

SIXTY-THIRD ISSUE]

DEPARTMENT OF COMMERCIAL INTELLIGENCE AND STATISTICS, INDIA

ANNUAL STATEMENT

OF THE

Sea-Borne Trade of British India

WITH THE

British Empire and Foreign Countries

For the fiscal year ending 31st March, 1929

VOLUME II.

Abstract and detailed tables of the trade and shipping with each country and at each port, and tables relating to the trade of Aden and of the French Possessions in India.

Published by order of the Governor-General in Council



CALCUTTA: GOVERNMENT OF INDIA
CENTRAL PUBLICATION BRANCH
1930

No. 2205]

CHART 1.

(a) Variations in the Trade of British India with principal countries during the ten years ending 1928-29 as compared with averages of the pre-war, war and post-war quinquennia.

(I) IMPORTS

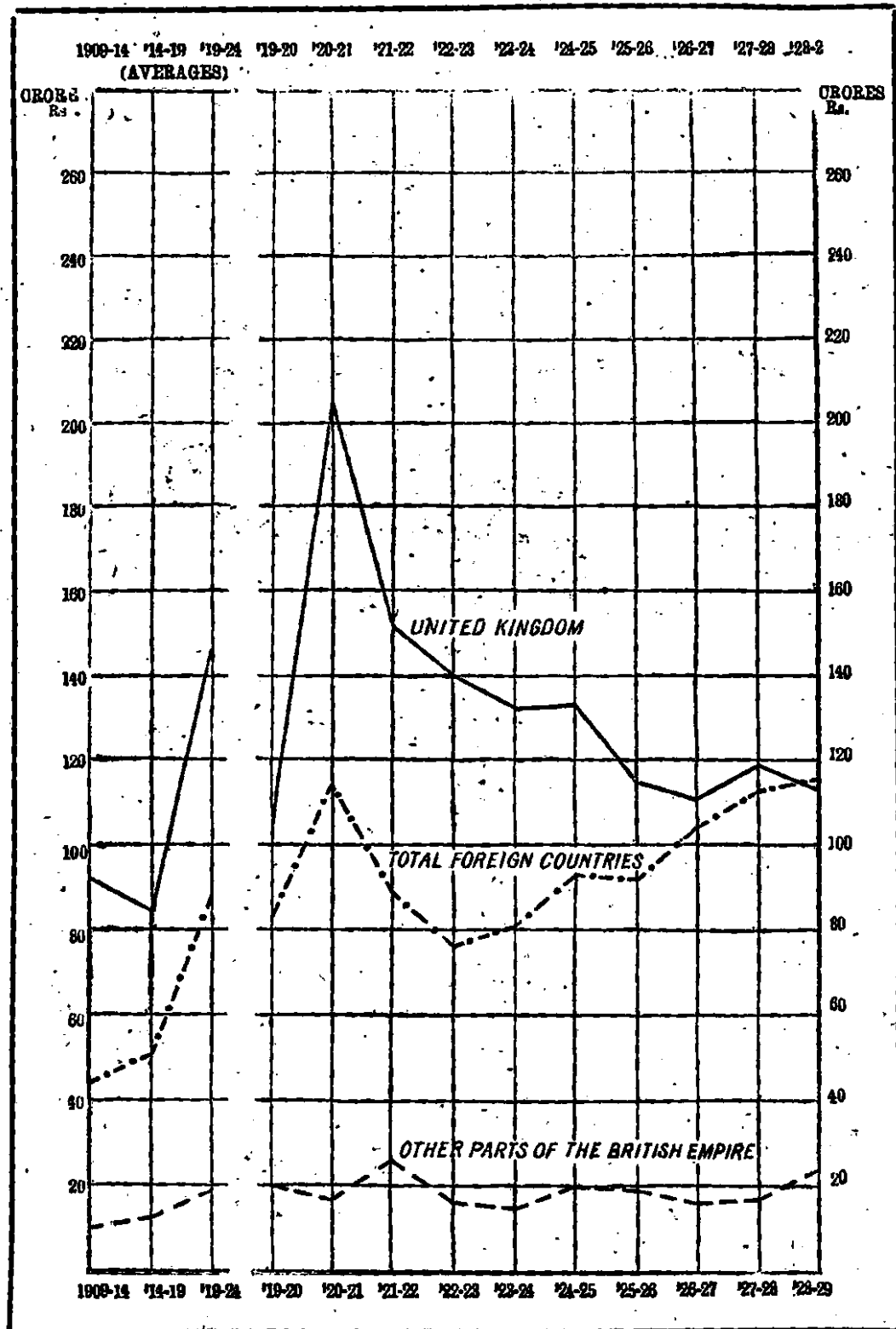


CHART 1.

(a) Variations in the Trade of British India with principal countries during the ten years ending 1928-29 as compared with averages of the pre-war, war and post-war quinquennia.

(II) IMPORTS

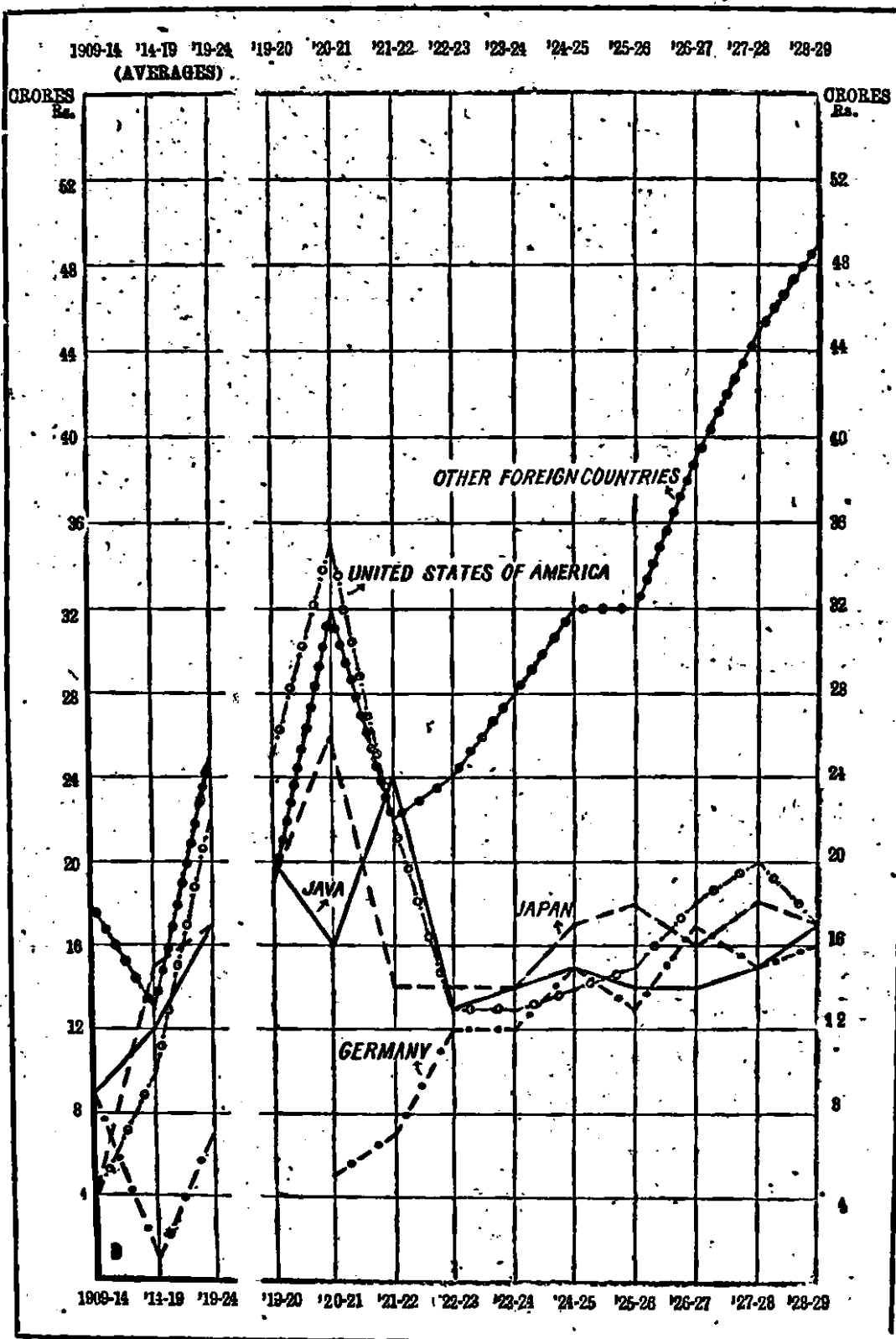


CHART 1.

(5) Variations in the Trade of British India with principal countries during the ten years ending 1928-29 as compared with averages of the pre-war, war and post-war quinquennia.

EXPORTS

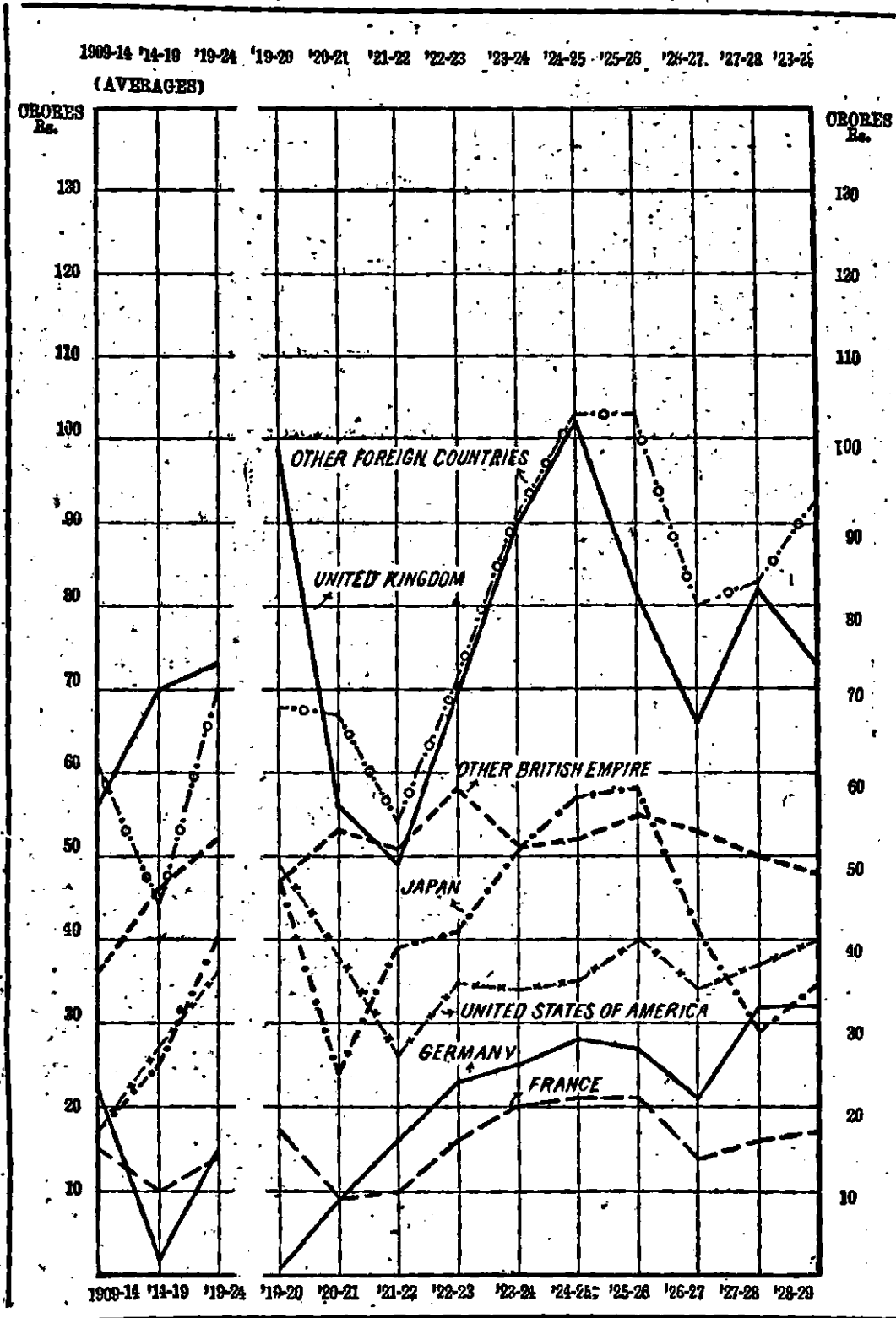


CHART 2.

(a) Variations in the shares of the principal countries in the Import trade of British India during the ten years ending 1928-29 as compared with averages of the pre-war, war and post-war quinquennia.

IMPORTS.

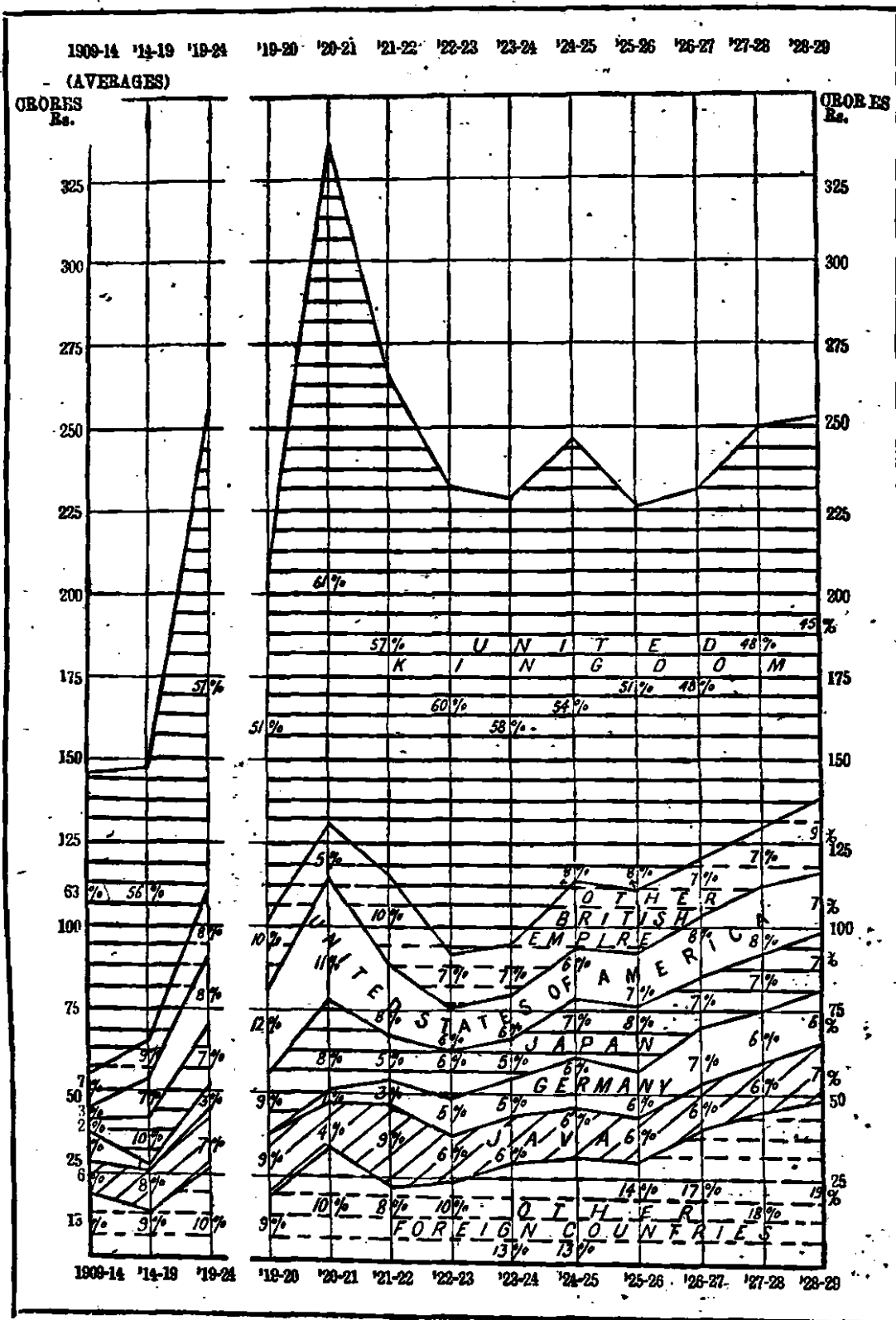
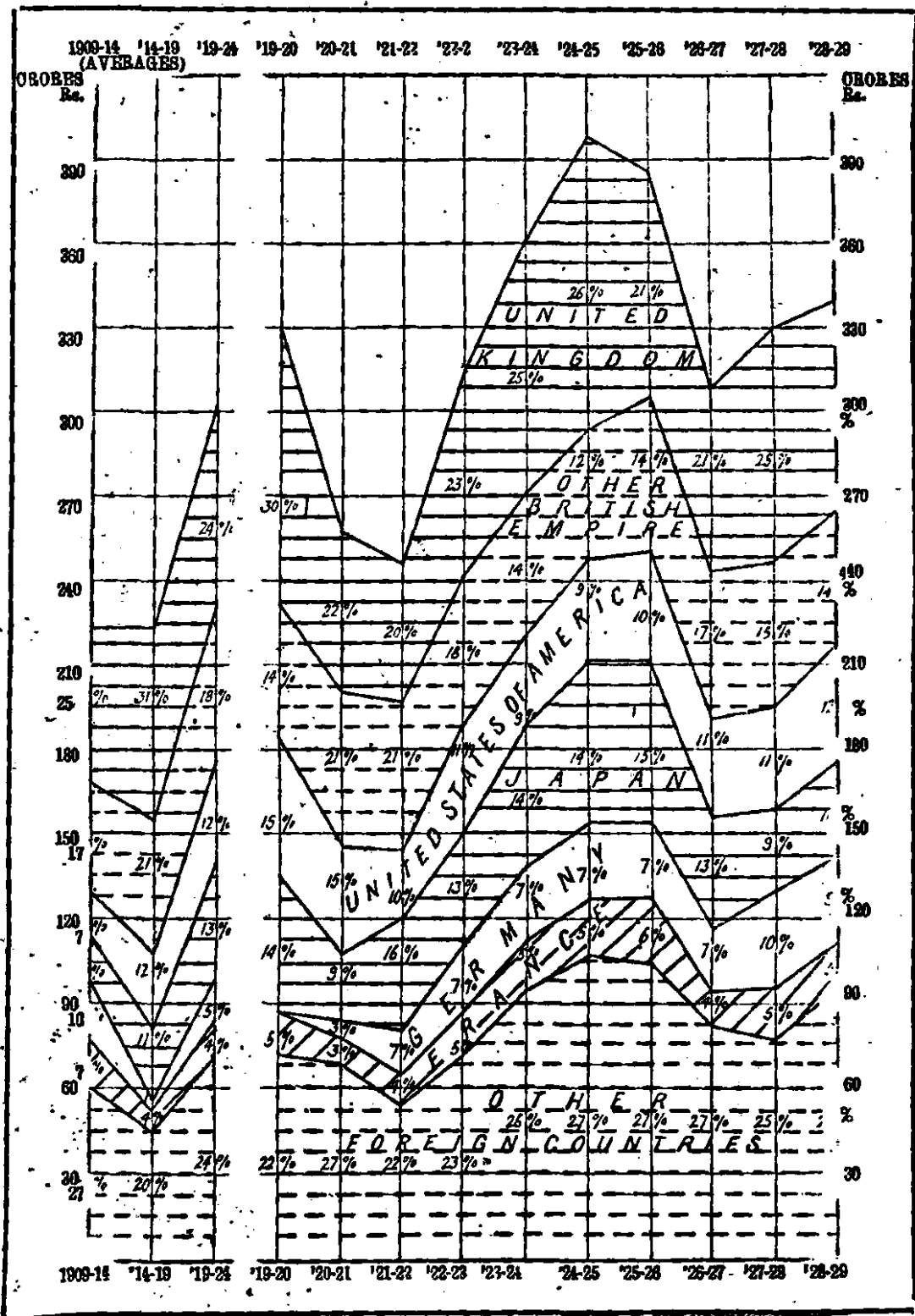


CHART 2.

(b) Variations in the shares of the principal countries in the Export trade of British India during the ten years ending 1928-29 as compared with averages of the pre-war, war and post-war quinquennia.

EXPORTS



INTRODUCTORY NOTE.

1. Scope of the Returns.—The object of this Volume is to arrange the statistics of the sea-borne trade of India according to the principal countries with which trade is carried on, and the principal ports in India through which such trade passes. Imports are classified as received from the countries from which they have been consigned and exports are credited to the countries of final destination. Detailed information regarding shipping is also given in this Volume.

2. Statistical year.—All tables given in this Volume cover the five official years, April to March, 1924-25 to 1928-29, except the shipping tables Nos. 8 and 9 which show figures for 1928-29 only.

3. Abstract Tables.—Tables 1 to 7 and 10 show for each of the years 1924-25 to 1928-29 the shares of each principal country in the total import, export, and re-export trade.

Table 1 shows the total value of the imports of merchandise and treasure from each principal country, table 2 gives similar details of the exports, including re-exports, and table 3 shows separately the total figures of the exports and re-exports of merchandise only. In these three tables the countries are grouped into (1) the British Empire and (2) Foreign countries.

In tables 4 to 7 are given the shares of each principal country in the totals, imports, exports, and re-exports of merchandise, the countries being grouped geographically within each Continent.

Table 8 shows the shares of each maritime province in the total imports and exports, including re-exports, of private merchandise and treasure. Similar details for Government stores and treasure are given in table 9.

In table 10 is shown the total trade in merchandise of each maritime province with each principal country.

Table 11 shows the total imports and exports of merchandise and treasure separately at each port.

4. Trade at Ports.—Table 12 shows the quantities and values of the principal articles of merchandise, imported into and exported from each of the chief ports (Calcutta, Balasore, Bombay, Karachi, Fort St. George and Rangoon). The information as regards the chief ports in this table relates to the quantities and values of the principal articles of merchandise entered for export or cleared for import by the Customs at the chief ports. Imported goods, though landed at the ports to which they are accredited, may afterwards be carried in coasting vessels to other ports before passing into consumption. Thus these returns are not, strictly speaking, an exact indication of the imports and exports passing through each port.

5. Trade with countries.—Table 13 shows the quantities and values of the principal articles of merchandise, imported from and exported to each principal country, the countries being arranged geographically within each Continent. The trade in each article is recorded separately when its value is Rs10,000 or more under imports, and Rs5,000 or more under exports. If the value of the trade in any particular article is less than the limit stated, it is generally grouped under the head "all other articles of merchandise."

The articles are arranged in alphabetical order as in Volume I, provision being made for grouping together within the alphabetical order such articles as are related industrially or commercially.

6. Customs Revenue.—Tables 14, 15 and 16 give details of the Customs duty collected (a) on imports and exports at each port in each province, (b) in respect of the principal and other articles of imported merchandise, and (c) in respect of the dutiable articles of exported merchandise. In tables 15 and 16 the arrangement of articles follows the classification in the tariff schedules. Table 17 gives the amount of drawbacks paid and duties refunded on the principal and other articles imported and exported.

7. Dutiable articles allowed free of duty and Bonded goods.—Table 18 shows the dutiable articles of imported merchandise allowed free of duty for the use of private individuals and institutions, and table 19 shows the quantity of certain principal articles of merchandise imported, which remained in customs bonded warehouses on the last day of each of the official years 1924-25 to 1928-29. The figures do not, however, include duty-paid goods lying in the warehouses outside customs authority.

8. Trade of Aden.—The tables relating to the Trade and Navigation of Aden for 1928-29 are incorporated in this issue.

Nature of the Trade recorded in the Aden tables.—Imports include all goods which are manifested for Aden, while exports include all goods and re-exports shipped from Aden. Transshipment cargo, *i.e.*, cargo manifested for transshipment on through bills of lading, is shown separately as noted below. There is a very considerable land trade, and exports by sea necessarily include a considerable amount of re-exports of goods originally imported by land, and imports include goods which are intended for exports by land.

Countries to which imports or exports are credited in Aden.—Following the classification of the sea-borne trade returns of British India, imports are classified as received from the countries whence they were consigned to Aden, and exports are credited to the countries of final destination.

Method of ascertaining values in Aden.—The values of goods are generally based on consignor's invoices, and not on the wholesale cash price in Aden as required by section 30 of the Sea Customs Act. The values of goods imported or exported are taken from the import and export pass notes forwarded to the Political Resident, Aden, by the Port Trust Department. In the case of goods brought by steamers, the value is usually based upon the invoices; and in the case of cargo brought by *dhow*, the value is taken from Arabic advices. In many cases papers are not available and manifests have to be written out in Aden. The pass notes are stated to be scrutinised by the assessors of the Revenue Department and corrected, where necessary, by comparison with average market rates, which are ascertained periodically for the purpose.

Tables of the Trade of Aden.—These tables relate to the sea-borne and land trade and also to the shipping of the port of Aden for the official years 1924-25 to 1928-29. Tables 1A, 1B and 1C, and 2A, 2B and 2C are classified summaries, showing the values of the imports and exports from and to the British Empire and Foreign countries separately. Table 1 shows, for each of the years 1924-25 to 1928-29, the total sea-borne trade of Aden in private merchandise and treasure, and table 2 gives similar details of Government stores and treasure. Tables 3 and 4 show the total value of imports and exports, respectively, from and to each principal country, of merchandise and treasure separately. The countries in these two tables are arranged geographically within each Continent. Table 5 shows the total quantities and values of the principal articles of imports, and table 6 gives similar details of exports. Tables 7 and 8 are general tables and show the quantities and values of the imports and exports, respectively, with the countries from or to which imported or exported. The articles are arranged alphabetically, provision being made for grouping together within the alphabetical order such articles as are related industrially or commercially, as in abstract tables 5 and 6. Tables 9, 9A, 10 and 10A relate to the land trade and show the imports and exports from and to the interior of Arabia. Shipping figures are recorded in tables 11 to 14. Tables 15 and 16 show the number of packages of transshipment cargo for imports and exports during the year 1928-29.

9. Trade of the French and the Portuguese Possessions in India.—The trade is recorded in separate sets of tables, the trade of the French Possessions being for the five years ending 31st March, 1929. Returns of the trade of the Portuguese Possessions for the calendar years 1921 to 1925 are under compilation and will be issued shortly as Supplement to the Annual Statement of the Sea-borne Trade of British India.

10. Shipping Foreign Trade.—*Entrances and clearances of vessels.*—Vessels bringing cargo from more than one Foreign Port are recorded as entering from the most distant port at which cargo for British India was embarked. Vessels

with cargo departing from British India for more than one Foreign Port are recorded as clearing for the most distant port at which cargo from British India is to be disembarked.

Vessels in the Foreign Trade are recorded as entering on the voyage inwards at the first port at which cargo is discharged, and as clearing on the voyage outwards at the last port at which cargo is laden. If on their inward voyage they enter a port in British India to discharge only a part of their cargoes and then proceed to other ports in British India, their clearances and entries after arrival at the first port are recorded in the Coasting Trade, whether they ship "Coasting Cargo" or not, for the foreign voyage is deemed to have ended on arrival at the port where part of the cargo is first discharged. If vessels on the voyage outwards load with part cargo for a Foreign Port, and part for some other port or ports in British India, they are recorded at the first port of departure as cleared in the Coasting Trade and such vessels are again recorded as cleared in the Foreign Trade at the last British Indian port.

Vessels in ballast are recorded both as to entries and clearances in the same way as vessels with cargo.

The classes of vessels which are distinguished in the shipping tables are detailed below :—

British.—Steamers and square-rigged sailing vessels, flying the British flag and registered under the English Merchant Shipping Act, 1894, in any port in the United Kingdom or in a British Possession other than British India.

British Indian.—Steamers and square-rigged sailing vessels, flying the British flag, and registered under the Indian Merchant Shipping Act, X of 1841, or other enactment for the time being in force for the registration of ships in British India.

Native craft—

(i) *British.*—Sailing vessels, not square-rigged, flying the British flag but not belonging to any port in British India or in Indian States.

(ii) *British Indian.*—Sailing vessels, not square-rigged, belonging to ports in British India or in Indian States.

(iii) *Foreign.*—Sailing vessels, not square-rigged, flying a flag other than the British flag or that of an Indian State.

Foreign.—Steamers and square-rigged sailing vessels flying a flag other than the British flag.

Abstract table 1 gives the total entries and clearances in each maritime province, and tables 2 and 3 show the countries from which the vessels entered or to which they cleared. In tables 4 and 5 is shown the nationality of these vessels. Tables 6 and 7 give the details of shipping at each port in each province. In tables 8 and 9 are shown for one year only the nationality as well as the countries (from which entered or to which cleared) of vessels with cargoes and in ballast, respectively. Table 10 shows the number and tonnage of steam-vessels built at each port and table 11 gives similar details of vessels first registered.

11. *Alteration in Countries.*—The list of countries has been revised in accordance with the territorial re-adjustments brought about by the War, and the changes have been introduced in the Sea-borne Trade returns of British India with effect from April, 1921.

12. *Charts.*—Diagrams have been added, illustrating the variations in the import and export trade of British India with principal countries during the ten years ending 1928-29, as compared with averages of the pre-war, war and post-war quinquennia.

N. R. PILLAI,
offg. Director-General.

DEPARTMENT OF COMMERCIAL INTELLIGENCE
AND STATISTICS, INDIA;
Calcutta, February 28, 1930.

Volume II.

CONTENTS.

TABLES RELATING TO THE SEA-BORNE TRADE OF BRITISH INDIA.

No. of Table.		P-age
	Charts illustrating (1) Variations in the Trade of British India with Principal Countries during the ten years ending 1928-29, as compared with averages of the pre-war, war and post-war quinquennia.	} frontispiece
	(2) Variations in the shares of the Principal Countries in the Import and Export trade of British India during the ten years ending 1928-29, as compared with averages of the pre-war, war and post-war quinquennia.	} "
	Introductory Note	i-iii
	Contents	iv-x
	I.—ABSTRACT TABLES—	
1	Imports of Merchandise and Treasure (including Government transactions)— From each Country. Value	2
	Exports of Private Merchandise and Treasure— To each Country. Value—	
2	(a) Total	6
3	(b) Indian Merchandise } (c) Foreign Merchandise }	10
4	Total Trade (Imports, Exports, and Re-exports) in Private Merchandise with each Continent	14
5	Import Trade in Private Merchandise with each Continent. Value	16
6	Export Trade in Private Merchandise (Indian) with each Continent	18
7	Re-export " " (Foreign) " "	20
	Share of each Province in the Imports and Exports of Merchandise and Treasure Value—	
8	Private Trade	22
9	Government Stores and Treasure	23
10	Trade of each Province with each Country. Value	24
11	Trade at each Port. Value	30
	II.—DETAILED STATEMENT OF THE TRADE AT THE CHIEF PORTS—	
	Imports and Exports of Merchandise at Chief Port of each Province. Value—	
12	Calcutta	38
	Balasore	76
	Bombay	77
	Karachi	119
	Fort St. George	149
	Rangoon	181

CONTENTS—*continued.*

No. of Table.		Page.
III.—DETAILED STATEMENT OF THE TRADE WITH EACH COUNTRY—		
I.—Europe—		
13	United Kingdom	211
"	Russia	250
"	Finland	251
"	Esthonia	252
"	Latvia	253
"	Georgia	253
"	Sweden	254
"	Norway	259
"	Denmark	261
"	Poland (<i>including</i> Dantzic)	264
"	Germany	265
"	Netherlands	286
"	Belgium	297
"	Luxemburg	309
"	Channel Islands	310
"	France	311
"	Spain	324
"	Gibraltar	326
"	Portugal	327
"	Malta and Gozo	328
"	Switzerland	329
"	Italy	333
"	Finme	347
"	Austria	348
"	Hungary	353
"	Czechoslovakia	353
"	Serb-Croat-Slovene State	357
"	Albania	358
"	Bulgaria	358
"	Roumania	359
"	Greece	360
"	Crête	361
"	Turkey	362
"	Cyprus	364

CONTENTS—*continued.*

No. of Table.		Page.
III.—DETAILED STATEMENT OF THE TRADE WITH EACH COUNTRY—<i>continued</i>		
II.—Asia—		
13	Turkey	365
"	Syria	367
"	Armenia	369
"	Smyrna	370
"	Palestine	371
"	Aden and Dependencies	372
"	Iraq	381
"	Maskat Territory and Trucial Oman	393
"	Other Native States in Arabia	398
"	Bahrein Islands	405
"	Persia	409
"	Henjam Island	418
"	Maldives	419
"	Ceylon	420
"	Straits Settlements (<i>including</i> Labuan)	435
"	Federated Malay States	454
"	Sumatra	456
"	Java	458
"	Borneo (British and Dutch)	463
"	Celebes and other Islands	463
"	Dutch New Guinea	464
"	Siam	464
"	Indo-China (<i>including</i> Cochin-China, Cambodia, Annam, Tonkin and French leased Territories in China)	468
"	Philippine Islands and Guam	470
"	Macao	471
"	Formosa	472
"	Hongkong	472
"	China (exclusive of Hongkong and Macao)	481
"	Korea	488
"	Japan	489

CONTENTS—continued.

No. of Table.	III.—DETAILED STATEMENT OF THE TRADE WITH EACH COUNTRY—continued	Page.
	III.—Africa—	
13	North Africa. { Egypt	505
"	{ Tripoli	511
"	{ Tunis	512
"	{ Algeria	513
"	{ Morocco	513
"	{ Canary Islands	514
"	West Africa. { Gold Coast (including British Togoland)	514
"	{ Nigeria (including British Cameroons)	515
"	{ Belgian Congo	515
"	{ British, French, Spanish, and Portuguese Possessions in West Africa	515
"	Union of South Africa. { Protectorate of South-West Africa	516
"	{ Cape of Good Hope	516
"	{ Natal	519
"	{ Transvaal	524
"	{ Rhodesia	525
"	{ Portuguese East Africa	525
"	{ Madagascar	530
"	{ Reunion	531
"	{ Zanzibar and Pemba	531
"	{ Kenya Colony	536
"	{ Tanganyika Territory	542
"	{ Uganda Protectorate	545
"	{ Nyasaland Protectorate	545
"	{ Italian East Africa (Somáland and Eritrea)	546
"	{ Somáland (British and French)	548
"	{ Abyssinia	550
"	{ Anglo-Egyptian Sudan	550
"	{ Mauritius and Dependencis	553
"	{ Seychelles	557
	IV.—America—	
"	North America. { Canada	559
"	{ Newfoundland and Coast of Labrador	563
"	{ United States	563
"	{ Bermudas	584
"	{ Cuba	584
"	{ Hayti and St. Domingo	585
"	{ Porto Rico	585
"	{ West Indies (British and Foreign)	586
"	{ Mexico	587

CONTENTS—continued.

No. of Table.		Page
	III.—DETAILED STATEMENT OF THE TRADE WITH EACH COUNTRY—concluded.	
	IV.—America—continued.	
13	Central America. { Guatemala	587
"	{ Honduras	588
"	{ San Salvador	588
"	{ Nicaragua	588
"	{ Costa Rica	589
"	{ Colombia	589
"	{ Panama	590
"	{ Venezuela	590
"	{ British Guiana	590
"	{ Dutch Guiana	591
"	{ French Guiana	592
"	South America. { Brazil	592
"	{ Paraguay	593
"	{ Uruguay	593
"	{ Argentine Republic	594
"	{ Chile	594
"	{ Peru	595
"	{ Ecuador	596
"	{ Bolivia	596
	V.—Australasia and Oceania—	
"	Australian Commonwealth	597
"	Territory of Papua	604
"	New Zealand (including Nanru and Br. Samca)	604
"	Fiji Islands	606
"	Hawaii	607
"	Other Islands in the Pacific	608
	IV.—Customs Duty. Gross amount collected—	
14	At each Port in each Province	610
15	On Principal and other Articles imported	614
16	On Articles exported	625
	V.—Drawbacks and Refunds. Amount—	
17	On principal and other Articles imported and exported	626
18	VI.—Dutiable Articles of Imported Merchandise allowed Free of Duty. Quantity and Value	636
	VII.—Bonded Goods—	
19	Principal Articles warehoused under Bond. Quantity	643

CONTENTS—continued.

No. of Table.		Page
VIII.—TRADE AND NAVIGATION OF ADEN (1924-25 to 1928-29).		
SEA-BORNE TRADE.		
I.—ABSTRACT TABLES FOR OFFICIAL YEARS 1924-25 to 1928-29—		
1A	Summary of Imports—From British Empire	645
1B	" " " Foreign Countries	646
1C	" " " British Empire and Foreign Countries	647
2A	Summary of Exports—To British Empire	649
2B	" " " Foreign Countries	650
2C	" " " British Empire and Foreign Countries	651
1	Imports and Exports—Merchandise and Treasure—Sea-borne Trade with Foreign Countries and with India. Total value	653
2	Imports and Exports—Government Stores and Treasure—From and to Foreign Countries and India. Total value	653
3	Imports—Merchandise and Treasure—From each Foreign Country and Ports in India. Total value	654
4	Exports—Merchandise and Treasure—To each Foreign Country and Ports in India. Total value	656
5	Imports—Articles of Merchandise. Quantity and value	658
6	Exports—Articles of Merchandise. Quantity and value	672
II.—DETAILED STATEMENT OF IMPORTS—		
7	Principal and other Articles of Merchandise and Treasure (1924-25 to 1928-29)	679
III.—DETAILED STATEMENT OF EXPORTS—		
8	Principal and other Articles of Merchandise and Treasure (1924-25 to 1928-29)	798
INLAND TRADE.		
9	Imports—Articles of Merchandise and Treasure—From the interior of Arabia by Land—Quantity and value—1928-29	872
9A	Imports—Articles of Merchandise and Treasure—From the interior of Arabia by Rail—Quantity and value—1928-29	874
10	Exports—Articles of Merchandise and Treasure—To the interior of Arabia per Inland Communication—Quantity and value—1928-29 compared with 1927-28	876
10A	Exports—Articles of Merchandise and Treasure—To the interior of Arabia per Rail Communication—Quantity and value—1928-29 compared with 1927-28	883
NAVIGATION.		
11	Shipping with each country—Entered—Total Number and Tonnage of vessels—British, British Indian, and Foreign—1924-25 to 1928-29	890
12	" " " Cleared—Total Number and Tonnage of vessels—British, British Indian, and Foreign—1924-25 to 1928-29	891
13	Nationality of Vessels (Steam and Sailing)—Entered and cleared—Total Number and Tonnage of Vessels of each Nation—1924-25 to 1928-29	893
14	Nationality of Country Crafts—Entered and cleared—Total Number and Tonnage of Country Crafts of each Nation—1924-25 to 1928-29	896
15	Import Transhipment Cargo—1928-29	901
16	Export " " —1928-29	915

CONTENTS—concluded.

No. of Table.		Page
IX.—TRADE OF THE FRENCH POSSESSIONS IN INDIA (1924-25 to 1928-29)—		
1	IMPORTS AND EXPORTS . SEA-BORNE FOREIGN AND COASTING TRADE—Total Value thereof	931
2	IMPORTS AND EXPORTS . SEA-BORNE FOREIGN AND COASTING TRADE AT EACH PORT—Value thereof	931
3	IMPORTS MERCHANDISE — From each Foreign Country and Ports in India—Value thereof	932
4	EXPORTS MERCHANDISE —To each Foreign Country and Ports in India—Value thereof	932
5	IMPORTS FROM FOREIGN COUNTRIES —Principal Articles of Merchandise—Quantity and Value	933
6	EXPORTS TO FOREIGN COUNTRIES —Principal Articles of Foreign and Indian Merchandise—Quantity and Value	934
7	IMPORTS FROM INDIAN PORTS —Principal Articles of Merchandise—Quantity and Value	935
8	EXPORTS TO INDIAN PORTS —Principal Articles of Foreign and Indian Merchandise—Quantity and Value	936
SHIPPING.		
I.—ABSTRACT TABLES—		
Vessels Entered and Cleared with Cargoes and in Ballast. Number and Tonnage—		
1	Into and from each Province	938
Trade with each Country—		
2	Vessels Entered with Cargoes and in Ballast. Number and Tonnage	940
3	“ Cleared “ “ “ “ “ “ “ “ “ “	944
Nationality of Vessels—		
4	Vessels Entered with Cargoes and in Ballast. Number and Tonnage	948
5	“ Cleared “ “ “ “ “ “ “ “ “ “	950
Shipping at each Port—		
Vessels Entered and Cleared. Number and Tonnage—		
6	(a) With Cargoes	952
7	(b) In Ballast	958
II.—DETAILED STATEMENT OF THE TRADE WITH EACH COUNTRY AND NATIONALITY OF VESSELS (1928-29)—		
Vessels Entered and Cleared. Number and Tonnage—		
8	(a) With Cargoes	982
9	(b) In Ballast	994
III.—VESSELS BUILT (1924-25 to 1928-29). Number and Tonnage—		
10	At each Port	1002
IV.—VESSELS REGISTERED (1924-25 to 1928-29). Number and Tonnage—		
11	At each Port	1006
	INDEX	1011

ABSTRACT TABLES NOS. 1 TO 11.

ABSTRACT TABLES
IMPORTS

(2)

No. 1

VALUE of the TOTAL IMPORTS of MERCHANDISE in

COUNTRIES	IMPORTS						
	1924-25			1925-26			MERCHANDISE
	MERCHANDISE	TREASURY	TOTAL	MERCHANDISE	TREASURY	TOTAL	
£	£	£	£	£	£	£	
BRITISH EMPIRE—							
Private Merchandise and Treasure—							
United Kingdom	153,45,04,782	28,80,80,240	181,75,85,022	115,82,02,107	17,00,88,597	1,82,82,40,704	110,53,42,516
Channel Islands	6,397	..	6,397	2,19,049
Gibraltar	4,25,127	..	4,25,127	4,20,100	..	4,20,100	5,08,886
Malta and Gozo	3,550	..	3,550	7,210	..	7,210	11,982
Cyprus	1,595	..	1,595	1,533	..	1,533	3,335
Palestine	2,429	..	2,429	7,045	..	7,045	1,773
Aden and Dependencies	57,39,395	31,43,408	88,82,803	43,23,941	44,40,929	87,64,870	52,91,025
Iraq*	88,38,282	1,38,77,492	2,27,15,774	76,71,451	1,40,08,056	2,17,69,507	70,04,670
Bahrain Islands	33,75,069	55,50,380	89,25,349	26,11,552	39,59,557	65,71,109	25,05,474
Maldives	52,181	..	52,181	1,53,110	..	1,53,110	1,20,059
Ceylon	1,35,54,996	9,74,230	1,45,29,226	1,70,10,510	10,19,524	1,80,30,034	1,37,14,918
Straits Settlements (including Labuan)	4,85,59,386	7,14,662	4,92,74,048	5,05,98,291	21,44,674	5,87,42,965	5,82,12,992
Federated Malay States	1,03,636	15	1,03,651	1,35,797	20,000	1,55,797	3,03,103
British Borneo	27,88,511	..	27,88,511	81,27,780	..	81,27,780	38,34,451
Hongkong	1,13,40,057	21,38,249	1,34,78,306	84,39,934	12,94,556	97,34,490	90,21,157
Protectorate of South-West Africa	1,211	..	1,211
Cape of Good Hope	3,107	..	3,107	1,36,846	..	1,36,846	9,585
Natal	58,92,292	23,62,48,018	24,21,40,310	40,28,325	19,70,43,671	20,10,71,996	31,72,439
Transvaal	14,273	..	14,273	25,771	..	25,771	2,151
Rhodesia	58	..	58	9,380
Zanzibar and Pemba	61,32,837	20,37,693	81,70,530	61,67,536	7,29,344	68,96,880	35,17,576
Kenya Colony	3,71,05,963	2,51,786	3,73,57,749	3,45,26,594	..	3,45,26,594	2,20,14,393
Tanganyika Territory	5,69,687	3,34,738	9,04,425	6,83,159	..	6,83,159	15,06,210
Uganda Protectorate	702	..	702	881	..	881	..
Nyasaland Protectorate	10	..	10	4	..	4	20,823
Somaliand Protectorate	1,465	..	1,465	227	..	227	866
Anglo-Egyptian Sudan	82,715	..	82,715	16,533	..	16,532	3,810
Mauritius and Dependencies	3,65,56,232	86,357	3,67,41,639	51,01,434	..	51,01,434	44,899
Seychelles	53,552	..	53,552	3,89,367	..	3,89,367	72,768
Canada	99,01,600	..	99,01,600	1,30,41,295	1,44,346	1,31,85,641	1,68,83,052
Bermudas
British West India Islands	2,05,239	..	2,05,239	52,510	..	52,510	9,981
.. Guiana	1,724	..	1,724	302
Australian Commonwealth	75,82,185	3,00,04,599	4,35,86,784	1,44,19,346	2,61,09,341	4,05,29,187	1,69,60,376
New Zealand (including Niuru and British Samoa)	13,79,070	40,23,713	54,07,783	93,193	13,99,999	14,93,192	54,555
Fiji Islands	412	..	412	1,344	..	1,344	2,146
Total Private Merchandise and Treasure	153,48,72,106	53,84,70,890	212,33,42,636	133,74,06,456	42,24,43,094	175,98,49,550	127,02,31,736
Government Stores and Treasure—							
United Kingdom	5,49,85,239	..	5,49,85,239	7,27,69,545	1,78,768	7,29,48,313	6,76,03,522
Other Countries	14,37,124	5,360	14,92,484	33,91,267	4,13,782	38,05,049	35,27,057
Total Government Stores and Treasure	5,64,72,363	5,360	5,64,77,723	7,61,60,812	5,92,550	7,67,53,362	7,11,30,579
GRAND TOTAL BRITISH EMPIRE	159,13,44,469	58,84,75,940	217,98,20,409	141,35,67,268	42,30,35,644	183,66,02,912	134,14,12,315
FOREIGN COUNTRIES—							
Private Merchandise and Treasure—							
Russia	58,174	..	58,174	19,373	..	19,373	51,56,637
Finland	16,62,706	..	16,62,706	10,06,897	..	10,06,897	16,99,757
Estonia	2,06,061	..	2,06,061	41,623	..	41,623	3,51,443
Latvia	850	..	850	41,609	..	41,609	30,006
Georgia	33,88,434	..	33,88,434	24,46,267	..	24,46,267	9,635
Sweden	1,19,54,650	..	1,19,54,650	1,43,33,235	..	1,43,33,235	1,26,38,354
Norway	65,25,323	..	65,25,323	58,60,507	..	58,60,507	69,52,325
Denmark	9,16,308	..	9,16,308	7,14,465	..	7,14,465	6,91,931
Poland (including Danzig)	57,653	..	57,653	1,93,947	..	1,93,947	42,52,397
Germany	15,46,35,810	..	15,46,35,810	13,30,73,742	6,15,575	13,36,89,317	16,90,71,677
Netherlands	2,97,32,144	65,55,036	3,63,37,180	3,69,24,514	37,072	3,69,61,586	4,66,26,070
Belgium	6,76,06,421	..	6,76,06,421	6,12,06,047	..	6,12,06,047	6,30,08,052
Luxemburg	20,03,591	..	20,03,591	10,11,243	..	10,11,243	13,34,639
France	2,58,55,391	1,94,65,007	4,53,20,398	3,23,87,751	23,65,299	3,52,53,047	3,55,66,145

* Shown as a Foreign Country from 1927-28.

TREASURE from each COUNTRY, in each Official Year from 1924-25 to 1928-29

IMPORTS								COUNTRIES
1926-27		1927-28			1928-29			
TREASURE	TOTAL	MERCHANDISE	TREASURE	TOTAL	MERCHANDISE	TREASURE	TOTAL	
£	£	£	£	£ M	£	£	£	
16,79,69,180	125,53,11,696	119,21,01,021	9,62,94,114	128,83,95,185	118,24,42,069	11,29,09,447	124,53,52,416	BRITISH EMPIRE--
..	2,19,049	7,79,465	..	7,79,465	536	..	580	Private Merchandise and Treasure--
..	5,08,885	2,84,254	..	2,84,254	92,537	..	92,537	United Kingdom
..	11,982	2,534	..	2,534	6,038	..	6,038	Obanell Islands
..	3,333	157	..	157	17,823	..	17,823	Gibraltar
..	1,778	16,602	..	16,602	9,006	..	9,006	Malta and Gozo
50,49,376	1,08,41,001	66,01,213	48,41,895	1,14,43,108	62,47,421	35,57,977	98,05,298	Cyprus
92,43,099	1,62,47,769	Palestine
41,95,827	67,91,301	23,57,904	34,37,567	67,95,471	20,15,814	27,55,083	47,70,897	Aden and Dependencies
..	1,20,059	1,46,819	..	1,46,819	1,16,723	..	1,16,723	Iraq*
4,90,256	1,42,05,174	1,00,06,847	52,07,986	2,43,04,833	2,10,40,686	27,59,725	2,38,00,391	Bahrain Islands
4,70,293	5,86,89,285	5,84,21,731	10,22,758	5,94,44,489	5,10,86,712	5,78,450	5,16,86,162	Maldives
67	3,08,170	2,09,370	205	2,09,575	2,39,746	..	2,39,746	Ceylon
..	36,34,451	28,13,791	..	28,13,791	20,93,396	..	20,93,396	Straits Settlements (including Labuan)
11,91,558	1,02,12,715	1,15,80,774	9,07,638	1,24,88,412	73,33,092	4,79,099	83,12,191	Federated Malay States
..	British Borneo
..	9,585	83,054	..	83,054	51,030	..	51,030	Hongkong
11,93,24,870	12,24,97,309	53,26,615	8,62,30,252	9,15,56,867	52,25,572	13,51,17,113	14,03,42,685	Protectorate of South-West Africa
30	2,187	1,807	..	1,807	12,403	..	12,403	Cape of Good Hope
..	9,300	20	..	20	Natal
64,048	35,81,624	41,21,719	60,037	41,81,756	33,11,736	20,793	33,32,529	Transvaal
..	2,20,14,393	2,17,56,235	..	2,17,56,235	2,33,50,223	4,000	2,33,54,223	Rhodesia
..	15,00,210	7,08,754	..	7,08,754	4,17,959	..	4,17,959	Zanzibar and Pemba
..	..	603	..	603	2,223	..	2,223	Kenya Colony
..	30,828	3,173	..	3,173	793	..	793	Tanganyika Territory
..	866	1,415	..	1,415	21,162	..	21,162	Uganda Protectorate
..	8,810	9,877	..	9,877	63,612	..	63,612	Nyasaland Protectorate
70,94,500	71,39,399	57,294	11,70,000	12,27,294	40,650	11,78,000	12,18,650	Somaliand Protectorate
..	72,768	45,415	..	45,415	3,27,503	..	3,27,503	Anglo-Egyptian Sudan
..	1,69,83,052	1,73,50,307	..	1,73,50,307	3,01,69,418	..	3,01,69,418	Mauritius and Dependencies
..	..	2	..	2	Seychelles
..	9,961	25,144	..	25,144	7,910	..	7,910	Canada
..	302	5,107	..	5,107	Bermudas
3,09,21,460	5,38,82,356	1,91,66,751	1,92,90,060	3,84,56,811	3,45,55,068	2,20,68,631	10,63,23,519	British West India Islands
7,53,180	8,07,785	1,43,230	21,10,099	22,53,320	1,04,705	36,76,349	37,81,054	" Guiana
..	2,146	4,403	..	4,403	7,024	..	7,024	Australian Commonwealth
33,27,73,764	160,30,55,550	136,36,93,412	22,06,62,611	158,43,56,023	137,14,16,453	23,51,04,367	165,65,20,825	New Zealand (including Nauru and British Samoa)
..	Fiji Islands
3,73,310	6,79,76,832	7,57,87,363	4,39,203	7,62,27,066	7,50,31,970	1,320	7,50,33,290	Total Private Merchandise and Treasure
6,37,430	41,84,637	48,79,209	94,889	49,74,098	27,63,555	484	27,59,039	Government Stores and Treasure--
10,10,790	7,21,41,369	8,06,67,072	5,34,092	8,12,01,164	7,77,90,525	1,804	7,77,92,329	United Kingdom
33,27,84,564	167,51,96,919	144,43,60,484	22,11,06,703	166,55,57,187	144,92,06,983	23,51,06,171	173,43,13,154	Other Countries
..	Total Government Stores and Treasure
..	51,86,637	48,52,016	..	48,52,016	84,87,213	..	84,87,213	GRAND TOTAL BRITISH EMPIRE
..	16,99,757	3,98,206	..	3,98,206	6,45,420	..	6,45,420	FOREIGN COUNTRIES--
..	3,51,443	8,98,830	..	8,98,830	10,60,892	..	10,60,892	Private Merchandise and Treasure--
..	30,006	1,92,191	..	1,92,191	3,94,459	..	3,94,459	Russia
..	9,655	81,44,645	..	81,44,645	1,50,40,778	..	1,50,40,778	Finland
..	1,20,88,354	1,25,60,041	..	1,25,60,041	1,10,84,766	..	1,10,84,766	Estonia
..	69,52,823	87,01,953	..	87,01,953	78,98,062	..	78,98,062	Latvia
..	6,91,981	13,41,895	..	13,41,895	13,31,279	..	13,31,279	Georgia
..	42,52,867	5,23,432	..	5,23,432	8,33,249	..	8,33,249	Sweden
..	16,90,71,677	15,34,34,747	..	15,34,34,747	15,84,36,461	6,880	15,84,43,341	Norway
14,945	4,66,41,015	4,80,60,422	1,08,000	4,81,68,422	4,76,78,761	..	4,76,78,761	Denmark
..	6,80,08,052	7,47,03,595	..	7,47,03,595	7,19,96,747	..	7,19,96,747	Poland (including Danzig)
..	18,84,689	23,32,162	..	23,32,162	10,89,652	..	20,89,652	Germany
32,90,243	3,82,56,388	4,30,15,164	33,21,925	5,13,37,039	4,77,56,040	1,24,403	4,79,40,443	Netherlands
..	Belgium
..	Luxemburg
..	France

* Shown as a Foreign Country from 1927-28.

[Continued on next page]

ABSTRACT TABLES
IMPORTS

(4)

No. 1—continued
VALUE of the TOTAL IMPORTS of MERCHANDISE &

COUNTRIES	IMPORTS						
	1924-25			1925-26			MERCHANDISE
	MERCHANDISE	TREASURY	TOTAL	MERCHANDISE	TREASURY	TOTAL	
£	£	£	£	£	£	£	
FOREIGN COUNTRIES—continued							
Private Merchandise and Treasure—contd.							
Spain	15,48,574	..	15,48,574	16,77,615	..	16,77,615	20,58,891
Portugal	6,69,177	..	6,69,177	7,39,444	..	7,39,444	6,24,933
Switzerland	1,81,41,523	1,16,50,030	2,97,91,553	1,59,69,603	..	1,59,69,603	2,19,60,040
Italy	3,83,95,499	..	3,83,95,499	4,25,67,226	4,31,976	4,29,89,202	6,16,11,411
Flume	4,55,075	..	4,55,075	6,436	..	6,436	4,29,261
Austria	69,24,104	..	69,24,104	80,74,814	2,39,698	83,14,512	1,10,82,788
Hungary	35,39,556	..	35,39,556	43,01,329	..	43,01,329	60,83,885
Czechoslovakia	1,14,37,642	..	1,14,37,642	1,45,87,479	..	1,45,87,479	1,66,65,225
Serb-Croat Slovene State (Jugo-Slavia)	37,076	..	37,076	2,37,901	..	2,37,901	1,67,790
Albania	1,866	..	1,866	..
Roumania	2,533	..	2,533	5,112
Greece	1,16,732	..	1,16,732	2,29,590	16	2,29,606	2,04,959
Farkey, European	23,332	..	23,332	41,935	..	41,935	10,898
Turkey, Asiatic	2,824	..	2,824	10,685	..	10,685	9,212
Syria	15,300	..	15,300	1,016
Armenia
Smyrna	880	..	880	5,194	..	5,194	17,801
Mascat Territory and Trucial Oman	49,97,345	31,10,931	81,08,276	47,47,552	24,70,833	72,18,485	37,20,840
Other Native States in Arabia	5,32,490	28,59,536	33,91,026	6,70,025	13,39,390	20,16,315	7,50,548
Iraq*
Perak	2,23,24,588	21,12,011	2,44,37,499	2,14,92,358	15,42,321	2,30,34,679	1,98,13,903
Hanjam Island	2,651	8,000	10,651	6,556	..	6,556	3,829
Sumatra	19,034	..	19,034	12,20,563	..	12,20,563	5,45,434
Java	15,46,30,517	1 8,898	15,46,39,415	14,03,78,729	..	14,03,78,729	14,42,27,504
Borneo (Dutch)	78,74,834	..	78,74,834	66,43,296	..	66,43,296	91,35,927
Celebes and other Islands	897	..	897	4,985	..	4,985	78,216
Siam	30,23,395	..	30,23,395	10,87,525	5,05,941	16,83,466	12,65,065
Indo-China (including Cochin-China, Cambodia, Annam, Tonkin and French leased territories in China)	60,149	..	60,149	7,11,669	..	7,11,669	5,16,748
Philippine Islands and Guam	8,74,242	..	8,74,242	11,49,423	..	11,49,423	9,77,414
Macao
Formosa	877	..	877	4,085
China (excluding of Hongkong and Macao)	2,76,70,933	1,11,82,539	3,88,53,472	2,60,67,493	20,80,770	2,81,48,263	3,39,99,562
Japan	17,12,07,468	..	17,12,07,468	18,19,00,392	..	18,19,00,392	16,47,24,110
Egypt	61,29,380	5,13,150	66,42,530	40,92,503	13,46,803	54,39,306	42,11,277
Tripoli
Tunis	1,21,390	..	1,21,390	1,52,840	..	1,52,840	..
Algeria	3	..	3	2,71,584	..	2,71,584	..
Morocco
Canary Islands	15,305	..	15,305	1,19,558	..	1,19,558	..
French West Africa	122	..	122	..
Portuguese West Africa	926	..	926
Portuguese East Africa	33,46,910	13,68,137	47,15,047	33,18,198	..	33,18,198	300
Madagascar	18,770	..	18,770	19,051	..	19,051	9,37,018
Reunion	14,986
Italian East Africa (Somaliland and Eritrea)	10,79,970	..	10,79,970	9,82,811	35,438	9,88,249	12,06,590
French Somaliland	4,83,022	..	4,83,022	2,17,587	..	2,17,587	1,77,838
Abyssinia	300	..	300	135
United States of America	14,07,02,996	34,44,75,682	48,51,78,678	15,07,35,184	11,79,97,148	26,87,32,332	18,23,74,618
Cuba	7	..	7	4,545	..	4,545	520
Haiti and St. Domingo	2,014	..	2,014	1,510	..	1,510	730
Guatemala	22	..	22
Colombia	7,902	..	7,902	20,217	..	20,217	..
Panama	1,047	..	1,047	..
Venezuela	8	..	8	104
Brazil	2	..	2
Uruguay	677
Argentine Republic (including the Atlantic Coast of Patagonia)	947	..	947	37,910	..	37,910	5,498
Chile (including the Pacific Coast of Patagonia)	8,967
Peru	1,87,080
Hawaii	17,561
Total Private Merchandise and Treasure	93,13,81,726	40,33,08,827	133,46,90,552	92,43,71,505	13,15,88,327	105,59,59,832	104,19,26,890
Government Stores and Treasure	1,09,10,414	2,00,220	1,11,10,634	2,20,73,822	2,53,609	2,23,27,431	2,48,45,548
GRAND TOTAL FOREIGN COUNTRIES	94,22,92,139	40,35,09,047	134,58,01,186	94,64,45,327	13,18,41,936	107,82,87,263	106,67,71,938
GRAND TOTAL BRITISH EMPIRE AND FOREIGN COUNTRIES	252,36,36,608	99,19,84,987	352,56,21,595	236,00,18,596	65,48,77,580	291,48,90,175	24,81,84,308

TREASURE from each COUNTRY, in each Official Year from 1924-25 to 1928-29—continued

IMPORTS								COUNTRIES
1926-27		1927-28			1928-29			
TREASURE	TOTAL	MERCHANDISE	TREASURE	TOTAL	MERCHANDISE	TREASURE	TOTAL	
£	£	£	£	£	£	£	£	FOREIGN COUNTRIES—continued
..	20,58,891	34,03,400	..	34,03,400	26,78,318	..	26,78,318	Private Merchandise and Treasure—cont'd
..	6,24,938	6,06,174	..	6,06,174	4,29,534	..	4,29,534	Spain
..	2,19,80,040	2,08,10,247	..	2,08,10,247	2,57,12,189	..	2,57,12,189	Portugal
9,57,008	6,25,68,410	6,76,80,625	18,79,973	6,05,10,598	7,35,81,631	..	7,35,81,631	Switzerland
..	4,20,261	63,760	..	63,760	Italy
8,97,771	1,10,80,550	1,26,08,336	4,74,761	1,30,83,087	1,40,11,930	1,21,446	1,41,33,376	Flume
..	60,83,885	8,11,587	..	8,11,587	6,54,456	..	6,54,456	Austria
..	1,66,65,225	1,22,39,457	..	1,22,39,457	1,29,49,424	..	1,29,49,424	Hungary
..	1,67,790	2,88,636	..	2,88,636	3,02,785	..	3,02,785	Czechoslovakia
..	..	630	..	630	278	..	278	Serb-Croat Slovene State (Jugo-Slavia)
..	5,112	2,500	..	2,500	2,62,835	..	2,62,835	Albania
..	2,04,958	2,60,048	..	2,60,048	4,86,304	..	4,86,304	Roumania
..	10,898	43,497	..	43,497	62,351	..	62,351	Greece
..	9,212	2,247	..	2,247	11,324	..	11,324	Turkey, European
..	1,616	4,672	..	4,672	25,355	..	25,355	Turkey, Asiatic
..	..	1,065	..	1,065	2,887	..	2,887	Syria
..	17,801	37,850	..	37,850	4,849	..	4,849	Armenia
11,26,817	48,47,657	40,68,289	5,50,445	46,08,734	31,78,087	10,04,769	41,82,856	Smyrna
25,71,986	38,22,534	10,88,602	53,26,436	64,15,038	3,55,770	53,46,799	57,02,569	Maskat Territory and Trucial Oman
..	..	95,15,967	40,59,113	1,35,75,920	71,51,634	62,60,482	1,34,21,116	Other Native States in Arabia
8,02,916	2,06,16,824	2,94,80,760	95,980	2,95,76,740	3,82,46,989	87,527	3,83,34,516	Iraq*
..	3,329	10,946	..	10,946	1,975	..	1,975	Persia
..	5,45,434	10,18,012	..	10,18,012	13,39,786	..	13,39,786	Honjam Island
3,046	14,42,31,450	14,70,75,220	13	14,70,75,233	16,41,57,239	..	16,41,57,239	Sumatra
..	91,36,927	1,36,31,029	..	1,36,31,029	1,17,79,629	..	1,17,79,629	Java
..	78,216	41,297	..	41,297	11,64,264	..	11,64,264	Borneo (Dutch)
63,112	13,28,177	23,12,019	31	23,12,050	31,61,794	5	31,61,799	Celebes and other Islands
..	5,16,743	28,22,429	..	28,22,429	1,95,05,402	..	1,95,05,402	Slam
..	9,77,414	11,77,323	..	11,77,323	8,13,915	..	8,13,915	Indo-China (including Cochin-China, Cambodia, Annam, Tonkin and French leased territories in China)
..	110	..	110	Philippine Islands and Guam
..	4,085	178	..	178	Macao
99,94,148	4,30,95,705	4,41,26,962	22,26,539	4,63,53,501	4,31,77,502	7,095	4,31,84,597	Formosa
287	16,47,24,397	17,90,19,207	..	17,90,19,207	17,67,67,462	..	17,67,67,462	China (excludes of Hongkong and Macao)
1,07,05,706	1,49,16,983	52,86,483	2,35,35,125	2,38,21,608	48,78,653	2,35,31,342	3,34,09,995	Japan
..	..	495	..	495	5,42,979	..	5,42,979	Egypt
..	..	407	..	407	Tripoli
..	..	204	..	204	Tunis
..	97,445	..	97,445	Algeria
..	..	22,095	..	22,095	5,356	..	5,356	Morocco
..	300	815	..	815	Canary Islands
..	9,37,018	15,09,079	..	15,09,079	8,99,759	..	8,99,759	French West Africa
..	14,986	61,292	..	61,292	62,092	..	62,092	Portuguese West Africa
..	122	..	122	Portuguese East Africa
..	Madagascar
..	12,06,590	15,64,339	..	15,64,339	12,75,278	9,365	12,84,641	Banlon
..	1,77,938	2,98,029	..	2,98,029	2,90,545	..	2,90,545	Italian East Africa (Somaliland and Eritrea)
..	135	46	..	46	359	..	359	French Somaliland
4,90,41,235	23,23,15,853	20,43,18,046	8,09,19,526	28,52,37,572	17,36,11,658	4,62,67,357	21,08,70,015	Abyssinia
..	520	15,32,578	..	15,32,578	6,224	..	6,224	United States of America
..	730	394	..	394	1,083	..	1,083	Cuba
..	Haiti and St. Domingo
..	104	Guatemala
..	677	Colombia
..	5,498	Panama
..	Venezuela
..	3,887	5,257	..	5,257	2,563	..	2,563	Brazil
..	1,87,930	8,18,498	..	8,18,498	16,38,522	..	16,38,522	Uruguay
..	17,581	3,900	..	3,900	10,10,050	..	10,10,050	Argentine Republic (including the Atlantic Coast of Patagonia)
..	..	1,042	..	1,042	Chile (including the Pacific Coast of Patagonia)
..	Peru
..	Hawaii
8,93,72,115	112,22,98,505	113,46,70,954	12,74,97,857	126,21,66,811	116,16,43,233	8,78,36,475	124,94,79,758	Total Private Merchandise and Treasure
11,63,904	2,60,09,452	2,02,07,227	2,58,969	3,64,06,199	2,31,29,094	..	2,31,29,094	Government Stores and Treasure
8,15,36,010	114,83,07,957	117,08,78,181	12,77,56,826	129,86,35,007	118,47,72,377	8,78,36,475	127,26,08,852	GRAND TOTAL FOREIGN COUNTRIES
41,53,20,578	282,85,04,876	261,52,36,685	34,89,53,529	296,41,92,194	268,39,79,300	87,29,42,646	300,69,22,006	GRAND TOTAL BRITISH EMPIRE AND FOREIGN COUNTRIES

* Shown as a Foreign Country from 1927-28.

ABSTRACT TABLES
EXPORTS

(6)

No. 2

VALUE of the TOTAL EXPORTS of MERCHANDISE (FOREIGN and INDIAN combined) and
Official Year from

COUNTRIES	EXPORTS						
	1924-25			1925-26*			MERCHANDISE
	MERCHANDISE	TREASURY	TOTAL	MERCHANDISE	TREASURY	TOTAL	
BRITISH EMPIRE—							
United Kingdom	101,70,03,956	4,83,672	101,74,62,628	80,06,87,698	..	80,06,87,698	66,27,02,466
Channel Islands	1,336	..	1,336	390	..	390	..
Gibraltar	58,358	..	58,358	12,22,539	..	12,22,539	1,35,874
Malta and Goso	1,96,303	..	1,96,303	53,688	..	53,688	40,014
Cyprus	4,46,372	..	4,46,372	3,79,211	..	3,79,211	3,87,412
Palestine	2,41,476	..	2,41,476	2,30,421	..	2,30,421	5,80,006
Aden and Dependencies	1,08,23,322	1,46,309	1,09,74,631	1,67,66,975	1,23,149	1,68,90,124	1,63,25,022
Iraq*	3,31,29,154	36,23,106	3,66,52,260	3,31,35,086	44,00,000	3,75,35,086	2,50,62,267
Bahrain Islands	1,33,93,919	59,40,692	1,93,39,611	1,20,32,313	13,60,486	1,33,92,749	1,16,00,434
Maldives	2,50,244	..	2,50,244	2,25,353	..	2,25,353	2,75,774
Ceylon	14,17,40,820	43,34,441	14,60,75,261	15,22,22,288	2,02,153	15,24,24,441	14,86,18,616
Straits Settlements (including Labuan)	8,31,87,236	1,41,406	8,33,28,641	10,17,73,893	41,00,278	10,58,74,171	9,50,01,177
Federated Malay States	81,52,632	55,000	82,07,632	76,74,368	87,000	77,61,368	1,04,91,206
British Borneo	3,19,310	..	3,19,310	1,80,764	..	1,80,764	1,87,077
Hongkong	3,47,67,158	..	3,47,67,158	2,96,10,945	..	2,96,10,945	3,03,21,134
West Africa	1,70,433	..	1,70,433	2,47,866	..	2,47,866	2,84,537
Protectorate of South-West Africa	3,300	..	3,300	63,019	..	63,019	24,167
Cape of Good Hope	79,35,800	..	79,35,800	83,58,707	..	83,58,707	79,14,833
Natal	1,83,64,247	..	1,83,64,247	1,97,75,660	..	1,97,75,660	1,59,03,113
Transvaal	3,50,106	..	3,50,106	2,30,467	..	2,30,467	1,90,114
Rhodesia	4,06,275	..	4,06,275	3,70,537	..	3,70,537	2,37,254
Zanzibar and Pemba	83,17,615	25,75,229	1,08,92,844	81,99,739	7,44,299	89,44,038	86,45,566
Kenya Colony	147,76,865	65,963	1,48,42,828	1,26,34,713	2,03,942	1,28,38,655	1,13,11,774
Tanganyika Territory	50,99,080	2,367	50,71,447	42,88,108	36,568	43,24,676	43,41,726
Uganda Protectorate	760	..	760	1,43,253
Nyasaland Protectorate	3,751	..	3,751	8,200	..	8,200	3,833
Somaland Protectorate	1,60,833	..	1,60,833	3,78,345	..	3,78,345	5,53,663
Anglo Egyptian Sudan	31,76,235	..	31,76,235	19,74,775	..	19,74,775	53,89,143
Mauritius and Dependencies	1,83,95,993	4,65,372	1,93,61,365	1,84,31,975	66,333	1,85,48,358	1,64,73,354
Seychelles	9,23,492	70,000	9,93,492	8,94,083	..	8,94,083	9,07,333
Canada	2,23,13,835	..	2,23,13,835	2,12,69,237	..	2,12,69,237	2,06,13,710
Newfoundland and Coast of Labrador
Bermudas	2,500	..	2,500	5,000	..	5,000	5,000
British West India Islands	53,91,691	..	53,91,691	51,30,797	..	51,30,797	51,75,362
.. Honduras
.. Guiana	5,58,304	..	5,58,304	9,64,349	..	9,64,349	5,45,874
Australian Commonwealth	7,14,11,335	..	7,14,11,335	7,55,62,073	..	7,55,62,073	7,79,73,130
Territory of Papua	4,66,943	..	4,66,943	2,23,231
New Zealand (including Niuru and Br. Samoa)	76,09,436	..	76,09,436	1,05,47,141	..	1,05,47,141	98,00,943
Fiji Islands	5,19,673	..	5,19,673	5,43,254	..	5,43,254	7,33,737
TOTAL BRITISH EMPIRE	1,54,00,83,565	1,77,73,553	1,55,78,67,123	135,57,46,925	1,13,24,203	136,70,71,133	113,96,03,823
FOREIGN COUNTRIES—							
Russia	12,54,262	..	12,54,262	19,43,611	..	19,43,611	9,12,733
Finland	6,73,125	..	6,73,125	12,07,076	..	12,07,076	5,66,186
Estonia	15,234
Latvia
Georgia
Sweden	35,83,103	..	35,83,103	2,68,835	..	2,68,835	3,17,475
Norway	59,49,206	..	59,49,206	54,76,007	..	54,76,007	25,56,141
Denmark	10,99,740	..	10,99,740	42,99,170	..	42,99,170	32,07,920
Poland (including Dantzic)	12,09,709	..	12,09,709	9,08,122
Germany	23,09,34,533	..	23,09,34,533	26,83,18,334	..	26,83,18,334	21,47,74,447
Netherlands	3,06,18,111	..	3,06,18,111	7,65,27,501	..	7,65,27,501	6,24,24,368
Belgium	15,38,34,021	..	15,38,34,021	12,40,51,779	..	12,40,51,779	3,82,73,034
Luxemburg	85,150	..	85,150
France	20,91,47,101	..	20,91,47,101	21,24,03,329	..	21,24,03,329	13,97,38,669
Spain	5,94,15,335	..	5,94,15,335	4,34,94,073	..	4,34,94,073	2,74,74,704
Portugal	34,29,731	..	34,29,731	23,99,974	..	23,99,974	21,20,537
Switzerland	62,350	..	62,350	53,253	..	53,253	1,50,305
Italy	23,34,63,210	..	23,34,63,210	19,26,97,707	..	19,26,97,707	11,56,79,533
Yugoslavia	29,00,620	..	29,00,620	24,31,650	..	24,31,650	44,43,033
Austria	35,80,115	..	35,80,115	27,69,352	..	27,69,352	26,50,056
Hungary
Czechoslovakia	3,13,711	..	3,13,711	8,000	..	8,000	2,250
Serb-Croat-Slovene State (Yugo-Slavia)	44,954	..	44,954	2,99,661	..	2,99,661	2,39,724
Albania	35,212	..	35,212	52,160
Bulgaria	4,54,371	..	4,54,371	210	..	210	..
Roumania	2,47,152	..	2,47,152	13,31,710	..	13,31,710	3,61,631
Greece	66,34,333	..	66,34,333	1,63,239	..	1,63,239	3,74,545

* Shown as a Foreign Country from 1927-28.

TREASURE, exclusive of GOVERNMENT STORES and TREASURE, to each COUNTRY, in each
1924-25 to 1928-29

EXPORTS								COUNTRIES
1924-25		1927-28		1928-29				
TREASURE	TOTAL	MERCHANDISE	TREASURE	TOTAL	MERCHANDISE	TREASURE	TOTAL	
£ 2,250	56,27,94,716	£ 81,76,03,531	..	81,76,03,531	£ 72,36,81,583	..	72,36,81,583	BRITISH EMPIRE—
..	..	345	..	345	United Kingdom
..	1,35,874	44,266	..	44,266	37,536	..	37,536	Channel Islands
..	40,914	32,712	..	32,712	43,083	..	43,083	Gibraltar
..	3,87,412	5,01,270	..	5,01,270	3,21,324	..	3,21,324	Malta and Gozo
..	5,60,005	4,22,662	..	4,22,662	3,22,246	..	3,22,246	Cyprus
..	1,63,25,022	1,90,97,820	3,94,726	1,94,82,546	2,02,09,317	1,20,220	2,03,29,537	Palestine
12,575	2,50,74,832	—	—	—	—	—	—	Aden and Dependencies
55,92,485	1,71,92,860	1,48,07,487	67,74,666	2,15,82,153	1,18,45,278	39,58,767	1,58,04,045	Iraq*
..	2,75,774	3,92,571	..	3,92,571	1,98,148	..	1,98,148	Bahrain Islands
33,70,262	15,19,88,878	15,87,86,534	74,213	15,88,60,747	14,24,74,411	3,64,697	14,28,39,108	Maldives
8,11,758	9,58,12,935	9,27,72,771	2,95,234	9,30,68,005	7,95,08,691	2,57,206	7,97,65,897	Ceylon
67,500	1,05,58,796	1,17,28,123	1,08,500	1,18,31,623	1,01,47,585	1,08,000	1,02,50,585	Straits Settlements (including Labuan)
..	1,87,077	2,82,822	..	2,82,822	2,60,055	..	2,60,055	Federated Malay States
..	3,03,21,134	2,19,75,232	..	2,19,75,232	2,50,95,643	10,000	2,51,05,643	British Borneo
..	2,84,537	4,37,096	..	4,37,096	6,66,243	..	6,66,243	Hongkong
..	24,167	21,832	..	21,832	31,619	..	31,619	West Africa
..	79,14,838	76,86,203	..	76,86,303	65,78,806	..	65,78,806	Protectorate of South-West Africa
737	1,59,03,900	1,75,13,221	..	1,75,13,221	1,76,21,495	..	1,76,21,495	Cape of Good Hope
..	1,90,114	2,67,927	..	2,67,927	1,66,378	..	1,66,378	Natal
..	2,37,254	2,09,156	..	2,09,156	1,550	..	1,550	Transvaal
8,321	86,53,887	79,05,125	..	79,05,125	54,49,766	..	54,49,766	Rhodesia
49,129	1,13,60,908	1,10,66,955	31,365	1,10,98,320	1,22,83,464	37,750	1,23,21,214	Zanzibar and Pemba
..	43,41,726	50,00,758	1,149	50,01,907	53,93,929	—	53,93,929	Kenya Colony
..	1,43,268	2,30,553	..	2,30,553	2,69,479	—	2,69,479	Tanganyika Territory
..	3,898	3,300	..	3,300	24,115	..	24,115	Uganda Protectorate
..	5,53,683	5,09,578	..	5,09,578	16,72,590	..	16,72,590	Nyasaland Protectorate
..	58,39,148	52,29,336	..	52,29,336	43,21,846	—	43,21,846	Somaliland Protectorate
32,958	1,65,06,312	1,90,11,815	30,14,515	2,20,26,330	1,58,53,514	10,94,300	1,69,47,814	Anglo Egyptian Sudan
..	9,07,833	10,62,675	40,000	11,02,675	9,17,044	..	9,17,044	Mauritius and Dependencies
..	2,05,18,710	2,19,22,279	..	2,19,22,279	2,44,86,429	..	2,44,86,429	Seychelles
..	— 5,000	780	..	780	20,400	..	20,400	Canada
..	51,75,362	41,92,954	..	41,92,954	44,39,626	..	44,39,626	Newfoundland and Coast of Labrador
..	..	1,471	..	1,471	2,260	..	2,260	Bermudas
..	5,46,874	7,68,921	..	7,68,921	8,90,265	..	8,90,265	British West India Islands
..	7,79,78,130	6,61,80,168	..	6,61,80,168	7,39,08,557	..	7,39,08,557	„ Honduras
..	2,22,231	9,25,864	..	9,25,864	6,29,731	..	6,29,731	„ Guiana
..	98,00,048	77,17,385	..	77,17,385	87,32,062	..	87,32,062	Australian Commonwealth
..	7,83,787	6,23,916	100	6,24,016	6,74,236	..	6,74,236	Territory of Papua
99,47,975	119,95,51,803	131,69,32,414	1,07,34,468	132,76,66,882	119,91,80,254	59,45,940	120,51,26,194	New Zealand (including Niue and Br. Samoa)
..	9,12,783	49,51,676	..	49,51,676	24,96,886	..	24,96,886	Fiji Islands
..	5,68,186	10,40,847	..	10,40,847	8,94,948	..	8,94,948	TOTAL BRITISH EMPIRE
..	15,234	2,437	..	2,437	1,242	..	1,242	FOREIGN COUNTRIES—
..	8,17,475	12,32,430	..	12,32,430	1,62,716	..	1,62,716	Russia
..	25,56,141	29,67,892	..	29,67,892	16,22,310	..	16,22,310	Finland
..	32,07,920	30,99,673	..	30,99,673	32,57,157	..	32,57,157	Estonia
..	9,08,122	8,51,971	..	8,51,971	29,78,338	..	29,78,338	Latvia
..	..	14,10,506	..	14,10,506	6,00,214	..	6,00,214	Georgia
..	21,47,74,447	32,45,72,366	..	32,45,72,366	17,51,283	..	17,51,283	Sweden
..	6,24,24,868	8,12,77,649	..	8,12,77,649	32,47,84,716	..	32,47,84,716	Norway
..	8,82,73,084	19,96,82,211	..	10,96,82,211	8,72,80,769	8,882	8,72,80,651	Denmark
..	13,44,89,980	..	13,44,89,980	Poland (including Danzig)
..	13,07,88,660	16,00,96,243	6,545	16,10,02,788	670	..	670	Germany
..	2,74,74,704	3,31,22,627	..	3,31,22,627	17,91,28,975	..	17,91,28,975	Netherlands
..	21,20,537	21,08,864	..	21,08,864	3,90,89,089	..	3,90,89,089	Belgium
..	1,50,805	66,859	..	66,859	88,064	..	88,064	Luxemburg
..	11,56,79,598	13,04,61,825	..	13,04,61,825	15,25,41,767	..	15,25,41,767	France
..	44,43,083	39,39,361	..	39,39,361	42,75,787	..	42,75,787	Spain
..	26,50,058	27,89,668	..	27,89,668	8,97,062	..	8,97,062	Portugal
..	2,250	840	..	840	4,864	..	4,864	Switzerland
..	2,39,724	2,25,214	..	2,25,214	2,65,152	..	2,65,152	Italy
..	52,166	1,51,916	..	1,51,916	1,52,377	..	1,52,377	Fiume
..	8,61,631	10,46,714	..	10,46,714	13,92,931	..	13,92,931	Austria
..	3,74,545	11,20,410	..	11,20,410	20,66,993	..	20,66,993	Hungary
..	54,62,459	53,91,436	..	53,91,436	7908,036	..	79,08,036	Czechoslovakia
								Serb-Croat Slovene State (Jugo-Slavia)
								Albania
								Bulgaria
								Romania
								Greece

* Shown as a Foreign Country from 1927-28

ABSTRACT TABLES
EXPORTS

(8)

No. 2—continued

VALUE of the TOTAL EXPORTS of MERCHANDISE (FOREIGN and INDIAN combined) and
Official Year from

COUNTRIES	EXPORTS						
	1924-25			1925-26			MERCHANDISE
	MERCHANDISE	TREASURY	TOTAL	MERCHANDISE	TREASURY	TOTAL	
₹	₹	₹	₹	₹	₹	₹	
FOREIGN COUNTRIES—continued							
Crete	1,784	..	1,784	3,143	..	3,143	8,409
Turkey, European	49,01,901	..	49,01,901	53,61,242	..	53,61,242	31,32,464
Turkey, Asiatic	14,77,698	..	14,77,698	15,13,914	..	15,13,914	22,38,923
Syria	36,14,723	..	36,14,723	32,73,968	..	32,73,968	46,26,112
Armenia	3,49,277	..	3,49,277	3,53,300	..	3,53,300	2,88,515
Smyrna	22,16,368	..	22,16,368	11,36,981	..	11,36,981	10,45,851
Mascat Territory and Trucial Oman	1,20,37,051	46,83,014	1,67,40,065	1,24,62,459	18,12,804	1,42,75,263	1,09,69,465
Other Native States in Arabia	1,09,61,783	58,776	1,10,20,559	99,77,792	26,181	1,00,03,973	1,16,37,351
Iraq†	—	—	—	—	—	—	—
Penang	3,63,24,294	11,42,600	3,74,66,894	3,23,50,871	11,63,700	3,35,14,571	3,13,81,258
Penang Island	1,04,992	..	1,04,992	1,33,340	..	1,33,340	1,52,358
Sumatra	1,32,57,707	..	1,32,57,707	1,35,33,224	..	1,35,33,224	1,44,72,827
Java	2,70,03,713	71,143	2,70,74,856	4,81,17,163	30,403	4,81,47,566	2,99,26,248
Borneo (Dutch)	26,11,526	..	26,11,526	9,38,309	..	9,38,309	9,37,592
Celebes and other Islands	5,62,157	..	5,62,157	6,85,857	..	6,85,857	9,22,738
Dutch New Guinea
Siam	1,76,88,823	..	1,76,88,823	1,77,78,645	..	1,77,78,645	1,70,20,023
Indo-China (including Cochin-China, Cambodia, Annam, Tonkin and French leased territories in China)	1,78,88,023	5,610	1,78,93,633	2,31,81,264	..	2,31,81,264	1,92,77,501
Philippine Islands and Guam	32,09,936	..	32,09,936	40,46,342	..	40,46,342	31,96,831
Macao	175	..	175
Formosa	10,46,998	..	10,46,998	43,79,734	..	43,79,734	67,27,609
China (exclusive of Hongkong and Macao)	9,59,67,106	2,52,47,804	12,12,14,910	15,49,46,780	1,98,94,982	17,47,41,762	11,31,15,990
Korea	5,62,052	..	5,62,052	72,75,000	..	72,75,000	56,48,428
Japan	56,90,27,647	..	56,90,27,647	57,95,26,028	..	57,95,26,028	41,27,02,620
Egypt	6,32,15,725	1,49,787	6,33,65,512	6,84,34,723	9,15,790	6,93,50,513	3,74,21,162
Tripoli	3,50,752	..	3,50,752	41,488	..	41,488	20,959
Tunis	1,39,750	..	1,39,750	41,831	..	41,831	1,11,550
Algeria	19,280	..	19,280	80	..	80	2,700
Morocco	3,62,824	..	3,62,824	4,46,134	..	4,46,134	2,69,044
Canary Islands
West Africa	1,34,602	..	1,34,602	2,60,924	..	2,60,924	2,86,289
Portuguese East Africa	1,24,53,244	..	1,24,53,244	1,36,87,542	..	1,36,87,542	1,35,01,898
Madagascar	15,60,118	..	15,60,118	7,66,472	..	7,66,472	8,90,219
Réunion	19,702	..	19,702	3,37,524	..	3,37,524	30,270
French East Africa	19,900	..	19,900	1,670	..	1,670	4,373
Italian East Africa (Somaliland and Eritrea)	15,80,520	..	15,80,520	19,17,555	..	19,17,555	13,19,061
Abyssinia	3,971	..	3,971	..
French Somaliland	2,07,606	..	2,07,606	3,33,423	..	3,33,423	5,05,607
United States of America	35,00,42,851	..	35,00,42,851	40,21,99,793	..	40,21,99,793	34,40,67,913
West Indies	5,14,49,311	..	5,14,49,311	5,33,57,411	..	5,33,57,411	4,36,37,724
Mexico	6,42,389	..	6,42,389	10,79,137	..	10,79,137	8,05,091
Guatemala	1,21,090	..	1,21,090	1,02,890	..	1,02,890	1,26,815
El Salvador	1,32,195	..	1,32,195	1,28,882	..	1,28,882	2,59,193
Nicaragua	98,252	..	98,252	1,02,428	..	1,02,428	1,85,360
Costa Rica	36,222	..	36,222	69,593	..	69,593	66,527
Brazil	58,33,693	..	58,33,693	1,31,73,665	..	1,31,73,665	53,48,026
Argentine Republic (including the Atlantic Coast of Patagonia)	5,03,28,514	..	5,03,28,514	5,63,62,121	..	5,63,62,121	6,77,76,823
Chile (including the Pacific Coast of Patagonia)	1,85,86,804	..	1,85,86,804	2,27,10,393	..	2,27,10,393	1,43,41,564
Other countries in South America	77,95,096	..	77,95,096	74,69,032	..	74,69,032	73,06,049
Hawaii	38,47,875	..	38,47,875	32,84,861	..	32,84,861	31,28,600
Other Islands in the Pacific	7,100	..	7,100	98,035	..	98,035	3,05,024
TOTAL FOREIGN COUNTRIES	244,16,55,935	3,13,58,784	247,30,14,667	249,76,22,551	2,38,43,660	252,13,66,411	190,48,52,016
GRAND TOTAL	398,17,44,498	4,01,57,292	403,08,81,790	385,32,69,476	2,51,66,068	388,84,37,544	309,44,56,843

† Shown as a Foreign Country from 1927-28.

TREASURE, exclusive of GOVERNMENT STORES and TREASURE, to each COUNTRY, in each*
1924-25 to 1928-29—continued

EXPORTS								COUNTRIES
1926-27		1927-28			1928-29			
TREASURE	TOTAL	MERCHANDISE	TREASURE	TOTAL	MERCHANDISE	TREASURE	TOTAL	
R	R	R	R	R	R	R	R	
..	8,409	2,06,627	..	2,06,627	3,22,585	..	3,22,585	FOREIGN COUNTRIES—continued
..	31,32,464	83,10,233	..	83,10,233	31,32,373	..	31,32,373	Crete
..	22,38,923	36,71,550	..	36,71,550	21,69,171	..	21,69,171	Turkey, European
..	46,26,113	27,10,376	..	27,10,376	32,05,994	..	32,05,994	Turkey, Asiatic
..	2,88,515	1,61,158	..	1,61,158	47,703	..	47,703	Syria
..	10,45,851	12,45,372	..	12,45,272	10,91,599	..	10,91,599	Armenia
22,20,372	1,31,89,837	1,27,01,274	16,51,388	1,48,52,662	1,00,12,198	10,11,378	1,10,23,574	Smyrna
2,88,393	1,19,25,744	1,68,30,212	1,02,014	1,69,32,226	1,63,15,364	4,757	1,68,20,121	Maskat Territory and Trucial Oman
—	—	2,04,94,591	58,045	2,05,47,636	1,76,10,905	1,868	1,76,21,768	Other Native States in Arabia
7,42,653	3,21,23,911	2,50,22,946	5,06,350	2,55,29,296	1,98,82,940	5,13,115	2,03,96,055	Iraq†
..	1,52,358	1,27,306	..	1,27,306	1,34,398	..	1,34,398	Perak
..	1,44,72,827	1,84,13,955	..	1,84,13,955	1,52,40,880	..	1,52,40,880	Hejaz Island
4,02,111	3,03,28,369	2,40,40,260	1,01,675	2,41,41,935	3,68,85,793	1,40,499	3,70,26,292	Sumatra
..	9,37,592	15,14,238	..	15,14,238	16,05,156	..	16,05,156	Java
..	9,22,738	9,51,371	..	9,51,371	11,94,702	..	11,94,702	Borneo (Dutch)
..	..	2,227	..	2,227	6,332	..	6,332	Celebes and other Islands
..	1,70,20,993	2,00,14,296	..	2,00,14,296	1,74,09,947	..	1,74,09,947	Dutch New Guinea
..	1,92,77,501	2,27,56,089	..	2,27,56,089	1,69,57,107	..	1,69,57,107	Siam
..	31,95,531	49,50,182	..	49,50,182	53,61,140	..	53,61,140	Indo-China (including Cochin-China, Cambodia, Annam, Tonkin and French leased territories in China)
..	..	5,550	..	5,550	Philippine Islands and Guam
..	67,27,609	47,59,478	..	47,59,478	70,19,746	..	70,19,746	Macao
63,25,125	11,04,41,115	4,57,84,262	1,30,80,204	5,88,73,466	9,47,59,652	2,16,84,446	11,64,44,098	Formosa
..	56,48,426	28,05,860	..	28,05,860	32,66,420	..	32,66,429	China (exclusive of Hongkong and Macao)
..	41,27,02,520	29,19,40,935	..	29,19,40,935	34,61,43,356	..	34,61,43,356	Korea
99,450	3,75,20,612	3,14,65,929	5,000	3,14,70,929	3,44,08,090	..	3,44,08,090	Japan
..	20,989	2,800	..	2,800	19,452	..	19,452	Egypt
..	1,11,550	78,380	..	78,380	53,781	..	53,781	Tripoli
..	2,700	9,625	..	9,625	2,580	..	2,580	Tunis
..	2,69,044	2,65,444	..	2,65,444	3,92,352	..	3,92,352	Algeria
..	..	1,950	..	1,950	Morocco
..	2,86,289	5,21,948	..	5,21,948	8,75,011	..	8,75,011	Canary Islands
..	1,35,01,888	1,63,09,814	..	1,63,09,814	1,39,53,693	..	1,39,53,693	West Africa
..	8,90,219	7,05,132	..	7,05,132	9,56,725	..	9,56,725	Portuguese East Africa
..	30,270	1,42,749	..	1,42,749	3,48,007	..	3,48,007	Madagascar
..	4,373	Réunion
..	13,19,051	23,07,706	..	23,07,706	44,43,923	..	44,43,923	French East Africa
..	..	900	..	900	1,000	..	1,000	Italian East Africa (Somaliland and Eritrea)
..	5,05,607	7,01,443	..	7,01,443	22,40,231	..	22,40,231	Abyssinia
9,200	34,40,77,113	36,70,42,933	..	36,70,42,933	39,97,49,522	..	39,97,49,522	French Somaliland
..	4,34,37,724	4,08,65,551	..	4,08,65,551	3,81,06,161	..	3,81,06,161	United States of America
..	8,05,091	8,36,788	..	8,36,788	9,82,501	..	9,82,501	West Indies
..	1,26,315	61,711	..	61,711	65,977	..	65,977	Mexico
..	2,50,193	1,16,363	..	1,16,363	77,073	..	77,073	Guatemala
..	1,85,369	1,13,801	..	1,13,801	2,11,156	..	2,11,156	San Salvador
..	66,527	61,761	..	61,761	34,940	..	34,940	Nicaragua
..	53,48,025	74,67,002	..	74,67,002	51,24,297	..	51,24,297	Costa Rica
..	6,77,76,823	7,48,73,700	..	7,48,73,700	8,01,40,436	..	8,01,40,436	Brazil
..	1,43,41,584	1,67,99,976	..	1,67,99,976	1,59,31,470	..	1,59,31,470	Argentine Republic (including the Atlantic Coast of Patagonia)
..	73,06,049	75,99,597	..	75,99,597	85,14,047	..	85,14,047	Chile (including the Pacific Coast of Patagonia)
..	31,28,600	36,77,468	..	36,77,468	43,35,873	..	43,35,873	Other countries in South America
..	8,05,024	18,265	..	18,265	74,409	..	74,409	Hawaii
1,00,87,304	191,49,39,319	106,00,80,719	1,55,15,221	198,54,95,940	218,04,31,423	2,33,64,940	220,37,06,863	Other Islands in the Pacific
2,00,35,379	311,44,91,122	323,69,13,133	2,62,49,699	331,31,62,822	337,96,11,677	2,93,10,880	340,89,22,557	TOTAL FOREIGN COUNTRIES
								GRAND TOTAL

† Shown as a Foreign Country from 1927-28.

ABSTRACT TABLES
EXPORTS

(10)

No. 3

VALUE of the TOTAL EXPORTS of MERCHANDISE (distinguishing INDIAN and FOREIGN), *exclusive of*

COUNTRIES	1924-25			1925-26			INDIAN
	INDIAN	FOREIGN	TOTAL	INDIAN	FOREIGN	TOTAL	
BRITISH EMPIRE	₹	₹	₹	₹	₹	₹	₹
United Kingdom	97,54,32,584	4,15,71,372	1,01,70,03,956	77,72,27,431	3,24,50,267	80,96,87,698	68,38,78,453
Channel Islands	1,338	..	1,338	300	..	300	..
Gibraltar	46,852	11,506	58,358	12,13,160	9,379	12,22,539	1,20,985
Malta and Gozo	1,96,303	..	1,96,303	52,083	1,605	53,688	40,414
Cyprus	4,46,372	..	4,46,372	3,78,511	700	3,79,211	3,87,412
Palestine	2,04,996	36,478	2,41,474	2,07,078	23,342	2,30,421	5,31,529
Aden and Dependencies	1,50,07,235	43,21,87	1,93,29,122	1,45,31,135	22,35,840	1,67,66,975	1,48,01,341
Iraq*	2,56,45,653	74,83,501	3,31,29,154	2,76,47,211	54,87,875	3,31,35,086	2,13,53,352
Bahrain Islands	91,83,379	42,15,540	1,33,98,919	97,36,552	22,95,761	1,20,32,313	87,90,184
Maldives	2,17,136	33,108	2,50,244	2,18,981	6,372	2,25,353	2,55,204
Ceylon	13,60,28,824	57,11,996	14,17,40,820	14,68,58,019	53,64,269	15,22,22,288	14,44,04,994
Straits Settlements (including Labuan)	3,03,18,855	28,63,381	3,31,82,236	9,61,40,823	36,33,065	10,17,73,883	9,32,09,116
Federated Malay States	80,55,409	97,223	81,52,632	75,63,026	1,11,842	76,74,868	1,02,93,612
British Borneo	3,19,310	..	3,19,310	1,80,698	66	1,80,764	1,86,007
Hongkong	3,35,54,233	12,12,890	3,47,67,123	2,85,29,631	10,81,264	2,96,10,945	2,08,78,566
West Africa	1,70,438	..	1,70,438	2,47,866	..	2,47,866	2,84,537
Protectorate of South-West Africa	3,300	..	3,300	63,019	..	63,019	24,167
Cape of Good Hope	79,20,375	15,225	79,35,600	83,42,537	16,170	83,58,707	78,89,739
Natal	1,73,72,254	4,91,983	1,78,64,237	1,95,14,086	2,61,574	1,97,75,660	1,56,58,506
Transvaal	3,40,494	9,612	3,50,106	2,70,378	10,069	2,80,447	1,80,336
Rhodesia	4,06,275	..	4,06,275	3,70,537	..	3,70,537	2,37,254
Zanzibar and Pemba	60,11,705	23,05,910	83,17,615	70,91,203	11,03,536	81,94,739	70,82,239
Kenya Colony	1,04,32,535	43,44,330	1,47,76,865	1,02,73,025	24,11,688	1,26,84,713	97,74,581
Tanganyika Territory	33,34,454	12,34,623	45,69,077	35,91,382	6,96,726	42,88,108	37,42,751
Uganda Protectorate	760	..	760	1,14,600
Nyasaland Protectorate	3,751	..	3,751	8,200	..	8,200	3,538
Somaliland Protectorate	1,52,797	3,041	1,60,838	3,70,199	3,646	3,73,845	5,46,604
Anglo-Egyptian Sudan	21,59,951	10,16,234	31,76,185	18,24,277	1,50,493	19,74,775	57,52,934
Mauritius and Dependencies	1,33,88,181	5,07,812	1,38,95,993	1,00,94,281	3,37,694	1,34,31,975	1,02,24,119
Seychelles	6,76,345	2,52,147	9,28,492	7,17,059	1,77,029	8,94,088	7,64,138
Canada	2,22,94,802	5,19,033	2,28,13,835	2,12,33,441	35,796	2,12,69,237	2,06,06,163
Newfoundland and Coast of Labrador
Bermudas	2,500	..	2,500	5,000	..	5,000	5,000
British West India Islands	58,91,266	425	58,91,691	51,77,414	3,383	51,80,797	51,72,947
" Honduras
" Guiana	5,50,870	7,934	5,58,804	9,57,810	6,539	9,64,349	5,35,366
Australian Commonwealth	7,12,63,605	1,42,730	7,14,11,335	7,54,93,014	1,59,059	7,56,52,073	7,78,02,565
Territory of Papua	4,66,574	369	4,66,943	2,22,231
New Zealand (including Nauru and British Samoa)	75,73,411	36,075	76,09,486	1,05,10,493	36,648	1,05,47,141	97,91,162
Fiji Islands	4,94,054	25,619	5,19,673	5,15,355	32,899	5,48,254	7,13,320
TOTAL BRITISH EMPIRE	146,11,07,647	7,89,80,918	154,00,88,565	129,75,31,934	5,82,14,991	135,57,46,925	114,13,61,801
FOREIGN COUNTRIES—							
Russia	12,54,262	..	12,54,262	19,43,611	..	19,43,611	9,12,783
Finland	6,78,125	..	6,78,125	12,06,991	85	12,07,076	5,66,186
Estonia	15,234
Latvia
Georgia	2,68,385	..	2,68,385	8,17,475
Sweden	35,35,652	52,451	35,88,103	34,68,776	7,231	34,76,007	25,18,015
Norway	59,45,577	3,629	59,49,206	42,96,420	2,750	42,99,170	31,99,137
Denmark	10,35,335	14,405	10,49,740	12,05,632	4,077	12,09,709	8,94,357
Poland (including Dantzig)
Germany	27,93,71,853	10,62,680	28,99,34,533	26,77,38,461	10,30,383	26,88,18,834	21,30,22,607
Netherlands	7,99,06,916	7,11,195	8,06,18,111	7,80,18,741	5,08,760	7,85,27,501	6,21,97,520
Belgium	15,35,24,855	3,59,168	15,38,84,023	12,34,47,376	6,04,403	12,40,51,779	8,77,20,155
Luxemburg	7,000	78,150	85,150
France	20,75,34,008	16,13,093	20,91,47,101	21,10,97,992	13,05,837	21,24,03,829	13,81,27,104
Spain	5,81,66,077	12,49,308	5,94,15,385	4,77,97,323	6,96,750	4,84,94,073	3,74,05,093
Portugal	34,29,731	..	34,29,731	23,89,974	..	23,89,974	21,17,797
Switzerland	50,067	12,293	62,360	44,655	13,598	58,253	64,369
Italy	23,19,00,723	15,62,488	23,34,63,211	18,93,21,312	26,76,395	19,26,97,707	11,34,76,442

* Shown as a Foreign Country from 1927-28.

GOVERNMENT STORES, to each COUNTRY, in each Official Year from 1924-25 to 1928-29

1926-27		1927-28			1928-29			COUNTRIES
FOREIGN	TOTAL	INDIAN	FOREIGN	TOTAL	INDIAN	FOREIGN	TOTAL	
₹	₹	₹	₹	₹	₹	₹	₹	
2,90,14,018	66,27,92,466	77,87,44,427	3,88,59,104	81,76,03,531	60,04,39,078	3,32,42,505	72,36,81,583	BRITISH EMPIRE--
..	..	345	..	345	United Kingdom
5,989	1,35,874	30,950	7,316	44,206	27,043	9,593	37,536	Channel Islands
500	40,914	32,450	262	32,712	30,710	12,823	43,033	Gibraltar
..	2,67,412	5,01,270	..	5,01,270	3,21,299	25	3,21,324	Malta and Gozo
28,476	5,60,005	2,84,822	37,840	4,22,662	3,03,039	19,207	3,22,246	Cyprus
14,33,681	1,63,25,032	1,74,64,386	16,33,434	1,90,97,820	1,93,92,286	8,27,031	2,02,09,317	Palestine
37,08,905	2,50,62,257	Aden and Dependencies
28,10,250	1,16,00,434	1,13,99,060	34,08,427	1,48,07,437	89,04,529	29,40,749	1,13,45,278	Iraq*
20,570	2,75,774	3,36,744	55,827	3,92,571	1,33,450	14,693	1,98,148	Bahrain Islands
42,13,622	14,86,18,616	15,22,45,692	65,40,842	15,87,86,534	13,76,69,135	48,03,276	14,34,74,411	Maldives
17,92,061	9,50,01,177	9,11,20,270	16,52,501	9,27,72,771	7,81,14,572	13,04,119	7,95,08,691	Ceylon
1,92,684	1,04,91,296	1,15,68,070	1,55,058	1,17,23,123	1,00,09,688	1,37,897	1,01,47,585	Straits Settlements (including Labuan)
1,070	1,87,077	2,82,597	225	2,82,822	2,59,197	858	2,60,055	Federated Malay States
9,42,548	3,03,21,134	2,07,49,278	12,25,954	2,19,75,232	2,40,73,114	10,22,529	2,50,95,643	British Borneo
..	2,84,537	4,37,086	..	4,37,086	6,66,143	100	6,66,243	Hongkong
..	24,167	21,832	..	21,832	31,619	..	31,619	West Africa
25,049	79,14,338	76,68,276	17,927	76,86,203	65,58,369	20,437	65,78,806	Protectorate of South-West Africa
2,40,607	1,59,03,113	1,73,16,101	1,97,120	1,75,13,221	1,74,13,871	2,07,624	1,76,21,495	Cape of Good Hope
9,778	1,90,114	2,53,420	14,507	2,67,927	1,49,136	17,242	1,66,378	Natal
..	2,37,254	2,09,056	100	2,09,156	1,550	..	1,550	Transvaal
9,63,267	86,46,566	70,84,175	8,20,950	79,05,123	47,99,095	6,49,861	54,49,766	Rhodesia
15,86,593	1,13,11,774	94,45,240	16,21,715	1,10,66,955	1,06,31,599	16,51,865	1,22,83,464	Zanzibar and Pemba
5,98,975	43,41,726	43,60,821	6,39,937	50,00,758	46,51,958	7,41,971	53,93,929	Kenya Colony
28,598	1,43,258	1,87,669	42,884	2,30,553	2,27,462	42,017	2,69,479	Tanganyika Territory
..	3,888	3,250	59	3,300	22,175	1,940	24,115	Uganda Protectorate
7,059	5,53,663	5,06,313	3,285	5,09,578	16,16,294	58,298	16,72,590	Nyasaland Protectorate
86,209	58,39,143	46,96,938	5,32,400	52,29,336	40,78,446	2,43,400	43,21,846	Somaland Protectorate
2,49,235	1,64,73,254	1,84,76,468	5,35,347	1,90,11,816	1,55,83,422	2,70,092	1,53,53,514	Anglo-Egyptian Sudan
1,43,700	9,07,833	8,31,266	2,31,409	10,62,675	7,36,169	1,80,875	9,17,044	Mauritius and Dependencies
10,547	2,05,18,710	2,13,97,844	24,435	2,19,22,279	2,44,04,219	82,210	2,44,86,429	Seychelles
..	..	780	..	780	20,400	..	20,400	Canada
..	5,000	Newfoundland and Coast of Labrador
2,415	51,75,862	41,90,986	1,968	41,92,954	44,34,292	6,334	44,30,626	Bermudas
..	..	1,471	..	1,471	2,280	..	2,280	British West India Islands
11,598	5,46,874	7,62,249	6,672	7,68,921	3,87,620	2,645	3,90,265	.. Honduras
1,75,565	7,79,78,130	6,60,88,091	92,077	6,61,80,168	7,37,63,036	1,45,521	7,39,08,557	.. Guiana
..	2,22,231	9,25,864	..	9,25,864	6,29,731	..	6,29,731	Australian Commonwealth
8,986	98,00,048	77,10,747	6,633	77,17,385	87,26,847	5,215	87,32,062	Territory of Papua
70,467	7,33,787	5,82,317	41,599	6,23,916	6,58,932	15,254	6,74,236	New Zealand (including Nauru and British Samoa)
4,82,42,027	118,96,03,326	125,85,24,629	5,84,07,785	131,69,32,414	115,04,13,545	4,87,66,709	119,91,80,264	Fiji Islands
..	9,12,783	49,51,062	614	49,51,676	24,90,742	6,144	24,96,886	TOTAL BRITISH EMPIRE
..	5,66,186	10,40,847	..	10,40,847	8,94,948	..	8,94,948	FOREIGN COUNTRIES--
..	15,234	2,437	..	2,437	1,242	..	1,242	Russia
..	1,62,716	..	1,62,716	Finland
..	8,17,475	12,32,430	..	12,32,430	16,19,755	2,555	16,22,310	Estonia
38,126	25,56,141	29,59,962	7,930	29,67,892	32,10,690	46,467	32,57,157	Latvia
8,783	32,07,920	30,97,000	1,773	30,99,673	29,75,045	3,298	29,78,343	Georgia
13,765	9,08,122	8,31,180	20,791	8,51,971	5,44,959	55,255	6,00,214	Sweden
..	..	14,10,506	..	14,10,506	17,51,283	..	17,51,283	Norway
8,51,840	21,47,74,447	32,22,85,626	22,86,740	32,45,72,366	32,32,03,897	15,75,819	32,47,84,716	Denmark
2,27,348	6,24,24,868	8,10,89,887	1,87,762	8,12,77,649	8,70,58,965	2,21,804	8,72,80,769	Poland (including Danzig)
5,52,929	8,62,73,084	10,92,18,223	4,63,983	10,96,82,211	13,40,01,836	4,88,144	13,44,90,980	Germany
..	670	..	670	Netherlands
16,11,565	13,97,39,669	15,96,83,006	13,12,337	16,09,96,243	17,78,75,363	14,53,612	17,91,28,975	Belgium
69,606	2,74,74,704	3,31,04,027	19,600	3,31,22,627	3,90,76,339	12,250	3,90,89,089	Luxemburg
2,740	21,20,537	21,08,464	400	21,08,864	14,76,958	4,063	14,81,011	France
86,436	1,50,305	31,964	34,895	66,859	43,679	44,485	88,064	Spain
22,08,156	11,56,79,598	12,86,51,186	18,10,639	13,04,61,825	15,18,68,136	6,78,631	15,25,41,767	Portugal
..	Switzerland
..	Italy

* shown as a Foreign Country from 1927-28.

ABSTRACT TABLES
EXPORTS

(12)

No. 3—continued

VALUE of the TOTAL EXPORTS of MERCHANDISE (distinguishing INDIAN and FOREIGN), exclusive of

COUNTRIES	1924-25			1925-26			INDIAN
	INDIAN	FOREIGN	TOTAL	INDIAN	FOREIGN	TOTAL	
FOREIGN COUNTRIES—continued	Rs	Rs	Rs	Rs	Rs	Rs	Rs
Flume	29,00,620	..	29,00,620	24,81,650	..	24,81,650	44,43,088
Austria	84,04,455	1,75,660	85,80,115	26,66,060	1,03,792	27,69,852	25,78,900
Hungary	8,000	..	8,000	2,250
Czechoslovakia	3,13,216	495	3,13,711	2,87,892	11,709	2,99,601	2,89,724
Serb-Croat Slovene State (Jugo Slavia)	44,954	..	44,954	35,212	..	35,212	52,166
Albania	210	..	210	..
Bulgaria	4,54,871	..	4,54,871	13,31,710	..	13,31,710	8,61,681
Roumania	1,68,802	78,850	2,47,152	1,66,289	7,000	1,63,289	3,74,545
Greece	65,23,230	1,61,097	66,84,326	62,74,941	24,084	62,99,025	54,39,875
Crete	1,674	110	1,784	3,148	..	3,148	7,876
Turkey, European	24,99,414	24,02,487	49,01,901	34,74,848	18,86,394	53,61,242	22,06,317
Turkey, Asiatic	14,77,698	..	14,77,698	15,18,014	..	15,18,014	23,38,928
Syria	35,08,244	1,06,479	36,14,723	30,01,793	2,72,170	32,73,963	42,42,029
Armenia	3,42,077	7,200	3,49,277	3,53,300	..	3,53,300	3,87,994
Smyrna	22,10,368	6,000	22,16,368	11,36,081	900	11,36,981	10,44,939
Mascat Territory and Trucial Oman	74,80,397	45,76,654	1,20,57,051	89,90,529	84,71,930	1,24,62,459	81,21,079
Other Native States in Arabia	77,66,605	31,75,178	1,09,41,783	88,12,662	11,65,130	99,77,792	99,81,620
Iraq*	2,59,68,519	1,03,55,775	3,63,24,294	2,35,64,072	87,85,899	3,23,50,871	2,49,67,622
Persia	79,003	25,969	1,04,972	95,881	87,459	1,33,340	80,476
Benjam Island	1,32,55,152	2,555	1,32,57,707	1,35,26,707	6,517	1,35,33,224	1,48,81,541
Sumatra	2,66,17,290	3,86,423	2,70,03,713	4,76,15,242	6,01,821	4,81,17,163	2,94,74,444
Java	26,11,526	..	26,11,526	9,38,309	..	9,38,309	9,87,592
Bornco (Dutch)	5,61,662	495	5,62,157	6,85,857	..	6,85,857	9,22,738
Celebes and other Islands	1,74,62,792	2,26,031	1,76,88,823	1,75,72,557	2,06,088	1,77,78,645	1,68,80,671
Siam
Dutch New Guinea
Indo-China (including Cochin-China, Cambodia, Annam, Tonkin and French leased territories in China)	1,78,85,581	2,442	1,78,88,023	2,31,68,606	12,658	2,31,81,264	1,02,54,044
Philippine Islands and Guam	29,52,157	2,57,799	32,09,956	40,44,552	1,790	40,46,342	31,79,651
Macao	175	..	175
Formosa	10,46,998	..	10,46,998	43,79,734	..	43,79,734	67,27,609
China (exclusive of Hongkong and Macao)	9,56,46,026	3,20,180	9,59,67,106	15,48,97,395	4,49,385	15,48,46,780	11,21,83,341
Korea	5,62,058	..	5,62,058	72,75,000	..	72,75,000	56,48,426
Japan	55,14,54,141	1,65,73,506	56,80,27,647	56,65,79,649	1,39,46,379	57,95,26,028	41,00,75,270
Egypt	6,18,05,992	14,09,733	6,32,15,725	4,74,57,877	9,76,846	4,84,34,723	3,64,32,796
Tripoli	3,50,762	..	3,50,762	41,488	..	41,488	17,489
Tunis	1,39,750	..	1,39,750	41,831	..	41,831	1,11,550
Algeria	19,280	..	19,280	80	..	80	2,700
Morocco	3,62,824	..	3,62,824	4,46,134	..	4,46,134	2,69,044
Canary Islands	1,34,602	..	1,34,602	2,60,924	..	2,60,924	2,86,289
West Africa	1,14,33,149	10,20,095	1,24,53,244	1,25,69,245	11,13,297	1,36,82,542	1,24,33,340
Portuguese East Africa	15,50,948	9,170	15,60,118	7,62,209	4,263	7,66,472	3,87,198
Madagascar	19,592	200	19,792	3,35,044	2,480	3,37,524	29,410
Réunion	19,900	19,900	1,670	..	1,670	4,378
French East Africa	12,44,718	3,35,802	15,80,520	18,01,733	1,15,822	19,17,555	11,88,300
Italian East Africa (Eritrea and Somaliland)	1,93,968	13,643	2,07,611	2,98,522	34,901	3,33,423	4,61,053
French Somaliland	3,971	..	3,971	..
Abyssinia
United States of America	34,23,11,121	77,31,730	35,00,42,851	39,49,34,165	72,65,628	40,21,99,793	33,68,87,467
West Indies	5,14,46,822	2,489	5,14,49,311	5,33,55,271	2,140	5,33,57,411	4,26,35,483
Mexico	6,42,380	..	6,42,380	10,79,137	..	10,79,137	8,05,091
Guatemala	1,21,090	..	1,21,090	1,02,890	..	1,02,890	1,26,315
San Salvador	1,32,195	..	1,32,195	1,28,882	..	1,28,882	2,59,193
Nicaragua	98,252	..	98,252	1,02,428	..	1,02,428	1,85,369
Costa Rica	36,222	..	36,222	69,593	..	69,593	66,527
Brazil	58,37,693	..	58,37,693	1,31,78,665	..	1,31,78,665	58,48,025
Argentine Republic (including the Atlantic Coast of Patagonia)	5,03,28,046	469	5,03,28,514	5,62,47,791	1,14,380	5,63,62,171	6,77,75,328
Chile (including the Pacific Coast of Patagonia)	1,85,86,804	..	1,85,86,804	2,27,10,393	..	2,27,10,393	1,43,41,442
Other countries in South America	77,87,596	7,500	77,95,096	74,69,032	..	74,69,032	78,05,349
Hawaii	38,47,275	..	38,47,275	32,78,317	6,544	32,84,861	31,25,725
Other Islands in the Pacific	7,100	..	7,100	88,085	..	88,085	3,05,024
TOTAL FOREIGN COUNTRIES	282,55,45,439	5,61,10,494	244,16,55,933	245,08,89,266	4,66,32,285	249,75,22,551	187,20,96,488
GRAND TOTAL.	384,66,53,086	13,50,91,412	398,17,44,498	374,84,21,209	10,48,48,276	385,32,69,476	1,901,43,58,284

* Shown as a Foreign Country from 1927-28.

GOVERNMENT STORES, to each COUNTRY, in each Official Year from 1924-25 to 1928-29—continued.

1926-27		1927-28			1928-29			COUNTRIES
FOREIGN	TOTAL	INDIAN	FOREIGN	TOTAL	INDIAN	FOREIGN	TOTAL	
R	R	R	R	R	R	R	R	
..	44,43,088	39,39,361	..	39,39,361	42,75,787	..	42,75,737	FOREIGN COUNTRIES—continued
71,258	21,50,959	27,02,203	27,465	27,89,663	8,81,780	15,232	8,97,082	Flume
..	2,250	840	..	840	4,861	..	4,861	Austria
..	2,39,724	2,28,864	1,350	2,25,214	2,64,960	193	2,65,153	Hungary
..	52,166	1,51,916	..	1,51,916	1,52,377	..	1,52,377	Czechoslovakia
..	Serb-Croat Sloveny State (Jugo-Slavia)
..	8,61,631	10,46,714	..	10,46,714	13,92,031	..	13,92,031	Albania
..	3,74,516	11,16,610	3,800	11,20,410	20,61,993	..	20,66,973	Bulgaria
22,581	51,62,459	63,98,444	52,992	63,91,433	78,17,620	00,416	79,09,036	Roumania
625	8,499	2,06,627	..	2,06,627	3,22,595	..	3,22,595	Greece
9,23,147	31,32,464	27,08,310	6,01,933	33,10,243	27,52,735	3,79,638	31,32,373	Crete
..	22,83,923	36,15,975	55,576	33,71,550	21,68,671	500	21,69,171	Turkey, European
3,81,084	46,23,113	24,49,746	2,60,630	27,10,376	30,23,748	1,82,311	32,05,994	Turkey, Asiatic
621	2,83,513	1,61,163	..	1,61,163	46,603	1,200	47,703	Syria
912	10,45,851	12,45,872	..	12,45,872	10,91,599	..	10,91,599	Armenia
23,49,333	1,03,69,163	96,23,312	30,71,932	1,27,01,274	72,46,507	27,65,639	1,00,12,196	Smyrna
16,75,731	1,16,37,351	1,36,81,277	31,45,935	1,69,30,212	1,47,78,123	15,37,241	1,63,15,364	Mascat Territory and Trucial Oman
61,23,638	8,13,31,253	1,65,80,191	32,34,400	2,04,91,591	1,50,29,441	25,90,485	1,76,19,925	Other Native States in Arabia
71,832	1,52,163	75,251	52,055	1,27,306	82,337	52,031	1,34,398	Iraq*
91,236	1,44,72,827	1,84,11,487	2,468	1,84,13,955	1,51,93,730	42,180	1,52,40,980	Peria
4,51,904	2,91,26,248	2,93,95,097	6,45,163	2,40,40,260	3,59,93,937	8,91,706	3,63,85,703	Henjam Island
..	9,37,532	15,11,303	2,935	15,14,238	15,96,772	3,331	16,95,156	Sumatra
..	9,22,739	9,50,121	1,250	9,51,371	11,83,434	6,293	11,94,702	Java
1,99,412	1,70,30,083	1,93,40,787	1,73,509	2,00,14,293	1,72,51,886	1,58,031	1,74,09,917	Borneo (Dutch)
..	..	2,227	..	2,227	6,382	..	6,382	Celebes and other Islands
23,457	1,92,77,501	2,27,36,892	19,197	2,27,56,089	1,69,51,625	5,482	1,69,57,107	Slam
16,180	31,93,831	49,25,547	24,635	49,50,182	53,45,452	15,638	53,61,140	Dutch New Guinea
..	..	5,550	..	5,550	Kwo-China (including Cocata-China, Cambodia, Annam, Tonkin and French leased territories in China)
..	67,27,639	47,59,208	270	47,59,478	79,19,746	..	79,19,746	Philippine Islands and Guam
9,32,649	11,81,15,990	4,46,96,598	10,87,634	4,57,84,263	9,43,84,231	3,75,421	9,47,59,652	Macao
..	56,48,426	23,05,860	..	23,05,860	32,63,429	..	32,66,429	Formosa
26,27,250	41,27,02,520	29,00,66,232	18,74,653	29,19,40,935	34,42,56,945	18,86,411	34,61,43,356	China (exclusive of Hongkong and Macao)
9,83,368	3,74,21,162	3,08,26,643	8,39,236	3,14,65,929	3,40,65,843	3,42,247	3,44,08,090	Korea
3,500	20,939	2,800	..	2,800	19,452	..	19,452	Japan
..	1,11,560	78,390	..	78,390	48,301	5,480	53,781	Egypt
..	2,700	9,625	..	9,625	2,580	..	2,580	Tripoli
..	2,69,644	2,65,179	235	2,65,414	3,91,552	800	3,92,352	Tunis
..	2,86,289	1,950	450	5,21,948	8,75,011	..	8,75,011	Algeria
10,68,048	1,85,01,888	1,53,04,495	10,05,319	1,68,09,814	1,33,13,416	6,40,277	1,39,53,693	Morocco
3,021	8,90,219	6,99,180	6,062	7,05,132	9,52,813	3,912	9,56,725	Canary Islands
800	30,370	1,40,824	1,925	1,42,749	3,42,567	5,440	3,48,007	West Africa
..	4,373	Portuguese East Africa
1,35,751	13,19,051	19,72,336	2,35,370	23,07,706	41,69,508	2,74,415	44,43,923	Madagascar
43,954	5,05,807	6,69,071	32,372	7,01,443	21,50,353	69,878	22,40,231	Réunion
..	..	900	..	900	1,000	..	1,000	French East Africa
72,30,446	34,40,67,913	35,97,77,876	72,65,657	34,70,42,938	39,11,17,417	86,23,105	39,97,40,522	Italian East Africa (Eritrea and Somaliland)
2,291	4,36,37,724	4,08,62,965	2,586	4,08,65,551	3,81,03,248	2,913	3,81,06,161	French Somaliland
..	8,05,091	8,36,788	..	8,36,788	9,82,501	..	9,82,501	Abyssinia
..	1,26,315	61,711	..	61,711	65,977	..	65,977	United States of America
..	2,59,193	1,16,363	..	1,16,363	77,073	..	77,073	West Indies
..	1,85,369	1,13,801	..	1,13,801	2,11,156	..	2,11,156	Mexico
..	66,527	61,761	..	61,761	34,940	..	34,940	Guatemala
..	53,48,025	74,67,002	..	74,67,002	51,24,297	..	51,24,297	San Salvador
1,500	6,77,76,828	7,48,45,635	23,065	7,48,78,700	8,01,35,870	4,566	8,01,40,436	Nicaragua
122	1,43,41,564	1,67,99,776	200	1,67,99,976	1,59,29,953	1,517	1,59,31,470	Costa Rica
700	73,06,049	75,97,447	2,150	75,99,597	85,12,707	1,340	85,14,047	Brazil
2,375	31,23,800	36,77,468	..	36,77,468	43,35,873	..	43,35,873	Argentine Republic (including the Atlantic Coast of Patagonia)
..	3,05,024	18,265	..	18,265	74,402	7	74,409	Chile (including the Pacific Coast of Patagonia)
3,18,55,532	190,48,52,015	193,30,10,737	3,69,69,982	196,99,80,719	215,08,65,241	2,95,66,182	218,04,31,423	Other countries in South America
8,00,97,550	309,44,55,843	319,15,35,366	9,58,77,767	323,69,13,133	330,12,78,786	7,83,32,891	337,96,11,677	Hawaii
								Other Islands in the Pacific
								TOTAL FOREIGN COUNTRIES
								GRAND TOTAL

* Shown as a Foreign Country from 1927-28.

ABSTRACT TABLES
TOTAL TRADE WITH CONTINENTS

(14)

No. 4

VALUE of the TOTAL TRADE (IMPORTS, EXPORTS, and RE-EXPORTS) in PRIVATE MERCHANDISE with PRINCIPAL COUNTRIES, and with CONTINENTS, in each Official Year from 1924-25 to 1928-29

COUNTRIES	1924-25	1925-26	1926-27	1927-28	1928-29
EUROPE—					
United Kingdom	235,15,19,918	196,28,89,805	176,81,34,982	200,97,04,552	185,61,24,582
Russia	13,12,436	25,48,624	60,69,420	98,03,692	1,09,84,104
Finland	23,40,831	31,13,973	22,65,943	14,39,053	15,40,368
Estonia	2,06,061	41,623	3,66,682	9,01,317	10,62,134
Latvia	850	41,600	30,006	1,92,191	5,57,176
Georgia	33,83,434	21,30,012	3,27,109	93,77,075	1,66,63,088
Sweden	1,55,42,753	1,73,14,242	1,52,44,495	1,55,27,933	1,43,41,923
Norway	1,24,75,034	1,01,59,677	1,01,60,745	1,18,01,631	1,03,76,400
Denmark	20,16,043	19,34,174	16,00,053	21,93,866	24,31,493
Poland (including Danzig)	57,653	1,93,947	42,62,867	19,33,938	26,89,632
Germany	43,56,20,343	40,18,97,533	33,38,46,124	47,80,07,113	43,32,21,177
Netherlands	11,04,00,255	11,34,52,015	10,90,50,938	12,93,38,071	13,49,59,530
Belgium	22,14,90,442	18,52,57,326	15,62,81,136	13,44,45,806	20,64,86,727
Luxemburg	20,83,741	10,11,243	18,84,639	23,32,162	20,90,322
Channel Islands	1,336	6,737	2,19,049	7,79,310	536
France	23,50,02,492	24,47,91,539	17,53,04,314	20,40,11,407	22,66,85,015
Spain	6,09,63,959	5,01,71,693	2,95,33,595	3,65,26,027	4,17,67,402
Gibraltar	4,33,485	16,42,639	6,44,759	3,23,520	1,30,073
Portugal	40,98,903	31,29,413	27,45,470	27,15,033	19,10,545
Malta and Gozo	1,99,853	60,393	52,896	35,246	49,071
Switzerland	1,82,03,373	1,57,37,366	2,21,10,345	2,68,77,103	2,53,00,253
Italy	27,13,58,709	23,52,64,933	17,72,91,000	19,80,92,450	22,61,23,398
Fiume	33,55,695	24,33,036	43,72,344	39,39,361	43,39,547
Austria	1,53,97,514	1,03,44,636	1,37,32,346	1,53,98,004	1,49,08,992
Hungary	31,46,261	43,09,329	60,86,135	8,12,377	6,59,320
Czechoslovakia	1,17,51,363	1,48,37,140	1,69,04,949	1,24,64,871	1,32,14,577
Serb-Croat Slovene State (Jugo-Slavia)	82,030	2,73,113	2,19,956	4,40,552	4,55,162
Albania	2,076	..	630	273
Bulgaria	4,54,871	13,31,710	8,61,631	10,46,714	13,92,931
Roumania	2,49,690	1,63,239	3,79,657	11,22,910	23,29,323
Greece	63,01,113	55,29,215	56,67,417	66,51,434	83,94,340
Crete	1,734	3,143	3,499	2,06,627	3,22,565
Turkey	49,30,233	54,03,227	31,43,332	33,13,730	31,94,724
Cyprus	4,47,967	3,30,744	3,90,747	5,01,427	3,39,147
TOTAL EUROPE	379,63,90,930	329,69,97,360	292,01,35,220	337,23,02,491	331,61,96,249
ASIA—					
Turkey	14,80,522	15,24,599	22,43,135	36,73,797	21,30,495
Syria	36,14,723	32,89,263	46,27,729	27,15,043	32,31,349
Armenia	3,49,277	3,58,300	2,83,515	1,62,223	50,590
Smyrna	22,17,243	11,42,175	10,63,652	12,83,222	10,96,443
Palestine	2,43,905	2,33,066	5,61,773	4,39,264	3,31,252
Aden and Dependencies	2,55,67,717	2,10,90,910	2,16,16,647	2,56,99,033	2,64,56,733
Mascat Territory and Trucial Oman	1,70,54,396	1,72,10,011	1,46,90,305	1,67,59,563	1,31,90,233
Other Native States in Arabia	1,14,94,273	1,03,54,717	1,23,87,399	1,79,13,314	1,66,71,134
Iraq	4,19,65,436	4,06,06,537	3,20,66,927	3,00,10,493	2,47,71,539
Bahrain Islands	1,67,74,333	1,46,43,365	1,41,95,903	1,71,65,391	1,33,61,032
Persia	5,36,43,332	5,58,43,229	5,11,96,166	5,43,03,706	5,31,29,923
Benjam Island	1,07,643	1,39,896	1,55,637	1,33,252	1,36,373
Maldives	3,02,425	3,73,433	3,95,333	5,39,390	3,14,371
Ceylon	15,52,95,316	16,92,32,793	16,23,33,534	17,77,93,331	16,35,15,077
Straits Settlements (including Labuan)	13,17,46,622	15,33,72,134	15,32,14,169	15,11,84,502	13,05,95,403
Federated Malay States	82,56,263	73,10,575	1,07,92,399	1,19,92,493	1,03,67,331
Sumatra	1,32,76,741	1,47,53,787	1,50,13,261	1,94,31,967	1,65,30,666
Java	13,16,34,230	13,34,95,892	17,41,53,752	17,11,15,430	20,10,42,992
Borneo (British and Dutch)	1,35,92,131	1,53,90,149	1,33,04,047	1,32,41,330	1,57,33,236
Celebes and other Islands	5,63,054	6,90,342	10,00,954	9,92,663	23,53,966
Dutch New Guinea	2,227	6,332
Miam	2,07,12,213	1,88,66,170	1,82,85,143	2,23,26,315	2,05,71,741
Indo-China (including Cochin-China, Cambodia, Annam, Tonkin and French leased Territories in China)	1,70,48,172	2,38,92,933	1,97,94,244	2,55,78,513	3,64,62,109
Philippine Islands and Guam	40,34,173	51,74,515	41,73,245	61,27,505	61,75,055
Macao	175	5,550	110
Formosa	10,46,993	43,30,611	67,31,394	47,59,656	70,19,743
Hongkong	4,61,07,215	3,30,50,929	3,93,42,391	3,35,50,006	3,29,23,735
China (exclusive of Hongkong and Macao)	12,36,38,044	13,09,14,273	14,62,15,552	8,99,11,224	13,79,37,134
Korea	5,62,063	72,75,000	56,43,439	32,05,360	32,66,439
Japan	73,92,35,115	76,14,26,420	57,74,26,650	47,09,30,142	52,29,10,313
TOTAL ASIA	163,75,20,420	176,06,42,115	160,35,27,527	137,78,03,575	146,79,19,333

No. 4—continued

VALUE of the TOTAL TRADE (IMPORTS, EXPORTS, and RE-EXPORTS) in PRIVATE MERCHANDISE with PRINCIPAL COUNTRIES, and with CONTINENTS, in each Official Year from 1924-25 to 1928-29

COUNTRIES	1924-25	1925-26	1926-27	1927-28	1928-29
AFRICA—					
Egypt	6,96,45,105	5,25,27,226	4,16,32,439	3,67,52,412	3,92,84,743
Tripoli	3,50,752	41,488	20,989	3,295	5,32,431
Tunis	2,61,140	1,94,671	1,11,550	78,787	53,781
Algeria	19,233	2,71,604	2,700	9,829	2,580
Morocco	3,62,824	4,46,134	2,69,044	2,65,444	4,89,797
Canary Islands	15,305	1,19,558	..	24,045	5,356
Sierra Leone	500	11,520	..
Gold Coast	1,70,438	1,67,866	2,71,062	3,73,649	..
Nigeria (including British Cameroons)	99,000	12,975	17,865	..
West Africa	1,35,528	2,61,036	2,86,591	5,56,325	15,41,254
Protectorate of South-West Africa	4,511	63,019	24,167	21,832	31,619
Cape of Good Hope	79,43,707	84,95,553	79,24,423	77,69,257	66,29,836
Natal	2,42,56,539	2,38,03,985	1,90,75,552	2,28,39,836	2,28,47,067
Transvaal	3,64,379	3,09,238	1,92,265	2,69,784	1,78,731
Rhodesia	4,06,333	3,79,537	2,46,614	2,09,176	1,560
Portuguese East Africa	1,53,20,054	1,70,07,408	1,44,43,279	1,78,18,393	1,48,53,462
Madagascar	15,78,888	7,85,523	9,05,155	7,56,424	10,08,817
Ebenlon	19,702	3,37,524	30,270	1,42,749	3,48,129
Zanzibar and Pemba	1,44,49,952	1,48,67,335	1,21,63,142	1,20,26,344	87,61,602
Kenya Colony	5,18,82,828	4,72,11,307	3,33,26,167	3,28,23,190	3,61,33,092
Tanganyika Territory	56,38,767	49,71,267	59,47,936	57,09,512	58,11,893
Uganda Protectorate	1,462	831	1,43,253	2,31,156	2,71,762
Nyasaland Protectorate	3,761	3,204	24,716	6,473	24,813
Italian East Africa (Somaliland and Eritrea)	26,60,490	28,70,366	25,25,641	38,71,945	57,19,199
Somaliland (British and French)	3,02,931	9,30,662	12,37,994	14,20,465	42,34,523
Abysinia	4,271	135	946	1,359
Anglo-Egyptian Sudan	32,58,950	19,91,307	59,47,953	52,39,213	43,90,453
Mauritius and Dependencies	5,55,51,275	2,35,83,409	1,65,18,253	1,90,69,109	1,58,94,164
Seychelles	9,82,044	12,83,455	9,80,601	11,08,090	12,44,550
TOTAL AFRICA	25,65,86,943	20,25,04,314	16,40,65,371	16,94,28,015	17,03,19,103
AMERICA—					
Canada	3,27,15,485	3,43,10,532	3,74,01,763	3,97,72,536	3,46,55,847
Newfoundland and Coast of Labrador	780	20,400
United States of America	49,07,45,847	55,29,34,977	52,64,42,531	57,13,60,979	57,33,52,339
Bermudas	2,500	5,000	5,000	2	..
Cuba	4,61,79,679	4,75,94,224	3,89,26,679	3,76,67,338	3,34,67,031
Haiti and St. Domingo	17,40,495	20,17,772	20,24,151	17,15,575	16,67,090
Porto Rico	26,45,135	35,38,032	24,98,579	23,23,831	27,76,185
West Indies	99,83,003	54,61,745	53,84,838	44,05,179	46,30,698
Mexico	6,42,330	10,79,137	3,05,091	8,36,788	9,92,501
Guatemala	1,21,112	1,02,890	1,26,315	61,711	65,977
Honduras	1,471	2,360
San Salvador	1,32,195	1,28,382	2,59,193	1,16,363	77,073
Nicaragua	98,252	1,02,423	1,85,369	1,13,801	2,11,156
Costa Rica	36,222	69,593	66,537	61,761	24,940
Colombia	74,305	87,094	60,391	3,15,830	4,35,727
Panama	10,200	31,722	13,304	29,373	36,099
Venezuela	26,203	70,500	13,503	55,925	63,600
British Guiana	5,53,804	9,66,073	5,47,176	7,74,023	8,90,265
Dutch Guiana	38,396	63,456	50,716	77,083	1,36,113
Brazil	53,33,695	1,31,73,065	63,48,702	74,67,002	51,24,297
Paraguay	36,000	11,062	7,400	42,350	46,037
Uruguay	29,07,354	30,63,176	34,99,632	35,49,064	34,06,317
Argentine Republic (including the Atlantic Coast of Patagonia)	5,03,29,461	5,64,00,031	6,77,30,715	7,48,78,957	8,17,78,958
Chile (including the Pacific Coast of Patagonia)	1,85,86,304	2,27,10,393	1,45,23,594	1,76,18,474	1,69,41,520
Peru	40,50,859	36,76,142	34,03,065	29,95,155	39,34,619
Ecuador	5,83,760	4,53,894	1,89,965	4,37,152	4,12,965
Bolivia	75,934	33,230	73,625	1,01,855	46,037
TOTAL AMERICA	66,51,54,075	74,80,70,670	70,96,32,923	76,72,84,921	78,52,14,998
AUSTRALIA AND OCEANIA—					
Australian Commonwealth	7,89,93,520	8,99,81,419	9,49,39,006	8,53,46,919	15,84,63,645
Territory of Papua (Br. New Guinea)	4,66,943	2,22,231	9,25,364	6,29,731
New Zealand (including Nauru and British Samoa)	89,38,556	1,06,40,334	98,54,603	78,60,615	89,26,767
Fiji Islands	5,20,085	5,49,598	7,35,933	6,23,324	6,81,260
Hawaii	38,47,875	32,84,861	31,46,181	36,78,510	43,35,873
Other Islands in the Pacific	7,100	98,035	3,05,024	18,265	74,409
TOTAL AUSTRALIA AND OCEANIA	9,23,57,136	10,50,21,190	10,92,52,978	9,84,59,497	17,30,21,685
GRAND TOTAL	644,80,09,599	611,50,26,149	540,66,84,019	573,52,77,499	591,26,71,413

ABSTRACT TABLES
TRADE WITH CONTINENTS
IMPORTS

(16)

No. 5

VALUE of TOTAL IMPORTS of PRIVATE MERCHANDISE from each COUNTRY (distinguishing
Continents) in each Official Year from 1924-25 to 1928-29

COUNTRIES	1924-25	1925-26	1926-27	1927-28	1928-29
EUROPE—					
United Kingdom	183,45,04,782	115,32,02,107	110,53,42,516	119,21,01,021	113,24,42,059
Russia	58,174	19,373	51,56,637	48,52,018	84,37,218
Finland	10,62,706	19,06,397	16,99,757	3,98,206	6,45,420
Estonia	2,06,061	41,628	3,51,448	8,98,880	10,60,892
Latvia	850	41,609	30,008	1,92,191	3,94,459
Georgia	33,88,434	24,46,267	9,685	81,44,645	1,50,40,778
Sweden	1,19,54,650	1,43,39,335	1,26,88,354	1,25,60,041	1,10,84,763
Norway	65,25,828	53,80,507	69,52,825	87,01,953	78,93,062
Denmark	9,16,308	7,14,465	6,91,931	13,41,695	18,31,279
Poland (including Danzig)	57,653	1,93,947	42,52,867	5,23,432	8,83,249
Germany	15,46,85,810	13,30,78,742	16,90,71,677	15,34,34,747	15,84,86,481
Netherlands	2,97,82,144	3,69,24,514	4,66,26,070	4,80,60,422	4,76,73,761
Belgium	6,76,06,421	6,12,06,047	6,80,08,052	7,47,63,595	7,19,96,747
Luxemburg	20,03,591	10,11,248	18,84,689	23,32,162	20,89,652
Channel Islands	--	6,397	2,19,049	7,79,465	536
France	2,58,55,391	3,23,87,751	3,55,66,145	4,30,15,164	4,77,53,040
Spain	15,43,574	16,77,615	20,58,891	34,03,400	26,78,313
Gibraltar	4,25,127	4,20,100	5,08,885	2,84,254	92,537
Portugal	6,69,177	7,39,444	6,24,933	6,06,174	4,29,534
Malta and Gozo	3,550	7,210	11,932	2,534	6,038
Switzerland	1,81,41,523	1,56,69,603	2,19,00,010	2,08,10,247	2,57,12,189
Italy	3,83,95,439	4,25,07,226	6,16,11,411	6,76,30,625	7,35,81,631
Fiume	4,55,075	6,436	4,29,261	--	63,760
Austria	69,24,104	81,74,814	1,10,82,738	1,26,08,336	1,40,11,930
Hungary	35,39,556	43,01,329	60,82,885	8,11,537	6,54,456
Czechoslovakia	1,14,37,642	1,45,37,479	1,66,65,225	1,22,39,457	1,29,49,424
Serb-Croat Slovene State (Jugo-Slavia)	37,076	2,37,901	1,67,790	2,88,636	3,02,785
Albania	--	1,866	--	630	278
Roumania	2,538	--	5,112	2,500	2,62,835
Greece	1,16,782	2,29,590	2,04,958	2,60,048	4,86,304
Turkey	23,332	41,985	10,898	43,497	62,351
Cyprus	1,595	1,533	3,335	157	17,823
TOTAL EUROPE	172,09,34,953	163,19,44,365	157,09,81,102	167,70,91,872	163,90,44,477
ASIA—					
Turkey	2,324	10,685	9,212	2,247	11,324
Syria	--	15,300	1,616	4,672	25,355
Armenia	--	--	--	1,035	2,887
Smyrna	830	5,194	17,801	37,850	4,849
Palestine	2,429	7,645	1,773	16,602	9,006
Aden and Dependencies	57,39,395	43,23,941	52,91,625	66,01,213	62,47,421
Mascat Territory and Trucial Oman	49,97,345	47,47,552	37,20,840	40,58,239	31,73,067
Other Native States in Arabia	5,32,400	6,76,925	7,50,548	10,33,602	3,55,770
Iraq	88,36,282	70,71,451	70,04,670	95,15,907	71,51,634
Bahrain Islands	33,75,969	26,11,552	25,95,474	23,57,904	20,15,814
Persia	2,23,24,588	2,14,92,358	1,98,13,908	2,94,30,760	3,32,46,939
Herzain Island	2,651	6,556	3,329	10,946	1,975
Maldives	52,181	1,53,110	1,20,059	1,46,819	1,16,723
Ceylon	1,35,54,996	1,70,10,510	1,37,14,918	1,90,06,847	2,10,40,666
Straits Settlements (including Labuan)	4,85,59,336	5,65,98,291	5,82,12,902	5,84,21,731	5,10,89,712
Federated Malay States	1,03,636	1,35,707	3,08,103	2,69,370	2,39,746
Sumatra	19,034	12,20,563	5,45,434	10,18,012	13,39,786
Java	16,46,30,517	14,63,78,729	14,42,27,504	14,70,75,220	16,41,57,289
Borneo (British and Dutch)	1,06,61,345	1,47,71,076	1,27,71,378	1,64,44,820	1,38,78,025
Celebes and other Islands	897	4,986	78,216	41,297	11,64,264
Siam	30,23,395	10,87,525	12,65,065	23,12,019	31,61,794
Indo-China (including Cochin-China, Cambodia, Annam, Tonkin and French leased territories in China)	60,149	7,11,669	5,16,743	28,22,429	1,95,05,402
Philippine Islands and Guam	8,74,242	11,49,423	9,77,414	11,77,823	8,13,915
Macao	--	--	--	--	110
Formosa	--	877	4,035	178	--
Hongkong	1,13,40,057	84,39,984	90,21,157	1,15,80,774	78,33,092
China (exclusive of Hongkong and Macao)	2,76,70,938	2,60,67,403	3,30,99,562	4,41,26,962	4,31,77,502
Japan	17,12,07,488	18,19,00,392	16,47,24,110	17,90,19,207	17,67,67,403
TOTAL ASIA	48,75,73,094	49,11,99,493	47,37,97,536	53,66,39,065	50,15,28,599

ABSTRACT TABLES
TRADE WITH CONTINENTS
IMPORTS

No. 5—continued

VALUE of TOTAL IMPORTS of PRIVATE MERCHANDISE from each COUNTRY (distinguishing
Continents) in each Official Year from 1924-25 to 1928-29—continued

COUNTRIES	1924-25	1925-26	1926-27	1927-28	1928-29
	R	R	R	R	R
AFRICA—					
Egypt	64,29,380	40,92,508	42,11,277	52,86,483	48,78,858
Tripoli	495	5,42,979
Tunis	1,21,390	1,52,940	..	407	..
Algeria	8	2,71,584	..	204	..
Morocco	97,445
Canary Islands	15,305	1,19,558	..	22,095	5,356
West Africa	928	122	302	315	..
Protectorate of South-West Africa	1,211
Cape of Good Hope	8,107	1,36,346	9,585	83,054	81,080
Natal	58,92,292	40,28,325	31,72,489	58,26,615	52,25,572
Transvaal	14,278	28,771	2,151	1,807	12,408
Rhodesia	58	..	9,360	20	..
Portuguese East Africa	33,46,910	33,18,196	9,27,018	15,09,079	8,99,759
Madagascar	18,770	19,051	14,936	51,292	52,092
Reunion	122
Zanzibar and Pemba	61,82,337	61,67,586	35,17,576	41,21,719	38,11,736
Kenya Colony	3,71,05,963	3,45,26,594	2,20,14,393	2,17,56,225	2,28,50,228
Tanganyika Territory	5,69,687	6,88,159	15,06,210	7,08,764	4,17,959
Uganda Protectorate	702	881	..	608	2,223
Nyasaland Protectorate	10	4	20,828	2,178	703
Italian East Africa (Somaliland and Eritrea)	10,79,970	9,52,811	12,06,590	15,64,339	12,75,276
Somaliland (British and French)	4,84,487	2,17,814	1,78,724	2,09,444	8,11,707
Abyssinia	300	135	46	359
Anglo-Egyptian Sudan	82,715	16,532	8,810	9,877	68,612
Mauritius and Dependencies	8,66,55,232	51,01,434	44,899	57,294	40,650
Seychelles	58,552	3,89,807	72,763	45,415	3,27,506
TOTAL AFRICA	9,79,63,380	6,02,24,278	3,69,28,001	4,07,58,765	4,13,72,420
AMERICA—					
Canada	99,01,600	1,30,41,295	1,68,83,052	1,78,50,807	3,01,69,418
United States of America	14,07,02,996	15,07,35,184	18,23,74,618	20,48,18,046	17,80,11,658
Bermudas	2	..
Cuba	7	4,545	520	15,82,578	6,224
Haiti and St. Domingo	2,014	1,510	730	394	1,088
West Indies	2,03,289	52,510	9,961	25,144	7,919
Guatemala	22
Colombia	7,002	20,217
Panama	1,047	104
Venezuela	8
British Guiana	1,724	302	5,107	..
Brazil	2	..	677
Uruguay	5,498	..	2,543
Argentine Republic (including the Atlantic Coast of Patagonia)	947	37,910	3,837	5,257	16,88,522
Chile (including the Pacific Coast of Patagonia)	1,87,030	8,18,488	10,19,050
Peru	3,900	..
TOTAL AMERICA	15,08,20,787	16,88,95,942	19,94,66,379	22,45,59,238	20,64,47,423
AUSTRALIA AND OCEANIA—					
THE Australian Commonwealth	75,82,185	1,44,19,246	1,69,60,876	1,91,66,751	3,45,55,088
New Zealand (including Niuru and Br. Samoa)	13,79,070	93,193	54,555	1,49,230	1,04,708
Fiji Islands	412	1,844	2,146	4,408	7,024
Hawaii	17,581	1,042	..
TOTAL AUSTRALIA AND OCEANIA	89,61,667	1,45,13,883	1,70,85,158	1,98,15,431	3,46,66,819
GRAND TOTAL	246,62,53,881	226,17,77,061	231,22,08,176	249,83,64,366	258,80,59,741

ABSTRACT TABLES
TRADE WITH CONTINENTS
EXPORTS

(18)

No. 6

VALUE of 'TOTAL EXPORTS of 'INDIAN' PRODUCE and MANUFACTURES (PRIVATE MERCHANDISE) to each COUNTRY (distinguishing Continents) in each Official Year from 1924-25 to 1928-29

COUNTRIES	1924-25	1925-26	1926-27	1927-28	1928-29
EUROPE—					
United Kingdom	97,54,32,584	77,72,27,431	63,38,78,453	77,87,44,427	69,04,39,078
Russia	12,54,262	19,43,611	9,12,783	49,51,062	24,90,742
Finland	6,78,125	12,08,991	5,66,186	10,40,847	8,94,948
Estonia			15,234	2,487	1,242
Latvia					1,62,716
Georgia		2,68,886	8,17,475	12,82,480	16,19,755
Sweden	35,85,652	34,68,776	23,18,015	29,59,962	32,10,690
Norway	59,45,577	42,06,420	31,90,137	30,97,900	39,75,046
Denmark	10,85,325	12,05,632	8,04,357	8,31,160	5,44,959
Poland (including Dantzg)				14,10,506	17,51,283
Germany	27,93,71,853	26,77,88,451	21,39,32,607	32,22,85,626	32,32,08,897
Netherlands	7,99,06,916	7,00,18,741	6,21,97,520	8,10,89,887	6,70,58,965
Belgium	15,35,24,855	12,34,47,376	8,77,20,155	10,02,18,228	13,40,01,838
Luxemburg	7,000				670
Channel Islands	1,336	390		245	
France	20,75,34,008	21,10,97,992	13,81,27,104	15,06,83,906	17,76,75,863
Spain	5,81,06,077	4,77,97,823	2,74,05,098	8,31,04,027	8,90,76,839
Gibraltar	46,852	12,13,160	1,39,085	36,980	27,943
Portugal	34,23,731	23,89,974	21,17,797	21,08,464	14,76,958
Malta and Goso	1,96,303	52,088	40,414	32,450	30,710
Switzerland	50,057	44,655	64,369	31,964	43,579
Italy	23,19,00,722	18,98,21,312	11,34,76,442	12,86,51,186	15,13,63,136
Finno	29,00,620	24,61,650	44,43,083	39,39,361	42,75,787
Austria	84,04,455	26,06,060	25,78,800	27,62,293	8,91,780
Hungary		8,000	2,250	840	864
Czechoslovakia	3,13,216	2,87,892	2,39,724	2,23,864	2,64,960
Serb-Croat Slovene State (Jugo-Slavia)	44,954	35,212	52,166	1,51,916	1,52,377
Bulgaria	4,54,871	13,31,710	8,61,681	10,46,714	13,92,931
Roumania	1,68,802	1,56,289	3,74,545	11,16,610	20,66,993
Greece	65,23,289	52,74,941	54,39,875	63,38,444	73,17,620
Albania		210			
Crete	1,074	3,143	7,874	2,06,627	3,22,535
Turkey	24,93,414	34,74,848	22,06,317	27,08,250	27,52,785
Cyprus	4,46,372	3,78,511	3,87,412	5,01,270	3,21,299
TOTAL EUROPE	202,43,24,862	172,53,37,874	130,45,96,808	164,95,09,883	163,88,09,236
ASIA—					
Turkey	14,77,698	15,13,914	22,38,923	36,15,975	21,68,671
Syria	35,08,244	10,01,793	42,42,029	24,49,746	30,23,749
Armenia	3,42,077	8,53,800	2,87,994	1,61,158	46,503
Smyrna	22,10,368	11,36,081	10,44,939	12,45,872	10,91,599
Palestine	2,04,998	2,07,078	5,81,529	3,84,822	3,03,099
Aden and Dependencies	1,50,07,235	1,45,31,135	1,48,91,341	1,74,61,886	1,93,82,236
Iraq	2,56,45,053	2,76,47,211	2,13,53,352	1,65,60,191	1,50,29,440
Mascat Territory and Trucial Oman	74,80,397	39,90,529	51,21,079	96,29,342	72,46,507
Other Native States in Arabia	77,86,605	88,12,662	90,61,620	1,36,84,277	1,47,78,123
Bahrain Islands	91,93,379	97,36,552	87,90,184	1,13,99,080	89,04,529
Yemen	2,59,89,519	2,35,64,972	2,49,57,622	1,87,58,836	1,59,09,694
Kenjam Island	79,003	95,831	80,476	75,251	82,867
Maldives	2,17,136	2,18,931	2,55,204	3,36,744	1,32,450
Ceylon	13,60,28,324	14,69,58,019	14,44,04,994	15,22,45,692	13,76,69,135
Straits Settlements (including Labuan)	8,03,18,855	9,81,40,823	9,32,09,116	9,11,20,370	7,81,14,573
Federated Malay States	80,55,409	75,63,028	1,02,98,612	1,15,68,070	1,00,09,638
Sumatra	1,32,55,152	1,35,26,707	1,43,81,541	1,84,11,487	1,51,98,700
Java	2,63,17,290	4,76,15,342	2,94,74,444	2,33,95,097	3,59,98,997
Borneo (British and Dutch)	29,30,836	11,19,007	11,23,599	17,93,900	18,55,969
Celebes and other Islands	5,61,662	6,85,857	9,22,738	9,50,121	11,88,434
Dutch New Guinea				2,227	6,332
Siam	1,74,62,792	1,76,72,557	1,68,80,671	1,98,40,787	1,72,51,866
Indo-China (including Cochin-China, Cambodia, Annam, Tonkin and French leased territories in China)	1,78,85,581	2,31,68,696	1,92,54,044	2,27,89,892	1,69,51,615
Philippine Islands and Guam	23,52,137	40,44,552	31,79,651	49,25,547	53,45,453
Macao	175			5,550	
Formosa	10,46,998	43,79,734	67,27,600	47,59,308	70,19,746
Hongkong	3,35,54,263	2,85,29,681	2,93,78,586	2,07,49,278	2,40,73,114
China (exclusive of Hongkong and Macao)	9,56,46,926	15,48,97,895	11,21,83,341	4,46,96,698	9,43,34,231
Korea	62,058	72,75,000	56,48,426	28,05,860	32,66,429
Japan	55,14,54,141	56,65,79,449	41,00,75,270	29,00,06,282	34,42,56,945
TOTAL ASIA	106,74,44,416	122,12,66,049	99,38,98,934	80,58,38,026	89,07,36,186

ABSTRACT TABLES
TRADE WITH CONTINENTS
EXPORTS

No. 6—continued

VALUE of TOTAL EXPORTS of INDIAN PRODUCE and MANUFACTURES (PRIVATE MERCHANDISE) to each COUNTRY (distinguishing Continents) in each Official Year from 1924-25 to 1928-29—continued

COUNTRIES	1924-25	1925-26	1926-27	1927-28	1928-29
	₹	₹	₹	₹	₹
AFRICA—					
Egypt	6,18,06,992	4,74,57,877	3,64,32,706	3,68,26,643	3,40,65,843
Tripoli	3,59,752	41,489	17,489	2,800	19,452
Tunis	1,89,750	41,831	1,11,550	78,380	48,301
Algeria	10,230	80	2,700	9,025	2,580
Morocco	3,42,824	4,45,134	2,66,044	2,65,179	3,61,552
Canary Islands.				1,950	
West Africa	2,05,049	6,02,790	6,70,828	9,55,594	15,41,154
Protectorate of South-West Africa	8,300	68,018	24,187	21,632	31,619
Cape of Good Hope	70,20,875	83,42,837	78,89,739	76,98,276	65,68,369
Natal	1,72,72,204	1,95,14,089	1,56,53,508	1,73,16,101	1,74,13,871
Transvaal	3,40,494	3,70,373	1,90,336	2,53,430	1,49,138
Rhodesia	4,06,276	3,70,537	2,37,254	2,69,056	1,550
Portuguese East Africa	1,14,33,149	1,25,69,245	1,24,33,840	1,58,04,495	1,33,13,416
Madagascar	15,50,948	7,62,209	8,37,196	6,99,180	9,52,313
Reunion	19,592	3,35,044	29,410	1,40,324	3,42,567
Zanzibar and Pemba	50,11,705	70,01,203	70,82,299	70,84,175	47,99,905
Kenya Colony	1,04,32,535	1,02,73,025	97,74,881	94,45,240	1,06,31,510
Tanganyika Territory	38,34,454	35,91,383	37,42,751	43,90,821	46,51,953
Uganda Protectorate	780		1,14,460	1,37,669	2,27,462
Nyasaland Protectorate	8,751	6,900	3,833	3,250	22,175
French East Africa		1,679	4,373		
Italian East Africa (Somaliland and Eritrea)	12,44,718	18,01,733	11,83,300	19,72,336	41,89,508
Somaliland (British and French)	3,46,760	6,08,721	10,06,257	11,75,384	37,66,817
Abyssinia		3,971		900	1,000
Anglo-Egyptian Sudan	21,59,951	18,24,277	57,52,984	45,96,936	40,78,446
Mauritius and Dependencies	1,62,88,181	1,80,94,281	1,62,24,119	1,84,76,488	1,65,39,422
Seychelles	6,76,345	7,17,059	7,64,133	8,31,268	7,36,169
TOTAL AFRICA	14,56,29,105	18,47,98,777	12,09,95,900	12,17,90,760	12,35,00,514
AMERICA—					
Canada	2,22,94,302	2,12,33,441	2,05,08,183	2,15,97,344	2,44,04,219
Newfoundland and Coast of Labrador				780	20,400
United States of America	34,23,11,121	39,49,34,165	33,66,37,467	35,97,77,376	39,11,17,417
Bermudas	2,500	5,000	5,000		
West Indies	5,72,38,039	5,85,32,685	4,96,08,330	4,50,52,951	4,25,27,540
Mexico	6,42,380	19,79,127	3,06,091	3,36,793	9,32,501
Guatemala	1,21,090	1,02,890	1,36,315	61,711	65,977
Honduras				1,471	2,260
El Salvador	1,32,195	1,28,382	2,59,193	1,16,363	77,073
Nicaragua	98,252	1,02,423	1,35,399	1,13,801	2,11,156
Costa Rica	36,222	60,593	66,527	61,761	34,940
Colombia	58,903	66,377	60,391	3,15,880	4,35,727
Panama	18,200	39,675	12,200	27,676	35,930
Venezuela	24,200	70,506	12,503	55,625	63,900
British Guiana	5,50,870	9,57,310	5,85,366	7,62,249	8,37,620
Dutch Guiana	38,396	63,486	50,716	77,088	1,36,013
Brazil	53,22,093	1,31,73,665	63,48,025	74,67,062	51,24,297
Paraguay	36,690	11,062	7,400	42,350	45,097
Uruguay	29,07,354	30,63,176	34,93,484	35,49,064	34,03,754
Argentine Republic (including the Atlantic Coast of Patagonia)	5,03,28,045	5,62,47,791	6,77,75,323	7,43,45,635	8,01,33,870
Chile (including the Pacific Coast of Patagonia)	1,35,36,904	2,27,10,393	1,42,41,442	1,67,99,776	1,59,29,953
Peru	40,59,359	39,76,142	34,03,065	29,91,255	39,23,279
Ecuador	5,33,750	4,53,394	1,89,965	4,37,152	4,12,065
Bolivia	75,934	33,250	73,625	1,01,355	46,067
TOTAL AMERICA	50,60,63,658	57,67,46,912	50,29,07,015	53,53,95,955	57,00,43,320
AUSTRALIA AND OCEANIA—					
Australian Commonwealth	7,12,63,605	7,54,03,014	7,78,03,565	6,60,88,091	7,37,63,036
Territory of Papua (Br. New Guinea)		4,66,674	3,22,231	9,25,844	6,29,731
New Zealand (including Niuru and Br. Samoa)	75,73,411	1,05,10,493	97,91,162	77,10,747	87,24,347
Fiji Islands	4,94,054	5,15,355	7,13,320	5,82,317	6,58,982
Hawaii	38,47,375	32,78,317	31,25,725	36,77,463	43,35,873
Other Islands in the Pacific	7,100	98,035	3,05,024	18,265	74,402
TOTAL AUSTRALIA AND OCEANIA	8,31,91,065	9,02,71,789	9,19,60,027	7,90,02,752	8,81,68,871
GRAND TOTAL	384,86,53,983	374,84,21,209	301,49,53,234	310,15,35,366	330,12,73,736

ABSTRACT TABLES
TRADE WITH CONTINENTS
RE-EXPORTS

(20)

No. 7

VALUE of TOTAL RE-EXPORTS of PRIVATE MERCHANDISE to each COUNTRY (distinguishing Continents), in each Official Year from 1924-25 to 1928-1929.

COUNTRIES	1924-25	1925-26	1926-27	1927-28	1928-29
	£	£	£	£	£
EUROPE—					
United Kingdom	4,15,71,373	3,24,60,267	2,69,14,013	2,88,59,104	3,32,42,1
Russia	614	6,1
Finland	..	85
Georgia	2,5
Sweden	52,461	7,231	38,126	7,930	46,4
Norway	3,629	2,750	8,783	1,773	3,2
Denmark	14,405	4,077	13,765	20,791	55,2
Germany	19,62,630	10,80,383	8,51,840	22,36,740	16,76,8
Netherlands	7,11,196	5,03,760	2,27,343	1,87,762	2,21,8
Belgium	3,59,163	6,04,403	3,52,929	4,63,933	4,83,1
Luxemburg	78,150
France	16,12,028	13,05,837	16,11,565	12,12,337	14,52,6
Spain	12,49,393	6,96,750	69,600	18,600	12,2
Gibraltar	11,506	9,379	5,839	7,316	9,5
Portugal	2,740	400	4,0
Malta and Gozo	..	1,005	500	262	12,3
Switzerland	12,293	13,593	86,436	34,895	44,4
Italy	15,62,433	28,76,395	22,03,156	18,10,639	6,73,6
Austria	1,75,660	1,03,792	71,258	27,465	15,2
Czechoslovakia	493	11,769	..	1,350	11
Roumania	78,350	7,000	..	3,800	..
Greece	1,61,097	24,684	22,534	52,992	90,41
Crete	110	..	625
Turkey	24,02,437	13,83,394	9,26,147	6,01,933	3,79,6
Cyprus	..	700
TOTAL EUROPE	5,11,10,935	4,16,05,859	3,56,07,310	4,57,00,726	3,83,43,45
ASIA—					
Turkey	55,575	50
Syria
Armenia	1,06,473	2,72,170	3,34,034	2,60,630	1,32,251
Smyrna	7,200	..	521	..	1,20
Palestine	6,000	900	912
Aden and Dependencies	36,473	23,343	23,476	37,340	19,20
Iraq	48,21,037	23,35,340	14,33,631	16,33,434	8,27,031
Muscat Territory and Trucial Oman	74,33,501	54,87,875	37,08,905	39,34,400	25,00,463
Other Native States in Arabia	45,76,654	34,71,930	23,43,333	30,71,932	27,65,633
Bahrain Islands	31,75,173	11,65,130	16,75,731	31,45,935	15,37,241
Persia	42,15,540	22,95,761	23,10,250	34,03,427	29,40,749
Hejaz and Nejd	1,03,55,775	87,85,399	64,23,636	62,64,110	39,73,246
Maldives	25,939	37,459	71,332	52,055	52,031
Ceylon	33,103	6,372	20,570	55,327	14,633
Straits Settlements (including Labuan)	57,11,996	53,64,269	42,12,622	65,40,342	43,05,276
Federated Malay States	23,63,331	36,33,065	17,92,061	16,52,501	13,94,119
Sumatra	97,223	1,11,342	1,92,694	1,55,053	1,37,697
Java	2,555	6,517	91,236	2,468	43,130
Borneo (British and Dutch)	3,36,423	5,01,621	4,51,804	6,45,163	3,91,706
Celebes and other Islands	..	66	1,070	3,160	9,242
Siam	495	1,250	6,263
Indo-China (excluding Cochin-China, Cambodia, Annam, Tonkin, and French leased territories in China)	2,26,031	2,06,033	1,39,412	1,72,509	1,59,031
Philippine Islands and Guam	2,442	12,653	23,457	19,197	5,433
Formosa	2,57,799	1,790	16,130	24,635	16,633
Hongkong	270	..
China (excluding of Hongkong and Macao)	12,12,390	10,81,264	9,42,543	12,25,054	10,22,529
Japan	3,20,180	4,49,335	9,32,649	10,87,664	3,75,421
TOTAL ASIA	1,05,73,506	1,29,46,379	26,27,250	18,74,653	13,86,411
TOTAL	6,25,02,910	4,80,97,823	3,08,31,057	3,53,26,454	2,5,654,608

ABSTRACT TABLES
TRADE WITH CONTINENTS
RE-EXPORTS

No. 7—continued

VALUE of TOTAL RE-EXPORTS of PRIVATE MERCHANDISE to each COUNTRY (distinguishing Continents), in each Official Year from 1924-25 to 1928-29—continued

COUNTRIES	1924-25	1925-26	1926-27	1927-28	1928-29
AFRICA—					
Egypt	14,09,738	9,76,846	9,88,366	8,39,286	8,42,247
Tripoli	8,500
Tunis	5,480
Morocco	265	800
West Africa	450	100
Cape of Good Hope	15,225	16,170	25,049	17,927	20,437
Natal	4,91,985	2,61,574	2,49,607	1,97,120	2,07,624
Transvaal	9,612	10,089	9,778	14,507	17,242
Rhodesia	100	..
Portuguese East Africa	10,20,095	11,18,297	10,68,048	10,05,319	6,40,277
Madagascar	9,170	4,263	3,021	6,002	3,912
Réunion	209	2,480	860	1,925	5,440
Zanzibar and Pemba	23,05,910	11,08,536	9,63,267	8,20,950	6,49,861
Kenya Colony	42,44,830	24,11,688	15,36,893	16,21,715	16,51,865
Tanganyika Territory	12,24,622	6,96,726	5,98,975	6,39,967	7,41,971
Uganda Protectorate	28,598	42,834	42,017
Nyasaland Protectorate	50	1,940
French East Africa	19,900
Italian East Africa (Somaland and Eritrea)	3,25,202	1,15,622	1,25,751	2,25,270	2,74,415
Somaland (British and French)	21,684	42,547	51,012	25,627	1,46,174
Anglo-Egyptian Sudan	10,16,224	1,50,498	86,209	5,32,400	2,42,400
Mauritius and Dependencies	5,07,812	3,87,004	2,49,225	5,25,247	2,70,092
Seychelles	2,52,147	1,77,029	1,48,700	2,21,409	1,80,875
TOTAL AFRICA	1,29,94,518	74,81,259	61,41,870	68,78,600	54,46,169
AMERICA—					
Canada	5,19,688	35,706	10,547	24,425	82,210
United States of America	77,21,730	72,65,622	72,20,446	72,65,557	86,22,105
Cuba	162
Haiti and St. Domingo	2,489	2,140	2,129	2,586	2,912
West Indies	425	3,383	2,415	1,968	5,324
Colombia	7,500
Panama	2,150	100
Dutch Guiana	100
British Guiana	7,924	6,529	11,508	6,672	2,645
Uruguay	700
Argentine Republic (including the Atlantic Coast of Patagonia)	469	1,14,330	1,500	23,065	4,666
Chile (including the Pacific Coast of Patagonia)	122	240	1,517
Peru	1,140
TOTAL AMERICA	82,69,680	74,27,816	72,29,529	72,21,622	87,21,620
AUSTRALIA AND OCEANIA—					
Australian Commonwealth	1,42,730	1,59,059	1,75,565	92,077	1,45,521
Territory of Papua (British New Guinea)	289
New Zealand	26,075	26,642	2,226	6,622	5,215
Fiji Islands	25,619	22,299	70,427	41,599	15,254
Hawaii	6,544	2,275
Other Islands in the Pacific	7
TOTAL AUSTRALIA AND OCEANIA	2,04,424	2,25,519	2,27,792	1,40,814	1,65,997
GRAND TOTAL	18,50,91,412	10,49,48,276	8,00,97,559	9,52,77,767	7,82,62,891

ABSTRACT TABLES
IMPORTS and EXPORTS
(SHARE OF EACH PROVINCE)

(22)

No. 8

VALUE of the TOTAL IMPORTS and EXPORTS of MERCHANDISE and TREASURE, exclusive of GOVERNMENT STORES and TREASURE, into and from each PROVINCE of BRITISH INDIA, in each Office Year from 1924-25 to 1928-29.

PROVINCES	IMPORTS					EXPORTS OF INDIAN AND FOREIGN MERCHANDISE				
	1924-25	1925-26	1926-27	1927-28	1928-29	1924-25	1925-26	1926-27	1927-28	1928-29
MERCHANDISE--										
BENGAL	87,89,19,818	80,09,35,553	81,67,00,798	86,40,90,570	89,00,83,734	151,13,85,670	153,84,57,806	134,64,51,970	147,08,64,897	144,91,31
BHAR AND ORISSA	82,244	..	59,759	..	27,
BOMBAY	87,42,11,025	78,98,88,543	76,87,78,624	86,87,76,500	84,13,53,914	108,51,61,494	102,31,66,078	70,59,06,062	87,17,54,842	83,72,36,
SIND	30,33,62,093	25,58,84,262	28,04,07,511	26,40,89,840	31,52,52,312	54,88,79,728	86,80,21,879	26,48,99,058	28,58,15,467	29,02,86,
MADRAS	20,03,29,977	18,84,62,964	21,25,82,541	24,56,50,871	27,59,30,003	40,66,09,608	44,01,37,974	38,00,33,758	44,27,47,215	46,58,94,
BURMA	20,94,30,923	22,66,06,034	23,36,17,762	20,07,56,495	21,04,84,778	48,16,25,754	48,84,86,244	89,76,05,241	41,57,30,712	33,70,87,
TOTAL	246,62,58,831	228,17,77,961	231,22,03,176	249,83,64,366	253,30,59,741	398,17,44,498	385,32,60,476	309,44,55,843	328,69,12,133	337,96,11,6
TREASURE										
BENGAL	2,45,82,580	3,78,72,845	5,85,96,931	3,89,93,399	4,76,07,328	1,48,987	42,325	1,417	2,77,000	1,58,33
BOMBAY	95,05,10,759	51,00,98,985	34,98,07,254	27,85,00,893	24,44,56,447	4,30,75,836	3,19,54,777	1,50,46,405	2,41,19,381	2,57,10,911
SIND	59,86,839	37,71,560	18,29,777	15,07,255	22,47,759	16,96,786	14,95,150	10,17,603	13,55,450	17,20,150
MADRAS	78,00,876	8,24,219	17,50,249	2,68,27,803	7,71,23,351	42,15,733	3,19,603	32,78,960	91,999	4,00,931
BURMA	29,48,378	19,63,332	11,61,663	23,31,318	15,05,957	..	18,52,213	5,90,894	4,05,000	13,20,545
TOTAL	99,17,79,407	55,40,31,421	41,81,45,879	34,81,60,468	37,29,40,842	4,91,37,292	3,51,68,068	2,00,85,279	2,62,49,589	2,93,10,880
TOTAL OF MERCHANDISE AND TREASURE--										
BENGAL	90,34,52,378	83,88,08,398	87,53,57,669	90,30,83,969	93,76,96,062	151,15,34,657	153,36,00,131	134,64,53,387	147,11,41,897	144,92,88,606
BHAR AND ORISSA	82,244	..	59,759	..	27,550
BOMBAY	182,47,21,784	129,99,87,513	111,85,85,878	114,22,77,483	108,58,10,861	112,82,37,330	105,51,24,850	72,09,52,467	69,58,74,173	86,29,47,321
SIND	30,93,48,932	25,96,55,822	28,22,97,288	26,56,97,095	31,75,00,071	54,85,76,464	86,95,16,539	26,54,16,861	28,71,70,617	29,19,56,531
MADRAS	20,81,30,853	18,92,87,183	21,43,33,790	27,24,78,474	35,30,53,354	41,08,25,841	44,04,57,577	38,34,12,713	44,28,39,214	46,02,94,991
BURMA	21,29,79,296	22,85,70,466	23,47,79,480	26,39,87,513	21,19,40,735	48,16,25,754	48,98,38,457	89,81,96,135	41,61,36,021	33,84,07,558
TOTAL	346,80,33,229	281,58,00,382	272,53,54,055	284,65,24,834	290,60,00,583	403,08,81,700	388,84,87,544	311,44,91,122	331,31,62,322	340,89,22,557

VALUE of the TOTAL IMPORTS and EXPORTS of GOVERNMENT STORES and TREASURE, into and from each PROVINCE of BRITISH INDIA, in each Official Year from 1924-25 to 1928-29.

PROVINCES	IMPORTS					EXPORTS OF INDIAN AND FOREIGN MERCHANDISE				
	1924-25	1925-26	1926-27	1927-28	1928-29	1924-25	1925-26	1926-27	1927-28	1928-29
	₹	₹	₹	₹	₹	₹	₹	₹	₹	₹
GOVERNMENT STORES—										
BENGAL	2,22,49,706	3,72,38,167	3,34,47,438	3,36,04,998	2,39,39,110	1,27,15,292	1,18,45,144	1,27,58,199	1,30,50,302	1,04,08,099
BOMBAY	1,30,99,422	2,74,70,555	2,88,65,094	3,72,59,075	4,68,54,731	41,10,029	19,42,662	26,45,653	20,87,714	3,34,082
MADRAS	2,43,68,917	2,77,39,414	3,19,69,337	3,98,56,784	2,50,53,366	11,95,029	18,72,867	6,00,111	5,63,153	5,00,339
BURMA	45,07,789	41,41,746	45,72,670	30,94,106	27,83,493	1,44,352	32,458	31,905	29,995	50,814
BURMA	26,61,993	16,44,752	21,21,558	30,59,286	22,88,919	25,18,331	1,59,195	12,889	12,986	42,145
TOTAL	6,73,82,777	9,82,34,634	9,59,76,127	11,68,74,299	10,09,19,619	2,08,83,033	1,48,52,366	1,60,48,457	1,57,24,150	1,18,94,979
TREASURE—										
BENGAL	6,50,000	125	..	1,56,66,165
BOMBAY	2,05,580	6,07,391	18,01,384	3,53,858	484	25,00,000	25,00,000	20,50,000	51,11,207	1,86,62,109
MADRAS	44,100	73,600	28,000	..	2,000
BURMA	1,78,768	3,78,810	4,39,208	1,320
TOTAL	2,05,580	8,46,159	21,74,894	7,93,061	1,804	25,44,100	32,28,600	20,78,125	51,11,207	3,42,80,574
TOTAL OF STORES AND TREASURE—										
BENGAL	2,22,49,706	3,72,38,167	3,34,47,438	3,36,04,998	2,39,39,110	1,27,15,292	1,19,95,144	1,27,58,324	1,30,50,302	2,61,34,564
BOMBAY	1,33,05,001	2,81,37,946	2,86,66,478	3,76,12,933	4,68,55,215	66,10,029	44,42,662	46,95,653	71,78,921	1,93,86,191
MADRAS	2,48,68,917	2,77,39,414	3,19,69,337	3,98,56,784	2,50,53,366	12,39,129	14,46,467	6,28,111	5,63,153	5,02,329
BURMA	45,07,789	41,41,746	45,72,670	30,94,106	27,83,493	1,44,352	32,458	31,905	29,995	50,814
BURMA	26,61,993	16,23,520	24,94,898	34,98,589	22,90,239	25,18,331	1,59,195	12,869	12,986	42,145
TOTAL	6,75,88,357	9,90,80,793	9,81,50,821	11,76,67,890	10,09,21,423	2,32,27,133	1,60,75,966	1,81,26,582	2,08,95,857	4,61,15,558

ABSTRACT TABLES
TRADE OF EACH PROVINCE
WITH EACH COUNTRY

(24)

No. 10

VALUE of the TOTAL TRADE (IMPORTS, EXPORTS and RE-EXPORTS) in PRIVATE MERCHANDISE
only of each PROVINCE with each COUNTRY, in each Official Year from 1924-25 to 1928-29

COUNTRIES	BENGAL					BIHAR AND ORISSA				
	1924-25	1925-26	1926-27	1927-28	1928-29	1921-25	1925-26	1926-27	1927-28	1928-29
	₹	₹	₹	₹	₹	₹	₹	₹	₹	₹
EUROPE—										
United Kingdom	100,66,92,551	89,06,72,749	80,78,95,929	91,28,79,830	79,90,84,795
Russia	16,94,849	25,26,476	9,25,728	58,07,047	68,28,488
Georgia	7,82,950	8,17,476	55,52,658	65,32,067
Finland	20,61,091	29,31,508	17,46,843	12,27,508	11,08,029
Estonia	1,96,884	38,032	2,60,798	8,87,871	8,92,938
Sweden	57,63,572	58,04,438	57,64,510	52,82,519	52,91,232
Norway	82,61,200	58,67,347	55,93,148	68,02,630	59,98,721
Latvia	41,609	80,006	27,394	88,228
Denmark	5,89,159	2,64,035	3,29,265	2,87,268	2,49,221
Poland (including Dantzig)	11,963	15,512	6,40,100	1,42,952	3,74,710
Bulgaria	3,37,390	9,14,889	6,72,087	4,18,759	7,04,931
Germany	15,66,33,372	14,58,66,274	14,16,64,120	16,30,54,653	16,59,84,343
Netherlands	2,84,60,115	2,41,56,890	2,33,23,121	2,72,05,920	2,45,41,343
Belgium	6,24,53,743	5,14,61,479	4,68,52,177	4,28,87,736	5,31,70,949
Luxemburg	10,12,008	3,59,486	7,09,836	10,37,309	5,00,098
France	5,92,46,639	7,89,44,661	6,03,45,466	6,28,13,947	6,43,77,274
Spain	1,98,23,434	2,15,52,119	1,54,46,848	1,90,97,617	1,93,55,672
Gibraltar	860	1,500	24,160	5,898	1,477
Portugal	62,143	1,16,388	70,375	1,27,658	2,78,511
Switzerland	29,63,515	23,71,122	22,27,674	23,49,570	27,45,604
Italy	4,20,59,218	4,78,62,458	3,80,90,747	4,05,89,170	4,51,23,043
Florence	1,62,445	1,439
Austria	24,73,105	20,39,466	23,80,316	23,65,030	32,99,838
Hungary	4,34,258	4,05,086	1,35,597	34,245	50,951
Czechoslovakia	25,35,589	33,97,020	40,71,740	32,40,604	31,32,305
Serb-Croat Slovene State (Jugo-Slavia)	1,43,125	1,83,901
Roumania	1,14,227	1,07,022	2,56,652	2,72,336	5,67,874
Greece	34,06,179	42,35,330	46,44,537	49,83,120	62,84,899
Malta and Goso	50	2,750	..	1,464
Cyprus	1,44,935	2,08,096
Turkey	17,08,393	19,29,201	16,67,026	19,09,026	20,31,523
Other countries	88,653	57,739	86,673	10,227	2,912
TOTAL	140,70,94,140	129,42,15,537	116,07,71,444	131,17,12,486	121,72,64,766
ASIA—										
Turkey	18,98,904	13,80,567	17,74,787	19,58,481	14,95,493
Armenia	8,42,077	8,53,800	2,79,890	1,52,638	46,503
Smyrna	2,84,535	4,71,683	6,78,657	8,60,770	5,41,627
Aden and Dependencies	62,84,123	51,04,526	60,78,840	71,08,036	65,47,078
Arabia	37,57,661	45,31,124	48,80,502	51,12,988	34,41,457
Iraq	27,47,504	18,70,903	34,37,195	25,84,902	21,54,645
Bahrain Islands	27,94,827	27,78,082	20,89,401	44,74,766	17,51,251
Persia	56,68,846	27,46,834	44,75,161	45,97,453	76,45,840
Maldives	1,89,802	2,98,358	2,58,712	3,22,645	2,89,509
Ceylon	3,76,52,958	2,22,39,326	1,87,80,918	2,11,35,649	2,24,02,007	82,104	57,799	27,550
Straits Settlements (including Labuan)	3,70,24,374	4,75,93,708	4,39,39,013	4,59,18,339	4,10,65,642
Federated Malay States	1,09,087	2,15,631	2,55,958	3,06,651	5,62,276
Sumatra	7,19,337	8,50,105	12,45,867	12,63,159	16,42,077
Java	9,62,51,027	9,65,76,976	9,84,13,134	8,38,82,009	9,83,14,799
Borneo (British and Dutch)	1,10,25,473	99,68,724	78,36,944	1,43,75,381	1,29,02,464
Celebes and other Islands	4,98,965	5,87,599	6,32,757	9,33,628	11,00,498
Siam	1,24,93,624	1,22,73,181	1,20,90,321	1,41,20,352	1,23,70,783
Indo-China (including Cochin-China, Cambodia, Annam, Tonkin and French leased territories in China)	1,01,93,144	1,29,80,207	1,52,17,195	1,54,53,666	1,43,88,733
Philippine Islands and Guam	39,09,561	49,86,285	39,08,660	57,71,949	59,33,314
Formosa	10,40,643	18,07,652	17,35,166	22,53,652	16,16,495
Hongkong	1,39,81,890	1,29,79,964	1,78,77,721	1,81,05,261	1,25,99,364
China (exclusive of Hongkong and Macao)	99,12,901	97,40,710	84,62,675	1,41,69,328	2,08,40,068
Japan	8,99,72,388	8,53,82,191	8,79,97,361	9,15,32,392	10,12,78,833
Other countries	3,10,991	76,356	1,71,288	3,14,861	2,03,640
TOTAL	34,21,37,484	33,78,38,967	34,76,46,273	35,71,76,953	37,40,31,890	82,104	57,799	27,550

ABSTRACT TABLES
TRADE OF EACH PROVINCE
WITH EACH COUNTRY

No. 10—continued

VALUE of the TOTAL TRADE (IMPORTS, EXPORTS and RE-EXPORTS) in PRIVATE MERCHANDISE
only of each PROVINCE with each COUNTRY, in each Official Year from 1924-25 to 1928-29—continued

COUNTRIES	BENGAL					BIHAR AND ORISSA				
	1924-25	1925-26	1926-27	1927-28	1928-29	1924-25	1925-26	1926-27	1927-28	1928-29
	R	R	R	R	R	R	R	R	R	R
AFRICA AND ADJACENT ISLANDS—										
Egypt	1,90,82,827	1,75,01,211	1,72,15,517	1,84,65,272	1,90,64,381
Other countries in North Africa	6,38,782	9,26,992	3,49,683	2,58,479	10,14,278
West Africa	3,05,040	5,06,248	5,99,803	9,47,328	13,75,410
Cape of Good Hope	42,61,802	51,97,650	51,42,897	47,61,766	45,93,449
Natal	1,30,52,139	1,50,96,951	1,14,45,898	1,26,83,750	1,34,28,426
Transvaal	2,89,764	2,15,750	1,23,868	1,29,596	58,780
Portuguese East Africa	48,28,804	55,29,314	51,07,348	74,77,206	78,56,001
Madagascar	14,99,362	7,43,465	8,62,226	6,92,698	9,02,516
Réunion	1,62,500	3,971	1,13,813	2,56,099
Tanganyika Territory	1,10,651	2,39,355	1,54,099	2,89,045	3,31,334
Kenya Colony (including Zanzibar and Pemba)	40,83,663	38,93,019	40,92,803	43,17,315	52,06,743
Italian East Africa (Eritrea and Somaliland)	11,25,793	11,85,759	14,13,527	16,35,241	13,04,190
Somaliland Protectorate	4,23,044	13,23,574
East Africa (other parts)	7,11,735	3,30,689	3,21,632	3,33,187	6,19,947
Anglo-Egyptian Sudan	32,92,052	26,67,132	24,22,631
Mauritius and Dependencies (in- cluding Seychelles)	1,75,80,617	1,02,94,600	87,03,611	81,41,395	86,65,605
Other countries	4,10,786	7,63,016	6,39,940	2,31,788	33,169
TOTAL	6,85,26,215	6,25,86,560	5,94,08,220	6,35,73,555	6,85,08,488
AMERICA—										
Canada	2,50,35,732	2,43,18,847	2,30,17,959	2,26,91,475	2,98,64,582
United States of America	34,85,64,842	38,08,72,911	34,91,80,448	36,48,95,546	37,53,74,231
Mexico	6,93,338	3,62,162
West Indies	3,77,42,246	4,43,01,824	2,76,51,015	2,30,53,027	3,00,14,124
Central America	3,53,636	3,91,408
South America	3,11,73,140	9,77,21,738	9,48,32,888	10,64,63,131	10,93,85,488
Other countries	9,06,349
TOTAL	49,34,42,309	55,37,15,370	49,47,32,310	52,31,54,753	54,63,91,993
AUSTRALIA AND OCEANIA—										
Australian Commonwealth (in- cluding New Zealand, Fiji Islands and Territory of Papua)	7,56,38,640	3,27,51,863	9,24,74,431	7,56,44,876	12,87,04,841
Oceania	33,54,975	32,63,822	31,23,767	36,37,865	43,19,023
TOTAL	7,94,98,615	5,00,15,685	9,55,98,198	7,93,32,740	13,30,23,864
GRAND TOTAL	239,06,98,763	233,43,72,109	216,41,56,445	233,49,55,467	239,92,19,001	82,101	..	57,759	..	27,560

ABSTRACT TABLES
TRADE OF EACH PROVINCE
WITH EACH COUNTRY

No. 10—continued

VALUE of the TOTAL TRADE (IMPORTS, EXPORTS and RE-EXPORTS) in PRIVATE MERCHANDISE
only of each PROVINCE with each COUNTRY, in each Official Year from 1924-25 to 1928-29—continued

COUNTRIES	BOMBAY					SIND				
	1924-25	1925-26	1926-27	1927-28	1928-29	1924-25	1925-26	1926-27	1927-28	1928-29
	R	R	R	R	R	R	R	R	R	R
AFRICA AND ADJACENT ISLANDS—										
Egypt	1,85,83,095	1,05,95,264	82,76,378	84,98,601	78,15,965	2,15,05,922	1,05,56,158	59,10,629	44,35,508	57,13,126
Tripoli	10,786	16,288	12,600	3,295	18,821	3,17,500	2,466
Tunis	5,716	20,250	71,807	88,462
Other countries in North Africa	15,305	1,19,558	300	27,640	9,831
Belgian Congo	450
Cape of Good Hope	95,323	1,19,485	1,52,924	1,36,609	1,79,791	3,04,300	..	600	25	23,760
Natal	59,33,509	40,77,035	37,93,179	45,90,540	36,47,253	15,67,792	4,45,678	7,52,236	5,17,323	4,02,334
Transvaal	73,637	70,643	63,175	1,40,122	1,12,831
Nyasaland Protectorate	10	..	21,188	5,323	5,719
Portuguese East Africa	77,36,987	74,40,367	62,16,281	71,94,111	53,46,145	10,54,262	10,66,005	44,124	7,001	52,043
Madagascar	78,706	42,033	32,004	57,315	1,05,097	10,922	48	414
Réunion	17,702	49,958	26,299	23,936	92,030
Kanibar and Pemba	1,17,82,529	99,90,795	81,81,880	74,96,076	59,09,473	44,163	72,088	42,137	23,815	25,726
Tanganyika Territory	55,10,560	46,50,305	56,91,659	54,17,937	53,40,923	665	6,866	1,200	1,080	3,295
Mauritius and Dependencies (including Seychelles)	2,31,52,466	71,51,542	16,59,571	26,25,600	13,90,411	90,11,823	14,40,773	10,99,273	11,27,117	3,43,064
Seychelles*	6,83,813	8,34,914	9,53,808
Kenya Colony	4,83,97,962	4,35,29,239	2,94,04,581	2,90,58,173	3,05,55,444	1,01,217	1,90,639	94,884	1,01,485	4,14,189
Uganda Protectorate	702	837	1,43,253	2,31,143	2,90,801
Italian East Africa (Eritrea and Somaliland)	11,89,677	10,23,025	8,70,323	12,47,563	31,90,113	79,469	4,44,876	2,12,168	3,42,390	11,27,110
Somaliland Protectorate	86,293	34,736	1,46,987	43,499	1,74,015	..	9,775	35,857	39,450	1,95,467
French Somaliland	23,744	2,29,705	3,66,502	5,46,221	17,96,343	..	1,370	..	30,314	1,14,237
Algeria	27	..
Abysinia	530	135	946	1,305
Anglo-Egyptian Sudan	32,58,887	19,31,307	25,57,366	25,66,541	19,67,147
TOTAL	12,59,31,340	9,11,33,503	6,82,76,053	7,08,13,422	6,88,36,732	3,44,87,113	1,42,36,674	31,14,073	71,31,033	39,20,730
AMERICA—										
Canada	49,15,368	41,37,636	49,98,539	70,56,624	1,23,33,504	6,27,156	16,04,206	29,93,862	37,34,966	55,99,535
United States of America	6,33,20,104	6,77,04,049	8,13,08,325	11,00,57,192	3,52,57,743	3,04,85,593	3,37,66,004	3,58,12,537	3,24,33,117	3,63,06,349
West Indies	2,13,273	51,266	10,472	34,943	2,91,502	..	6,507	6,751	10,009	17,608
South America	4,975	4,219	1,021	15,037	36,241	1,091	..	5,140
Argentine Republic (including the Atlantic Coast of Patagonia)	73,352	81,000	..	1,530	9,16,153	1,073	..	1,243
Other countries	2,709	300
TOTAL	6,85,23,867	7,19,23,170	8,63,16,707	11,71,65,326	9,33,35,443	3,11,12,749	4,03,76,717	3,83,14,369	3,72,78,092	4,13,89,375
AUSTRALIA AND OCEANIA—										
Australian Commonwealth (including New Zealand and Fiji Islands)	34,87,221	79,08,643	49,00,937	1,03,03,509	1,91,23,393	47,415	1,61,851	1,07,613	41,657	1,50,43,455
Hawaii	19,345	32,539	8,645	18,850	..	1,544	3,275
TOTAL	34,87,221	79,27,988	49,33,476	1,03,12,154	1,91,42,243	47,415	1,63,395	1,09,888	41,657	1,50,43,455
GRAND TOTAL	195,98,72,619	131,30,54,621	147,46,34,536	153,56,33,336	167,35,90,320	35,02,41,321	62,39,05,641	54,43,66,569	54,99,05,307	60,54,33,693

* Shown separately from 1926-27.

ABSTRACT TABLES
TRADE OF EACH PROVINCE
WITH EACH COUNTRY

No. 10—concluded

VALUE of the TOTAL TRADE (IMPORTS, EXPORTS and RE-EXPORTS) in PRIVATE MERCHANDISE
only of each PROVINCE with each COUNTRY, in each Official Year from 1924-25 to 1928-29—concluded

COUNTRIES	MADRAS					BURMA				
	1924-25	1925-26	1926-27	1927-28	1928-29	1924-25	1925-26	1926-27	1927-28	1928-29
	R	R	R	R	R	R	R	R	R	R
AFRICA AND ADJACENT ISLANDS—										
Egypt	13,03,990	6,70,052	2,96,701	8,83,319	4,81,508	1,71,53,704	1,32,25,476	2,04,32,165	44,06,660	75,45,275
Frioli	2,205
Tunis	32,028
Algeria	2,700	9,802	2,500	3
Morocco	18,750	3,750	29,812
West Africa	9,450	2,176	1,67,143	..	122	2	9,090	..
Cape of Good Hope	42,500	93,729	53,256	1,36,329	1,19,695	27,40,172	30,84,311	25,74,521	27,38,444	17,13,510
Natal	6,21,552	3,93,525	11,62,343	21,26,279	29,08,718	24,31,894	32,91,134	19,21,931	20,14,105	24,62,614
Transvaal	978	16
Rhodesia	58	20
Portuguese East Africa	15,709	6,937	20,532	15,261	47,905	21,61,032	29,66,059	30,02,930	29,31,334	16,48,452
Madagascar	820	..	3	1,939	790
Réunion	1,46,521
Kenya Colony (including Zanzibar and Pemba)	1,32,264	80,622	1,29,649	1,68,247	1,93,171	17,50,709	37,36,698	36,44,260	36,55,948	24,32,180
Mauritius and Dependencies (including Seychelles)	3,54,303	4,54,180	1,76,566	1,43,618	1,39,384	14,65,357	55,25,936	52,63,242	73,03,937	51,43,552
Tanganyika Territory	9,456	73,608
Uganda Protectorate	760	13
Italian East Africa (Eritrea and Somaliland)	2,65,551	1,66,031	..	3,38,008	85,600
East Africa (other ports)	1,781	766
Other countries)	1,600	5,356
TOTAL	25,67,936	22,03,031	18,69,950	34,06,419	40,95,348	2,80,59,905	3,22,15,995	3,63,94,051	2,43,02,616	2,10,31,573
AMERICA										
Canada)	11,63,097	17,79,272	33,99,343	35,08,355	26,83,033	9,94,451	19,78,039	29,41,737	27,46,536	31,74,803
Newfoundland and Coast of Labrador	730	20,400
United States of America	3,32,44,632	3,95,63,975	4,00,61,523	3,89,98,236	5,12,77,412	1,53,87,595	2,00,33,498	2,08,54,336	2,39,72,036	2,51,33,748
British West India Islands	980	650	..	22,05,257	22,13,292	27,75,568	21,02,833	20,53,559
British Guiana	496
Brazil	2,450	4,000	2,149	4,770	4,384	2	32,70,923	2
Argentine Republic (including the Atlantic Coast of Patagonia)	94,641	99,443	70,236	1,23,367	1,59,316	12,14,390	6,23,618	8,45,902	3,25,762	13,20,970
West Indies	6,948	..	15,27,940	2,376	1,73,35,056	1,20,16,619	1,33,31,077	1,48,79,606	1,01,62,013
Venezuela	3
Chile (including the Pacific Coast of Patagonia)	1,97,349	3,43,936	4,05,963	6,19,568	3,64,743	7,78,090	7,97,721	2,38,375
Mexico	1,140	600	16,050	15,300	91,000	1,27,400	1,04,739
Guatemala	22
Colombia)	15,402	46,949	..	2,22,610	2,71,406
Ecuador)
South America)
Uruguay	73,703	14,935	88,938	39,132	1,922
Peru	5,500
Other countries)	3,500	5,000	5,000	2	..
TOTAL	3,45,08,290	4,14,59,778	4,37,26,190	4,45,35,630	5,55,77,334	3,73,75,459	4,05,65,876	4,67,05,260	4,52,13,933	4,24,72,041
AUSTRALIA AND OCEANIA—										
Australian Commonwealth (including New Zealand and Fiji Islands)	31,79,663	37,11,299	46,15,270	28,23,147	22,46,034	61,39,037	71,31,335	34,63,336	45,20,644	28,64,676
Territory of Papua (Br. New Guinea)	2,13,731	9,25,364	6,29,509
Other Islands in the Pacific	821	..	93,035	2,96,930	265	73,533
TOTAL	31,79,663	37,11,299	46,15,270	28,23,147	22,46,905	61,39,037	72,29,720	39,75,147	54,46,773	35,67,773
GRAND TOTAL	60,09,83,325	62,86,00,900	59,26,17,294	68,83,93,038	74,18,24,033	64,10,56,077	71,50,02,376	68,11,81,152	67,64,67,207	54,75,21,791

ABSTRACT TABLES
BENGAL—BIHAR AND ORISSA—BOMBAY
TRADE AT EACH PORT

(30)

No. 11

VALUE of the TOTAL IMPORTS and EXPORTS of MERCHANDISE and TREASURE (exclusive of GOVERNMENT STORES and TREASURE), at each PORT in BRITISH INDIA, distinguishing INDIAN and FOREIGN MERCHANDISE EXPORTED, in each Official Year from 1924-25 to 1928-29

PORT	IMPORTS					EXPORTS				
	1924-25	1925-26	1926-27	1927-28	1928-29	1924-25	1925-26	1926-27	1927-28	1928-29
	₹	₹	₹	₹	₹	₹	₹	₹	₹	₹
BENGAL—										
CALCUTTA (Chief Port)—										
Merchandise	Indian	140,93,20,659	145,45,49,487	126,38,53,896	137,67,33,779	136,92,66,1
	Foreign	86,83,08,959	79,09,05,428	80,12,22,931	83,59,24,734	86,65,93,204	69,46,315	56,90,092	56,09,610	70,95,322
Total	86,83,08,959	79,09,05,428	80,12,22,931	83,59,24,734	86,65,93,204	141,63,26,974	146,02,39,579	126,89,68,606	138,36,34,601	137,52,30,2
Treasure	2,45,32,560	3,73,72,845	5,85,96,931	3,89,93,399	4,76,07,328	1,48,987	42,325	1,417	2,77,000	1,58,33
TOTAL	89,28,36,519	82,82,78,273	85,98,19,864	87,49,18,133	91,42,00,532	141,64,75,961	146,02,31,904	126,89,64,923	138,41,11,601	137,53,88,51
CHITTAGONG—										
Merchandise	Indian	9,49,90,927	7,31,77,808	7,74,45,479	8,70,03,308	7,38,64,071
	Foreign	1,06,15,354	1,00,30,125	1,64,81,542	2,31,65,836	2,34,95,530	67,769	40,419	42,985	26,988
TOTAL	1,06,15,354	1,00,30,125	1,64,81,542	2,31,65,836	2,34,95,530	9,50,58,696	7,32,18,227	7,74,88,464	8,70,30,296	7,39,00,02
TOTAL OF ALL SUBORDINATE PORTS—										
Merchandise	Indian	9,49,90,927	7,31,77,808	7,74,45,479	8,70,03,308	7,38,64,078
	Foreign	1,06,15,354	1,00,30,125	1,64,81,542	2,31,65,836	2,34,95,530	67,769	40,419	42,985	35,945
TOTAL	1,06,15,354	1,00,30,125	1,64,81,542	2,31,65,836	2,34,95,530	9,50,58,696	7,32,18,227	7,74,88,464	8,70,30,296	7,39,00,023
TOTAL OF ALL PORTS IN BENGAL—										
Merchandise	Indian	150,43,71,586	152,77,27,295	134,07,99,378	146,37,43,087	144,31,32,596
	Foreign	87,89,19,813	80,09,35,553	81,77,04,475	86,40,90,570	89,00,88,734	70,14,084	57,30,511	56,52,596	71,22,810
Total	87,89,19,813	80,09,35,553	81,77,04,475	86,40,90,570	89,00,88,734	151,13,85,670	158,34,57,806	134,64,51,970	147,08,64,897	144,91,30,267
Treasure	2,45,32,560	3,73,72,845	5,85,96,931	3,89,93,399	4,76,07,328	1,48,987	42,325	1,417	2,77,000	1,58,339
TOTAL	90,34,52,373	83,83,08,398	87,62,01,406	90,30,83,969	93,76,96,062	151,15,34,657	158,35,00,131	134,64,53,387	147,11,41,897	144,92,88,606
BIHAR AND ORISSA—										
BALASORE (Chief Port)—										
Merchandise	Indian	75,696	..	59,759	..	27,550
	Foreign
TOTAL	75,696	..	59,759	..	27,550
PUR—										
Merchandise	Indian	6,408
	Foreign
TOTAL	6,408	
TOTAL OF ALL SUBORDINATE PORTS—										
Merchandise	Indian	6,408
	Foreign
TOTAL	6,408	
TOTAL OF ALL PORTS IN BIHAR AND ORISSA—										
Merchandise	Indian	82,104	..	59,759	..	27,550
	Foreign
TOTAL	82,104	..	59,759	..	27,550
BOMBAY—										
BOMBAY (Chief Port)—										
Merchandise	Indian	98,60,52,738	94,73,70,559	65,21,61,110	60,23,69,055	78,69,84,019
	Foreign	87,37,89,045	78,93,13,987	76,85,18,040	86,3,6,138	84,11,73,697	9,90,94,022	7,57,85,191	5,37,44,582	6,93,85,784
Total	87,37,89,045	78,93,13,987	76,85,18,040	86,36,15,138	84,11,73,697	108,51,46,760	102,31,64,750	70,59,05,642	67,17,54,839	83,72,69,850
Treasure	95,05,10,759	61,00,98,965	34,98,07,254	27,35,00,893	24,44,56,447	4,30,75,836	3,19,58,177	1,50,46,405	2,41,19,381	2,57,10,915
TOTAL	182,42,99,804	139,94,12,952	111,83,25,294	114,21,16,031	108,56,30,144	112,82,22,596	105,51,23,527	72,09,52,047	69,58,74,170	86,29,80,765

ABSTRACT TABLES
BOMBAY—SIND
TRADE AT EACH PORT

No. 11—continued

VALUE of the TOTAL IMPORTS and EXPORTS of MERCHANDISE and TREASURE (exclusive of GOVERNMENT STORES and TREASURE), at each PORT in BRITISH INDIA, distinguishing INDIAN and FOREIGN MERCHANDISE EXPORTED, in each Official Year from 1924-25 to 1928-29—continued

PORT	IMPORTS					EXPORTS				
	1924-25	1925-26	1926-27	1927-28	1928-29	1924-25	1925-26	1926-27	1927-28	1928-29
	₹	₹	₹	₹	₹	₹	₹	₹	₹	₹
BOMBAY—continued										
BROACH—										
Merchandise	{ Indian	211	7,200
	{ Foreign.	8,84,693	5,28,992	2,24,066	2,43,305	1,36,878
	TOTAL	8,84,693	5,28,992	2,24,066	2,43,305	1,36,878	..	211	..	7,200
BULSAR—										
Merchandise	{ Indian
	{ Foreign.	15,102	16,002
	TOTAL	15,102	16,002
HONAVAR—										
Merchandise	{ Indian
	{ Foreign.	14,995	18,081	6,006	13,554	7,843
	TOTAL	14,995	18,081	6,006	13,554	7,843
KANWAR—										
Merchandise	{ Indian	14,834	827
	{ Foreign.	7,190	7,036	..	3,338	1,210
	TOTAL	7,190	7,036	..	3,338	1,210	14,834	827
MALWAN—										
Merchandise	{ Indian
	{ Foreign.	25,059	3,159	19,511
	TOTAL	25,059	3,159	19,511
VERGUR—										
Merchandise	{ Indian
	{ Foreign.	15,275
	TOTAL	15,275
BURAT—										
Merchandise	{ Indian
	{ Foreign.	..	4,500
	TOTAL	..	4,500
URAN—										
Merchandise	{ Indian	285	420	..	2,356
	{ Foreign.	4,553
	TOTAL	4,553	285	420	..	2,356
TOTAL OF ALL SUBORDINATE PORTS—										
Merchandise	{ Indian	14,834	1,823	420	..	9,586
	{ Foreign.	4,21,980	5,74,551	2,60,584	2,63,356	1,80,217
	TOTAL	4,21,980	5,74,551	2,60,584	2,63,356	1,80,217	14,834	1,823	420	9,586
TOTAL OF ALL PORTS IN BOMBAY—										
Merchandise	{ Indian	98,60,67,572	94,73,80,832	66,21,61,630	60,23,69,058	73,69,93,876
	{ Foreign.	87,42,11,025	78,98,88,548	76,87,78,624	86,38,78,494	84,13,53,914	9,90,94,022	7,57,85,191	5,37,44,532	6,93,85,784
	TOTAL	87,42,11,025	78,98,88,548	76,87,78,624	86,38,78,494	84,13,53,914	108,61,61,594	102,31,66,073	70,59,06,062	67,17,54,842
Treasure	..	95,05,10,759	51,00,98,965	34,98,07,254	27,85,00,893	24,44,56,447	4,80,75,836	3,19,59,777	1,50,46,405	2,41,19,331
	TOTAL	182,47,21,784	129,99,87,513	111,85,85,878	114,23,79,387	108,58,10,361	112,82,37,430	105,51,24,850	72,09,52,467	69,58,74,173
SIND—										
KARACHI (Chief Port)—										
Merchandise	{ Indian	52,27,54,939	34,93,77,147	24,76,29,663	27,18,67,431	27,24,63,187
	{ Foreign.	30,33,62,093	25,53,84,262	23,04,67,511	26,40,89,840	31,52,52,312	2,41,24,517	1,86,43,960	1,67,69,395	1,39,48,036
	TOTAL	30,33,62,093	25,53,84,262	23,04,67,511	26,40,89,840	31,52,52,312	54,68,79,456	36,80,21,107	26,48,99,058	28,58,15,467
Treasure	..	59,86,839	37,71,560	18,29,777	15,07,255	22,47,759	16,95,736	14,95,150	10,17,603	13,55,450
	TOTAL	30,93,48,932	25,91,55,822	23,22,97,288	26,55,97,095	31,75,00,071	54,85,75,192	36,95,16,257	26,54,16,661	28,71,70,917
SUBORDINATE PORTS—										
Merchandise	{ Indian	272	272
	{ Foreign.
	TOTAL	272	272
TOTAL OF ALL PORTS IN SIND—										
Merchandise	{ Indian	52,27,55,211	34,93,77,419	24,76,29,663	27,18,67,431	27,24,63,187
	{ Foreign.	30,33,62,093	25,53,84,262	23,04,67,511	26,40,89,840	31,52,52,312	2,41,24,517	1,86,43,960	1,67,69,395	1,39,48,036
	TOTAL	30,33,62,093	25,53,84,262	23,04,67,511	26,40,89,840	31,52,52,312	54,69,79,728	36,80,21,379	26,48,99,058	28,58,15,467
Treasure	..	59,86,839	37,71,560	18,29,777	15,07,255	22,47,759	16,95,736	14,95,150	10,17,603	13,55,450
	TOTAL	30,93,48,932	25,91,55,822	23,22,97,288	26,55,97,095	31,75,00,071	54,85,75,464	36,95,16,529	26,54,16,661	28,71,70,917

ABSTRACT TABLES

MADRAS

TRADE AT EACH PORT

No. 11—continued

VALUE of the TOTAL IMPORTS and EXPORTS of MERCHANDISE and TREASURE (exclusive of GOVERNMENT STORES and TREASURE), at each PORT in BRITISH INDIA, distinguishing INDIAN and FOREIGN MERCHANDISE EXPORTED, in each Official Year from 1924-25 to 1928-29—continued

PORT	IMPORTS					EXPORTS				
	1924-25	1925-26	1926-27	1927-28	1928-29	1924-25	1925-26	1926-27	1927-28	1928-29
	₹	₹	₹	₹	₹	₹	₹	₹	₹	₹
MADRAS—										
Fort St. George (Chief Port)—										
Merchandise	Indian	16,02,03,404	16,96,33,487	15,62,46,181	19,07,14,652	21,36,68,753
	Foreign	16,27,41,107	15,47,24,527	17,30,33,043	18,62,65,849	20,76,05,371	21,60,901	15,03,345	16,09,634	20,96,498
Total	16,27,41,107	15,47,24,527	17,30,33,042	18,62,65,849	20,76,05,371	16,23,73,305	17,11,36,832	15,78,57,815	19,23,11,150	22,04,30,504
Treasure	..	77,08,923	17,22,242	2,15,40,600	7,48,70,723	1,37,394	3,01,387	1,68,636	47,593	3,81,933
TOTAL	17,05,40,030	15,54,91,196	17,54,05,284	20,78,06,518	23,23,85,094	16,25,10,699	17,14,38,719	15,78,26,451	19,23,58,743	22,08,62,437
GOPALPUR—										
Merchandise	Indian
	Foreign	458	1,137	3,691
TOTAL	458	1,137	3,691
COLVGAPATAN—										
Merchandise	Indian
	Foreign	..	1,730
TOTAL	..	1,730
BHILIPATAN—										
Merchandise	Indian	23,21,972	41,07,660	27,56,313	29,35,631	34,19,743
	Foreign	..	1,186	1,285	..	333	33	..
TOTAL	..	1,186	1,285	..	333	23,21,972	41,07,660	27,56,313	29,35,764	34,19,743
VIZAGAPATAN—										
Merchandise	Indian	1,63,94,416	1,09,29,331	48,32,740	50,13,364	92,93,560
	Foreign	77,311	37,578	11,901	19,650	35,333	878
TOTAL	77,311	37,578	11,901	19,650	35,333	1,63,95,294	1,09,29,331	48,32,740	50,13,364	92,93,560
COCHIN—										
Merchandise	Indian	2,78,64,663	2,97,01,374	2,84,91,003	2,79,75,925	3,00,22,491
	Foreign	21,00,423	13,31,623	23,37,495	27,63,493	23,18,275	4,172	1,674	150	1,713
TOTAL	21,00,423	13,31,623	23,37,495	27,63,493	23,18,275	2,16,68,855	2,97,03,048	2,84,91,153	2,79,75,636	3,00,22,491
MASULIPATAN—										
Merchandise	Indian	2,43,312	2,00,687	3,04,429	7,45,325	5,68,330
	Foreign	10,742	15,299	12,029	12,147	22,795
TOTAL	10,742	15,299	12,029	12,147	22,795	2,43,312	2,00,687	3,04,429	7,45,325	5,68,330
CUDDALORE—										
Merchandise	Indian	1,78,85,979	1,30,44,293	89,63,713	1,50,50,141	1,25,21,232
	Foreign	5,85,537	3,51,332	13,79,669	19,63,915	20,99,868	3,110	7,633	5,139	660
TOTAL	5,85,537	3,51,332	13,79,669	19,63,915	20,99,868	1,78,94,089	1,30,51,976	89,68,852	1,50,50,301	1,25,21,892

No. 11—continued

TRADE AT EACH PORT

VALUE of the TOTAL IMPORTS and EXPORTS of MERCHANDISE and TREASURE (exclusive of GOVERNMENT STORES and TREASURE), at each PORT in BRITISH INDIA, distinguishing INDIAN and FOREIGN MERCHANDISE EXPORTED, in each Official Year from 1924-25 to 1928-29—continued

PORT	IMPORTS					EXPORTS				
	1924-25	1925-26	1926-27	1927-28	1928-29	1924-25	1925-26	1926-27	1927-28	1928-29
	₹	₹	₹	₹	₹	₹	₹	₹	₹	₹
MADRAS—continued										
POORU NOVO—										
Merchandise .	{ Indian	59,20,650	83,82,098	54,88,250	57,11,174	27,58,708
	{ Foreign.	6,02,400	12,21,859	7,05,076	8,17,370	7,09,156	4,500	..	180	270
Total .	6,02,400	12,21,859	7,05,076	8,17,370	7,09,156	59,25,150	83,82,098	54,88,430	57,11,444	27,59,048
TIRUMULAVANSAL—										
Merchandise .	{ Indian	3,305	5,431	7,320	18,811	1,29,057
	{ Foreign.	10,540	10,870	7,092	8,740	12,395	805	365	200	160
TOTAL .	10,540	10,870	7,092	8,740	12,395	4,110	5,796	7,520	18,461	1,29,207
NEGAPATAN—										
Merchandise .	{ Indian	1,34,68,593	1,56,46,497	1,65,90,129	1,88,29,761	1,75,37,030
	{ Foreign.	13,52,813	13,27,723	15,04,098	21,39,685	16,61,610	6,515	14,573	7,962	8,498
Total .	13,52,813	13,27,723	15,04,098	21,39,685	16,61,610	1,34,75,108	1,56,61,070	1,65,98,091	1,88,38,259	1,75,57,557
Treasure .	..	50,009
TOTAL .	13,52,813	13,77,732	15,04,098	21,39,685	16,61,610	1,34,75,108	1,56,61,070	1,65,98,091	1,88,38,259	1,75,57,557
VILANGANNI—										
Merchandise .	{ Indian	50,140	18,435	73,749	64,830	37,497
	{ Foreign.	7,132	573	35	3,010	1,182	400	100	..	75
TOTAL .	7,132	573	35	3,010	1,182	50,540	18,435	73,849	64,830	37,572
TOPPOTURAI—										
Merchandise .	{ Indian	1,34,920	28,662	1,56,346	2,65,561	1,66,115
	{ Foreign.	6,389	1,165	3,153	10,299	5,039	200	..
TOTAL .	6,389	1,165	3,153	10,299	5,039	1,34,920	28,662	1,56,346	2,65,761	1,66,115
POINT CALMERE—										
Merchandise .	{ Indian	3,080	..
	{ Foreign.	160
TOTAL .	160	3,080	..
ADRAMPATAN—										
Merchandise .	{ Indian	6,73,493	6,94,765	8,22,461	9,70,743	12,49,991
	{ Foreign.	56,086	27,808	21,577	15,731	18,422	..	1,302	1,656	..
Total .	56,086	27,808	21,577	15,731	18,422	6,73,493	6,94,765	8,24,263	9,72,399	12,49,991
KARIKAL—										
Merchandise .	{ Indian	8,10,441	3,37,398	8,24,390	8,21,680	3,78,929
	{ Foreign.
TOTAL	8,10,441	3,37,398	8,24,390	8,21,680	3,78,929

MADRAS

TRADE AT EACH PORT

No. 11—continued

VALUE of the TOTAL IMPORTS and EXPORTS of MERCHANDISE and TREASURE (exclusive of GOVERNMENT STORES and TREASURE), at each PORT in BRITISH INDIA, distinguishing INDIAN and FOREIGN MERCHANDISE EXPORTED, in each Official Year from 1924-25 to 1928-29—continued

PORT	IMPORTS					EXPORTS					
	1924-25	1925-26	1926-27	1927-28	1928-29	1924-25	1925-26	1926-27	1927-28	1928-29	
	₹	₹	₹	₹	₹	₹	₹	₹	₹	₹	
MADRAS—continued											
ANNAPATANAM—											
Merchandise	{	Indian	6,004	2,835	2,430	1,800	930
		Foreign.	7,805	369	9,477	8,047	3,964
TOTAL			7,805	369	9,477	8,047	3,964	6,004	2,835	2,430	1,800
TONDY—											
Merchandise	{	Indian	14,835	45,867	..
		Foreign	29,252	28,984	20,141	15,670	28,740
Total			29,252	28,984	20,141	15,670	28,740	14,835	45,867
PAMBAN—											
Merchandise	{	Indian	16,362	13,483	15,892	30,250	2,100
		Foreign.	2,380	3,580	1,041	7,373	1,874	83,886	1,553	1,215	2,862
TOTAL			2,380	3,580	1,041	7,373	1,874	1,00,248	15,036	17,097	33,112
DHANUSHKODI—											
Merchandise	{	Indian	2,03,91,522	2,25,91,349	2,67,15,578	3,09,06,124	2,73,66,669
		Foreign.	54,18,613	54,90,327	65,10,365	74,01,845	78,23,275	15,19,057	16,36,811	14,55,626	16,58,501
Total			54,18,613	54,90,327	65,10,365	74,01,845	78,23,275	2,19,10,579	2,42,28,160	2,81,71,204	3,25,64,625
Treasure			1,953	7,539	28,007	27,86,934	22,43,628	78,339	17,716	12,10,324	44,408
TOTAL			54,20,566	54,97,866	65,38,372	1,01,88,779	95,71,903	2,19,88,918	2,42,45,876	2,93,81,528	3,26,09,031
KILAKARAI—											
Merchandise	{	Indian	29,548	26,600	19,496	15,532	7,777
		Foreign.	18,530	9,730	4,360	5,352	3,805
TOTAL			18,530	9,730	4,360	5,352	3,805	29,548	26,600	19,496	15,532
FUTICOORIN—											
Merchandise	{	Indian	7,01,31,171	7,30,81,285	4,39,35,302	3,79,45,246	4,22,69,341
		Foreign.	1,51,49,572	1,21,57,333	1,31,14,586	1,06,00,890	1,93,92,837	52,446	37,585	34,236	34,014
Total			1,51,49,572	1,21,57,333	1,31,14,586	1,06,00,890	1,93,92,837	7,01,83,617	7,31,18,870	4,39,69,588	3,79,80,160
Treasure			25,00,000	..	40,00,000	..	20,00,000	..
TOTAL			1,51,49,572	1,21,57,333	1,31,14,586	2,21,00,890	1,93,92,837	7,41,83,617	7,31,18,870	4,59,69,588	3,79,80,160
KAYAPATTANAM—											
Merchandise	{	Indian	5,305	6,892	2,685	7,541	6,53
		Foreign.	11,229	12,586	9,765	11,209	3,891
TOTAL			11,229	12,586	9,765	11,209	3,891	5,305	6,892	2,685	7,541

No. 11—continued

VALUE of the TOTAL IMPORTS and EXPORTS of MERCHANDISE and TREASURE (exclusive of GOVERNMENT STORES and TREASURE), at each PORT in BRITISH INDIA, distinguishing INDIAN and FOREIGN MERCHANDISE EXPORTED, in each Official Year from 1924-25 to 1928-29—continued

PORT	IMPORTS					EXPORTS				
	1924-25	1925-26	1926-27	1927-28	1928-29	1924-25	1925-26	1926-27	1927-28	1928-29
	₹	₹	₹	₹	₹	₹	₹	₹	₹	₹
MADRAS—continued										
KORAMANGALAM—										
Merchandise	{ Indian	2,40,843	2,28,488	1,07,598	1,02,025	2,08,945
	{ Foreign.	67,854	54,003	50,554	55,701	63,586	..	12	50	..
TOTAL		67,854	54,003	50,554	55,701	63,586	2,49,343	2,23,600	1,07,648	1,92,925
COCHIN—										
Merchandise	{ Indian	2,68,28,954	3,39,14,401	3,20,54,450	3,61,20,442	3,87,44,592
	{ Foreign.	76,67,076	71,39,223	80,88,934	1,57,40,158	2,11,53,435	1,902	14,883	5,212	75
TOTAL		76,67,076	71,39,223	80,88,934	1,57,49,158	2,11,53,435	2,68,80,946	3,39,29,324	3,26,59,652	3,61,20,517
PONDICHERRY—										
Merchandise	{ Indian	6,21,483	72,904	98,909	1,19,708	75,120
	{ Foreign.	..	3,750	..	30,798
TOTAL		..	3,750	..	30,798	..	6,21,483	72,904	98,909	1,19,708
MADRAS—continued										
MADRAS—continued										
Merchandise	{ Indian	2,18,07,382	3,21,09,206	2,99,70,541	3,54,47,604	2,70,07,647
	{ Foreign.	83,42,023	86,93,903	89,65,469	70,39,522	1,12,44,068	861	10,373	5,125	5,230
TOTAL		83,42,023	86,93,903	89,65,469	70,39,522	1,12,44,068	2,18,08,243	3,21,19,669	2,99,75,666	3,54,52,834
MADRAS—continued										
MADRAS—continued										
Merchandise	{ Indian	2,79,755	2,70,096	6,77,036	5,10,668	48,243
	{ Foreign.	..	14,423	20,800	34,045	16,152
TOTAL		..	14,423	20,800	34,045	16,152	2,79,755	2,70,096	6,77,036	5,10,668
MADRAS—continued										
MADRAS—continued										
Merchandise	{ Indian	63,58,557	76,00,635	53,55,670	1,08,10,959	47,57,066
	{ Foreign.	3,82,158	2,15,042	4,35,322	8,71,548	7,28,298	600
TOTAL		3,82,158	2,15,042	4,35,322	8,71,548	7,28,298	63,59,157	76,00,635	53,55,670	1,08,10,959
MADRAS—continued										
MADRAS—continued										
Merchandise	{ Indian	3,04,064	3,98,663	2,68,535	4,95,910	1,92,566
	{ Foreign.	45,816	72,748	57,891	2,10,222	3,31,846
TOTAL		45,816	72,748	57,891	2,10,222	3,31,846	3,04,064	3,98,663	2,68,535	4,95,910
MADRAS—continued										
MADRAS—continued										
Merchandise	{ Indian	1,54,01,023	1,37,42,792	1,15,40,219	1,80,86,259	1,08,03,757
	{ Foreign.	6,24,491	5,02,988	5,68,635	5,64,594	7,27,275	16,100	1,210	430	1,390
TOTAL		6,24,491	5,02,988	5,68,635	5,64,594	7,27,275	1,54,17,123	1,37,44,002	1,15,49,649	1,80,88,259
MADRAS—continued										
MADRAS—continued										
Merchandise	{ Indian	2,525	96,728	61,527	78,524	1,12,575
	{ Foreign.	17	3,878	883	14,412	3,766
TOTAL		17	3,878	883	14,412	3,766	2,525	96,728	61,527	78,524
MADRAS—continued										
MADRAS—continued										
Merchandise	{ Indian	13,100	12,742	300
	{ Foreign.	2,763	8,226	9,366	9,454	3,276
TOTAL		2,763	8,226	9,366	9,454	3,276	13,100	12,742	300	..
MADRAS—continued										
MADRAS—continued										
Merchandise	{ Indian	98,796	12,970	27,394
	{ Foreign.
TOTAL		98,796	12,970	27,394

MADRAS—BURMA

TRADE AT EACH PORT

No. 11—continued

VALUE of the TOTAL IMPORTS and EXPORTS of MERCHANDISE and TREASURE (exclusive of GOVERNMENT STORES and TREASURE), at each PORT in BRITISH INDIA, distinguishing INDIAN and FOREIGN MERCHANDISE EXPORTED, in each Official Year from 1924-25 to 1928-29—continued

PORT	IMPORTS					EXPORTS				
	1924-25	1925-26	1926-27	1927-28	1928-29	1924-25	1925-26	1926-27	1927-28	1928-29
	₹	₹	₹	₹	₹	₹	₹	₹	₹	₹
MADRAS—concluded										
TOTAL OF ALL SUBORDINATE PORTS—										
Merchandise	Indian	24,25,84,721	20,72,74,470	22,08,55,411	24,82,21,208	24,42,81,4
	Foreign.	2,75,00,823	3,37,38,399	3,89,00,499	5,93,85,022	6,84,24,632	17,00,322	17,26,672	15,17,527	17,14,862
	Total	3,75,00,823	3,37,38,399	3,89,00,499	5,93,85,022	6,84,24,632	24,42,85,043	26,00,01,142	22,23,75,938	24,99,84,065
Treasure	..	1,953	57,543	28,007	52,86,934	22,43,628	40,78,839	17,716	32,10,324	44,406
	TOTAL	2,75,02,776	3,37,95,947	3,89,28,506	6,46,71,956	7,06,68,260	24,83,18,382	26,00,18,858	22,55,86,262	24,99,80,471
TOTAL OF ALL PORTS IN MADRAS—										
Merchandise	Indian.	40,27,38,125	43,69,07,957	37,71,06,592	43,89,35,855	46,29,50,41
	Foreign.	20,08,29,977	18,84,62,926	21,25,83,541	24,56,50,871	27,59,30,003	38,70,223	32,30,017	29,27,161	33,11,360
	Total	20,08,29,977	18,84,62,926	21,25,83,541	24,56,50,871	27,59,30,003	40,66,08,348	44,01,37,974	38,00,33,753	44,27,47,215
Treasure	..	78,00,876	8,24,219	17,50,249	2,68,27,803	7,71,23,351	42,15,783	3,10,603	83,78,980	91,999
	TOTAL	20,81,30,853	18,92,87,145	21,43,33,790	27,24,78,474	35,30,53,354	41,08,24,031	44,04,57,577	38,84,12,713	44,28,39,214
BURMA—										
RANGOON (Chief Port)—										
Merchandise	Indian.	34,69,63,542	40,29,31,749	32,54,27,303	34,68,86,486	28,13,04,972
	Foreign.	20,76,86,655	22,50,75,491	23,17,53,041	25,30,65,301	30,72,70,250	9,75,746	14,58,442	9,95,233	10,96,752
	Total	20,76,86,655	22,50,75,491	23,17,53,041	25,30,65,301	30,72,70,250	34,79,39,288	40,48,90,191	32,54,22,526	34,79,88,188
Treasure	..	29,48,373	19,63,832	11,61,668	33,34,318	15,05,957	..	13,52,213	5,90,894	4,05,909
	TOTAL	21,06,35,028	22,70,39,323	23,29,14,709	26,03,96,619	30,87,76,207	34,79,39,288	40,57,42,404	32,70,13,420	34,88,89,097
YAG—										
Merchandise	Indian.	81,90,357	85,95,957	57,18,604	37,92,171	39,71,237
	Foreign.	2,24,121	2,69,778	3,08,780	3,29,706	2,40,976	3,000
	TOTAL	2,24,121	2,69,778	3,08,780	3,29,706	2,40,976	81,93,357	85,95,957	57,18,604	37,92,171
ASEKIB—										
Merchandise	Indian.	4,39,62,593	4,37,69,588	3,02,30,301	2,34,51,744	2,34,46,660
	Foreign.	9,318	4,747	60
	TOTAL	9,318	4,747	60	..	4,39,62,593	4,37,69,588	3,02,30,301	2,34,51,744	2,34,46,660
Kyaikpyu—										
Merchandise	Indian.
	Foreign.	812	845
	TOTAL	812	845
MEGHALAYA—										
Merchandise	Indian.	42,46,784	73,30,632	65,21,351	77,40,343	46,57,848
	Foreign.	6,20,281	4,07,951	4,88,950	7,64,675	5,62,191	64	125	3,190	11,621
	TOTAL	6,20,281	4,07,951	4,88,950	7,64,675	5,62,191	42,46,848	73,30,757	65,25,041	77,51,964

No. 11—concluded

TRADE AT EACH PORT

VALUE of the TOTAL IMPORTS and EXPORTS of MERCHANDISE and TREASURE (exclusive of GOVERNMENT STORES and TREASURE), at each PORT in BRITISH INDIA, distinguishing INDIAN and FOREIGN MERCHANDISE EXPORTED, in each Official Year from 1924-25 to 1928-29—concluded

PORT	IMPORTS					EXPORTS				
	1924-25	1925-26	1926-27	1927-28	1928-29	1924-25	1925-26	1926-27	1927-28	1928-29
	R	R	R	R	R	R	R	R	R	R
BURMA—continued										
MOGAMBAH—										
Merchandise	{ Indian	2,22,07,454	1,00,40,462	2,17,09,559	2,09,52,778	1,64,50,998
	{ Foreign.	5,86,869	5,23,956	6,08,092	6,88,191	3,74,914	6,056	30	621	754
TOTAL		5,86,869	5,23,956	6,08,092	6,88,191	3,74,914	2,22,13,510	1,69,40,492	2,17,10,180	2,09,53,527
TAVER—										
Merchandise	{ Indian	45,96,412	68,48,242	65,02,498	68,41,847	55,52,102
	{ Foreign.	2,06,125	2,48,606	3,58,792	3,27,587	18,61,007	1,700	..	781	600
TOTAL		2,06,125	2,48,606	3,58,792	3,27,587	18,61,007	45,98,112	68,48,242	65,08,229	68,42,447
VICTORIA POINT—										
Merchandise	{ Indian	4,80,046	5,61,017	4,91,249	4,55,684	3,23,127
	{ Foreign.	97,554	76,105	1,04,226	1,35,240	1,25,440	2,000	..	4,111	50
Total		97,554	76,105	1,04,226	1,35,240	1,25,440	4,82,046	5,61,017	4,95,360	4,55,674
TOTAL OF ALL SUBORDINATE PORTS—										
Merchandise	{ Indian	8,36,73,646	8,40,95,898	7,11,74,062	6,77,34,499	5,44,03,467
	{ Foreign.	17,44,268	15,31,143	18,64,721	26,91,194	31,64,528	12,820	155	8,653	13,025
Total		17,44,268	15,31,143	18,64,721	26,91,194	31,64,528	8,36,86,466	8,40,96,053	7,11,82,715	6,77,47,524
TOTAL OF ALL PORTS IN BURMA—										
Merchandise	{ Indian	48,06,37,188	48,70,27,647	39,66,01,365	41,46,30,935	37,57,08,489
	{ Foreign.	20,94,30,928	22,66,04,684	23,36,17,762	26,07,56,495	31,04,34,778	9,38,566	14,58,597	10,03,876	11,09,777
TOTAL		20,94,30,928	22,66,04,684	23,36,17,762	26,07,56,495	31,04,34,778	48,16,25,754	48,94,86,244	39,76,05,241	41,57,30,712
Treasure		29,48,378	19,63,682	11,61,668	28,31,318	15,05,957	..	13,52,313	5,00,894	4,05,909
TOTAL		21,23,79,298	22,85,70,466	23,47,79,430	26,30,87,813	31,19,40,735	48,16,25,754	48,98,38,497	39,81,06,135	41,61,36,621

TRADE AT CHIEF PORT
CALCUTTA

(38)

No. 12

PRINCIPAL IMPORTS into, and EXPORTS from, the CHIEF PORTS of each of the PROVINCES of BRITISH INDIA
in each Official Year from 1924-25 to 1928-29

IMPORTS

PRINCIPAL AND OTHER ARTICLES	QUANTITY					VALUE				
	1924-25	1925-26	1926-27	1927-28	1928-29	1924-25	1925-26	1926-27	1927-28	1928-29
						₹	₹	₹	₹	₹
BENGAL—										
CALCUTTA—										
Animals, living—										
Horses . . . No.	318	99	2,794	2,182	1,209	5,20,125	3,89,908	20,67,113	10,27,185	18,09,000
Other kinds . . . "	1,077	583	2,895	1,037	665	41,537	42,588	71,049	49,478	48,174
Total of Animals, living . . . "	1,395	682	5,689	3,219	1,874	5,61,662	4,32,491	21,38,162	19,76,663	14,47,174
Apparel (excluding hosiery and boots and shoes)—										
Apparel (including drapery, uniforms, and accoutrements) Value										
Gold and silver thread . . . "	—	—	—	—	—	1,41,233	75,938	1,13,792	2,18,155	1,34,011
Hats, caps, bonnets, and hatter's ware . . . "	—	—	—	—	—	4,98,766	4,28,416	5,19,777	4,68,018	5,94,611
Lametta . . . Lbs.	31,766	15,816	31,588	49,329	46,096	84,958	32,556	55,748	87,764	82,384
Second-hand clothing Value	—	—	—	—	—	6,28,455	10,71,808	10,42,965	4,76,325	4,07,724
Water-proofed clothing . . . "	—	—	—	—	—	8,890	49,038	16,924	12,445	45,524
Total of Apparel . . . "	—	—	—	—	—	22,56,425	28,49,994	32,14,252	22,16,933	25,54,154
Arms, ammunition, and military stores—										
Cartridge cases—										
Empty . . . No.	1,303,728	895,747	1,158,903	953,250	895,282	58,348	32,916	41,885	32,445	31,191
Filled (a) . . . "	3,789,671	3,299,585	4,483,463	5,643,601	—	2,97,436	2,52,129	3,09,286	3,72,904	—
Shot gun cartridges filled . . . "	—	—	—	—	1,747,377	—	—	—	—	1,24,511
Rifle and other cartridges filled . . . "	—	—	—	—	2,197,354	—	—	—	—	1,61,968
Explosives—										
Blasting fuse . . . { Lbs. 145 No. of coils 5,000	27,600	8,817	21,916	197,412	205,292	381	3,883	20,898	1,07,344	2,32,351
Blasting gelatine . . . Lbs.	35,000	35,500	10,000	25,050	40,050	31,263	30,086	8,062	21,483	34,327
Dynamite . . . "	322,250	355,000	253,000	255,000	259,000	2,39,066	2,53,746	1,83,621	1,83,241	1,87,296
Gelatine dynamite . . . "	248,625	172,000	174,000	240,000	231,000	1,91,478	1,24,974	1,26,645	1,74,892	1,69,405
Other Nitro-compound explosives . . . "	35,000	70,350	90,000	105,000	35,000	21,544	40,705	52,600	61,626	20,540
Detonators . . . No.	2,710,500	2,320,000	1,916,000	2,425,050	2,348,000	93,435	78,469	42,078	97,760	1,03,278
Others . . . Lbs.	165,341	92,595	68,000	219,025	75,075	68,705	45,470	29,220	95,734	40,852
Fire-arms, and parts thereof (a) . . . Value	—	—	—	—	—	7,78,632	6,43,782	7,75,866	6,10,690	—
Fire-arms . . . No.	—	—	—	—	5,980	—	—	—	—	4,07,595
Parts of fire-arms . . . Value	—	—	—	—	—	—	—	—	—	4,336
Gunpowder—										
Black . . . Lbs.	86,725	297,150	101,080	32,975	36,475	71,575	1,38,795	62,671	36,269	38,874
Smokeless . . . "	8,025	17,875	21,375	18,100	9,150	21,161	34,425	37,958	31,760	15,519
Others . . . "	27,100	100	850	1,725	23,400	24,582	140	1,642	2,243	12,474
Other sorts . . . Value	—	—	—	—	—	3,67,071	2,31,737	3,01,840	1,02,401	39,001
Total of Arms, etc. . . "	—	—	—	—	—	22,59,777	19,11,257	19,94,878	20,25,792	16,23,519
Art, works of, (other than pictures) . . . Value										
Asbestos—										
Manufactures—										
Asbestos packing . . . "	—	—	—	—	—	6,82,540	1,39,388	1,38,958	1,57,560	1,70,056
Other Manufactures . . . "	—	—	—	—	—	1,79,766	4,14,140	8,92,510	10,54,277	11,31,666
Belting for machinery—										
Of cotton . . . "	—	—	—	—	—	10,26,015	8,66,168	8,11,120	7,73,010	6,17,747
Of leather . . . "	—	—	—	—	—	9,07,099	8,73,325	8,59,077	11,33,522	12,06,116
Of other materials . . . "	—	—	—	—	—	11,96,245	11,28,377	12,42,284	11,94,488	12,78,999
Total of Belting, etc. . . "	—	—	—	—	—	31,29,359	28,68,070	29,12,481	31,01,020	30,97,862
Bobbins . . . "										
	—	—	—	—	—	16,28,125	15,15,568	13,11,456	12,43,868	13,49,809

(a) Separately recorded from 1928-29.

No. 12—continued
IMPORTS—continued

PRINCIPAL AND OTHER ARTICLES	QUANTITY					VALUE				
	1924-25	1925-26	1926-27	1927-28	1928-29	1924-25	1925-26	1926-27	1927-28	1928-29
<i>BENGAL—continued</i> <i>CALCUTTA—continued</i> Books, printed, and printed matter (not being station- ery), including maps and charts . Cwts.	9,492	10,648	11,209	11,068	12,997	34,29,077	23,88,078	24,81,068	25,87,530	28,47,260
Boots and Shoes— Of Canvas with rubber soles (a) . Pairs	—	—	—	—	721,948	—	—	—	—	12,45,431
„ leather	33,508	63,420	90,477	101,432	82,054	2,20,688	3,50,858	4,73,648	4,77,447	4,31,757
„ other materials	97,103	104,549	484,768	670,673	323,473	1,98,319	3,91,189	10,71,788	12,04,817	3,74,432
Total of Boots and Shoes	130,611	257,975	575,245	772,105	1,127,475	4,19,007	7,42,042	15,45,431	16,82,264	20,51,620
Bristles and fibre for Brushes and Brooms . Cwts.	242	432	149	125	237	11,651	19,943	8,317	11,442	17,584
Brushes and Brooms— Brushes— Paint and Varnish Brushes Doms.	6,103	11,065	17,792	18,417	15,200	56,611	77,212	1,20,568	1,14,493	1,00,639
Tollet Brushes	19,573	56,039	29,033	53,715	59,127	1,02,749	1,22,929	1,18,359	1,24,741	1,39,758
Other „	44,466	45,489	51,922	76,021	47,575	1,16,111	1,59,140	1,30,688	1,33,556	1,60,440
Brooms	261	342	776	1,120	574	2,304	4,219	6,413	7,278	7,874
Total of Brushes and Brooms	70,403	112,936	99,573	154,273	122,476	2,78,275	3,63,500	3,76,028	3,80,068	4,08,711
Building and En- gineering materials (other than of iron, steel, or wood)— Asphalt Tons	3,125	4,200	6,239	7,146	8,220	3,73,379	4,03,796	7,42,219	8,60,707	9,35,131
Bricks— Bricks, other than Fire bricks No.	90,398	289	63,301	20,797	44,178	40,392	323	59,393	9,353	31,643
Fire bricks	153,632	153,399	139,334	165,266	89,631	43,288	77,216	88,834	80,026	29,622
Cement— Portland Tons	34,078	24,036	20,034	22,833	24,372	20,23,322	12,94,956	9,95,880	11,39,244	11,56,637
Other kinds	218	427	84	262	350	56,026	80,386	48,308	97,554	96,419
Chalk and lime (excluding French Chalk) Cwts.	24,615	31,003	27,732	18,291	27,145	40,417	16,458	45,124	30,505	45,092
Clay	2,707	1,802	3,231	2,835	2,023	10,733	7,368	13,361	10,646	8,111
Tiles No.	1,452,106	2,083,008	1,800,795	1,717,507	1,614,315	5,71,964	7,09,391	5,14,374	4,90,931	3,66,147
Other kinds Cwts.	55,297	97,345	83,719	79,333	40,777	3,40,348	3,55,461	4,35,635	7,26,125	4,22,459
Total of Building, etc. Value.	—	—	—	—	—	38,16,374	35,65,355	29,42,628	34,45,591	30,91,302
Buttons of all sorts— Metal Value	—	—	—	—	—	99,765	1,00,100	89,011	1,57,577	1,79,370
Other sorts	—	—	—	—	—	7,22,457	7,77,691	3,76,051	6,01,305	7,14,860
Total of Buttons of all sorts	—	—	—	—	—	8,22,222	8,77,791	9,65,062	7,58,882	8,94,230
Candles of all kinds . Lbs.	77,934	80,722	82,233	1,31,532	103,922	29,484	37,493	37,244	60,155	41,143
Canes and Rattans . Cwts.	16,617	11,429	10,446	10,492	6,713	2,20,335	1,31,039	1,33,804	1,66,276	1,03,297

(a) Separately recorded from 1928-29.

TRADE AT CHIEF PORT
CALCUTTA

(40)

No. 12—continued
IMPORTS—continued

PRINCIPAL AND OTHER ARTICLES	QUANTITY					VALUE				
	1924-25	1925-26	1926-27	1927-28	1928-29	1924-25	1925-26	1926-27	1927-28	1928-29
BENGAL—continued										
CALCUTTA—continued										
Chemicals and chemical preparations (excluding chemical manures and medicines)—										
Acids—										
Acetic (pyroligneous) Cwts.	375	229	493	562	927	14,425	10,969	17,555	18,118	28,605
Carbolic	395	446	394	756	458	26,740	25,927	16,836	31,811	19,585
Citric	188	169	370	148	267	17,104	16,973	27,168	16,491	38,668
Sulphuric	153	71	69	85	62	13,089	3,690	8,545	2,712	1,889
Tartaric	207	394	216	93	635	18,292	29,455	16,245	8,587	47,901
Other sorts	511	588	1,077	595	2,187	25,385	38,082	37,394	25,345	62,612
Alum	5,854	6,140	7,059	4,407	3,424	45,980	38,704	41,784	27,795	21,861
Aluminous sulphates	44,953	41,148	52,918	44,817	47,354	3,03,288	1,39,581	1,99,965	1,60,410	1,67,308
Ammonia and salts thereof—										
Anhydrous	449	3.5	891	499	530	71,204	50,046	70,873	69,218	73,349
Others	6,999	10,891	12,173	12,679	14,125	3,26,469	2,66,764	2,70,049	2,93,672	2,98,204
Arsenic and its oxides	731	1,020	1,085	939	982	50,563	49,877	57,898	23,007	33,753
Bleaching materials—										
Bleaching powder (including chloride of lime)	30,045	28,760	31,991	43,832	55,461	3,02,018	2,76,126	3,26,310	4,01,789	3,14,546
Other sorts	--	--	--	45	--	--	--	--	770	--
Carbide of Calcium	25,425	28,508	23,741	40,536	31,499	4,31,193	4,03,469	4,72,959	6,29,923	4,96,971
Copperas	392	2,385	63	56	20	2,694	9,969	1,990	2,003	1,006
Copper sulphate	1,894	2,099	3,000	4,019	4,472	35,752	50,878	50,161	74,552	88,072
Disinfectants—										
Naphthalene	4,196	1,264	2,966	3,924	4,179	59,541	14,407	37,068	60,156	57,003
Others	7,212	5,836	5,664	9,470	9,733	2,23,183	1,73,226	1,92,308	2,42,081	2,87,165
Glycerine	1,363	2,160	2,506	1,870	2,813	1,17,543	1,22,620	1,78,910	1,19,262	1,32,364
Magnesium Compounds—										
Chloride	2,308	2,242	1,231	1,883	2,314	6,793	9,446	4,748	10,656	10,330
Sulphate	--	--	--	5,373	5,273	--	--	--	23,913	22,300
Others	1,120	2,196	3,836	801	3,968	12,773	27,937	24,376	18,312	26,522
Potassium compounds—										
Bichromate	247	749	1,130	1,195	1,290	8,896	22,169	33,320	33,022	37,257
Chlorate	4,460	8,333	12,436	8,927	12,026	89,336	1,86,144	2,70,935	1,64,841	3,15,737
Other sorts	1,064	2,082	1,243	4,236	5,207	1,14,416	1,52,110	1,17,797	1,85,774	3,23,376
Soda compounds—										
Bicarbonate of soda (sodium bicarbonate)	27,320	31,769	34,377	29,999	34,580	2,73,329	2,89,311	2,99,164	2,47,794	2,84,923
Bichromate of soda	2,715	1,044	1,444	1,269	1,486	35,965	21,570	30,549	29,252	34,965
Borax (including boracic acid)	3,623	4,123	4,896	8,010	9,893	30,692	30,222	79,647	1,21,784	1,28,959
Caustic Soda (Sodium Hydroxide)	30,486	51,104	53,989	61,369	61,878	4,15,042	5,49,556	5,75,256	6,63,243	6,89,214
Soda Sulphide	--	--	2,802	3,860	6,207	--	--	22,612	32,246	46,346
Sodium carbonate (Soda ash and soda crystals)	497,492	463,908	573,257	573,909	531,177	33,35,227	27,30,486	35,04,185	32,70,443	34,03,400
Sodium Silicate	19,318	11,407	16,070	16,339	23,274	1,94,001	94,734	1,23,932	1,23,623	1,81,741
Other sorts	3,155	3,947	3,631	2,697	4,470	31,361	73,633	44,592	46,027	62,325
Sulphur	163,855	207,704	228,994	299,349	194,306	7,01,668	9,17,170	10,50,025	13,24,492	10,06,921
Zinc compounds—										
Chloride	2,104	4,231	1,758	2,937	2,556	45,692	74,045	23,567	49,047	39,053
Others	6	--	100	--	--	314	--	1,498	--	--
Other sorts of chemicals Value	--	--	--	--	--	7,98,601	10,24,093	11,46,886	10,82,226	14,14,313
Total of Chemicals, etc.	--	--	--	--	--	80,78,779	79,78,554	93,77,477	96,44,702	1,00,79,098
China clay Cwts.	76,344	99,028	87,978	70,934	67,481	2,54,238	2,93,872	2,91,891	2,39,442	2,19,493
Chinese and Japanese ware (including lacquered ware, but excluding earthenware and porcelain) Value	--	--	--	--	--	4,830	3,136	6,353	8,756	3,917
Clocks and Watches and parts thereof—										
Clocks and time-pieces No.	82,883	74,845	1,01,638	97,915	112,031	3,74,070	3,74,279	4,02,356	4,37,209	4,77,004
Watches	9,794	26,946	45,326	38,956	44,246	40,958	1,33,763	1,61,634	1,20,317	1,95,952
Parts of clocks and watches Value	--	--	--	--	--	16,666	14,844	25,512	21,375	30,002
Total of Clocks and Watches, etc.	--	--	--	--	--	4,31,694	5,22,891	5,89,502	5,79,301	7,03,438

No. 12—continued
IMPORTS—continued

PRINCIPAL AND OTHER ARTICLES	QUANTITY					VALUE				
	1924-25	1925-26	1926-27	1927-28	1928-29	1924-25	1925-26	1926-27	1927-28	1928-29
BENGAL—continued										
CALCUTTA—continued										
Coal and coke—						R	R	R	R	R
Coal . . . Tons	1,850	3,123	5,253	7,317	3,468	40,970	41,248	83,162	92,887	31,081
Coke . . . "	112	47	6,721	2,225
Total of Coal and Coke ..	1,962	3,123	5,253	7,317	3,515	47,691	41,248	83,162	92,887	33,306
Coffee other than roasted or ground . . . Cwts.	1,181	757	861	1,161	859	83,236	53,317	73,614	99,398	75,630
Coir—										
Unmanufactured . . . Tons	217	295	624	273	292	41,170	50,301	41,949	43,859	43,397
Manufactured (excluding rope and belting) . . . "	30	52	37	6,526	12,853	8,507	134	310
Total of Coir . . . "	247	347	661	273	292	47,696	63,154	50,456	43,993	43,707
Coral . . . Lbs.	1,890	3,161	1,797	2,872	2,037	8,098	25,109	11,109	40,272	77,492
Cordage and Rope of vegetable fibre, (excluding jute and cotton) . . . Cwts.	2,112	2,298	3,506	4,184	5,283	98,008	1,28,404	1,81,187	2,13,385	2,30,716
Cork manufactures . . . "	1,058	1,210	1,523	1,386	1,518	1,35,505	1,44,471	1,87,180	1,43,089	1,71,724
Cutlery—										
Pruning knives . . . Value	—	—	—	—	—	1,69,070	1,59,320	1,43,924	1,35,697	1,53,378
Other kinds . . . "	—	—	—	—	—	11,36,657	9,35,293	13,79,471	11,92,305	10,73,571
Total of Cutlery . . . "	—	—	—	—	—	13,05,627	10,94,618	15,23,395	13,27,002	12,26,949
Drugs and Medicines (excluding chemicals and Narcotics)—										
Camphor . . . Lbs.	261,319	170,275	197,928	206,503	2,36,311	5,62,169	3,23,516	3,52,399	3,74,925	3,90,759
Cassia lignea (a) . . . Cwts.	19,580	18,069	29,702	—	—	4,15,890	3,36,537	6,66,208	—	—
Preparations of Opium and Morphia . . . Value	—	—	—	—	—	43,493	29,293
Proprietary and patent medicines . . . "	—	—	—	—	—	3,00,502	3,96,422	2,29,596	2,09,250	18,32,390
Quinine salts—										
Quinine sulphate or bisulphate . . . Lbs.	44,110	59,153	49,233	48,044	54,918	11,25,619	13,15,944	10,48,046	8,21,892	9,40,121
Quinine hydrochloride or dihydrochloride Lbs.	6,269	12,755	8,392	8,509	10,649	2,57,259	4,14,588	2,60,091	2,89,198	3,02,186
Other sorts . . . "	8,997	14,655	10,838	11,947	19,497	1,39,377	1,94,543	1,56,770	1,84,206	1,70,323
Total of Quinine salts ..	59,385	86,563	68,513	68,400	85,064	15,22,255	19,25,076	14,64,907	12,75,296	14,12,630
Saccharin† . . . lbs.	—	—	—	5,114	4,445	—	—	—	17,346	16,695
Other sorts of drugs and medicines . . . Value	—	—	—	—	—	29,77,218	35,51,011	40,10,226	51,78,624	39,39,608
Total of Drugs, and Medicines . . . "	—	—	—	—	—	58,58,084	65,87,591	67,23,396	71,88,084	71,21,375
Dyeing and Tanning substances—										
Cutch and gambler. . . Cwts.	35,418	35,454	33,266	32,323	31,736	9,46,898	9,71,991	9,92,775	7,81,963	6,10,027
Dyes obtained from coal tar—										
Alicaraine . . . Lbs.	174,680	20,100	125,212	167,089	150,464	1,13,409	13,539	66,999	90,885	67,860
Aniline . . . "	590,903	596,197	790,435	893,643	1,123,692	10,72,765	8,95,473	10,65,950	11,91,746	15,82,391
Others . . . "	10	66	23	586
Other sorts (including lac-dye) . . . Cwts.	12,597	260	272	516	263	3,23,573	34,393	29,347	24,334	12,958
Total of Dyeing, and tanning, etc. } Lbs. & Cwts.	765,593	616,297	845,647	1,060,742	1,279,222	24,61,145	19,15,396	21,55,071	20,89,001	22,73,923
Earthenware and Porcelain—										
Earthenware—										
Sanitary ware . . . Value	—	—	—	—	—	89,893	1,46,022	1,12,859	1,50,556	1,63,781
Other kinds . . . "	—	—	—	—	—	9,31,836	7,91,122	11,62,364	10,32,969	9,62,101
Porcelain—										
Electrical . . . "	—	—	—	—	—	6,379	9,345	6,481	4,516	6,433
Other kinds . . . "	2	—	—	—	—	2,80,063	3,92,660	3,64,497	4,93,023	5,24,276
Total of Earthenware, etc. . . "	—	—	—	—	—	13,08,281	13,39,749	16,46,201	16,81,069	16,54,596
Electroplated ware . . . Value	—	—	—	—	—	1,73,757	1,86,076	1,95,212	2,05,390	2,23,663
Fireworks . . . Lbs.	446,319	301,027	387,589	248,407	522,509	2,74,515	2,30,122	2,93,403	1,93,289	3,59,472
Fish (excluding canned fish) . . . Cwts.	..	646	491	2,329	1,222	..	30,635	34,606	72,733	62,671
Fodder, bran, and Pollards (excluding oil-cake) . . . "	1,275	30,904	24,506	15,038	29,127	9,517	93,963	82,677	60,123	1,13,412

(a) Transferred under Spices from 1927-28,
† Shown under Sugar prior to 1927-28.

TRADE AT CHIEF PORT
CALCUTTA

(42)

No. 12—continued
IMPORTS— continued

PRINCIPAL AND OTHER ARTICLES	QUANTITY					VALUE				
	1924-25	1925-26	1926-27	1927-28	1928-29	1924-25	1925-26	1926-27	1927-28	1928-29
BENGAL—continued										
CALCUTTA—continued										
Fruits and Vegetables—										
Fresh Fruits and Vegetables—										
Fresh fruits—										
Coconuts . . . No.	2,493,900	4,314,066	3,482,856	3,554,916	3,245,700	1,00,341	1,99,010	1,18,417	1,35,086	90,220
Other sorts . . . Value	—	—	—	—	—	8,694	29,948	23,409	20,510	37,266
Total of Fresh Fruits . . . "	—	—	—	—	—	1,09,035	1,68,958	1,41,826	1,55,596	1,27,486
Fresh Vegetables of all kinds . . . "	—	—	—	—	—	4,183	597	6,784	84	508
Fruits and vegetables: dried, salted, or preserved, not being canned or bottled—										
Almonds . . . Tons	—	45	75	180	157	—	39,890	66,311	1,55,602	1,27,642
Currants and raisins . . . "	30	6	12	6	28	21,904	3,862	3,075	7,395	19,510
Dates . . . "	9	20	37	132	252	2,070	5,111	21,758	33,715	64,905
Other sorts . . . "	5	7	10	9	30	12,176	11,996	20,524	18,797	24,725
Total Fruits and Vegetables, dried, etc. . . "	44	78	134	327	467	36,150	60,868	1,16,668	2,15,509	2,36,782
Total of Fruits and Vegetables Value	—	—	—	—	—	1,49,868	2,30,423	2,65,228	3,71,189	3,64,776
Furniture and Cabinetware—										
Bedsteads . . . "	—	—	—	—	—	43,683	59,482	95,863	1,11,305	83,659
Furniture of wood (other than bedsteads) . . . "	—	—	—	—	—	37,038	64,478	82,551	98,133	1,14,467
Furniture of other materials (other than bedsteads) . . . "	—	—	—	—	—	1,58,896	1,68,077	1,86,646	2,43,541	6,15,770
Mouldings . . . "	—	—	—	—	—	33,846	75,942	83,769	1,05,863	1,09,551
Total of Furniture, etc. . . "	—	—	—	—	—	2,73,463	3,68,579	4,08,829	5,58,842	9,23,447
Glass and Glassware—										
Bangles . . . "	—	—	—	—	—	17,50,026	24,42,993	25,47,812	26,42,487	22,34,603
Teads and false pearls . . . Cwts.	15,117	16,228	16,125	13,614	13,376	19,95,353	16,61,535	13,97,786	10,69,116	11,20,023
Bottles and phials—										
Soda water bottles Gross	5,633	6,054	7,206	8,217	9,372	2,28,976	1,63,829	2,19,332	2,37,182	2,51,843
Others . . . "	196,299	193,815	199,822	161,966	207,756	8,65,002	10,53,293	9,87,398	8,43,419	8,29,793
Funnels, globes, and glass parts of lamps . . . Value	—	—	—	—	—	4,83,599	5,86,373	5,58,804	5,68,742	5,58,895
Scientific glassware . . . "	—	—	—	—	—	35,309	35,500	32,827	20,643	15,974
Sheet and plate { Sq. ft.	8,510,926	9,578,204	8,963,966	7,533,486	8,148,910	10,19,353	8,44,368	9,21,652	7,59,762	8,25,597
Tableware (including decanters, tumblers, etc.) . . . Value	84,548	84,544	95,388	96,916	93,652					
Other glassware . . . "	—	—	—	—	—	2,44,909	2,17,522	1,09,321	49,426	56,318
Total of Glass, etc. . . "	—	—	—	—	—	11,15,448	13,75,417	13,81,201	13,77,795	15,43,945
Total of Glass, etc. Value	—	—	—	—	—	77,38,035	83,79,900	86,56,133	80,73,572	74,31,996
Glue . . . Cwts.	3,563	6,397	4,184	5,453	6,780	1,29,728	1,54,621	1,60,639	2,00,337	2,88,012
Grain, Pulse and Flour—										
Beans (dry) . . . Tons	3	2	—	—	—	754	1,098	194	212	70
Pulse . . . "	5	19	626	541	1,644	1,142	3,055	1,42,710	1,22,599	2,94,625
Rice in the husk . . . "	—	—	—	—	—	6,633	—	—	—	7,54,965
Rice, not in the husk . . . "	9	18	29	635	4,313	3,540	5,914	6,889	99,641	5,43,205
Wheat . . . "	2	10,252	35,370	25,563	343,387	351	29,82,300	53,65,113	39,08,476	5,00,10,011
" flour in bags . . . "	—	6	—	8	2	78	1,557	21	1,999	320
Other sorts . . . "	10	4	358	2,743	886	429	1,756	33,458	2,57,982	1,20,836
Total of Grain, etc. . . "	29	10,301	36,833	29,490	361,865	6,294	29,95,080	60,42,385	43,85,839	5,17,30,031
Graphite crucibles . . . Cwts.	2,523	2,053	1,665	994	668	1,39,235	93,817	79,460	50,533	29,926

No. 12—continued
IMPORTS—continued

PRINCIPAL AND OTHER ARTICLES	QUANTITY					VALUE				
	1924-25	1925-26	1926-27	1927-28	1928-29	1924-25	[1925-26]	1926-27	1927-28	1928-29
						R	R	R	R	R
BENGAL—continued										
CALCUTTA—continued										
Gums and Resins—										
Arabic . . . Cwts.	1,194	1,025	1,815	32,551	29,355	37,706
Benjamin . . . "	972	1,343	1,208	1,524	1,106	58,163	69,495	64,845	84,688	69,020
Dammer (rosina) . . . "	34,207	31,529	32,365	43,367	32,064	2,79,409	2,42,907	2,65,201	3,31,704	2,46,098
Rosin . . . "	11,183	10,811	14,192	13,838	10,610	1,40,707	1,49,303	2,59,575	2,02,564	1,68,452
Other sorts . . . "	1,005	613	1,601	2,768	1,582	34,919	32,335	40,210	74,844	56,208
Total of Gums, etc. . . "	47,367	44,831	60,560	62,522	46,677	5,13,193	4,94,100	6,62,392	7,23,155	5,68,444
Hair, and manufactures of										
Hair—										
Hair of all kinds Cwts.	50	45	47	48	102	9,503	6,055	7,615	7,309	11,059
Manufactures of										
hair (other than										
toilet requisites) Value	—	—	—	—	—	17,724	17,025	11,727	16,324	14,071
Total of Hair, etc. . . "	—	—	—	—	—	27,227	23,080	19,342	23,633	25,130
Hardware (excluding out-										
lery and electroplated										
ware)—										
Agricultural im-										
plements . . . Value	—	—	—	—	—	13,65,785	10,86,821	10,72,927	10,83,557	8,65,207
Buckets of tin-										
ned or galva-										
nized iron . . . "	—	—	—	—	—	16,359	11,060	4,993	11,945	8,100
Builders' hard-										
ware, such										
as locks,										
hinges, door										
bolts, etc. . . "	—	—	—	—	—	8,33,976	9,57,581	9,08,662	10,37,916	9,43,908
Domestic hard-										
ware, other										
than ena-										
melled iron-										
ware . . . "	—	—	—	—	—	3,28,709	2,56,092	3,88,878	2,36,787	2,47,149
Enamelled										
ironware . . . "	—	—	—	—	—	7,91,289	13,51,285	12,79,347	11,21,019	14,20,366
Gas mantles . . . "	—	—	—	—	—	98,396	1,14,367	92,850	1,72,021	1,43,034
Implements										
and tools,										
other than										
agricultural										
implements										
and machine										
tools . . . "	—	—	—	—	—	19,99,193	24,49,039	24,05,025	26,93,228	23,31,475
Lamps, metal No.	2,345,141	3,107,743	2,976,764	2,707,991	2,813,818	34,89,924	41,48,481	34,00,469	31,65,929	30,78,191
" glass . . . "	18,336	5,501	10,927	2,307	6,806	9,506	5,288	4,364	6,355	10,585
Parts of lamps,										
other than										
glass . . . Value	—	—	—	—	—	2,79,555	2,01,395	1,59,167	2,27,069	2,27,274
Safes and										
strong boxes										
of metal . . . No.	511	546	371	619	3,169	30,189	64,011	51,102	88,031	54,608
Stoves . . . "	65,750	119,030	68,627	119,955	93,004	2,71,952	3,66,494	2,60,905	3,80,423	3,10,346
Other sorts . . . Value	—	—	—	—	—	69,71,923	71,87,245	68,44,705	73,04,292	75,46,505
Total of Hardware, etc. . . "	—	—	—	—	—	1,65,86,961	1,81,69,164	1,69,63,374	1,75,84,477	1,76,87,254
Hides and skins, raw—										
Hides, raw {	12	8	..	2	5	10,330	20,375	..	1,619	10,389
Tons and	1,140	1,679	..	400	526					
Skins, raw {	1	1	..	1	1	2,007	4,775	187	15,036	3,958
Tons and	203	3,197	5	7,512	2,796					
Total of Hides and										
Skins, raw . . . Tons	13	9	..	3	6	12,327	25,150	187	16,705	14,347
Hops . . . Cwts.	378	406	570	253	324	40,235	35,484	62,854	25,526	28,185
Instruments, Apparatus,										
and Appliances,										
and parts										
thereof—										
Electrical, including										
telegraphic and										
telephone apparatus,										
not being										
machinery—										
Electric fans and										
parts thereof . . . Value	—	—	—	—	—	13,07,700	15,28,703	17,69,777	17,62,487	19,51,972
Electric wires and										
cables—										
Rubber, insulated										
Insulations, other										
than rubber . . . "	—	—	—	—	—	19,00,095	20,02,328	15,13,067	15,95,824	16,52,254
Telegraph and tele-										
phone wires and										
cables . . . "	—	—	—	—	—	7,91,043	9,20,566	11,96,254	15,70,751	14,81,054
Bare copperwire										
(Electrolytic)										
other than										
telegraph and										
telephone . . . "	—	—	—	—	—	9,82,221	8,02,544	13,12,787	13,69,877	21,52,424
Telegraph and Tele-										
phone in-										
struments and										
apparatus . . . "	—	—	—	—	—	3,93,395	1,32,838	1,67,719	2,46,019	1,30,699

TRADE AT CHIEF PORT
CALCUTTA

No. 12—continued
IMPORTS—continued

PRINCIPAL AND OTHER ARTICLES	QUANTITY					VALUE				
	1924-25	1925-26	1926-27	1927-28	1928-29	1924-25	1925-26	1926-27	1927-28	1928-29
						R	R	R	R	R
BENGAL—continued										
CALCUTTA—continued										
Instruments, Apparatus, and Appliances, and parts thereof—contd.										
Electric lamps and parts thereof—										
Electric glow lamps Value	—	—	—	—	—	5,19,921	7,59,668	8,67,898	8,87,584	10,47,904
Other sorts	—	—	—	—	—	28,575	31,828	26,260	40,991	43,274
Batteries	—	—	—	—	—	3,90,176	4,18,415	3,48,527	1,67,668	2,04,514
Carbon, electric (including furnace electrodes)	—	—	—	—	—	—	23,713	25,484	56,558	78,681
Accumulators (including parts)	—	—	—	—	—	4,99,519	5,88,748	3,78,806	15,87,987	11,79,574
Condensers, electric	—	—	—	—	—	24,788	25,078	1,72,175	20,589	2,915
Electric lighting accessories and fittings (including switches)	—	—	—	—	—	5,89,219	7,39,520	6,60,555	6,80,602	6,91,893
Electrical instruments (other than telegraphic and telephonic)—										
Meters	—	—	—	—	—	2,47,332	2,15,789	1,65,023	1,69,684	2,05,702
Others	—	—	—	—	—	26,418	1,24,274	2,22,996	2,72,031	3,11,922
Electro-medical apparatus (including X-ray apparatus)	—	—	—	—	—	5,640	44,209	55,109	39,974	90,321
Switch boards (other than telegraphs and telephones)	—	—	—	—	—	3,91,987	2,95,693	3,91,626	4,68,080	4,14,935
Unenumerated	—	—	—	—	—	17,11,108	13,45,836	16,98,656	24,42,486	29,01,452
Total of Electrical Instruments, etc.	—	—	—	—	—	98,04,987	1,00,02,773	1,14,99,228	1,33,30,388	1,45,37,892
Musical—										
Organs and harmoniums, complete	No.	85	28	27	131	100	6,234	4,309	7,458	17,151
Pianos and piano players, complete	No.	86	54	102	49	74	74,070	45,047	79,660	40,891
Talking machines and accessories—										
Talking machines	No.	612	1,980	4,585	4,324	2,950	64,880	86,254	1,12,454	1,45,813
Records	No.	24,953	25,015	33,427	61,202	173,648	58,258	48,222	87,973	99,195
Accessories	Value	—	—	—	—	—	2,68,551	3,06,367	6,65,835	4,72,497
Other sorts, including parts of musical instruments	No.	—	—	—	—	—	3,84,262	3,66,657	4,99,617	2,63,181
Total of Musical Instruments, etc.	No.	—	—	—	—	—	8,46,255	8,56,856	14,02,997	10,43,728
Optical										
Photographic—										
Cinematograph Length	in ft.	2,485,852	4,651,468	5,004,294	5,955,293	5,890,114	6,44,087	11,87,128	12,67,476	14,22,126
Photographic other than cinematograph films	Value	—	—	—	—	—	4,25,275	5,22,765	6,07,725	7,64,501
Scientific, and philosophical	No.	—	—	—	—	—	7,72,101	5,67,181	5,89,866	6,16,289
Surgical	No.	—	—	—	—	—	5,84,145	5,45,647	6,09,816	6,67,222
Wireless apparatus (c)	No.	—	—	—	—	—	—	2,39,007	1,01,411	5,67,596
Other kinds	No.	—	—	—	—	—	91,480	5,67,885	7,79,430	8,76,018
Total of Instruments, etc.	No.	—	—	—	—	—	1,33,17,387	1,46,41,335	1,70,89,166	1,95,15,332
Jewellery (excluding imitation jewellery, and precious stones and pearls unset), also plate of gold and silver—										
Jewellery	Value	—	—	—	—	—	2,92,968	4,17,347	5,06,565	4,81,640
Plate of gold and silver	No.	—	—	—	—	—	—	94,477	1,09,890	61,181
Total of Jewellery, etc.	No.	—	—	—	—	—	2,92,968	5,11,824	6,16,455	5,42,821
Lac—										
Stick and seed	Cwt.	7,568	313	11,158	23,002	21,927	6,18,533	14,923	7,96,219	20,77,298
Shell and button	No.	782	84	8	18	18	1,27,861	8,847	1,821	2,578
Total of Lac	No.	8,350	347	11,166	23,016	21,945	7,51,414	23,770	7,97,540	20,79,876

(c) Separately recorded from road, &c.

No. 12—continued
IMPORTS—continued

PRINCIPAL AND OTHER ARTICLES	QUANTITY					VALUE				
	1924-25	1925-26	1926-27	1927-28	1928-29	1924-25	1925-26	1926-27	1927-28	1928-29
BENGAL—continued										
CALCUTTA—continued										
Leather—										
Hides, tanned or dressed	Tons =No. 2	3	1	3	13	11,013	17,554	21,604	44,880	87,070
Skins " "	Tons =No. 1	16	4	4	..	46,403	1,01,895	68,375	53,196	26,811
Unwrought	Owts. 7,197	1,617	1,706	1,922	1,438	3,85,301	3,92,082	5,30,580	6,84,257	6,91,990
Leather cloth (a)	" 393	—	—	—	—	74,848	—	—	—	—
Artificial leather (a)	" 196	—	—	—	—	46,305	—	—	—	—
Leather cloth (including artificial leather) (b) sq. yds.	" —	87,368	79,183	86,826	101,224	—	1,21,617	1,41,108	1,44,152	1,21,080
Manufactures (excluding boots and shoes and belting for machinery)										
Bags and trunks	" 50	69	183	87	52	18,619	20,140	30,510	35,412	21,936
Pickers	" 2,210	2,198	1,165	1,429	1,831	3,45,698	3,32,804	1,88,936	2,42,166	3,01,503
Picking bands and straps	" 2,365	1,308	1,315	1,251	1,284	8,57,000	2,76,168	2,91,541	2,84,229	3,14,102
Roller skins	" 120	52	120	105	80	94,292	70,071	99,594	78,407	51,910
Saddlery and harness	" 242	258	339	405	155	59,260	61,258	62,651	59,463	49,201
Other sorts	" 2,662	3,392	6,982	7,952	12,237	5,05,392	4,63,331	6,02,986	6,31,918	6,97,923
Total of Leather						19,44,740	18,55,010	20,22,839	22,58,230	22,64,040
Liquors (including methylated and perfumed spirits)—										
Ale, beer, and porter—										
Ale and beer, in bottle L. Gals.	589,151	575,165	675,745	764,876	745,783	14,35,770	13,73,715	16,64,185	17,28,326	17,51,419
Ale and beer, in bulk	255,835	281,190	300,862	305,970	293,210	6,08,691	5,95,644	4,70,957	5,05,055	4,79,387
Stout and porter, in bottle	33,415	33,868	33,798	46,751	34,900	1,62,526	1,38,056	1,58,957	1,84,068	1,84,072
Stout and porter, in bulk	18,064	16,328	5,980	10,140	5,200	46,180	33,967	9,910	16,376	8,211
Cider and other fermented liquors Lq. Gals.	3,306	2,470	2,903	4,371	3,646	20,320	14,336	18,752	30,198	23,814
Spirit—										
Brandy	L. proof Gals. 59,886	64,914	73,140	64,605	70,483	9,20,746	8,15,861	9,66,607	9,47,579	10,40,918
	Liquid " 75,941	82,987	95,655	83,825	92,390					
Gin	L. proof " 18,773	13,365	20,545	21,663	24,399	2,14,697	2,08,047	2,51,758	2,61,665	2,97,267
	Liquid " 24,310	24,932	28,694	30,304	34,163					
Liqueurs	Liquid " 6,377	7,668	7,795	7,312	8,888	1,42,199	1,55,839	1,48,900	1,55,652	1,74,715
Rum	L. proof " 62,190	49,933	32,363	33,193	33,151	54,398	46,675	87,513	94,142	85,583
	Liquid " 37,248	30,521	50,308	55,216	51,330					
Whisky	L. proof " 185,123	144,044	129,165	142,064	144,016	30,75,375	30,99,708	27,29,406	30,29,322	30,71,197
	Liquid " 175,216	169,079	169,312	186,970	189,720					
Spirit, present in drugs, medicines, or chemicals	Liquid " 27,807	50,784	51,376	54,610	51,095	11,23,593	14,25,327	14,57,708	16,06,511	14,87,964
Spirit, perfumed	Liquid " 4,638	4,354	4,397	4,381	4,513	2,98,215	3,11,661	3,72,849	3,72,986	3,26,967
" denatured	" 151,406	239,732	356,347	478,743	326,325	2,35,438	3,95,731	5,70,823	7,63,042	4,58,115
All other sorts of spirits	Liquid " 2,908	9,188	2,373	7,545	5,537	1,29,355	1,35,248	1,10,785	1,53,004	1,56,706
Total of Spirit	516,301	639,245	768,237	908,906	763,961	61,94,216	65,94,997	66,95,879	73,83,903	70,94,432
Wines—										
Champagne and other sparkling wines	Gals. 11,095	10,098	10,617	10,103	12,020	3,93,458	2,67,378	2,59,145	2,64,831	2,98,303
Port	" 14,513	16,086	16,272	15,598	16,412	1,92,430	2,01,449	2,17,334	2,10,507	2,06,773
Still red wines, other than Port	" 7,654	11,896	10,473	9,254	8,982	55,963	69,496	69,004	66,533	66,868
Sherry, Madeira, and Marsala	" 6,427	6,120	9,452	8,746	8,993	84,329	77,554	1,20,715	1,21,336	1,27,446
Still white wines, other than Sherry, Madeira, and Marsala	" 1,913	1,491	3,146	2,368	4,534	22,091	14,566	18,949	21,490	32,056
Other sorts, including Vermouth and Ginger wine	" 44,695	33,067	30,723	38,252	33,985	2,64,590	1,61,833	1,23,133	1,89,127	1,75,454
Total of Wines	86,397	78,938	80,688	84,326	84,426	9,22,861	7,92,276	8,23,220	8,72,224	9,07,400
Total of Liquor	1,503,369	1,627,204	1,873,234	2,125,840	1,931,126	92,90,564	95,47,989	95,41,920	107,20,745	1,08,93,785

(a) Discontinued from 1925-26.

(b) Separately recorded from 1925-26.

N.B.—Spirit denatured in Bond at the Custom House in 1925-26	L. gals.	Rs.
" " " " " "	27,510	85,146
" " " " " "	35,214	54,198
" " " " " "	45,508	79,070
" " " " " "	46,231	66,367

TRADE AT CHIEF PORT
CALCUTTA

(40)
No. 12—continued
IMPORTS—continued

PRINCIPAL AND OTHER ARTICLES	QUANTITY					VALUE				
	1924-25	1925-26	1926-27	1927-28	1928-29	1924-25	1925-26	1926-27	1927-28	1928-29
						₹	₹	₹	₹	₹
BENGAL—continued										
CALCUTTA—continued										
Machinery and millwork—										
Prime-movers (other than electrical)—										
Locomotives (excluding those for railways)—										
ON Engines No.	8	23	14	9	19	30,878	1,03,466	96,261	43,844	76,603
Parts of Oil Engines Value	—	—	—	—	—	21,818	20,238	20,854	9,896	12,508
Steam Engines No.	31	58	55	21	19	2,33,192	6,04,359	5,43,027	2,07,006	1,83,841
Parts of steam engines Value	—	—	—	—	—	1,59,819	3,63,200	1,82,898	79,045	1,85,575
Railway locomotive engines and tenders and parts thereof (a)	—	—	—	—	—	—	—	—	—	25,77,477
Other than Locomotives—										
Gas Engines No.	19	4	1	2	7	29,735	17,678	710	1,616	4,201
Parts of Gas Engines Value	—	—	—	—	—	18,867	10,720	15,753	5,125	6,683
Oil Engines No.	912	728	779	875	1,004	23,30,245	19,42,371	20,72,856	21,89,740	20,84,450
Parts of Oil Engines Value	—	—	—	—	—	5,62,827	4,66,649	5,08,789	6,47,694	6,69,593
Steam Engines No.	145	159	108	110	75	9,48,332	14,36,380	12,58,887	14,42,128	18,96,797
Parts of steam engines Value	—	—	—	—	—	4,62,558	9,87,186	3,99,834	21,91,094	12,90,703
Others	—	—	—	—	—	7,319	7,343	2,528	87,580	987
Electrical machinery of all kinds, not including instruments, apparatus, appliances, and parts thereof—										
Control and Switch gear	—	—	—	—	—	6,11,462	6,41,920	6,77,759	7,03,509	7,94,881
Generators, etc.	—	—	—	—	—	15,48,518	20,91,278	23,16,018	17,49,798	22,45,895
Motors	—	—	—	—	—	12,25,653	11,68,878	14,22,844	15,12,547	20,77,014
Transformers	—	—	—	—	—	4,81,867	2,77,820	2,37,371	3,43,146	2,70,605
Turbo-generating sets	—	—	—	—	—	1,17,025	2,80,217	3,03,617	7,483	83,124
Other kinds	—	—	—	—	—	94,452	1,81,143	2,89,765	2,23,894	1,23,805
Machinery, not being prime-movers or electrical machinery—										
Aerated water making machinery	—	—	—	—	—	32,584	26,510	92,563	74,430	74,704
Agricultural machinery—										
Agricultural tractors and parts	—	—	—	—	—	16,180	16,735	9,868	..	2,11,283
Other sorts	—	—	—	—	—	17,978	7,123	10,526	10,022	25,964
Boilers	—	—	—	—	—	32,60,460	51,90,657	21,35,316	54,53,365	68,30,344
Foot and shoe manufacturing machinery	—	—	—	—	—	53,264	29,869	26,846	8,136	12,019
Leather tanning and curing machinery	—	—	—	—	—	58,080	25,606	25,370	28,940	33,108
Metal working machinery (including machine tools)	—	—	—	—	—	—	—	—	—	—
Mining machinery—										
Coal	—	—	—	—	—	3,04,687	3,62,246	4,63,638	4,52,000	5,40,568
Other sorts	—	—	—	—	—	6,89,554	3,39,476	6,02,286	7,72,961	6,56,784
Oil-crushing and refining machinery	—	—	—	—	—	1,02,257	1,362	5,240	959	7,959
Paper mill machinery	—	—	—	—	—	12,18,373	9,24,932	5,83,892	6,54,947	4,64,604
Refrigerating machinery	—	—	—	—	—	4,69,949	3,10,289	6,39,250	9,14,224	29,89,296
Rice and flour mill machinery	—	—	—	—	—	88,771	2,11,197	3,20,894	5,29,232	5,95,593
Saw mill and wood working machinery	—	—	—	—	—	9,85,835	4,76,004	5,66,149	3,31,784	2,96,969
Sewing and knitting machines and parts thereof—										
Sewing and knitting machines	—	—	—	—	—	1,84,699	1,58,231	79,190	54,360	1,72,978
Parts of sewing and knitting machines and accessories	5,831	10,123	12,090	10,894	16,728	6,19,583	11,94,274	11,71,706	20,10,592	17,32,164
Sugar machinery	—	—	—	—	—	2,16,408	1,61,676	1,63,764	1,22,059	1,28,528
Tea machinery	—	—	—	—	—	11,76,354	14,92,474	5,20,842	7,14,816	16,54,119
						33,24,749	27,87,501	19,24,923	24,46,694	29,63,421

(a) Previous years' figures recorded under "Railway Plants and Rolling Stocks".

No. 12—continued
IMPORTS—continued.

PRINCIPAL AND OTHER ARTICLES	QUANTITY					VALUE				
	1924-25	1925-26	1926-27	1927-28	1928-29	1924-25	1925-26	1926-27	1927-28	1928-29
BENGAL—continued CALCUTTA—continued Machinery and Millwork —contd. Machinery, not being prime- movers or electrical machinery—contd. Textile machinery— Cotton— Cotton spinning machinery . Value	—	—	—	—	—	13,33,623	8,77,660	8,05,610	14,24,160	17,14,644
Cotton weaving machinery . "	—	—	—	—	—	5,25,887	6,12,617	5,40,860	5,79,626	6,67,229
Cotton bleaching and dyeing machinery . "	—	—	—	—	—	21,320	2,918	5,344	1,054	..
Other sorts of cotton machinery . "	—	—	—	—	—	15,849	27,572	10,810	8,812	4,620
Jute . . . "	—	—	—	—	—	92,42,612	81,03,964	64,46,820	93,91,073	1,29,56,981
Shuttles (excluding those for sewing machines) . "	—	—	—	—	—	1,64,352	1,54,436	1,51,428	1,25,066	1,53,499
Wool machinery . "	—	—	—	—	—	1,19,796	48,016	51,452	62,779	70,441
Other sorts of textile machinery . "	—	—	—	—	—	98,385	92,588	1,46,460	1,34,584	2,02,942
Typewriters— Typewriters . No.	2,625	4,408	4,789	6,167	7,398	4,92,570	7,13,638	8,76,084	9,40,727	10,71,900
Parts of type- writers and accessories . Value	—	—	—	—	—	72,496	93,281	98,302	98,261	69,521
Other sorts of machinery ex- cluding printing machinery . "	—	—	—	—	—	90,42,184	95,31,100	1,04,28,975	1,32,84,014	1,86,81,183
Total of Machinery and Millwork . "	—	—	—	—	—	4,89,95,802	4,46,89,559	4,11,04,702	5,20,60,739	6,03,08,156
Manures— Artificial and mineral . Tons	9,423	11,381	—	—	—	11,09,086	12,01,462	—	—	—
Muriate of potash . "	—	—	3,031	3,944	4,159	—	—	3,56,746	4,54,302	4,70,892
Nitrate of soda . "	—	—	2,184	3,972	4,979	—	—	5,23,763	6,86,886	7,12,874
Sulphate of Ammonia . "	—	—	1,438	1,458	4,265	—	—	2,44,127	2,24,744	6,58,404
Others Other kinds (ex- cluding oil-cake) . "	—	—	7,677	10,411	13,717	—	—	6,11,271	9,26,775	11,60,929
Total of Manures . "	9,782	14,931	15,347	19,786	27,131	11,59,994	18,53,233	17,44,876	21,92,747	30,08,988
Matches— Safety . Gross of boxes . "	2,157,211	1,574,040	981,561	453,447	180,616	30,90,761	25,18,027	10,95,597	5,17,878	1,41,607
Other sorts . "	78,909	63,502	83,061	109,879	73,754	1,37,648	89,596	1,29,517	1,29,789	94,040
Total of Matches . "	2,236,120	1,637,542	1,069,622	563,326	254,370	32,28,409	26,07,622	12,25,114	6,47,667	2,35,647
Match making mate- rials— Undipped splints Lbs. Veneers for match boxes and empty boxes . "	319,190	19,869	71,861	3,947
Total of Match mak- ing materials . "	1,024,322	391,605	69,933	..	10,180	2,71,812	1,20,357	24,297	..	2,722
Mats and matting (except coir and rubber) . Sq. Yds.	18,440	24,315	77,271	186,809	297,098	11,287	15,946	30,608	51,440	52,453
Metals and Ores— Aluminium— Unwrought . Cwts.	754	531	462	1,327	619	68,095	39,825	33,248	80,995	41,726
Wrought— Circles and sheets— Circles . "	25,948	21,709	30,077	41,036	40,013	27,76,500	22,09,699	27,36,875	32,22,326	31,64,247
Sheets . "	994	1,159	1,284	1,209	738	95,138	1,11,347	1,06,537	88,483	56,232
Other manufac- tures . "	1,857	2,822	2,012	3,071	3,233	3,19,032	4,93,599	3,80,420	3,76,061	4,95,498
Total of Aluminium . "	29,553	26,221	33,815	46,643	44,603	32,54,455	28,54,470	33,07,080	37,76,865	37,57,703
Antifriction metal . "	3,284	1,427	2,401	3,509	3,641	2,65,338	1,25,412	2,47,759	2,48,289	2,42,038
Brass, Bronze, and similar alloys and manufactures there- of— Unwrought . "	34,711	20,595	17,436	13,147	5,026	11,67,723	6,87,751	5,81,657	4,10,370	1,39,883
Wrought— Mixed or yellow metal, for sheathing . "	87,209	81,120	77,254	68,454	80,740	48,92,629	41,61,849	36,21,610	30,56,287	38,02,076
Brass rods . "	2,074	2,641	3,562	3,862	5,922	96,946	1,31,424	1,63,917	1,46,919	2,56,050
Brass sheets . "	14,792	4,039	4,429	4,147	4,463	8,11,333	2,22,927	2,34,799	2,08,320	2,16,126
Brass tubes . "	970	254	506	566	565	73,391	21,772	39,811	41,386	38,701
Brass wire . "	3,113	2,592	2,460	2,394	1,829	1,95,503	1,65,882	1,50,042	1,51,703	73,303
Other sorts . "	41,165	33,225	31,236	24,638	26,611	16,29,377	17,52,692	15,94,233	11,23,013	12,42,067
Total of Brass, Bronze, etc. . "	184,054	149,466	136,833	117,018	124,656	88,69,402	71,44,197	63,86,969	51,52,558	57,63,206

TRADE AT CHIEF PORT
CALCUTTA

(48)

No. 12--continued
IMPORTS--continued

PRINCIPAL AND OTHER ARTICLES	QUANTITY					VALUE				
	1924-25	1925-26	1926-27	1927-28	1928-29	1924-25	1925-26	1926-27	1927-28	1928-29
						R	R	R	R	R
BENGAL--continued										
CALCUTTA--continued										
Metals and Ores--continued										
Copper-- Ore . . . Tons	1	3,352
Old, for reman- ufacture . . Cwts.	779	688	740	4,546	7,027	20,679	24,682	26,502	1,75,888	3,29,015
Unwrought-- Tiles, ingots, cakes, bricks, and slabs	37,439	50,720	43,635	31,892	24,169	20,27,048	24,72,543	20,49,706	14,08,478	11,96,343
Other sorts	286	29,613
Wrought-- Braziers	1,516	125	1,02,898	7,969
Bods . . .	890	9,310	1,021	3,350	2,015	55,314	4,77,418	89,598	1,81,037	1,14,349
Sheets . . .	20,274	39,692	24,071	22,219	28,507	13,40,087	16,36,058	12,48,511	10,88,858	15,42,408
Tubes . . .	1,076	986	1,464	1,295	965	64,542	69,322	90,241	91,416	69,528
Wire, excluding wire of tele- graph and telephone	712	1,178	1,118	550	461	48,168	71,615	70,226	32,670	28,123
Other manu- factures . .	2,415	7,224	1,613	3,791	3,831	2,14,346	4,56,779	1,68,714	2,57,254	8,01,033
Total of Copper	66,101	99,918	74,557	67,643	67,975	38,96,492	52,16,386	37,69,211	82,31,001	85,82,156
German silver (in- cluding nickel silver)	4,227	7,308	4,161	5,166	5,286	4,64,411	8,24,910	4,18,211	4,79,345	4,73,069
Iron-- Ore . . . Tons	112	3	7,139	510	32
Pig . . .	830	575	650	1,427	1,144	1,48,221	1,26,768	1,74,412	3,07,379	2,49,802
Manufactures-- Angle, bolt, and rod . . .	409	31	13	540	1,332	89,009	6,359	3,129	55,384	1,30,644
Bars and channels	2,237	2,148	922	1,168	1,140	5,71,719	6,16,816	2,43,026	3,30,985	3,05,561
Rice-bowls . .	31	28	16	18	28	11,876	9,929	6,539	5,939	9,856
Total of Iron	3,619	2,785	1,601	3,148	3,644	8,27,964	7,60,382	4,27,138	6,99,687	6,95,668
Steel-- Angle . . .	18,851	20,658	20,086	30,415	29,319	23,59,729	20,35,264	18,36,614	30,07,247	31,18,786
Spring . . .	1,105	1,182	1,452	204	4	2,60,836	2,24,589	2,58,721	42,049	1,945
Bars . . .	53,286	36,975	40,546	45,938	50,615	170,90,515	37,54,517	38,58,316	46,91,786	58,66,857
Channels	428	76,407
Cast-- Tool, Steel-- High speed . .	118	153	161	22	16	2,28,624	1,81,445	3,02,099	71,288	32,106
Carbon . . .	514	629	706	3	..	2,31,568	2,91,209	3,35,002	2,255	663
Cast steel bars . .	75	24	13	278	255	52,214	10,832	27,727	2,60,116	3,58,413
Other cast steel	101	14	..	361	385	49,828	7,611	631	2,49,309	1,87,507
Ingots, blooms, billets, and slabs . . .	32	127	247	27,964	9,049	4,996	18,716	29,497	20,95,625	7,62,279
Total of Steel	74,370	59,755	63,210	105,150	89,668	1,03,54,708	65,24,183	66,47,617	1,04,19,875	1,08,27,654
Iron or Steel-- Anchors and cables . . .	298	353	393	1,070	538	1,62,785	1,79,956	1,76,117	4,81,977	2,46,160
Beams, channels, pillars, girders, and bridge- (work . . .	28,945	39,391	19,006	49,625	60,660	36,18,767	38,70,686	18,47,656	54,90,232	70,36,431
Bolts and nuts	3,047	3,993	4,576	4,755	7,693	11,57,968	13,06,414	13,51,980	14,26,465	25,07,880
Fencing materials (including fencing wire)	2,546	3,487	2,426	3,080	3,260	10,38,668	10,03,248	5,56,454	6,54,759	6,88,241
Hoops and strips . . .	10,792	11,167	11,640	12,151	13,529	21,53,427	19,80,745	18,67,857	18,05,064	18,67,172
Nails, rivets, and washers	4,842	5,861	6,560	6,757	6,702	15,24,817	16,25,789	17,39,862	16,51,554	16,48,946
Old for re- manufacture	39	10	44	57	374	3,721	1,063	1,875	4,521	25,259
Pipes and fittings, cast	1,408	1,680	525	882	681	4,91,985	4,15,252	1,75,086	2,35,363	2,03,147
Rails, chairs, and fish- plates (excluding those for Rail- ways) (a)	5,545	6,358	6,916	7,178	..	6,94,965	7,32,418	8,84,154	8,70,105	..
Rails, chairs and fishplates (in- cluding those for Railways)	11,115	19,20,611
Screws . . .	938	1,246	1,279	1,424	1,554	7,71,932	8,92,463	9,57,375	8,44,730	8,51,021

(a) Revised from 1928-29.

No. 12—continued
IMPORTS—continued

PRINCIPAL AND OTHER ARTICLES	QUANTITY					VALUE				
	1924-25	1925-26	1926-27	1927-28	1928-29	1924-25	1925-26	1926-27	1927-28	1928-29
BENGOAL—continued						R	R	R	R	R
CALCUTTA—continued										
Metals and Ores—continued										
Iron or Steel—continued										
Sheets and plates—Galvanised—Corrugated Tons	91,220	147,041	156,713	157,120	156,605	2,53,38,958	3,02,43,420	4,09,08,770	3,87,82,305	3,24,61,508
Plain	5,079	5,087	6,454	8,322	9,320	10,36,962	13,35,233	16,60,778	19,71,458	22,03,962
Tinned—Tin plates	10,636	7,857	5,832	6,113	10,735	41,80,400	23,28,532	19,73,451	19,41,949	33,17,060
Other sorts	32	88	32	55	33	14,756	35,140	16,841	23,832	16,933
Not galvanised or tinned—										
Sheets up to $\frac{1}{2}$ inch thick	20,851	16,011	7,907	7,473	8,851	35,18,065	23,51,601	12,57,556	12,37,485	14,12,718
Plates over $\frac{1}{2}$ inch thick	10,584	15,663	15,359	20,167	23,802	15,87,957	19,17,290	18,20,324	25,60,865	28,99,271
Other sorts	6,124	1,200	719	463	297	10,84,239	1,77,706	1,32,890	1,30,564	77,621
Total of Sheets and plates	146,126	192,477	192,966	199,718	209,703	3,78,41,357	4,78,80,012	4,77,70,610	4,66,57,518	4,23,88,093
Sleepers and keys of steel and iron for Railways (a)	—	—	—	—	47,531	—	—	—	—	38,10,393
Tubes, pipes and fittings, wrought	11,641	7,907	9,895	10,396	11,584	39,89,327	26,69,368	30,82,295	31,18,013	32,05,491
Wire other than fencing wire	3,026	3,869	2,336	3,584	4,185	8,43,754	7,67,203	5,16,571	7,86,010	8,67,690
nails	3,729	3,148	4,623	2,991	5,870	8,54,560	4,09,276	7,37,664	5,01,810	9,83,243
Wire rope—Black	785	346	723	1,283	1,090	5,28,859	2,45,539	4,79,844	7,25,341	6,74,656
Galvanised	623	803	755	832	702	5,22,771	5,08,256	5,19,250	5,35,769	3,04,838
Other manufactures of iron or steel	15,231	12,564	11,545	18,486	12,460	41,13,254	38,77,989	38,69,976	43,35,029	43,21,010
Total of Iron or Steel	238,511	294,565	276,267	324,244	399,731	6,03,12,947	6,80,33,676	6,66,34,616	7,01,84,266	7,29,46,732
Lead—										
Unwrought—Ore Tons	14	21	58	69	43	7,995	15,991	32,300	31,301	17,327
Pig Cwts.	3,967	515	387	442	192	76,062	13,530	9,876	9,379	3,843
Other sorts	14	17	45	22	1	463	469	1,290	656	21
Wrought—Sheets, pipes, and tubes—										
Sheets	3,751	3,924	5,467	4,670	4,195	1,08,255	1,05,807	1,30,245	1,00,607	79,122
Pipes and Tubes	1,727	2,706	2,380	2,465	2,430	55,115	88,831	69,488	59,469	52,125
Sheets for tea-chests	17,683	15,895	6,254	5,417	3,599	6,32,060	5,46,707	2,38,925	1,48,875	87,227
Other sorts	2,715	1,861	2,358	4,219	1,869	93,016	66,834	89,964	1,19,983	46,615
Total of Lead { Tons	14	24	58	69	43	9,70,566	8,37,719	5,78,094	4,70,259	2,86,080
Cwts.	28,957	27,003	16,891	17,235	12,286					
Quicksilver Lbs.	82,442	103,409	38,259	67,429	83,137	1,74,550	2,50,527	2,31,591	2,43,071	3,22,117
Soldier Cwts.	222	141	220	250	608	20,454	12,316	26,987	20,726	52,326
Tin—										
Unwrought (Blocks, ingots, bars, and slabs)	33,335	34,333	33,900	41,564	32,156	54,05,359	60,47,846	63,61,774	70,74,784	50,70,777
Wrought, including plates or sheets, not being tinned iron	884	52	21	15	27	42,475	8,131	5,239	2,522	3,709
Total of Tin	33,719	34,365	33,921	41,579	32,183	54,47,834	60,55,977	63,67,013	76,77,306	50,74,486
Zinc or Spelter—										
Unwrought Cwts.	14,903	6,503	11,032	60,401	85,711	3,56,208	1,61,785	2,76,084	11,58,810	14,69,902
Wrought or manufactured	47,929	85,408	102,619	25,928	18,976	12,34,858	22,76,684	26,46,317	6,74,763	4,69,458
Total of Zinc or Spelter	62,832	91,916	113,651	86,329	104,687	15,91,066	24,38,469	29,22,401	18,33,573	19,39,360

(a) Transferred from Railway Plant and Rolling Stock from 1928-29.

TRADE AT CHIEF PORT
CALCUTTA

(50)

No. 12—continued
IMPORTS—continued

PRINCIPAL AND OTHER ARTICLES	QUANTITY					VALUE				
	1924-25	1925-26	1926-27	1927-28	1928-29	1924-25	1925-26	1926-27	1927-28	1928-29
BENGAL—continued										
CALCUTTA—continued										
Metals and Ores—continued										
Metals, unenumerated Cwts.	14,200	8,710	21,026	17,938	18,776	7,14,582	4,57,123	9,90,781	7,12,480	5,78,713
Ores, unenumerated . Tons	18	2	84	677	1,918
Total of Metals and Ores Value	—	—	—	—	—	9,71,08,074	10,25,35,247	9,88,55,552	10,51,55,778	10,60,41,651
Misc—										
In Blocks . Cwts.	1,516	4,402	938	1,232	141	1,08,504	5,29,765	1,63,081	1,14,898	58,434
In Splittings . "	79	100	190	87	480	18,486	22,486	38,627	7,800	18,961
Total of Misc "	1,595	4,511	1,128	1,319	621	1,24,990	5,52,251	1,96,708	1,22,698	74,395
Oils—										
Animal—										
Fish Oil { Cwts. Gals.	559 6,941	788 8,274	7,800 90,434	27,227 336,257	22,305 354,828	10,645	19,824	1,54,354	5,04,155	5,11,228
Other kinds { Cwts. Gals.	50 658	720 8,201	532 6,612	582 7,021	959 11,815	2,407	25,216	18,528	9,069	24,228
Essential— { Lbs. Gals.	250 2,24	288 45	474 51	70 8	56 6	1,859	4,480	2,071	1,074	1,180
Natural—										
Gamphor { Lbs. Gals.	61,920 9,102	60,472 6,707	77,200 8,378	98,733 10,879	96,900 11,768	22,804	16,264	21,156	21,712	20,128
Cajuputi { Lbs. Gals.	1,201 148	1,227 202	2,278 219	2,194 244	2,449 271	2,971	4,194	5,229	8,784	4,592
Eucalyptus { Lbs. Gals.	4,209 477	1,952 214	1,852 205	2,723 420	1,063 118	2,299	2,512	3,448	4,992	1,982
Lavender { Lbs. Gals.	61 7	247 27	25 2	299 22	..	592	2,698	251	4,251	..
Otto Rose { Lbs. Gals.	..	25 8	2	..	50 6	..	228	79	37	167
Peppermint { Lbs. Gals.	648 94	2,441 268	2,554 260	2,194 263	4,048 445	6,270	18,880	21,729	19,797	23,789
Other sorts { Lbs. Gals.	75,632 8,318	181,210 17,294	119,997 12,342	103,378 11,299	108,258 12,084	8,84,871	5,14,025	5,45,092	4,70,491	4,95,049
Mineral—										
Fuel oils Gals.	5,045,862	6,591,586	7,441,681	6,669,563	8,222,272	12,69,233	16,85,640	15,54,820	12,91,658	17,09,877
Kerosene in bulk "	22,972,554	22,225,693	25,448,109	45,064,722	85,039,804	1,28,44,122	1,65,88,076	1,83,22,717	2,52,19,573	2,12,25,986
Kerosene in tins "	2,86,098	1,525,622	1,843,690	404,768	788,672	4,02,891	17,22,222	18,88,257	3,52,842	6,88,228
Lubricating oils—										
Batching oils . "	10,270,084	10,156,922	14,129,277	15,228,748	16,569,283	52,22,627	52,25,622	71,72,575	76,59,172	81,12,978
Other lubricating oils . "	4,858,627	4,683,581	4,052,055	4,209,708	2,908,922	71,77,195	20,21,209	20,42,998	42,22,222	42,41,088
Other kinds . "	2,922,929	4,798,522	2,764,277	2,622,252	2,422,122	29,95,642	52,12,765	20,20,202	22,04,072	22,91,440
Total of Mineral oils	26,845,684	26,917,212	36,479,690	74,494,722	98,017,221	2,71,08,111	2,64,22,699	2,82,97,222	4,25,12,729	4,07,70,276
Vegetable, non-Essential—										
Coconut Gals.	546,058	1,129,198	51,052	1,122,255	2,002,967	12,68,159	22,95,217	1,87,206	22,29,622	46,22,227
Linseed . "	2,408	1,109	2,258	2,225	2,422	9,071	2,620	6,429	7,012	6,222
Other sorts . "	95,759	89,358	98,840	94,299	61,945	1,27,727	2,50,920	2,58,214	2,51,962	1,84,248
Total of Vegetable oils { Gals. Cwts.	585,220 42,127	1,219,665 98,259	151,951 13,212	1,226,999 100,722	2,068,222 185,112	14,14,927	21,49,297	4,02,449	21,99,219	47,96,222
Total of Oils Value	—	—	—	—	—	2,29,60,547	4,01,22,667	2,50,77,221	4,77,87,220	4,62,42,946
Other—										
Oil-cloth and floor-cloth . Sq. Yds.	112,068	152,988	124,209	220,199	209,969	1,76,754	2,01,291	1,77,022	1,92,229	2,21,114
Opium . Lbs.	24	2,229	42	21	..	1,194	52,227
Packing—Engine and boiler—of all kinds, including asbestos Value	—	—	—	—	—	2,04,205	4,75,200	2,21,010	2,24,626	1,80,274

No. 12—continued
IMPORTS—continued

PRINCIPAL AND OTHER ARTICLES	QUANTITY					VALUE				
	1924-25	1925-26	1926-27	1927-28	1928-29	1924-25	1925-26	1926-27	1927-28	1928-29
BENGAL—continued										
CALCUTTA—continued										
Paints and painters' materials—										
Paints and Colours—										
Barytes Cwts.	6,153	20,627	25,378	9,044	10,889	23,936	78,008	87,872	35,662	34,164
Blue paint or Paris blue	69	15	191	10	..	4,557	622	17,532	251	..
Enamels prepared	3,404	3,507	3,843	5,531	2,727	1,42,674	1,98,342	3,39,861	2,66,951	1,65,321
Graphite	710	390	486	865	6,706	43,034	25,287	27,764	31,497	67,242
Red lead—										
Genuine, dry	9,642	9,418	17,155	19,936	18,377	2,89,313	2,99,463	5,27,051	3,74,046	3,71,546
Reduced, dry	166	118	198	60	181	4,185	2,988	5,474	1,582	3,546
White lead—										
Genuine, dry	8,998	8,429	13,364	9,828	10,392	3,74,030	2,63,147	3,99,421	2,95,528	2,43,340
Reduced, dry	468	40	224	100	18	12,694	929	5,717	2,105	255
Genuine, moist	215	2,132	3,120	14,987	1,383	8,027	74,569	1,01,958	3,82,858	44,927
Reduced, moist	168	642	98	108	..	5,278	16,976	1,783	3,537
Zinc, white—										
Genuine, dry	3,133	6,682	7,962	11,413	2,378	61,521	1,85,182	2,05,122	3,83,913	47,062
Reduced, dry	1,209	75	46	354	46	25,726	1,974	988	7,193	700
Genuine, moist	729	5,812	5,905	4,987	5,302	27,179	2,13,890	2,17,908	1,67,493	1,73,510
Reduced, moist	906	3,081	2,142	2,892	2,509	18,449	71,290	44,351	54,679	47,519
Other sorts	123,504	105,117	90,714	110,308	123,853	29,51,027	23,03,866	24,84,615	23,08,316	29,20,124
Painters' materials (other than paints and colours)—										
Turpentine—										
Genuine turpentine	1,152	953	2,140	2,451	3,168	53,781	53,982	1,12,446	1,08,546	91,477
Turpentine substitutes	376	181	193	159	89	11,032	4,724	5,377	3,122	2,002
Varnish	6,980	8,836	10,775	15,114	8,945	5,43,370	6,24,420	6,59,714	7,40,788	5,73,442
Other kinds Value	—	—	—	—	—	82,667	1,47,492	1,84,261	2,34,298	1,68,822
Total of Paints and painters' materials Value	—	—	—	—	—	46,08,902	45,61,309	54,14,498	58,96,105	49,61,535
Paper and pasteboard—										
Paper—										
Packaging paper Cwts.	41,677	53,900	60,737	61,971	72,406	7,76,970	9,95,733	10,75,658	11,09,319	12,73,866
Printing paper—										
Newsprinting	127,119	109,260	1,41,954	110,132	54,557	18,46,254	14,48,787	20,14,632	18,61,326	7,04,461
Other sorts	57,585	47,678	40,086	78,055	171,126	15,81,589	11,56,589	10,71,144	15,19,015	28,07,907
Writing paper and envelopes—										
Writing paper in large sheets	31,564	28,174	23,749	28,739	26,432	11,13,455	10,27,576	8,04,288	9,55,594	9,41,668
Note and letter paper and envelopes	229	771	1,837	1,777	1,444	15,745	47,522	1,52,362	1,21,664	81,681
Envelopes imported separately	1,174	1,069	1,707	2,064	2,232	88,262	70,988	1,21,520	1,43,083	1,61,669
Old Newspaper in bales and bags	56,490	72,133	1,09,331	1,52,774	175,232	4,05,555	4,19,415	5,84,313	8,01,907	8,93,829
Other kinds of paper	12,894	16,898	14,307	12,672	30,224	10,24,794	9,35,443	10,43,163	8,96,419	13,36,034
Paper manufactures	13,477	17,798	16,192	11,605	11,894	10,43,294	10,87,314	10,22,835	7,75,404	7,18,772
Pasteboard, mill board, and cardboard of all kinds—										
Strawboards	55,104	65,645	58,998	73,525	72,883	4,30,607	4,88,184	3,95,035	4,70,626	4,85,019
Other kinds	19,093	22,293	42,330	44,423	71,174	3,58,048	3,60,188	6,97,896	7,07,935	10,77,841
Manufactures of Pasteboard, millboard and cardboard	3,190	1,845	1,718	5,726	2,210	1,19,315	71,690	72,487	1,36,357	63,724
Total of Paper, etc. Value	—	—	—	—	—	88,03,868	80,79,979	90,61,863	89,99,899	1,05,40,360
Paper-making materials—										
Pulp of wood Cwts.	199,373	230,806	2,09,836	397,617	425,476	21,86,527	25,13,151	33,98,032	40,09,631	39,43,356
Rags and other materials	49	103	146	90	361	1,704	4,490	6,980	2,872	6,055
Paraffin wax Tons	64	35	186	159	354	37,233	22,337	72,715	45,324	1,07,291
Perfumery, not being perfumed spirit Value	—	—	—	—	—	70,612	66,307	89,176	1,16,851	90,857
Pitch, tar and Dammer—										
Coal tar and pitch Cwts.	2,721	3,349	1,251	1,959	3,024	23,219	17,146	9,119	17,941	32,716
Stockholm tar and pitch	1,975	3,214	3,620	2,668	1,003	23,226	38,955	51,259	34,130	14,406
Plants, living, etc. Value	—	—	—	—	—	29,598	28,181	23,492
Polishes—										
Polishes and compositions for application to leather	—	—	—	—	—	4,14,926	4,97,583	3,95,363	4,36,393	5,44,099
Polishes and compositions for application to metals, etc.	—	—	—	—	—	2,06,784	1,91,213	1,56,310	1,84,105	1,69,334
Wood polish	—	—	—	—	—	23,351	8,151	16,997	11,980	15,501
Polishes, other sorts (a)	—	—	—	—	—	—	—	1,10,199	1,07,384	1,06,591
Total of Polishes	—	—	—	—	—	6,45,071	6,96,952	6,78,569	7,39,861	8,35,525

(a) Separately recorded from 1926-27.

TRADE AT CHIEF PORT
CALCUTTA

(52)

No. 12—continued
IMPORTS—continued

PRINCIPAL AND OTHER ARTICLES,	QUANTITY					VALUE				
	1924-25	1925-26	1926-27	1927-28	1928-29	1924-25	1925-26	1926-27	1927-28	1928-29
						R	R	R	R	R
BENGAL—continued										
CALCUTTA—continued										
Precious stones and Pearls unset—										
Precious stones						2,84,323	8,44,127	2,68,556	8,64,751	5,82,738
Diamonds † Value										
Other precious stones						4,120	5,270	1,80,354	1,20,035	..
Pearls						..	910
Printing and Lithographing machinery and materials (excluding paper)—										
Printing and Lithographing presses Value						10,19,483	8,96,974	7,46,469	7,68,926	11,44,256
Printing type Cwts.	856	892	523	260	637	1,20,910	1,21,742	90,855	58,194	1,09,478
Printers' and Lithographers' ink Value						1,96,804	2,20,210	2,19,472	2,37,851	8,60,084
Other materials						1,18,096	96,762	1,22,682	1,47,076	1,55,974
Total of Printing and Lithographing machinery, etc.						14,55,273	13,35,638	11,79,478	12,07,047	17,09,792
Prints, engravings and pictures—										
Photographs and picture postcards Value						12,894	10,530	20,087	47,315	16,068
Others						4,80,132	39,373	53,025	55,716	61,592
Total of Prints, etc.						4,43,026	49,903	73,112	1,02,931	80,660
Provisions and Oilman's stores—										
Bacon and hams Cwts.	4,891	4,742	6,028	5,874	5,235	6,17,147	6,16,438	7,56,844	6,91,832	6,07,697
Biscuits and cakes	6,136	8,181	9,048	11,160	10,045	6,41,344	7,46,131	8,21,647	10,20,514	9,48,107
Butter	144	130	22,612	22,122
Canned and bottled provisions (not specified elsewhere)—										
Canned or bottled fruits	3,230	5,149	3,491	4,870	3,455	1,87,643	2,65,641	1,91,010	2,64,736	2,46,081
Tinned or canned fish	2,410	2,920	2,855	3,267	4,482	1,85,707	1,97,789	2,04,314	2,26,724	2,11,236
Vegetable products (a)				97,011	111,167				42,61,121	43,84,610
Others	46,333	74,071	150,286	35,024	36,599	23,07,831	37,97,542	69,38,827	19,17,512	19,76,731
Cheese (including canned)	2,337	2,699	3,104	3,145	2,936	2,76,639	3,24,799	3,47,084	3,37,194	3,19,653
Cocoa and chocolate	959	1,398	1,441	763	970	87,092	1,09,123	1,09,034	60,563	78,124
Confectionery (b)				3,268	7,583				7,29,111	6,86,398
Farinaceous and patent foods—										
Farinaceous foods in bulk	150,525	163,710	144,644	186,847	181,346	23,77,730	23,34,996	18,84,111	20,08,803	19,24,916
Milk foods for infants and invalids (wholly or mainly milk)	8,055	3,999	5,689	5,436	5,941	12,93,551	8,43,397	12,15,605	9,84,685	10,38,891
Other sorts	18,137	16,492	17,593	20,227	20,999	7,33,032	8,00,121	8,63,017	10,23,148	10,04,341
Jams and jellies	4,486	3,788	3,736	4,375	3,441	2,42,470	1,89,117	1,92,996	2,11,845	1,76,313
Milk, condensed and preserved (including milk or jam)	17,696	23,478	28,524	29,465	36,933	10,32,178	11,14,306	12,21,263	10,90,675	11,61,311
Pickles, chutnies, sauces, and condiments	1,473	1,785	1,498	1,731	1,642	1,36,304	1,41,531	1,16,948	1,38,845	1,37,113
Vinegar (excluding bottled vinegar)	4,693	5,714	5,998	4,709	6,459	7,413	7,436	6,214	6,630	9,775
Other sorts of provisions—										
Others	3,122	3,010	6,361	7,112	11,282	1,99,507	1,86,110	3,08,596	3,77,999	5,03,723
Total of Provisions and Oilman's stores	264,789	315,422	384,287	423,709	443,838	1,05,30,563	1,16,74,671	1,51,81,010	1,53,75,099	1,53,81,140
Railway plant and rolling-stock—										
Carriages and wagons and parts thereof Value						2,14,34,955	1,23,64,913	63,92,582	64,38,263	
Locomotive engines and tenders and parts thereof										
Materials for construction—										
Bridge work Tons	1,783	..	1	46,79,370	57,91,971	34,07,215	15,49,896	
Rails, chairs, and fish-plates of steel or iron	3,059	4,05,710	..	212	..	
Sleepers and keys of steel or iron	619	7,694	2,598	25	..	5,72,519	
Sleepers of wood	1,383	5,784	5,410	4,369	..	1,16,249	18,92,339	2,40,532	7,859	
Other kinds of materials	8,662	7,263	3,065	1,683	..	1,55,789	5,51,800	5,17,047	6,72,719	
Total of Railway Plant and Rolling-stock Value						26,44,755	18,67,141	10,94,974	10,58,079	
Total of imports of Railway materials made direct by State Railways working under Company management						8,00,09,327	2,19,68,164	1,16,52,512	97,26,816	
Total of imports of Railway materials made by other Railways or by Contractors or Merchants						1,24,41,538	
						1,75,67,789	2,19,68,164	1,16,52,512	97,26,816	

* Discontinued from 1928-29 and shown under respective articles they are made of.
† Includes imports by post.
(a) Separately recorded from 1927-28.
(b) Transferred from Sugar from 1927-28.

No. 12—continued
IMPORTS—continued

PRINCIPAL AND OTHER ARTICLES	QUANTITY					VALUE				
	1924-25	1925-26	1926-27	1927-28	1928-29	1924-25	1925-26	1926-27	1927-28	1928-29
BENGAL—continued										
CALCUTTA—continued										
Rubber— Raw Lbs.	62,851	46,627	29,123	70,081	26,946	64,673	80,827	96,852	85,569	15,546
Manufactures—										
Pneumatic motor covers..	46,976	71,292	77,735	91,150	102,682	20,44,972	34,52,619	30,40,010	37,13,233	39,46,375
“ “ tubes “	61,409	79,944	87,568	92,206	108,980	4,52,926	6,71,274	5,86,461	6,59,175	7,29,506
“ “ cycle covers “	1,381	1,424	1,836	1,396	8,970	31,458	33,243	24,304	19,962	32,599
Pneumatic motor cycle tubes “	2,088	1,426	1,985	1,850	9,164	10,521	8,246	7,632	5,349	15,809
Pneumatic cycle covers “	11,428	182,898	164,004	191,917	227,313	4,04,143	5,10,917	4,16,805	3,85,323	4,22,063
“ “ tubes “	129,206	191,025	218,303	231,600	371,667	1,97,001	2,55,712	2,62,860	2,87,506	3,04,700
Solid rubber tyres for motor vehicles “	2,734	4,065	2,730	3,927	3,155	3,93,248	4,67,380	3,41,846	4,59,649	3,88,066
Other manufactures except apparel, boots and shoes . Value	—	—	—	—	—	9,45,763	9,31,450	11,99,615	11,34,746	10,64,981
Total of Rubber	—	—	—	—	—	45,45,705	64,11,662	59,16,385	67,50,512	70,09,865
Salt										
Tons	477,957	424,475	414,014	485,000	465,935	1,05,46,306	70,31,009	89,41,272	1,26,64,173	1,09,24,820
Mds.	13,011,418	11,556,245	11,270,390	11,841,828	12,685,147	—	—	—	—	—
Feeds—										
Oil-seeds—										
Essential Tons	—	—	—	30	1	—	—	—	15,484	600
Non-essential—										
Copra or coconut kernel	2	35	20	6	4	1,029	16,903	8,887	2,874	1,627
Groundnut	101	—	—	—	—	27,600	159	—	—	—
Others	2	1	—	—	—	1,600	400	—	—	—
Other than oil-seeds	9	19	40	112	232	50,239	84,919	86,548	1,53,602	2,57,776
Total of seeds	114	55	60	148	287	80,609	1,02,381	95,435	1,71,960	2,60,008
Shells and Cowries— Cowries Gwts.	810	2,427	2,202	2,312	1,682	10,405	22,183	18,311	23,858	23,840
Shells— Shells (chanks sankhli large, etc.)	18,985	15,270	13,191	16,069	13,146	1,56,134	59,397	1,52,617	1,70,544	1,47,261
Smokers' requisites (excluding tobacco) Value	—	—	—	—	—	2,12,479	1,52,125	2,32,665	2,01,355	1,59,897
Soap—										
Household and laundry soap in bars or tablets Gwts.	19,510	27,472	33,234	34,319	31,955	7,29,009	6,81,396	11,45,739	11,87,437	11,57,428
Toilet soap	7,222	10,301	12,778	14,753	13,522	8,28,866	10,16,797	12,37,900	14,04,583	12,91,660
Other sorts	21,267	25,576	12,140	5,681	6,967	5,84,075	5,74,695	3,04,940	1,63,061	2,53,757
Total of Soap	48,008	63,349	58,202	55,253	52,344	21,41,950	25,72,888	26,88,579	27,55,081	27,02,845
Spices—										
Betelnuts	727,725	757,258	732,158	829,757	813,287	1,06,73,701	1,34,60,002	1,49,34,077	92,23,303	1,26,51,810
Cassialigna(a)	—	—	—	16,224	26,666	—	—	—	3,21,746	4,99,698
Cloves	8,511	8,874	7,551	17,834	14,620	6,94,787	6,40,016	4,88,541	9,91,140	8,74,941
Ginger	2,528	1,938	256	478	1,320	89,610	73,852	12,260	16,088	46,954
Nutmegs	1,874	2,912	2,552	2,396	2,573	74,988	1,36,611	1,97,991	1,84,776	1,45,580
Pepper	3,590	2,508	21,601	2,663	7,355	1,77,998	1,18,540	8,32,319	2,33,061	6,70,618
Other sorts	228	407	245	717	1,014	24,301	33,975	47,991	71,833	73,481
Total of Spices	744,449	778,897	764,563	870,669	871,835	1,17,35,385	1,44,62,996	1,65,10,179	1,10,42,007	1,49,61,582
Starch and farina— Starch	12,608	29,599	45,078	74,918	82,374	1,72,417	3,63,560	4,89,882	8,08,120	9,34,096
Farina and Potato flour	1,084	895	929	1,362	3,457	15,655	16,246	11,670	18,561	40,985
Stationery (excluding paper)— pencils (excluding slate pencils) Dozens	791,524	1,311,310	656,804	1,184,419	1,378,571	1,94,937	2,53,812	1,05,028	2,30,270	3,21,225
Other sorts Value	—	—	—	—	—	21,52,038	22,88,051	21,14,036	23,01,644	31,18,858
Sticks and whips	—	—	—	—	—	26,448	33,523	30,242	52,356	92,531
Stone and Marble— Stone and marble Tons	636	3,857	4,091	2,578	1,791	97,256	6,32,332	4,19,721	2,76,569	2,84,942
Articles of stone and marble	49	153	604	202	133	18,971	41,697	60,781	5,333	61,921
Total of Stone and Marble	685	4,010	4,695	2,780	1,924	1,16,227	6,74,029	4,80,502	3,34,902	3,46,863

TRADE AT CHIEF PORT
CALCUTTA

(54)

No. 12—continued
IMPORTS—continued

PRINCIPAL AND OTHER ARTICLES	QUANTITY					VALUE				
	1924-25	1925-26	1926-27	1927-28	1928-29	1924-25	1925-26	1926-27	1927-28	1928-29
						₹	₹	₹	₹	₹
BENGAL—continued										
CALCUTTA—continued										
Sugar—										
Best Sugar . . . Tons	4,821	2,115	11,193	1,060	671	14,44,409	5,21,446	27,82,864	2,33,786	81,9
Sugar, 16 Dutch Standard and above . . . "	239,870	312,360	312,604	300,316	348,014	7,10,01,122	6,20,72,569	6,91,97,332	5,68,09,648	5,99,40,1
Sugar, 15 Dutch Standard and below . . . "	159	401	40	186	125	51,520	71,163	11,736	43,362	30,1
Molasses . . . "	53,124	65,578	86,479	85,922	59,923	27,16,726	34,76,554	46,65,796	38,90,408	19,25,1
Confectionery (a) . . . "	249	297	353	—	—	5,75,714	6,00,139	6,46,923	—	—
Saccharin (b) . . . Lbs.	27	30	501	—	—	1,976	2,266	2,811	—	—
Total of Sugar { Tons	298,023	380,751	410,759	377,404	408,832	7,57,01,467	6,67,44,137	7,73,07,462	5,90,86,202	6,19,96,5
Lbs.	27	30	501	—	—					
Tallow and stearine including grease and animal fat—										
Grease (excluding mineral grease) Cwts.	1,980	2,139	2,544	2,550	2,765	33,013	30,804	35,778	30,332	44,2
Other sorts . . . "	1,936	1,179	595	1,238	4,162	52,913	41,092	20,998	39,885	1,27,9
Total of Tallow and Stearine . . . "	3,916	3,318	3,139	3,788	6,927	85,926	71,896	56,776	70,217	1,72,1
Tea—										
Black . . . Lbs.	605,090	1,191,030	1,098,701	2,426,851	2,823,975	5,24,032	8,96,587	10,03,089	22,52,499	21,28,7
Green . . . "	78,046	6,674	23,056	39,179	70,900	53,817	5,386	28,307	19,670	57,7
Total of Tea . . . "	683,136	1,197,704	1,121,757	2,466,030	2,894,875	5,78,749	9,01,973	10,31,396	22,72,169	21,86,5
Tea-chests (entire or in sections)—										
Of wood . . . Value	—	—	—	—	—	67,48,310	61,69,353	43,46,572	50,22,309	48,31,11
Of Iron . . . "	—	—	—	—	—	8,909
Total of Tea-chests, etc. . . "	—	—	—	—	—	67,57,219	61,69,353	43,46,572	50,22,309	48,31,11
Telegraphs, materials for construction and accessories (excluding electrical) . . . "	—	—	—	—	—	111	3,346	3,676	146	11
Telephones, materials for construction and accessories (excluding electrical) . . . "	—	—	—	—	—	31,761	31,202	33,066	44,844	53,30
Textiles—										
Cotton—										
Raw . . . Tons	..	34	132	..	9	215	37,891	1,30,166	20	14,6
Waste . . . Cwts.	2	103	..
Twist and yarn—										
Grey Nos. 1 to 10 . . . Lbs.	..	999	1,530	..	200	..	1,160	2,386	..	29
" " 11 to 15 . . . "	2,243	12,623	4,291	11,596	5,881	3,684	19,744	5,729	13,334	8,90
" " 16 to 20 . . . "	4,146,093	2,401,076	524,985	907,475	725,766	46,24,108	24,26,791	7,20,809	10,51,974	9,74,211
" " 21 to 25 . . . "	130,447	132,834	129,266	150,232	87,828	2,07,206	2,37,613	1,94,050	2,11,428	1,24,111
" " 26 to 30 . . . "	44,308	15,647	44,831	133,274	45,610	66,732	37,374	51,020	1,32,579	58,67
" " 31 to 40 . . . "	6,472,216	5,913,452	5,153,116	7,701,487	6,982,205	96,20,611	70,19,969	52,95,036	75,92,399	78,39,901
" " 41 to 50 . . . "	384,332	313,340	319,838	391,053	432,265	7,74,467	5,12,702	3,96,419	4,86,047	6,64,540
" " 51 to 60 . . . "	252,760	204,970	200,797	155,178	329,035	5,52,042	3,51,690	3,06,310	2,18,123	4,69,871
" " 61 to 100 . . . "	821,810	988,474	928,952	915,943	1,142,517	21,52,621	23,65,513	17,55,675	16,09,933	23,49,071
" Above No. 100 . . . "	36,966	49,495	51,827	36,134	40,191	1,23,467	2,02,102	1,47,651	1,02,513	1,20,233
" Two-folds (doubles) . . . "	221,525	313,718	240,950	584,457	458,601	5,58,492	4,53,755	3,12,843	6,70,366	6,27,327
White (Bleached) Coloured—										
Nos. 1 to 20 . . . "	260,276	235,841	135,760	378,562	212,904	5,49,206	4,30,689	2,20,950	4,62,321	3,40,966
" 21 to 25 . . . "	39,974	7,152	..	17,810	74,151	75,823	12,320	..	24,230	1,00,440
" 26 to 30 . . . "	6,896	5,528	1,304	4,931	1,785	13,227	0,239	2,750	7,788	2,304
" 31 to 40 . . . "	3,205	121	..	1,040	2,331	5,127	217	..	2,379	2,468
" 41 to 50 . . . "	3,220,071	2,885,593	1,730,399	2,260,338	1,830,362	61,88,342	47,82,037	24,52,868	28,83,742	19,33,403
Above No. 50 . . . "	..	5,900	2,400	..	4,500	..	5,250	3,013	..	5,033
Two-folds (doubles) . . . "	46,100	78,600	75,900	62,614	66,730	1,46,178	2,25,426	1,62,533	1,54,622	1,40,633
Mercerised cotton Yarn . . . "	69,241	60,969	25,208	105,930	189,408	1,85,232	1,49,809	62,821	2,05,104	2,54,771
Unspecified descriptions of twist and yarn . . . "	2,593	305	4,633	..	9,565	7,642	1,031	10,693	..	18,313
Total of Twist and yarn . . . "	32,042	13,422	45,545	27,864	8	10,474	3,882	42,700	32,042	19
Total	16,293,652	13,639,177	9,021,872	13,845,918	12,121,733	2,58,74,931	1,92,38,568	1,21,66,361	1,68,68,994	1,60,36,713

(a) Transferred to Provisions from 1927-28.
(b) Transferred to Drugs, etc., from 1927-28.

No. 12—continued
IMPORTS—continued

PRINCIPAL AND OTHER ARTICLES	QUANTITY					VALUE				
	1924-25	1925-26	1926-27	1927-28	1928-29	1924-25	1925-26	1926-27	1927-28	1928-29
BENGAL—continued										
CALCUTTA—continued										
Textiles—continued										
Cotton—continued										
Manufactures—										
Blankets . . . Lbs.	3,246,597	1,208,545	3,004,851	3,037,171	1,752,484	25,08,064	8,82,762	18,80,712	17,64,578	9,03,196
Canvas . . . Yds.	113,355	132,383	206,625	298,308	310,688	1,46,506	2,62,774	2,65,800	2,42,668	2,51,623
Handkerchiefs and shawls in the piece—										
Handkerchiefs . . No.	1,496,534	1,349,886	2,621,125	3,274,323	1,647,775	2,51,978	2,12,780	2,77,621	2,85,370	1,45,921
Shawls . . . "	210,587	187,295	308,119	292,379	216,016	4,78,989	4,21,182	6,10,702	5,00,012	4,47,424
Hosiery—										
Stocking and Socks . . . Dozen pairs	259,678	442,359	464,833	441,573	543,424	7,03,530	10,44,866	9,08,627	9,19,200	9,32,649
Underwear(e) Dozens	—	—	1,636,504	1,378,233	1,840,372	53,26,093	66,08,161	73,44,644	59,98,857	72,45,953
Other sorts . Value	—	—	—	—	—	2,76,491	3,22,908	3,52,213	3,84,589	4,06,840
Lace and patent net . . . Yds.	323,678	248,954	367,464	432,071	531,674	2,69,830	1,91,790	2,45,183	2,88,771	3,13,375
Piece goods—										
Plain Grey—										
Dhulis, Saris, and Scarves . . . Yds.	..	32,100	9,166
Drills and Jeans Flannels and Flannelettes,, Jaconets, including Madrillams, Mulls, and Cambrics,,	2,958,596	3,043,360	2,722,214	2,203,089	2,228,833	11,97,005	10,83,517	7,77,742	6,33,775	6,50,629
	5,023	1,316	..
Longcloth and Shirt- ings . . . "	36,092,273	29,811,471	34,672,013	40,094,130	32,121,189	1,21,86,276	88,94,318	88,29,783	93,44,114	76,85,958
Sheetings . . . "	120,257,523	73,827,397	75,808,022	107,538,267	107,344,461	4,25,49,837	2,38,97,134	1,99,00,875	2,60,57,931	2,63,89,956
T. cloth and Domestics . . . "	3,889,650	3,361,157	3,082,526	2,580,767	14,010,620	14,22,865	11,10,431	8,14,674	6,84,164	2,72,252
Unspecified descrip- tions . . . "	36,000	68,623	53,230	41,896	49,800	12,000	16,634	11,461	9,132	9,133
Total of Plain Grey . .	640,463	229,631	69,632	71,458	221,237	1,81,651	79,410	28,029	21,578	65,116
Total of Plain Grey . .	163,874,506	110,373,744	116,407,646	152,534,630	142,976,140	5,75,38,634	3,50,90,605	3,03,62,664	3,67,62,009	3,49,73,093
Bordered Grey—										
Chadars . . . Yds.	792,140	634,205	1,212,733	737,426	1,037,185	3,03,181	2,24,308	3,52,954	2,01,640	2,77,420
Dhulis, Saris, and Scarves . . . "	469,106,564	414,061,515	449,617,578	511,139,720	460,741,461	14,00,41,558	12,14,52,256	11,30,53,543	12,13,31,545	10,74,19,114
Unspecified descrip- tions . . . "	197,343	62,406
Total Bordered Grey . .	470,096,047	414,695,720	450,830,311	511,877,146	461,778,596	14,94,07,145	12,16,76,559	11,34,06,490	12,15,33,194	10,76,96,534
Total of Plain and Bordered Grey . .	633,970,552	525,069,464	567,237,957	664,411,776	604,754,736	20,69,45,779	15,67,67,164	14,37,69,060	15,82,85,203	14,26,69,627
White (bleached)—										
Chadars . . . Yds.	415,513	218,799	241,226	269,189	51,793	1,32,928	65,484	64,358	64,315	11,726
Checks, Spots, and Stripes . . . "	1,263,431	464,396	548,968	699,795	795,297	5,59,105	1,96,577	2,17,544	2,84,156	3,11,515
Dhulis, Saris, and Scarves . . . "	56,070,219	56,709,117	94,498,045	57,547,504	20,589,884	1,90,91,230	1,79,54,482	2,65,39,179	1,39,14,659	48,42,681
Drills and Jeans . . . "	3,032,268	2,450,806	1,070,264	2,611,309	1,390,427	16,18,746	10,43,636	8,13,134	9,01,646	6,10,673
Flannel and Flannelettes . . . "	..	51,055	10,072	4,090	4,700	..	18,028	3,898	1,055	1,675
Jaconets, Mada- pollams, Cam- brics, and Muslins . . . "	3,322,094	2,616,030	3,543,798	3,383,257	2,165,112	19,13,437	12,95,098	16,34,813	14,82,797	9,91,364
Lawns . . . "	583,511	762,876	1,161,538	790,098	371,139	2,45,234	2,81,492	4,34,733	2,83,418	1,23,250
Longcloth and Shirtings . . . "	18,824,795	10,173,454	9,964,632	15,433,079	13,980,111	77,21,199	37,34,949	33,28,998	47,02,004	41,89,960
Mulls . . . "	41,133,613	39,785,187	42,831,607	48,100,031	39,830,839	1,31,29,736	1,20,27,116	1,22,60,931	1,18,50,402	93,77,209
Naturcoats . . . "	52,862,245	35,798,161	38,209,927	52,913,389	40,600,747	1,56,05,005	89,07,740	82,45,114	1,06,65,833	83,53,388
Sheetings . . . "	23,540	45,363	25,729	40,007	18,175	45,675	33,021	20,036	39,533	19,333
T. cloth and Domestics . . . "	..	14,814	..	184	4,081	..	43	..
Twills . . . "	5,697,273	3,419,070	3,485,450	5,317,201	5,264,029	26,51,051	16,50,324	14,32,926	20,41,966	20,95,160
Unspecified de- scriptions . . . "	2,594,355	1,213,846	2,734,036	2,252,450	1,176,741	16,56,962	6,81,137	11,21,336	9,12,788	4,13,334
Total of White (bleached) . .	185,825,733	153,723,793	199,225,202	189,376,633	126,298,994	6,43,77,168	4,76,41,271	5,61,76,112	4,72,38,612	3,11,45,627

a) Quantity recorded from 1926-27.

TRADE AT CHIEF PORT
CALCUTTA

(56)

No. 12—continued
IMPORTS—continued

PRINCIPAL AND OTHER ARTICLES	QUANTITY					VALUE				
	1924-25	1925-26	1926-27	1927-28	1928-29	1924-25	1925-26	1926-27	1927-28	1928-29
BENGAL—continued CALCUTTA—continued Textiles—continued Cotton—continued Manufactures—continued Piece goods—continued Coloured, printed, or dyed— Printed goods— Cambrics, including Madapolams, Mulls, and Jaconets . Yds.	1,819,958	1,417,988	1,510,586	1,578,116	845,470	5,72,485	4,08,492	3,85,693	3,77,959	1,47,70
Checks, Spots and Stripes "	372,108	299,305	89,594	256,098	116,008	1,33,498	1,11,493	80,705	83,841	58,86
Dhatis . . . "	22,171	..	7,808	8,669	..	4,026
Drills and Jeans . . . "	473,112	1,600,061	1,890,767	7,102,692	7,557,044	2,18,411	7,22,252	6,06,830	20,44,878	17,58,21
Flannel and Flannelettes . . . "	1,177,695	851,487	2,249,908	4,105,449	4,217,769	5,41,013	3,31,661	7,20,231	11,73,468	10,99,68
Prints and Chints . . . "	6,281,678	7,060,062	8,699,144	13,281,211	11,614,702	24,25,104	26,23,778	27,46,343	38,44,554	24,02,88
Saris and Scarves . . . "	7,588,506	9,324,099	15,041,937	14,771,540	9,522,362	32,61,211	35,24,311	49,98,424	43,99,738	27,86,92
Sateens (a) . . . "	—	472,209	624,208	667,142	755,661	—	2,07,728	2,45,795	2,97,379	3,77,782
Shirtings . . . "	3,096,309	2,834,691	2,604,524	2,523,637	2,085,654	12,24,897	10,38,286	8,61,554	6,78,966	5,54,31
Twills . . . "	1,661,011	1,000,042	1,572,182	1,922,108	929,018	8,51,864	4,38,338	5,91,217	6,10,828	2,90,58
Unspecified descriptions . . . "	3,870,099	2,943,467	3,576,971	3,190,867	2,389,994	15,79,530	11,15,127	18,28,098	10,20,927	7,79,47
Total of Printed Goods . . . "	28,812,837	28,094,311	37,867,624	49,396,860	39,733,682	1,08,15,602	1,05,19,466	1,25,17,911	1,45,31,538	1,02,55,68
Dyed Goods— Cambrics, including Madapolams, etc. Yds.	1,022,197	1,207,634	1,583,797	2,089,504	2,239,541	2,01,457	2,73,140	3,38,820	5,50,875	6,81,89
Checks, Spots and Stripes . . . "	993,532	495,463	1,185,632	1,435,188	1,519,800	5,26,527	2,06,667	4,94,644	7,10,468	7,65,195
Drills and Jeans . . . "	298,249	91,108	141,213	128,770	246,047	1,35,058	40,274	42,663	49,184	75,022
Flannels and Flannelettes . . . "	316,225	281,497	648,718	460,892	435,220	1,30,715	99,179	1,87,583	1,24,164	1,22,589
Italian cloth and Sateens (a) . . . "	—	954,298	2,588,738	4,149,931	4,462,625	—	4,93,566	12,04,261	17,55,209	17,44,728
Saris and Scarves . . . "	202,574	67,976	631,161	105,168	62,316	96,319	22,013	2,24,720	39,219	22,155
Shirtings . . . "	6,434,635	6,770,009	8,287,761	12,004,876	5,394,929	20,29,980	19,99,698	20,14,279	26,30,027	11,40,920
Twills . . . "	1,258,421	250,320	191,974	316,454	567,096	5,24,305	1,52,031	1,19,711	1,39,781	2,29,383
Unspecified descriptions . . . "	7,377,768	2,805,248	5,641,310	3,699,042	3,497,685	43,55,376	13,37,203	23,31,125	11,76,973	10,95,532
Total of Dyed Goods . . . "	17,993,651	12,923,603	20,875,304	24,389,625	18,425,259	80,10,837	46,23,773	69,57,806	71,77,895	58,83,416
Woven coloured goods— Cambrics, including Madapolams, etc. Yds.	956,961	443,544	940,891	2,104,770	1,586,790	6,73,185	2,61,103	5,47,670	10,27,697	7,61,973
Checks, Spots, and Stripes . . . "	2,550,170	1,986,152	1,521,509	2,665,326	4,455,627	12,92,768	7,11,671	6,68,499	14,31,177	20,28,135
Coatings and Trouserings, including Cashmeres, Serges and Tweeds (a) . . . "	—	2,556,816	3,126,976	2,109,228	2,394,921	—	24,06,912	18,83,577	12,94,542	14,43,176
Dhatis . . . "	494,380	78,555	373,529	275,790	182,722	1,75,454	37,668	1,17,059	99,988	79,740
Drills and Jeans . . . "	4,063,866	9,639,832	14,239,237	18,552,565	8,488,964	18,61,501	30,97,770	37,91,479	34,62,676	22,25,738
Flannel and Flannelettes . . . "	1,761,515	3,369,811	4,479,492	3,920,663	2,151,821	7,89,555	12,74,246	13,08,280	11,32,962	5,97,741
Saris and Scarves . . . "	1,848,408	2,189,601	5,453,051	4,861,582	3,147,892	8,85,019	8,59,976	19,59,750	15,11,796	9,91,504
Shirtings . . . "	3,184,472	5,572,968	5,343,171	5,800,012	6,717,179	14,88,391	19,02,665	14,91,919	15,47,028	19,73,532
Twills . . . "	3,274,520	1,747,090	2,623,220	3,748,816	3,201,135	14,31,130	6,51,350	8,04,678	10,55,642	9,20,524
Lungs and Satongs . . . "	1,292,237	1,972,518	3,864,307	2,882,948	2,921,836	9,00,149	13,21,247	22,81,156	14,57,291	13,88,873
Velvet and Velveteens (a) . . . "	—	310,819	380,112	492,171	465,196	—	3,21,221	3,04,455	4,18,797	3,43,617
Unspecified descriptions . . . "	21,581,388	15,533,974	17,035,787	17,751,380	14,970,964	1,61,06,302	1,07,09,328	1,02,30,258	98,62,707	82,05,429
Total of Woven coloured piece goods . . . "	40,947,912	46,451,680	59,335,222	60,165,281	51,786,037	2,54,93,404	2,35,55,157	2,53,73,780	2,37,97,308	2,09,64,982
Total of Woven Coloured, Printed or Dyed . . . "	85,164,400	87,469,594	118,078,150	133,951,716	109,944,978	4,43,19,348	3,86,98,396	4,48,54,497	4,55,06,786	3,71,04,279
Fruits of all descriptions . . . "	829,823	601,903	919,794	786,534	765,537	70,476	1,69,983	2,33,615	2,16,133	2,10,654
Total of Piece goods . . . "	905,300,547	796,864,754	835,461,103	986,526,109	841,764,245	31,57,13,266	24,84,70,814	24,50,83,284	25,12,46,684	21,11,80,187

(a) Separately recorded from 1925-26.

No. 12—continued

IMPORTS—continued

PRINCIPAL AND OTHER ARTICLES	QUANTITY					VALUE				
	1924-25	1925-26	1926-27	1927-28	1928-29	1924-25	1925-26	1926-27	1927-28	1928-29
BENGAL—continued						R	R	R	R	R
CALCUTTA—continued										
Textiles—continued										
Cotton—continued										
Manufactures—continued										
Rope Lbs.	188,118	109,255	110,636	138,403	57,929	2,28,980	1,50,371	1,35,857	1,80,415	71,660
Thread, sewing . . "	442,881	655,574	650,917	682,811	619,891	18,84,074	23,82,073	22,15,267	21,82,487	20,77,052
Other sorts . of manufactures . . "	628,700	810,489	932,759	897,792	834,265	11,78,200	13,82,456	14,29,667	12,14,125	10,57,438
Total of Cotton manu- factures . . Value	—	—	—	—	—	32,90,26,055	25,72,97,937	26,07,49,647	26,52,11,840	22,49,83,337
Total of Cotton goods including twist and yarn "	—	—	—	—	—	35,48,90,988	27,65,36,495	27,29,16,008	28,10,80,634	24,10,20,072
Total of Cotton raw and cotton goods including twist and yarn "	—	—	—	—	—	35,48,91,201	27,65,74,386	27,30,46,164	28,10,80,957	24,10,34,706
Flax—										
Raw Lbs.	21,020	89,401
Twist and yarn . . "	..	40,200	12,031	7,068	19,220	..	62,783	12,259	8,322	22,517
Manufactures—										
Canvas . . . Yds.	576,028	770,045	913,995	1,043,403	872,476	9,24,256	11,54,176	12,70,988	14,86,230	12,28,301
Piece goods . . "	64,444	66,533	57,254	48,441	64,627	90,628	82,823	69,172	50,621	52,662
Thread, sewing . Lbs.	51,591	36,662	47,579	56,261	74,287	1,41,204	1,73,599	96,947	1,09,190	1,38,315
Other sorts . . "	1,272,965	222,718	205,861	256,038	266,781	5,15,469	4,08,117	3,45,855	4,61,069	4,57,524
Total of Flax manu- factures . . Value	—	—	—	—	—	16,71,557	18,18,715	17,82,462	21,07,172	18,76,802
Total of Flax . . "	—	—	—	—	—	17,10,958	18,81,478	17,04,721	21,16,494	18,99,319
Haberdashery and Millinery—										
Lace and embroi- dery . . Value	—	—	—	—	—	8,82,666	7,01,098	6,89,367	6,49,087	7,78,303
Towels not in the piece . . No.	122,579	181,897	179,779	261,314	317,962	68,200	77,162	70,967	79,031	1,15,528
Other sorts . Value	—	—	—	—	—	14,68,681	13,70,507	15,19,890	15,45,876	18,90,618
Total of Haberdashery and Millinery . . "	—	—	—	—	—	24,15,547	21,48,757	22,80,224	22,78,794	27,84,449
Hemp—										
Raw Cwts.	22,389	20,707	29,494	34,218	31,783	7,46,928	9,72,909	9,21,960	9,29,102	7,79,110
Manufactures . Value	—	—	—	—	—	25,821	56,328	1,24,096	1,24,574	21,288
Total of Hemp . . "	—	—	—	—	—	7,72,749	10,29,237	10,46,076	10,53,676	8,00,398
Jute—										
Raw Tons	619	270	12	27	11	89,828	95,800	5,584	3,352	4,072
Twist and yarn . Lbs.	10,296	25,776	6,270	10,808	4,886	6,133	8,079	1,610	4,816	1,408
Manufactures—										
Canvas . . . Yds.	19,461	27,153	14,897	70,602	10,232	29,884	53,253	23,098	1,03,640	6,693
Gunny bags . . No.	94,886	134,486	75,957	167,274	35,717	27,378	39,267	82,917	58,427	12,558
Gunny cloth . Yds.	8,046,420	20,874,621	13,391,179	3,280	3,317,271	8,51,383	25,91,966	17,11,787	678	2,26,016
Rope and twine . Cwts.	52	15	226	72	58	5,668	500	9,751	2,498	1,784
Othersorts . . "	723	1,073	5,488	3,222	6,715	69,365	70,340	75,384	1,01,632	99,630
Total of Jute manu- factures . . Value	—	—	—	—	—	9,93,6	27,55,325	18,52,937	2,66,870	3,46,681
Total of Jute . . "	—	—	—	—	—	10,89,639	28,69,214	18,60,081	2,75,088	3,52,761
Silk—										
Raw Lbs.	3,994	2,589	10,947	..	44	65,112	53,835	1,60,000	..	294
Waste "	204	1,323	506	4,821	4,580	965
Silk yarns, noils, and warps . . "	33,927	59,672	182,164	157,248	131,957	2,39,213	1,46,938	7,15,620	3,86,276	4,24,002
Manufactures—										
Goods of silk mixed with other materials Yds.	934,419	98,902	141,093	139,150	148,147	4,70,745	1,62,345	2,11,057	2,27,697	2,29,370
Piece goods . . "	271,458	473,377	319,833	567,338	631,931	6,41,601	9,25,464	6,19,574	8,85,158	8,78,905
Thread, sewing . Lbs.	6,047	6,045	5,101	4,154	792	42,977	1,06,005	1,06,060	66,871	14,317
Other sorts . . "	30,207	24,125	15,018	26,278	11,835	2,19,247	1,81,713	1,60,575	1,82,611	1,19,559
Total of Silk manu- factures . . Value	—	—	—	—	—	13,74,570	13,75,527	10,97,266	13,62,337	12,42,161
Total of Silk . . "	—	—	—	—	—	14,83,716	15,76,295	19,72,986	17,53,193	16,67,412

TRADE AT CHIEF PORT
CALCUTTA

(58)

No. 12—continued
IMPORTS—continued

PRINCIPAL AND OTHER ARTICLES	QUANTITY					VALUE				
	1924-25	1925-26	1926-27	1927-28	1928-29	1924-25	1925-26	1926-27	1927-28	1928-29
RENGAL—continued										
CALCUTTA—continued										
Textiles—concluded										
Wool—										
Raw . . . Lbs.	4,202,568	278,698	422,232	1,186,718	2,126,301	38,96,224	4,74,713	4,49,351	12,19,007	21,71,992
Yarn and knitting wool . . . "	222,722	239,440	298,493	335,000	264,262	5,76,809	7,75,800	7,01,185	7,74,008	6,90,391
Manufactures—										
Blankets . . . "	266,122	618,623	718,379	427,891	2,131,434	1,01,838	4,08,933	4,16,085	2,88,703	20,05,557
Braids . . . "	3,054	5,714	4,256	5,976	4,198	11,417	25,275	14,032	20,568	16,304
Carpets and rugs . . . "	96,284	241,675	334,905	965,758	84,532	2,21,233	4,53,160	6,66,168	13,45,812	2,33,800
Hosiery . . . "	35,612	97,964	73,748	88,948	125,248	2,18,165	5,78,254	4,16,297	4,31,413	5,92,384
Piece goods . . . Yds.	1,674,366	1,865,371	2,456,818	2,692,694	2,739,674	36,65,461	34,51,490	36,93,371	46,42,583	42,18,580
Shawls . . . No.	162,132	220,360	306,490	399,862	326,584	11,18,673	12,25,838	14,43,389	16,72,741	14,97,115
Other sorts . . . Lbs.	19,876	54,069	37,259	32,073	33,178	40,203	64,262	58,895	41,779	68,198
Total of Wool manufactures . Value	—	—	—	—	—	54,61,990	62,02,271	67,06,202	84,48,599	66,32,488
Total of Wool . . . "	—	—	—	—	—	99,34,523	74,52,784	78,56,788	1,04,36,614	1,14,94,871
Artificial silk—										
Artificial silk yarn . . . Lbs.	10,740	56,028	44,325	192,094	233,152	41,202	1,64,496	97,091	3,95,438	4,19,610
Piece goods of cotton and artificial silk . . . Yds.	5,370,957	3,401,894	10,494,286	13,433,831	8,099,899	52,82,314	29,27,402	68,82,781	88,27,332	48,92,987
Other sorts . . . Value	—	—	—	—	—	1,07,053	1,48,790	4,20,849	3,77,233	3,31,058
Other Textiles—										
Raw . . . Cwts.	—	145,140	—	—	—	—	4,36,067	—	—	—
Manufactured . . . Value	—	—	—	—	—	10,387	8,136	10,879	24,378	28,989
Tobacco—										
Unmanufactured . . . Lbs.	3,450,071	2,595,859	3,049,070	1,904,076	3,145,156	24,80,246	16,40,768	20,47,362	13,66,189	27,27,445
Manufactured—										
Cigars . . . "	13,049	19,956	20,433	16,256	15,459	90,188	1,04,002	99,277	1,01,233	85,304
Cigarettes . . . No.	831,442	1,082,194	1,332,223	1,899,918	1,947,649	38,75,967	47,28,874	56,32,144	76,01,932	78,66,136
Tobacco for pipes and cigarettes . . . Lbs.	151,300	145,900	137,430	139,674	122,681	11,02,877	10,34,626	9,70,865	9,71,412	8,46,241
Other sorts . . . "	2,825	300	3,425	2,194	168	11,378	1,435	18,311	3,073	289
Total of Tobacco . . . "	4,449,187	3,793,709	4,512,581	3,962,118	5,231,313	76,69,641	75,10,603	87,68,359	1,00,43,839	1,15,26,417
Toilet requisites (not specified elsewhere) . Value	—	—	—	—	—	14,46,369	14,86,011	17,45,817	18,48,112	18,50,942
Toys and requisites for games and sports including fishing tackle—										
Toys . . . "	—	—	—	—	—	12,23,193	12,46,743	11,99,294	10,98,095	14,17,220
Requisites for games and sports (excluding firearms, etc.)—	—	—	—	—	—	—	—	—	—	—
Playing Cards . . . "	—	—	—	—	—	3,24,584	3,19,876	5,21,065	4,14,027	2,50,619
Other sorts . . . "	—	—	—	—	—	4,14,704	4,07,121	4,74,901	4,73,515	3,99,441
Total of Toys . . . "	—	—	—	—	—	19,62,481	19,73,745	21,94,261	19,85,637	20,67,280
Umbrellas and Umbrella fittings—										
Umbrellas, complete, including parasols and sunshades . . . No.	21,478	90,979	87,020	44,439	79,685	62,426	2,23,052	1,93,878	97,886	1,89,355
Umbrella fittings . . . Value	—	—	—	—	—	24,19,395	25,02,767	25,74,321	32,38,488	26,97,049
Total of Umbrellas etc. . . "	—	—	—	—	—	24,82,821	27,30,819	27,68,199	33,36,374	28,86,404

No. 12—continued
IMPORTS—continued

PRINCIPAL AND OTHER ARTICLES	QUANTITY					VALUE				
	1924-25	1925-26	1926-27	1927-28	1928-29	1924-25	1925-26	1926-27	1927-28	1928-29
BENGAL—continued						R	R	R	R	R
CALCUTTA—continued										
Vehicles, excluding locomotives, etc., for Railways— Carriages and carts not mechanically propelled and parts thereof (excluding Railway carriages, trucks, etc.)—										
Carriages and carts not mechanically propelled (excluding Railway carriages, trucks, etc.) No.	1,680	633	368	1,396	1,085	3,67,648	1,00,797	1,23,405	2,31,443	1,67,869
Parts of carriages and carts (excluding rubber tyres) Value	—	—	—	—	—	5,65,217	2,27,668	3,36,082	3,01,530	3,32,024
Perambulators and children's go-carts No.	1,450	1,221	1,683	1,789	2,397	47,630	36,405	46,230	49,868	67,588
Parts of perambulators and children's go-carts Value	—	—	—	—	—	827	680	175	529	436
Total of Carriages and Carts ..	—	—	—	—	—	9,31,317	3,65,624	5,05,892	5,83,379	5,67,917
Cycles (other than motor cycles) and parts thereof and accessories—										
Cycles imported entire or in sections No.	23,852	40,316	41,466	55,700	60,259	17,61,504	26,20,513	24,97,800	28,85,626	27,87,489
Parts of cycles and accessories (excluding rubber tyres) Value	—	—	—	—	—	12,43,792	16,70,504	16,54,772	22,84,916	23,33,913
Total of Cycles, etc. ..	—	—	—	—	—	30,05,297	42,91,017	41,52,572	51,70,542	51,21,402
Mechanically propelled vehicles (excluding railway locomotives and tractors)—										
Aircraft No.	2	21,603	..
Parts of aircraft Value	—	—	—	—	—	2,47,746	20,407	39,693
Carriages and parts for Railways (a) ..	—	—	—	—	—	—	—	—	—	35,78,300
Wagons and parts for Railways (a) ..	—	—	—	—	—	—	—	—	—	36,74,008
Motor cars (including taxi cabs) No.	2,957	3,853	4,177	4,921	5,554	66,75,159	79,88,800	89,18,536	1,07,51,981	1,15,76,511
Motor cycles (including scooters) ..	544	583	741	815	583	3,70,261	3,55,459	4,24,420	4,40,203	3,23,674
Motor omnibuses, motor vans, and motor lorries ..	672	1,443	1,555	1,910	2,348	11,29,614	30,12,632	31,04,723	33,38,058	42,43,183
Parts of mechanically propelled vehicles and accessories, other than of aircraft (excluding rubber tyres) Value	—	—	—	—	—	15,68,000	17,97,667	25,11,606	31,52,802	30,72,123
Total of Mechanically propelled Vehicles, etc. ..	—	—	—	—	—	99,90,766	1,31,54,758	1,49,59,372	1,77,25,054	2,65,07,487
Ships, parts of (including Launches and boats) ..	—	—	—	—	—	1,06,574	98,434	65,633	9,44,098	10,77,846
Total of Vehicles, excluding locomotives, etc., for railways ..	—	—	—	—	—	1,40,88,966	1,79,09,823	1,96,83,475	2,44,23,068	3,82,74,652
Wax of all kinds other than paraffin wax (excluding candles) Cwts.	1,793	1,549	2,764	2,234	2,980	52,261	49,426	74,388	71,898	74,864
Wood and Timber—										
Timber other than railway sleepers—										
Deal and pine wood C. Tons	3,661	4,443	3,979	5,402	1,948	3,63,573	4,44,722	3,80,480	5,39,527	1,53,910
Jarrah wood	1,119	500	1,497	1,779	..	1,41,967	55,810	1,68,461	2,02,595
Teak wood	21	..	30	5,605	..	5,889
Other timber ..	4,924	4,92,826
Firewood Tons	442	544	301	420	556	7,099	8,166	4,430	6,301	8,947
Wood—										
Sandal	1	112
Sleepers of wood for Railways (a) ..	—	—	—	—	396	—	—	—	—	54,235
Other kinds of wood and timber Value	—	—	—	—	—	4,575
Manufactures of wood, other than furniture and cabinet ware ..	—	—	—	—	—	5,62,153	4,47,820	5,32,351	5,63,155	8,68,145
Total of Wood and Timber ..	—	—	—	—	—	1,29,166	16,88,836	19,73,709	22,35,038	24,04,504
Postal articles not specified ..	—	—	—	—	—	27,65,451	1,00,28,188	1,02,52,150	1,06,33,449	1,12,58,033

(a) Recorded under Railway plant and rolling stock, prior to 1929-29.

TRADE AT CHIEF PORT
CALCUTTA

(60)

No. 12—continued
IMPORTS—continued

PRINCIPAL AND ARTICLE	QUANTITY					VALUE				
	1924-25	1925-26	1926-27	1927-28	1928-29	1924-25	1925-26	1926-27	1927-28	1928-29
BENGAL—continued						R	R	R	R	R
CALCUTTA—continued										
All other articles of merchandise—										
Unmanufactured . Value	—	—	—	—	—	1,19,365	1,91,809	82,184	61,282	1,01,507
Manufactured . "	—	—	—	—	—	8,56,457	9,23,241	5,68,257	7,00,071	6,89,969
Total of all other articles . "	—	—	—	—	—	9,75,822	11,15,050	6,45,391	7,61,353	7,71,476
GRAND TOTAL IMPORTS Value	—	—	—	—	—	86,83,08,959	70,09,05,428	80,03,76,196	83,59,24,734	86,65,93,204

GOVERNMENT STORES

PRINCIPAL AND OTHER ARTICLES	QUANTITY					VALUE				
	1924-25	1925-26	1926-27	1927-28	1928-29	1924-25	1925-26	1926-27	1927-28	1928-29
Apparel (including drapery, uniforms, accoutrements, but excluding hosiery and boots and shoes) Value	—	—	—	—	..	3,74,798	7,47,005	3,36,841	2,43,007	2,67,009
Arms, ammunition, and military stores—										
Fire-arms and parts thereof . "	—	—	—	—	..	94,610	73,653	4,41,181	9,40,772	20,91,314
Other sorts . "	—	—	—	—	..	24,382	10,948	51,331	157	3,39,471
Total of Arms, etc. "	—	—	—	—	..	1,28,992	84,501	4,92,512	9,40,929	24,30,785
Books, printed, and printed matter (not being stationery) including maps and charts . Value	—	—	—	—	..	47,039	41,028	90,705	1,38,729	2,10,520
Building and Engineering materials, other than of iron, steel, or wood—										
Bricks and tiles—										
Fire bricks . No.	7,464	374	40,333	53,140	..	3,178	553	10,821	19,127	..
Other bricks . "	..	4,032	6,189	4,432	10,201
Tiles . "	..	5,020	39	..	8,906	46
Cement . Tons	3	281	..
Other sorts (including pipes of earthenware) . Value	—	—	—	—	..	1,408	17,560	10,508	1,690	1,330
Total of Building, etc. "	—	—	—	—	..	4,586	31,451	31,720	21,098	1,424
Chemicals . Value	—	—	—	—	..	1,06,880	1,44,461	1,63,501	1,14,234	1,64,097
Drugs, Medicines, and Narcotics—										
Drugs—										
Cinchona bark . Lbs.	190,088	236,979	69,494	155,569	65,830	37,966	1,27,090	24,268	72,827	57,049
Quinine salts—										
Quinine Sulphate or bisulphate . "	..	85	294
Quinine hydrochloride or dihydrochloride . "	81	395	37	4	12	7,055	6,764	1,244	396	524
Others . "	15	11	12	591	283	347
Other sorts of drugs . Value	—	—	—	—	..	57,869	49,437	66,225	47,956	30,684
Medicines and narcotics . "	—	—	—	—	16
Total of Drugs, etc. "	—	—	—	—	..	1,58,471	1,88,585	91,787	1,21,462	88,630
Earthenware and Porcelain—										
Earthenware including pipes . Value	—	—	—	—	..	10,247	1,197	6,420	12,808	2,071
Porcelain . "	—	—	—	—	..	11,718	30,454	1,863	15,123	6,495

No. 12—continued

IMPORTS—continued

GOVERNMENT STORES—continued

PRINCIPAL AND OTHER ARTICLES	QUANTITY					VALUE				
	1924-25	1925-26	1926-27	1927-28	1928-29	1924-25	1925-26	1926-27	1927-28	1928-29
BENGAL—continued										
CALCUTTA—continued										
Glass and Glassware . Value	—	—	—	—	—	1,22,827	1,24,787	1,16,597	71,516	65,956
Hardware and Outlay including agricultural implements and plated ware . "	—	—	—	—	—	3,89,876	5,57,852	4,55,958	4,67,686	5,72,781
Instruments, Apparatus, and Appliances, and parts thereof . "	—	—	—	—	—	8,05,714	13,92,700	16,03,008	12,16,830	10,11,778
Leather— Unwrought . Cwts.	15	140	—	4	3	8,306	30,287	229	3,584	1,023
Manufactures— Saddlery and harness Value	—	—	—	—	—	664	289	311	36	—
Other sorts (excluding boots and shoes) . "	—	—	—	—	—	67,877	45,847	4,689	6,821	17,565
Total of Leather . "	—	—	—	—	—	76,847	76,423	5,229	9,941	19,128
Machinery and Mill-work— Locomotive engines and parts thereof for railways (a) . "	—	—	—	—	—	—	—	—	—	45,27,060
Steam-engines and parts (other than locomotives) . Value	—	—	—	—	—	42,029	20,234	4,015	23	—
Other sorts of machinery . "	—	—	—	—	—	26,39,150	38,74,669	27,34,213	11,96,601	33,11,236
Total of Machinery, etc. . "	—	—	—	—	—	26,81,179	38,94,903	27,38,228	11,96,624	78,38,296
Metals and Ores— Brass, Bronze and similar alloys and manufactures thereof— Wrought . Cwts.	1,147	307	311	633	45	51,258	17,970	16,443	27,685	3,278
Copper— Unwrought . "	7,105	16,239	24,514	34,007	20,004	3,38,533	7,33,492	11,01,403	14,14,251	9,05,059
Wrought . "	1,732	1,490	9,867	9,807	1,547	1,05,918	95,394	5,33,841	4,44,523	1,02,297
Total of Copper . "	8,837	17,729	34,381	43,814	21,551	4,44,451	8,78,886	16,39,744	18,58,774	10,07,356
Iron— Fig . Tons	3	4,400	215	7,034	3,140	118	3,29,007	27,492	5,33,972	2,16,927
Manufactures— Angle and tee, bolt, and rod . "	128	98	37	48	22	47,811	34,932	16,973	10,769	2,020
Bars and channels . "	307	328	582	90	72	71,333	98,808	1,98,786	27,390	19,346
Total of Iron . "	435	4,824	834	7,172	3,234	1,19,762	4,62,807	2,42,251	5,72,131	2,38,293
Steel— Bars and channels . "	427	385	796	818	847	77,612	57,629	1,01,394	1,42,527	1,16,290
Cast . "	28	79	479	85	497	27,399	64,216	1,63,267	27,919	72,343
Total of Steel . "	455	464	1,275	903	1,344	1,04,921	1,21,845	2,64,661	1,70,507	1,88,633
Iron or Steel— Anchors and cables . "	..	1	4	85	1,559	3,292	47,227	..
Hoops and strips . "	17	16	31	62	16	5,246	4,051	5,674	14,455	4,028
Nails, screws, rivets, and washers . "	80	96	65	144	171	13,624	47,423	31,367	26,996	34,257
Rolls and fish-plates of steel or iron . "	..	12,552	257	10,119	22	..	14,15,193	42,614	11,50,123	3,854
Sheets and plates (including galvanized and tinned plates) . "	1,796	1,304	1,698	536	84	4,44,710	2,87,570	3,76,813	93,755	20,575
Wire . "	563	885	1,010	1,875	690	1,31,492	1,66,966	1,78,097	3,11,655	1,42,139
Other manufactures of iron or steel . "	1,324	10,925	6,993	5,725	7,796	3,61,893	25,56,347	17,12,769	11,93,166	14,92,505
Total of Iron or Steel . "	3,735	25,779	10,058	13,596	8,779	9,57,164	44,79,114	23,40,626	28,37,382	16,97,353
Lead— Fig . Cwts.	3,950	82,365
Other sorts . "	108	397	175	10	1	3,259	5,578	4,372	186	173
Total of lead . "	108	397	4,125	10	1	3,259	5,578	48,741	186	173

(a) Prior to 1923-29 recorded under Railway plant and rolling stock.

TRADE AT CHIEF PORT
CALCUTTA

(62)

No. 12—continued
IMPORTS—continued

GOVERNMENT STORES—continued

PRINCIPAL AND OTHER ARTICLES	QUANTITY					VALUE				
	1924-25	1925-26	1926-27	1927-28	1928-29	1924-25	1925-26	1926-27	1927-28	1928-29
BENGAL—continued						R	R	R	R	R
CALCUTTA—continued										
Metals and Ores—continued										
Tin—										
Unwrought (blocks, ingots, bars and slabs) . . . Cwts.	3,313	5,591	1,751	5,614	1,071	5,94,658	10,17,252	3,41,105	11,38,898	1,64,458
Zinc or Spelter—										
Wrought or manufactured . . . "	7,227	17,128	33,753	1,030	675	1,34,846	4,77,079	6,27,481	26,255	21,582
Metals and ores, un- enumerated . . . "	344	922	367	14,055	718	29,025	20,999	24,588	3,14,637	30,770
Total of Metals and Ores Value	—	—	—	—	—	21,89,345	74,81,530	58,12,635	49,35,655	38,61,598
Paper and Paste- board—										
Paper—										
Printing paper . . . Cwts.	5,720	11,844	7,155	889	1,019	1,51,109	2,17,670	1,91,084	38,901	57,900
Writing paper and envelopes . . . "	399	2,822	1,236	1,444	1,941	80,516	1,03,801	71,890	1,18,232	1,83,699
Other kinds of paper . . . "	8,041	18,247	11,720	5,688	8,516	1,70,373	4,07,494	2,38,001	1,47,326	2,46,489
Pastboard, mill-board, and cardboard of all kinds . . . "	4,764	2,823	3,660	..	11	32,659	26,532	31,482	..	1,449
Total of Paper, etc.	18,924	35,736	23,831	8,021	11,487	3,34,657	7,55,497	5,32,407	2,99,509	4,39,537
Printing and litho- graphing materials (excluding paper) . . . Value	—	—	—	—	—	5,08,952	3,59,814	2,12,834	2,19,408	1,36,725
Railway plant and roll- ing-stock—*										
Carriages and wagons and parts thereof . . . Value	—	—	—	—	—	46,40,064	—	—	—	—
Carriages and parts thereof (a) . . . "	—	—	—	—	—	—	53,07,898	1,04,42,168	82,87,531	—
Wagons and parts thereof (a) . . . "	—	—	—	—	—	—	66,48,921	13,19,740	9,65,968	—
Locomotive engines and tenders and parts thereof . . . "	—	—	—	—	—	38,39,385	25,44,982	10,09,809	33,29,279	—
Materials for con- struction—										
Sleepers and keys of iron or steel . . . Tons	6	7,901	1,991	6,68,778	..
Other sorts . . . "	1,290	3,729	463	779	..	5,25,720	9,49,959	2,48,709	2,31,200	..
Total of Railway plant, etc.	—	—	—	—	—	90,05,159	1,48,51,760	1,80,16,417	1,36,82,751	—
Stationery (excluding paper) . . . Value	—	—	—	—	—	10,02,701	11,91,724	10,62,745	11,86,111	1,63,844
Telegraphs, materials for construction of . . . "	—	—	—	—	—	61,800	1,53,753	2,586	45,302	76,570
Textiles—										
Cotton—										
Manufactures—										
Piecegoods—										
Grey (unbleached) Yds.	..	497	..	11,088	342	..	8,221	..
White (bleached) . . . "	..	6,668	1,172	29,515	6,834	..	4,169	1,318	10,762	4,081
Coloured, printed, or dyed . . . "	426,054	674,983	1,162,451	269,811	353,799	3,53,071	4,12,504	5,20,192	2,39,498	2,61,036
Other sorts of manufactures (including handkerchiefs and shawls in the piece) . . . Value	—	—	—	—	—	6,12,161	7,29,502	8,21,967	2,46,154	1,36,321
Total of Cotton manufactures	—	—	—	—	—	9,70,232	11,37,517	13,48,477	5,04,685	4,01,441

(a) Separately recorded from 1925 &c.
* Discontinued from 1928-29 and shown under respective articles they are made of.

No. 12—continued

IMPORTS—concluded

GOVERNMENT STORES—concluded

PRINCIPAL AND OTHER ARTICLES	QUANTITY					VALUE				
	1924-25	1925-26	1926-27	1927-28	1928-29	1924-25	1925-26	1926-27	1927-28	1928-29
BENGAL—continued						R	R	R	R	R
CALCUTTA—continued										
Textiles—continued										
Flax—										
Manufactures—										
Canvas . . . Yards	88,082	249,487	435,779	384,877	237,959	72,507	3,16,670	6,46,075	5,17,121	4,36,138
Piece goods . . . "	61,402	58,326	68,326	161,705	73,439	79,132	60,622	45,299	1,03,346	42,219
Other sorts (including bags and sacks) . . . Value	—	—	—	—	—	2,02,417	51,971	53,090	18,065	63,591
Total of Flax manufactures . . . "	—	—	—	—	—	8,54,056	4,29,268	7,44,464	6,38,532	5,40,998
Wool—										
Manufactures—										
Piece goods . . . Yards	423,585	427,176	785,889	1,402,584	499,952	11,68,802	16,82,317	19,02,958	28,92,014	9,13,143
Other sorts . . . Lbs.	8,407	24,454	24,751	23,422	9,774	13,766	49,641	48,596	51,120	23,845
Total of Wool manufactures . . . Value	—	—	—	—	—	11,82,568	17,31,958	19,51,554	29,43,134	9,56,988
Vehicles, excluding locomotives, etc., for railways—										
Carriages and carts (excluding railway carriages) and parts thereof . . . Value	—	—	—	—	—	1,41,922	32,687	21,925	1,20,433	10,424
Carriages and parts thereof for railways (a) . . . "	—	—	—	—	—	—	—	—	—	17,39,543
Wagons and parts thereof for railways (a) . . . "	—	—	—	—	—	—	—	—	—	8,14,097
Ships, parts (including Launches and Boats) . . . "	—	—	—	—	—	—	9,904	6,461	—	—
Total of Principal Stores . . . "	—	—	—	—	—	2,10,15,307	3,54,45,854	3,68,31,824	3,11,42,300	2,12,94,082
All other articles—										
Unmanufactured . . . "	—	—	—	—	—	3,43,504	9,71,805	14,88,716	16,01,375	11,32,531
Manufactured . . . "	—	—	—	—	—	8,90,372	8,19,598	11,26,898	8,61,323	5,05,497
GRAND TOTAL OF GOVERNMENT STORES . . . "	—	—	—	—	—	2,22,49,308	3,72,37,255	3,34,47,438	3,36,04,908	2,39,39,110

EXPORTS

INDIAN MERCHANDISE

PRINCIPAL AND OTHER ARTICLES	QUANTITY					VALUE				
	1924-25	1925-26	1926-27	1927-28	1928-29	1924-25	1925-26	1926-27	1927-28	1928-29
BENGAL—						R	R	R	R	R
CALCUTTA—										
Animals, living—										
Cattle No.	290	180	322	282	204	47,095	29,415	38,933	37,573	36,955
Horses "	24	6	10	23,100	11,050	18,780
Sheep and goats . . . "	46,620	48,132	50,105	44,255	47,958	4,92,330	5,77,950	6,24,692	5,71,550	5,96,863
Other kinds "	10,654	19,060	26,608	93,037	66,476	1,80,532	67,477	85,257	1,17,329	91,277
Total of Animals, living . . . "	57,588	57,398	77,045	137,574	114,638	7,48,057	6,85,892	7,67,682	7,26,062	7,25,095
Apparel (excluding hosiery and boots and shoes)—										
Apparel (including drapery, uniforms, and accessories) . . . Value	—	—	—	—	—	20,18,521	19,05,373	17,28,850	18,66,055	13,80,312
Art, works of "	—	—	—	—	—	23,382	6,895	10,837	11,917	11,245
Books, printed, and printed matter (not being stationery) including maps and charts Cwts.	314	144	176	248	315	49,052	26,959	44,086	53,796	78,659
Boots and shoes . . . Pairs	60,605	49,786	38,018	63,711	62,437	1,79,230	1,50,402	91,165	1,50,172	1,54,447
Prints Cwts.	1,395	1,399	1,339	1,542	1,346	9,18,911	7,96,459	6,73,691	7,63,698	6,59,016

(a) Prior to 1928-29 recorded under Railway plant and rolling stock.

INDIAN MERCHANDISE—continued

PRINCIPAL AND OTHER ARTICLES	QUANTITY					VALUE				
	1924-25	1925-26	1926-27	1927-28	1928-29	1924-25	1925-26	1926-27	1927-28	1928-29
						₹	₹	₹	₹	₹
BENGAL—continued										
CALCUTTA—continued										
Building and Engineering materials, other than of iron, steel or wood— Value	—	—	—	—	—	25,128	25,706	30,248	39,060	34,260
Chemicals and chemical preparations (excluding chemical manures and medicines)— Potassium compounds—										
Saltpetre . . . Cwts.	159,320	125,514	95,122	86,441	90,285	25,87,593	18,26,731	11,23,189	9,70,350	9,64,922
Soda compounds—										
Borax . . . "	3,606	2,235	1,744	1,174	1,422	97,034	48,138	42,870	33,322	50,153
Othersorts . . . "	4	9	40	64	3	56	100	440	700	200
Other sorts of chemicals . Value	—	—	—	—	—	44,906	33,349	27,598	23,452	71,493
Total of Chemicals, etc. . . "	—	—	—	—	—	27,29,679	19,13,418	11,99,097	10,41,833	10,66,765
Coal and coke—										
Coal . . . Tons	222,117	240,224	640,527	631,115	632,774	37,15,286	34,57,479	80,33,466	75,71,799	71,31,948
Coke . . . "	1,163	615	1,611	3,021	2,472	34,331	14,892	36,827	64,773	40,920
Total of Coal and Coke . . . "	223,280	240,839	642,138	634,136	611,246	37,49,617	34,72,371	80,70,293	76,36,572	71,81,868
Coir . . . "	92	91	74	125	71	44,469	40,093	33,932	60,315	36,042
Cordage and rope of vegetable fibre (excluding jute and cotton) . . . Cwts.	23,669	30,497	36,903	32,280	35,317	9,36,606	10,77,604	13,17,241	10,82,734	10,02,693
Drugs and Medicines (excluding chemicals and narcotics)—										
Nux Vomica (Strychnia) . . . Value	5,436	12,480	18,112	20,678	11,501	32,386	70,742	1,04,337	1,15,144	78,999
Other sorts . . . Value	—	—	—	—	—	12,86,188	15,34,539	17,13,025	12,48,545	16,67,153
Total of Drugs, etc. . . "	—	—	—	—	—	13,18,574	16,05,281	18,17,362	13,63,689	19,46,152
Dyeing and Tanning Substances—										
Cutch and Gambler Cwts.	5,347	9,163	6,350	5,154	7,298	1,24,837	2,15,123	1,44,151	93,283	1,31,736
Indigo . . . "	2,142	942	952	1,368	628	7,93,503	3,13,160	2,85,456	4,06,044	1,73,342
Myrobolans . . . "	410,623	412,181	506,649	964,861	665,034	30,02,973	34,61,351	37,37,376	66,22,349	45,81,052
Myrobalan Extracts . . . "	42,619	30,562	33,156	59,594	49,253	5,36,454	3,89,322	4,83,347	8,23,567	7,44,063
Safflower . . . "	2,519	4,676	4,566	1,900	1,546	1,30,066	2,74,684	1,46,363	47,293	35,050
Turmeric . . . "	4,901	4,009	2,593	2,739	2,478	1,36,019	74,418	32,892	37,890	42,441
Other sorts (including lac-dye) . . . "	3,794	1,543	2,242	5,612	2,137	31,750	13,496	26,799	44,457	34,663
Total of Dyeing, etc. . . "	471,950	463,076	562,508	1,041,223	723,379	43,06,607	47,42,054	48,66,384	80,76,983	57,42,356
Earthenware and Porcelain (including pipes of earthenware) . Value	—	—	—	—	—	—	22,233	6,037	15,369	5,323
Fish (excluding Canned Fish) . . . Cwts.	—	336	290	254	378	—	23,470	15,311	13,247	14,933
Fodder, Bran, and Pollards (excluding oil-cake)—										
Other sorts of bran and pollards . Tons	3,664	3,852	3,311	2,854	2,947	3,77,729	4,03,825	3,58,542	3,84,410	3,21,946
Othersorts of fodder . . . "	3,393	1,650	1,720	1,963	2,439	2,15,760	1,13,426	1,21,424	1,34,433	1,03,335
Total of Fodder, etc. . Value	—	—	—	—	—	5,93,479	5,22,251	4,79,966	5,18,843	4,30,281

No. 12—continued
EXPORTS—continued

INDIAN MERCHANDISE—continued

PRINCIPAL AND OTHER ARTICLES	QUANTITY					VALUE				
	1924-25	1925-26	1926-27	1927-28	1928-29	1924-25	1925-26	1926-27	1927-28	1928-29
BENGAL—continued						R	R	R	R	R
CALCUTTA—continued										
Fruits and Vegetables—										
Fresh fruits and vegetables—										
Fresh fruits . . . Value	—	—	—	—	—	32,449	5,116	5,379	15,032	9,834
Fresh Vegetables of all kinds . . .	—	—	—	—	—	1,34,093	86,402	95,342	57,731	86,817
Fruits and vegetables: dried, salted or preserved, all sorts . . . Tons	3,048	2,505	3,737	2,509	3,220	6,31,501	6,19,985	7,14,078	5,24,958	6,78,607
Total of Fruits and Vegetables . . . Value	—	—	—	—	—	7,98,033	7,11,503	8,19,294	5,97,761	7,75,318
Furniture and Cabinet ware . . .	—	—	—	—	—	7,192	10,358	10,311	20,534	14,076
Grain, Pulse, and Flour—										
Barley . . . Tons	41,275	6,648	256	1,902	7,064	46,18,693	3,88,215	47,747	2,21,507	7,49,763
Jowar and Bajra. . .	1,401	37	49	3	1	1,36,060	4,950	5,892	686	192
Maize . . .	2,091	7	19	12	10	1,80,227	2,089	3,249	2,755	2,611
Oats . . .	714	742	710	642	729	1,10,168	1,25,376	1,36,977	1,23,319	1,18,760
Pulse—										
Beans	1	350	..
Gram . . .	13,730	553	251	230	174	14,40,015	83,602	45,919	41,100	36,062
Lentils . . .	7,632	2,996	5,395	6,491	2,162	9,03,022	5,11,654	8,96,683	9,58,437	3,85,934
Pulse, other sorts . . .	60,441	32,372	41,540	30,046	28,533	76,54,843	50,57,771	37,62,574	64,11,061	49,55,110
Rice in the husk . . .	91	4	2	8	3	9,072	621	218	1,164	366
Rice, not in the husk . . .	323,470	143,462	109,189	126,883	106,881	6,04,79,245	3,00,64,700	3,37,31,878	2,77,07,137	2,27,17,430
Wheat . . .	7,089	6,518	785	421	1,528	10,80,936	11,45,568	1,60,997	83,760	2,36,210
Wheat flour . . .	5,572	2,285	2,310	2,065	2,053	12,43,065	5,20,252	4,98,462	4,08,145	4,16,001
Other sorts . . .	11	183	16	24	2	1,661	20,172	2,073	4,323	390
Total of Grain, etc. . .	463,517	195,807	100,522	177,788	149,148	7,78,66,207	3,83,69,914	3,23,01,263	3,59,64,314	2,99,18,835
Gums and Resins—										
Resin . . . Cwts.	311	10,539	11,752	3,107	6,135	4,064	1,60,503	2,03,737	49,775	85,359
Other sorts . . .	102	572	294	1,225	100	3,192	11,950	6,972	21,043	3,332
Total of Gums and Resins . . .	413	11,111	12,046	4,332	6,235	7,256	1,72,453	2,10,709	70,818	88,741
Hardware and Cutlery (including plated ware) . . . Value	—	—	—	—	—	79,990	60,389	1,26,890	73,614	2,35,726
Hides and Skins, raw—										
Hides, raw—										
Buffalo hides . . .	Tons 2,830	2,759	3,610	5,376	5,043	} 26,67,532	} 26,61,331	} 27,76,979	} 42,72,977	} 39,85,007
 =No.	=451,751	=477,027	=587,002	=897,502	=684,350					
Cow . . .	Tons 21,424	18,826	18,099	22,548	18,862	} 2,57,23,581	} 2,32,95,334	} 1,75,70,560	} 2,17,73,338	} 2,00,75,628
 =No.	=5,218,747	=4,589,025	=4,437,002	=5,423,782	=4,530,993					
Buffalo calf skins . . .	Tons 40	8	6	..	2	} 30,357	} 6,135	} 6,931	} ..	} 2,146
 =No.	=26,571	=4,625	=2,470	..	=1,200					
Cow calf skins . . .	Tons 34	58	6	4	38	} 40,469	} 76,370	} 6,325	} 4,820	} 44,616
 =No.	=30,997	=47,550	=5,800	=6,342	=33,602					
Other hides . . .	Tons 6	9	5	4	6	} 3,090	} 6,232	} 4,422	} 3,690	} 5,926
 =No.	=990	=1,575	=1,016	=827	=1,132					
Total of Hides, raw . . .	Tons 24,334	21,060	21,726	28,932	23,951	} 2,81,05,079	} 2,50,45,452	} 2,03,65,167	} 2,30,55,325	} 2,41,13,323
 =No.	=5,529,086	=5,009,802	=4,983,990	=6,328,453	=5,260,277					

X:54-2sh, M
Pg-2
70728

INDIAN MERCHANDISE—continued

PRINCIPAL AND OTHER ARTICLES	QUANTITY					VALUE				
	1924-25	1925-26	1926-27	1927-28	1928-29	1924-25	1925-26	1926-27	1927-28	1928-29
BENGAL—continued										
CALCUTTA—continued										
Hides and Skins, raw—continued										
Skins, raw—										
Goat skins	Tons 4,508	3,533	3,365	9,144	9,826	1,04,64,972	2,19,08,028	2,55,49,486	2,84,53,633	2,98,21,941
	-No. =10,632,921	=13,137,981	=13,444,612	=14,350,358	=14,744,548					
Sheep skins	Tons 36	29	..	54	113	39,621	24,231	6,940	70,434	1,59,521
	-No. =55,782	=20,755	=0,203	=76,100	=175,345					
Other skins	Tons 16	39	183	225	377	1,06,569	3,58,350	23,06,758	30,91,205	27,40,361
	-No. =77,547	=246,061	=1,423,003	=1,306,970	=1,991,072					
Total of Skins, raw	Tons 4,550	3,601	3,548	9,423	10,316	1,06,14,162	2,22,91,509	2,78,63,184	3,16,15,272	3,27,20,824
	-No. =10,766,250	=13,404,797	=14,878,816	=16,331,428	=16,910,965					
Cuttings of hides and skins (raw)	Tons 890	1,087	1,247	1,356	1,872	1,50,766	1,67,407	1,70,699	2,18,626	2,68,021
Total of Hides and Skins, raw	31,782	31,378	31,521	39,711	38,139	4,82,30,007	4,85,04,368	4,83,99,050	5,78,89,223	5,71,02,181
Horn, tips and pieces of horn (s)	Cwts. 24,853	9,789	9,932	12,742	11,298	3,54,403	2,05,293	2,07,675	2,76,136	2,46,511
Instruments, Apparatus, and Appliances, and parts thereof—										
Musical	Value	—	—	—	—	2,61,247	10,04,603	12,76,603	13,35,128	6,34,367
Other kinds	Value	—	—	—	—	2,437	2,510	3,189	6,327	86,677
Total of Instruments, etc.	Value	—	—	—	—	2,63,684	10,07,113	12,79,792	13,41,455	7,22,044
Ivory, unmanufactured	Lbs. 4,973	3,373	612	60	40	51,111	32,872	1,764	350	300
.. manufactured	Value	—	—	—	—	..	2,033	1,000	90	5,166
Jewellery (excluding imitation jewellery, and precious stones and pearls, unset), also plate of gold and silver—										
Jewellery	Value	—	—	—	—	1,310	6,760	25,285	6,180	3,670
Kapok	Cwts. 21,154	25,181	23,539	25,678	24,053	12,80,455	15,77,378	19,51,116	16,32,602	11,61,239
Lac—										
Button	Cwts. 21,612	21,678	20,826	18,042	24,714	44,50,123	33,34,678	21,77,139	28,39,245	34,40,566
Seed	34,977	37,336	88,075	51,163	85,192	58,12,620	44,22,738	71,44,593	64,28,433	93,46,101
Shell	327,101	416,585	424,893	404,259	530,647	6,25,53,068	5,76,26,338	4,32,39,913	5,88,45,795	6,81,52,121
Stick	5,519	18,941	2,549	3,975	13,519	6,61,638	16,63,307	1,60,765	3,82,664	11,24,089
Other kinds (excluding lac-dye)	38,930	41,442	49,405	56,870	67,731	19,11,610	16,91,723	16,72,100	26,16,809	26,73,254
Total of Lac	424,139	536,032	585,548	634,309	721,303	7,53,32,058	6,87,59,239	5,42,94,570	6,91,12,746	8,47,36,373
Leather—										
Hides tanned or dressed—										
Buffalo hides	Tons	3	4,399	416	..
	-No.	=279	=39	..					
Cow hides	Tons 254	247	85	18	11	7,20,436	6,33,173	1,94,046	58,654	39,625
	-No. =89,162	=81,023	=31,032	=6,236	=3,879					
Other hides	Tons	130	600	..	2,745	1,700
	-No. =2	=200	..	=861	=470					
Skins tanned or dressed—										
Goat skins	Tons	6,856	4,510	11,922
	-No.	=5,966	=3,253	=5,082					
Sheep skins	Tons	1	945	..	1,800	1,500	13,811
	-No. =572	..	=300	=500	=9,980					
Other skins	Tons	1	20	24	29,216	20,390	1,30,923	4,28,647	6,33,206
	-No. =20,437	=11,056	=63,162	=152,158	=421,629					
Total of Hides and Skins, tanned or dressed	Tons 254	247	89	38	36	7,50,727	6,54,563	3,37,324	4,91,472	6,91,164
	-No. =110,173	=92,281	=101,789	=163,047	=441,639					

(c) Figures prior to 1925-26 include "Hornmeal".

No. 12—continued
EXPORTS—continued

INDIAN MERCHANDISE—continued

PRINCIPAL AND OTHER ARTICLES	QUANTITY					VALUE				
	1924-25	1925-26	1926-27 ^(a)	1927-28	1928-29	1924-25	1925-26	1926-27	1927-28	1928-29
BENGAL—continued						R	R	R	R	R
CALCUTTA—continued										
Leather—continued										
Unwrought . Cwts.	754	178	242	310	362	1,41,633	50,120	40,768	64,748	66,855
Manufactures (excluding boots and shoes)—										
Saddlery and harness . Value	—	—	—	—	—	1,648	1,340	511	4,259	—
Other sorts . "	—	—	—	—	—	23,613	31,650	25,498	17,331	22,698
Total value of leather manufactures. "	—	—	—	—	—	25,256	32,990	16,009	21,590	22,698
Total of Leather "	—	—	—	—	—	9,17,616	7,87,473	3,94,601	5,77,810	7,33,715
Machinery and Millwork of all kinds . "	—	—	—	—	—	72,626	49,749	46,373	26,917	33,600
Manures—										
Bones—										
Uncrushed . Tons	120	11,520
Crushed . "	11,066	19,757	20,902	24,654	27,431	11,99,227	19,92,075	20,90,310	24,79,573	27,58,004
Bonemeal . "	17,455	16,098	19,968	14,771	16,649	21,09,876	17,99,315	21,39,600	14,90,066	16,95,058
Total of Bones . "	28,641	35,855	40,870	39,425	44,080	34,10,123	37,91,890	42,29,910	39,69,639	44,48,062
Fish Manures and Guano . "	27	722	239	2,638	72,307	28,025
Hornmeal (a) . "	—	1,829	1,249	1,559	3,11,077	2,04,500	2,62,533	..
Sulphate of Ammonia . "	10,253	4,279	4,304	3,756	3,942	19,20,758	7,71,847	7,10,601	6,39,109	5,56,219
Other kinds . "	1,113	3,330	4,312	5,112	8,614	90,761	6,12,756	7,41,479	6,70,807	9,14,731
Total of Manures . "	40,097	45,793	50,762	50,574	56,876	54,21,642	64,37,560	68,89,186	60,06,195	69,47,097
Mats and matting except Coir and Rubber . Sq. Yds.	46,248	52,006	52,072	53,717	77,740	23,032	15,801	22,612	27,801	25,590
Metals and ores—										
Brass, Bronze, and similar alloys—										
Unwrought . Cwts.	400	..	4,462	2,100	..	1,07,253
Wrought . "	864	1,385	1,216	1,332	2,343	1,42,134	2,30,547	1,97,551	1,98,187	2,66,763
Total of Brass, Bronze, etc. "	864	1,385	1,616	1,332	6,805	1,42,134	2,30,547	1,99,651	1,98,187	3,74,021
Chromite (chrome iron ore) . Tons	244	229	538	12,781	7,118	16,140
Copper—										
Use . "	34	10	2	3,250	3,016	140
Wrought (sheets and other manufactures) . Cwts.	1,640	2,293	2,726	2,755	1,919	1,81,713	2,36,591	2,64,248	2,32,797	1,67,785
Others . "	..	859	954	..	2	..	7,148	12,135	..	259
Total of Copper . "	1,640	3,152	3,680	2,955	..	1,81,713	2,43,739	2,76,383	2,32,817	1,68,175
Ferro-manganese . Tons	1,587	1,588	2,727	..	1,506	2,85,504	3,25,250	4,99,072	..	1,64,845
Iron or steel—										
Fig . "	340,171	390,762	309,405	393,209	448,717	2,15,98,705	1,74,68,513	1,39,54,673	1,78,73,024	2,11,31,394
Manufactures—										
Angle, bolt and rod . "	..	8	2,474	..	177	..
Bars and channel . "	4	1	2	4	..	679	300	425	550	10
Old, for re-manufacture . "	7,282	14,456	39,529	53,594	66,787	3,58,261	5,71,141	18,01,423	19,62,674	19,55,475
Sheets and plates (including galvanised and tinned plates) . Tons	..	86	..	5	1	..	34,800	..	1,695	600
Pipes and fittings cast . "	98	20	38	16,394	3,965	6,982
Others . "	1,439	405	85	34	57	96,196	13,530	17,337	7,939	13,611
Total of Iron or steel . "	348,896	3,95,720	349,114	446,866	515,600	2,19,47,841	1,80,90,758	1,57,90,752	1,98,49,024	2,31,10,027
Lead—										
Fig . Cwts.	500	1,100
Other sorts . "	4,337	3,578	11,063	14,331	25,353	64,794	59,783	3,49,740	4,30,586	8,52,030
Total of Lead . "	4,837	3,578	11,063	14,331	25,353	65,894	59,783	3,49,740	4,30,586	8,52,030

(a) Separately recorded from 1925-26;

INDIAN MERCHANDISE—continued

PRINCIPAL AND OTHER ARTICLES	QUANTITY					VALUE				
	1924-25	1925-26	1926-27	1927-28	1928-29	1924-25	1925-26	1926-27	1927-28	1928-29
BENGAL—continued CALCUTTA—continued Metals and ores—continued						R	R	R	R	R
Manganese ore . . . Tons	326,399	269,584	301,418	423,886	398,471	94,62,289	81,72,928	86,52,231	1,25,40,238	1,15,82,572
Tin—unwrought, Blocks, ingots, etc. . . Cwts.	7,580	7,890	16,340	24,324	14,721	36,622	59,611	1,89,756	2,38,645	1,31,410
Wrought including plates or sheets, not being tinned iron . . . "	120	..	865	3,500	..	7,212
Wolfram Ore . . . Tons	50	32,000	..
Zinc or Spelter all sorts . . . Cwts.	2,653	3,096	650	140	3,325	27,552	24,112	5,362	1,400	11,359
Metals, unenumerated . . . "	3,943	5,803	10,091	41,035	54,832	1,52,529	2,64,361	98,452	1,02,866	2,62,922
Ores, unenumerated . . . Tons	47	680	4,853	488	2,529	2,784	46,804	1,37,595	23,728	87,101
Total of Metals and Ores . . . Value	—	—	—	—	—	3,23,04,832	2,75,17,899	2,62,18,475	3,37,59,550	3,67,57,800
Mica—										
Mica in blocks . . . Cwts.	9,967	14,296	10,550	9,751	8,531	25,41,647	24,03,012	25,12,774	25,16,651	20,89,658
Mica in splittings . . . "	61,718	72,236	62,518	60,048	76,130	63,50,640	67,03,364	68,44,629	53,75,049	58,35,647
Total Mica . . . "	71,685	86,532	73,068	69,799	84,661	88,92,287	91,06,376	93,57,403	78,91,700	79,25,305
Oils—										
Animal . . . { Cwts. Gals.	3	59
Essential—										
Sandalwood . . . { lbs. Gals.	242	30	1,925	600
Other sorts . . . { lbs. Gals.	1,810	1,774	586	910	101	4,530	3,330	790	1,615	300
Mineral . . . "	3,530	1,991	8,056	787	5,844	12,355	7,854	16,492	850	22,450
Vegetable, non-essential—										
Castor . . . "	184,696	240,917	131,619	156,501	151,695	5,14,708	6,25,997	3,62,341	3,16,995	3,18,620
Coconut . . . "	4,837	1,562	248	500	208	14,669	5,030	715	1,849	664
Groundnut . . . "	11,149	18,031	312	3,083	4,107	34,644	60,024	560	8,885	8,205
Linseed . . . "	80,451	72,408	89,246	70,750	46,326	2,64,624	2,23,101	1,05,254	1,76,468	1,16,372
Mustard or rape . . . "	506,706	433,479	281,276	321,345	264,738	13,73,115	12,24,357	7,85,753	8,78,120	6,67,911
Sesamum, til or jinjil . . . "	96	1,288	408	421	579	284	4,115	1,093	1,265	1,645
Other sorts . . . "	1,183	1,144	1,314	1,673	809	3,875	3,784	3,966	13,618	3,785
Total vegetable oils . . . { Cwts. Gals.	64,372	63,030	37,260	45,891	38,232	22,05,919	21,51,308	11,64,682	13,97,400	11,17,202
Total of Oils . . . "	792,868	771,044	462,585	555,159	474,324	22,22,804	21,63,917	11,82,623	18,99,665	11,39,952
Oilcakes—										
Castor cake . . . Tons	352	26,348
Cotton cake . . . "	490	55,148
Groundnut cake . . . "	1,671	644	1,816	637	1,914	1,74,251	74,051	2,11,100	71,908	1,01,188
Linseed cake . . . "	7,790	9,073	13,144	37,390	39,445	10,93,875	12,88,097	17,37,215	40,99,787	48,82,306
Rape and sesamum cake . . . "	49,371	46,730	35,990	32,154	40,905	42,63,811	39,83,859	31,37,470	29,55,277	39,02,910
Others . . . "	2,636	5,899	1,836	2,332	1,911	3,01,686	6,19,206	1,82,057	2,22,002	1,99,767
Total of Oilcakes . . . "	62,514	61,346	52,786	72,518	84,587	59,38,571	59,84,713	52,67,842	73,48,974	92,02,521
Opium . . . { Chests = Cwts.	3,365	4,608	5,296	4,977	3,935	1,47,22,355	1,98,36,715	2,11,84,000	1,99,08,000	1,67,40,000
Paints and painters' materials—										
Paints and colours . . . Cwts.	16,479	10,789	15,847	17,636	20,497	2,10,529	1,88,019	1,82,858	1,37,225	2,29,323
Painters' materials . . . Value	—	—	—	—	—	6,490	85,681	3,19,235	2,54,772	3,64,512
Total of Paints and Painters' materials . . . "	—	—	—	—	—	2,17,019	2,73,700	5,02,093	4,41,997	5,93,835
Paper and pasteboard—										
Printing paper . . . Cwts.	12	5	6	4	12	516	226	114	173	450
Other kinds of paper . . . "	1	2	1	29	98	200	70	177	3,698	4,830
Pasteboard, millboard, and cardboard of all kinds . . . "	16	..	1	..	2	320	..	15	..	55
Total of Paper and Pasteboard . . . "	29	7	7	33	112	1,036	296	306	3,871	5,335
Papermaking materials . . . "	..	3,488	1,332	2,810	1,589	..	49,923	24,403	23,987	28,658
Paraffin wax . . . Tons	1,316	1,251	3,764	3,712	2,755	6,55,891	8,75,744	20,41,612	26,06,090	10,15,480

No. 12—continued
EXPORTS—continued

INDIAN MERCHANDISE—continued

PRINCIPAL AND OTHER ARTICLES	QUANTITY					VALUE				
	1924-25	1925-26	1926-27	1927-28	1928-29	1924-25	1925-26	1926-27	1927-28	1928-29
BENGAL—continued										
CALCUTTA—continued										
Perfumery (not being perfumed spirits)—										
Musk Value	—	—	—	—	—	66,267	—	—	—	—
Perfumery including musk "	—	—	—	—	—	—	55,826	58,542	57,138	62,042
Total of Perfumery "	—	—	—	—	—	66,267	55,826	58,542	57,138	62,042
Provisions and Oilman's stores—										
Ghi Cwts.	21,102	20,188	21,020	21,867	21,767	23,26,684	22,10,120	23,77,518	22,47,302	22,28,614
Fickles, Chutnies, and Condiments "	7,585	9,092	8,819	9,057	10,003	8,84,819	1,03,038	4,96,345	3,75,244	4,01,444
Other sorts of provisions "	1,262	1,546	1,426	2,502	4,028	70,736	71,012	60,310	97,052	1,16,629
Total of Provisions and oilman's stores "	29,949	30,826	32,165	33,426	35,798	27,81,739	26,85,068	28,58,178	27,19,688	27,46,687
Rubber—										
Raw Lbs.	3,024	776	..	4,875
Manufactures Value	—	—	—	—	—	—	4,510	640	165	1,137
Total of Rubber "	—	—	—	—	—	776	4,510	5,515	165	1,137
Seeds—										
Essential—										
Aniseed Tons	125	125	63	11	18	36,315	36,786	22,250	4,973	9,765
Coriander "	2,304	2,427	2,733	2,798	1,096	3,70,532	3,64,068	6,01,470	10,02,017	3,64,214
Cummin (other than black) "	301	65	66	54	31	1,60,115	52,621	46,645	45,016	23,778
Cummin-black "	85	84	91	67	104	45,428	33,943	35,744	28,738	45,638
Other sorts "	85	61	44	26	28	20,308	17,935	10,843	8,346	9,065
Total of Seeds, Essential "	2,801	2,762	3,047	2,951	1,272	6,41,695	6,05,358	7,16,952	10,89,090	4,52,460
Non-essential—										
Castor "	12,003	3,585	10,404	12,198	7,901	84,73,638	8,95,388	18,72,205	20,15,798	14,13,001
Cotton "	895	2	..	34	..	28,546	200	..	2,075	..
Groundnuts "	117	1	32,062	270	..	15	32
Linseed "	183,502	155,013	113,606	133,795	77,002	4,66,23,804	3,87,78,048	2,25,06,186	2,62,20,202	1,56,79,421
Mowa or mowra "	15	..
Mustard "	654	768	256	282	414	1,44,280	1,73,571	58,279	62,672	1,09,628
Poppy "	1,876	1,885	159	45	35	5,23,294	4,96,705	46,424	18,308	13,849
Rape "	20,817	6,600	326	2,548	760	46,11,011	15,74,085	80,562	5,83,538	1,59,382
Sesamum (til or jinjili) "	200	215	5	..	49	50,267	40,808	1,563	20	6,175
Tea "	59	187	252	308	277	2,23,521	6,05,871	7,25,329	6,64,760	5,79,845
Other sorts "	171	600	120	7	35	21,101	65,591	13,411	400	4,867
Total seeds, non-essential "	219,73	168,754	125,128	149,217	86,473	5,57,31,519	4,27,34,482	2,53,93,909	3,04,67,393	1,79,66,200
Other than oil-seeds "	277	12	275	46	6	33,066	10,465	24,277	10,856	3,341
Total of seeds "	222,811	171,529	128,450	152,214	87,751	6,84,06,290	4,32,50,800	2,61,35,138	3,15,67,839	1,84,22,001
Soap Cwts.	112	33	23	286	16	4,273	2,239	980	1,8125	1,637
Specimens illustrative of natural science Value	—	—	—	—	—	21,414	44,910	45,460	37,422	12,036
Spices—										
Cardamoms Cwts.	78	44	69	101	65	15,126	9,839	29,096	13,063	8,950
Chillies "	100,007	109,733	96,847	116,379	109,107	24,72,023	27,33,987	25,93,757	26,74,247	20,41,271
Ginger "	1,425	1,296	326	355	231	71,297	51,892	3,791	3,494	7,901
Pepper "	1,290	9,801	1,542	15,470	1,487	62,513	8,59,714	1,12,656	12,03,619	1,64,659
Other sorts "	413	321	433	573	359	17,687	19,377	18,707	12,946	13,175
Total of Spices "	103,218	121,135	99,218	132,886	111,249	26,38,626	36,73,809	27,58,907	39,12,369	22,35,956

Separately recorded from 1925-26.

TRADE AT CHIEF PORT
CALCUTTA

(70)

No. 12—continued
EXPORTS—continued

INDIAN MERCHANDISE—continued

PRINCIPAL AND OTHER ARTICLES	QUANTITY					VALUE				
	1924-25	1925-26	1926-27	1927-28	1928-29	1924-25	1925-26	1926-27	1927-28	1928-29
BENGAL—continued										
CALCUTTA—continued										
Stationery (excluding paper)	Value	—	—	—	—	22,698	23,100	19,210	18,409	15,661
Stone and marble	Tons	—	203	324	12	766	20,907	60,869	4,527	95,789
Sugar—										
Sugar, 16 Dutch standard and above	5	2	7	1	4	3,292	1,403	3,116	1,406
Sugar, 15 Dutch standard and below	1	123	30	160	31
Confectionery	180	..	30	..
Molasses, etc.	377	3	1	1	1	68,522	412	140	90
Total of Sugar	388	5	8	2	5	72,110	1,845	3,466	1,527
Tallow and Stearine (including grease and animal fat)	Cwts.	6,554	7,874	6,739	6,293	6,376	3,20,368	3,63,654	2,82,278	2,39,512
Tea—										
Black	Lbs.	220,090,121	207,672,795	228,839,221	238,071,667	229,908,528	22,18,46,188	17,70,59,842	18,75,97,390	21,53,25,646
Green	120	..	2,080	82	..	2,092
Total of Tea	220,090,121	207,672,918	228,839,221	238,073,947	229,908,528	22,18,46,188	17,70,59,924	18,75,97,390	21,53,27,738
Tea waste, for the manufacture of Caffeine	3,094,199	2,756,112	1,411,987	3,906,986	3,873,128	4,65,126	5,11,340	2,30,867	4,14,104
Textiles—										
Cotton—										
Raw	Tons	8,241	7,032	7,080	8,395	6,062	1,29,13,252	85,23,486	64,01,257	71,77,423
Waste	Bales	46,944	39,875	39,935	47,145	34,483				
	Cwts.	4,747	2,923	2,596	3,114	1,535	1,47,210	85,722	36,547	98,840
Twist and Yarn—										
Grey Nos. 1 to 10	Lbs.	182,040	99,058	31,200	9,600	17,536	1,57,116	74,189	21,240	6,125
.. Nos. 11 to 20	7,783	22,433	4,400	..	3,060	8,941	26,865	4,250	..
.. Nos. 21 to 30	168	425
.. Nos. 31 to 40	320	400	922	240	160
Orange, red, and other colours, Nos. 1 to 20	14,520	2,000	800	16,862	1,250	..	500
Unspecified descriptions of Twist and Yarn	3,050	1,430
Total of Twist and Yarn	207,663	123,659	35,600	10,000	22,316	1,84,589	1,02,729	25,490	6,285
Manufactures—										
Handkerchiefs and shawls in the piece	No.	303,479	194,520	13,988	42,072	44,856	41,242	17,360	2,488	5,896
Piece-goods—										
Grey (unbleached)	Yards	40,811	30,729	27,944	29,556	282,670	24,553	17,170	15,739	19,681
White (bleached)	14,045	47,931	29,105	14,018	28,602	10,070	14,143	17,839	9,050
Coloured, printed, or dyed	120,372	47,222	31,350	60,905	108,980	1,34,392	59,949	64,653	47,675
Other sorts of manufactures	Value	—	—	—	—	—	1,03,214	39,200	27,416	64,074
Total value of Cotton manufacture	—	—	—	—	—	2,12,471	1,47,812	1,28,136	1,46,376
Total of Cotton manufactures (including Twist and Yarn)	—	—	—	—	—	4,98,060	2,50,541	1,53,625	1,52,661
Total of Cotton raw and manufactures	—	—	—	—	—	1,35,58,522	88,59,749	65,91,429	74,28,924

* Shown under "P Revisions and Oilmen's Stores" from 1927-28.

No. 12—continued
EXPORTS—continued

INDIAN MERCHANDISE—continued

PRINCIPAL AND OTHER ARTICLES	QUANTITY					VALUE				
	1924-25	1925-26	1926-27	1927-28	1928-29	1924-25	1925-26	1926-27	1927-28	1928-29
BENGAL—continued										
CALCUTTA—continued										
Textiles—continued										
Flax—										
Raw . . . Lbs.	7,504	1,200
Manufactures . Value	—	—	—	—	—	4,428	12,676	3,040	4,287	5,706
Haberdashery and millinery . . .	—	—	—	—	—	10,865	29,336	13,493	5,733	49,528
Hemp (chiefly Sans)—										
Raw . . . Cwts.	452,042	417,477	319,043	341,801	458,913	1,09,64,941	1,04,45,430	59,36,339	53,67,027	68,06,640
Manufactures (excluding cordage). Value	—	—	—	—	—	..	1,710
Total of Hemp, raw and manufactures . . .	—	—	—	—	—	1,09,64,941	1,04,47,140	59,36,339	53,67,027	68,06,640
Jute—										
Raw . . . { Tons	660,995	615,529	677,197	851,431	858,260	27,45,01,419	35,99,44,968	25,58,49,537	29,08,88,862	30,74,95,923
Bales	3,701,572	3,446,962	3,792,303	4,768,014	4,806,256					
Twist and yarn . . . { Lbs.	1,261,116	1,723,736	3,073,331	6,318,278	4,801,266	3,56,753	4,71,163	8,04,958	13,27,043	10,21,318
Tons	563	770	1,374	2,821	2,143					
Manufactures—										
Canvas . . . { Yards	4,733	720	864	37	1,880	6,945	760	432	23	1,610
Tons	2	1					
Gunny bags—										
Sacking gunny bags . . . { No.	343,968,927	347,291,055	358,876,307	378,922,929	410,039,464	20,28,60,366	23,65,25,556	21,20,93,196	20,39,47,470	21,95,68,228
Tons	859,331	368,443	385,720	404,223	436,912					
Hessian gunny bags . . . { No.	79,431,795	76,872,155	89,103,702	83,193,787	86,573,468	2,82,57,962	3,01,14,755	3,10,43,769	2,82,13,010	2,91,67,035
Tons	33,960	36,976	41,423	39,292	33,745					
Total of Gunny bags . . . { No.	423,400,692	424,163,210	447,980,009	462,116,716	496,612,932	23,11,18,327	26,66,40,311	24,31,36,965	23,21,60,480	24,87,35,263
Tons	398,291	405,419	427,143	443,515	475,557					
Gunny cloth—										
Sacking gunny cloth . . . { Yards	61,363,962	61,363,964	60,580,083	74,950,929	74,970,799	1,38,45,559	1,59,54,758	1,96,70,785	1,59,43,379	1,45,63,749
Tons	59,976	39,445	60,841	52,507	43,639					
Hessian gunny cloth . . . { Yards	1,302,794,056	1,399,130,499	1,421,226,677	1,476,964,700	1,502,528,577	26,84,75,904	30,17,97,819	26,45,23,129	28,32,60,837	30,15,80,008
Tons	355,473	359,975	364,758	379,723	383,286					
Total of Gunny cloth . . . { Yards	1,464,658,018	1,460,494,463	1,501,806,760	1,551,915,629	1,567,499,376	28,23,21,553	31,77,52,577	28,41,93,914	29,92,04,216	31,61,43,757
Tons	406,454	399,420	425,599	432,235	426,925					
Total Gunny bags and cloth . . .	804,745	804,839	852,742	875,750	902,432	51,34,39,880	58,43,92,888	52,73,30,879	53,13,64,696	56,48,79,070
Rope and twine—										
Cwts.	75,746	81,030	97,524	91,068	104,150	22,11,327	24,79,648	25,17,463	19,25,926	20,58,287
Tons	2,767	4,051	4,376	4,553	5,206					
Other kinds—										
Cwts.	1,852	2,974	435	694	3,568	63,023	99,058	16,881	65,855	1,99,523
Tons	93	140	22	35	173					
Total of Jute manufactures (including twist and yarn) . . . Tons	809,199	809,809	859,014	883,159	910,012	51,60,82,933	53,74,43,517	53,06,70,613	153,46,83,543	56,31,59,308
Total of Jute, raw and manufactures . . .	1,470,185	1,425,338	1,536,211	1,734,590	1,768,272	79,05,84,852	94,73,88,505	78,65,20,150	82,55,72,405	87,58,55,730
Silk—										
Raw—										
Mulberry silk (excluding tasar and other wild silk)—										
Raw . . . Lbs.	12,740	20,822	3,732	2,32,876	2,78,000	50,000
Ohasam or waste . . .	293,990	219,973	150,304	182,204	109,080	3,32,340	2,11,022	1,52,400	1,81,962	1,07,110
Total of Mulberry silk, raw, etc. . . .	306,730	240,795	154,036	182,204	109,080	5,65,216	4,89,022	2,02,400	1,81,962	1,07,110

TRADE AT CHIEF PORT
CALCUTTA

(72)

No. 12—continued
EXPORTS—continued

INDIAN MERCHANDISE—continued

PRINCIPAL AND OTHER ARTICLES	QUANTITY					VALUE				
	1924-25	1925-26	1926-27	1927-28	1928-29	1924-25	1925-26	1926-27	1927-28	1928-29
						₹	₹	₹	₹	₹
BENGAL—continued										
CALCUTTA—continued										
Textiles—continued										
Silk—continued										
Wild silk, tassar, munga, eri, and others—										
Raw . . . Lbs.	2,240	1,30
Chasam or waste ..	26,877	11,984	600	2,130	8,176	20,450	10,789	800	2,201	1,00
Cocoons. . . "	92,472	86,846	25,438	43,900	26,250	1,30,400	1,25,401	38,805	65,325	39,37
Total of Wildsilk, raw, etc. . . "	118,849	98,830	26,038	45,930	36,666	1,50,850	1,36,280	89,105	67,586	41,67
Total of Silk, raw ..	425,579	339,625	180,074	228,134	145,740	7,16,066	6,25,302	2,41,505	2,49,548	1,48,78
Manufactures—										
Goods of silk mixed with other materials . . . Yards	10,379	59,134	35,106	32,506	19,766	20,253	74,414	67,812	48,676	26,23
Piece-goods . . .	48,176	25,800	25,166	21,104	27,021	92,771	45,910	52,681	40,420	45,37
Other sorts . . . Lbs.	904	150	50	164	..	950	1,904	375	3,500	..
Total of silk manufactures Value	—	—	—	—	—	1,13,974	1,22,228	1,20,818	92,605	71,601
Total of Silk, raw and manufactures ..	—	—	—	—	—	8,30,040	7,47,530	3,62,323	3,42,153	2,20,391
Wool—										
Raw . . . Lbs.	768,038	350,292	482,706	429,395	712,133	5,16,083	3,05,448	2,87,771	2,74,525	3,79,830
Manufactures—										
Carpets and rugs ..	2,255,583	1,893,854	1,892,013	2,395,444	2,654,839	47,79,007	35,25,003	31,80,510	44,31,892	41,47,420
Piece-goods . . . Yards	..	159	3,729	921	27	..	585	11,357	3,001	29
Shawls . . . No.	555	711	2,982	129	55	5,436	6,845	26,684	980	589
Other sorts . . . Lbs.	18,255	84,148	94,106	97,181	205,494	38,518	43,740	1,08,887	2,31,916	3,58,539
Total of Wool manufactures Value	—	—	—	—	—	48,17,956	35,76,773	33,27,438	46,57,789	45,06,577
Total of Wool and Woollens ..	—	—	—	—	—	53,34,880	38,82,421	36,15,209	40,32,314	48,86,207
Tobacco—										
Unmanufactured Lbs.	13,417,246	7,533,051	2,555,604	4,664,517	3,923,296	23,85,759	11,09,007	4,56,742	12,38,272	12,78,077
Manufactured ..	811,584	202,648	200,233	378,092	803,832	53,513	42,400	43,797	45,526	54,100
Total of Tobacco. . . "	13,728,830	7,735,699	2,755,837	5,042,609	4,227,128	24,39,272	11,52,007	5,00,539	13,38,798	13,32,177
Toys and requisites for games and sports, including fishing tackle (other than fire-arms) Value										
Umbrellas including parasols and sunshades No.	37,210	42,706	57,935	78,647	90,198	77,735	80,734	94,788	1,23,787	1,39,818
wax of all kinds, other than paraffin wax (excluding candles) . . . Cwts.	2,514	3,955	2,977	2,487	2,828	2,19,983	3,38,990	3,04,212	2,62,997	2,69,087
Wood and Timber—										
Teakwood . Cubic Tons	460	208	317	29	18	48,600	45,204	34,027	6,430	6,817
Firewood* . . . Tons	—	7	2	—	635	505	100	..
Sandalwood . . . Value	—	—	—	—	—	15,225	189	2,013	15	250
Other kinds of wood and timber . . . "	—	—	—	—	—	47,247	48,372	49,776	18,089	46,118
Manufactures of wood, other than furniture and cabinet-ware ..	—	—	—	—	—	52,611	31,379	40,580	24,650	34,177
Total of Wood and Timber ..	—	—	—	—	—	1,63,743	1,26,779	1,26,901	49,284	87,360
Postal articles . . . "										
All other articles of merchandise—										
Unmanufactured . . . "	—	—	—	—	—	58,31,487	51,48,348	47,59,542	61,18,845	61,69,188
Manufactured . . . "	—	—	—	—	—	5,93,397	4,53,797	3,82,204	5,64,373	6,63,291
Total of all other articles of merchandise ..	—	—	—	—	—	2,35,407	1,04,304	5,11,399	2,00,038	1,80,418
GRAND TOTAL (EXCLUSIVE OF GOVERNMENT STORES) ..	—	—	—	—	—	8,28,804	5,63,101	8,93,603	7,64,409	8,43,799
c ..	—	—	—	—	—	1,40,93,80,659	1,45,45,49,489	1,26,38,53,896	1,37,67,38,779	1,33,02,69,517

* Separately recorded from 1925-26.

No. 12—continued
EXPORTS—continued

INDIAN MERCHANDISE—concluded

GOVERNMENT STORES

PRINCIPAL AND OTHER ARTICLES	QUANTITY					VALUE				
	1924-25	1925-26	1926-27	1927-28	1928-29	1924-25	1925-26	1926-27	1927-28	1928-29
BENGAL—continued						R	R	R	R	R
CALCUTTA—continued										
Apparel (including drapery, uniforms, accoutrements, but excluding hosiery) . . . Value	—	—	—	—	—	1,900	3,472	6,938	4,104	8,167
Arms, Ammunitions and Military Stores	—	—	—	—	—	21,940	1,033	5,205	4,028	2,031
Books and printed matters (not being stationery) including maps and charts . . .	—	—	—	—	—	..	32,142	29,597	29,404	41,771
Boots and shoes . . . Pairs	2,500	145	..	5,945	750	9,484	723	..	12,817	4,306
Drugs, Medicines, and Narcotics . . . Value	—	—	—	—	—	15,028	4,94,233	1,05,227	28,647	29,292
Leather—Unwrought . . . Cwts.	2	..	1	130	..	31
Manufactures . . . Value	—	—	—	—	—	998	..	1,069	9,829	54
Metals and Ores, un-enumerated . . . Cwts.	2,000	2	1,206	80,000	200	1,48,770
Opium—Shipped to United Kingdom . . . Cwts.	573	335	483	543	420	15,07,595	8,47,422	10,82,673	14,00,508	9,88,493
Shipped direct to the Govt. of Hong-Kong, the Straits Settlements and other East Indian Govts. . . Cwts.	3,018	2,364	2,716	2,554	2,250	98,22,000	94,56,000	1,08,64,000	1,04,16,000	90,30,000
Stationery . . . Value	—	—	—	—	—	14,620	11,057	4,320
Textiles—Cotton manufactures . . .	—	—	—	—	—	2,658	3,359	47,760
Fiar manufactures . . .	—	—	—	—	—	..	28,869	7,696	9,020	97
Wool manufactures . . .	—	—	—	—	—	3,697	4,275	3,500
All other articles—Unmanufactured . . .	—	—	—	—	—	14,652	18,247	3,890	97,169	18,924
Manufactured . . .	—	—	—	—	—	45,620	17,553	17,548	2,18,335	46,782
GRAND TOTAL . . .	—	—	—	—	—	1,14,39,226	1,08,94,696	1,22,27,038	1,20,48,842	1,03,80,316

FOREIGN MERCHANDISE

PRINCIPAL AND OTHER ARTICLES	QUANTITY					VALUE				
	1924-25	1925-26	1926-27	1927-28	1928-29	1924-25	1925-26	1926-27	1927-28	1928-29
Animals living . . . No.	9	9	12	68	31	R	R	R	R	R
Apparel (including drapery, uniforms, accoutrements, but excluding hosiery and boots and shoes) . . . Value	—	—	—	—	—	21,450	24,690	27,600	66,305	2,14,650
Arms, Ammunition and Military Stores—Fire arms and parts thereof . . .	—	—	—	—	—	1,73,738	4,76,829	1,35,828	1,15,139	74,455
Other sorts . . .	—	—	—	—	—	35,242	31,382	39,446	41,955	46,450
Total of Arms, etc. . .	—	—	—	—	—	595	1,142	1,232	2,332	1,194
Art works of (other than pictures) . . .	—	—	—	—	—	35,837	82,524	40,678	44,287	47,644
Books printed, and printed matter (not being Stationery) including maps and charts . . . Cwts.	129	164	124	448	469	4,54,141	960	9,156	2,340	3,276
Chemicals and chemical preparations (excluding chemical manures and medicines) . . . Value	—	—	—	—	—	50,895	60,368	42,355	70,832	1,38,680
Cutlery . . .	—	—	—	—	—	7,762	16,113	18,878	14,152	18,238
Drugs and Medicines (excluding chemicals and narcotics) . . .	—	—	—	—	—	1,293	10,864	6,149	718	..
Dyeing and tanning substances—Dyes obtained from coal tar—Aniline dyes . . . lbs.	82,710	672	62,773	2,000
Other sorts . . . Cwts.	17	2	3,085	5,997
TOTAL OF DYEING, ETC. . . Value	—	—	—	—	—	72,806	7,997
Fruits and vegetables—Fresh fruits and vegetable . . .	—	—	—	—	—	2,500
Fruits and vegetables, dried salted or preserved . . . Tons	..	2	6	5	20	329	1,198	4,614	7,046	25,312
Glass and Glassware . . . Value	—	—	—	—	—	23,636	10,998	15,316	15,051	3,514
Gums and Resins . . . Cwts.	1	..	60	304	501	80	..	1,978	9,574	6,835

TRADE AT CHIEF PORT
CALCUTTA

(74)

No. 12—continued
EXPORTS—continued

FOREIGN MERCHANDISE—continued

PRINCIPAL AND OTHER ARTICLES	QUANTITY					VALUE				
	1924-25	1925-26	1926-27	1927-28	1928-29	1924-25	1925-26	1926-27	1927-28	1928-29
BENGAL—continued										
CALCUTTA—continued										
Hardware (excluding cutlery and electro-plated ware) Value	—	—	—	—	—	6,06,966	8,32,376	8,09,918	8,41,940	9,68,968
Hides and Skins, raw—										
Skins, raw	25	24	22	9	10	34,580	68,873	3,28,022	25,625	28,359
Tons										
No.	77,284	95,904	1,148,610	72,102	73,145					
Instruments, Apparatus, and Appliances, and parts thereof—										
Electrical—						3,91,480	1,27,446	1,58,484	1,80,784	98,862
Musical—										
Talking machines and accessories	—	—	—	—	—	94,470	49,197	11,428	87,591	30,225
Other sorts	—	—	—	—	—	8,561	32,248	39,870	18,168	12,863
Other kinds	—	—	—	—	—	1,11,110	1,05,414	1,06,845	95,205	1,80,547
Total of Instruments, Apparatus, etc.	—	—	—	—	—	6,05,630	3,04,805	3,16,127	3,81,738	2,73,517
Jewellery (excluding imitation jewellery and precious stones and pearls, unsets), also plate of gold and silver	—	—	—	—	—	12,794	25,875	33,622	1,28,480	18,201
Leather	—	—	—	—	—	7,847	36,043	11,159	35,627	7,134
Liquors—										
Gals.	2,937	—	7,323	8,510	8,058	41,489	7,880	20,344	20,871	6,373
Machinery and Millwork—										
Electrical machinery of all kinds	—	—	—	—	—	8,205	59,499	60,654	520	19,680
Other sorts of machinery	—	—	—	—	—	4,85,889	5,40,277	5,24,625	7,67,116	5,87,885
Total of Machinery and Millwork	—	—	—	—	—	4,44,094	5,99,776	5,85,279	7,67,636	6,71,165
Metals and Ores—										
Brass, Bronze, and similar alloys—										
Wrought	10	80	120	4,008	150	1,600	6,912	12,226	1,18,848	11,566
Copper—										
Unwrought—										
Tiles, Ingots, Cakes, Bricks and Slabs	—	—	314	—	—	—	—	4,000	—	—
Wrought	7	1	308	48	4	975	145	31,640	2,615	1,304
Iron or steel—										
Angle, bolt, and rod	80	6	—	—	—	7,753	979	18	48	105
Bars and channels	1	4	6	4	1	1,876	9,560	5,856	2,866	2,539
Hoops and strips	31	28	57	34	31	27,061	22,169	26,931	19,731	19,688
Old, for re-manufacture	4,542	685	550	511	511	1,77,893	20,495	11,551	25,561	22,481
Sheets and plates galvanized	20	5	6	1	8	6,748	1,560	1,700	468	2,789
Sheets and plates, tinned	—	12	—	—	—	—	5,000	50	—	412
Sheets and Plates, not galvanized or tinned	11	2	59	9	16	2,978	340	30,962	2,465	3,324
Wire	—	—	—	3	1	—	145	—	902	1,389
Other manufactures of iron or steel	30	307	23	520	2	6,987	18,086	11,021	67,743	4,248
Total of Iron or Steel	4,665	1,049	701	1,082	570	2,31,295	78,334	88,089	1,19,784	56,974
Lead—										
Unwrought—										
Flx	129	—	—	—	—	2,388	—	—	—	—
Other sorts	3,167	1,640	—	—	53	46,094	34,408	—	—	8,424
Wrought, all sorts	830	287	421	12	81	46,803	9,213	16,914	190	2,866
Tin	4,598	4,603	1,509	160	3,288	88,207	1,14,096	1,200	400	17,579
Zinc, unwrought	13	—	—	—	—	200	—	—	—	—
Zinc or Spelter all sorts	—	124	7	1	—	—	1,561	267	70	—
Metals, unenumerated	—	46	775	2,710	3,584	—	2,674	22,689	1,00,522	1,26,061
Ores	3	1	—	20	—	—	—	—	—	—
Total of Metals and ores	—	—	—	—	—	4,17,838	2,47,594	1,77,085	3,48,750	2,24,774
Oils	30,949	17,504	34,173	25,367	33,902	88,022	46,650	86,201	45,632	16,019
Paints and colours	953	2,972	347	683	989	61,134	1,85,468	19,251	43,323	48,996
Printing and Lithographing machinery and materials (excluding paper) Value	—	—	—	—	—	—	—	—	—	—
Provisions and oilman's stores	1,300	1,235	809	922	270	3,275	6,455	81,904	12,161	2,805
Railway plant and Rolling Stock (a) Value	—	—	—	—	—	59,869	53,429	30,669	33,604	22,248
Rubber, raw	1,008	2,576	1,792	29,120	—	34,513	1,782	13,011	49,834	—
" manufactures Value	—	—	—	—	—	20	3,624	1,800	1,000	—
						40,822	67,084	88,251	26,085	50,559

(a) Discontinued from 1928-29 and shown under respective articles they are made of.

No. 12—continued
EXPORTS—continued

FOREIGN MERCHANDISE—continued

PRINCIPAL AND OTHER ARTICLES	QUANTITY					VALUE				
	1924-25	1925-26	1926-27	1927-28	1928-29	1924-25	1925-26	1926-27	1927-28	1928-29
BENGAL—continued						₹	₹	₹	₹	₹
CALCUTTA—continued										
Spices—										
Cloves Cwts.	3	..	2	2	..	440	..	100	80	..
Other sorts . . . "	4	2	31	54	65	90	105	1,047	1,173	2,150
Total of Spices . . . "	7	2	33	56	65	530	105	1,147	1,253	2,150
Stationery . . . Value	—	—	—	—	—	30,085	38,046	14,070	7,884	22,662
Sugar—										
Sugar, 16 Dutch standard and above Tons	88	728	33,918	2,19,337	..	138	..
Sugar, 15 Dutch standard and below "	6	4	..	12,013	400	..
Confectionery " . . . "	—	—	..	1,315	215	—	—
Total of Sugar . . . "	94	728	..	4	..	45,931	2,20,652	215	538	..
Textiles—										
Cotton—										
Twist and Yarn . . Lbs.	80	2,040	..	2,000	..	60	3,912	..	5,297	..
Manufactures—										
Handkerchiefs and shawls in the piece No.	2,855	4,800	20	950	600
Hosiery . . . Value	—	—	—	—	—	6,304	..	1,240	1,250	..
Piece goods—										
Grey (unbleached) Yards	274,556	41,301	40,610	40,937	24,645	1,19,691	19,994	15,577	12,180	7,137
White (bleached) "	129,383	200,965	202,004	337,179	127,621	43,374	73,606	56,867	82,948	36,922
Coloured, printed, or dyed "	85,487	48,524	64,862	70,023	52,929	61,426	19,209	32,921	28,652	20,262
Other sorts of manufactures . Value	—	—	—	—	—	11,415	1,210	12,008	11,791	3,160
Total of Cotton manufactures . . . "	—	—	—	—	—	2,42,210	1,14,019	1,18,638	1,37,771	68,081
Total of Cotton manufactures including Twist and Yarn	—	—	—	—	—	2,42,270	1,17,931	1,18,638	1,48,068	68,081
Flax manufactures—										
Piece goods . . . Yards	364	830	384	1,524	900	1,162
Other sorts, including bags and sacks . Lbs.	10,330	2,726	9,787	2,748	1,170	21,544	7,150	4,429	3,656	1,194
Total of flax manufactures . Value	—	—	—	—	—	21,544	7,150	5,953	4,556	2,356
Silk, manufactures . . . "	—	—	—	—	—	10,824	14,686	2,200	4,084	3,978
Wool, raw . . . Lbs.	3,765,622	2,466,580	3,617,084	5,625,621	3,322,781	22,87,582	16,42,564	20,01,327	30,59,358	19,54,536
" manufactures . Value	—	—	—	—	—	12,755	26,248	32,188	23,544	51,822
Total of wool and woollens . . . "	—	—	—	—	—	23,00,337	16,68,812	20,33,515	30,82,822	20,06,358
Other Textile manufactures . . . "	—	—	—	—	—	341	9,221
Tobacco—										
Unmanufactured . Lbs.	118,128	476	2,912	3,120	5,344	1,15,829	168	2,637	2,750	7,977
Manufactured	11,653	18,964	3,993	3,697	4,012	22,435	37,447	14,919	7,618	15,029
Toys and requisites for games and sports, including fishing tackle (other than Fire arms) . . . Value	—	—	—	—	—	22,689	19,176	26,312
Vehicles excluding locomotives, etc., for railways—										
Carriages and carts (excluding railway carriages) and parts thereof . . . "	—	—	—	—	—	3,54,585	1,78,307	3,36,722	2,42,511	1,97,694
Ships, parts of . . . "	—	—	—	—	—	60	600	2,000	..	1,00,000
Other kinds . . . "	—	—	—	—	—	2,50,000	51,336
Wood and Timber—										
Other kinds of wood and timber . . . "	—	—	—	—	—	150
Manufactures of wood, other than furniture and cabinetware . . . "	—	—	—	—	—	36,050	61,870	95,939	1,39,865	5,28,662
Total of Wood and Timber . . . "	—	—	—	—	—	36,200	61,870	95,939	1,39,865	5,28,662
Postal Articles . . . "	—	—	—	—	—	12,016
All other articles of merchandise—										
Unmanufactured . . . "	—	—	—	—	—	8,027	31,080	4,685	8,091	8,725
Manufactured . . . "	—	—	—	—	—	1,91,547	1,23,542	99,757	2,10,983	1,08,898
Total of all other articles of merchandise . . . "	—	—	—	—	—	1,99,574	1,54,621	1,04,442	2,19,074	1,17,623
GRAND TOTAL (exclusive OF GOVERNMENT STORES) . . . "	—	—	—	—	—	69,46,315	56,90,092	56,09,610	70,95,822	59,61,727

TRADE AT CHIEF PORT
CALCUTTA
BALASORE

(76)

No. 12—continued
EXPORTS—concluded

FOREIGN MERCHANDISE—concluded
GOVERNMENT STORES

PRINCIPAL AND OTHER ARTICLES	QUANTITY					VALUE				
	1924-25	1925-26	1926-27	1927-28	1928-29	1924-25	1925-26	1926-27	1927-28	1928-29
BENGAL—concluded. CALCUTTA—concluded. Apparel (including drapery uniforms, accoutrements but excluding hostery) . . . Value	—	—	—	—	—	3,13,324	1,137
Arms, Ammunition, and Military Stores— Firearms, and parts thereof . . . "	—	—	—	—	—	4,01,674	1,970	2,152	2,104	4,008
Other sorts . . . "	—	—	—	—	—	13,831	7,025	5,644	2,240	747
Total of Arms and Ammunition and Military Stores . . . "	—	—	—	—	—	4,15,505	8,995	7,796	4,344	4,755
Chemicals, Drugs, Medicines and Narcotics . . . "	—	—	—	—	—	72,258	1,04,076	300	1,637	..
Hardware and Cutlery (including Agricultural Implements and plated ware) . . . "	—	—	—	—	—	..	1,04,660	7,191	74,101	463
Instruments, apparatus, appliances and parts thereof . . . "	—	—	—	—	—	31,951	23,897	7,622	11,904	8,163
Metals and Ores— Brass, bronze and similar alloys and manufactures thereof . . . Cwts.	..	2	553
Copper— Wrought . . . "	2,306	205	701	7,19,450	61,600	78,000
Metals, unenumerated . . . "	2	732	4,095	4,105	336	1,037	40,060	3,00,030	5,00,000	40,372
Railway plant and rolling-stock (a) . . . Value	—	—	—	—	—	170	200	165	..	—
Telegraphs, materials for construction of . . . "	—	—	—	—	—	84	2,000
Textiles— Cotton manufactures . . . "	—	—	—	—	—	..	25,300	200	11,384	15,602
Flax— Manufactures . . . "	55,984	7,287
All other articles of stores, . . . "	—	—	—	—	—	35,611	19,107	39,857	28,802	10,074
GRAND TOTAL . . . "	—	—	—	—	—	12,76,066	4,50,448	5,31,161	10,01,460	87,783

BALASORE.

IMPORTS

Nil.

EXPORTS

INDIAN MERCHANDISE

PRINCIPAL AND OTHER ARTICLES	QUANTITY					VALUE				
	1924-25	1925-26	1926-27	1927-28	1928-29	1924-25	1925-26	1926-27	1927-28	1928-29
BHAR AND ORISSA— BALASORE (CHIEF PORT)— GRAIN, PULSE AND FLOUR— Rice in the husk . . . Tons	538	..	90	..	10	75,696	..	14,921	..	1,400
Rice not in the husk . . . "	237	..	111	48,438	..	26,150
Total Grain, Pulse and Flour, . . . "	538	..	327	..	121	75,696	..	57,759	..	27,550
GRAND TOTAL (exclusive OF GOVERNMENT STORES) . . . Value	—	—	—	—	—	75,696	..	57,759	..	27,550

FOREIGN MERCHANDISE.
Nil.

(a) Discontinued from 1928-29 and shown under respective articles they are made of.

No. 12—continued

IMPORTS

PRINCIPAL AND OTHER ARTICLES	QUANTITY					VALUE				
	1924-25	1925-26	1926-27	1927-28	1928-29	1924-25	1925-26	1926-27	1927-28	1928
						₹	₹	₹	₹	₹
BOMBAY—										
BOMBAY (CHIEF PORT)—										
Animals, living—										
Horses No.	2,105	3,034	2,631	1,653	2,925	21,28,005	28,26,565	17,34,799	14,99,071	18,07,697
Other kinds "	1,218	945	1,156	1,070	1,480	1,31,747	2,01,708	1,48,462	99,363	1,33,212
Total of Animals, living "	3,318	3,979	3,787	2,723	4,405	22,59,752	29,28,273	18,83,261	15,98,434	19,40,909
Apparel (excluding hosiery and boots and shoes)—										
Apparel (including drapery, uniforms, accoutrements) Value	—	—	—	—	—	37,07,030	38,43,780	43,72,384	44,42,292	52,92,866
Gold and silver thread "	—	—	—	—	—	12,50,662	10,46,901	10,20,124	10,30,860	12,00,136
Hats, caps, bonnets, and hatters' ware "	—	—	—	—	—	14,16,364	13,49,301	14,60,969	15,62,968	15,99,722
Lametta Lbs.	210,061	189,369	205,539	416,017	438,398	5,19,636	3,39,692	4,77,684	7,41,964	7,26,948
Second-hand clothing Value	—	—	—	—	—	2,68,111	3,82,093	2,56,947	2,06,410	3,63,338
Water-proofed clothing "	—	—	—	—	—	1,44,144	1,09,912	1,16,303	2,23,332	1,84,230
Total of Apparel "	—	—	—	—	—	73,06,447	71,21,679	77,03,481	82,08,350	94,07,296
Arms, Ammunition, and Military stores—										
Cartridge cases—										
Filled (a) No.	6,045,401	12,763,446	6,571,331	4,741,060	—	8,64,015	15,13,620	3,30,321	3,40,594	—
Shot gun cartridges, Rifle and other cartridges "	—	—	—	—	4,196,960	—	—	—	—	3,09,262
Empty "	13,256,718	382,877	379,408	396,577	806,122	3,33,553	13,223	13,536	15,751	11,367
Explosives—										
Blasting fuse { Lbs. & No. of Coils	311,788	225,447	406,519	346,114	235,571	2,05,518	1,32,392	2,42,097	3,13,962	1,53,442
Blasting Gelatine Lbs.	851,404	581,445	1,037,622	1,092,431	745,632	—	—	—	—	—
Dynamite "	171,500	1,795	20,000	15,000	3,700	1,28,964	2,792	17,380	12,940	2,955
Gelatine dynamite "	34,522	2,100	23,200	21,250	27,250	26,979	1,395	16,358	14,855	13,620
Detonators No.	188,700	79,500	293,000	209,000	211,700	1,01,999	57,377	2,14,955	1,52,187	1,54,092
Others Lbs.	739,011	215,024	1,967,524	1,473,924	855,887	14,172	5,048	49,294	31,999	20,608
Fire-arms and parts thereof Value	255,206	50,567	113,742	125,537	92,402	1,36,479	50,840	69,354	71,412	51,402
Firearms † No.	—	—	10,958	11,270	9,553	—	—	7,44,778	9,13,793	6,74,771
Parts of fire-arms † Value	—	—	—	—	—	—	—	4,943	7,413	5,060
Gunpowder—										
Black Lbs.	17,975	13,475	12,375	14,900	13,375	23,548	16,492	15,513	19,514	15,796
Others "	360	14,201	14,310	1,758	1,428	1,341	13,109	14,161	6,401	6,011
Other sorts Value	—	—	—	—	—	6,02,958	1,16,776	1,21,116	1,08,053	1,33,777
Total of Arms, etc. "	—	—	—	—	—	37,93,613	29,59,423	18,95,306	20,08,877	16,43,472
Art, works of, other than pictures "	—	—	—	—	—	1,62,566	2,67,214	1,47,116	1,08,432	1,17,414
Asbestos—										
Manufactured—										
Asbestos packing Value	—	—	—	—	—	1,63,896	1,42,846	1,52,616	1,16,736	1,09,994
Other manufactures "	—	—	—	—	—	3,48,502	6,06,463	7,77,772	7,34,132	9,13,565
Total of Asbestos "	—	—	—	—	—	5,12,398	7,49,309	9,30,388	8,50,868	10,23,559
Belting for machinery—										
Of cotton "	—	—	—	—	—	2,00,334	2,08,986	2,43,770	2,44,650	1,41,590
leather "	—	—	—	—	—	23,88,593	22,06,404	21,14,488	24,38,084	21,14,348
other materials (including coil) "	—	—	—	—	—	6,88,911	5,43,303	5,78,256	7,12,500	7,46,017
Total of Belting for machinery "	—	—	—	—	—	37,77,738	29,58,693	29,36,514	33,95,194	30,01,955

* Inclusive of imports by postal packets referred to Collectors of Customs for assessment;

† Separately shown since 1926-27.

(a) Separately recorded from 1928-29.

TRADE AT CHIEF PORT
BOMBAY

(78)

No. 12—continued
IMPORTS—continued

PRINCIPAL AND OTHER ARTICLES	QUANTITY					VALUE				
	1924-25	1925-26	1926-27	1927-28	1928-29	1924-25	1925-26	1926-27	1927-28	1928-29
						R	R	R	R	R
BOMBAY—continued										
BOMBAY (CHIEF PORT)—continued										
Bobbins . . . Value	—	—	—	—	—	25,31,528	21,77,741	20,38,003	25,68,870	21,48,032
Books, printed, and printed matter (not being Stationery), including maps and charts . . . Owts.	10,305	12,872	12,872	14,464	14,803	19,20,768	19,54,500	17,67,614	22,13,711	23,09,737
Boots and Shoes—										
Of canvas with rubber soles (a) . . . Pairs	—	—	—	—	324,758	—	—	—	—	5,56,225
.. leather . . . "	99,923	129,991	155,570	208,210	187,524	7,11,718	8,32,216	9,69,308	11,23,266	10,03,889
.. other materials . . . "	59,517	102,882	205,318	218,599	158,617	1,54,236	2,47,507	4,76,316	4,57,679	2,57,733
Total of Boots and Shoes . . . "	159,440	232,873	360,887	426,809	670,899	8,65,954	10,79,723	14,45,124	15,80,945	18,16,847
Brushes and Brooms—										
Brushes—										
Paint and Varnish Brushes . . . Dozs.	11,435	21,336	35,333	40,197	27,560	72,456	92,139	1,04,975	1,20,717	97,899
Toilet brushes . . . "	20,946	65,559	39,236	68,084	85,991	97,196	1,37,393	1,45,433	1,78,019	2,32,199
Other brushes . . . "	32,619	80,066	87,103	95,582	110,952	2,79,739	1,98,132	2,58,708	2,36,806	2,56,743
Brooms . . . "	832	127	361	360	217	5,432	1,836	3,225	3,420	2,554
Total of Brushes and Brooms . . . "	115,832	167,088	162,123	194,223	223,820	4,54,822	4,29,500	5,12,341	5,83,962	5,88,895
Building and Engineering materials, other than of iron, steel, or wood—										
Asphalt . . . Tons	5,370	6,690	11,217	10,402	8,562	6,76,200	6,74,889	11,32,953	11,06,835	4,12,124
Bricks—										
Bricks, other than fire bricks . . . No.	4,449	844	934	19,646	29,438	1,444	228	123	3,377	5,891
Fire bricks . . . "	347,592	241,000	198,747	338,992	232,286	79,393	50,161	48,313	95,667	65,931
Cement—										
Portland . . . Tons	5,708	5,894	7,903	4,065	5,230	2,95,233	2,75,791	3,36,364	2,16,420	2,54,698
Other kinds . . . "	154	76	247	91	102	20,252	8,804	24,928	21,800	20,880
Tiles . . . No.	12,472,944	10,153,533	13,463,954	10,905,617	11,684,345	11,70,712	12,14,722	15,13,439	10,29,691	12,45,699
Other kinds . . . Value	—	—	—	—	—	3,15,662	1,68,492	2,06,338	1,95,038	2,20,512
Total of Building and Engineering materials . . . "	—	—	—	—	—	25,58,896	23,93,087	32,62,446	26,69,828	22,25,735
Buttons of all sorts—										
Metals . . . "	—	—	—	—	—	3,29,235	3,75,923	5,27,441	7,30,421	6,89,000
Other sorts . . . "	—	—	—	—	—	9,11,467	7,43,977	9,55,889	7,84,232	8,30,898
Total of Buttons . . . "	—	—	—	—	—	12,40,702	11,19,900	14,83,330	15,00,653	15,19,898
Cases and Rattans . . . Owts.	20,875	22,539	25,852	22,467	19,649	2,90,418	2,35,655	3,41,593	3,10,563	2,45,070

(a) Separately shown from 1928-29.

No. 12—continued
IMPORTS—continued

PRINCIPAL AND OTHER ARTICLES	QUANTITY					VALUE				
	1924-25	1925-26	1926-27	1927-28	1928-29	1924-25	1925-26	1926-27	1927-28	1928-29
						₹	₹	₹	₹	₹
BOMBAY—continued										
BOMBAY (CHIEF PORT)—continued										
Chemicals and chemical preparations (excluding chemical manures and medicines)—										
Acids—										
Acetic (pyrogluconic acid) . Cwts.	921	981	1,752	1,466	1,858	39,579	37,152	60,366	54,883	53,783
Oxalic . . . "	969	109	796	762	716	24,378	3,908	15,646	16,461	15,863
Sulphuric . . . "	32	11	20	936	4,203	1,213	611	1,906	8,029	39,544
Tartaric . . . "	453	672	686	619	1,040	34,673	45,968	47,563	51,939	90,364
Other sorts . . . "	1,109	1,487	2,183	1,604	2,966	51,016	80,158	99,910	72,129	99,029
Alum "	26,320	21,107	24,091	18,404	24,128	1,97,307	1,49,838	1,56,608	1,23,852	1,68,428
Aluminous sulphates . . . "	8,484	7,897	12,557	12,384	14,533	60,083	40,986	59,216	57,227	67,900
Ammonia and salts thereof—										
Anhydrous . . . "	591	492	539	504	512	67,001	46,726	37,858	27,367	33,183
Others "	8,106	4,416	10,575	4,785	8,187	2,29,595	1,12,313	1,75,873	1,15,736	1,55,691
Arsenic and its oxides	936	915	1,414	896	1,134	70,896	58,191	92,608	57,237	66,677
Bleaching materials—										
Bleaching powder (calcium hypochlorate, chloride of lime) . . . "	26,746	34,357	44,334	50,748	29,357	2,72,612	3,18,941	3,93,984	4,15,693	1,96,374
Other sorts . . . "	370	246	2,946	178	27	5,448	4,424	16,581	2,852	544
Carbide of Calcium . . . "	5,441	6,499	5,868	6,957	4,993	80,043	81,320	71,741	1,06,308	63,735
Copper sulphate . . . "	4,254	4,986	2,711	2,258	2,856	75,602	81,560	52,879	39,487	58,170
Disinfectants—										
Naphthalene . . . "	4,855	224	1,058	1,984	1,921	51,491	3,182	13,078	32,291	26,570
Others "	6,486	7,503	6,734	8,325	10,141	2,62,017	2,00,896	1,77,404	2,59,141	2,93,416
Glycerine "	1,621	1,532	1,623	1,209	1,876	1,02,738	96,387	1,26,773	91,826	94,678
Lead compounds—										
Acetate "	4,414	4,374	7,314	5,636	3,413	1,38,192	1,24,659	2,18,909	1,67,947	1,07,590
Litharge "	1,546	2,502	956	1,634	545	43,452	64,676	27,195	41,627	12,014
Others "	958	221	86	136	71	27,619	6,324	2,742	4,155	1,981
Magnesium compounds—										
Chloride "	77,050	51,261	52,231	34,958	21,977	3,02,298	1,89,462	2,04,802	1,31,494	72,260
Sulphate "	25,120	27,340	30,990	47,156	25,225	2,10,943	1,03,523	96,400	1,28,556	78,950
Others "	2,786	516	444	513	146	28,900	11,252	4,352	10,126	3,497
Potassium compounds—										
Bichromate "	3,490	3,045	2,983	3,339	2,376	1,15,671	83,285	75,923	84,508	60,334
Chlorate "	6,947	14,267	12,882	13,673	13,675	1,28,897	3,20,307	2,76,773	2,39,749	2,46,892
Other sorts "	2,131	1,890	2,043	2,400	1,871	52,182	53,589	55,741	1,17,293	1,04,989
Soda compounds—										
Bicarbonate of soda (sodium bicarbonate) . . . "	28,089	26,131	35,214	17,304	25,932	1,82,909	1,63,906	2,12,223	1,12,870	1,42,046
Bichromate of soda "	4,504	4,017	3,338	4,696	7,049	1,10,313	86,679	71,815	93,582	1,28,239
Borax (including boracic acid) "	4,319	3,381	3,488	6,457	7,283	95,533	63,103	61,187	1,02,108	91,337
Caustic soda (sodium hydroxide) "	18,693	24,444	26,647	31,462	33,867	2,83,338	2,86,883	3,47,209	3,91,480	4,16,190
Cyanide of sodium "	—	22	251	280	801	—	2,283	26,421	26,219	9,315
Soda sulphide "	31,451	16,960	35,807	36,619	26,328	3,15,487	1,40,496	2,65,616	2,65,102	1,62,975
Sodium carbonate (soda ash and soda crystals) . . . "	125,261	100,941	151,509	154,102	111,398	6,38,008	4,55,433	7,66,546	6,82,914	4,93,185
Sodium silicate "	1,473	3,658	4,967	8,987	4,633	12,934	27,591	36,719	56,705	35,404
Other sorts "	4,424	9,311	16,648	17,064	22,910	1,14,235	2,08,502	3,57,396	5,01,701	3,35,643
Sulphur (brimstone) "	39,556	42,976	40,466	44,697	33,796	2,06,866	2,27,469	3,35,125	2,84,366	2,26,227
Zinc compounds—										
Chloride "	18,140	21,259	20,628	24,274	13,529	3,26,240	3,45,197	3,94,178	3,44,346	1,77,621
Others "	180	184	587	305	160	4,239	4,753	15,741	8,517	2,438
Other sorts of chemicals Value	—	—	—	—	—	13,38,694	14,84,281	23,17,701	30,91,913	18,06,293
Total of Chemicals and Chemical preparations, etc. . . . "	—	—	—	—	—	62,07,377	58,19,073	82,69,718	85,09,741	62,44,934

TRADE AT CHIEF PORT
BOMBAY

(80)

No. 12—continued
IMPORTS—continued

PRINCIPAL AND OTHER ARTICLES	QUANTITY					VALUE				
	1924-25	1925-26	1926-27	1927-28	1928-29	1924-25	1925-26	1926-27	1927-28	1928-29
BOMBAY—continued.										
BOMBAY (CHIEF PORT)—continued										
China clay . . . Cwts.	376,199	352,985	439,149	459,682	329,833	16,01,124	18,04,429	16,77,213	15,97,862	7,86,730
Clocks and Watches and parts thereof— Clocks and time-pieces . . . No.	110,350	118,612	163,896	162,109	234,795	6,14,716	6,00,044	6,16,538	7,02,955	6,69,311
Watches . . . "	189,117	143,786	192,801	200,031	208,904	4,97,451	5,94,642	6,44,107	6,02,460	5,12,776
Parts of clocks and watches . . . Value	—	—	—	—	—	63,630	47,622	45,088	52,716	50,376
Total of Clocks and Watches; etc. . . "	—	—	—	—	—	11,75,797	12,42,308	13,05,728	13,58,131	14,32,462
Coal and Coke—										
Coal . . . Tons	288,809	232,606	118,027	207,039	133,479	77,51,851	53,54,193	26,20,419	45,44,936	25,53,239
Coke . . . "	1,008	2,313	519	792	1,063	63,219	82,196	21,153	28,693	28,042
Total of Coal and Coke . . . "	290,417	234,919	118,546	207,831	134,542	78,15,070	54,36,389	26,41,602	45,73,629	25,70,281
Coffee, other than roasted or ground . Cwts.	8,386	6,707	9,731	9,196	8,271	3,31,377	2,92,293	4,86,654	4,28,617	4,66,520
Cordage and rope of vegetable fibre (excluding jute and cotton) . . . Cwts.	4,494	5,957	8,665	4,057	6,136	4,51,144	4,41,017	7,13,381	3,25,780	3,38,588
Cork manufactures . . . "	1,206	889	1,323	1,521	1,597	1,00,784	89,334	78,502	1,04,370	1,02,390
Cutlery—										
Pruning knives . . . Value	—	—	—	—	—	—	2,093	—	3,354	463
Other kinds . . . "	—	—	—	—	—	12,25,320	8,44,463	12,95,918	12,45,676	12,32,646
Total of Cutlery . . . "	—	—	—	—	—	12,25,320	8,46,556	12,95,918	12,49,030	12,33,114
Drugs and Medicines (excluding chemicals and narcotics)—										
Aloes . . . Cwts.	1,391	547	1,956	954	890	25,322	12,394	56,842	24,402	21,482
Assafetida . . . "	6,293	2,715	3,947	3,236	3,612	3,73,519	1,86,102	1,57,412	1,14,529	2,08,341
Camphor . . . Lbs.	298,365	355,239	579,052	606,236	663,619	7,94,121	7,21,493	11,84,019	11,16,468	10,93,755
Cassia lina* . . . Cwts.	28,108	27,579	42,220	—	—	5,73,203	5,43,644	8,46,598	—	—
Codliver Oil (a) Lbs.	—	28,488	19,149	7,733	8,965	—	55,941	51,224	8,630	8,147
Preparations of opium and Morphia—										
Morphia (a) Ounces	—	103	312	441	381	—	1,376	4,187	6,949	6,385
Preparations of opium and morphia (a) . Value	—	—	—	—	—	—	13,076	29,830	28,671	43,458
Proprietary and patent medicines . . . Value	—	—	—	—	—	12,89,125	12,02,019	15,33,032	14,38,912	18,94,146
Quinine salts—										
Quinine sulphate or bisulphate. Lbs.	29,737	27,661	32,507	25,595	28,504	7,76,410	7,12,038	7,05,757	5,37,514	5,77,641
Quinine hydrochloride . . . "	3,148	2,279	3,557	2,373	2,663	96,777	75,803	1,07,858	63,312	68,769
Other sorts . . . "	7,550	5,277	6,638	3,839	6,051	1,55,435	1,08,571	1,23,795	1,26,005	1,23,774
Other sorts of Drugs and Medicines . Value	—	—	—	—	—	40,79,137	37,41,880	42,14,671	40,17,593	39,19,132
Total of Drugs and Medicines . . . "	—	—	—	—	—	81,63,549	73,75,335	90,20,225	74,82,980	79,69,479
Dyeing and Tanning substances—										
Barks for tanning . Cwts.	2	13,474	433	369	2,644	115	1,08,175	5,920	1,686	14,387
Cochineal . . . "	6,938	2,330	1,741	2,221	1,834	2,37,350	3,61,870	3,15,925	4,52,686	5,43,422

* Transferred under "Spices" from 1927-28.
(a) Separately recorded from 1925-26.

No. 12—continued
IMPORTS—continued

PRINCIPAL AND OTHER ARTICLES	QUANTITY					VALUE				
	1924-25	1925-26	1926-27	1927-28	1928-29	1924-25	1925-26	1926-27	1927-28	1928-29
BOMBAY—continued										
BOMBAY (Chief Port)—continued										
Dyeing and Tanning substances—continued										
Dyes obtained from coal tar—										
Alizarine . . . Lbs.	5,241,009	959,472	3,386,566	3,439,700	3,745,180	34,47,664	6,91,045	20,24,752	20,62,351	13,87,179
Aniline . . . "	3,978,493	6,735,301	7,874,291	10,691,690	10,661,959	1,65,40,775	99,69,332	1,03,45,442	1,44,79,200	1,46,70,123
Others . . . "	1,120	187	--	--	14	550	710	--	--	58
Indigo, synthetic Cwts.	589	23	--	83	140	2,05,785	2,723	--	14,435	23,120
Saffron Lbs.	42,704	23,000	51,063	55,413	54,773	11,56,071	13,39,325	13,83,182	11,84,393	12,71,189
Other sorts (excluding lac-dye) Cwts.	6,038	22,179	5,323	4,591	6,119	1,52,980	2,52,294	1,85,217	1,63,502	1,78,908
Total of Dyeing and Tanning substances Value	--	--	--	--	--	2,18,41,290	1,26,55,530	1,42,60,430	1,83,63,252	1,86,37,335
Earthenware and Porcelain—										
Earthenware—										
Pipes of earthenware Cwts.	14,697	2,667	30	50	11	1,15,314	23,093	710	2,051	217
Sanitary ware Value	--	--	--	--	--	2,43,151	1,75,693	3,42,638	2,49,125	3,05,704
Other kinds . . . "	--	--	--	--	--	13,67,434	10,39,136	12,61,919	10,30,276	8,54,745
Porcelain—										
Electrical . . . "	--	--	--	--	--	50,322	83,148	95,890	1,13,830	80,711
Other kinds . . . "	--	--	--	--	--	12,43,404	9,66,352	15,01,940	14,98,753	13,49,346
Total of Earthenware and Porcelain . . . "	--	--	--	--	--	29,20,655	23,37,420	32,92,597	28,94,036	26,50,723
Electroplated ware . . . "	--	--	--	--	--	1,61,809	1,73,713	2,50,933	3,47,333	3,66,940
Fireworks Lbs.	2,338,249	2,351,696	3,631,014	2,342,643	3,538,395	7,54,524	9,07,938	14,41,876	8,65,203	10,70,696
Fish (excluding canned fish)—										
Fish, dry, salted Cwts.	15,963	22,018	19,735	25,298	12,442	1,37,373	3,06,795	2,34,701	3,79,045	2,09,479
Fishmaws and sharkfins . . . "	5,845	5,563	3,549	4,414	3,880	56,564	52,936	33,632	36,701	49,399
Fish, other sorts . . . "	561	2,437	443	974	2,232	33,235	33,044	20,344	19,023	38,323
Total of Fish . . . "	22,369	30,018	23,727	30,686	18,604	2,77,672	3,92,825	3,38,687	4,34,769	2,97,706
Fruits and Vegetables—										
Fresh fruits and vegetables—										
Fresh fruits Value	--	--	--	--	--	1,00,923	1,36,837	1,60,443	1,36,306	1,01,031
Fresh vegetables of all kinds . . . "	--	--	--	--	--	1,38,426	2,54,232	13,87,537	6,47,313	10,51,634
Total of Fresh fruits and vegetables . . . "	--	--	--	--	--	2,39,349	3,91,069	15,47,980	7,84,119	11,52,665
Fruits and vegetables: dried, salted, or preserved, not being canned or bottled—										
Almonds Tons	4,648	3,144	4,956	5,303	5,270	34,61,717	27,89,657	40,61,734	46,63,931	44,32,262
Currants and raisins . . . "	663	693	1,119	710	835	2,71,458	2,50,089	4,18,017	2,18,510	2,44,859
Dates . . . "	31,712	36,579	20,688	39,099	27,209	65,75,185	58,33,507	33,27,535	74,22,733	52,51,755
Other sorts . . . "	1,841	2,471	2,335	5,659	3,361	7,30,221	6,60,163	6,30,053	10,45,575	7,67,545
Total of Fruits and Vegetables: dried, etc. . . "	38,864	38,892	29,596	50,776	36,675	1,10,83,581	95,33,418	39,37,339	1,33,50,764	1,06,90,421
Total of Fruits and Vegetables . . . Value	--	--	--	--	--	1,13,27,935	99,24,637	1,04,85,319	1,41,84,373	1,18,49,086
Furniture and Cabinetware—										
Bedsteads . . . "	--	--	--	--	--	1,14,509	1,74,867	2,00,060	1,90,015	1,36,259
Furniture of wood (other than bedsteads) . . . "	--	--	--	--	--	1,79,562	1,94,532	3,69,234	4,13,201	3,13,823
Furniture of other materials (other than bedsteads) . . . "	--	--	--	--	--	2,07,303	3,11,050	5,08,019	4,34,543	5,06,765
Mouldings . . . "	--	--	--	--	--	2,22,571	3,73,845	4,03,116	2,97,598	4,38,623
Total of Furniture and Cabinetware . . . "	--	--	--	--	--	7,23,950	10,54,294	16,80,479	13,35,357	14,95,473
Glass and Glassware—										
Bangles . . . "	--	--	--	--	--	71,45,166	66,66,216	45,89,609	40,95,964	43,75,340
Beads and false pearls Cwts.	12,067	14,463	13,243	13,715	16,633	13,03,720	13,14,322	10,07,521	10,77,353	12,49,080
Bottles and phials—										
Sodawater bottles Gross	9,293	15,252	13,495	9,277	12,808	2,90,214	4,13,310	3,60,773	2,52,806	3,97,076
Others . . . "	167,904	193,106	203,290	199,452	221,313	7,67,196	7,51,531	9,37,320	6,38,987	8,53,406
Funnels, globes, and glass parts of lamps . . . Value	--	--	--	--	--	7,76,314	5,54,301	6,57,053	8,61,336	7,81,701
Scientific glassware . . . "	--	--	--	--	--	1,12,744	1,60,045	1,15,440	64,325	59,746
Sheet and plate { Sq. ft. & Cwts.	8,430,056	6,474,331	68,90,410	7,935,806	6,903,903	11,53,926	10,60,661	10,66,536	11,46,384	10,20,110
Tableware (including decanters, tumblers, etc.) Value	99,405	78,925	87,373	103,333	132,343	3,03,312	2,97,237	2,49,199	3,76,326	5,27,434
Other glassware . . . "	--	--	--	--	--	11,37,490	11,74,333	13,12,555	11,90,306	12,04,427
Total of Glass and Glassware . . . "	--	--	--	--	--	1,39,45,582	1,23,82,306	1,01,96,112	1,03,05,336	1,03,84,720

TRADE AT CHIEF PORT
BOMBAY

(82)

No. 12—continued
IMPORTS—continued

PRINCIPAL AND OTHER ARTICLES	QUANTITY					VALUE				
	1924-25	1925-26	1926-27	1927-28	1928-29	1924-25	1925-26	1926-27	1927-28	1928-29
						R	R	R	R	R
BOMBAY—continued BOMBAY (CHIEF PORT)—continued										
Glue . . . Cwts.	3,337	4,842	4,699	6,428	7,917	1,06,647	1,41,191	1,49,416	1,52,750	2,67,152
Grain, Pulse, and Flour—										
Barley . . . Tons	10	17	2,489	77	30	1,177	1,835	4,09,439	13,331	4,826
Beans (dry) . . . "	171	202	164	73	84	33,700	62,323	35,887	14,806	17,888
Jowar and Bajra . . . "	168	..	606	43	41	26,570	21	91,642	8,160	5,531
Pulse . . . "	471	263	5,384	2,566	6,069	86,027	62,148	11,86,346	5,32,783	11,21,957
Rice, not in the husk . . . "	69	184	202	27,681	5,706	21,378	44,061	47,921	39,64,124	9,76,483
Wheat . . . "	4,196	19,168	4,606	43,642	106,643	5,79,109	31,47,424	8,25,311	70,13,703	1,62,68,154
Other sorts . . . "	121	244	1,217	303	118	26,834	51,268	67,712	53,047	22,419
Total of Grain, pulse, and flour . . . "	5,196	20,073	14,568	74,336	118,591	7,75,795	33,69,080	27,24,158	1,15,99,794	1,84,07,253
Graphite crucibles . . . Cwts.	2,129	2,857	1,622	2,448	2,337	1,19,036	1,34,604	89,107	1,13,672	1,24,061
Gums and Resins—										
Arabic . . . "	2,498	2,703	4,610	4,592	13,349	72,163	79,739	1,12,114	1,01,853	3,17,854
Benjamin . . . "	9,456	7,000	6,957	8,524	8,806	4,87,589	2,80,741	3,32,548	4,29,429	4,95,625
Olibanum or frankincense . . . "	19,931	31,839	24,344	20,492	18,691	3,16,167	4,18,455	2,90,931	2,74,655	2,84,279
Rosin . . . "	10,583	7,804	7,103	8,211	8,463	96,163	60,010	70,723	92,798	80,659
Other sorts . . . "	34,228	29,308	35,965	45,348	59,762	6,18,456	6,02,029	9,62,690	15,72,194	14,88,946
Total of Gums and Resins . . . "	76,696	78,794	79,179	87,167	109,071	15,40,438	14,40,974	17,69,006	24,70,429	26,60,863
Hardware, excluding Cutlery and Electroplated ware—										
Agricultural implements . . . Value	—	—	—	—	—	1,20,663	1,27,328	94,633	1,93,216	1,65,556
Builders' hardware, such as locks, hinges, doorbolts, etc. . . "	—	—	—	—	—	6,95,993	6,02,245	8,81,010	8,54,802	9,60,936
Domestic hardware, other than enamelled ironware . . . "	—	—	—	—	—	2,33,114	2,57,087	2,97,812	6,26,882	5,28,208
Enamelled ironware . . . "	—	—	—	—	—	8,53,174	8,02,426	8,87,895	6,89,449	9,25,738
Gas mantles . . . "	—	—	—	—	—	4,69,645	3,58,042	3,86,060	5,04,725	4,38,255
Implements and tools, other than agricultural implements and machine tools . . . "	—	—	—	—	—	15,95,826	17,54,361	20,32,218	18,43,326	17,90,940
Lamps, metal . . . No.	1,870,998	1,829,297	1,543,437	1,051,773	1,641,037	26,91,271	25,97,242	23,95,172	24,83,069	23,37,016
Lamp glass . . . "	19,944	15,255	25,907	41,891	17,519	21,064	41,616	52,131	41,339	27,360
Parts of lamps, other than glass . . . Value	—	—	—	—	—	4,27,042	2,94,182	3,67,120	5,38,463	4,22,637
Safes and strong boxes of metal . . . No.	184	153	166	71	40	71,080	43,531	59,889	13,605	13,606
Stoves . . . "	92,951	89,576	80,920	79,936	10,356	5,30,088	4,92,657	4,37,299	3,70,104	3,89,394
Other sorts . . . Value	—	—	—	—	—	92,06,029	87,08,333	77,34,292	81,19,077	79,61,855
Total of Hardware, etc. . . "	—	—	—	—	—	1,69,04,989	1,60,84,900	1,66,25,531	1,62,86,057	1,59,81,646
Hides and Skins, raw—										
Hides, raw . . . { Tons	192	76	148	341	231	2,41,961	93,851	1,59,761	6,65,956	3,57,550
Hides, raw . . . { =No.	=65,876	=27,176	=65,880	=202,543	=85,696					
Skins . . . { Tons	273	476	700	636	641	3,09,130	6,51,132	8,03,521	7,93,901	7,36,756
Skins . . . { =No.	=456,272	=653,298	=568,262	=877,115	=913,370					
Total of Hides and Skins, raw . . . { Tons	465	552	848	977	872	5,51,091	7,44,983	10,53,282	14,59,917	10,94,050
Total of Hides and Skins, raw . . . { =No.	=624,148	=680,474	=924,142	=1,070,663	=999,066					
Instruments, Apparatus, and Appliances and parts thereof—										
Electrical including telegraph and telephone apparatus not being machinery—										
Electric fans and parts thereof . . . Value	—	—	—	—	—	7,20,677	7,68,741	6,91,988	7,36,727	11,26,782
Electric wires and cables—										
Rubber, insulated . . . "	—	—	—	—	—	7,47,699	13,49,373	11,87,909	12,04,228	17,87,232
Insulations other than rubber . . . "	—	—	—	—	—	7,90,276	9,75,205	13,66,176	16,25,200	11,93,084
Telegraph and telephone wires and cables . . . "	—	—	—	—	—	73,934	14,907	31,103	31,034	95,531
Bare copper wire (electrolytic) other than telegraph and telephone . . . "	—	—	—	—	—	4,54,510	6,55,284	7,29,977	6,80,930	6,91,414

No. 12—continued
IMPORTS—continued

PRINCIPAL AND OTHER ARTICLES	QUANTITY					VALUE				
	1924-25	1925-26	1926-27	1927-28	1928-29	1924-25	1925-26	1926-27	1927-28	1928-29
BOMBAY—continued BOMBAY (CHIEF PORT)—continued Instruments, Apparatus, and Appliances, and parts thereof—continued Electrical, including telegraph and tele- phone apparatus— not being machinery— Telegraph and Tele- phone instruments and apparatus . Value	—	—	—	—	—	4,01,783	65,348	1,49,068	2,57,613	2,59,723
Electric lamps and parts thereof— Electric glow lamps . No.	894,368	1,727,423	1,313,889	2,146,695	5,263,110	3,99,759	7,12,768	6,70,035	10,05,001	11,74,721
Electric lamps other sorts . "	133,270	171,330	111,486	160,785	384,719	63,460	77,587	83,425	1,70,484	3,14,076
Parts and accessories of Electric lamps. Value	—	—	—	—	—	63,918	1,44,440	2,39,868	3,35,000	6,72,556
Batteries . "	—	—	—	—	—	1,50,870	2,12,979	2,20,209	1,46,345	1,07,761
Carbons, Electric (including furnace electrodes) . "	—	—	—	—	—	66,442	23,918	29,638	59,355	46,469
Accumulators (in- cluding parts) . "	—	—	—	—	—	7,18,356	6,20,708	7,31,910	6,28,554	8,08,446
Electric lighting accessories and fittings (including switches) . "	—	—	—	—	—	1,68,007	1,89,258	3,08,789	4,21,035	4,23,034
Electrical Instru- ments (other than telegraphic and telephonic)— Meters . "	—	—	—	—	—	1,69,094	2,39,536	1,60,417	2,86,550	2,96,168
Others . "	—	—	—	—	—	40,316	9,510	30,136	21,433	15,028
Electro-m e d i c a l apparatus (includ- ing X-ray appa- ratus) . "	—	—	—	—	—	62,421	1,93,001	1,02,448	1,19,322	2,39,886
Switchboards (other than telegraph and telephone) . "	—	—	—	—	—	15,856	17,616	16,396	30,782	51,937
Electric goods and apparatus, not enumerated . "	—	—	—	—	—	8,97,978	9,28,156	9,81,206	9,17,105	9,94,978
Musical— Organs and Harmo- niums, complete . No.	101	105	101	135	91	22,421	29,338	19,022	13,154	11,644
Pianos and piano players complete . "	89	73	115	134	101	79,572	64,755	99,517	1,12,619	91,236
Talking machines and accessories— Talking machines . "	2,027	3,183	2,890	2,827	2,408	94,051	1,07,872	93,585	92,428	92,137
Records . "	19,648	11,634	16,668	38,578	75,601	25,178	19,133	16,814	32,374	55,132
Accessories . Value	—	—	—	—	—	1,23,726	2,13,870	1,40,361	1,39,522	1,78,367
Other sorts, includ- ing parts of musi- cal instruments . "	—	—	—	—	—	2,64,702	3,32,682	2,64,866	2,20,906	2,90,711
Optical . "	—	—	—	—	—	2,97,667	3,01,814	3,91,661	4,01,049	5,32,009
Photographic— Cinematograph films† length in feet	5,791,319	8,343,550	11,237,434	—	—	6,09,598	8,12,466	8,89,517	—	—
Raw films, i. e., blank films on which no picture has been impressed . "	—	—	—	9,407,723	14,749,792	—	—	—	4,41,554	6,55,784
Exposed films . "	—	—	—	4,533,958	6,141,664	—	—	—	4,15,749	4,05,674
Photographic other than cinematograph films Value	—	—	—	—	—	11,61,759	9,54,411	13,77,868	12,19,150	15,92,642
Scientific and philoso- phical . "	—	—	—	—	—	9,22,871	11,09,162	8,58,042	10,32,367	9,50,066
Surgical . "	—	—	—	—	—	7,31,955	6,76,929	9,06,526	10,17,786	9,17,959
Wireless apparatus (a) . "	—	—	—	—	—	—	3,11,429	3,47,744	9,19,194	5,00,609
Other kinds . "	—	—	—	—	—	60,684	2,74,635	4,66,242	5,79,401	6,29,492
Total of Instruments, etc. . "	—	—	—	—	—	1,04,19,436	1,23,12,440	1,37,20,509	1,53,74,960	1,69,13,356
Ivory— Unmanufactured . Lbs.	325,376	244,486	227,399	276,478	213,122	29,86,313	22,02,842	18,40,795	20,68,032	17,23,363
Manufactured . Value	—	—	—	—	—	21,814	14,358	13,677	33,712	20,990
Total of Ivory . "	—	—	—	—	—	30,08,127	22,17,200	18,54,472	21,01,744	17,44,353
Jewellery (excluding imitation Jewel- lery and precious stones and pearls unset), also plate of gold and silver— Jewellery (b) . "	—	—	—	—	—	1,77,030	5,60,444	19,62,642	3,10,405	3,48,712
Plate of gold and silver . "	—	—	—	—	—	2,18,997	3,53,170	3,81,204	3,72,912	3,28,477
Total of Jewellery, etc. . "	—	—	—	—	—	3,96,027	9,13,614	23,43,846	6,83,317	6,77,189

(a) Separately recorded from 1925-26.

(b) Inclusive of Imports by postal packets referred to Collectors of Customs for assessment from 1927-28.
† Figures from 1927-28 are shown under the sub-heads following.

TRADE AT CHIEF PORT
BOMBAY

No. 12—continued
IMPORTS—continued

PRINCIPAL AND OTHER ARTICLES,	QUANTITY					VALUE				
	1924-25	1925-26	1926-27	1927-28	1928-29	1924-25	1925-26	1926-27	1927-28	1928-29
						R	R	R	R	R
BOMBAY—continued										
BOMBAY (CHIEF PORT)—continued										
Leather—										
Hides, tanned or dressed { Tons =No.	19 =3,537	20 =5,110	14 =2,018	4 =1,727	10 =9,066	1,05,379	70,317	73,537	36,060	99,295
Skins, tanned or dressed { Tons =No.	24 =47,718	32 =41,057	22 =36,494	20 =42,178	29 =52,139	2,64,288	2,80,247	2,61,170	2,16,978	3,46,134
Unwrought . Cwts.	133	376	1,389	1,120	1,055	70,692	1,43,709	2,73,235	3,50,252	3,94,704
Leather cloth . "	583	—	—	—	—	1,05,935	—	—	—	—
Artificial leather Leather cloth (including Artificial leather,* Sq. yards	224	—	—	—	—	24,319	—	—	—	—
Manufactures (excluding boots and shoes and belting for machinery)— Bags and trunks Cwts.	79	167	190	158	198	22,876	45,446	52,179	49,200	67,143
Pickers . "	2,344	2,720	2,318	3,321	2,879	4,77,906	5,23,057	7,06,054	6,85,635	5,44,562
Picking bands and straps . "	2,215	1,581	2,004	2,203	1,963	5,86,124	4,03,894	5,95,122	5,48,125	5,12,836
Roller skins . "	663	552	612	— 645	681	8,43,334	7,07,295	6,29,494	7,58,402	5,78,283
Saddlery and harness . "	103	280	261	186	171	42,121	60,826	67,513	99,503	68,792
Other sorts . "	1,314	1,403	2,708	5,028	12,371	2,31,322	2,54,132	3,32,709	3,63,196	5,31,456
Total of Leather . Value	—	—	—	—	—	28,24,296	20,30,007	31,48,960	32,74,145	33,30,194
Liquors, including methylated and perfumed spirits— Ale, beer, and porter— Ale and beer— In bottle Lq. Gals.	421,374	453,007	534,419	599,621	597,088	10,07,573	11,41,414	13,29,059	13,95,125	14,50,062
In bulk . " "	390,437	415,477	495,778	671,808	563,709	8,25,812	6,85,033	6,96,136	8,72,417	7,70,560
Stout and Porter— In bottle . " "	29,282	38,652	38,919	39,909	33,517	1,30,333	1,74,401	1,55,502	1,59,658	1,36,754
In bulk . " "	8,870	10,596	14,012	12,717	12,930	22,800	20,116	19,063	10,220	16,190
Cider and other fermented liquors . " "	6,003	4,774	2,300	2,700	3,102	33,671	24,374	11,790	14,835	17,479
Spirit—										
Brandy { Lq. Gals.	108,292	158,785	179,653	155,369	135,321	18,59,942	16,47,487	19,78,074	16,18,417	13,18,514
Proof . "	141,019	130,286	130,961	123,483	109,105					
Gin { Lq. "	30,378	33,780	34,019	35,272	32,037	3,53,484	3,29,002	3,13,761	3,24,056	2,85,400
Proof . "	22,701	24,220	23,744	25,434	23,614					
Liqueurs . Lq. "	2,535	3,012	2,823	3,637	3,060	53,499	51,406	44,699	64,278	48,718
Rum { Lq. "	24,182	21,136	16,608	10,103	8,327	1,11,110	92,142	83,585	59,633	50,491
Proof . "	24,590	21,232	15,619	9,673	7,522					
Whisky { Lq. "	136,611	132,679	135,342	123,270	116,080	24,07,258	21,60,875	21,57,730	20,20,867	16,96,879
Proof . "	102,815	102,393	97,577	95,760	85,378					
Spirit, present in drugs, medicines or chemicals . Lq. "	39,030	48,876	53,018	61,200	68,973	11,58,009	12,41,413	15,05,382	13,73,234	10,33,382
spirit, perfumed. " "	7,323	8,578	7,236	5,698	5,457	4,80,640	5,04,243	4,79,987	4,34,562	4,35,811
" methylated(a) . " "	166,325	—	—	—	—	2,16,452	—	—	—	—
Denatured spirits— Imported direct Spirits denatured at (Custom Houses immediately on arrival before clearance . " "	—	22	90	10	120	—	379	525	44	328
Other sorts . " "	21,397	14,183	10,940	9,090	9,620	3,24,564	3,63,172	3,02,043	3,35,291	3,52,771
Total of Spirit . " "	596,573	681,400	685,226	694,742	622,517	69,66,615	66,01,632	72,42,682	65,98,110	62,08,795
Wine—										
Champagne and other sparkling wines . " "	11,606	9,546	10,507	8,977	8,188	3,63,967	2,54,985	2,87,455	2,61,613	2,10,492
Port Still red wines, other than port herry, Madeira and Marsala . " "	10,087	11,344	11,978	11,150	10,306	2,39,078	1,36,062	1,51,743	1,40,394	1,13,221
Still white wines, other than Sherry, Madeira and Marsala . " "	19,727	21,042	23,942	20,247	16,486	1,82,743	1,00,024	2,12,648	1,44,065	1,13,319
Other sorts, including Vermouth and Ginger wines . " "	10,428	10,455	9,236	10,272	8,243	1,52,813	1,30,843	1,27,365	1,33,010	1,12,648
Other sorts, including Vermouth and Ginger wines . " "	5,259	3,429	4,265	5,662	4,068	63,100	32,359	42,212	49,507	38,037
Total of Wines . " "	44,385	24,392	28,926	28,359	26,807	3,77,458	1,88,867	1,91,675	2,02,042	1,58,159
Total of Wines . " "	109,522	80,208	88,853	84,667	73,596	18,79,189	9,11,140	10,18,098	9,30,631	7,45,876
Total of Liquors . " "	1,562,061	1,637,234	1,859,507	2,076,224	1,906,459	1,03,64,999	96,15,110	1,04,67,420	99,66,096	94,36,716

(a) Altered to Denatured Spirits and divided into two sub-heads from 1925-26.
 (b) 7,339 imported from Java were denatured in Bond.
 (c) Nothing was denatured in Bond.
 * Shown under one head from 1925-26

No. 12—continued

IMPORTS—continued

PRINCIPAL AND OTHER ARTICLES	QUANTITY					VALUE				
	1924-25	1925-26	1926-27	1927-28	1928-29	1924-25	1925-26	1926-27	1927-28	1928-29
BOMBAY—continued										
BOMBAY (CHIEF PORT)—continued										
Machinery and Millwork—										
Prime-movers (other than electrical)—										
Locomotives—										
Oil Engines	No. 21	37	12	4	9	30,513	1,31,055	34,375	26,848	56,310
Parts of Oil Engines	Value									
Steam Engines	No. 44	110	155	92	76	5,133	4,102	3,275	90	4,598
Parts of Steam Engines	Value					3,07,323	9,52,505	13,62,082	8,04,294	6,92,756
Railway locomotive Engines and tenders and parts*						2,54,043	2,01,514	1,72,613	2,76,475	3,65,328
Others										26,40,143
Other than Locomotives—						16,056	2,08,429	88,990	2,735	363
Gas Engines	No. 17	12	17	7	43	1,70,178	1,14,409	10,367	16,680	18,827
Parts of Gas Engines	Value									
Oil Engines	No. 1,572	1,035	1,610	1,625	2,206	20,850	13,201	12,440	16,084	28,206
Parts of Oil Engines	Value					35,46,949	41,55,865	38,74,561	34,29,914	42,48,563
Steam Engines	No. 194	161	68	85	93	6,04,999	6,18,095	6,45,621	7,34,268	6,89,559
Parts of Steam Engines	Value					17,58,410	19,01,516	5,08,705	8,25,555	7,86,728
Others						2,67,961	2,85,752	2,62,000	2,35,314	2,34,282
Electrical machinery of all kinds, not including instruments, apparatus, appliances, and parts thereof—						65,688	1,49,246	48,687	27,894	1,81,429
Control and Switch gear										
Generators, alternators, and dynamos						19,45,302	16,84,126	12,51,287	10,57,517	10,21,490
Motors						6,35,781	8,97,542	10,63,395	2,13,613	8,42,988
Transformers						16,30,235	9,88,474	8,18,687	9,83,403	14,24,670
Turbo-Generating sets						4,71,997	11,00,278	12,78,415	3,42,412	2,33,510
Others						1,99,948	21,26,528	2,78,043	1,26,076	3,04,485
Machinery, not being prime-movers or electrical machinery—						46,80,554	26,08,471	36,46,764	27,09,445	20,92,362
Evaporated water making machinery										
Agricultural machinery—						97,553	1,02,056	80,520	65,263	66,292
Agricultural tractors and parts										
Ploughs and parts						2,10,200	3,03,290	1,40,328	2,11,722	2,62,887
Other sorts						40,622	1,07,073	2,32,632	51,192	95,464
Boilers						22,819	1,07,723	44,348	85,280	79,944
Boots and shoes manufacturing machinery						24,06,166	25,44,986	16,90,269	19,72,881	24,67,646
Metal working machinery (including machine tools)						1,369	40,358	2,361	19,317	4,440
Mining machinery—										
Coal						19,34,083	16,10,690	16,65,854	21,38,069	18,50,226
Other sorts						1,755	672	91,108		8
Oil crushing and rolling machinery						4,07,287	8,14,756	1,67,418	2,22,398	1,33,143
Paper mill machinery						3,65,011	1,66,300	4,40,937	8,00,046	10,73,790
Refrigerating machinery						1,36,275	14,459	28,525	25,977	34,100
Rice and flour mill machinery						3,20,787	2,89,062	1,79,167	2,62,903	11,79,004
Saw mill and wood working machinery						3,43,807	3,65,072	5,48,105	3,29,629	4,26,995
Sewing and knitting machines and parts thereof—						6,01,430	2,33,504	3,01,086	2,36,318	1,69,085
Sewing and knitting machines	No. 13,367	13,582	13,388	12,261	16,193	13,82,734	15,80,032	14,71,855	11,70,093	6,80,169
Parts of sewing and knitting machines and accessories	Value					2,43,167	1,01,066	1,81,038	98,685	1,04,663
Sugar machinery						3,55,751	70,699	54,246	43,581	73,794
Textile machinery—										
Cotton—										
Bleaching and dyeing machinery						6,79,400	2,87,560	1,77,597	4,03,596	3,41,157
Printing machinery						18,732	7,174	37,575	9,333	24,074
Cotton spinning machinery						1,08,98,272	94,66,535	61,39,247	70,66,825	90,36,156
Cotton weaving machinery						55,31,366	51,58,850	48,39,354	59,87,555	56,22,106
Other sorts of cotton machinery						35,28,467	34,48,307	20,11,267	14,55,493	16,73,385
Shuttles (excluding those for sewing machines)						7,28,083	5,08,173	6,55,650	8,76,052	5,91,483
Wool machinery						1,70,181	66,526	2,21,075	50,905	25,468
Other sorts						2,16,102	1,41,038	1,15,689	2,89,323	3,88,762

*Transferred from Railway plants and rolling stock which ceases to be a separate head from 1928-29.

TRADE AT CHIEF PORT
BOMBAY

(86)

No. 12—continued
IMPORTS—continued

PRINCIPAL AND OTHER ARTICLES	QUANTITY					VALUE				
	1924-25	1925-26	1926-27	1927-28	1928-29	1924-25	1925-26	1926-27	1927-28	1928-29
BOMBAY—continued										
BOMBAY (CHIEF PORT)—continued										
Machinery and Millwork—continued										
Machinery, not being prime-movers or electrical machinery—continued										
Typewriters—										
Typewriters . . . No.	2,763	3,200	4,367	5,371	6,520	4,68,610	4,30,156	6,43,228	7,85,867	9,10,967
Parts and accessories . . . Value	—	—	—	—	—	31,090	27,752	42,072	59,673	86,284
Other sorts of machinery excluding printing machinery . . .	—	—	—	—	—	66,61,240	60,54,096	50,30,829	58,34,660	70,34,633
Total of Machinery and Millwork . . .	—	—	—	—	—	5,45,31,823	5,15,14,178	4,20,22,793	4,30,73,522	5,21,91,295
Manures—										
Artificial and Mineral Manures—										
Nitrate of Soda . . . Tons	122	374	285	376	481	25,308	69,305	51,511	67,816	76,465
Sulphate of Ammonia . . .	144	494	1,034	1,784	2,761	25,994	94,018	1,01,112	3,03,618	4,16,329
Other sorts . . .	78	184	272	206	155	10,318	29,552	33,951	29,672	20,980
Fish Manures . . .	2,530	3,870	3,126	4,557	2,468	2,05,241	4,15,685	3,19,392	4,18,171	2,06,632
Hornmeal	618	29	92,485	4,170	..
Other kinds (excluding oilcake) . . .	47	407	69	50	61	10,405	20,416	6,544	2,008	4,196
Total of Manures . . .	2,921	5,338	5,304	6,993	5,926	3,67,354	6,37,971	6,95,945	8,25,450	7,23,907
Matches—										
Safety . . . Gross of Boxes	936,037	1,100,716	551,903	395,781	228,515	9,50,037	11,60,278	5,24,429	3,88,434	2,24,813
Other sorts . . .	1,475,266	1,317,234	879,625	349,367	41,110	14,62,726	12,63,325	9,10,890	3,95,348	49,576
Total of matches . . .	2,411,303	2,513,950	1,431,728	745,148	269,625	24,12,763	24,23,603	14,35,319	7,83,782	2,74,424
Matchmaking Materials—										
Undipped Splints . . . Lbs.	276,997	5,652	88,456	40	..	69,898	862	49,354	10	..
Veneers for match boxes and empty boxes . . .	1,653,924	691,227	5,69,588	2,43,151
Total of Match making materials . . .	1,930,921	696,879	88,456	40	..	6,39,486	2,44,013	49,354	10	..
Mats and matting (except coir and rubber) . . . Sq. Yds.	422,027	551,235	758,083	436,708	580,399	2,32,759	2,45,830	3,37,792	1,84,880	2,26,148
Metals and Ores—										
Aluminium—										
Unwrought (ingots, blocks, bars) . . . Cwts.	12	2	1,521	20	27	1,250	260	71,795	1,420	1,491
Wrought—										
Circles and sheets—										
Circles . . .	45,765	45,116	45,527	61,872	60,301	49,05,776	45,59,196	43,79,840	56,41,045	49,89,196
Sheets . . .	516	1,368	1,319	1,897	2,531	55,606	1,32,590	1,17,195	1,57,562	1,99,038
Other manufactures . . .	1,033	2,308	935	1,981	1,911	88,597	2,70,951	1,08,713	1,76,179	1,75,923
Total of Aluminium . . .	47,826	46,794	49,802	65,770	64,772	50,46,199	49,62,997	46,76,543	59,76,206	53,65,497
Iron, Bronze, and similar alloys and manufactures thereof—										
Unwrought . . .	4,254	5,435	863	995	20	1,49,267	1,87,762	27,201	30,778	3,576

No. 12—continued
IMPORTS—continued

PRINCIPAL AND OTHER ARTICLES	QUANTITY					VALUE				
	1924-25	1925-26	1926-27	1927-28	1928-29	1924-25	1925-26	1926-27	1927-28	1928-29
BOMBAY—continued						R	R	R	R	R
BOMBAY (CHIEF PORT)—continued										
Metals and Ores—continued										
Brass, etc.—continued										
Wrought—										
Mixed or yellow metal for sheathing . . . Cwts.	222,016	178,045	244,420	249,372	246,381	1,14,57,498	89,45,828	1,18,43,682	1,14,10,739	1,10,75,503
Rods . . . "	1,977	2,237	2,702	6,186	2,894	98,483	1,02,047	1,25,578	2,54,778	1,20,576
Sheets . . . "	2,774	6,548	1,467	923	718	1,72,562	3,24,626	76,331	44,128	39,098
Tubes . . . "	791	897	753	674	759	59,459	59,859	50,818	37,571	53,759
Wire . . . "	3,733	4,779	3,954	4,165	3,821	2,70,850	3,06,986	2,16,936	2,13,671	1,98,117
Other sorts . . . "	70,872	82,425	22,823	11,066	10,995	40,96,905	40,99,827	11,24,207	6,72,418	7,13,186
Total of Brass, etc. . . "	306,417	280,366	277,072	273,380	265,568	1,63,05,024	1,40,27,035	1,84,64,803	1,26,64,083	1,31,03,815
Copper—										
Ore Tons	2	2	3	..	6	212	2,416	2,934	..	4,000
Old, for re-manufacture Cwts.	2,314	1,448	2,462	1,620	2,179	82,390	51,581	88,973	57,809	74,990
Unwrought—										
Tiles, ingots, cakes, bricks, and slabs . . . "	2,851	13,698	5,131	1,374	933	1,41,282	5,94,806	2,22,551	59,996	44,176
Other sorts . . . "	1	274	101	17,561
Wrought—										
Rods . . . "	1,611	3,487	4,745	6,154	3,289	1,03,674	1,77,618	2,63,851	3,23,862	1,76,737
Sheets . . . "	164,897	161,055	169,474	136,360	140,755	92,79,645	67,95,107	77,00,891	65,78,204	73,14,590
Tubes . . . "	1,866	2,048	3,317	2,486	801	1,18,189	1,46,115	2,29,547	1,61,866	57,686
wire, excluding wire of telegraph and telephone . . . "	1,499	1,938	1,268	1,762	1,156	89,106	1,19,477	77,711	1,04,410	70,291
Other manufactures . . . "	3,399	4,436	3,714	1,942	2,141	3,60,538	3,64,181	2,83,487	2,11,747	1,99,570
Total of Copper (excluding Ore) . . . "	178,148	1,83,394	190,011	151,637	151,256	1,01,68,925	1,02,66,446	88,66,511	74,97,894	78,38,029
German silver (including nickel silver) . . . "	7,800	13,336	10,597	11,617	18,250	9,55,737	12,70,291	9,54,506	9,83,948	15,15,209
Iron—										
Ore Tons	15	1,766
Pig "	450	1,380	243	1,599	460	94,944	1,16,404	19,679	1,33,275	38,899
Manufactures—										
Angle and tee, bolt, and rod . . . "	240	7	168	4	15	30,815	2,374	22,028	429	3,039
Bars and channels . . . "	545	660	546	426	394	1,15,205	1,16,296	1,14,932	85,861	41,892
Rice bowls . . . "	51	44	59	32	60	22,650	17,418	21,745	10,204	19,175
Total of Iron (excluding Ore) . . . "	1,286	2,091	1,914	2,061	739	2,63,614	2,52,402	1,78,384	2,29,769	1,02,855
Steel—										
Angle and tee . . . "	8,660	10,518	12,823	17,373	16,498	10,28,201	10,57,615	12,21,343	16,51,368	16,80,840
Spring "	1,369	2,084	955	1,432	499	2,53,408	3,89,825	1,62,679	2,39,950	68,986
bars other than Cast Steel . . . "	75,747	42,766	53,666	61,240	49,757	87,92,763	43,50,136	50,18,651	59,00,206	55,97,519
Channels "	458	76,165
Cast—										
Tool, steel—										
High speed "	77	79	83	50	75	1,35,360	1,40,153	2,26,847	2,03,481	1,72,469
Carbon "	302	295	430	340	207	1,02,862	1,13,276	1,81,203	1,42,889	1,09,904
Cast steel bars "	593	615	70	22	97	1,28,206	1,40,166	21,720	6,852	59,248
Other cast steel "	181	200	145	138	238	60,300	50,620	31,851	35,660	61,056
Ingots, blooms, billets, and slabs "	523	257	144	304	241	1,05,795	38,006	10,822	43,092	34,394
Total of Steel "	87,830	56,814	68,301	89,899	67,812	1,06,83,060	62,68,787	69,53,025	82,26,493	77,54,416

TRADE AT CHIEF PORT
BOMBAY

(88)

No. 12—continued
IMPORTS—continued

PRINCIPAL AND OTHER ARTICLES	QUANTITY					VALUE				
	1924-25	1925-26	1926-27	1927-28	1928-29	1924-25	1925-26	1926-27	1927-28	1928-29
BOMBAY—continued										
BOMBAY (CHIEF PORT)—continued										
Metals and Ors—continued										
Iron or steel—										
Anchors and cables . Tons	66	85	25	68	33	26,584	13,981	11,019	21,614	12,536
Beams, channels, pillars, girders, and bridge-work	17,713	19,765	17,619	30,118	30,806	24,71,556	23,23,793	19,38,791	30,67,366	35,20,669
Bolts and nuts	2,899	2,479	4,118	2,816	4,152	9,98,321	7,94,079	10,68,118	5,05,066	12,03,923
Fencing materials (including fencing wire)	1,845	2,618	2,099	2,325	3,273	5,92,310	7,49,353	6,57,317	7,56,138	8,65,306
Hoops and strips	17,249	19,764	15,891	14,787	16,977	30,81,497	31,65,995	21,25,730	19,04,231	25,32,844
Nails, rivets, and washers (excluding wire nails)	6,938	5,713	6,057	7,075	7,397	23,75,773	16,90,539	17,64,834	20,73,971	21,46,287
Old, for re-manufacture	808	640	4,395	987	383	28,549	24,031	1,78,153	39,311	14,683
Pipes and fittings, cast	7,465	5,932	4,504	5,333	2,907	14,41,190	12,76,693	9,66,949	11,61,078	6,12,036
Rails, chairs, and fish plates (including those for railways) (a)	2,746	—	—	—	—	3,41,068	—	—	—	—
Protected†—										
Balls 30 lbs. per yard and over, and fish-plates thereof (b)	—	5,102	836	835	6,617	—	6,96,773	1,19,862	86,969	8,11,266
Others (b)	—	646	436	453	718	—	53,925	40,368	39,443	71,980
Not protected†	—	3,389	852	534	804	—	4,18,409	1,07,872	63,983	1,39,445
Screws(c)	388	223	223	—	—	2,76,574	1,65,611	1,75,408	—	—
Wood screws	—	—	—	403	309	—	—	—	2,61,642	1,61,506
Metal thread screws	—	—	—	25	104	—	—	—	22,168	30,993
Sheets and plates—										
Galvanised—										
Corrugated	67,839	76,658	50,137	72,553	75,342	1,38,29,203	1,37,62,052	1,10,43,800	1,55,07,514	1,54,12,760
Plain	7,535	6,862	6,535	8,124	8,075	21,17,036	17,88,406	16,83,647	19,02,586	17,30,143
Tinned—										
Tin plates	9,574	8,787	7,204	6,304	5,506	37,19,060	30,03,788	23,91,014	20,75,021	17,44,959
Other sorts	14	45	..	911	168	6,572	6,496	..	3,19,733	45,368
Not galvanised or tinned										
Sheets up to ½-inch thick	19,775	18,583	9,161	11,408	11,123	32,78,041	24,85,696	11,79,807	16,06,224	15,32,317
Plates over ½-inch thick	34,614	31,864	9,147	12,462	10,172	51,34,661	16,06,566	11,14,216	14,64,258	12,51,947
Other sorts	37	1,250	683	1,411	777	9,154	1,42,731	1,01,133	1,67,967	94,959
Sleepers and keys steel or iron for railway*	—	—	—	—	7,198	—	—	—	—	9,17,375
Tubes, pipes and fittings, wrought	10,569	8,669	7,095	8,923	8,788	33,25,249	25,69,570	20,33,247	22,09,455	21,37,640
Wire nails	2,471	1,173	1,933	2,661	2,351	5,27,068	2,01,388	3,17,146	4,26,550	3,82,294
Wire rope—										
Black	72	6	37	34	30	30,009	4,136	25,709	30,946	21,794
Galvanised	134	259	177	231	232	85,787	1,54,331	1,00,927	1,15,692	1,46,613
Wire, other than fencing wire	2,204	1,479	1,714	2,345	3,327	4,03,189	2,78,393	2,94,913	4,03,828	5,66,381
Other manufactures of iron or steel	4,319	5,598	5,063	7,320	10,613	14,67,982	15,31,287	13,34,149	18,35,534	27,43,671
Total of Iron or Steel	217,299	205,549	156,191	201,334	218,259	5,06,53,963	4,39,13,502	3,16,69,123	3,84,48,286	4,06,64,423
Lead—										
Unwrought—										
Ore	52	100	76	119	86	30,613	62,380	41,108	53,973	32,060
Pig	394	405	149	41	..	7,333	8,046	3,294	780	..
Other sorts	86	293	1,692	..	91	1,393	2,799	27,309	..	476
Wrought—										
Sheets, pipes and tubes—										
Sheets	1,763	4,443	3,953	5,289	5,670	49,075	1,15,007	98,078	1,06,039	1,00,674
Pipes and tubes	2,192	3,768	3,244	3,690	5,399	62,609	1,06,301	88,164	82,383	1,06,971
Sheets for tea chests	232	..	1,018	..	139	7,001	..	24,393	..	2,395
Other sorts	2,104	2,676	3,451	3,836	6,338	49,514	66,453	86,172	88,168	1,01,221
Total of lead (excluding Ore)	5,773	11,590	13,507	11,897	17,337	1,77,340	2,99,106	3,27,410	2,47,379	3,14,737
Quicksilver	93,904	114,166	36,639	62,310	112,310	2,11,967	2,58,068	2,48,104	2,16,042	3,98,379

* Transferred from "Railway Plant and Rolling Stock" which comes to be a separate head from 1925-29.
 (a) Subdivided and includes figures for rails, chairs, etc., for Railways from 1925-29.
 (b) Separately recorded from 1925-29.
 (c) Figures from 1927-28 are sub-divided into the sub-heads, following.

No. 12—continued
IMPORTS—continued

PRINCIPAL AND OTHER ARTICLES	QUANTITY					VALUE				
	1924-25	1925-26	1926-27	1927-28	1928-29	1924-25	1925-26	1926-27	1927-28	1928-29
<i>BOMBAY—continued</i>						R	R	R	R	R
<i>BOMBAY (CHIEF PORT)—continued</i>										
<i>Metals and Ores—concluded</i>										
Solder . . . Cwts.	376	61	247	1,609	961	26,517	5,864	26,970	1,74,800	86,200
Tin—										
Unwrought (blocks, in- gots, bars, and slabs) . . . "	11,578	12,968	10,326	16,674	9,924	19,36,926	21,35,032	10,70,962	31,51,614	15,57,567
Wrought (in- cluding plates or sheets, not being tinned iron) . . . "	200	1,813	246	136	153	41,044	2,47,100	59,006	31,968	31,533
Total of Tin . . . "	11,778	14,276	10,572	16,810	10,077	19,77,970	23,82,192	20,29,968	31,83,582	15,89,100
Zinc or Spelter—										
Unwrought . . . "	20,639	17,986	24,641	43,545	28,181	4,46,870	4,24,352	5,44,675	8,13,607	4,72,278
Wrought or ma- nufactured . . . "	3,219	5,600	7,103	7,336	5,431	1,06,312	1,88,576	2,26,417	2,13,257	1,47,840
Other sorts . . . "	583	901	488	84	140	10,892	20,288	9,389	1,951	3,094
Total of Zinc or Spelter . . . "	24,441	24,490	32,232	50,965	33,752	5,64,083	6,33,216	7,80,481	10,28,815	6,23,221
Metals, unnume- rated . . . "	3,420	3,305	5,361	3,605	3,278	2,20,759	2,31,527	3,78,812	2,31,381	2,51,159
Ores, unenumerated Tons	2	1	10			2,430	1,270	1,766		
Total of Metals . . . "	335,751	293,735	254,990	313,666	314,035	9,72,60,648	8,47,91,523	7,04,85,240	7,91,03,883	7,09,07,545
Total of Ores . . . "	56	103	89	119	107	33,255	66,066	45,768	53,978	37,826
Total of Metals and Ores, . . . "	335,807	293,838	255,079	313,785	315,042	9,72,93,903	8,48,57,589	7,06,30,948	7,91,62,361	7,09,45,371
<i>Oils—</i>										
<i>Animal—</i>										
Fish oil . . . { Cwts. & Gals.	190 2,392	26 323	26 332	391 4,888	1,222 15,031	6,274	958	846	13,187	84,868
Other kinds . . . { Cwts. & Gals.	499 5,402	627 7,541	288 3,630	217 2,693	220 2,730	11,776	27,424	11,173	10,355	7,063
<i>Essential—</i>										
Synthetic . . . { Lbs. & Gals.	40,525 4,962	11,336 1,256	18,622 2,062	23,239 2,587	18,789 2,084	1,40,253	60,717	89,059	1,12,328	1,26,017
<i>Natural—</i>										
Eucalyptus . . . { Lbs. & Gals.	7,198 584	2,863 316	6,713 784	6,794 762	4,475 497	18,719	9,206	20,337	24,524	11,047
Lemon . . . { Lbs. & Gals.	4,148 459	3,930 423	3,078 348	4,343 481	2,842 316	13,894	14,768	15,506	24,263	14,117
Peppermint . . . { Lbs. & Gals.	3,806 417	5,907 641	7,974 884	6,411 711	3,719 970	39,800	63,912	70,346	45,522	61,606
Other sorts . . . { Lbs. & Gals.	52,439 5,984	57,585 6,413	55,147 17,241	64,414 7,181	78,455 8,782	1,25,206	1,31,222	1,53,506	1,26,648	1,23,101
<i>Mineral—</i>										
Fuel Oils . . . { Tons & Gals.	239,011 60,168,952	205,240 51,740,711	179,221 45,003,305	194,960 49,099,766	161,381 40,827,111	1,14,28,685	1,14,96,775	1,02,83,759	1,05,45,012	85,07,160
<i>Kerosene—</i>										
in bulk . . . "	16,838,718	10,737,636	13,496,044	20,442,840	26,094,037	1,14,30,912	1,10,58,504	83,04,007	95,14,385	1,12,60,118
in tins . . . "	329,908	452,699	232,441	592,080	205,305	3,61,023	4,60,880	2,23,024	5,30,756	1,35,578

TRADE AT CHIEF PORT
BOMBAY

(90)

No. 12—continued
IMPORTS—continued

PRINCIPAL AND OTHER ARTICLES	QUANTITY					VALUE				
	1924-25	1925-26	1926-27	1927-28	1928-29	1924-25	1925-26	1926-27	1927-28	1928-29
						R	R	R	R	R
BOMBAY—continued										
BOMBAY (CHIEF PORT)—continued										
Oils—continued										
Mineral—continued										
Lubricating oils—										
Batching Oils . Gals.	2,975	..	1,829	2,374	15,081	2,373	..	1,050	1,556	7,307
Other Lubricating oils ..	3,401,858	3,022,183	3,544,454	3,825,653	3,447,043	56,72,407	55,12,097	50,45,626	44,67,377	41,25,541
Paints, Solutions and Compositions dangerous flashing below 70° F ..	1,624	24,515	938	4,259	22,768	9,684	41,558	5,813	17,851	1,48,864
Other kinds ..	972,626	1,211,614	1,169,850	1,234,987	1,331,833	14,00,140	13,55,090	11,05,891	12,85,501	14,73,914
Vegetable, non-essential—										
Coconut { Cwts. & Gals.	83	214	1	13,676	18,866	3,032	8,545	40	3,28,298	5,01,504
Linseed { Cwts. & Gals.	1,022	2,600	17	1,69,862	229,879					
Other sorts { Cwts. & Gals.	12,653	14,664	13,909	15,771	13,794	6,20,205	7,81,304	7,63,886	6,89,464	5,94,738
Total of Oils . Gals.	161,636	172,007	158,853	186,134	166,538					
Other sorts { Cwts. & Gals.	1,418	2,019	762	281	186	36,076	94,083	47,425	13,102	7,632
Total of Oils . Gals.	8,658	17,564	8,634	3,480	2,258					
Total of Oils . Gals.	81,898,527	77,298,441	63,841,591	76,580,747	72,373,158	3,13,29,754	3,10,76,008	2,61,42,692	2,77,50,096	2,72,26,897
Oil-cloth and floor-cloth . Sq. Yds.	327,657	341,798	388,275	359,923	546,696	3,84,747	4,25,489	3,98,904	3,50,954	4,95,410
Opium(c) . Lbs.	1	20	..	494	807	..
Paints and painters' materials—										
Paints and colours—										
Barites . Cwts.	925	1,201	2,347	3,384	9,215	4,706	12,347	11,849	15,053	30,825
Enamels prepared ..	2,232	1,855	2,121	2,890	3,289	1,64,969	1,63,844	1,84,845	2,31,630	2,46,063
Graphite ..	2,099	2,294	1,925	2,982	3,036	30,697	54,313	45,838	46,727	35,519
Red lead—										
Genuine dry ..	7,797	7,331	10,143	11,915	10,036	2,37,752	2,31,698	2,34,773	2,67,918	2,27,725
Reduced dry ..	1,012	491	535	44	224	18,236	10,080	5,733	731	2,430
White lead—										
Genuine dry ..	985	1,384	2,659	3,388	2,340	24,845	48,126	75,108	90,540	60,741
Reduced dry ..	149	69	125	31	15	3,261	2,280	2,655	825	362
Genuine moist ..	2,332	1,187	1,896	3,798	2,229	97,111	43,755	57,311	1,00,276	66,947
Reduced moist ..	541	231	343	95	70	17,695	8,724	9,737	2,474	2,062
Zinc, white—										
Genuine dry ..	537	1,056	955	1,547	5,615	22,373	42,309	32,798	43,792	1,23,989
Reduced dry ..	539	97	124	295	1,709	11,342	2,028	2,950	4,109	32,799
Genuine moist ..	16,998	17,725	20,748	22,617	18,520	7,00,332	6,90,263	7,65,999	7,66,527	6,13,293
Reduced moist ..	315	802	134	341	75	9,333	25,062	2,464	9,253	1,803
Other sorts ..	62,852	73,997	71,319	79,425	82,444	21,33,142	23,14,154	22,48,137	22,18,853	23,08,643
Painters' materials (other than paints and colours)—										
Turpentine—										
Genuine Turpentine ..	860	761	3,348	1,301	1,751	65,380	52,313	1,60,744	65,966	61,743
Turpentine substitute ..	2,640	3,230	3,107	3,626	1,606	59,336	76,005	69,434	69,232	34,752
Varnish ..	7,727	10,092	11,579	11,437	11,594	5,95,722	7,28,833	6,92,199	8,24,069	7,61,603
Other kinds . Value	—	—	—	—	—	2,04,358	2,64,501	3,11,345	4,20,396	5,07,330
Total of Paints and Painters' materials ..	—	—	—	—	—	44,00,940	47,71,535	51,33,018	52,08,421	51,23,119
Paper and Paste-board—										
Paper—										
Packaging paper . Cwts.	65,857	85,928	94,433	128,275	111,059	14,34,751	18,70,320	20,64,037	26,54,592	22,24,769
Printing paper—										
Newsprinting ..	129,021	103,788	1,41,614	132,699	197,099	18,51,505	13,61,208	19,10,119	15,65,014	119,72,549
Other sorts ..	106,471	110,506	70,925	81,107	87,236	26,30,016	26,00,316	15,61,591	16,93,904	18,07,204
Writing paper and envelopes—										
Writing paper (Reams in large sheets) and Cwts.	477,312	470,399	5,97,768	744,732	803,023	14,38,619	13,69,923	19,39,285	22,26,199	23,61,445
Note and letter paper and envelopes Cwts.	51,179	50,356	77,882	103,966	98,257					
Envelopes imported separately ..	2,770	2,955	3,571	3,077	3,855	79,158	1,43,762	2,05,644	2,32,699	2,06,323
Old newspapers in sheets and bags ..	3,949	4,599	3,306	7,598	6,689	1,93,210	2,23,456	3,27,377	3,33,660	3,27,999
Total of Paper and Paste-board ..	1,71,995	173,340	179,481	174,410	172,300	11,57,035	9,66,101	9,57,123	8,65,106	8,22,876

(a) Retained as a special case.

No. 12—continued
IMPORTS—continued

PRINCIPAL AND OTHER ARTICLES	QUANTITY					VALUE				
	1924-25	1925-26	1926-27	1927-28	1928-29	1924-25	1925-26	1926-27	1927-28	1928-29
						₹	₹	₹	₹	₹
BOMBAY—continued										
BOMBAY (CHIEF PORT)—contd.										
Paper and Pasteboard—contd.										
Paper—contd.										
Other kinds of paper	Cwts. 9,264	18,591	12,419	12,068	10,143	4,35,916	5,43,794	5,72,561	5,21,982	4,65,719
Paper manufactures	4,182	4,665	2,924	1,633	8,044	2,17,818	2,07,206	1,68,461	1,62,830	3,05,523
Pasteboard, mill-board, and cardboard of all kinds—										
Straw boards	84,106	108,406	92,311	117,447	87,565	6,18,794	6,99,658	6,00,847	6,38,162	5,18,488
Other kinds	9,866	7,368	14,933	12,623	16,223	1,81,186	1,66,476	2,88,887	2,72,573	3,13,759
Manufactures of pasteboard, millboard and cardboard	1,059	1,150	2,027	1,162	1,897	83,616	50,023	65,255	85,485	1,01,530
Total of Paper and Pasteboard	689,869	675,572	7,00,856	776,065	770,367	1,03,81,584	1,02,08,763	1,06,56,640	1,15,67,206	1,13,32,915
Papermaking Materials—										
Pulp of wood	Cwts. 1,338	4,457	7,286	1,604	10,045	18,805	55,020	91,502	18,857	1,04,588
Rags and other materials	—	75	287	30	76	—	2,985	2,987	1,589	2,085
Total of Papermaking Materials	1,338	4,532	7,573	1,634	10,121	18,805	57,994	94,489	15,446	1,06,673
Paraffin Wax	Tons 651	370	427	338	482	1,28,972	1,07,405	1,59,267	99,481	1,80,183
Perfumery not being perfumed	—	—	—	—	—	1,36,059	1,16,425	2,24,990	3,00,392	1,80,602
Essences	—	—	—	—	—	—	—	—	—	—
Pitch and Tar—										
Coal tar and pitch	Cwts. 21,378	57,398	27,664	68,524	89,861	1,47,658	2,61,224	1,17,705	4,10,619	1,65,115
Stockholm tar and pitch	1,158	3,708	1,648	2,021	1,955	18,820	31,777	21,277	21,035	23,747
Total of Pitch and Tar	22,536	61,106	29,307	70,545	91,816	1,66,478	2,93,001	1,38,982	4,31,654	1,88,862
Plants living including bulbs and seeds for sowing	Value —	—	—	—	—	1,49,401	1,08,046	97,476	88,907	90,753
Polishes—										
Polishes and compositions for application to leather	—	—	—	—	—	5,11,425	4,65,816	4,50,738	5,12,380	5,49,658
Polishes and compositions for application to metals, etc.	—	—	—	—	—	1,57,740	1,71,114	1,23,857	1,51,029	1,63,210
Wood polish	—	—	—	—	—	25,280	44,119	45,132	48,387	40,126
Other sorts (a)	—	—	—	—	—	—	—	29,835	76,723	47,513
Total of Polishes	—	—	—	—	—	6,94,895	6,81,049	6,49,557	7,88,469	8,00,507
Precious Stones and pearls, unset—										
Diamonds*	—	—	—	—	—	50,08,036	56,74,352	39,95,166	53,27,046	56,47,634
Other Precious stones	—	—	—	—	—	29,745	50,277	11,139	70,999	64,939
Pearls	—	—	—	—	—	59,19,088	48,24,889	34,48,047	40,72,877	25,69,760
Total of Precious stones and pearls, unset	—	—	—	—	—	1,09,56,869	1,05,49,518	74,54,352	94,70,922	82,82,333
Printing and Lithographing machinery and materials (excluding paper)—										
Printing and Lithographing Presses	—	—	—	—	—	7,35,888	4,49,807	3,82,728	4,79,589	6,97,117
Printing type	Cwts. 397	433	914	538	730	71,783	70,821	1,26,871	78,283	1,63,213
Printers' and Lithographer's ink	Value —	—	—	—	—	2,06,398	2,50,795	3,11,892	4,30,344	2,60,448
Other materials	—	—	—	—	—	1,56,055	1,62,381	1,62,379	6,13,805	2,91,423
Total of Printing, etc.	—	—	—	—	—	12,19,622	9,33,754	9,33,370	16,01,471	14,12,401
Prints, Engravings, and Pictures—										
Photographs and picture post-cards	—	—	—	—	—	25,947	54,858	32,798	87,801	61,160
Others	—	—	—	—	—	81,296	99,127	1,60,068	1,14,812	2,08,859
Total of Prints, etc.	—	—	—	—	—	1,07,243	1,53,985	1,92,866	2,02,113	2,70,019
Provisions and Oilman's stores (including Fish and fruits, and vegetables canned or bottled)—										
Bacon and ham	Cwts. 4,604	4,561	4,027	4,064	4,191	4,64,468	5,61,575	5,01,151	4,48,831	3,94,603
Biscuits and cakes	8,636	6,772	6,775	7,947	8,468	7,58,219	6,71,171	7,48,240	8,58,612	8,66,031
Canned and bottled provisions (not specified elsewhere)—										
Canned or bottled fruits	3,895	4,621	4,971	6,287	6,480	1,66,744	2,27,808	2,31,834	3,32,127	2,93,479
Tinned or canned fish	2,348	1,308	2,427	1,298	2,243	1,58,604	1,18,059	1,36,859	88,241	1,31,842
Vegetable Products (Vegetable ghee, etc.) (b)	—	—	—	147,660	131,448	—	—	—	67,22,458	54,93,019
Others	98,639	163,772	189,704	34,661	42,911	68,31,615	95,19,961	95,76,211	24,15,318	27,03,557
Cheese (including canned)	2,942	3,084	3,775	3,911	3,376	3,00,459	3,74,872	3,93,789	3,67,960	3,55,689
Cocoa and chocolate	1,068	980	897	869	2,246	1,24,461	1,03,481	1,03,557	59,696	82,127

(a) Separately recorded from 1926-27.

(b) Separately recorded from 1927-28.

* Inclusive of imports by postal packets referred to Collectors of Customs for assessment.

TRADE AT CHIEF PORT
BOMBAY

(92)

No. 12—continued
IMPORTS—continued

PRINCIPAL AND OTHER ARTICLES	QUANTITY					VALUE				
	1924-25	1925-26	1926-27	1927-28	1928-29	1924-25	1925-26	1926-27	1927-28	1928-29
BOMBAY—continued										
BOMBAY (CHIEF PORT)—continued										
Provisions and Oilman's Stores, etc.—continued				8,875	9,784	—	—	—	8,78,991	9,27,791
Confectionery—Cwts.										
Farinaceous and patent foods—										
Farinaceous foods in bulk	38,792	38,515	142,995	48,005	62,253	6,32,809	4,80,857	16,41,637	8,23,908	6,99,001
Milk foods for infants and invalids (wholly or mainly milk)	662	823	475	1,830	2,745	94,236	1,55,015	1,13,205	3,74,861	4,46,945
Other sorts	5,411	4,788	7,150	5,609	5,984	2,51,564	2,12,600	2,31,593	2,47,082	3,61,189
Ghi	1,141	2,031	567	245	134	73,761	1,26,598	36,488	14,872	12,403
Isinglass	209	264	386	514	194	87,121	78,000	79,203	1,14,655	47,407
Jams and jellies	6,059	4,251	4,385	4,334	4,115	3,31,022	2,22,603	2,33,154	2,24,272	2,06,924
Milk, condensed and preserved, including milk cream	5,075	4,412	6,320	4,608	4,589	4,38,262	2,04,987	4,20,341	3,53,790	3,05,493
Pickles, chutnies, sauces, and condiments	484	325	343	312	449	21,339	22,379	22,714	41,304	48,989
Other sorts of Provisions	—	—	—	—	—	1,41,477	1,73,769	1,62,857	1,82,258	2,84,814
Total of provisions, etc.	—	—	—	—	—	1,00,20,161	1,33,42,945	1,46,19,833	1,45,98,701	1,86,15,023
Railway plant and rolling-stock—(b)										
Carrriages and parts thereof	—	—	—	—	—	50,37,521	32,22,716	33,93,073	88,70,333	—
Wagons and parts thereof	—	—	—	—	—	39,50,687	63,91,714	2,78,587	3,01,311	—
Locomotive engines and tenders and parts thereof	—	—	—	—	—	11,26,130	22,30,591	13,56,886	19,04,392	—
Materials for construction—										
Bridge work, Tons	6,600	1,183	436	—	—	14,59,313	2,57,053	1,05,146	—	—
Rails, chairs, and fish plates of steel or iron (a)	11,097	—	—	—	—	14,56,283	—	—	—	—
Sleepers and keys of steel or iron	21,365	13,464	24,777	33,991	—	42,22,293	21,34,751	29,24,600	50,78,193	—
Sleepers of wood	617	360	1,325	2,840	—	38,238	51,480	2,18,601	3,15,344	—
Other kinds of materials	1,994	847	1,034	1,210	—	9,40,408	4,17,371	5,78,768	11,93,633	—
Total imports made direct by State Railways working under Company's management	—	—	—	—	—	1,40,00,360	1,05,48,359	30,52,828	1,36,37,192	—
Total imports made by other Railways, etc.	—	—	—	—	—	42,79,568	42,07,317	58,02,628	40,26,014	—
Total of Railway plant and rolling-stock	—	—	—	—	—	1,82,79,928	1,47,55,676	88,55,456	1,76,63,206	—
Rubber—										
Raw	48,537	34,656	1,987	163	6,918	44,013	40,631	3,925	375	10,847
Manufactures—										
Pneumatic motor covers	77,853	116,298	110,433	147,426	133,059	34,31,299	55,40,443	43,41,874	60,96,064	50,46,081
Pneumatic motor tubes	10,231	112,211	133,209	166,602	129,078	8,47,651	12,18,146	9,02,921	11,98,029	9,15,894
Pneumatic motor cycle covers	2,018	3,030	3,991	5,310	2,441	50,941	72,089	62,618	68,570	30,073
Pneumatic motor cycle tubes	3,213	4,964	5,009	12,154	5,345	26,733	27,745	25,580	25,965	14,142
Pneumatic cycle covers	124,396	208,849	257,074	262,456	285,220	5,09,033	6,23,964	5,78,310	4,15,885	6,27,035
Pneumatic cycle tubes	198,135	251,708	314,142	311,317	436,871	3,86,341	3,78,252	4,08,919	3,74,948	5,05,877
Solid rubber tyre for motor vehicles	7,449	4,434	3,834	4,297	2,483	6,56,003	5,63,397	5,32,023	6,58,130	3,79,552
Other Manufactures except apparel and boots and shoes	—	—	—	—	—	9,82,194	11,85,852	13,13,298	11,78,266	9,48,401
Total of Rubber	—	—	—	—	—	69,34,908	99,50,520	81,69,468	1,00,17,132	84,89,902
Seeds—										
Oil-seeds—										
Essential	305	371	748	925	848	1,22,116	1,30,579	2,68,360	4,31,326	4,01,276
Non-essential—										
Copra or coconut kernel	1,544	2,923	136	1,423	1,511	4,97,643	10,34,223	63,923	5,33,959	5,09,167
Linseed	128	78	109	18	97	25,889	13,346	17,089	1,927	13,855
Sesamum (oil or linili)	20	1	197	13	7	4,913	178	49,202	2,923	1,951
Others	91	68	79	125	330	25,272	23,897	25,952	33,097	36,266
Other than Oil-seeds	241	212	76	12	45	73,773	1,04,437	37,596	11,366	20,327
Total of Seeds	2,329	3,553	1,314	2,511	2,988	7,40,608	18,65,560	4,62,622	10,19,503	10,52,842

(a) Transferred to "rails, chairs, etc." under Iron or steel from 1925-26.
(b) Discontinued from 1928-29.

† Transferred to "Beams, channels, pillars, girders and Bridge-work"

No. 12—continued
IMPORTS—continued

PRINCIPAL AND OTHER ARTICLES	QUANTITY					VALUE				
	1924-25	1925-26	1926-27	1927-28	1928-29	1924-25	1925-26	1926-27	1927-28	1928-29
						R	R	R	R	R
BOMBAY—continued										
BOMBAY (CHIEF PORT)—continued										
Shells and Cowries— Cowries Cwts.	14,391	16,853	14,970	6,082	8,283	1,06,767	1,38,120	1,14,261	40,551	52,627
Shells— Shells (chanks, sankhil, large or- namental shells, cowras, mother- of-pearl shells, and oyster shells) "	1,160	1,998	3,884	1,451	1,721	30,178	38,674	62,143	35,080	34,185
Tortoise shell (in- cluding nakhia or nakh) Lbs.	17,203	10,444	10,143	17,514	22,217	29,740	23,147	21,389	27,882	45,222
Total of Shells and Cowries Value	—	—	—	—	—	1,66,685	1,99,941	1,97,793	1,03,522	1,32,031
Smoker's requisites (excluding Tobacco)	—	—	—	—	—	1,64,969	1,42,520	1,40,233	2,92,704	1,85,550
Soap— Household and laundry soap in bars or tablets Cwts.	151,051	163,116	151,846	152,450	153,994	40,24,601	42,48,215	39,27,914	44,54,602	41,60,835
Toilet soap "	10,801	12,240	14,181	13,350	15,096	11,57,044	12,59,589	16,06,610	14,69,853	15,83,457
Other sorts "	3,182	3,721	2,880	2,168	1,502	1,07,611	1,56,205	1,26,740	82,898	65,785
Total of Soap "	165,034	179,077	168,907	167,968	170,592	52,89,346	56,04,009	56,61,264	60,07,353	58,10,077
Spices—										
Betelnuts "	128,101	196,319	164,914	121,676	166,430	19,71,160	39,08,465	32,99,209	25,11,921	28,44,920
Cardamoms "	201	267	388	119	63	40,725	66,416	25,964	13,752	12,298
Cassia* "	—	—	—	27,715	34,734	—	—	—	5,26,655	5,61,318
Cloves "	91,523	96,798	68,906	63,577	53,100	52,81,441	53,66,003	29,36,158	28,37,326	25,49,935
Ginger "	6,882	4,600	1,446	952	5,161	2,99,548	2,02,494	52,512	37,806	1,59,428
Nutmegs "	6,706	5,407	4,097	4,228	4,210	2,87,523	3,05,193	3,59,953	3,73,202	3,64,775
Pepper "	1,725	1,651	12,480	2,166	3,987	83,411	87,391	5,46,514	1,85,895	3,27,715
Others "	2,934	2,323	1,862	2,835	2,859	1,71,264	1,48,880	1, 89,775	2,11,996	1,90,501
Total of Spices "	237,572	307,325	240,093	223,268	279,553	81,85,077	1,00,84,822	74,10,485	66,98,553	70,10,890
Starch and Farina—										
Starch "	140,909	137,686	48,923	179,056	129,845	17,59,639	15,92,604	5,26,260	17,71,498	12,53,304
Farina and potato flour "	61,230	50,998	71,981	68,148	38,086	9,06,309	7,93,498	8,41,905	6,39,063	4,22,321
Total of Starch and Farina "	202,139	194,684	120,904	247,204	167,931	26,65,948	23,86,102	13,68,165	26,10,561	16,75,625
Stationery— Stationery (ex- cluding paper)— Pencils (excluding slate pencils) Dozens	853,485	924,226	575,405	1,098,343	1,042,386	2,82,464	2,30,079	1,31,233	2,05,922	2,31,753
Other sorts Value	—	—	—	—	—	30,81,202	32,84,791	30,08,337	36,09,657	29,76,109
Total of Stationery	—	—	—	—	—	33,63,666	35,14,870	31,39,570	38,15,579	32,07,952
Stone and Marble—										
Stone and marble Tons	2,034	1,682	2,037	1,655	1,909	1,84,627	1,18,042	1,45,689	1,56,721	1,63,340
Articles of stone and marble "	201	421	324	315	55	76,749	69,917	60,606	68,116	30,306
Total of Stone and Marble "	2,235	2,053	2,361	1,970	1,964	2,61,376	1,87,959	2,06,295	2,24,837	1,93,646
Sugar—										
Sugar, 16 Dutch standard and above "	167,851	159,985	95,913	161,467	195,436	4,93,51,805	3,42,27,672	1,95,42,731	3,24,21,645	3,87,05,956
Sugar, 15 Dutch standard and below "	202	520	224	359	120	65,161	88,377	50,930	70,986	29,402
Molasses "	223	138	1,118	1,223	1,059	18,543	10,022	60,535	61,098	44,513
Confectionery (a) "	323	378	472	—	—	7,00,045	7,47,950	8,00,667	—	—
Saccharin (b) Lbs.	1,089	71	596	—	—	3,717	5,907	8,993	—	—
Feet sugar Tons	15,316	27,282	87,141	14,930	6,334	45,81,768	55,80,602	1,76,02,239	30,40,643	12,67,116
Total of Sugar	183,920	188,298	184,868	177,979	202,949	5,47,25,989	4,08,00,020	3,80,72,145	3,55,94,372	4,00,47,070
	Lbs.	71	596	—	—	—	—	—	—	—

* Transferred under this head from 1927-28.

(a) " " Provision " " "
(b) " " Drugs " " "

TRADE AT CHIEF PORT
BOMBAY

(94)

No. 12—continued
IMPORTS—continued

PRINCIPAL AND OTHER ARTICLES	QUANTITY					VALUE				
	1924-25	1925-26	1926-27	1927-28	1928-29	1924-25	1925-26	1926-27	1927-28	1928-29
BOMBAY—continued						R	R	R	R	R
BOMBAY (CHIEF PORT)—continued										
Tallow and Stearine—										
Grease (excluding mineral grease) Cwts.	4,984	7,331	6,244	4,350	3,029	1,15,661	2,17,931	1,83,631	1,06,227	61,099
Other sorts "	60,044	65,950	77,579	90,231	63,309	22,38,527	23,57,972	25,74,482	22,74,291	19,00,722
Total of Tallow and Stearine "	65,028	73,281	83,823	84,581	66,338	23,54,188	25,75,903	27,08,113	23,80,518	19,71,821
Tea—										
Black . . . Lbs.	770,877	785,166	1,428,033	1,622,148	3,102,598	6,45,116	6,56,869	10,20,800	11,89,702	22,05,477
Green . . . "	4,892,488	4,304,982	4,341,608	3,116,650	2,371,415	35,35,393	35,12,033	40,09,783	28,13,423	21,81,699
Total of Tea . . . "	5,663,365	5,590,149	5,770,331	4,737,798	5,533,953	41,80,514	41,69,502	50,30,583	40,03,125	43,87,176
Telephones, materials for construction and accessories (excluding electricals) Value	—	—	—	—	—	3,70,082	1,82,498	1,83,750	1,43,684	1,02,814
Textiles—										
Cotton—										
Raw . . . Tons	20,093	17,504	45,104	66,044	28,783	4,23,88,798	3,68,90,974	4,97,17,084	6,74,12,669	3,89,20,394
Waste . . . Cwts.	36	31	131	313	137	1,519	1,226	682	10,388	5,833
Twist and yarn—										
Grey unbleached—										
Nos. 1 to 10 Lbs.	16,508	30,376	10,724	260,005	15,900	9,268	46,095	14,152	1,53,906	12,646
" 11 to 15 "	4,117	4,260	1,050	541,200	13,050	9,452	7,380	1,009	3,37,700	8,241
" 16 to 20 "	2,044,076	1,365,390	98,440	203,023	46,740	21,15,848	11,62,204	53,202	1,51,395	37,741
" 21 to 25 "	37,397	50	6,157	3,178	227,676	57,529	50	7,194	2,527	65,598
" 26 to 30 "	574,192	396,866	247,030	103,196	91,093	8,11,598	5,26,051	2,51,662	1,06,145	98,661
" 31 to 40 "	11,932,902	12,873,804	12,942,244	13,330,848	7,026,807	1,60,53,428	1,47,89,082	1,25,74,278	1,28,45,405	78,49,659
" 41 to 50 "	1,357,686	743,822	369,804	643,377	516,301	23,19,989	11,63,253	12,07,254	8,46,749	7,34,862
" 51 to 80 "	626,612	925,561	626,917	760,419	1,141,205	13,11,223	17,54,117	9,83,703	10,25,115	15,61,078
" 61 to 100 "	303,058	385,422	683,573	313,837	329,454	18,22,642	8,79,894	11,33,061	5,25,120	6,22,767
Above No. 100 "	33,731	127,025	61,160	35,327	20,859	90,165	2,67,480	99,998	40,312	64,506
Two-folds (doubles) "	3,954,335	4,123,146	5,539,511	4,327,861	4,437,032	72,00,511	59,91,902	73,32,496	57,46,776	64,61,782
White (bleached) "	1,916,306	1,989,957	2,343,729	—	—	38,90,688	35,35,306	35,49,635	—	—
Nos. 26 to 30	—	—	—	16,300	400	—	—	—	23,830	570
White two-folds (doubles) "	—	—	—	2,193,986	2,332,648	—	—	—	35,71,951	34,86,736
Others . . . "	—	—	—	18,679	11,600	—	—	—	27,527	19,526
Coloured—										
Nos. 1 to 20 "	35,900	2,789	800	775	296	44,223	5,705	952	1,451	480
" 21 to 25 "	1,278	..	1,800	1,376	..	1,857
" 26 to 30 "	60,900	22,060	4,100	14,100	14,999	1,29,831	33,002	5,152	22,408	21,106
" 31 to 40 "	762,600	375,476	299,137	247,897	209,095	16,30,800	6,98,771	4,22,878	3,51,253	3,13,898
" 41 to 50 "	30,500	56,674	59,456	77,227	38,911	62,741	93,654	38,506	1,01,762	58,879
Above No. 50 "	13,365	24,831	8,500	1,276	466	43,895	55,235	17,123	1,812	1,920
Two-folds (doubles) "	456,032	463,353	385,113	168,064	129,329	11,92,250	9,92,739	6,92,331	2,98,110	2,60,476
Mercerised cotton yarn "	2,606,866	2,780,947	4,128,265	71,07,485	63,77,334	35,14,317
Above No. 50 "	—	—	—	..	10,650	—	—	—	—	21,970
Two-folds (doubles) "	—	—	—	5,948,535	3,891,044	—	—	—	1,03,70,375	79,54,939
Others . . . "	—	—	—	479	14,545	—	—	—	1,337	19,701
Unspecified descriptions of Twist and Yarn "	22,330	10,633	1,023	3,649	25,265	36,528	21,333	4,657	17,181	16,078
Total of Twist and Yarn Manufactures—	27,315,042	26,653,955	23,285,306	28,627,487	20,596,714	4,64,40,697	3,84,07,917	3,69,54,430	3,70,70,744	2,96,68,686
Blankets . . . Lbs.	303,641	162,292	123,257	93,437	73,271	3,30,576	1,23,385	95,773	82,467	57,751
Canvas . . . Yds.	413,033	458,478	604,923	496,796	754,937	2,09,813	2,39,102	2,66,220	2,10,360	4,57,370
Handkerchiefs No.	3,067,074	1,320,004	1,954,638	1,509,461	1,988,132	6,45,141	3,04,606	3,48,028	2,65,830	3,09,209
Shawls . . . "	416,008	139,940	91,456	736	840	4,44,535	1,21,407	24,076	2,235	1,897
Hosiery—										
Stockings and Socks Doz. pairs	409,688	484,191	482,771	470,642	406,494	12,68,800	11,33,669	10,93,597	11,47,078	7,51,135
Underwear (a) . . . dozs.	—	409,930	456,311	620,530	550,482	13,02,043	19,79,103	13,52,697	26,66,006	21,66,784
Other kinds . . . Value	—	—	—	—	—	1,03,810	1,90,003	1,10,789	75,747	52,703
Total of Hosiery . . . "	—	—	—	—	—	27,34,653	33,02,775	30,57,083	37,88,331	29,70,627
Lace and patent net . . . Yds.	784,433	730,457	847,564	1,135,176	1,132,450	5,14,332	5,42,378	5,54,772	6,49,368	6,32,196

(a) Quantity shown from 1925-26.
* Subdivided since 1927-28.

No. 12—continued
IMPORTS—continued

PRINCIPAL AND OTHER ARTICLES	QUANTITY					VALUE				
	1924-25	1925-26	1926-27	1927-28	1928-29	1924-25	1925-26	1926-27	1927-28	1928-29
						R	R	R	R	R
BOMBAY—continued										
BOMBAY (CHIEF PORT)—continued										
Textiles—continued										
Cotton—continued										
Manufactures—continued										
Piece-goods—										
Grey (unbleached)—										
Plain Grey—										
Chadars . . . Yards	35,228	107,876	8,917	31,700	138,164	12,383	34,611	1,497	7,567	32,281
Dhotis, Saris and Scarves . . . "	668,645	878,424	1,708,867	78,868	257,086	2,92,072	1,41,744	5,08,141	26,067	74,577
Drills and Jeans . . . "	10,201,945	12,242,439	6,844,197	5,925,925	6,016,118	42,19,883	45,04,072	21,34,284	17,26,028	18,64,208
Flannel and Flannelettes . . . "	49,292	8,000	5,221	--	12,000	25,816	2,657	4,701	--	4,459
Jaconets, includ- ing Madapollams, Mulls and Cam- brics . . . "	25,055,235	13,165,378	15,636,405	23,017,838	20,077,324	68,55,735	30,80,788	31,72,592	38,46,491	45,22,517
Longcloth and Shirts- ings . . . "	54,268,219	65,298,989	54,865,648	86,148,909	99,991,728	2,01,09,494	2,10,99,424	1,58,62,917	2,24,25,568	2,47,49,072
Sheetings . . . "	29,211,865	21,658,337	9,428,588	16,650,158	3,853,306	1,00,21,308	71,34,198	25,97,618	41,62,711	9,17,670
T Cloth and Do- mestics . . . "	289,750	120,448	290,564	98,915	20,429	1,21,158	39,947	73,040	27,668	5,959
Unspecified des- criptions . . . "	423,303	44,701	23,817	177,239	890,267	2,02,279	18,457	5,921	43,257	1,73,790
Total of Plain Grey . . . "	120,195,482	118,019,642	88,802,174	132,127,252	137,247,022	4,08,60,178	3,60,66,493	2,38,60,711	3,22,65,342	3,23,44,528
Bordered Grey—										
Chadars . . . "	3,399	37,510	13,207	--	28,123	6,852	29,764	11,931	--	11,450
Dhotis, Saris and Scarves . . . "	10,351,580	7,588,596	8,171,810	7,234,747	12,631,114	48,48,244	30,02,910	31,32,009	21,26,630	35,78,481
Drills and Jeans . . . "	29,000	15,891	3,900	8,625	--	16,236	21,286	8,946	7,367	--
Flannel and Flannelettes . . . "	10,200	7,668	27,636	--	--	9,699	13,051	34,106	--	--
Longcloth and Shirtings . . . "	508,353	94,261	246,876	--	19,211	1,91,084	45,942	65,772	--	4,158
Sheetings . . . "	51,000	3,900	14,064	--	--	36,272	7,429	3,257	--	--
Unspecified des- criptions . . . "	154,044	29,022	21,368	29,880	97,714	36,834	19,365	12,200	5,271	14,688
Total of Bordered Grey . . . "	11,107,576	7,771,848	8,498,861	7,273,252	12,776,162	51,45,161	31,39,747	32,68,280	21,39,288	36,08,777
Total of Grey (un- bleached Plain and Bordered) . . . "	131,303,058	120,791,490	97,301,035	139,400,504	150,023,184	4,60,05,339	3,91,96,240	2,71,28,991	3,44,04,630	3,59,53,305
White (bleached)—										
Chadars . . . "	280,540	58,575	87,118	13,432	25,882	41,580	14,750	28,211	2,070	14,312
Checks, Spots, and Stripes . . . "	1,359,822	1,547,099	1,998,792	1,460,533	1,442,856	6,06,887	6,77,335	7,56,102	5,38,876	5,64,704
Dhotis, Saris, and Scarves . . . "	10,370,760	12,558,828	13,147,119	9,259,992	16,039,983	49,07,928	53,50,076	54,71,342	35,28,297	59,29,010
Drills and Jeans . . . "	2,126,256	2,702,003	2,480,197	3,412,361	3,405,835	15,89,297	17,53,524	15,78,362	19,07,814	19,96,084
Flannel and Flannelettes . . . "	22,175	11,958	28,341	14,370	7,277	10,057	8,166	20,466	5,586	3,741
Jaconets, Mada- pollams, Cam- brics, and Muslins . . . "	1,744,703	3,221,410	4,454,857	4,975,202	3,874,551	9,20,677	15,99,133	21,77,519	22,82,222	17,95,380
Lawns . . . "	494,555	339,514	590,486	252,342	538,893	1,98,735	1,37,346	2,10,022	77,994	1,50,206
Longcloth and Shirtings . . . "	32,881,978	21,640,264	20,282,398	25,742,054	33,696,952	1,17,38,069	86,17,718	71,38,545	92,58,288	1,08,36,425
Mulls . . . "	34,069,466	30,404,968	33,701,860	35,862,241	48,542,814	1,13,40,518	1,05,74,729	1,11,07,731	1,03,43,030	1,28,26,263
Nainsooks . . . "	24,670,128	22,438,167	10,922,180	21,046,434	18,513,131	70,61,829	57,98,333	31,61,524	47,94,683	42,17,355
Sheetings . . . "	84,510	73,835	33,092	91,075	51,766	41,343	45,628	32,324	50,929	45,760
Twills . . . "	1,517,596	2,500,927	3,149,616	3,331,422	5,251,915	7,97,075	11,41,938	12,89,407	16,21,080	19,40,130
Unspecified des- criptions . . . "	5,865,273	4,258,567	4,947,737	4,484,868	3,540,717	36,38,265	22,71,502	22,32,404	19,53,980	14,38,648
Total of White (bleached) . . . "	115,487,755	101,591,200	95,823,588	112,946,276	134,932,572	4,28,78,160	3,79,90,670	3,52,03,958	3,64,23,898	4,17,53,026

TRADE AT CHIEF PORT
BOMBAY

(96)

No. 12—continued
IMPORTS—continued

PRINCIPAL AND OTHER ARTICLES	QUANTITY					VALUE				
	1924-25	1925-26	1926-27	1927-28	1928-29	1924-25	1925-26	1926-27	1927-28	1928-29
						₹	₹	₹	₹	₹
BOMBAY—continued										
BOMBAY (CHIEF PORT)—continued										
Textiles—continued										
Cotton—concluded										
Manufactures—continued										
Piece-goods—continued										
Coloured, printed, or dyed—										
Printed-goods—										
Cambrics including Madapollams, Muslins, Mulls and Jaconets . . . Yards	11,247,385	8,309,808	4,418,102	8,557,892	8,312,213	42,43,324	30,71,359	16,43,128	20,23,700	26,03,394
Checks, spots and stripes . . . "	435,338	324,595	501,372	449,561	572,808	1,79,993	1,43,587	1,81,683	1,08,895	1,73,051
Drills and Jeans . . . "	1,705,540	2,010,920	2,215,672	9,423,498	10,528,938	7,91,507	8,19,085	7,72,709	29,76,008	29,46,736
Flannel and Flannelettes . . . "	420,709	994,837	3,621,140	3,424,761	2,781,199	1,91,117	3,74,032	11,26,268	9,01,437	6,48,744
Prints and Chintz . . . "	37,022,750	30,114,145	30,928,592	49,499,494	51,123,049	1,32,70,906	1,30,04,064	90,71,029	1,41,56,367	1,38,44,842
Saris and Scarves . . . "	12,253,111	18,990,788	5,969,068	10,532,616	16,152,376	61,03,612	73,53,010	26,08,215	43,87,708	65,48,808
Sateens* . . . "	—	1,110,554	803,594	1,507,317	1,576,545	—	5,83,413	3,27,227	6,98,724	7,73,073
Shirtings . . . "	1,265,722	1,209,990	1,801,104	1,913,300	4,945,662	4,10,853	4,54,082	5,76,198	5,76,180	13,07,580
Twills . . . "	739,438	1,313,222	1,785,510	2,784,300	2,411,429	3,74,140	5,86,536	6,25,561	9,01,083	7,19,425
Unspecified descriptions . . . "	7,814,986	3,939,370	1,277,514	1,789,485	1,305,741	37,72,386	16,02,538	4,68,164	5,51,586	3,70,068
Total of Printed Goods . . . "	72,904,929	72,318,229	53,321,698	89,887,314	100,209,960	2,93,43,928	2,80,37,006	1,74,00,272	2,82,41,688	2,99,91,116
Dyed goods—										
Cambrics including Madapollams, Muslins, Mulls and Jaconets										
Checks, spots and stripes . . . "	2,412,511	5,890,101	10,894,596	13,115,658	14,080,127	10,34,521	23,01,594	42,40,754	41,86,215	48,64,067
Dhute . . . "	18,438	36,033	27,515	11,211	13,106	15,909	23,150	12,957	4,983	4,908
Drills and Jeans . . . "	2,007,012	2,351,843	3,084,943	2,224,790	2,609,313	15,00,204	16,20,033	18,09,042	11,77,500	12,90,792
Flannel and Flannelettes . . . "	607,644	1,070,776	1,637,098	1,323,574	1,606,061	3,13,650	3,24,920	4,92,150	3,80,398	4,36,629
Italian Cloth and Sateens* . . . "	—	5,114,603	11,372,876	11,044,481	13,030,176	—	29,59,544	54,14,860	48,83,610	50,14,377
Prints and Chintz . . . "	80,109	2,960	119,319	75,608	62,431	30,233	1,500	57,738	27,909	29,002
Saris and Scarves . . . "	71,979	36,447	55,255	7,443	94,464	43,546	20,612	27,947	1,496	20,172
Shirtings . . . "	11,062,256	10,758,749	10,565,003	11,990,168	13,658,406	42,66,414	37,91,222	29,61,551	30,68,834	35,11,596
Twills . . . "	2,134,720	3,200,176	4,901,960	6,633,499	9,860,591	15,14,686	18,65,447	25,24,638	32,06,635	46,99,392
Woven Lungis and Sarongs . . . "	82,143	54,874	180,181	131,440	222,687	39,239	33,617	80,000	60,449	83,820
Unspecified descriptions . . . "	34,987,586	10,121,265	7,049,276	6,969,873	4,643,385	2,14,50,931	59,73,706	29,98,685	23,35,720	15,97,734
Total of Dyed Goods . . . "	56,159,937	41,421,821	54,224,285	57,703,219	64,601,142	3,16,19,830	2,08,42,571	2,37,06,265	2,15,50,541	2,45,03,667
Woven coloured Goods—										
Cambrics including Madapollams, Muslins, Mulls and Jaconets										
Checks, spots and stripes . . . "	203,800	424,271	963,047	1,070,200	615,006	1,02,580	3,00,676	6,83,910	7,22,870	2,85,965
Coatings and trouserings including Cashmere Serges and Tweeds* . . . "	558,310	1,291,738	2,804,445	3,567,838	5,013,676	5,15,511	7,11,852	19,02,727	21,49,458	29,14,737
Drills and Jeans . . . "	2,321,593	2,499,406	4,065,308	5,727,396	9,234,846	9,90,092	9,30,047	11,77,820	12,98,841	19,70,156
Flannel and Flannelettes . . . "	310,103	268,079	184,969	262,309	781,586	1,61,957	1,27,640	78,668	1,08,191	2,61,552
Saris and Scarves . . . "	32,795	51,309	35,788	51,310	89,944	19,790	34,905	20,907	23,887	41,708
Shirtings . . . "	2,712,525	5,915,502	9,636,624	5,369,156	6,097,173	18,97,815	21,51,912	29,13,170	14,65,376	15,93,547
Twills . . . "	398,276	1,010,033	2,554,020	6,826,853	7,967,921	1,83,674	4,65,408	9,33,552	16,75,194	17,18,226
Lungis and sarongs . . . "	108,055	167,856	114,482	6,240	164,164	76,153	98,454	63,910	2,610	66,383
Velvet and Velvetens* . . . "	—	737,900	621,494	1,005,713	966,075	—	7,26,579	6,52,655	9,33,451	9,10,554
Unspecified descriptions . . . "	7,739,432	2,213,277	708,237	337,224	563,902	58,09,939	14,10,966	4,42,723	2,38,038	3,09,460
Total of Woven coloured Goods . . . "	14,784,330	17,555,846	26,977,329	29,314,291	36,907,110	91,08,501	93,64,540	1,28,35,695	1,16,01,109	1,35,99,787
Total of Woven Coloured, printed or dyed goods . . . "	143,849,755	131,295,806	134,523,312	176,904,824	201,718,218	7,01,32,259	5,82,45,017	5,37,42,232	6,13,93,338	6,90,93,970
Wools of all descriptions . . . "	20,225,552	22,056,909	19,328,693	34,432,103	34,452,472	63,25,727	65,06,517	58,85,295	87,13,709	84,78,420
Total of Piece-goods . . . "	419,846,520	375,734,555	346,976,628	463,683,707	521,126,446	16,58,41,495	14,10,38,444	12,19,10,476	14,09,85,676	15,42,81,721
Rope . . . Lbs.	518,987	781,665	713,166	679,659	709,198	8,42,678	10,76,408	8,70,607	8,17,980	8,84,466
Thread, sewing . . . "	680,895	721,132	675,071	771,829	721,361	28,54,083	26,94,460	23,57,616	26,31,856	25,57,198
Other sorts of manufactures . . . Value	—	—	—	—	—	10,97,036	7,33,262	7,49,725	5,96,437	7,07,100
Total of Cotton Manufactures . . . "	—	—	—	—	—	17,50,15,247	15,10,81,205	12,02,28,375	14,99,81,045	16,28,59,544
Total of Cotton . . . "	—	—	—	—	—	26,38,45,601	22,58,87,822	21,69,01,171	25,44,74,841	23,14,50,457

* Separately recorded from 1925-26.

No. 12—continued
IMPORTS—continued

PRINCIPAL AND OTHER ARTICLES	QUANTITY					VALUE				
	1924-25	1925-26	1926-27	1927-28	1928-29	1924-25	1925-26	1926-27	1927-28	1928-29
BOMBAY—continued										
BOMBAY (CHIEF PORT)—continued										
Textiles—concluded										
Flax—										
Manufactures—										
Canvas . . . Yards	242,710	349,345	353,613	439,656	481,233	2,37,619	3,51,393	2,82,091	4,13,461	4,09,859
Piece-goods . . . "	324,352	523,026	496,249	473,999	663,615	2,26,555	3,45,033	2,69,524	2,32,502	3,47,775
Thread, sewing . Lbs.	4,527	6,366	8,053	12,499	19,406	18,293	27,894	23,252	43,314	32,677
Other sorts . . . Value	—	124,092	158,777	133,980	147,374	2,93,145	2,15,433	3,57,084	2,30,336	3,04,237
Others . . . "	—	—	—	—	—	8,331	835	2,913	495	6,449
Total of Flax . . . "	—	—	—	—	—	3,34,443	3,40,643	3,84,869	10,20,160	11,00,997
Haberdashery and Millinery—										
Lace and Embroidery . Value	—	—	—	—	—	19,69,666	14,41,740	15,20,165	15,16,219	14,25,553
Towels not in the piece . . . { Lbs. No.	103,563	107,359	104,732	53,168	222,463	61,391	51,738	46,835	28,981	71,335
Other sorts . . . Value	—	—	—	—	—	35,11,196	23,42,294	27,71,268	35,20,523	33,95,863
Total of Haberdashery and Millinery . . . "	—	—	—	—	—	55,42,247	43,35,822	43,38,208	50,65,723	53,93,251
Hemp—										
Raw . . . Cwts.	423	963	45	45	89	14,007	33,146	3,206	3,293	5,768
Manufactures (ex- cluding cordage)—										
Cloth . . . Yards	6,222	19,391	53,551	3,323	3,314	4,137	27,727	33,479	7,929	5,221
Other sorts . . . Value	—	—	—	—	—	1,14,667	79,509	81,363	39,924	33,756
Total of Hemp . . . "	—	—	—	—	—	1,32,361	1,36,433	1,73,563	42,141	44,745
Jute—										
Twist and yarn . Lbs.	935	10,056	9,010	36,023	34,339	1,700	3,331	3,174	8,427	7,416
Manufactures—										
Canvas . . . Yards	139,343	191,043	143,125	110,914	153,079	94,392	75,296	1,03,131	34,264	1,10,394
Gunny bags . . . No.	331,363	1,004,724	314,927	246,295	1,243,751	3,74,339	5,02,634	1,40,933	1,18,046	4,69,079
Rope and Twine . Cwts.	141	364	153	1,312	2,136	13,332	22,010	12,692	77,646	1,04,749
Other kinds . . . Value	—	—	—	—	—	1,43,143	67,641	34,743	29,252	49,530
Total of Jute . . . "	—	—	—	—	—	6,32,456	6,70,362	3,49,733	3,03,635	7,41,633
Silk—										
Raw . . . Lbs.	1,015,233	872,522	1,133,781	1,306,636	1,373,367	32,74,305	31,25,213	37,75,263	33,34,514	76,52,599
Waste . . . "	31,333	2,666	59,530	1,302	1,149	1,39,305	6,213	39,939	1,571	1,164
Silk yarn, noils, and warps . . . "	1,471,346	524,330	933,930	1,155,699	1,343,356	33,66,431	33,72,155	53,50,234	53,51,423	73,53,366
Manufactures—										
Goods of silk mixed with other materials . . . Yards	1,221,247	1,233,614	1,661,494	1,937,712	2,224,123	19,64,046	13,32,094	23,21,941	26,49,765	29,56,210
Silk piece-goods . . . "	11,623,935	12,999,314	14,799,364	16,327,373	17,367,720	1,79,39,005	1,65,17,193	1,34,64,056	1,93,03,642	1,93,75,504
Thread for sewing . Lbs.	3,366	3,334	4,753	14,954	10,213	56,377	1,01,297	69,233	1,31,137	1,41,034
Other sorts . . . "	32,423	65,211	41,752	14,433	9,943	2,22,947	2,91,363	2,33,531	1,43,376	1,40,072
Total of Silk . . . Value	—	—	—	—	—	3,65,13,916	3,32,46,033	3,33,10,252	3,69,30,479	3,31,24,309
Wool—										
Raw . . . Lbs.	3,506,779	4,233,922	4,145,751	4,199,936	3,397,436	33,13,793	37,07,652	25,30,632	30,12,459	23,69,211
Yarn and knit- ting wool . . . "	305,459	233,563	274,061	294,533	274,301	9,00,600	8,90,733	6,79,332	7,53,663	11,05,167
Manufactures—										
Blankets . . . "	305,355	231,390	135,021	235,231	1,237,534	2,09,559	2,63,924	1,71,232	2,44,611	17,47,759
Carpets and rugs . . . "	124,773	355,453	595,552	331,317	163,933	5,66,445	9,39,033	12,30,635	15,47,533	4,27,399
Hosiery . . . "	139,163	126,069	85,235	195,250	103,571	5,91,337	6,51,599	4,12,716	3,94,413	5,26,222
Piece-goods . . . Yards	5,609,522	5,353,031	5,355,053	7,142,690	6,729,419	1,25,64,313	1,23,33,499	1,26,25,657	1,40,44,599	1,33,35,443
Shawls . . . No.	153,377	103,922	165,425	124,795	113,153	3,59,243	7,23,322	6,33,339	6,23,692	7,21,534
Other sorts . . . Lbs.	32,437	36,915	74,451	53,517	41,570	1,96,073	1,07,233	1,24,644	61,720	66,376
Total of Wool . . . Value	—	—	—	—	—	1,95,01,791	1,96,22,560	1,35,03,373	2,11,32,732	2,03,50,107
Artificial Silk—										
Artificial Silk Yarn . Lbs.	373,939	2,001,516	5,111,335	6,107,539	5,343,135	31,93,200	56,19,006	91,23,499	1,22,12,597	95,17,004
Piece-goods of Cotton and Artificial Silk . Yards	9,222,952	9,323,453	23,435,046	23,431,143	32,150,156	1,01,32,006	33,94,240	1,07,25,403	2,21,37,973	2,15,93,943
Other sorts . . . Value	—	—	—	—	—	1,79,739	2,23,493	4,40,012	5,16,735	4,32,537
Total of Artificial Silk . . . "	—	—	—	—	—	1,35,04,945	1,44,36,733	2,92,33,339	3,43,67,355	3,15,73,576
Other Textiles—										
Raw . . . Cwts.	—	—	14	29	23	—	—	595	1,303	993
Manufactured . . . Value	—	—	—	—	—	—	45	1,963	—	1,221
Total of Other Textiles . . . "	—	—	—	—	—	—	45	2,453	1,303	2,217
Total of Textiles . . . "	—	—	—	—	—	34,25,03,320	29,42,76,473	30,35,07,516	35,39,43,363	32,93,16,347

TRADE AT CHIEF PORT
BOMBAY

(98)

No. 12—continued
IMPORTS—continued

PRINCIPAL AND OTHER ARTICLES	QUANTITY					VALUE				
	1924-25	1925-26	1926-27	1927-28	1928-29	1924-25	1925-26	1926-27	1927-28	1928-29
						₹	₹	₹	₹	₹
BOMBAY—continued										
BOMBAY (CHIEF PORT)—continued										
Tobacco—										
Unmanufactured Lbs.	145,834	44,188	31,667	49,110	19,849	1,68,699	60,777	58,744	56,765	18,542
Manufactured—										
Cigars	17,294	14,714	11,152	17,624	15,838	67,200	74,060	60,501	89,591	77,599
Cigarettes	564,697	665,360	1,194,302	1,069,466	795,888	25,68,095	42,06,249	71,87,788	59,60,839	33,58,368
Tobacco for pipes and cigarettes	62,602	64,935	68,821	50,707	42,579	2,64,111	3,24,182	3,54,085	2,81,178	1,88,027
Other sorts	2,359	12,794	10,221	22,981	10,648	10,179	52,077	55,448	51,478	43,630
Total of Tobacco	792,846	891,841	1,306,168	1,208,838	858,797	30,78,814	47,17,845	76,66,566	63,89,846	36,82,112
Toilet requisites (not specified elsewhere) Value	—	—	—	—	—	16,41,115	18,05,453	21,06,849	22,35,192	21,82,721
Toys and requisites for games and sports, including fishing tackle—										
Toys	—	—	—	—	—	20,79,867	15,57,996	18,38,539	20,19,420	21,83,327
Requisites for games and sports (excluding firearms, etc.)—										
Playing cards	—	—	—	—	—	3,04,822	3,02,410	3,57,488	4,51,772	3,42,419
Other sorts	—	—	—	—	—	2,30,901	2,01,802	2,24,460	2,68,328	2,96,976
Total of Toys, etc.	—	—	—	—	—	26,24,590	20,62,208	24,20,487	27,89,520	27,71,622
Umbrellas and Umbrella-fittings—										
Umbrellas, complete, including parasols and sunshades . No.	83,630	88,723	83,038	59,197	71,081	2,72,011	3,12,381	2,59,932	1,87,808	2,34,068
Umbrella fittings Value	—	—	—	—	—	9,40,246	7,10,780	9,41,884	10,58,592	12,35,081
Total of Umbrellas, etc.	—	—	—	—	—	12,12,257	10,23,161	12,01,816	12,40,895	15,69,176
Vehicles, excluding locomotives, etc., for railways—										
Carriages and carts not mechanically propelled and parts thereof (excluding railway carriages, trucks, etc.)—										
Carriages and carts not mechanically propelled (excluding railway carriages, trucks, etc.) No.	663	1,127	755	434	342	1,14,437	1,54,600	1,09,232	96,664	99,792
Parts of carriages and carts (excluding rubber tyres) Value	—	—	—	—	—	2,29,215	1,29,613	1,14,160	1,10,837	82,537
Perambulators and children's go-carts . No.										
Perambulators and children's go-carts . No.	2,657	2,670	2,965	3,227	4,294	87,848	95,224	1,02,186	95,526	1,32,155
Parts of perambulators and children's go-carts . Value	—	—	—	—	—	600	768	6,009	1,371	8,694
Cycles (other than motor cycles) and parts thereof and accessories—										
Cycles imported entire or in sections . No.										
Cycles imported entire or in sections . No.	20,133	25,767	33,338	37,113	46,261	11,55,370	11,65,286	14,55,961	14,14,393	16,83,418
Parts of cycles and accessories (excluding rubber tyres) Value	—	—	—	—	—	12,00,829	14,71,155	12,56,574	12,03,826	14,23,939
Mechanically propelled vehicles (excluding railway locomotives and tractors)—										
Aircrafts No.										
Aircrafts No.	—	—	1	—	6	—	—	4,880	—	70,712
Parts of aircraft Value	—	—	—	—	—	37,685	3,596	5,682	1,678	87,956
Carriages and parts for Railways (b)										
Wagons and parts thereof (b)	—	—	—	—	—	—	—	—	—	36,29,369
Motor cars (including taxi cabs) No.	3,587	3,663	3,573	4,023	6,705	89,27,836	96,24,196	95,13,494	1,11,63,746	1,48,61,596
Motor cycles (including scooters)	313	330	283	332	323	2,07,441	2,01,460	1,72,685	1,95,439	1,97,900
Motor Omnibuses, motor van and motor lorries—	697	—	—	—	—	12,94,867	—	—	—	—
Imported with bodies (a) No.	—	368	503	944	1,622	—	7,84,091	10,67,484	16,63,015	22,04,185
Chassis (a)	—	958	1,068	1,067	2,632	—	14,31,894	18,78,534	16,42,868	40,53,190
Parts of mechanically propelled vehicles and accessories other than of aircrafts (including rubber tyres) Value										
Parts of mechanically propelled vehicles and accessories other than of aircrafts (including rubber tyres) Value	—	—	—	—	—	19,91,531	25,58,752	31,88,009	36,28,324	49,64,978
Ships, parts of (including launches and boats)										
Ships, parts of (including launches and boats)	—	—	—	—	—	86,830	1,18,404	1,05,120	5,23,518	81,068
Total of Vehicles, excluding locomotives, etc.	—	—	—	—	—	1,53,33,644	1,77,44,034	1,89,79,369	2,17,61,205	2,38,40,223

(a) Separately recorded from 1925-26.
(b) Shown under Railway plant and rolling stock returns.

No. 12—continued
IMPORTS—continued

PRINCIPAL AND OTHER ARTICLES	QUANTITY					VALUE				
	1924-25	1925-26	1926-27	1927-28	1928-29	1924-25	1925-26	1926-27	1927-28	1928-29
BOMBAY—continued						R	R	R	R	R
BOMBAY (CHIEF PORT)—continued										
Wax of all kinds, other than paraffin wax (excluding candles) . Cwts.	2,128	1,891	1,389	1,426	1,810	1,05,880	58,725	73,020	75,339	68,075
Wood and Timber—										
Deal and pine wood . . C. Tons	4,715	5,884	5,800	4,582	5,480	8,08,676	6,85,936	7,07,014	4,64,453	5,42,004
Jarrah wood	1,099	83,899
Teak wood	11,589	7,913	7,321	10,409	11,556	14,28,241	11,42,106	11,60,755	15,98,663	17,61,217
Other timber	11,435	7,27,675
Flitwood . . . Tons	10	..
Sandal wood	359	373	823	359	471	2,11,607	2,16,185	2,01,088	1,90,799	2,06,293
Sleepers of wood*	344	45,278
Other kinds of Ornamental wood . . Value	44,088
Other kinds of wood and timber	10,58,391	15,49,474	17,48,524	13,16,595
Manufactures of wood, other than furniture and cabinetware	2,04,930	4,02,884	4,15,806	4,06,591	4,70,087
Total of Wood and Timber	29,20,272	35,05,452	40,24,182	44,64,050	44,25,378
Postal articles not specified	1,40,53,162	1,40,00,399	1,45,21,951	1,58,91,124	1,68,28,443
All other articles of merchandise—										
Unmanufactured	3,92,148	4,94,010	5,48,699	4,00,814	2,72,862
Manufactured	30,40,995	22,81,181	20,02,977	19,77,246	27,40,493
GRAND TOTAL (exclusive OF GOVERNMENT STORES)	87,37,89,045	78,98,13,987	76,85,18,040	86,36,15,138	84,11,73,697

GOVERNMENT STORES.

PRINCIPAL AND OTHER ARTICLES	QUANTITY					VALUE				
	1924-25	1925-26	1926-27	1927-28	1928-29	1924-25	1925-26	1926-27	1927-28	1928-29
BOMBAY—continued						R	R	R	R	R
BOMBAY (CHIEF PORT)—continued										
Apparel (including drapery, uniforms and accoutrements but excluding hosiery) . . . Value	1,48,482	1,08,235	88,612	83,888	1,24,365
Arms, ammunition, and military stores—										
Viro-arms, and parts thereof	4,28,651	2,31,476	2,98,540	3,73,197	20,01,557
Other sorts	14,99,217	14,86,109	7,21,137	9,76,352	7,38,836
Total of Arms, etc.	19,27,908	17,16,585	10,19,677	13,49,449	28,80,403
Building and Engineering materials other than of iron, steel or wood—										
Bricks and Tiles—										
Fire Bricks No.	..	8,975	12,898	3,294	131,185	..	1,025	2,827	711	25,499
Others Value	7,775	23,951	27,564	1,20,606	29,020
Total of Buildings, etc.	7,775	24,977	30,391	1,21,317	54,519
Chemicals	1,86,035	2,69,678	3,82,611	2,10,083	1,95,762
Drugs, Medicines, and Narcotics—										
Drugs	16,522	17,251	1,241	4,359	6,377
Medicines and Narcotics	78,537	88,134	94,000	78,555	98,301
Total of Drugs, Medicines, and Narcotics	95,109	1,05,385	95,250	82,914	1,04,678
Earthenware and Porcelain—										
Earthenware including pipes Value	3,863	27,361	4,182	13,425	57,916
Porcelain	208	1,019	12,496	1,500	34
Total of Earthenware, etc.	4,060	28,380	16,678	14,925	57,950
Glass and glassware—										
Bottles and Phials Gross	381	1,727	715	1,987	1,995	11,201	29,632	31,977	35,352	88,422
Other Glassware Value	1,15,521	92,410	1,07,196	98,979	82,012
Total of Glassware	1,26,722	1,21,042	1,39,173	1,34,331	1,20,434

* Transferred from " Railway plant and Rolling Stock " which ceases to be a separate head from 1928-29.

TRADE AT CHIEF PORT
BOMBAY

(100)

No. 13—continued
IMPORTS—continued

GOVERNMENT STORES—continued

PRINCIPAL AND OTHER ARTICLES	QUANTITY					VALUE				
	1924-25	1925-26	1926-27	1927-28	1928-29	1924-25	1925-26	1926-27	1927-28	1928-29
BOMBAY—continued										
BOMBAY (CHIEF PORT)—continued										
Hardware and Cutlery, including agricultural implements and plated-ware	—	—	—	—	—	6,10,715	4,33,466	6,29,133	4,99,183	5,87,584
Instruments, Apparatus and Appliances, and parts thereof—										
Photographic	—	—	—	—	—	7,539	57,301	26,752	14,385	41,929
Other kinds (including scientific and philosophical)	—	—	—	—	—	11,01,635	12,26,049	9,67,888	24,14,773	37,98,192
Total of Instruments, etc.	—	—	—	—	—	11,09,224	12,83,350	9,94,590	24,29,158	38,39,221
Leather—										
Unwrought Cwts.	5	81	100	290	24	1,302	23,306	29,311	41,485	11,491
Manufactures—										
Saddlery and harness	—	—	—	—	—	25	11,864	7,430	560	4,371
Other sorts (excluding boots and shoes)	—	—	—	—	—	1,821	16,426	49,645	11,606	7,813
Total of Leather	—	—	—	—	—	3,148	51,096	86,386	53,651	23,555
Machinery and Mill-work—										
Prime movers—										
Locomotive engines and tender and parts thereof	—	—	—	—	—	—	—	—	—	37,67,907
Steam-engines and parts (other than locomotives)	—	—	—	—	—	5,895	53,568	48,242	39,850	4,67,745
Other sorts of machinery	—	—	—	—	—	6,20,427	29,84,778	34,30,075	68,12,733	1,82,05,950
Total of Machinery, etc.	—	—	—	—	—	6,25,322	30,68,346	34,78,317	68,52,583	2,24,41,605
Metals and Ores—										
Brass, Bronze, and similar alloys, and manufactures thereof, wrought Cwts.	513	492	592	686	173	52,774	49,415	36,810	50,595	10,348
Copper—										
Unwrought	—	4	4,036	3,202	2,799	—	900	1,87,604	1,37,265	1,20,163
Wrought	73	1,112	4,384	899	2,906	6,575	76,486	2,61,116	51,331	1,64,585
Total of Copper	73	1,116	8,420	4,101	5,705	6,575	77,386	4,48,720	1,88,596	2,84,733
Steel—										
Bars and Channels Tons	20	430	331	1,764	570	4,579	63,496	52,466	2,38,322	83,441
Cast	40	44	22	6	11	51,676	45,071	41,474	5,324	10,25
Total of Steel	60	474	403	1,770	581	56,255	1,08,567	94,940	2,44,146	93,69
Iron or steel—										
Hoops and strips	60	21	3	15	30	20,848	4,368	9,870	2,298	7,283
Nails, Screws, Rivets, and washers	30	80	16	142	155	9,735	25,293	26,549	29,592	33,034
Nails and fish plates	—	4,659	155	9,019	4,001	—	6,38,985	30,637	12,38,667	6,38,163
Sheets and plates, (including galvanized and tinned plates)	618	1,201	789	1,551	514	1,81,728	2,02,396	1,53,448	4,19,077	1,59,815
Sleepers and keys of steel or iron	—	—	—	—	27,570	—	—	—	—	25,68,291
Wire	336	499	361	481	393	77,292	99,758	57,005	83,847	80,050
Other manufactures of iron or steel	2,078	4,534	1,959	3,531	6,510	3,47,473	9,90,118	6,11,738	10,86,565	21,40,200
Total of Iron or steel	3,123	10,994	3,458	14,739	39,178	10,37,076	19,59,928	8,99,242	23,55,046	56,25,834

* Transferred from " Railway plant and Rolling Stock " which ceases to be a separate head from 1928-29.

No. 12—continued
IMPORTS—continued

GOVERNMENT STORES—continued

PRINCIPAL AND OTHER ARTICLES	QUANTITY					VALUE				
	1924-25	1925-26	1926-27	1927-28	1928-29	1924-25	1925-26	1926-27	1927-28	1928-29
BOMBAY—continued										
BOMBAY (CHIEF PORT)—continued										
Metals and Ores—continued										
Tin—										
Unwrought (blocks, ingots, bars and slabs) . . . Cwts.	..	278	..	648	300	40	52,513	..	1,19,098	56,340
Wrought (including plates or sheets not being tinned iron), ^a	50	19	184	..	98	1,254	388	21,715	92	11,676
Total of tin . . . "	50	297	184	648	458	1,308	52,900	21,715	1,19,190	68,016
Metals and Ores, unenumerated . . . "	836	1,639	3,290	6,008	3,742	58,744	49,767	1,06,106	3,24,357	76,362
Total of Metals and Ores Tons	3,256	11,648	4,488	17,081	40,258	12,57,780	22,97,868	16,07,833	37,82,030	61,61,992
Paper and Pasteboard—										
Paper—										
Printing paper . . . Cwts.	371	1,278	3,444	2,678	6,069	19,478	59,463	1,50,218	2,14,772	8,10,264
Writing paper and envelopes . . . "	4	4,207	6,058	14,847	9,921	370	1,18,722	3,28,560	7,79,125	6,94,264
Other kinds of paper . . . "	5,037	4,226	4,175	5,125	1,626	68,518	2,36,438	1,59,286	2,35,656	72,598
Pasteboard, Millboard, and Cardboard of all kinds . . . "	1,003	14,624	12,490	24,870	25,978	7,163	2,74,546	2,24,196	4,07,908	4,34,543
Total of Paper, etc. . . "	6,415	24,394	26,167	47,520	43,594	95,529	6,89,169	3,62,256	16,37,456	20,11,668
Printing and Litho- graphing materials (excluding paper) . . . Value	—	—	—	—	—	46,404	4,28,901	2,42,580	4,98,430	1,19,788
Railway plant and Rolling-stock— ^a										
Carriages and parts thereof . . . Value	—	—	—	—	—	—	20,18,504	44,50,327	25,97,374	—
Wagons and parts thereof . . . "	—	—	—	—	—	—	24,05,907	3,24,190	2,42,506	—
Locomotive Engines and tenders and parts thereof . . . "	—	—	—	—	—	..	13,19,173	9,31,262	31,18,080	—
Materials for construction—										
Balls and fishplates of steel and iron Tons	—	—	—	—	—	—
Sleepers and keys of steel or iron . . . "	..	11,090	3,178	63,709	—	..	14,10,597	10,80,436	66,35,810	—
Sleepers of wood . . . "	..	7,858	3,389	16,925	—	..	16,48,351	5,71,039	6,54,007	—
Other sorts . . . "	..	355	438	1,429	—	..	1,85,789	1,84,438	4,13,377	—
Total of Railway plant, etc. . . Value	—	—	—	—	—	..	89,85,321	75,21,600	1,36,60,986	—
Stationery (excluding paper) . . . "	—	—	—	—	—	11,48,147	12,23,835	11,97,512	7,89,702	65,198
Textiles—										
Cotton—										
Manufactures—										
Piece-goods—										
Grey (unbleached) Yards	20,000	3,338	46,780	2,504	—	3,847	878	7,837	1,046	—
White (bleached) . . . "	151,124	..	2,636	5,986	747	1,35,770	..	2,217	3,054	461
Coloured, printed or dyed . . . "	5,600	60,208	25,623	215,649	483	10,584	17,055	7,976	84,873	1,362
Other sorts of manufactures (including handkerchiefs and shawls in the piece) . . . Value	—	—	—	—	—	46,127	7,517	29,143	25,939	39,643
Total of Cotton . . . "	—	—	—	—	—	1,96,328	26,350	47,173	1,14,912	41,462

^a Discontinued from 1928-29.
^b Same as recorded from 1925-26.

TRADE AT CHIEF PORT
BOMBAY

(102)

No. 12—continued
IMPORTS—concluded

GOVERNMENT STORES—concluded

PRINCIPAL AND OTHER ARTICLES	QUANTITY					VALUE				
	1924-25	1925-26	1926-27	1927-28	1928-29	1924-25	1925-26	1926-27	1927-28	1928-29
BOMBAY—continued						₹	₹	₹	₹	₹
BOMBAY (CHIEF PORT)—continued										
Textiles—continued										
Flax—										
Manufactures—										
Canvas . . . Yards	..	25,986	32,183	23,651	21,504	..	48,098	60,240	42,004	31,426
Piece-goods . . . "	13,792	21,171	828	3,352	45	26,120	52,226	482	6,152	248
Other sorts (in- cluding bags and sacks) . . . Value	—	—	—	—	—	68,590	5,758	11,242	30,116	31,775
Total of Flax . . . "	—	—	—	—	—	94,710	1,06,082	71,964	78,272	63,449
Wool—										
Manufactures—										
Piece-goods . . . Yards	78,733	973	3,304	23,822	12,265	68,280	5,684	9,752	92,280	13,157
Other sorts . . . Lbs.	9,953	9,672	9,387	5,327	5,304	9,755	12,417	26,726	11,575	12,300
Total of Wool . . . Value	—	—	—	—	—	78,035	18,101	36,478	1,03,855	25,411
Total of Textiles . . . "	—	—	—	—	—	3,64,073	1,50,538	1,55,616	2,97,019	1,30,332
Vehicles, excluding loco- motives, etc., for railways—										
Carriages and carts (excluding railway carriages), and parts thereof . . . Value	—	—	—	—	—	42,51,731	24,42,533	7,264	16,588	—
Protected "	—	—	—	—	—	—	—	—	—	6,263
Not protected "	—	—	—	—	—	—	—	—	—	8,367
Carriages and parts for Railways* "	—	—	—	—	—	—	—	—	—	4,35,678
Wagons and parts for Railways* "	—	—	—	—	—	—	—	—	—	1,29,451
Other kinds "	—	—	—	—	—	79,006	7,73,511	7,38,627	15,57,849	33,49,968
Total of Vehicles, etc. "	—	—	—	—	—	48,30,737	32,20,844	7,45,891	15,74,437	44,29,747
All other articles—										
Unmanufactured "	—	—	—	—	—	20,097	21,81,445	29,91,780	20,46,028	24,66,422
Manufactured "	—	—	—	—	—	9,87,001	10,82,101	15,25,471	11,42,604	11,39,228
GRAND TOTAL OF GOVERNMENT STORES "	—	—	—	—	—	1,30,39,714	2,74,70,555	2,38,65,094	3,72,59,075	4,68,54,731

ABSTRACT (PRIVATE MERCHANDISE)

PRINCIPAL AND OTHER ARTICLES	QUANTITY					VALUE				
	1924-25	1925-26	1926-27	1927-28	1928-29	1924-25	1925-26	1926-27	1927-28	1928-29
Cotton Manufactures Value	—	—	—	—	—	₹	₹	₹	₹	₹
Liquors "	—	—	—	—	—	17,50,15,247	15,10,81,205	13,02,23,375	14,99,81,045	16,28,59,544
Metals and Ores (ex- cluding Hardware and Cutlery) "	—	—	—	—	—	1,03,64,999	96,15,110	1,04,67,420	99,80,996	94,35,716
Other articles, except Salt "	—	—	—	—	—	9,72,92,908	8,48,57,589	7,05,30,948	7,91,62,861	7,99,45,371
Total "	—	—	—	—	—	59,10,80,194	54,37,35,776	55,72,48,871	702,44,47,142	58,68,93,978
Salt "	—	—	—	—	—	37,37,54,343	78,92,89,680	76,84,75,614	86,35,77,544	84,11,34,603
GRAND TOTAL "	—	—	—	—	—	96,48,34,537	133,30,25,456	132,57,24,485	158,80,24,686	143,00,28,581

* Transferred from Railway plant and rolling stock which ceases to be a separate head from 1928-29.

No. 12—continued

EXPORTS

INDIAN MERCHANDISE

PRINCIPAL AND OTHER ARTICLES	QUANTITY					VALUE				
	1924-25	1925-26	1926-27	1927-28	1928-29	1924-25	1925-26	1926-27	1927-28	1928-29
BOMBAY—continued										
BOMBAY (CHIEF PORT)—continued										
Apparel (including drapery, uniforms, accoutrements, but excluding hosiery and boots and shoes) Value	—	—	—	—	—	6,90,778	2,60,384	2,64,222	3,60,183	2,34,370
Art. works of . . . "	—	—	—	—	—	49,207	64,165	1,80,396	1,14,772	95,858
Books, printed, and matter (not being stationery), including maps and charts Cwts.	5,431	5,767	5,847	7,107	8,117	5,04,065	6,55,746	6,11,188	7,14,422	6,67,837
Boots and shoes Pairs	183,613	97,141	1,09,585	189,641	178,869	2,57,705	1,82,418	1,91,921	2,67,483	5,67,821
Bristles . . . Cwts.	2,211	2,014	1,702	1,894	1,854	15,30,270	11,27,675	6,61,561	7,87,927	7,73,187
Chaddies of all kinds. Lbs.	189,839	230,394	185,953	121,702	11,710	71,111	1,28,782	90,016	45,778	5,170
Caseln . . . Cwts.	10,965	14,846	12,108	10,641	13,360	2,82,296	4,02,488	4,63,527	4,80,245	4,90,857
Chemicals and chemical preparations, excluding chemical manures and medicines—Potassium compounds—Saltpetre . . . Cwts.	3,983	8,112	3,187	7,920	841	1,30,144	2,00,865	83,507	1,30,777	16,075
Other sorts . . . "	—	—	—	—	34	—	—	—	—	640
Others . . . Value	—	—	—	—	—	21,268	32,604	80,796	37,221	52,917
Total of Chemicals, etc. . . "	—	—	—	—	—	1,51,412	2,33,469	1,64,303	2,17,998	69,632
Coal and Coke—Coal . . . Tons	—	21	2,795	25	3	3	1,761	53,173	1,350	50
Coke . . . "	10	102	87	15	17	720	5,712	4,778	678	720
Total Coal and Coke . . . "	10	123	2,882	40	20	723	7,473	62,951	2,028	770
Coffee . . . Cwts.	8,588	8,779	4,457	6,154	3,661	6,33,034	7,01,006	4,12,858	5,01,850	3,23,894
Colr—Unmanufactured Tons	12	1	3	8	3	2,474	107	840	2,413	1,923
Manufactured (excluding rope) . . . "	186	192	155	193	160	30,622	90,711	74,790	96,260	83,618
Total of Colr . . . "	198	193	158	201	163	33,096	90,818	75,630	98,673	85,540
Drugs and Medicines (excluding chemicals and narcotics) value	—	—	—	—	—	5,13,468	5,00,105	3,65,298	3,92,841	5,50,585
Dyeing and Tanning substances—Indigo . . . Cwts.	117	106	64	16	—	37,236	26,467	17,190	3,540	—
Myrobalans . . . "	877,840	564,625	744,385	890,643	514,379	47,54,651	35,39,322	39,52,188	52,93,443	32,17,638
Turmeric . . . "	36,946	66,512	36,836	35,104	35,000	13,26,431	21,08,191	9,75,345	8,73,922	9,61,056
Others . . . "	3,473	7,007	6,741	5,922	5,543	1,52,290	2,50,436	2,00,976	1,62,856	2,21,169
Total of Dyeing and Tanning substances . . . "	917,381	640,250	788,576	931,885	534,822	62,70,658	59,24,416	51,45,649	63,33,766	43,99,913
Fish (excluding canned fish)—Fish, dry, unsalted . Cwts.	5,473	5,587	4,233	9,722	3,544	1,78,753	1,60,023	1,22,369	2,99,113	2,40,787
" " salted . . . "	560	45	—	141	291	18,107	1,094	—	2,320	6,535
Fishmaws and shark-fins . . . "	4,039	3,617	3,692	2,989	2,361	3,62,554	7,55,112	7,57,610	5,95,409	3,85,254
Total of Fish . . . "	10,177	9,249	7,925	12,852	11,636	10,59,414	9,25,240	8,79,979	3,96,842	6,32,576

TRADE AT CHIEF PORT
BOMBAY

(104)

No. 12—continued
EXPORTS—continued

INDIAN MERCHANDISE—continued

PRINCIPAL AND OTHER ARTICLES	QUANTITY					VALUE				
	1924-25	1925-26	1926-27	1927-28	1928-29	1924-25	1925-26	1926-27	1927-28	1928-29
BOMBAY—continued										
BOMBAY (CHIEF PORT)—continued										
Fodder, Bran, and Pollards (excluding oil-cake)—										
Other sorts of Bran and pollards . . . Tons	3,619	2,401	1,305	3,199	1,848	4,32,696	2,92,373	1,86,451	3,73,680	2,73,270
Other sorts of fodder . . . "	246	2	3	4	15	21,639	231	1,000	206	1,900
Total of Fodder, etc. . . "	4,065	2,403	1,308	3,203	1,863	4,54,335	2,92,604	1,87,451	3,73,886	2,75,170
Fruits and Vegetables—										
Freshfruits and vegetables—										
Fresh fruits—										
Coconuts . . . No.	206,477	128,200	122,075	130,813	111,315	19,801	10,914	11,558	12,312	10,158
Others . . . Value	—	—	—	—	—	1,21,410	1,36,636	99,497	1,21,398	1,41,742
Fresh vegetables of all kinds—										
Onions . . . Cwts.	122,419	180,815	258,895	232,819	301,051	6,38,859	9,01,998	12,77,903	13,61,666	12,63,346
Other kinds . . . Value	—	—	—	—	—	97,980	1,44,160	64,391	1,26,928	1,09,310
Fruits and vegetables : dried, salted, or preserved, all sorts . . . Tons	1,332	2,704	1,499	1,795	1,285	6,96,333	9,34,862	5,92,245	7,07,308	5,09,916
Total of Fruits, etc. Value	—	—	—	—	—	15,74,383	21,25,570	20,46,094	23,29,672	20,34,472
Furniture and Cabinetware . . . "										
Glass and glassware . . . "	—	—	—	—	—	2,37,754	2,75,473	3,21,364	3,15,312	1,94,247
Grain, Pulse and Flour—										
Barley . . . Tons	10,532	1,278	533	767	2,673	13,48,074	1,76,180	1,17,558	1,15,269	4,30,784
Jowar and bajra . . . "	1,634	7,030	14,124	18,866	41,973	2,52,203	11,42,403	18,99,700	32,10,279	66,32,173
Maise . . . "	3,089	611	15	88	305	3,42,686	84,336	2,575	13,754	40,690
Pulses—										
Beans . . . "	2,350	279	193	203	193	3,01,692	53,104	46,323	50,960	49,273
Gram . . . "	6,412	4,299	3,037	3,192	3,416	10,23,603	8,88,512	7,23,631	7,34,963	8,00,267
Legh (Masur) . . . "	5,554	15,632	9,999	9,930	11,471	10,46,353	33,40,379	19,88,072	19,05,519	23,21,714
Other sorts . . . "	5,741	3,967	1,673	2,090	3,361	12,67,277	9,93,513	4,55,300	5,43,306	10,25,586
Rice not in the husk—										
Bolled rice . . . "	33	120	13	132	137	3,932	23,725	3,000	43,065	34,690
Cleaned rice . . . "	14,990	26,041	15,372	18,426	15,197	33,87,303	61,92,397	42,39,220	46,23,299	39,89,764
Broken cleaned rice . . . "	7	606	92	326	1,348	3,000	1,23,944	15,330	1,70,777	2,84,300
Other sorts . . . "	24	19	39	359	197	7,497	7,517	29,477	1,21,306	67,640
Total of Rice not in the husk . . . "	15,059	26,730	15,666	19,793	16,879	39,01,737	63,47,538	42,87,527	49,58,447	42,76,264
Rice-flour and ground rice . . . "	212	18	21	644	457	27,979	3,749	4,604	1,23,110	81,033
Wheat . . . "	53,347	42,030	6,333	1,336	3,652	96,93,173	79,16,310	11,71,966	5,11,441	7,55,421
" flour . . . "	24,033	21,733	21,377	22,100	18,152	57,52,551	55,47,869	52,90,103	52,14,903	44,33,667
Others . . . "	474	1,019	644	315	1,513	94,231	1,35,245	1,42,992	1,80,397	3,02,795
Total of Grain, Pulse and Flour . . . "	133,597	1,24,776	74,095	80,344	104,775	2,50,57,544	2,66,90,033	1,61,23,356	1,75,62,868	2,11,69,666
Gums and Resins—										
Arabic . . . Cwts.	7,702	11,604	3,134	9,475	5,069	2,06,300	2,69,766	2,15,610	2,77,271	1,80,317
Others . . . "	17,343	32,740	21,613	35,045	39,269	4,63,132	3,66,273	3,50,015	13,34,942	15,51,301
Total of Gums and Resins . . . "	25,050	44,344	29,752	44,520	44,338	6,69,432	11,36,039	10,65,625	16,62,213	17,37,618
Hardware, and Cutlery, including plated-ware . . . Value										
	—	—	—	—	—	4,36,631	4,30,406	3,56,213	4,59,680	3,90,425

No. 12—continued
EXPORTS—continued

INDIAN MERCHANDISE—continued

PRINCIPAL AND OTHER ARTICLES	QUANTITY					VALUE					
	1924-25	1925-26	1926-27	1927-28	1928-29	1924-25	1925-26	1926-27	1927-28	1928-29	
BOMBAY—continued											
BOMBAY (CHIEF PORT)—continued											
Hides and Skins, raw—											
Hides, raw—											
Buffalo hides	{ Tons 16	23	58	202	317	21,818	34,021	64,406	2,95,770	5,39,455	
	{ =No. -1,481	-5,900	-6,647	-24,897	-45,348						
Cow hides	{ Tons 89	883	840	370	1,327	92,483	6,64,012	5,07,206	6,43,817	28,25,850	
	{ =No. -12,127	-98,121	-74,166	-85,275	-3,12,106						
Gulf skins—											
Buffalo calf skins	{ Tons	1	1,718	..	
	{ =No.	=400	..						
Cow calf skins	{ Tons ..	6	..	2	1	..	12,250	1,110	3,852	3,220	
	{ =No. ..	=3,820	=300	1,600	1,683						
Total of Hides, raw	{ Tons 55	417	898	575	1,675	1,18,801	7,10,283	5,72,811	9,44,657	33,68,555	
	{ =No. -13,608	-102,931	-81,118	-112,172	-359,132						
Kos, raw—											
Goat skins	{ Tons 3,268	3,961	4,561	4,093	4,791	42,33,591	54,43,221	64,99,422	63,25,766	81,57,240	
	{ =No. -2,438,515	-2,909,539	-3,301,673	-3,254,629	-3,997,822						
Sheep skins	{ Tons 124	8	..	20	31	2,65,160	13,908	90	40,778	79,119	
	{ =No. -199,027	-7,695	=36	-32,569	-50,425						
Other skins	{ Tons 10	10	15	82	56	1,30,738	1,22,803	1,46,123	3,04,738	5,64,333	
	{ =No. -45,427	-23,002	-69,895	-307,727	-223,033						
Total of Skins, raw	{ Tons 3,402	3,979	4,576	4,195	4,878	46,84,489	55,84,932	66,45,640	71,71,282	88,00,692	
	{ =No. -2,682,969	-2,945,236	-3,461,574	-3,594,935	-4,271,980						
Settings of hides and skins (raw)	Tons	..	123	69	7	30,780	13,090	1,750	
Total of Hides and skins, raw	Tons	3,457	4,995	5,096	4,839	6,560	47,98,290	62,95,215	72,49,231	81,29,029	1,21,70,997
Horns, tips and pieces of horn	Owts.	11,811	10,392	8,468	9,305	5,750	2,27,883	2,68,444	2,07,950	2,28,329	1,51,248
Instruments, apparatus and appliances and parts thereof—											
Musical	Value	—	—	—	—	—	3,676	38,823	81,370	74,471	76,644
Other kinds	Value	—	—	—	—	—	1,437	12,675	13,959	62,806	62,918
Total of Instruments, Apparatus, etc.	Value	—	—	—	—	—	10,113	51,498	95,329	1,37,277	1,39,562
Jewellery (excluding imitation jewellery and precious stones and pearls, uncut), also plate of gold and silver—											
Jewellery	Value	—	—	—	—	—	1,250	6,82,250	2,100	15,900	—
Plate of gold and silver	Value	—	—	—	—	—	78,430	17,457	49,070	29,041	15,141
Total of Jewellery, etc.	Value	—	—	—	—	—	79,680	6,99,707	51,170	44,941	15,141
Kapok†	Owts.	—	12,161	15,755	9,260	6,228	—	7,49,178	3,99,052	4,36,194	2,47,475
Lac—											
Stick	Value	2,695	4,044	5,285	2,12,818	2,97,485	3,46,570
Other kinds (excluding Lac-dye),	Value	52	13	176	415	1,343	6,123	2,520	6,696	24,961	60,845
Total of Lac	Value	52	13	2,872	4,459	6,628	6,123	2,520	2,19,514	3,22,446	4,07,415
Leather—											
Hides, tanned or dressed—											
Buffalo hides	{ Tons 117	102	125	84	107	3,40,245	2,32,223	2,65,632	1,78,450	2,28,329	
	{ =No. -13,381	-17,107	-18,001	-13,302	-15,497						
Cow hides	{ Tons 1,206	800	774	1,439	1,074	48,68,762	33,60,914	23,43,526	51,00,069	41,59,194	
	{ =No. -393,406	-237,320	-263,905	-473,856	-3,58,436						
Gulf skins—											
Buffalo calf skins	{ Tons 36	5	8	11	8	1,93,011	24,200	33,301	65,367	33,510	
	{ =No. -39,647	2,692	9,265	-10,879	-5,460						
Cow calf skins	{ Tons 59	47	38	80	28	2,74,236	2,53,308	2,10,742	4,02,242	1,71,368	
	{ =No. -93,399	-59,952	-57,935	-82,234	-27,140						
Other hides	{ Tons 1	1	20,360	..	100	..	2,250	
	{ =No. -301	..	=50	..	241						
Total of Hides, etc.	{ Tons 1,419	954	945	1,614	1,218	56,96,614	38,90,845	33,58,301	57,46,128	46,00,141	
	{ =No. -545,134	-366,571	-349,156	-585,271	-406,808						

* Figures prior to 1925-26 include "Hornmeal."
† For figures prior to 1925-26 vide page 109.

INDIAN MERCHANDISE—continued

PRINCIPAL AND OTHER ARTICLES	QUANTITY					VALUE				
	1924-25	1925-26	1926-27	1927-28	1928-29	1924-25	1925-26	1926-27	1927-28	1928-29
BOMBAY—continued										
BOMBAY (CHIEF PORT)—continued										
Leather—continued										
Skins, tanned or dressed—										
Goat skins	Tons 544	303	542	650	528	26,72,162	19,54,231	30,03,420	34,82,132	33,72,00 ³
	=No. =1,135,804	=798,420	=1,264,242	=1,472,936	=1,207,144					
Sheep skins	Tons 286	256	235	264	254	11,05,263	12,00,847	12,00,078	14,01,946	15,15,90 ⁶
	=No. =514,064	=535,825	=578,227	= 643,850	=540,725					
Other skins	Tons 5	7	5	11	20	43,323	1,16,769	63,908	1,69,720	2,66,06 ³
	=No. =24,076	=21,053	=25,174	=132,314	=168,368					
Total of Skins, etc.	Tons 785	626	782	925	802	39,11,748	33,70,847	43,57,406	50,73,858	51,54,08 ⁷
	=No. =1,673,964	=1,355,307	=1,877,643	=2,249,450	=1,985,237					
Unwrought	Cwts. 1,763	2,066	2,236	2,410	2,362	2,32,902	3,50,165	3,65,747	3,91,029	4,23,33 ⁷
Manufactures (excluding boots and shoes)—										
Bags, trunks, travelling requisites	Value —	—	—	—	—	28,822	55,428	46,478	47,077	57,83 ⁷
Saddlery and harness	—	—	—	—	—	17,401	72,730	19,805	7,766	26,47 ¹
Other sorts	—	—	—	—	—	93,214	96,177	84,425	1,43,184	1,24,62 ⁴
Total of Leather	—	—	—	—	—	99,80,701	78,35,992	82,32,217	1,14,09,642	1,03,86,50 ⁷
Manures—										
Bones—										
Crushed	Tons 6,484	3,855	4,084	5,626	2,874	8,13,404	4,65,251	4,99,174	7,03,000	3,68,10 ²
Uncrushed	—	—	—	—	5	—	—	—	—	30 ⁰
Bone meal	4,382	5,794	4,688	5,155	3,686	4,98,250	6,28,803	5,24,244	5,88,621	4,07,52 ¹
Fish Manures	54	—	—	351	520	13,605	—	—	48,487	30,08 ⁸
Others	450	205	375	303	800	94,093	34,802	67,425	70,039	1,41,20 ⁶
Total of Manures	11,370	9,854	9,142	11,435	7,945	14,19,352	11,28,856	10,90,843	14,10,697	9,92,30 ⁸
Metals and Ores—										
Brass, Bronze, and similar alloys—										
Wrought	Cwts. 1,854	2,408	2,556	3,423	3,500	4,22,339	4,89,378	5,55,090	6,36,165	6,21,52 ³
Copper—										
Ore	Tons —	1	—	—	—	—	200	—	—	105
Wrought sheets and other manufactures	Cwts. 709	1,037	962	1,162	1,011	73,364	1,11,546	94,350	1,04,331	89,856
Ferro Manganese	Tons —	—	—	4,000	—	—	—	—	1,06,000	—
Iron or Steel—										
Ore	—	—	—	—	—	—	—	—	5	—
Pig	78	—	—	—	5	5,740	—	—	—	370
Manufactures—										
Anchors and cables	52	49	30	47	49	26,472	21,626	9,684	17,908	16,330
Bars and Channels	108	36	73	44	39	34,435	23,563	19,238	11,825	10,346
Nails, screws, rivets, and washers	176	156	161	154	135	1,07,094	76,430	71,540	67,429	62,959
Old for remanufacture	6,509	4,499	1,355	156	134	2,16,594	1,39,550	46,853	6,675	4,810
Others	99	52	72	50	49	39,334	20,585	23,218	15,014	20,744
Total of manufactures	7,004	4,842	1,691	451	408	4,23,869	3,31,804	1,70,533	1,18,351	1,15,689
Total of Iron or Steel (excluding ore)	7,082	4,842	1,691	451	411	4,29,609	3,31,804	1,70,533	1,18,351	1,16,059
Manganese ore	277,009	279,340	227,176	266,273	273,235	64,64,180	71,06,870	61,93,322	68,82,545	80,14,558
Ferruginous Manganese ore	—	—	—	3,350	1,960	—	—	—	2,50,500	58,800
Metals, unenumerated Cwts.	2,913	1,732	2,723	5,339	5,109	4,20,711	3,29,226	4,64,027	3,15,078	7,35,257
Ores	Tons 11,357	7,940	8,037	12,157	6,120	2,14,073	1,46,699	1,66,012	2,21,863	98,355
Total of Metals	7,356	5,101	3,003	950	892	13,51,023	12,61,954	12,84,650	16,74,475	15,52,695
Total of Ores	288,366	287,281	236,113	290,760	281,365	66,78,253	72,53,569	63,59,334	74,62,913	81,72,113
Total of Metals and Ores	295,722	292,382	239,116	291,710	282,257	80,29,276	85,15,523	76,43,984	91,37,388	97,24,813

No. 12—continued

EXPORTS—continued

INDIAN MERCHANDISE—continued

PRINCIPAL AND OTHER ARTICLES	QUANTITY					VALUE				
	1924-25	1925-26	1926-27	1927-28	1928-29	1924-25	1925-26	1926-27	1927-28	1928-29
BOMBAY—continued						R	R	R	R	R
BOMBAY (CHIEF PORT)—continued										
Mica—										
In blocks . . . Cwts.	71	22	4	—	—	11,425	5,158	4,055	—	—
In splittings . . . "	9	24	89	109	24	225	3,388	22,311	55,138	19,024
Total of Mica . . . "	80	46	94	109	24	11,650	8,496	26,366	55,138	19,024
Oils—										
Essential—										
Ginger grass . . . Gals.	395	168	611	321	417	13,555	7,499	24,493	13,825	12,950
Palma rosa . . . "	6,611	10,064	7,483	9,264	6,331	5,57,014	7,30,379	3,18,555	3,67,675	3,49,514
Sandal wood oil . . . "	19,418	12,385	14,558	14,419	15,567	30,51,478	17,54,727	20,64,200	20,53,158	24,19,132
Thymol . . . "	780	63	—	199	—	66,478	6,801	—	16,408	—
Other sorts . . . "	4,094	3,009	2,484	2,058	2,104	1,92,294	76,524	50,177	41,535	49,470
Total of Essential oils . . . "	31,298	25,639	25,136	26,261	25,419	38,78,817	25,75,930	24,57,425	24,92,601	28,37,060
Vegetable, non-essential—										
Castor . . . Gals.	2,291	1,284	2,403	141,597	285,608	7,657	3,925	6,635	3,20,846	5,81,886
Coconut . . . "	5,317	5,131	4,883	8,172	7,762	18,851	19,191	17,371	27,217	23,010
Groundnut . . . "	4,102	24,652	13,219	46,307	342,646	10,322	82,070	41,020	1,48,360	7,28,157
Sesamum (til or jinjili) . . . "	51,807	70,028	49,607	76,372	140,894	1,34,247	1,67,636	1,22,680	2,25,715	4,19,692
Others . . . "	4,735	10,362	5,434	6,207	3,765	15,027	28,545	17,596	18,993	12,420
Total of Vegetable, non-essential . . . "	68,252	111,457	75,546	278,745	730,675	1,86,104	3,01,367	2,05,802	7,41,131	17,70,165
Others . . . Value	—	—	—	—	—	10,695	740	4,364	4,936	3,554
Total of Oils . . . "	—	—	—	—	—	40,76,616	28,78,037	26,67,091	32,38,668	46,10,735
Oil-cakes—										
Castor cake . . . Tons	—	—	—	4	314	—	—	—	550	1,09,055
Coconut cake . . . "	—	—	—	8	292	—	—	—	2,000	52,500
Cotton cake . . . "	6	—	—	—	626	690	—	—	—	82,230
Groundnut cake . . . "	20,135	16,604	35,379	71,892	65,881	33,13,488	25,66,868	49,64,754	1,01,17,879	1,16,29,539
Linseed cake . . . "	8,614	10,966	23,369	30,952	47,192	14,16,355	17,32,440	37,19,948	40,34,535	61,29,967
Rape and Sesamum cake . . . "	625	796	66	128	1,155	1,03,342	1,34,995	12,291	16,218	1,57,059
Others . . . "	4,913	6,408	2,410	1,542	6,093	7,46,634	10,43,339	3,24,905	1,63,546	8,21,187
Total of Oil-cakes . . . "	34,843	34,774	66,224	104,524	142,053	55,80,509	64,67,137	90,21,893	1,43,34,723	1,89,81,537
Opium . . . Lbs.	32	20	30	20	26	1,200	750	750	750	3,362
Paints and Painters' materials—										
Paints and Colours . . . Cwts.	416	183	150	402	945	9,141	6,239	4,735	25,399	14,076
Painter's materials Value	—	—	—	—	—	11,400	51,476	77,525	30,993	19,795
Total value of Paints and Painter's materials . . . "	—	—	—	—	—	20,541	57,765	82,260	56,397	33,871
Paper and Pasteboard—										
Paper—										
Other kinds of paper (including paper manufactures) . . . "	31	92	230	236	243	3,864	7,176	21,818	16,340	10,747
Pasteboard, mill-board, and card-board of all kinds . . . "	39	7	17	6	49	633	499	560	122	1,130
Total of paper, etc. . . "	70	99	247	242	292	4,497	7,675	22,378	16,462	11,877
Paper making materials . . . "	2,648	15,260	7,277	3,525	5,092	21,162	1,66,061	88,475	1,05,846	1,13,880
Perfumery (not being perfumed spirits) including musk . . . Value	—	—	—	—	—	95,340	84,387	97,196	1,14,102	90,804
Provisions and Oilman's stores (including Fish and Fruits and Vegetables, canned or bottled)—										
Butter . . . Cwts.	4,607	4,634	4,957	4,570	4,802	6,04,960	6,27,925	5,82,531	5,43,314	5,56,735
Ghi . . . "	3,043	5,790	3,175	3,316	4,170	3,29,450	5,19,915	3,03,344	3,81,083	4,74,045
Pickles, chutnies, and condiments . . . "	13,497	11,164	12,767	14,823	13,550	4,79,479	3,79,026	3,81,531	4,08,242	3,91,854
Others . . . Value	—	—	—	—	—	2,07,913	2,00,599	1,77,299	2,73,987	3,62,930
Total value of Provisions, etc. . . "	—	—	—	—	—	16,18,792	17,28,395	15,04,708	16,11,606	17,85,570

INDIAN MERCHANDISE—continued

PRINCIPAL AND OTHER ARTICLES	QUANTITY					VALUE				
	1924-25	1925-26	1926-27	1927-28	1928-29	1924-25	1925-26	1926-27	1927-28	1928-29
BOMBAY—continued										
BOMBAY (CHIEF PORT)—continued										
Seeds—										
Oil-seeds—										
Essential—										
Ajama Tons	453	481	160	102	167	1,20,343	2,14,751	61,131	68,879	68,082
Ajwan "	1,914	1,959	10	7	40	3,73,340	3,71,234	2,390	1,965	16,165
Coriander "	1,565	929	661	705	793	6,34,960	4,01,751	3,11,129	3,56,836	4,18,440
Curmin (other than black) "	1,416	832	513	556	619	12,67,691	6,90,641	4,36,176	4,56,192	5,11,448
Fennel "	511	477	368	560	678	2,08,410	1,83,127	1,36,645	2,36,989	3,36,940
Fenugreek "	1,097	782	527	677	791	3,37,457	2,35,314	1,89,704	2,40,982	2,69,805
Sawa or dl "	1,142	759	827	974	550	2,89,028	1,81,702	2,16,181	2,43,491	1,38,600
Others "	18	18	7	8	12	3,216	10,368	3,779	5,746	9,037
Total of Essential "	8,116	6,187	3,063	3,649	3,670	32,39,443	22,38,863	13,57,135	16,12,880	17,68,467
Non-essential—										
Caster "	64,635	83,054	55,091	90,805	71,187	1,96,30,537	1,98,31,661	1,09,33,749	1,89,52,296	1,45,67,235
Copra or coconut kernel "	111	110	112	184	125	76,185	71,534	71,894	71,574	78,826
Cotton "	125,832	121,850	42,786	133,346	125,137	1,50,88,611	1,35,38,255	37,74,515	1,24,95,613	1,27,06,462
Groundnuts "	45,949	84,614	50,050	141,717	202,866	1,27,79,139	2,15,89,244	1,25,21,723	3,51,61,583	5,06,22,385
Linseed "	187,353	153,133	78,278	88,714	79,743	5,07,67,359	4,20,74,729	1,76,12,826	1,89,91,144	1,78,90,403
Mowa or mowra "	1,819	924	14,500	4,490	6,982	3,67,272	1,81,086	23,18,270	6,81,829	11,00,579
Mustard "	3,563	2,449	793	1,751	3,937	12,81,072	8,89,037	2,67,502	5,46,335	11,07,038
Niger "	1,747	1,299	557	1,254	2,568	3,51,122	2,06,030	1,46,394	2,86,371	5,53,453
Poppy "	3,762	3,963	1,595	2,241	546	10,96,942	11,19,740	4,93,836	7,78,840	1,94,563
Rape "	41,120	21,950	3,636	3,658	3,168	99,36,052	56,18,735	9,24,637	3,36,639	18,64,651
Sesamum (oil or hull) "	27,558	34,079	1,264	9,600	23,133	86,21,263	1,00,94,900	3,96,806	27,73,339	73,15,232
Tea "	9	30	19	43	63	43,235	1,04,561	72,700	1,37,512	2,47,962
Others "	4,036	1,814	1,140	2,043	454	6,04,730	2,68,857	1,84,709	3,06,143	69,146
Total of Non-essential "	507,534	512,869	249,901	479,946	5,30,914	12,05,93,569	11,56,48,369	4,97,24,311	9,20,75,713	10,33,18,575
Other than oil-seeds "	514	342	109	368	181	1,88,659	1,23,103	43,932	84,532	42,554
Total of Seeds "	516,164	519,398	253,073	483,868	534,765	12,40,21,662	11,80,60,355	5,11,30,378	9,37,71,180	11,01,29,596
Soap Cwts.	6,785	5,170	6,696	7,529	14,716	1,99,607	1,51,238	2,04,103	1,80,765	3,24,190
Spices—										
Betelnuts "	2,058	1,978	1,951	2,475	1,857	1,07,927	1,14,586	1,14,776	1,37,532	1,12,608
Cardamoms "	4,091	4,238	5,983	5,787	5,150	18,84,148	15,12,229	18,45,652	15,55,538	13,34,608
Chillies "	2,219	2,722	3,504	7,947	7,711	81,079	89,803	1,14,550	2,59,731	2,66,200
Ginger "	23,636	24,221	34,132	29,759	26,042	13,07,440	13,01,123	13,29,916	11,43,473	9,99,077
Pepper "	13,444	32,563	30,360	49,595	25,356	6,19,953	21,92,055	19,33,433	33,00,770	21,13,999
Others "	190	195	119	556	356	4,323	9,111	4,000	22,048	17,135
Total of Spices "	45,633	65,917	76,549	96,119	67,072	35,05,333	52,16,910	53,42,327	69,54,142	48,43,627
Sugar—										
Sugar, 16 Dutch standard and above Tons	374	192	130	159	119	2,56,694	1,17,417	81,823	97,734	68,909
Sugar, 16 Dutch standard and below "	..	1	290	90
Confectionery* "	10	6	4	12,274	5,140	4,136
Molasses (including Palmyra and cane jaggery) "	191	125	116	147	94	1,03,969	72,516	57,266	83,323	55,024
Total of Sugar "	575	324	250	306	213	3,72,937	1,95,363	1,43,225	1,86,557	1,24,023
Tallow and Stearine (including grease and animal fat) Cwts.										
Black Lbs.	2,574,728	2,531,169	1,382,777	693,464	407,923	28,78,500	28,98,025	15,20,602	8,01,914	4,28,549
Green "	60	60
Total of Tea "	2,574,728	2,531,169	1,382,777	693,464	407,983	28,78,500	28,98,025	15,20,602	8,01,914	4,28,609

* Shown separately under Provisions since 1927-28.

- No. 12—continued

EXPORTS—continued

INDIAN MERCHANDISE—continued

PRINCIPAL AND OTHER ARTICLES	QUANTITY					VALUE				
	1924-25	1925-26	1926-27	1927-28	1928-29	1924-25	1925-26	1926-27	1927-28	1928-29
BOMBAY—continued										
BOMBAY (CHIEF PORT)—continued										
Textiles—										
Cotton—										
Raw { Tons	415,401	484,964	878,925	808,756	469,237	62,80,81,057	62,15,08,874	39,99,32,859	30,60,09,594	47,11,74,367
Bales of 400 Lbs.	2,326,245	2,715,798	2,093,996	1,701,030	2,627,728					
Waste Cwts.	126,997	197,018	230,672	172,529	211,423	47,24,521	68,90,399	52,86,986	44,68,599	43,20,897
Kapok "	18,316	—	—	—	—	10,03,069	—	—	—	—
Twist and Yarn—										
Grey—										
Nos. 1 to 10 Lbs.	9,937,638	10,267,503	11,040,590	6,341,069	6,344,577	94,04,821	84,53,370	67,20,579	40,42,188	43,26,422
Nos. 11 to 20 "	15,361,261	16,856,104	20,269,191	10,893,409	12,182,573	1,62,78,963	1,59,38,030	1,61,36,668	90,47,388	1,06,33,687
Nos. 21 to 30 "	614,300	365,660	534,875	352,020	405,437	7,14,344	3,95,470	5,94,504	4,79,162	4,44,820
Nos. 31 to 40 "	100,600	25,600	63,534	19,672	28,500	1,14,900	34,150	69,875	25,752	30,269
Above No. 40 "	16,900	—	4,695	700	16,000	20,000	—	9,340	1,400	13,000
Two folds (double) "	8,176,054	8,176,250	7,640,980	5,692,304	4,376,375	78,61,409	28,12,284	56,18,837	40,85,519	33,04,613
Orange, red, and other colours—										
Nos. 1 to 20, "	239,610	228,520	189,590	—	—	3,43,910	3,05,022	2,16,705	—	—
Nos. 21 to 40 "	59,570	117,150	120,420	—	—	1,02,878	1,81,824	1,51,605	—	—
Above No. 40 "	2,100	2,100	800	—	—	—	2,100	2,400	—	—
Two folds (double) "	237,966	67,590	9,800	—	—	3,02,210	81,976	18,525	—	—
White bleached "	1,246,750	939,000	1,311,410	602,090	392,751	18,56,393	9,44,595	10,93,776	4,68,600	3,23,364
Coloured†—										
Nos. 1 to 20 "	—	—	—	69,993	100,646	—	—	—	1,18,322	1,16,802
Nos. 21 to 40 "	—	—	—	1,14,110	56,719	—	—	—	1,34,502	68,722
Above No. 40 "	—	—	—	1,900	1,600	—	—	—	4,600	4,200
Two folds (double) "	—	—	—	33,520	15,600	—	—	—	30,903	10,950
Unspecified descriptions of twist and yarn "	200	11	10,100	300	22	9,307
Total of Twist and Yarn "	36,060,849	31,535,548	41,205,685	24,152,187	23,925,368	3,64,99,928	2,90,48,845	3,06,22,308	1,84,33,336	1,92,85,870
Manufactures—										
Canvas Yds.	49,076	36,972	39,503	6,886	13,452	46,251	35,416	32,675	5,872	10,964
Handkerchiefs and shawls in the piece No.	243,689	204,454	133,512	259,540	143,502	1,77,031	1,23,686	78,985	1,01,843	54,960
Hosiery Value	—	—	—	—	—	70,640	62,322	44,745	46,555	52,386
Piecegoods—										
Grey (unbleached)—										
Chadars and Dhutias Yds.	11,585,627	8,684,092	3,161,884	3,377,946	3,366,449	42,64,693	28,76,791	9,95,208	10,57,988	11,43,139
Drills and Jeans "	2,855,092	2,670,385	463,980	254,369	327,917	8,61,691	7,20,746	1,18,525	76,514	87,598
T. Cloth and Domestics "	17,614,690	13,329,929	2,002,990	1,427,555	3,000,236	46,20,354	31,09,070	4,71,367	3,33,775	7,13,553
Shirtings "	6,366,123	4,170,053	134,410	2,018,019	1,735,808	16,80,613	9,69,764	30,055	5,07,857	5,73,424
Other sorts "	5,266,856	3,021,446	13,570,192	10,363,051	7,291,808	16,42,361	23,88,419	41,68,741	30,50,180	21,94,719
Total of Grey (unbleached),	43,718,368	36,875,905	19,333,436	17,430,950	15,721,713	1,30,70,212	1,00,64,790	57,83,896	50,25,764	47,12,433
White (bleached)—										
Chadars and Dhutias "	108,600	82,490	27,298	85,614	148,067	40,360	28,786	8,597	32,725	44,621
Drills and jeans "	82,820	55,409	47,136	34,633	69,804	27,164	18,641	14,830	11,934	18,767
Shirtings "	7,280	21,810	6,560	22,500	58,484	2,787	4,344	1,200	10,885	18,064
Others "	663,093	410,237	1,029,945	893,771	767,614	2,46,873	1,24,527	2,95,344	3,25,362	2,77,304
Total of White (bleached),	861,793	569,946	1,110,937	1,036,518	1,083,969	3,19,189	1,76,298	3,19,971	3,80,356	3,53,756
Coloured, printed, or dyed—										
Lungis and Saris "	3,015,826	1,858,527	1,466,181	3,037,305	2,300,355	13,13,738	7,73,345	5,53,426	10,93,925	7,54,649
Drills and Jeans "	16,883,659	11,640,099	1,819,719	2,009,240	2,455,937	50,38,612	32,18,676	4,42,825	5,44,940	6,29,729
Other sorts "	78,766,024	69,815,523	126,217,993	101,481,318	85,314,986	2,64,44,379	2,14,02,605	3,96,04,766	3,18,75,174	2,52,63,174
Total of Coloured, printed, or dyed "	98,445,509	82,314,149	129,503,893	106,528,363	89,070,878	3,27,96,729	2,58,94,626	4,06,01,017	3,35,14,039	2,66,47,522
Total Piece goods "	143,025,690	120,290,000	149,948,266	124,996,331	106,756,560	4,61,83,030	3,59,36,714	4,67,04,894	3,89,20,169	3,17,13,711
Thread, sewing Lbs.	278,719	247,166	202,308	230,390	222,466	3,57,686	3,69,207	3,32,618	3,87,787	3,23,352
Other sorts of manufactures "	2,067,734	1,404,659	1,186,170	1,882,333	1,277,574	18,19,013	11,19,333	11,53,712	17,74,757	11,23,993
Total of Cotton manufactures Value "	—	—	—	—	—	4,86,52,601	3,73,50,623	4,83,47,819	4,12,36,973	3,32,79,365
Total of Cotton, raw, and manufactures "	—	—	—	—	—	71,99,61,176	69,42,93,746	68,41,89,222	37,01,46,502	52,90,69,939
Haberdashery and millinery "	—	—	—	—	—	4,47,062	7,29,499	3,75,632	3,03,958	3,61,390

* Vide page 105.
† Separately recorded from 1927-28.

TRADE AT CHIEF PORT
BOMBAY

(110)

No. 12—continued
EXPORTS—continued

INDIAN MERCHANDISE—continued

PRINCIPAL AND OTHER ARTICLES	QUANTITY					VALUE				
	1924-25	1925-26	1926-27	1927-28	1928-29	1924-25	1925-26	1926-27	1927-28	1928-29
BOMBAY—continued						R	R	R	R	R
BOMBAY (CHIEF PORT)—continued										
Textiles—continued										
Hemp (chiefly sunn)—										
Raw Cwts.	184,426	180,010	96,384	112,814	87,726	54,93,018	48,16,465	18,58,056	22,00,600	16,33,341
Manufactures (excluding cartage) Value	—	—	—	—	—	650	1,350	1,500
Total of Hemp, raw and manufactures Value	—	—	—	—	—	54,93,668	48,17,815	18,59,556	22,00,600	16,33,341
Jute—										
Manufactures—										
Canvas Yds.	29,430	12,104	12,744	50,060	2,439	16,142	4,154	7,136	25,698	1,590
Canvas Cwts.	=290	=95	=126	=510	=23					
Sacking; Gunny bags Tons	1,615	829	964	982	830	9,18,535	6,27,340	5,91,977	5,55,603	4,61,562
Sacking; Gunny bags No.	=1,667,360	=830,832	=1,043,635	=950,996	=888,198					
Hessian Tons	..	1	1	..	1	..	1,415	1,650	585	450
Hessian No.	..	=997	=1,019	=180	=500					
Gunny cloth—										
Sacking Yds.	17,500	—	16,200	..
Sacking Tons	=25	—					
Hessian Yds.	1,615,958	863,831	1,804,426	805,381	778,900	4,48,574	2,50,357	3,58,109	2,16,800	2,22,597
Hessian Tons	=506	=266	=409	=252	=244					
Rope and twine Cwts.	2,923	3,000	3,752	3,372	3,196	85,809	87,411	1,08,748	93,055	87,270
Other kinds #	1,441	1,484	572	647	1,324	22,159	29,250	13,325	14,720	27,659
Total of Jute manufactures Value	—	—	—	—	—	14,96,309	8,99,927	10,80,945	9,22,656	8,01,128
Others Value	—	—	—	—	—	15	2,651	..
Total of Jute Value	—	—	—	—	—	14,96,309	8,99,927	10,80,960	9,25,307	8,01,128
Silk—										
Raw—										
Mulberry silk (excluding tasar and other wild silks)—										
Raw Lbs.	19,119	23,550	10,106	41,950	18,427	2,67,189	3,03,664	77,410	3,08,672	1,11,072
Chasam or waste "	123,652	3,480	1,540	43,458	237,141	1,54,782	12,619	2,390	41,500	2,13,257
Cocoons "	1,066	200	4,308	..	2,464	1,253	325	14,065	..	1,900
Wild silk, tasar, etc.—										
Raw "	27,967	1,600	3,988	2,142	..	1,39,600	2,700	6,956	2,340	..
Chasam or waste "	123,996	208,445	210,070	83,952	25,056	1,57,378	2,70,612	3,03,189	87,857	22,640
Cocoons "	3,600	6,950	5,279	300	..	5,750	10,625	9,419	400	..
Total of Silk, raw Value	309,400	249,225	235,836	171,802	278,087	7,26,457	6,60,545	4,13,402	4,40,769	3,53,878
Manufactures—										
Goods of silk mixed with other materials Yds.	4,781	3,269	55,090	68,232	19,040	5,980	25,902	50,525	61,294	21,350
Silk piecegoods "	29,290	11,067	3,875	21,876	2,650	60,498	17,965	3,750	26,980	4,399
Thread for sewing Lbs.	400	..	790	530	4,600	2,000	..	5,200	2,400	17,200
Others "	1,796	..	155	636	124	5,674	..	1,398	3,750	823
Total value of Silk manufactures Value	—	—	—	—	—	74,152	43,867	66,373	94,374	48,785
Total value of Silk, raw and manufactures Value	—	—	—	—	—	8,00,609	7,04,412	4,79,775	5,35,143	3,97,663
Wool—										
Raw Lbs.	23,401,210	17,984,518	17,153,112	19,421,487	23,374,619	2,57,10,180	1,70,46,964	1,58,91,700	1,71,35,237	2,04,30,859
Manufactures—										
Carpets and rugs "	1,708,149	747,234	805,165	986,628	1,116,835	51,85,100	34,56,212	30,44,050	37,72,728	42,82,425
Piecegoods Yds.	23,417	8,360	27,401	18,408	12,305	55,941	23,532	45,999	33,716	12,995
Shawls No.	1,325	1,087	54	1,300	1,647	13,800	6,424	650	3,840	5,168
Others Lbs.	182,474	16,790	60,931	139,434	226,064	71,945	35,359	1,04,183	2,74,590	4,00,917
Total of Woolen manufactures Value	—	—	—	—	—	53,25,735	35,21,527	31,94,837	40,84,874	47,11,490
Total of wool and woollens Value	—	—	—	—	—	3,10,36,965	2,05,68,491	1,90,86,537	2,12,20,111	2,51,41,349
Other textiles Value	—	—	—	—	—	4,802	3,520	5,300	7,925	22,840
Total of Textiles Value	—	—	—	—	—	75,82,40,592	72,20,17,410	50,75,77,129	39,59,41,676	55,69,23,190
Tobacco—										
Unmanufactured Lbs.	5,894,147	4,635,564	4,892,385	5,893,980	3,631,370	30,12,050	22,49,197	24,03,308	24,49,443	23,49,250

No. 12—continued
EXPORTS—continued

INDIAN MERCHANDISE—continued

PRINCIPAL AND OTHER ARTICLES	QUANTITY					VALUE				
	1924-25	1925-26	1926-27	1927-28	1928-29	1924-25	1925-26	1926-27	1927-28	1928-29
BOMBAY—continued						R	R	R	R	R
BOMBAY (CHIEF PORT)—continued										
Tobacco—continued										
Manufactured—										
Cigars . . . Lbs.	16,026	9,333	11,311	7,396	5,490	43,590	19,320	23,596	15,757	10,433
Others . . . "	10,321	11,281	9,811	8,803	8,780	13,965	13,186	14,342	9,933	7,807
Total of Tobacco manufactured . . . "	26,347	20,614	21,122	16,199	14,270	57,555	32,506	37,938	25,693	18,245
Total of Tobacco . . . "	6,920,494	4,656,208	4,918,510	5,910,179	8,645,620	30,69,614	22,81,703	24,40,246	34,63,138	35,29,003
Toys and requisites for games and sports (including fishing tackle, other than firearms) . . . Value	—	—	—	—	—	1,37,539	1,27,078	1,76,255	1,16,122	1,90,984
Umbrellas, including parasols and sunshades . . . No.	17,098	17,915	36,810	42,623	78,833	47,423	33,480	32,993	32,913	1,23,901
Wax of all kinds other than Paraffin wax (excluding candles) . . . Cwts.	489	1,419	546	389	203	46,623	1,49,035	57,623	86,607	17,905
Wood and Timber—										
Teakwood . . . Cubic Tons	760	549	1,093	1,635	1,598	2,12,236	1,43,097	2,76,433	5,63,463	4,16,042
Other timber . . . "	265	—	—	—	—	41,326	—	—	—	—
Firewood . . . Tons	1	..	8	92
Ornamental wood—										
sandal wood . . . "	494	701	614	688	904	10,08,600	12,53,313	10,47,900	10,98,960	16,22,145
Other kinds . . . Value	—	—	—	—	—	465	—	—	—	—
Other kinds of Wood and Timber* . . . "	—	—	—	—	—	—	72,420	56,582	1,08,696	77,307
Manufactures of wood, other than furniture and cabinetware . . . "	—	—	—	—	—	1,45,119	1,18,746	1,08,059	1,34,356	1,27,744
Total Wood and Timber . . . "	—	—	—	—	—	14,08,245	15,88,083	14,89,874	19,20,475	22,43,330
Postal Articles . . . "	—	—	—	—	—	1,20,37,105	1,23,27,781	1,06,61,281	1,13,41,866	1,03,50,388
All other articles of merchandise—										
Unmanufactured . . . "	—	—	—	—	—	19,57,312	29,89,919	18,12,801	20,34,796	20,34,796
Manufactured . . . "	—	—	—	—	—	10,99,147	10,05,643	9,41,167	7,64,787	7,97,170
GRAND TOTAL (EXCLUSIVE OF GOVERNMENT STORES) . . . "	—	—	—	—	—	98,60,52,738	94,73,79,559	65,21,61,110	60,23,69,058	78,69,84,010

* Separately recorded from 1925-26.

EXPORTS—continued

INDIAN MERCHANDISE—concluded

GOVERNMENT STORES

PRINCIPAL AND OTHER ARTICLES	QUANTITY					VALUE				
	1924-25	1925-26	1926-27	1927-28	1928-29	1924-25	1925-26	1926-27	1927-28	1928-29
BOMBAY—continued						R	R	R	R	R
BOMBAY (CHIEF PORT)—continued										
Grain, pulse and flour—										
Rice Tons	166	285	243	217	170	59,373	62,318	55,059	47,294	34,843
Other sorts "	11	..	7	1,757	..	2,000
Total Grain, etc. "	177	285	250	217	170	61,130	62,318	57,059	47,294	34,843
All other articles—										
Unmanufactured Value	—	—	—	—	—	22,536	7,666	9,252	1,145	2,177
Manufactured "	—	—	—	—	—	5,08,559	3,75,778	4,10,680	2,79,485	1,02,046
GRAND TOTAL "	—	—	—	—	—	5,37,225	4,45,757	4,76,991	3,27,874	1,39,066

FOREIGN MERCHANDISE

PRINCIPAL AND OTHER ARTICLES	QUANTITY					VALUE				
	1924-25	1925-26	1926-27	1927-28	1928-29	1924-25	1925-26	1926-27	1927-28	1928-29
Animals, living—						R	R	R	R	R
Horses No.	125	79	95	88	62	6,54,300	3,52,525	3,03,500	3,56,125	1,92,500
Other kinds "	80	47	86	79	31	6,425	7,114	5,760	9,020	9,885
Total of Animals, living "	155	126	181	167	93	6,60,725	3,59,639	3,09,260	3,65,145	2,02,385
Apparel (including drapery, uniforms and accoutrements, but excluding hosiery and boots and shoes) Value	—	—	—	—	—	17,60,366	14,40,601	12,91,692	10,45,393	13,20,040
Arms, Ammunition and Military Stores—										
Firearms, and parts thereof "	—	—	—	—	—	84,305	58,836	40,001	54,756	42,053
Others "	—	—	—	—	—	5,695	6,158	5,355	22,043	1,07,023
Total of Arms, etc. "	—	—	—	—	—	90,000	64,994	45,446	76,799	1,49,076
Books, printed, and printed matter (not being stationery), including maps and charts Cmts.	589	809	514	612	797	1,18,000	1,09,220	1,35,525	1,50,107	1,58,651
Chemicals and Chemical preparations, etc.—										
Ammonia and salts thereof "	1,412	887	510	711	690	53,149	30,482	14,101	20,375	19,768
Sulphuric Acid "	2,810	4,622	502	20	54	45,250	73,037	6,817	503	2,277
Other sorts of chemicals Value	—	—	—	—	—	1,81,503	1,78,903	1,49,380	1,83,700	1,02,993
Total of Chemicals, etc. "	—	—	—	—	—	2,80,002	2,82,422	1,70,298	2,04,578	1,25,036

No. 12—continued
EXPORTS—continued

FOREIGN MERCHANDISE—continued

PRINCIPAL AND OTHER ARTICLES :	QUANTITY					VALUE				
	1924-25	1925-26	1926-27	1927-28	1928-29	1924-25	1925-26	1926-27	1927-28	1928-29
						₹	₹	₹	₹	₹
BOMBAY—continued										
BOMBAY (CHIEF PORT)—continued										
Coal and Coke . . . Tons	42,342	39,602	33,802	47,811	31,734	12,86,097	9,58,477	7,67,912	10,55,182	6,13,291
Coffee . . . Cwts.	5,299	5,158	6,739	4,457	4,476	2,31,348	2,29,502	3,43,669	2,34,138	2,49,044
Cutlery . . . Value	—	—	—	—	—	4,57,099	3,12,368	2,27,171	2,60,336	2,66,293
Drugs and Medicines (excluding chemicals and narcotics)—										
Asafetida . . . Cwts.	868	1,538	1,350	1,164	1,253	63,286	95,603	77,766	67,120	70,609
Camphor . . . Lbs.	7,097	9,426	10,607	2,506	2,891	20,182	25,442	27,210	5,325	7,481
Cassia lignea* . . Cwts.	4,281	2,541	3,433	—	—	1,08,963	62,614	83,357	—	—
Others . . . Value	—	—	—	—	—	1,95,633	1,46,074	1,44,720	1,78,092	1,54,249
Total Drugs and Medicines (exclud- ing chemicals and narcotics) . . . "	—	—	—	—	—	3,88,064	3,29,938	3,32,053	2,51,437	2,32,339
Dyeing and Tanning substances—										
Cochineal . . . Cwts.	603	148	66	448	210	65,443	15,714	9,905	73,043	41,937
Dyes obtained from coal tar—										
Alizarine . . . Lbs.	300	24,213	1,229	94,270	2,240	225	18,454	750	68,596	1,320
Aniline . . . "	273,885	191,891	188,376	1,042,163	[131,184	5,65,652	4,35,146	3,86,506	21,83,244	2,54,359
Saffron . . . "	12,525	6,632	11,367	11,572	7,996	86,604	85,970	44,632	59,199	30,853
Others . . . Cwts.	1,206	942	1,835	1,384	2,634	65,318	56,686	31,709	76,299	52,536
Total of Dyeing and tanning substances . Value	—	—	—	—	—	7,83,242	5,11,970	5,23,503	24,60,371	3,81,506
Earthenware and Por- celain (excluding pipes of earthenware) . . "										
	—	—	—	—	—	4,32,449	2,51,008	1,74,186	1,35,044	1,14,461
Fish (excluding canned fish)—										
Fish, dry, salted and unsalted . . . Cwts.	5	283	84	214	311	300	7,325	2,760	5,560	4,330
Fishmaws and shark- fins . . . "	3,273	3,321	2,886	2,752	2,747	7,44,316	6,53,950	6,83,075	4,19,697	4,18,902
Total of Fish . . "	3,273	3,604	2,970	2,966	3,058	7,44,616	6,61,275	6,85,835	4,25,257	4,23,732
Fruits and Vegetables—										
Fresh fruits and vege- tables . . . Value										
	—	—	—	—	—	368	10,925	43,023	22,739	29,389
Fruits and vegetables : dried, salted, or pre- served—										
Dates . . . Tons	899	953	590	343	435	1,93,237	1,78,672	1,35,992	1,07,726	89,192
Other sorts . . . "	976	1,176	906	1,521	858	9,15,986	11,11,741	7,43,195	13,03,602	8,96,472
Total of Fruits and Vegetables . . Value	—	—	—	—	—	11,09,641	13,01,338	9,27,216	14,34,067	10,15,553
Furniture and cabinet- ware . . . "										
	—	—	—	—	—	99,107	1,37,642	85,634	79,206	56,277
Glass and Glassware—										
Beads and false pearls Cwts.	895	803	400	514	343	1,07,310	72,671	87,115	44,044	27,613
Other glassware . Value	—	—	—	—	—	6,75,744	5,23,534	3,54,746	3,44,248	3,06,063
Total of Glass and glassware . . . "	—	—	—	—	—	7,83,054	5,96,205	3,91,861	3,88,292	3,34,476

* Transferred under "spices" since 1927-28.

TRADE AT CHIEF PORT
BOMBAY

No. 12—continued
EXPORTS—continued

FOREIGN MERCHANDISE—continued

PRINCIPAL AND OTHER ARTICLES	QUANTITY					VALUE				
	1924-25	1925-26	1926-27	1927-28	1928-29	1924-25	1925-26	1926-27	1927-28	1928-29
BOMBAY—contd.										
BOMBAY (CHIEF PORT)—continued										
Gums and Resins—										
Arabic Cwts.	18,187	20,605	16,160	18,867	24,219	5,34,573	5,68,147	5,04,684	6,37,457	9,63,285
Benjamin "	573	647	366	788	1,719	31,598	36,780	21,147	41,679	84,304
Olibanum or frankincense "	14,824	10,838	16,787	19,945	20,986	5,14,762	5,54,988	5,20,567	6,72,150	7,59,377
Other sorts "	12,865	14,179	14,374	20,018	35,036	5,38,433	4,46,645	6,74,286	11,71,978	15,63,360
Total of Gums and resins "	46,449	52,269	46,677	59,618	81,960	16,19,366	16,05,560	17,20,634	25,28,264	33,70,246
Hardware (excluding Cutlery and Electro-plated ware) Value	—	—	—	—	—	15,81,098	12,58,371	11,24,207	12,28,259	11,78,166
Hides and Skins, raw—										
Skins, raw {Tons 443 307 324 431 326										
Skins, raw {No. -1,419,588 -1,182,816 -989,641 -1,570,884 -1,381,435						1,39,86,221	1,10,45,917	1,15,23,006	1,92,07,380	1,52,73,277
Instruments, Apparatus, and Appliances, and parts thereof—										
Electrical Value	—	—	—	—	—	1,00,659	1,97,750	3,64,063	1,33,823	1,50,199
Musical—										
Talking machines and accessories "	—	—	—	—	—	22,808	21,358	12,298	23,325	22,852
Other sorts "	—	—	—	—	—	39,699	47,452	23,494	29,152	23,396
Photographic "	—	—	—	—	—	1,64,851	32,226	43,876	1,63,222	58,737
Others "	—	—	—	—	—	1,05,966	97,838	83,154	70,960	1,57,243
Total of Instruments, apparatus, and appliances, and parts thereof "	—	—	—	—	—	4,33,043	3,68,624	5,31,865	4,25,487	4,17,427
Ivory—										
Unmanufactured Lbs.	50,952	52,237	27,801	33,999	17,758	3,29,678	2,98,298	1,66,599	2,21,279	1,02,355
Manufactured Value	—	—	—	—	—	1,655	10	27,135	1,055	860
Total of Ivory "	—	—	—	—	—	3,31,333	2,98,308	1,93,734	2,22,334	1,03,215
Jewellery (excluding imitation jewellery and precious stones and pearls, uncut), also plate of gold and silver—										
Jewellery Value	—	—	—	—	—	18,285	2,740	1,20,033	9,145	4,331
Plate of gold and silver "	—	—	—	—	—	1,36,336	1,22,970	94,336	1,45,887	93,772
Total of Jewellery, etc. "	—	—	—	—	—	1,54,620	1,25,716	2,20,369	1,55,032	98,103
Leather—										
Hides tanned or dressed {Tons — 78 7										
Hides tanned or dressed {No. — 10 2										
Skins, tanned or dressed {Tons — 126 145 13,700 2,549										
Skins, tanned or dressed {No. — 13,995 128 33 112 60										
Unwrought Cwts.	176	128	33	112	60	28,094	29,398	9,376	20,458	15,765
Manufactures (excluding boots and shoes) Value	—	—	—	—	—	1,23,712	93,842	83,272	1,14,859	98,245
Total of Leather "	—	—	—	—	—	3,50,277	1,38,465	95,227	1,96,040	1,21,375
Liquors—										
Ale, Beer and Porter Gals.	24,759	7,931	4,523	2,208	3,843	61,309	31,380	9,027	6,431	8,315
Cider and other fermented liquors "	23	24	4	2	4	133	144	39	11	32
Spirits—										
Whisky "	991	820	155	87	147	19,669	24,472	3,366	1,668	4,024
Other sorts "	18,800	21,976	10,092	4,966	1,205	51,188	79,390	20,975	23,978	7,494
Wines "	1,614	438	234	385	448	2,9261	3,886	4,926	7,352	7,846
Total of Liquors "	45,987	31,193	15,908	7,648	5,147	1,61,560	1,44,272	38,393	39,335	37,714
Machinery and Millwork—										
Prime-movers (other than electrical) Value	—	—	—	—	—	14,406	25,040	34,358	64,964	47,486
Electrical machinery of all kinds "	—	—	—	—	—	33,863	93,229	89,807	68,880	49,408
Others "	—	—	—	—	—	3,33,825	4,81,733	5,29,453	4,01,796	5,27,365
Total of Machinery and millwork "	—	—	—	—	—	3,82,114	6,00,002	7,03,618	5,35,640	6,24,259
Matches Gross of Boxes	232,937	221,377	77,110	82,775	59,023	5,27,076	4,84,749	1,81,210	1,61,007	1,16,406

No. 12—continued

EXPORTS—continued

FOREIGN MERCHANDISE—continued

PRINCIPAL AND OTHER ARTICLES	QUANTITY					VALUE				
	1924-25	1925-26	1926-27	1927-28	1928-29	1924-25	1925-26	1926-27	1927-28	1928-29
BOMBAY—continued						R	R	Rs	Rs	Rs
BOMBAY (CHIEF PORT)—continued										
Metals and Ores— Brass, Bronze, and similar alloys and manufactures thereof— Wrought— Mixed or yellow metal for sheathing Cwts.	1,323	496	451	553	622	89,516	32,781	25,412	33,908	36,415
(Others)	236	240	489	352	2,244	36,678	31,706	36,910	48,249	1,10,083
Total of Brass, etc. . .	1,559	736	940	905	2,866	1,26,394	64,489	61,322	82,157	1,46,498
Copper— Unwrought	—	—	—	—	20	—	—	—	—	700
Wrought— Sheets and other manufactures	5,700	4,056	4,858	1,760	1,580	3,93,822	2,70,588	2,83,781	97,539	83,070
Total of copper	5,700	4,056	4,858	1,760	1,600	3,93,822	2,70,588	2,83,781	97,539	83,770
Iron or Steel— Angle, bolt and rod . . Tons	29	35	108	78	24	10,809	11,998	23,509	14,155	6,993
Bars and channels	324	149	201	186	109	1,06,843	50,171	51,483	52,153	34,703
Hoops and strips	109	44	90	92	84	38,799	9,912	20,647	23,025	21,575
Nails, screws, rivets, and washers	158	72	63	86	59	74,448	36,603	29,110	36,475	28,938
Old, for re-manu- facture	10,324	13,442	20,604	30,454	33,339	4,32,439	5,08,681	6,93,947	11,26,680	10,23,064
Sheets and plates— Galvanised	123	107	154	55	42	38,209	35,214	47,891	14,689	12,443
Tinned	48	13	11	18	19	17,338	4,448	4,281	7,258	5,649
Not galvanised or tinned	45	36	30	31	47	10,804	9,538	5,973	7,908	15,021
Tubes, pipes, and fittings, wrought	91	61	30	20	29	39,233	22,981	13,358	7,806	12,207
Wire	61	52	31	29	27	25,791	18,269	11,181	12,953	9,307
Others	154	106	398	441	211	58,440	44,083	1,06,177	1,75,156	1,30,762
Total of Iron or Steel . .	11,461	14,117	21,780	31,490	33,990	3,48,145	7,51,348	10,06,467	14,78,258	13,06,692
Tin— Unwrought (blocks, ingots, bars, and slabs) . . Cwts.	539	289	303	449	267	85,045	50,923	1,47,373	87,968	41,693
Metals—Others	3,386	3,438	3,277	2,720	4,059	5,33,220	4,54,800	3,02,811	2,76,658	2,96,751
Ores—Others Tons	1	..	2	1,008	100	1,035
Total of Metals	12,020	14,543	22,273	31,782	34,427	19,86,629	15,92,648	18,61,744	20,22,475	18,74,104
Total of Ores	1	..	2	1,008	100	1,035
Total of Metals and Ores . .	12,020	14,543	22,274	31,782	34,429	19,86,629	15,92,648	18,62,752	20,22,575	18,75,139
Oil— Animal Cwts.	41	6	1	983	194	30
Essential Gals.	510	78	12	30
Mineral— Kerosene Gals.	4,399	3,301	388	4,348	2,561	63,208	23,608	1,777	14,786	14,944
Other kinds	467	370	42	479	283
Total of Mineral	5,369	1,386	2,586	193	87	3,528	1,071	2,507	187	108
Total of Oil	4,237,669	5,206,285	5,181,551	4,374,469	3,543,937	11,12,849	16,93,879	19,37,080	11,23,027	9,00,012
Total of Oil	4,233,018	5,207,671	5,184,137	4,374,662	3,544,024	11,16,377	16,94,950	19,39,587	11,23,214	9,00,120
Vegetable non-essential . .	108	214	117	289	95	4,906	12,569	4,473	8,497	3,452
Total of Oil	1,300	2,598	1,458	3,520	1,129
Total of Oil	4,235,295	5,210,717	5,185,637	4,378,661	3,545,448	11,75,474	17,31,831	19,45,837	11,46,497	9,18,686
Paints and Colours . . . Cwts.	1,363	985	2,263	1,145	1,391	1,11,266	97,401	1,01,439	98,504	1,06,687

TRADE AT CHIEF PORT
BOMBAY

(116)

No. 12—continued
EXPORTS—continued

FOREIGN MERCHANDISE—continued

PRINCIPAL AND OTHER ARTICLES	QUANTITY					VALUE				
	1924-25	1925-26	1926-27	1927-28	1928-29	1924-25	1925-26	1926-27	1927-28	1928-29
BOMBAY—continued						R	R	R	R	R
BOMBAY (CHIEF PORT)—continued										
Paper and Pasteboard—										
Paper—										
Printing paper . Cwts.	2,894	2,925	737	774	1,370	83,789	66,086	17,742	18,952	28,044
Writing paper and envelopes . Value	—	—	—	—	—	83,868	62,954	42,126	50,332	42,008
Other kinds of paper (including paper manufactures) . Cwts.	4,398	3,703	2,312	2,500	2,309	76,488	61,498	35,484	46,695	38,899
Pasteboard, millboard, and cardboard of all kinds	74	97	193	205	510	2,272	2,131	5,548	4,115	5,788
Total of Paper and Pasteboard . Value	—	—	—	—	—	2,46,417	1,92,671	1,00,850	1,20,094	1,14,725
Precious stones and pearls, unset	—	—	—	—	—	1,04,845	3,15,900	3,55,725	4,27,820	5,22,076
Provisions and Oilmen's stores (including fish and fruits and vegetables canned or bottled) . . . Cwts.	3,865	4,368	2,411	2,595	3,390	1,81,864	2,26,370	1,50,268	1,55,651	2,39,348
Rubber—										
Raw Lbs.	200	560	200	500
Manufactures . . . Value	—	—	—	—	—	1,25,663	1,02,218	1,09,524	1,50,361	89,841
Total of Rubber . . .	—	—	—	—	—	1,25,663	1,02,718	1,09,524	1,50,361	89,841
Shells and Cowries	—	—	—	—	—	24,176	50,014	33,420	77,897	1,00,004
Spices—										
Cardamoms Cwts.	112	173	67	81	95	47,781	65,067	18,865	23,682	22,344
Cloves	25,642	29,210	8,371	2,131	1,954	17,77,762	19,26,891	4,97,490	1,23,768	1,02,667
Others	942	560	741	5,546	4,118	43,526	26,783	30,190	1,41,438	1,45,696
Total of Spices	26,696	29,943	9,179	7,758	6,167	18,69,069	20,18,541	5,46,545	2,38,888	2,70,707
Stationery (excluding paper) . Value	—	—	—	—	—	2,19,442	1,52,687	1,39,781	1,51,120	1,13,246
Sugar—										
Sugar, 16 Dutch standard and above Tons	14,957	10,121	6,349	15,453	4,008	63,81,538	39,52,567	16,03,094	44,20,954	11,07,623
Sugar, 15 Dutch Standard and below	15	1,600	..
Confectionery*	8	8	12	—	—	21,590	4,380	9,588	—	—
Saccharin † Lbs.	5,538	1,760	1,250	—	—	22,376	6,585	6,050	—	—
Total of Sugar Tons	14,967	10,125	6,382	15,468	4,008	63,25,704	39,63,532	16,18,732	44,22,554	11,07,623
Tea—										
Black Lbs.	175,407	204,306	101,859	22,744	21,486	1,46,632	1,71,400	77,502	19,731	16,528
Green	124,540	110,950	35,510	101,153	4,211	1,17,264	1,03,716	43,403	1,25,032	4,980
Total of Tea	299,947	317,156	137,369	123,897	25,697	2,63,896	2,75,116	1,20,905	1,44,763	21,508
Textiles—										
Cotton—										
Raw Tons	11,298	8,018	2,036	2,791	552	2,37,47,836	1,62,06,814	36,39,336	44,14,937	8,08,454
Twist and yarn Lbs.	958,661	973,531	907,239	1,378,152	313,986	15,98,969	13,86,921	11,43,292	14,48,308	4,20,378
Manufactures—										
Canvas Yards	33,925	36,440	7,548	2,026	2,708	35,646	36,740	5,750	2,482	4,119
Handkerchiefs and shawls in the piece . No.	31,000	67,775	16,128	11,141	35,439	27,390	44,345	6,115	5,575	12,399
Hosiery Value	—	—	—	—	—	4,34,074	3,53,408	2,12,761	2,77,323	1,74,779
Lace and patent net . Yards	11,036	8,372	1,250	3,292	380	4,795	4,720	690	3,911	460
Piecegoods—										
Grey (unbleached) . . .	81,630,540	15,203,165	11,188,706	15,497,461	6,723,598	1,28,87,345	55,92,747	34,71,431	44,57,972	18,31,410
White (bleached) . . .	5,751,873	6,558,993	4,272,200	3,936,319	3,228,010	25,02,931	26,73,697	15,78,510	14,10,903	11,37,224
Coloured, printed, or dyed	11,854,637	9,853,071	9,695,558	10,636,389	10,519,356	56,52,490	43,04,941	41,31,441	44,09,378	38,54,293
Went of all descriptions	55,135	23,009	59,664	33,761	63,216	23,645	10,107	22,757	19,020	18,245
Total of Piecegoods	49,342,235	31,643,238	25,216,123	30,108,930	20,634,180	2,10,96,411	1,25,81,492	92,49,139	1,02,97,273	68,31,177
Rope Lbs.	3,424	168	3,600	95
Thread, sewing	94,476	68,171	61,329	71,121	67,368	1,72,437	1,24,549	1,39,465	1,37,725	1,50,100
Others	175,816	39,030	19,634	49,034	19,838	1,62,949	50,457	20,353	39,265	22,467
Total of Cotton, raw and manufactures Value	—	—	—	—	—	4,72,70,457	3,07,39,441	1,45,16,951	1,66,30,399	84,84,418
Haberjashery and millinery	—	—	—	—	—	6,79,300	6,32,754	5,76,942	7,94,207	7,17,499

* Transferred under "Provisions, etc." since 1927-28.
† Do. do. "Drugs, etc." do.

No. 12—continued

EXPORTS—continued

FOREIGN MERCHANDISE—continued

PRINCIPAL AND OTHER ARTICLES	QUANTITY					VALUE				
	1924-25	1925-26	1926-27	1927-28	1928-29	1924-25	1925-26	1926-27	1927-28	1928-29
BOMBAY—contd.										
BOMBAY (CHIEF PORT)—continued										
Textiles—continued										
Silk—										
Raw Lbs.	16,628	5,818	12,684	14,205	5,192	1,44,550	43,095	86,870	92,060	85,085
Silk yarn, rolls and warps ..	11,018	24,116	12,330	16,515	36,710	94,275	1,97,187	1,04,119	1,03,945	1,39,434
Manufactures—										
Goods of silk mixed with other materials Yards	10,375	28,153	16,139	9,518	16,569	10,100	27,241	19,188	13,571	17,013
Silk piece goods	206,843	98,673	126,242	181,896	97,888	3,05,188	1,42,125	1,61,252	1,66,477	1,39,873
Thread for sewing Lbs.	6,110	2,205	830	1,762	188	34,924	31,400	1,980	8,008	1,170
Other sorts	1,775	894	2,141	3,229	2,421	21,050	9,038	38,958	74,041	52,900
Total of Silk, raw and manufactures Value	—	—	—	—	—	6,10,087	4,50,086	4,11,867	4,59,002	3,85,425
Wool—										
Raw Lbs.	230,784	1,391,768	15,792	63,168	682,128	2,28,175	10,43,112	12,850	28,100	3,09,850
Manufactures—										
Piecegoods Yards	99,819	115,500	83,698	90,681	133,702	2,42,849	2,34,530	2,14,050	2,29,308	3,17,680
Shawls No.	3,081	7,221	2,047	4,455	3,360	16,555	42,834	7,560	21,488	21,282
Other sorts Lbs.	898,907	1,239,369	1,256,281	1,383,038	1,307,469	37,56,189	50,65,836	42,00,004	45,97,618	36,39,129
Total of Wool, raw and manufactures Value	—	—	—	—	—	42,43,768	63,85,862	44,34,464	48,76,514	42,87,941
Other textiles—										
Manufactured	—	—	—	—	—	2,74,982	3,86,428	5,00,834	8,90,270	7,70,421
Total of Textiles	—	—	—	—	—	5,30,78,594	3,85,94,571	2,04,41,058	2,36,50,392	1,46,45,704
Tobacco, unmanufactured Lbs.										
.. manufactured	129,668	—	154	1,40,998	..	440
.. manufactured	21,118	12,341	6,451	7,434	8,710	1,00,991	37,660	30,916	44,459	44,106
Total of Tobacco	150,781	12,341	6,605	7,434	8,710	2,41,989	37,660	31,356	44,459	44,106
Umbrellas including Parasols and sunshades No.										
	30,577	35,722	67,779	82,920	139,195	68,880	67,430	1,20,341	1,48,895	2,09,548
Vehicles (excluding locomotives, etc., for Railways) Value										
	—	—	—	—	—	7,12,226	8,03,604	5,88,060	6,22,476	9,04,297
Wood and Timber—										
Teak Wood Cubic Tons	64	141	122	144	15	22,197	39,524	39,027	45,077	2,510
Other kinds of wood and timber(a) .. Value	—	—	—	—	—	18,810	50,894	15,832	15,383	39,041
Wood, ornamental	—	—	—	—	—	33,986
Manufactures of wood, other than furniture and cabinet ware	—	—	—	—	—	1,04,089	1,64,544	1,48,325	1,86,448	1,85,293
Total of Wood and Timber	—	—	—	—	—	1,74,082	2,54,962	1,98,184	2,46,908	2,27,744
Postal Articles										
	—	—	—	—	—	11,72,934	11,84,236	10,42,232	9,06,092	8,62,194
All other articles of merchandise—										
Unmanufactured	—	—	—	—	—	5,95,872	3,54,760	7,03,164	2,73,687	1,27,229
Manufactured	—	—	—	—	—	10,64,132	8,46,481	8,75,816	10,27,021	7,70,252
GRAND TOTAL (exclusive of Government Stores)	—	—	—	—	—	9,90,94,022	7,57,35,191	5,37,44,532	6,93,35,785	5,02,42,831

(a) Quantity not available from 1925-26.

TRADE AT CHIEF PORT
BOMBAY

(118)

No. 12—continued
EXPORTS—concluded

FOREIGN MERCHANDISE—concluded

GOVERNMENT STORES

PRINCIPAL AND OTHER ARTICLES	QUANTITY					VALUE				
	1924-25	1925-26	1926-27	1927-28	1928-29	1924-25	1925-26	1926-27	1927-28	1928-29
BOMBAY—concl						R	R	R	R	R
BOMBAY (CHIEF PORT)—concluded										
Apparel (including drapery, uniforms, accoutrements, but excluding hosiery and boots and shoes) . . . Value	—	—	—	—	—	2,30,972	46,610	2,17,968	1,06,345	7,400
Arms, Ammunition and Military stores—										
Fire-arms, and parts thereof . . . "	—	—	—	—	—	10,91,116	344	22,258	9,024	19,222
Other sorts . . . "	—	—	—	—	—	1,71,870	6,11,609	8,53,846	2,08,949	6,800
Total of Arms, etc. . . "	—	—	—	—	—	12,62,986	6,11,958	3,76,104	2,15,973	26,023
Metals and Ores—										
Iron or Steel—										
Pig Tons	50	6,500	..
Wrought and manufactures "	..	332	..	51	1,87,743	..	6,603	..
Metals and Ores unenumerated Cwts.	1	1,383	8,622	8,700	2,462	463	1,75,500	11,26,671	10,86,250	3,11,500
Total of Metals and Ores. Tons	..	401	431	540	123	463	3,68,243	11,26,671	11,09,853	3,11,500
All other articles—										
Unmanufactured . . . Value	—	—	—	—	—	—	12
Manufactured . . . "	—	—	—	—	—	20,28,383	4,74,887	4,47,919	3,08,169	3,50,093
GRAND TOTAL . . . "	—	—	—	—	—	85,22,804	14,96,906	21,68,662	17,39,840	6,25,016

No. 12—continued
IMPORTS

PRINCIPAL AND OTHER ARTICLES	QUANTITY					VALUE				
	1924-25	1925-26	1926-27	1927-28	1928-29	1924-25	1925-26	1926-27	1927-28	1928-29
						R	R	R	R	R
SIND—										
KASHMIR—										
Apparel (excluding hosiery and boots and shoes)—										
Apparel (including drapery, uniforms, accoutrements) Value	—	—	—	—	—	6,50,049	7,10,913	5,95,884	6,02,754	5,19,023
Gold and silver thread . . .	—	—	—	—	—	1,50,920	2,43,252	2,48,114	2,27,600	3,45,063
Lacetta Lbs.	7,354	8,865	18,002	31,445	..	19,208	19,182	38,317	56,560	76,731
Hats, caps, bonnets, and hatter's ware . . . Value	—	—	—	—	—	1,50,654	1,84,334	2,18,802	1,67,060	1,95,748
Second-hand clothing . . .	—	—	—	—	—	11,32,218	9,29,214	11,77,909	6,55,884	9,41,708
Others	—	—	—	—	—	2,554	6,760	1,581	2,940	9,760
Total value of Apparel . . .	—	—	—	—	—	21,23,608	20,93,156	22,75,567	17,12,807	20,87,028
Arms, Ammunition, and Military Stores—										
Cartridge cases—										
Filled—										
Shot Gun Cartridges (b) No.	—	—	—	—	5,839,354	—	—	—	—	4,13,289
Rifle and other Cartridges (b)	—	—	—	—	1,465,119	—	—	—	—	5,10,926
Total Filled	7,908,684	17,648,848	7,815,959	7,937,937	7,298,437	6,11,376	11,34,661	6,60,755	5,57,837	9,24,215
Empty	363,888	224,314	224,800	62,400	126,900	11,956	7,154	6,695	2,144	3,376
Total of Cartridge cases . . .	8,272,572	17,873,162	8,040,759	8,000,337	7,425,337	6,23,332	11,41,815	6,67,450	5,59,981	9,27,591
Explosives—										
Blasting fuse	21,355	33,093	23,256	36,854	23,467	20,277	10,878	25,282	37,705	18,735
Others	6,500	24	70	2,442	..	4,376	35	40	2,056	..
Total of Explosives	27,855	33,117	23,326	39,296	23,467	24,653	10,913	25,322	39,761	18,735
Firearms, and parts thereof Value	—	—	—	—	—	6,29,124	8,27,100	—	—	—
Firearms (a) No.	—	—	7,299	8,477	9,737	—	—	5,26,576	5,00,301	8,46,521
Parts of firearms (a) . . . Value	—	—	—	—	—	—	—	1,988	1,296	1,867
Gunpowder—										
Black Lbs.	4,300	6,212
Smokeless	400	1,883
Total of Gunpowder	4,700	8,095
Other sorts Value	—	—	—	—	—	60,617	1,51,035	60,605	37,451	5,82,321
Total value of Arms, Ammunition, etc.	—	—	—	—	—	13,45,821	21,39,013	11,81,941	11,38,590	23,76,935
Asbestos—										
Raw* Cwts.	—	98	3	—	1,050	..	41	202
Manufactures—										
Asbestos Packing . . . Value	—	—	—	—	—	16,780	16,234	19,102	28,667	35,350
Other Manufactures . . .	—	—	—	—	—	10,886	25,533	50,844	2,21,708	2,31,788
Total of Asbestos	—	—	—	—	—	27,666	42,817	69,946	2,50,416	2,67,240
Beltting for Machinery—										
Of cotton	—	—	—	—	—	15,646	13,350	17,067	22,422	18,849
Of leather	—	—	—	—	—	11,947	26,514	36,076	18,578	11,522
Of other materials	—	—	—	—	—	2,83,083	2,34,000	2,40,850	2,22,759	2,49,673
Total of Beltting for machinery . . .	—	—	—	—	—	3,10,676	2,73,864	2,93,993	2,58,759	2,80,044
Books, printed, and printed matter not being stationery including maps and charts Cwts.	1,060	1,009	1,142	1,192	1,153	1,99,453	2,35,154	2,60,225	2,20,162	2,51,970
Boots and shoes—										
Canvas shoes with rubber soles (b) Pairs	—	—	—	—	5,36,530	—	—	—	—	7,82,157
Of leather	40,603	60,040	87,346	61,824	84,312	2,81,373	4,11,391	3,78,888	3,30,810	3,36,427
Of other materials	140,719	185,038	243,604	4,87,195	20,276	2,08,738	2,69,786	3,51,643	5,77,881	51,748
Total of Boots and shoes	181,313	245,078	310,950	549,019	641,127	4,85,111	6,81,177	7,25,681	9,08,691	11,69,332
Brushes and Brooms—										
Brushes—										
Paints and varnish brushes Dozs.	5,957	8,610	10,476	12,658	17,944	30,672	40,733	40,251	43,249	55,106
Toilet brushes	12,117	15,439	10,508	14,454	19,839	70,790	95,430	73,001	76,217	94,769
Other brushes	7,457	4,482	3,020	3,957	6,323	39,034	22,675	10,896	20,539	20,000
Brooms	468	272	152	148	223	6,803	3,242	2,782	2,008	3,528
Total of Brushes and Brooms	25,994	28,803	24,165	31,217	44,334	1,37,609	1,61,430	1,26,860	1,42,008	1,86,403

(a) Separately recorded from 1926-27.
(b) Separately recorded from 1928-29.
*Separately recorded from 1925-26.

TRADE AT CHIEF PORT
KARACHI

(120)

No. 12—continued
IMPORTS—continued

PRINCIPAL AND OTHER ARTICLES	QUANTITY					VALUE				
	1924-25	1925-26	1926-27	1927-28	1928-29	1924-25	1925-26	1926-27	1927-28	1928-29
BFND—continued						R	R	R	R	R
KARACHI—continued										
Building and Engineering Materials—										
Asphalt . . . Tons	330	1,168	4,744	2,928	3,076	38,141	1,17,474	4,13,419	2,51,269	1,77,000
Bricks— Firebricks . . . No.	34,777	101,472	29,817	47,630	44,407	9,295	17,765	4,691	8,531	8,170
Cement—										
Portland . . . Tons	8,672	5,952	4,366	5,860	3,331	4,87,705	3,50,598	2,35,330	2,48,220	1,55,187
Other kinds . . . "	41	147	185	73	394	7,853	19,231	26,220	10,845	47,311
Tiles No.	863,110	1,173,046	895,120	968,608	715,593	74,393	1,50,788	1,64,394	1,68,325	94,001
Other sorts . . . Value	—	—	—	—	—	32,849	31,658	63,633	57,005	29,071
Total of Building and Engineering Materials . . .	—	—	—	—	—	6,50,236	6,87,559	9,07,737	7,44,004	5,11,244
Buttons of all sorts . . . Value	—	—	—	—	—	3,48,441	3,44,021	6,41,895	4,26,507	4,77,692
Candles of all kinds . . . Lbs.	35,444	78,630	93,229	145,587	174,143	16,718	35,965	37,937	54,296	59,313
Chemicals and chemical preparations (excluding chemical manures and medicines)—										
Acids—										
Nitric Cwts.	12	28	36	95	193	1,591	2,500	2,607	5,433	8,424
Sulphuric "	92	123	271	2,147	303	4,358	6,839	10,226	45,957	13,149
Tartaric "	1,075	1,117	1,047	719	991	81,336	77,324	72,764	65,000	1,02,848
Other sorts "	432	253	308	1,230	808	25,415	13,877	27,172	41,176	29,907
[Total of Acids]	1,611	1,526	2,162	4,191	2,300	1,12,700	1,00,630	1,12,769	1,57,566	1,53,323
Alum "	22,570	13,495	21,364	27,216	14,689	1,79,343	91,170	1,47,809	1,67,614	90,742
Aluminous sulphates . . . "	411	834	204	956	1,051	2,378	4,115	1,031	4,461	4,656
Ammonia and salts thereof—										
Anhydrous "	289	419	331	338	708	62,762	61,335	43,961	47,468	99,634
Others "	3,287	3,583	3,119	4,237	3,927	1,07,680	96,529	82,053	1,00,856	85,430
Coppers "	3,372	2,400	2,394	1,763	2,372	13,753	10,013	9,403	7,133	9,919
Copper sulphate "	996	774	913	1,405	1,272	18,894	15,435	18,143	26,345	25,639
Disinfectants—										
Naphthalene "	1,739	1,072	1,130	1,634	1,411	27,358	12,678	16,233	24,087	21,621
Others "	2,720	3,685	3,083	3,930	2,724	80,272	1,03,870	75,394	1,05,900	76,484
Magnesium compounds—										
Sulphate "	4,911	5,937	3,629	5,101	4,789	22,084	25,685	17,443	20,897	17,756
Others "	1	10	11	11	3	26	117	611	170	123
Potassium compounds—										
Chlorate "	101	388	754	1,061	1,330	1,923	9,073	16,212	20,637	34,382
Others "	280	330	442	584	439	15,105	22,327	23,062	42,406	36,933
Soda compounds—										
Bicarbonate of Soda (Sodium Bicarbonate) . . . "	21,438	16,895	12,738	13,385	15,295	2,07,404	1,33,867	98,394	1,41,038	1,11,043
Caustic Soda (Sodium Hydroxide) "	34,012	23,215	40,011	41,972	32,629	4,23,464	3,03,305	4,23,529	4,46,362	3,50,448
Sodium Silicate "	940	2,761	5,038	2,617	3,751	9,515	24,869	38,730	20,423	20,314
Sodium Carbonate (Soda Ash and Soda Crystals) . . . "	141,042	158,159	171,093	201,032	213,515	9,97,084	9,43,571	10,41,460	12,02,296	13,01,956
Other sorts "	801	459	1,093	616	1,533	15,269	9,946	16,825	13,666	28,630
Total of Soda Compounds	198,283	206,489	229,973	264,622	266,723	16,55,736	14,16,058	16,18,928	18,23,805	18,21,391
Sulphur (Brimstone) . . . Cwts.	3,937	4,005	5,439	5,536	3,932	20,167	20,930	29,679	33,451	51,723
Other sorts of Chemicals . Value	—	—	—	—	—	2,04,488	2,35,316	2,67,187	3,25,461	3,59,226
Total of Chemical	—	—	—	—	—	25,14,659	22,15,681	24,79,988	29,03,307	28,79,035
Clocks and Watches and parts thereof—										
Clocks and time-pieces . . . No.	30,981	36,789	25,829	31,766	35,145	1,25,349	1,96,232	93,163	1,57,531	1,66,601
Others Value	—	—	—	—	—	7,012	12,633	9,919	14,306	17,124
Total of Clocks and Watches	—	—	—	—	—	1,32,361	1,78,865	1,03,082	1,71,837	1,83,725

No. 12—continued
IMPORTS—continued

PRINCIPAL AND OTHER ARTICLES	QUANTITY					VALUE				
	1924-25	1925-26	1926-27	1927-28	1928-29	1924-25	1925-26	1926-27	1927-28	1928-29
						₹	₹	₹	₹	₹
<i>BIND—continued</i>										
<i>KARACHI—continued</i>										
Coal and Coke—										
Coal Tons	106,890	83,452	14,908	30,823	25,256	27,23,791	20,52,961	3,09,159	7,26,843	5,54,777
Coke "	632	507	343	52	100	31,387	24,508	13,075	2,113	4,126
Total of Coal and Coke "	107,522	83,959	14,645	30,875	25,356	27,60,178	20,77,469	3,22,234	7,28,956	5,58,903
Cutlery—										
Pruning knives . . . Value	—	—	—	—	—	—	13	1,476	32	—
Other kinds "	—	—	—	—	—	7,67,374	6,58,384	5,87,043	5,39,764	5,27,984
Total of Cutlery "	—	—	—	—	—	7,67,374	6,58,397	5,88,524	5,39,796	5,27,984
Drugs and Medicines (excluding chemicals and narcotics)—										
Proprietary and Patent Medicines Value	—	—	—	—	—	3,06,020	3,29,344	3,71,324	3,95,793	4,02,973
Quinine salts—										
Quinine Sulphate or bi- sulphate Lbs.	2,153	3,438	2,316	4,040	3,035	63,163	1,02,408	69,998	96,327	64,303
Quinine Hydrochloride or Dihydrochloride . . . "	421	421	410	707	490	16,926	16,491	13,443	25,346	15,926
Other sorts "	403	404	279	611	537	10,450	11,694	8,448	16,113	14,927
Total of Quinine salts "	2,977	4,310	3,605	5,358	4,062	95,544	1,30,593	91,889	1,38,286	95,056
Saccharin "	—	2	5,117	7,364	14,612	204	317	15,316	2,251	47,764
Other sorts of Drugs and Medicines Value	—	—	—	—	—	4,78,049	5,14,860	5,87,210	6,53,264	6,08,864
Total of Drugs and Medicines "	—	—	—	—	—	8,79,817	9,75,123	10,65,739	12,09,594	11,54,657
Dyeing and Tanning substances—										
Dyes obtained from coal tar—										
Alicarins Dyos Lbs.	625,717	82,116	210,481	387,667	562,638	4,03,916	45,605	1,33,375	2,25,443	2,67,578
Aniline Dyos "	368,443	287,731	320,539	310,099	597,276	7,30,105	4,84,137	4,87,880	4,42,550	7,59,582
Others "	—	—	—	—	—	106	—	—	—	—
Other sorts (including laccye) Value	—	—	—	—	—	17,356	15,359	4,957	28,317	19,945
Total of Dyeing and Tanning substances "	—	—	—	—	—	11,51,482	5,45,101	6,26,212	6,96,319	10,47,105
Earthenware and Porcelain—										
Earthenware—										
Pipes of earthenware . . Cwts.	2,195	2,094	2,369	2,644	6,657	13,880	15,018	14,101	16,902	39,629
Sanitary ware Value	—	—	—	—	—	48,417	52,291	44,730	56,835	70,870
Other kinds "	—	—	—	—	—	1,26,566	79,412	77,190	54,052	67,365
Porcelain—										
Electrical "	—	—	—	—	—	2,620	23,231	11,700	38,766	40,180
Other kinds "	—	—	—	—	—	2,51,680	3,03,293	3,12,265	3,93,251	5,19,594
Total of Earthenware and Porcelain "	—	—	—	—	—	4,43,363	4,73,245	4,59,995	5,59,806	7,37,747
Electroplated ware "	—	—	—	—	—	92,424	77,934	1,14,729	63,822	1,25,805
Fruits and Vegetables—										
Fresh fruits and vegetables—										
Fresh fruits "	—	—	—	—	—	604	1,133	1,649	2,317	2,944
Fresh vegetables of all kinds "	—	—	—	—	—	66,749	1,01,864	2,65,182	3,13,599	2,43,880
Total of Fresh Fruits and Vegetables "	—	—	—	—	—	67,353	1,02,997	2,66,831	3,20,916	2,46,824

TRADE AT CHIEF PORT
KARACHI

(122)

No. 12—continued
IMPORTS—continued

PRINCIPAL AND OTHER ARTICLES	QUANTITY					VALUE				
	1924-25	1925-26	1926-27	1927-28	1928-29	1924-25	1925-26	1926-27	1927-28	1928-29
						R	R	R	R	R
SIND—continued										
KARACHI—continued										
Fruits and Vegetables—continued										
Fruits and Vegetables : dried, salted, or preserved, not being canned or bottled—										
Almonds Tons	97	138	144	98	94	47,650	66,952	98,705	69,875	52,891
Dates "	18,480	10,825	15,001	19,417	17,323	28,08,489	28,74,302	30,15,616	27,88,507	22,22,748
Other sorts "	69	52	94	108	138	67,311	43,558	76,475	61,611	93,783
Total of Fruits and Vegetables : dried, salted, or preserved, etc., "	18,646	20,016	15,239	10,623	18,055	25,13,450	29,84,812	31,90,796	28,60,793	23,69,410
Total of Fruits and Vegetables Value	—	—	—	—	—	25,80,808	30,87,809	34,57,627	31,90,790	26,16,234
Furniture and Cabinetware—										
Bedsteads "	—	—	—	—	—	30,206	21,089	53,331	56,095	49,176
Furniture of wood (other than bedstead) "	—	—	—	—	—	51,699	63,031	96,203	1,49,784	1,15,066
Furniture of other materials (other than bedstead) "	—	—	—	—	—	32,596	38,378	44,261	37,904	31,158
Mouldings "	—	—	—	—	—	24,406	48,777	61,832	37,466	48,371
Total of Furniture and Cabinetware "	—	—	—	—	—	1,39,907	1,72,175	2,56,717	2,81,339	2,98,770
Glass and Glassware—										
Bangles "	—	—	—	—	—	60,727	57,678	70,558	29,302	25,983
Beads and false pearls Cwts.	1,356	1,611	2,108	1,160	1,552	2,87,727	3,29,589	3,23,322	2,38,072	2,99,326
Bottles and phials—										
Soda water bottles Gross	8,741	10,414	11,940	8,389	9,309	3,09,718	3,15,468	3,34,571	2,39,134	2,57,331
Others "	8,520	18,092	21,739	18,464	21,499	95,710	1,82,111	1,04,235	1,71,395	1,76,181
Total of Bottles and Phials "	17,261	28,506	33,679	26,853	31,808	4,05,428	4,97,579	4,38,806	4,10,529	4,33,514
Funnels, globes, and glass parts of lamps Value	—	—	—	—	—	1,02,112	1,00,302	1,71,158	2,38,364	1,41,182
Scientific glassware "	—	—	—	—	—	35,743	48,188	55,640	55,749	49,147
Sheet and plate { Sqr. Ft. Cwts.	2,148,434 22,045	1,825,868 17,657	3,141,646 29,947	1,932,906 21,949	2,684,343 29,927	3,12,605	2,48,431	3,33,023	2,81,691	3,25,174
Tableware (including decanters, tumblers, etc.) Value	—	—	—	—	—	1,28,332	1,63,413	2,17,259	1,83,315	2,20,848
Other glassware "	—	—	—	—	—	56,443	53,309	57,053	85,562	79,004
Total of Glass and Glassware "	—	—	—	—	—	13,99,317	14,88,430	17,16,900	15,22,274	15,74,178
Grain, Pulse, and Flour—										
Barley Tons	43	..	146	..	2	4,733	—	14,188	..	322
Wheat "	1	..	105,507	160	..	1,52,00,330
Pulse "	258	2	686	216	682	31,357	1,296	1,20,010	43,474	1,16,149
Other sorts "	3	5	137	393	419	913	1,874	18,396	46,545	60,825
Total of Grain, Pulse, and Flour "	304	7	970	549	106,560	37,503	3,170	1,52,754	90,019	1,53,72,226
Hardware, excluding cutlery and electroplated ware—										
Agricultural implements Value										
Buckets of tinned or galvanized iron "	—	—	—	—	—	6,286	11,354	34,296	55,848	23,371
Builders' hardware, such as locks, hinges, door bolts, etc., "	—	—	—	—	—	5,25,812	5,98,089	6,31,972	5,85,928	7,48,273
Domestic hardware, other than enamelled ironware Value	—	—	—	—	—	1,08,011	1,42,297	1,20,568	1,34,316	1,06,795
Enamelled ironware "	—	—	—	—	—	1,08,569	1,36,826	1,61,341	1,67,550	2,44,997
Implements and tools other than agricultural implements and machine tools "	—	—	—	—	—	3,15,546	3,68,551	3,10,146	3,20,359	10,23,362
Lamps, metal No.	649,543	643,793	695,204	450,361	322,718	9,20,395	8,23,836	8,70,118	5,50,400	9,53,418
Stoves "	14,711	19,448	16,581	15,207	17,954	76,006	1,14,714	87,717	83,477	95,647
Other sorts Value	—	—	—	—	—	13,93,259	13,64,182	12,31,898	14,71,339	19,46,026
Total of Hardware, etc., "	—	—	—	—	—	39,49,615	40,61,087	40,68,195	38,55,733	52,32,332
Hides and Skins, raw—										
Hides, raw { Tons	1	9	1	..	8	400	3,150	1,046	631	7,015
No.	—302	—398	—338	—199	—1,478					
Skins, raw { Tons	2	10	10	24	35	5,558	59,986	24,334	58,297	59,529
No.	—5,598	—54,153	—32,126	—30,157	—46,212					
Total of Hides and Skins, raw, { Tons	3	19	11	24	43	5,958	63,136	25,280	58,926	66,545
No.	—5,900	—57,051	—22,464	—30,356	—49,688					

No. 12—continued
IMPORTS—continued

PRINCIPAL AND OTHER ARTICLES	QUANTITY					VALUE				
	1924-25	1925-26	1926-27	1927-28	1928-29	1924-25	1925-26	1926-27	1927-28	1928-29
						R	R	R	R	R
<i>IND—continued</i>										
<i>KARACHI—continued</i>										
Instruments, Apparatus, and Appliances, and parts thereof— Electrical, including telegraph and telephone apparatus, not being Machinery— Electric fans and parts thereof . . . Value	—	—	—	—	—	2,28,278	2,35,567	3,59,566	3,36,363	3,04,052
Electric wires and cables— Rubber insulated . . . "	—	—	—	—	—	97,884	74,871	77,457	1,67,401	2,11,486
Insulations, other than rubber . . . "	—	—	—	—	—	5,853	1,50,051	1,55,105	56,147	1,01,480
Telegraph and telephone wires and cables . . . "	—	—	—	—	—	16,972	6,976	8,000	2,582	8,483
Bare copper wire (Electrolytic) other than telegraph and telephone wires Value	—	—	—	—	—	77,487	85,013	5,127	10,040	1,835
Electric lamps and parts thereof— Electric Glow lamps No.	418,805	426,554	265,251	527,257	525,407	1,46,283	1,94,388	1,46,826	2,42,821	2,47,503
Electric lamps, other sorts . . . "	6,738	3,561	3,941	2,871	2,225	4,230	4,336	45,635	32,031	29,297
Parts and accessories of electric lamps . Value	—	—	—	—	—	60,810	10,640	2,245	5,780	23,378
Batteries "	—	—	—	—	—	61,898	79,455	8,507	8,612	13,063
Electric lighting accessories and fittings (including switches) . . . "	—	—	—	—	—	61,025	1,44,036	1,03,947	1,74,137	2,24,917
Electric instruments (other than telegraphic and telephonic)— Meters Value	—	—	—	—	—	69,317	79,895	61,078	68,075	86,181
Electrical goods and apparatus not enumerated . . . "	—	—	—	—	—	1,63,839	2,79,892	3,53,084	2,76,134	5,14,405
Other sorts "	—	—	—	—	—	86	8,968	26,211	25,035	78,305
Total of Electrical Instruments, etc. . . "	—	—	—	—	—	9,88,407	13,65,544	14,22,788	15,15,081	16,45,075
Musical— Pianos and piano players, complete . . . No.	19	35	36	38	37	15,769	26,974	32,918	29,987	29,001
Talking machines and accessories— Talking machines . . . "	1,026	2,023	1,609	2,092	3,068	39,942	67,383	56,428	63,765	90,730
Records "	1,564	1,855	1,829	2,830	3,047	3,182	2,816	2,291	3,032	5,138
Accessories . . . Value	—	—	—	—	—	19,150	23,951	25,335	9,822	27,953
Other sorts, including parts of Musical Instruments . . . "	—	—	—	—	—	1,64,272	1,51,484	1,75,441	1,20,258	1,59,784
Total of Musical Instruments . . . "	—	—	—	—	—	2,42,315	2,73,298	2,91,413	2,26,864	3,12,603
Optical "	—	—	—	—	—	1,73,315	2,00,888	1,85,025	1,11,714	2,23,921
Photographic— Cinematograph films . Length in Feet	137,491	109,205	164,553	—	—	35,021	16,941	21,010	—	—
Raw films, i.e., blank films on which no picture has been impressed (a) . . . "	—	—	—	1,391	—	—	—	—	164	—
Exposed films (a) . . . "	—	—	—	284,977	574,680	—	—	—	41,940	98,121
Photographic other than cinematograph films Value	—	—	—	—	—	57,383	52,545	50,063	40,885	91,568
Scientific and philosophical "	—	—	—	—	—	1,73,212	1,48,217	1,37,652	94,828	89,434
Surgical "	—	—	—	—	—	1,57,803	1,90,118	2,49,763	2,44,100	2,61,098
Wireless apparatus "	—	—	—	—	—	—	7,273	8,468	13,904	2,10,099
Other kinds "	—	—	—	—	—	1,37,625	2,36,803	3,89,384	3,44,417	5,63,749
Total of Instruments, Apparatus, etc. . . "	—	—	—	—	—	19,64,961	24,90,831	27,26,461	26,33,700	36,95,668
Jewellery (excluding imitation jewellery and precious stones and pearls, unset), also Plate of Gold and Silver— Jewellery "	—	—	—	—	—	24,998	33,603	24,019	45,014	76,132
Plate of gold and silver "	—	—	—	—	—	61,232	69,529	39,105	49,459	64,556
Total of Jewellery, etc. . . "	—	—	—	—	—	86,230	1,02,132	64,024	94,473	1,20,687

(a) Separately shown from 1927-28.

TRADE AT CHIEF PORT
KARACHI

(124)

No. 12—continued
IMPORTS—continued

PRINCIPAL AND OTHER ARTICLES	QUANTITY					VALUE				
	1924-25	1925-26	1926-27	1927-28	1928-29	1924-25	1925-26	1926-27	1927-28	1928-
						R	R	R	R	R
SIND—continued										
KARACHI—continued										
Leather—				7	2					
Hides, tanned or dressed	Tons						3,666	4,249	68,760	21,
	No.	—2,245	—199	—1,626	—546					
Skins, tanned or dressed	Tons	—28,609	—28,101	—3,768	—3,618	—6,525	53,036	29,638	13,085	7,049
	No.									
Unwrought	Cwts.	30	20	25	83	92	28,048	9,115	16,571	40,771
Leather cloth (including artificial leather)	Sq. yards	104	32,234	23,163	25,083	18,134	18,270	40,330	25,083	28,003
Manufactures (excluding boots and shoes and belting for machinery)—										
Bags and trunks	Cwts.	37	75	54	46	34	13,209	20,096	19,131	19,244
Saddlery and harness	"	23	31	14	17	20	15,669	12,069	12,482	18,741
Other sorts	Value	—	—	—	—	—	40,061	50,377	30,580	28,196
Total value of leather manufactures	"	—	—	—	—	—	68,930	83,442	62,143	66,181
Total of Leather	"	—	—	—	—	—	1,68,288	1,66,241	1,21,131	2,10,764
Liquors, including denatured and perfumed spirits—										
Ale, beer and porter—										
Ale and Beer—										
In bottle	Gals.	361,691	371,366	297,207	337,133	365,055	8,11,100	10,26,285	9,79,407	11,51,895
In bulk	"	476,118	433,235	334,926	439,024	461,894	9,16,918	8,22,128	6,80,103	7,90,020
Total of Ale and Beer	"	777,809	804,601	632,133	776,157	826,949	17,28,108	18,47,413	16,59,510	19,41,915
Stout and Porter—										
In bottle	"	17,997	17,164	22,000	17,935	12,601	87,252	73,145	95,186	79,600
In bulk	"	7,880	6,120	9,880	5,876	2,340	17,120	12,100	17,090	10,648
Total of Stout and Porter	"	25,877	23,284	31,880	23,811	14,941	1,04,372	90,245	1,12,276	90,248
Total of Ale, beer and porter,	"	803,686	827,885	664,013	799,968	841,890	18,32,480	19,37,658	17,71,786	20,32,161
Cider and other fermented liquors										
	"	1,902	2,671	1,833	2,566	2,243	11,150	18,547	10,862	16,149
Spirit—										
Brandy	Liquid	61,306	71,035	75,698	58,380	64,021	8,16,409	9,09,138	9,30,491	7,50,675
	Proof	48,717	55,967	59,137	45,052	49,386				8,54,058
Gin	Liquid	15,006	14,684	19,029	20,736	18,555	1,72,057	1,57,449	2,08,391	2,32,682
	Proof	10,918	10,678	13,944	15,113	13,733				1,98,215
Liqueurs	Liquid	2,831	4,649	4,957	3,125	3,574	50,967	77,290	76,915	51,259
Rum	Liquid	929	1,818	1,273	1,040	1,176	9,247	16,344	12,006	8,333
	Proof	726	1,495	1,083	798	897				11,681
Whisky	Liquid	111,596	125,310	120,176	111,245	117,477	20,07,635	23,44,976	21,64,019	21,14,331
	Proof	85,176	95,423	91,093	84,880	89,069				22,20,783
Spirit, present in drugs, medicines, or chemicals	Liquid	3,009	3,835	5,264	5,811	5,377	99,390	1,07,499	1,29,441	1,52,694
Spirit, perfumed	"	663	829	907	887	763	58,259	75,632	67,637	69,452
Spirit, Methylated	"	5	45
Spirit, denatured—										
Imported direct	"	..	4	4	18	25	41	79
Denatured at Custom House immediately on arrival before clearance	Liquid	..	5,976	21,738	27,708	29,820	..	8,965	30,201	33,997
Other sorts of spirit	"	4,265	8,502	3,720	4,510	5,291	1,79,321	2,01,474	1,59,174	1,84,153
Total of Spirit	"	300,600	256,642	282,767	233,550	246,044	33,69,331	38,98,792	37,78,368	35,97,655

No. 12—continued

IMPORTS—continued

PRINCIPAL AND OTHER ARTICLES	QUANTITY					VALUE				
	1924-25	1925-26	1926-27	1927-28	1928-29	1924-25	1925-26	1926-27	1927-28	1928-29
						R	R	R	R	R
<i>SIND—continued</i> <i>KARACHI—continued</i> Liquors, including denatured and perfumed spirits— <i>continued</i>										
Wines— Champagne and other sparkling wines . Gals.	2,542	5,228	4,395	4,167	4,668	89,777	1,59,760	1,57,019	1,56,510	1,64,684
Port "	5,975	8,740	8,525	7,666	6,250	82,628	1,23,978	1,31,601	1,23,062	99,079
Still red wines, other than port "	3,702	4,932	4,593	3,849	3,392	39,262	55,895	41,998	41,853	41,228
Sherry, madeira, and marsala "	3,220	5,656	5,768	4,775	4,817	58,231	99,495	97,809	91,504	89,937
Still white wines other than sherry, madeira and marsala "	1,798	3,312	2,515	3,312	3,400	19,940	32,076	30,066	44,961	40,444
Other sorts of wines including vermouth and ginger wine "	29,837	21,908	25,418	29,141	28,748	2,60,808	1,82,577	1,93,352	2,20,364	2,25,037
Total of Wines "	46,624	49,770	51,004	52,910	51,270	5,40,841	6,44,781	6,51,845	6,72,274	6,42,409
Total of Liquors "	1,052,812	1,116,974	999,617	1,088,994	1,141,447	57,77,802	64,99,778	62,12,859	63,24,239	65,40,208
Machinery and Millwork— Prime-movers (other than Electrical)— Locomotives (excluding those for railways)— Oil engines No.	6	17	7	10	28	46,727	32,007	23,407	37,864	1,25,660
Parts of oil engines Value	—	—	—	—	—	1,514	11,711	2,006	5,512	33,214
Steam engines No.	27	18	33	8	10	2,89,751	1,72,812	3,38,085	1,14,617	85,856
Parts of steam engine Value	—	—	—	—	—	57,896	17,204	51,035	39,850	1,27,480
Others "	—	—	—	—	—	5,095	1,22,708	..	16,065	—
† Railway Locomotive Engines and tenders as parts "	—	—	—	—	—	—	—	—	—	1,25,745
Other than Locomotives— Gas engines No.	6	8	12	12	29	11,743	9,092	20,311	7,866	93,247
Parts of gas engines Value	—	—	—	—	—	8,623	17,634	1,764	1,954	1,773
Oil engines No.	575	683	580	299	441	16,90,998	17,60,585	14,97,718	10,87,497	11,02,582
Parts of oil engines Value	—	—	—	—	—	1,09,227	1,49,646	1,48,045	2,68,359	1,56,352
Steam engines No.	19	73	37	12	7	1,50,805	5,10,710	2,35,341	1,16,915	32,569
Parts of steam engines Value	—	—	—	—	—	41,002	41,626	22,905	23,949	1,10,724
Others "	—	—	—	—	—	41,910	1,44,515	29,639	..	3,025
Total of Prime-movers "	—	—	—	—	—	24,53,291	29,91,301	23,70,257	17,20,448	21,92,227
Electrical machinery of all kinds, not including Instruments, apparatus, appliances and parts thereof— Control and Switchgear "	—	—	—	—	—	3,71,166	4,51,368	2,62,867	3,48,485	3,07,668
Generators, alternators, and dynamos "	—	—	—	—	—	2,30,567	4,65,765	4,02,912	2,80,193	5,11,638
Motors "	—	—	—	—	—	1,48,627	2,68,650	1,20,737	1,82,995	1,25,414
Transformers "	—	—	—	—	—	1,26,209	1,83,462	1,28,007	1,03,175	1,09,889
Turbo generating sets "	—	—	—	—	—	10,729	1,55,944	..	12,996	5,488
Other kinds "	—	—	—	—	—	3,42,720	4,22,873	13,00,017	13,91,118	14,19,229
Total of Electrical Machinery "	—	—	—	—	—	12,30,018	19,48,562	22,14,540	23,24,962	24,78,726
Machinery, not being Prime-movers, or Electrical Machinery— Aerated water making machinery "	—	—	—	—	—	43,478	38,910	48,758	28,338	24,681
Agricultural Machinery— Agricultural tractors and parts "	—	—	—	—	—	11,443	39,091	55,020	17,251	41,280
Ploughs and parts "	—	—	—	—	—	27,410	52,961	59,324	58,556	53,020
Other sorts "	—	—	—	—	—	2,16,260	3,50,858	3,67,745	2,36,185	2,59,709
Bollers "	—	—	—	—	—	2,85,814	3,79,284	3,66,677	1,74,902	3,15,173
Metal-working machinery (including Machine tools) "	—	—	—	—	—	3,23,352	3,59,132	2,96,421	3,74,905	3,59,744
Mining Machinery "	—	—	—	—	—	9,82,608	16,18,747	6,18,932	9,10,413	22,16,305
Oil-crushing and refining machinery "	—	—	—	—	—	1,40,313	1,46,547	1,72,108	1,39,861	1,01,407
Paper mill machinery "	—	—	—	—	—	—	—	4,68,727
Refrigerating machinery "	—	—	—	—	—	1,17,990	2,56,314	2,26,488	1,63,347	3,08,735
Rice and flour mill machinery "	—	—	—	—	—	5,88,371	5,82,114	3,17,816	2,30,418	1,51,381
Saw-mill and wood-working machinery "	—	—	—	—	—	39,743	18,712	48,326	40,415	57,534
Sewing and knitting machines and parts thereof— Sewing and knitting machines No.	29,972	31,068	34,279	38,585	31,593	27,66,295	27,80,833	30,98,549	30,49,296	27,66,089
Parts of sewing and knitting machines and accessories Value	—	—	—	—	—	2,01,710	2,38,635	1,89,038	3,15,916	2,63,063
Total value of sewing and knitting machines and parts thereof "	—	—	—	—	—	29,68,005	30,19,468	32,87,587	33,65,212	30,29,152

† Recorded under " Railway plant and Rolling stock " prior to 1928-29

TRADE AT CHIEF PORT
KARACHI

(126)

No. 12—continued
IMPORTS—continued

PRINCIPAL AND OTHER ARTICLES	QUANTITY					VALUE				
	1924-25	1925-26	1926-27	1927-28	1928-29	1924-25	1925-26	1926-27	1927-28	1928-29
						R	R	R	Rs	R
SIND—continued										
KARACHI—continued										
Machinery and Millwork— continued										
Machinery, not being Prime- movers, etc.—continued										
Textile machinery—										
Cotton Value	—	—	—	—	—	3,39,340	9,81,078	4,89,077	2,06,024	1,86,254
Wool "	—	—	—	—	—	2,79,204	83,733	1,23,698	62,401	84,951
Other sorts "	—	—	—	—	—	93,956	1,957	1,20,265	34,085	36,584
Total of Textile machinery "	—	—	—	—	—	7,12,500	10,66,165	7,38,040	2,92,510	3,07,789
Typewriters—										
Typewriters No.	650	1,231	1,001	1,831	2,068	1,09,503	1,75,053	2,48,278	2,73,242	2,93,102
Parts and accesso- ries Value	—	—	—	—	—	7,656	8,351	5,609	13,250	13,319
Total of Typewriters "	—	—	—	—	—	1,17,159	1,83,404	2,53,887	2,86,492	3,06,421
Other sorts of Machinery excluding printing machinery "	—	—	—	—	—	15,17,684	14,44,466	23,06,653	14,41,214	19,72,869
Total of Machinery, not being Prime- movers, etc. "	—	—	—	—	—	80,97,589	1,05,01,168	91,58,727	78,10,098	1,24,52,593
Total of Machinery and Millwork "	—	—	—	—	—	1,17,80,839	1,54,39,031	1,37,43,524	1,18,55,508	1,46,44,820
Manures—										
Artificial and mineral manures—										
Sulphate of Ammonia Ton	120	5	167	23,500	844	27,471
Others "	56	114	99	90	169	14,844	21,727	18,562	16,557	27,198
Fish manures "	310	4,155	15,644	98,075
Other kinds "	36	20	39	55	97	2,872	1,235	2,777	4,379	8,995
Total of manures "	92	134	258	460	1,538	17,216	22,962	45,189	37,424	1,61,739
Matches—										
Safety { Gross of Boxes	652,228	930,756	585,328	223,595	178,851	6,99,706	9,73,153	5,80,712	2,39,020	1,91,167
Other sorts "	314,650	378,005	447,215	395,200	124,800	4,18,364	4,57,136	5,52,097	4,81,647	1,61,049
Total of Matches "	966,878	1,314,761	1,032,543	618,795	303,651	11,18,070	14,30,289	11,32,809	7,20,667	3,52,216
Metals and Ores—										
Aluminium —										
Wrought—										
Circles "	..	603	223	281	1,232	..	66,619	19,804	22,023	98,678
Sheets "	5	7	16	27	30	749	1,108	1,599	2,443	10,751
Other manufactures "	63	45	45	130	130	7,562	10,679	7,812	22,748	24,237
Total of Aluminium, wrought "	68	655	283	438	1,492	8,311	78,406	29,215	47,222	1,38,686
Total of Aluminium "	68	655	283	438	1,492	8,311	78,406	29,215	47,222	1,38,686
Brass, bronze, and similar alloys and manufactures thereof—										
Unwrought Cwts.	..	1	267
Wrought—										
Yellow metal for sheathing "	10,203	6,410	6,083	5,366	3,430	5,65,865	3,43,603	3,15,655	2,51,413	4,11,933
Other sorts "	1,612	1,101	1,053	896	2,483	62,635	64,860	68,976	77,087	1,69,168
Total of Brass, Bronze, etc. "	11,715	7,512	7,136	6,262	10,913	6,28,500	4,08,780	3,84,631	3,28,500	5,31,099
Copper—										
Old, for re-manufacture "	65	33	188	2	635	2,594	1,217	4,420	96	18,850
Unwrought—										
Tiles, ingots, cakes, bricks and slabs "	271	1	..	124	291	14,645	53	10	5,535	9,093
Wrought—										
Rods "	46	20	13	79	1,553	2,904	1,751	1,175	4,901	81,696
Sheets "	11,784	16,522	13,798	11,619	17,235	7,34,743	9,05,186	7,23,434	5,00,691	9,06,350
Wire, excluding wire of telegraph and telephone "	31	185	99	67	44	2,351	10,643	6,928	4,531	2,844
Other manufactures "	239	1,202	752	305	593	27,312	84,765	48,102	28,549	69,412
Total of Copper, wrought "	12,100	16,935	14,665	12,070	19,435	7,67,310	10,02,345	7,79,639	6,28,672	10,60,306
Total of Copper "	12,436	16,969	14,798	12,193	20,361	7,84,549	10,03,615	7,84,069	6,34,302	10,83,740
Iron—										
Pig Tons	706	3	66,936	270	16

No. 12—continued
IMPORTS—continued

PRINCIPAL AND OTHER ARTICLES	QUANTITY					VALUE				
	1924-25	1925-26	1926-27	1927-28	1928-29	1924-25	1925-26	1926-27	1927-28	1928-29
						R	R	R	R	R
<i>SIND—continued</i> <i>KARACHI—continued</i> Metals and Ores—continued Iron—continued Manufactures— Angle and Tee, Bolt and rod— Protected * . Tons	..	71	..	9	35,531	..	1,577	192
Not protected . . "	2	5	1	297	536	..	917	190
Bars and Channels— Protected * . . "	..	15	..	1	52	..	2,617	219	353	9,748
Not protected . . "	11	58	41	64	38	3,021	19,075	9,968	18,391	9,158
Total of Iron manufactures— Protected * . . "	..	86	..	10	52	..	38,148	219	1,930	9,940
Not protected . . "	13	61	41	59	34	3,318	19,611	9,968	19,308	9,343
Total of Iron manufactures . . "	13	147	41	69	86	3,318	57,769	10,187	21,238	19,283
Total of Iron . . "	719	150	41	69	86	60,254	58,029	16,208	21,238	19,283
Steel— Angle and tee— Protected * . . "	3,947	5,619	6,740	9,306	11,987	5,75,815	7,74,357	8,34,355	11,07,523	14,36,020
Not protected . . "	1,495	1	..	2,26,649	15	..	406	..
Spring "	416	748	484	496	..	70,974	99,102	59,814	63,631	8
Bars other than Cast Steel— Protected * . . "	10,905	14,544	10,699	13,780	18,525	15,29,189	19,19,626	13,19,927	15,74,181	16,30,890
Not protected . . "	7,498	8,926	7,435	12,227	16,909	10,90,462	4,42,972	7,81,832	10,84,270	17,13,824
Channels "	8	1,705
Cast— Tool steel— High speed "	2	7	3	11	15	4,071	31,249	21,473	23,415	35,998
Carbon "	2	28	28	52	101	2,474	10,200	8,449	15,451	41,997
Cast steel bars "	29	5	5	31	2	7,765	3,144	1,481	5,304	1,834
Other Cast Steel "	52	22	10	16	57	13,064	4,737	7,089	3,164	9,937
Total of steel, Cast "	85	62	44	110	175	27,374	49,390	39,492	48,334	89,811
Ingots, blooms, billets and slabs "	2	16	..	72	110	420	1,696	..	6,687	16,807
Total of steel— Protected * "	14,852	20,168	17,439	23,086	25,512	21,05,004	26,93,983	21,54,282	26,81,704	30,66,910
Not protected "	9,499	4,752	7,963	12,906	17,194	14,17,584	5,93,075	8,30,138	12,08,328	18,19,450
Total of steel "	24,351	24,915	25,402	35,992	42,706	35,22,588	32,87,058	29,84,420	38,85,032	48,86,360
Iron or steel— Anchors and Cables "	10	49	25	51	88	6,582	27,525	5,478	25,722	38,177
Beams, pillars, girders and bridge-work— Protected fabricated* "	14,998	302	2,685	696	89	19,13,202	1,23,585	4,77,890	97,557	14,512
.. others* "		22,465	14,492	26,882	23,721		27,73,697	16,28,847	29,65,681	26,49,386
Total of Beams, pillars, etc. . . . "	14,998	22,767	17,377	27,576	23,810	19,13,202	29,00,262	21,06,737	30,63,238	26,62,898
Bolts and nuts— Protected (a) "	766	2,30,105
Not protected "	573	262	522	429	6	2,08,102	85,498	1,65,884	1,20,215	1,534
Total "	573	262	522	429	772	2,08,102	85,498	1,65,884	1,20,215	2,31,639
Fencing materials (including Fencing wire) "	335	469	231	797	546	1,51,940	1,80,624	1,24,588	2,86,055	2,87,681
Hoops and strips "	3,838	5,008	4,480	3,492	5,884	8,24,062	10,02,785	7,43,986	4,73,564	7,34,022
Nails, rivets, and washers "	1,098	785	1,210	1,415	1,450	4,81,721	2,87,930	3,95,450	4,07,386	4,07,794
Old for re-manufacture "	350	324	685	195	138	23,734	24,351	16,363	10,292	6,900
Pipes and fittings, cast "	621	827	546	557	448	2,15,578	3,43,753	1,61,848	1,80,725	1,34,569

* (Classified from July 1924.
(a) " " April 1923.

TRADE AT CHIEF PORT
KARACHI

(128)

No. 12—continued
IMPORTS—continued

PRINCIPAL AND OTHER ARTICLES	QUANTITY					VALUE				
	1924-25	1925-26	1926-27	1927-28	1928-29	1924-25	1925-26	1926-27	1927-28	1928-29
						R	R	R	R	R
BOND—continued										
KARACHI—continued										
Metals and Ores—continued										
Iron or Steel—continued										
Rails, chairs and fish-plates, including those for railways—										
Protected *—										
Rails, 80 lbs. per yard and over and fish-plates therefor . Tons	6,492	2,232	8,365	7,175	8,957	8,77,692	2,80,663	7,63,086	8,19,198	4,65,597
Others "	—	822	801	88	78	—	75,946	22,552	8,493	7,459
Not protected "	2,019	278	60	27	184	2,64,780	29,923	7,921	15,665	1,26,215
Total of Rails, Chairs, etc. "	8,511	3,327	8,727	7,290	4,214	11,42,472	3,66,582	7,93,559	8,43,351	5,98,262
Screws† "	322	192	328	—	—	2,81,518	1,20,897	2,22,364	—	—
Wood Screws "	—	—	—	478	187	—	—	—	2,44,678	90,681
Metal thread Screws "	—	—	—	2	—	—	—	—	2,652	48
Sheets and plates—										
Galvanised—										
Corrugated—										
Protected * "	4,193	4,982	3,425	6,179	6,708	12,58,968	14,40,044	10,82,316	15,40,608	15,46,722
Plain—										
Protected (sheets) * "	3,618	4,645	3,123	7,111	5,938	11,05,721	13,74,369	9,00,236	18,45,617	14,42,379
Not protected (plates) "	1,059	52	52	39	47	3,37,593	15,367	13,945	7,587	10,247
Tinned—										
Tin plates—										
Protected * "	4,136	5,135	3,652	4,318	5,033	16,07,596	18,05,241	12,31,958	14,18,410	15,82,140
Others "	—	—	15	—	1	—	—	5,310	—	885
Not galvanised or tinned—										
Sheets (up to 1/4" thick) "										
	6,325	7,120	2,490	5,832	6,651	11,30,623	12,54,944	3,99,124	9,69,010	10,84,207
Plates over 1/4" thick (a) "	4,370	6,062	1,995	3,006	2,157	7,80,444	10,54,663	2,61,892	3,87,496	3,06,581
Other sorts "	3,272	1,420	412	1	—	5,31,801	1,87,723	40,914	358	—
Total not galvanised or tinned—										
Protected * { Fabricated	7,408	14,059	284	311	359	12,44,223	24,00,226	47,652	40,587	70,854
Others	—	—	4,447	8,521	8,215	—	—	6,22,328	13,14,971	12,70,569
Not protected "	6,561	548	166	7	234	11,98,645	97,104	31,450	1,301	49,315
Total of not galvanised or tinned sheets, "	13,967	14,602	4,897	8,839	8,808	24,42,868	24,97,330	7,01,430	13,56,859	13,90,738
Total Sheets and Plates "	26,973	29,366	15,164	26,486	26,681	67,62,846	71,32,351	39,35,190	61,69,076	59,72,611
Sleepers and keys of iron or steel for Railways—(a)										
Protected Tons	—	—	—	—	2,543	—	—	—	—	2,30,075
Not protected "	—	—	—	—	125	—	—	—	—	46,883
Total "	—	—	—	—	2,668	—	—	—	—	2,76,958
Tubes, pipes and fittings, † wrought—										
Protected * Ton	1	339	—	—	1	987	2,03,866	29	—	1,059
Not protected "	4,406	3,045	3,440	6,540	5,939	14,79,022	9,94,951	10,12,715	13,33,156	14,77,709
Wire nails—										
Protected * "	1,685	656	1,952	1,744	2,264	4,12,528	1,40,670	4,21,658	3,36,977	5,26,696
Wire rope—										
Black "	39	59	59	91	188	37,104	59,695	78,433	81,189	1,17,436
Galvanised "	21	44	82	70	123	18,408	34,451	63,086	44,963	76,974
Wire, other than fencing wire—										
Protected * "	527	402	531	748	1,106	1,29,521	81,628	1,05,773	1,47,343	1,94,666
Other manufactures of iron or steel—										
Protected * "	407	3,357	3,063	6,322	5,261	1,24,946	3,36,592	5,38,010	10,91,523	11,25,586
Not protected "	1,502	499	385	1,221	1,920	3,84,288	1,35,570	2,09,541	3,34,404	6,68,080
Total of Iron or Steel—										
Protected * "	48,463	59,345	46,556	70,595	62,711	81,32,567	1,15,19,507	78,47,681	1,16,26,955	1,06,35,779
Not protected "	22,784	12,426	12,251	15,411	21,873	59,13,072	34,40,124	32,51,056	41,19,508	49,94,847
Total "	66,247	71,771	58,807	86,006	84,583	1,40,45,639	1,49,59,631	1,10,98,689	1,57,46,463	1,56,30,626
Total of Iron and Steel "	91,317	96,836	84,250	1,22,067	1,27,375	1,81,87,881	1,83,04,718	1,40,98,312	1,96,52,728	2,05,36,269

* Classified from July 1924.
† Figures for 1927-28 are shown under sub-heads following.
(a) Transferred from Railway plant and rolling stock which ceases to be separated from 1928-29.

No. 12—continued
IMPORTS—continued

PRINCIPAL AND OTHER ARTICLES	QUANTITY					VALUE				
	1924-25	1925-26	1926-27	1927-28	1928-29	1924-25	1925-26	1926-27	1927-28	1928-29
LEAD—continued						R	R	R	R	R
KARACHI—continued										
Metals and Ores—continued										
Lead—										
Unwrought—										
Ore . . . Tons	39	116	118	180	76	21,281	67,192	61,221	85,208	23,987
Other sorts . . Cwts.	208	207	210	408	60	4,280	2,696	3,129	4,754	1,302
Wrought . . . "	1,092	1,185	1,074	1,800	1,842	28,408	40,341	35,733	35,298	43,673
Total of Lead . . Tons	104	184	177	286	171	64,914	1,10,229	1,00,683	1,25,260	74,962
Solder . . . Cwts.				817	424				87,398	39,124
Tin—										
Unwrought (blocks, ingots, bars, and slabs) . . "	1,254	1,249	1,123	1,017	1,486	2,17,254	2,42,336	2,17,089	2,05,188	2,32,088
Wrought, including plates or sheets, not being tinned iron . . "	2	13	18	15	3	683	1,693	1,267	1,416	866
Total of Tin . . . "	1,256	1,262	1,141	1,032	1,489	2,17,942	2,44,219	2,19,256	2,06,599	2,32,954
Zinc or Spelter—										
Unwrought . . . "	250	201	243	970	580	6,527	4,938	6,081	17,636	9,268
Wrought or manufactured . . "	916	483	467	398	635	30,970	18,793	17,945	13,752	22,744
Other sorts . . . "	239	227	118	56	90	2,371	2,007	1,078	579	1,000
Total of Zinc or Spelter . . "	1,405	911	828	1,424	1,305	39,768	25,738	25,104	32,019	33,012
Alk. unenumerated . . "	358	531	732	385	912	39,036	50,751	52,402	29,723	60,799
Total of Metals . . . Tons	92,741	98,294	85,556	123,370	129,309	1,98,90,220	2,01,59,226	1,56,92,851	2,10,58,543	2,27,50,666
Total of Ores . . . "	39	116	118	180	76	21,281	67,192	61,221	85,208	23,987
Total of Metals and Ores . . "	92,780	98,410	85,669	123,450	129,385	1,94,11,501	2,02,26,423	1,56,95,072	2,11,43,751	2,27,79,653
Animal . . . {										
Cwts.	1	52	50	216	16					
Gals.	25	657	683	2,701	211	246	2,098	2,687	4,634	753
Natural—										
Lemon . . . {										
Lbs.	6,696	5,218	4,742	4,621	4,412					
Gals.	745	530	528	514	491	17,998	14,815	18,256	19,123	31,959
Other sorts . . {										
Lbs.	5,095	4,680	6,152	10,822	15,062					
Gals.	566	523	673	1,172	1,672	14,210	10,756	12,429	18,180	18,257
Total of Essential oils . . {										
Lbs.	11,791	9,898	10,894	15,143	19,474					
Gals.	1,311	1,103	1,206	1,686	2,168	32,118	25,571	30,695	37,258	39,316
Mineral—										
Fuel Oils . . . {										
Gals.	4,505,557	7,271,389	7,004,573	10,431,549	9,385,138					
Tons	17,912	29,270	28,065	41,810	37,987	14,60,216	23,02,653	20,73,759	30,45,779	21,46,342
Kerosene in bulk . . Gals.	10,139,644	14,084,355	9,727,325	10,638,070	21,344,512	72,35,594	97,54,797	68,10,497	63,14,676	96,02,749
[In tins . . . "	770,196	685,762	1,158,939	1,280,207	913,409	3,52,763	7,17,099	11,19,381	12,31,601	7,56,030
Total of Kerosene . . "	10,909,840	14,770,117	10,886,264	11,918,277	22,257,921	80,38,357	1,04,72,466	79,27,288	80,06,277	1,04,46,779
Lubricating Oils . . "	545,353	753,448	1,187,955	2,022,608	765,667	11,23,645	13,93,912	19,54,043	19,96,476	16,64,909
Petroleum dangerous flashing below 76° F. . . "	936	249		184,400	166,000	2,364	493		1,85,250	1,51,837
Other kinds . . . "	31,193	1,34,571	1,17,241	205,743	451,063	63,634	71,959	2,22,656	3,36,905	3,46,573
Total of Mineral Oils . . "	15,992,379	22,929,774	19,161,933	23,707,532	33,025,789	1,07,43,713	1,42,41,480	1,21,59,798	1,36,71,967	1,50,57,231

TRADE AT CHIEF PORT
KARACHI

(130)

No. 12—continued
IMPORTS—continued

PRINCIPAL AND OTHER ARTICLES	QUANTITY					VALUE				
	1924-25	1925-26	1926-27	1927-28	1928-29	1924-25	1925-26	1926-27	1927-28	1928-29
SIND—continued KARACHI—continued Oils—continued Vegetable, non-Essential—						R	R	R	R	R
Linseed { Cwts. 2,717 { Gals. 32,828	3,519 43,788	3,307 41,173	3,025 37,650	2,678 33,307	} 56,221	} 1,00,839	} 1,41,617	} 1,23,613	} 86,421	} 3,107
Other kinds { Cwts. 1,002 { Gals. 12,448	765 9,498	1,988 18,554	560 7,001	37 473						
Total of Vegetable non-essential oils { Cwts. 3,719 { Gals. 46,281	4,274 53,284	4,395 54,727	3,585 44,720	2,715 33,760	1,82,917	2,07,506	1,99,329	1,55,145	99,588	
Total of Oils Gals.	16,040,496	22,834,818	19,217,693	23,756,689	33,061,943	1,00,58,994	1,44,76,655	1,24,22,867	1,38,08,724	1,51,06,923
Oil cloth and floor cloth Sq. Yds.	31,248	27,006	51,845	35,388	77,846	40,142	33,610	49,457	84,098	80,565
Paints, and Painters' materials—										
Paints and Colours—										
Blue Paint or Paris blue Cwts.	892	658	1,340	1,368	354	95,077	47,744	86,502	86,756	24,037
Enamels prepared "	1,119	588	1,120	1,128	610	1,05,154	48,427	58,560	97,880	53,468
Graphite "	40	40	174	123	621	1,231	1,801	3,578	4,508	16,682
Red Lead—										
Genuine, dry "	398	651	681	1,308	2,326	15,458	22,083	22,586	39,410	51,894
Reduced "	154	107	91	77	20	3,913	2,183	1,855	1,548	349
White Lead—										
Genuine, dry "	37	73	41	70	53	1,553	3,421	1,712	2,059	2,292
Reduced "	5	8	27	3	8	152	275	293	79	225
Genuine, moist "	397	315	123	77	16	14,390	12,043	4,419	2,564	531
Reduced "	11	111	100	336	14	449	3,977	2,672	7,777	373
Zinc White—										
Genuine, dry "	162	183	144	304	216	7,800	3,882	6,146	13,372	9,150
Reduced "	32	81	4	68	22	802	2,378	107	1,181	429
Genuine, moist "	1,078	1,637	1,612	1,964	1,430	47,726	64,421	62,671	76,629	56,107
Reduced "	6,294	5,791	6,665	3,812	4,421	1,76,901	1,49,785	1,68,541	94,439	1,04,518
Other sorts "	10,682	14,301	13,759	16,377	22,138	3,52,700	4,15,394	4,16,746	4,74,971	6,17,780
Total of Paints and Colours and Painters' materials (other than paints and colours)—	21,301	24,594	25,851	27,065	32,253	3,23,367	7,83,709	3,35,888	9,03,723	9,37,628
Turpentine—										
Genuine Turpentine "	87	162	127	194	345	3,886	7,119	5,654	7,208	3,751
Turpentine substitute "	486	461	395	594	611	10,695	12,123	9,854	12,028	13,965
Varnish "	3,571	5,216	4,034	6,018	5,463	2,30,822	3,15,000	2,22,533	3,17,370	2,77,135
Other kinds of Painters' materials "	—	—	—	—	—	62,894	57,907	69,240	66,923	82,967
Total of Paints and Painters' materials	—	—	—	—	—	2,97,797	3,92,209	3,07,290	4,03,638	3,82,818
Paper and Pasteboard—										
Paper—										
Packing paper Cwts.	2,908	2,970	5,956	3,483	6,289	53,502	56,794	89,076	55,191	1,12,799
Printing paper—										
Newsprinting—										
Protected * "	26,101	311	..	2,572	1,076	} 3,49,730	} 4,313	} ..	} 31,606	} 15,587
Not protected "	..	12,078	40,899	21,143	48,182					
Other sorts—										
Protected * "	16,180	5,223	11,051	7,958	14,523	} 3,63,648	} 1,88,283	} 2,27,227	} 1,66,066	} 2,93,028
Not protected "	..	6,750	60	940	2,897					
Writing paper and envelopes—										
Writing paper in large sheets—										
Protected * "	152,555	46,974	172,361	138,836	145,874	} 4,81,521	} 1,61,599	} 5,25,507	} 3,05,217	} 4,28,983
Not protected "	17,922	6,897	22,627	17,069	19,557					
Note and letter paper and envelopes—										
Protected * "	1,555	680	1,248	1,899	1,949	} 1,22,317	} 52,698	} 1,02,858	} 1,27,814	} 1,10,097
Not protected "	..	818	..	1	23					
Envelopes imported separately—										
Protected * "	1,254	357	457	621	754	} 72,916	} 20,098	} 36,254	} 50,162	} 56,591
Not protected "	..	476	906	1,040	1,580					
Old Newspapers in bales and bags "	104,130	116,323	116,163	127,386	184,147	7,70,141	7,54,637	6,59,393	6,52,531	6,68,651
Other kinds of paper "	1,759	2,565	5,394	5,243	4,655	1,24,221	1,35,244	1,98,258	1,84,020	2,00,354
Paper manufactures "	733	417	430	526	1,298	51,809	42,116	47,626	39,547	79,652
Total of Paper and Pasteboard, Millboard, and Cardboard of all kinds—	172,900	162,115	205,000	189,881	231,930	23,99,603	10,60,022	24,64,158	19,77,305	26,26,209
Straw boards "	7,034	15,145	7,162	13,423	13,445	49,768	99,835	43,118	79,180	85,019
Other kinds "	815	546	1,129	1,638	5,362	25,307	15,835	30,845	41,943	1,04,059
Manufactures of pasteboard, millboard and cardboard "	922	473	176	137	690	40,682	22,410	15,570	10,905	25,204
Total of Paper and Pasteboard	181,871	178,279	218,467	205,129	251,417	25,21,452	21,05,061	25,53,799	21,09,423	28,40,491

* Classified from October 1925.

No. 12—continued
IMPORTS—continued

PRINCIPAL AND OTHER ARTICLES	QUANTITY					VALUE				
	1924-25	1925-26	1926-27	1927-28	1928-29	1924-25	1925-26	1926-27	1927-28	1928-29
<i>BLIND—continued</i>						R	R	R	R	R
<i>KARACHI—continued</i>										
Paper making materials— Pulp of wood . . . Cwts.	9,040	86,781
Perfumery including per- fumed spirit . . . Value	—	—	—	—	—	53,434	53,544	75,778	87,312	1,06,477
Pitch, Tar and Dammer— Coal Tar and Pitch . . Cwts.	3,691	4,256	744	1,083	1,045	24,795	23,418	6,205	12,078	10,350
Polishes— Polishes and Composi- tions for application to leather . . . Value	—	—	—	—	—	3,18,221	3,37,508	3,35,745	3,57,044	3,67,306
Polishes and Composi- tions for application to metals, etc. . . . "	—	—	—	—	—	80,474	70,032	1,05,116	1,11,101	89,045
Wood Polish . . . "	—	—	—	—	—	11,855	14,910	16,536	11,028	7,161
Other sorts . . . "	—	—	—	—	—	1,984	6,641	12,723
Total of Polishes . . . "	—	—	—	—	—	4,10,350	4,32,350	4,50,381	4,80,804	4,77,225
Precious stones and pearls, unset "	—	—	—	—	—	84	22,000	24,524	8,242	403
Printing and Lithographing machinery and materials (excluding Paper)—										
Printers' Ink "	—	—	—	—	—	84,152	1,02,785	1,05,271	1,13,414	1,31,007
Printing and lithographing presses "	—	—	—	—	—	55,526	88,083	90,408	1,34,031	1,62,151
Printing type Cwts.	255	110	88	70	..	36,830	23,147	18,516	13,240	18,543
Other materials Value	—	—	—	—	—	54,903	63,723	44,528	43,527	1,11,968
Total of Printing and Lithographing Machinery, etc. . . "	—	—	—	—	—	2,30,911	2,77,738	2,58,721	3,04,221	4,23,759
Provisions and Oilman's stores—										
Bacon and hams . . . Cwts.	2,704	2,606	1,743	1,917	2,335	2,73,650	3,06,410	2,23,847	2,12,897	2,41,306
Biscuits and cakes . . . "	3,368	4,104	4,701	4,657	5,177	3,66,288	3,06,821	4,59,504	4,76,236	5,38,556
Canned and bottled provi- sions (not specified else- where)—										
Canned or bottled fruits "	2,102	3,575	2,643	3,918	4,129	1,26,457	1,62,231	1,15,952	1,65,828	1,56,660
Tinned or canned fish "	3,747	3,800	2,642	3,503	3,152	2,26,240	2,32,207	1,72,309	2,08,830	1,92,938
Vegetable products (vegetable ghee, and fat etc.) (a) . . "	—	—	—	1,67,952	155,046	—	—	—	60,90	55,25,930
Others "	9,077	45,039	62,404	10,130	10,876	5,76,584	23,91,360	23,20,976	6,16,069	6,65,727
Cheese (including canned) "	2,796	2,243	2,354	2,431	2,514	3,07,926	2,47,041	2,26,517	2,50,118	2,58,166
Cocoa and chocolate . . "	599	579	847	427	540	61,238	44,012	64,364	31,037	46,175
Confectionery "	5,440	5,560	4,580	5,390	5,914	5,68,654	5,71,282	5,65,050	5,17,968	5,63,591
Farinaceous and patent foods—										
Farinaceous foods in bulk "	452	951	527	434	1,015	7,426	15,047	8,529	5,880	12,517
Milk foods for infants and invalids (wholly or mainly milk) . . . "	540	580	712	726	825	1,01,510	1,18,131	1,35,243	1,47,406	1,54,721
Other sorts "	7,581	6,001	6,949	6,741	7,355	3,63,666	2,86,609	3,29,064	3,13,440	3,39,831
Ghee "	658	300	3,240	4,060	134	48,319	23,261	2,45,406	2,74,979	12,181
Jams and jellies "	2,762	2,499	2,982	2,659	3,241	1,50,482	1,42,587	1,59,945	1,43,378	1,68,237
Milk, condensed and pro- served "	5,386	5,807	7,623	6,018	6,907	3,70,352	3,15,394	3,52,675	2,84,401	2,92,193
Pickles, chutnies, sauces, and condiments . . . "	2,198	1,653	1,529	1,434	1,504	2,21,631	1,54,216	1,53,674	1,53,576	1,48,750
Other sorts of provisions "	1,782	1,954	7,80,008	76,939	86,094	1,06,000	1,03,580
Total of Provisions and Oilman's stores . . . "	—	—	—	2,24,185	212,758	45,49,935	54,86,472	61,19,009	1,09,00,658	94,16,224
Railway Plant and Rolling-Stock— arrriages and Wagons and parts thereof . . . Value	—	—	—	—	—	—	—	—	—	..
Carriages and parts thereof "	—	—	—	—	—	6,11,820	4,81,548	1,34,259	8,68,073	..
Wagons and parts thereof "	—	—	—	—	—	9,83,802	12,04,748	53,055	4,41,294	..
Locomotive engines and tenders and parts thereof "	—	—	—	—	—	12,78,075	11,51,331	2,82,184	6,40,505	..
Materials for construction— Sleepers and keys of Steel or Iron Tons	7,479	8,26,315
Other kinds of materials "	267	3,803	760	1,047	..	70,267	5,07,239	1,79,812	2,18,641	..
Total of Materials for con- struction "	267	3,803	8,179	1,047	..	70,267	5,07,239	10,06,127	2,18,641	..
Total of Railway Plant and Rolling-stock Value	—	—	—	—	—	20,52,904	33,44,866	14,25,025	21,69,713	..

(a) Separately recorded from 1927-28.
Discontinued from 1928-29.

PRINCIPAL AND OTHER ARTICLES	QUANTITY					VALUE				
	1924-25	1925-26	1926-27	1927-28	1928-29	1924-25	1925-26	1926-27	1927-28	1928-29
SIND—continued										
KARACHI—continued										
Rubber—										
Manufactures—										
Pneumatic motor covers No.	2,966	4,472	22,916	54,515	83,088	1,44,118	2,37,952	8,96,706	24,29,815	38,04,352
“ “ tubes “	4,338	6,852	29,234	67,904	88,956	36,342	68,635	2,00,818	5,09,785	6,92,366
“ “ cycle covers “	623	2,647	2,678	2,457	1,888	7,942	21,664	31,556	36,230	31,236
“ “ “ tubes “	613	2,907	2,171	4,689	4,432	3,210	8,361	8,600	12,762	18,166
“ “ cycle covers “	18,934	27,331	49,002	79,827	105,721	35,220	67,657	1,20,931	1,48,595	2,10,350
“ “ cycle tubes “	26,122	33,106	64,323	107,716	166,260	21,300	50,324	84,691	1,24,636	1,68,120
Solid rubber tyres “	244	412	890	1,570	1,268	31,942	49,705	1,16,989	1,77,575	1,40,546
Other manufactures except Valve apparal, boots and shoes.	—	—	—	—	—	1,70,660	1,76,081	1,05,997	2,30,875	3,41,882
Total of Rubber	—	—	—	—	—	4,50,729	6,80,279	16,26,263	36,70,273	54,82,019
Seeds—										
Oilseeds—										
Essential Tons	1	3	8	..	10	344	1,742	5,264	791	4,485
Non-essential—										
Copra or Coconut kernel “	54	192	22,158	90,909	89
Others “	16	66	10	8	25	3,121	15,705	2,935	1,563	5,503
Other than oilseeds “	5	5	17	14	3	5,750	4,338	7,888	6,355	6,175
Total of Seeds	76	266	35	22	38	31,368	1,12,694	16,087	8,709	16,258
Soap—										
Household and laundry soap in bars or tablets Cwts.	22,104	22,231	30,026	29,409	32,114	7,18,824	6,96,193	9,46,124	9,27,009	9,54,680
Toilet soap “	4,939	3,841	4,217	4,147	4,562	5,15,905	4,19,737	4,78,414	4,57,221	5,22,420
Other sorts “	813	1,296	1,090	1,320	1,667	68,405	76,768	76,312	72,392	85,042
Total of Soap	27,856	27,418	35,333	34,876	38,343	13,03,134	11,92,698	14,94,850	14,56,622	15,62,142
Spices—										
Betelnuts Cwts.	2,327	3,136	2,284	529	2,292	37,580	82,159	59,758	11,408	38,336
Casals “	2,629	1,068	1,025	2,675	2,282	61,615	25,162	23,547	56,389	42,961
Other Sorts “	68	124	155	27	44	5,325	6,608	8,796	1,299	2,894
Total of Spices	5,024	4,328	3,444	3,231	4,528	1,04,520	1,13,924	92,101	69,096	84,211
Stationery (excluding paper)—										
Pencils (excluding slats Dozens pencils).	284,676	472,304	340,376	209,823	398,167	1,42,068	1,30,248	1,21,621	84,492	1,23,630
Other sorts—										
Protected * Cwts.	—	—	639	679	383	—	88,206	69,501	50,909	19,969
Not protected Value	—	—	—	—	—	6,46,429	6,52,351	6,35,169	5,77,264	8,27,010
Total of stationery, etc.	—	—	—	—	—	7,98,497	8,20,805	8,26,291	7,12,665	9,70,609
Sticks and Whips “	—	—	—	—	—	88,005	1,46,900	90,927	52,991	46,285
Stones and Marble—										
Stone and marble Tons	97	110	146	322	120	22,297	12,589	23,165	41,599	16,099
Articles of Stone and Marble “	1	2	2	5	34	2,495	2,092	1,017	6,307	10,833
Total of Stone and Marble	98	112	148	327	154	24,792	14,681	24,202	47,906	26,932
Sugar—										
Sugar, 16 Dutch Standard and above Tons	167,464	155,175	153,019	148,429	208,275	5,08,98,274	3,19,08,006	3,42,60,309	2,01,23,978	3,61,23,484
Sugar, 15 Dutch Standard and below “	3	947
Molasses “	802	1,760	1,850	1,630	1,708	55,139	93,735	88,665	89,601	68,930
Beet Sugar “	25,531	18,828	76,888	2,016	1,849	71,57,012	32,16,372	1,81,69,522	4,40,642	2,33,036
Total of Sugar	193,800	176,753	232,157	152,075	211,832	5,81,11,372	3,52,18,173	5,25,13,496	2,96,53,221	3,64,30,450
Tea—										
Black Lbs.	184,430	214,559	227,265	251,244	351,809	1,77,551	2,19,433	2,20,209	2,42,125	3,30,676
Green “	854,500	386,338	56,069	52,030	4,910	9,72,586	4,02,120	60,108	47,599	5,814
Total of Tea	1,038,930	600,947	283,337	303,274	356,719	11,50,136	6,21,572	2,80,317	2,89,724	3,36,490
Telegraph materials for construction and accessories (excluding electrical) . Value	—	—	—	—	—	1,06,613	66,350	28,469	6,094	..
Textiles—										
Cotton—										
Raw Bales and Tons	679-74	18-3	37-6	15-2	501-89	37,261	7,130	4,133	734	95,209
Waste Cwts.	3	1,500	64	30,207
Twist and yarn—										
Grey (unbleached)—										
Nos. 1 to 30 Lbs.	14,160	10,000	..	100	..	16,000	29,476	..	138	..
“ 31 to 40 “	19,700	90,851	19,076	..	40,775	23,300	1,07,473	20,869	..	49,577
“ 41 and above “	800	924
White (bleached) “	151,084	42,084	102,427	57,155	127,906	2,94,313	63,090	1,08,897	62,702	1,43,311

No. 12—continued
IMPORTS—continued

PRINCIPAL AND OTHER ARTICLES	QUANTITY					VALUE				
	1924-25	1925-26	1926-27	1927-28	1928-29	1924-25	1925-26	1926-27	1927-28	1928-29
<i>BIND—continued</i>						R	R	R	R	R
<i>KARACHI—continued</i>										
<i>Textiles—continued</i>										
<i>Cotton—continued</i>										
<i>Twist and yarn—continued</i>										
<i>Coloured—</i>										
No. 1 to 25 . . . Lbs.	2,500	240	600	5,812	480	1,800
" 26 to 30 . . . "	189,133	134,526	158,526	124,305	23,100	2,41,198	1,57,386	1,54,784	1,81,776	30,266
" 31 to 40 . . . "	805,087	534,669	454,590	508,943	240,792	18,84,766	7,53,477	5,40,204	6,11,890	3,17,251
" 41 and above . . . "	2,700	9,008
Mercurised cotton yarn . . . "	35,839	16,681	8,928	2,429	900	1,30,787	52,998	25,517	7,970	1,063
Unspecified descriptions of Twist and Yarn . . . "	27	8
Total of Twist and Yarn . . . "	1,221,658	828,941	744,347	693,172	489,099	21,09,763	11,43,905	8,51,795	8,14,516	5,48,674
<i>Manufactures—</i>										
Blankets . . . Lbs.	22,157	83,125	17,812	33,753	15,663	22,195	54,578	18,561	22,098	15,437
Canvas . . . Yds.	22,907	44,848	85,076	40,927	85,232	17,090	25,796	48,268	25,515	42,318
Handkerchiefs . . . No.	3,058,375	2,747,753	16,58,768	1,730,069	1,730,249	9,27,470	9,78,240	4,31,603	4,23,683	4,67,821
Shawls . . . "	85,830	41,671	7,297	..	5,877	1,91,925	25,411	5,829	..	5,016
<i>Hosiery—</i>										
Stockings and socks . . . Doz. Pairs	15,262	39,410	51,341	60,124	70,374	55,466	1,40,712	1,83,718	1,57,977	1,61,201
Underwear (a) . . . Value	..	6,158	14,276	16,408	48,488	11,672	37,090	52,485	67,520	1,98,536
Other sorts . . . Value	63,900	59,830	4,507	1,446	162
<i>Piece-goods—</i>										
<i>Grey (Unbleached)—</i>										
<i>Plain Grey—</i>										
Drills and Jeans . . . Yds.	2,965,200	2,923,520	4,391,280	2,521,400	2,323,991	13,57,330	11,38,604	18,72,934	7,59,289	8,77,334
Jaconets, including madapollams, mulls, and cambrics . . . "	3,832,643	1,657,531	1,247,175	1,392,594	2,206,111	10,53,175	4,12,851	2,75,549	2,61,186	4,48,426
Longcloth and Shirtings . . . "	19,772,420	17,124,978	21,399,982	22,495,008	26,796,833	74,00,720	56,46,326	63,69,930	53,92,842	71,75,368
Sheetings . . . "	1,031,900	763,070	584,000	..	85,000	3,69,377	2,57,132	1,48,388	..	20,720
T. Cloth and Domestic . . . "	197,657	214,923	159,438	108,324	24,843	91,386	83,484	54,976	61,591	7,192
Unspecified descriptions . . . "	85,624	36,960
Total Plain Grey . . . "	27,895,444	22,684,022	28,281,875	26,517,326	31,936,828	1,03,09,857	75,38,397	82,21,875	69,45,908	85,24,099
<i>Bordered grey—</i>										
Dhutis, Saris and Scarves . . . "	500,818	661,732	852,331	623,047	1,867,778	2,09,094	2,49,250	2,87,302	1,74,005	5,31,639
Longcloth and shirtings . . . "	22,340	8,204
Total Bordered grey . . . "	523,058	661,732	852,331	623,047	1,867,778	2,17,298	2,49,250	2,87,302	1,74,005	5,31,639
Total of Grey Piece-goods . . . "	28,408,502	23,345,804	29,134,206	27,140,373	33,804,606	1,05,27,155	77,87,647	85,09,177	71,17,913	90,55,738
<i>White (bleached)—</i>										
Checks, spots, and stripes . . . "	3,133,253	4,577,361	9,492,954	11,220,277	10,034,067	35,56,657	17,91,703	31,13,408	32,82,460	30,06,604
Dhutis, saris, and scarves . . . "	236,082	407,309	424,101	352,020	437,703	1,18,213	1,61,614	1,63,461	1,25,284	1,44,720
Drills and jeans . . . "	216,455	216,901	196,557	102,494	61,101	1,50,098	1,35,479	1,03,911	60,989	38,242
Jaconets, madapollams, cambrics, and muslins . . . "	1,316,656	1,269,935	3,443,970	4,704,547	4,625,066	7,45,258	8,05,405	18,53,987	22,81,837	18,05,745
Lawns . . . "	220,274	380,360	594,095	355,503	404,302	1,86,631	2,41,223	3,05,919	2,47,846	2,28,146
Longcloth and shirtings . . . "	57,303,472	45,263,540	53,422,168	51,924,356	59,690,835	2,43,12,866	1,76,88,093	1,76,70,518	1,59,13,109	1,81,41,130
Mulls . . . "	92,622,135	81,162,456	120,633,932	102,809,311	127,946,034	2,73,55,442	2,22,57,596	2,38,62,260	2,15,20,013	2,73,32,610
Nainsooks . . . "	22,505,474	15,387,305	12,089,453	15,736,414	14,840,858	62,14,578	36,96,101	23,70,897	23,80,457	23,63,385
Sheetings . . . "	43,051	6,919	31,124	7,458	3,425	23,725	9,371	16,893	7,423	3,635
Twills . . . "	1,106,631	1,312,276	1,199,596	1,154,307	1,926,095	5,04,594	5,79,312	4,52,497	4,30,704	6,99,517
Unspecified descriptions . . . "	6,661,507	2,358,675	4,384,935	2,325,558	2,955,923	37,35,312	9,16,761	14,60,276	6,21,257	7,27,397
Total of White Piece-goods . . . "	190,419,990	152,238,027	206,961,940	190,743,245	222,925,159	6,69,03,369	4,32,32,638	5,63,33,027	4,73,71,332	5,54,96,181

(a) Quantity recorded from 1925-26;

TRADE AT CHIEF PORT
KARACHI

(134)

No. 12—continued
IMPORTS—continued

PRINCIPAL AND OTHER ARTICLES	QUANTITY					VALUE				
	1924-25	1925-26	1926-27	1927-28	1928-29	1924-25	1925-26	1926-27	1927-28	1928-29
<i>HIND—continued</i>						R	R	R	R	R
<i>KARACHI—continued</i>										
<i>Textiles—continued</i>										
<i>Cotton—concluded</i>										
<i>Manufactures—continued</i>										
<i>Piece-goods—continued</i>										
<i>Coloured, printed or dyed—</i>										
<i>Printed goods—</i>										
<i>Cambrics, including madapolams, muslins, mulls and jaconets Yds.</i>	18,870,303	11,305,582	10,999,821	10,489,086	8,356,350	41,73,475	28,86,762	27,41,028	23,96,847	18,00,086
Checks, spots and stripes ..	644,159	63,252	451,410	31,545	60,668	3,18,238	37,769	2,61,307	18,175	10,283
Dhuties	3,000	—	3,000	—	—	1,681	—	1,210	—	—
Drills and jeans .. .	12,612,712	11,434,245	12,144,958	11,681,107	8,428,832	56,64,088	43,17,527	40,29,898	35,58,477	24,52,569
Flannel and flannelettes ..	57,174	759,829	1,085,427	3,430,866	3,976,556	26,466	2,85,198	5,85,968	9,22,188	9,63,243
Prints and chintz .. .	1,578,860	186,062	161,237	183,716	3,362,737	6,76,149	69,864	73,235	59,747	11,11,621
Saris and scarves .. .	2,844,639	1,958,924	2,291,083	3,714,900	3,579,412	15,57,632	9,25,641	9,83,584	14,27,075	13,31,923
Sateens (a) .. .	—	1,843,188	1,962,975	2,159,749	885,442	—	8,85,656	8,00,145	8,24,320	3,51,769
Shirtings .. .	14,349,903	10,387,445	17,153,124	21,417,200	22,122,262	59,30,015	39,70,773	58,05,679	70,46,716	62,67,260
Twills .. .	5,916,772	4,540,597	9,200,602	10,519,559	14,972,943	23,55,944	18,42,132	31,39,390	29,70,548	38,08,576
Unspecified descriptions ..	1,691,119	126,004	91,711	79,314	90,019	9,47,335	53,691	36,938	29,776	53,084
Total of Printed goods ..	53,568,641	42,605,128	56,235,348	63,614,041	65,785,021	2,21,50,671	1,52,74,418	1,84,05,382	1,92,53,871	1,81,54,381
<i>Dyed goods—</i>										
<i>Cambrics, including madapolams, muslins, mulls and jaconets ..</i>	8,245,453	3,100,425	3,488,448	5,712,937	7,918,902	29,10,643	11,71,156	28,15,004	21,16,196	23,08,992
Checks, spots and stripes ..	4,249,922	1,236,729	1,612,430	725,132	619,908	23,80,618	7,15,388	9,05,306	2,80,768	2,02,220
Drills and jeans .. .	1,038,628	526,578	625,156	335,100	576,253	4,98,885	2,04,291	2,12,527	1,16,434	1,79,893
Flannel and flannelettes ..	271,213	117,632	491,620	228,255	1,710,225	1,39,640	43,233	1,66,889	69,347	5,36,547
Italian cloth and Sateens (a) ..	—	6,195,403	12,828,451	3,241,465	9,922,784	—	38,33,656	61,16,558	37,28,760	44,50,653
Lungis .. .	6,567	5,746	8,124	49,551	23,008	10,648	7,259	5,127	21,897	17,008
Prints and chintz .. .	630,973	3,365	591,443	2,915	1,695	2,68,691	2,965	1,89,833	1,899	1,779
Saris and Scarves .. .	649,158	10,015	120,439	1,640	—	3,51,976	3,534	52,887	1,784	—
Shirtings .. .	9,020,579	5,794,324	8,260,209	7,977,801	8,879,796	32,83,616	17,57,205	21,99,690	21,72,946	23,00,392
Twills .. .	6,012,993	5,890,234	8,968,723	5,276,714	6,139,710	28,76,743	21,25,325	12,64,772	15,49,989	18,84,477
Unspecified descriptions ..	17,257,254	3,441,120	3,074,655	1,899,316	1,986,053	1,10,48,801	14,96,476	11,66,460	6,56,880	6,21,936
Total of Dyed goods ..	47,377,740	26,322,071	40,069,708	30,450,836	37,281,334	2,45,04,260	1,13,90,538	1,50,94,553	1,07,15,909	1,25,03,897
<i>Woven coloured goods—</i>										
<i>Cambrics, including madapolams, muslins, mulls and jaconets ..</i>	37,331	11,136	22,053	1,486	68,501	36,551	6,098	11,784	1,499	25,606
Checks, spots and stripes ..	615,200	280,224	998,997	166,005	190,874	3,65,174	2,25,771	4,50,124	72,520	77,683
Coatings and Trouserings including Cashmeres, Serges and Tweeds (a) ..	—	781,259	1,922,085	1,578,759	2,523,911	—	6,55,425	13,39,997	11,85,074	20,93,569
Drills and jeans .. .	53,400	342,800	724,123	911,400	150,000	20,809	1,13,993	1,95,324	2,08,023	32,046
Flannel and flannelettes ..	173,642	175,570	40,456	55,351	6,179	1,02,998	89,951	17,000	19,891	2,731
Shirtings .. .	822,102	1,630,254	1,629,380	3,373,262	5,858,179	3,95,665	7,22,805	5,73,874	14,56,144	31,31,806
Twills .. .	200,208	707,820	666,461	1,140,203	136,163	80,394	2,36,090	1,75,609	2,84,386	34,486
Lungis .. .	4,200	28,192	—	6,095	—	6,812	27,929	—	2,733	—
Velvet and Velveteens (a) ..	—	150,393	216,944	236,631	518,313	—	2,46,300	3,03,407	2,08,127	4,76,443
Unspecified descriptions ..	774,320	5,237	16,775	19,099	—	4,48,589	6,909	7,689	6,986	—
Total of Woven coloured goods ..	2,680,403	4,112,735	5,937,274	7,538,292	9,451,620	14,57,062	23,31,230	30,75,308	35,35,388	58,74,305
Total of printed, dyed and woven coloured Piece-goods ..	108,626,734	73,089,934	102,242,330	101,603,219	112,517,975	4,79,12,013	2,89,96,231	3,65,75,243	3,35,05,168	3,65,32,583
Fents of all descriptions ..	1,274,897	995,345	861,095	1,259,350	1,844,733	4,01,552	3,47,078	3,46,736	4,66,683	6,77,170
Total of piece-goods ..	323,730,173	249,669,110	338,599,571	320,740,187	371,092,468	12,57,44,089	8,54,13,624	10,18,14,188	8,84,61,146	10,17,61,672
Rope .. . Lbs.	14,998	28,457	8,312	8,594	9,192	34,902	58,298	13,967	11,333	13,674
Thread, sewing .. .	163,392	234,125	176,056	305,017	274,769	6,43,489	7,11,978	4,00,012	5,01,922	4,84,374
Other sorts of manufactures ..	15,793	41,257	40,034	62,514	51,509	75,065	1,16,655	91,884	1,37,473	1,32,846
Total of Cotton manufactures .. Value	—	—	—	—	—	12,77,97,263	8,76,17,212	10,30,30,007	8,98,10,113	10,32,33,257
Total of Cotton ..	—	—	—	—	—	12,99,44,307	8,87,62,497	10,39,35,335	9,06,25,417	10,39,52,347
<i>Flax—</i>										
<i>Twist and yarn .. Yds.</i>	—	420	132	—	—	—	95	575	—	—
<i>Manufactures—</i>										
<i>Canvas .. .</i>	11,295	23,567	38,431	47,985	33,621	6,873	17,723	24,629	35,399	24,681
<i>Piece-goods .. .</i>	6,745	3,429	6,711	6,668	71,245	8,251	5,403	24,705	11,171	39,076
<i>Other sorts .. Value</i>	—	—	—	—	—	90,793	1,67,363	57,682	1,07,373	49,433
Total of Flax manufactures ..	—	—	—	—	—	1,05,922	1,80,914	1,06,616	1,53,943	1,12,592
Total of Flax ..	—	—	—	—	—	1,05,922	1,80,914	1,07,191	1,53,943	1,12,592

(a) Separately recorded from 1926-26.

No. 12—continued
IMPORTS—continued

PRINCIPAL AND OTHER ARTICLES	QUANTITY					VALUE				
	1924-25	1925-26	1926-27	1927-28	1928-29	1924-25	1925-26	1926-27	1927-28	1928-29
<i>SIND—continued</i>						R	R	R	R	R
<i>KARACHI—continued</i>										
<i>Textiles—continued</i>										
Haberdashery and Millinery—										
Lace and Embroidery Value	—	—	—	—	—	15,20,449	12,54,766	12,87,002	11,97,922	16,60,968
Towels not in the piece No.	17,749	17,611	16,538	6,578	5,762	18,652	17,164	12,131	5,853	5,165
Other sorts Value	—	—	—	—	—	3,27,770	6,29,695	9,76,702	7,26,123	11,24,907
Total of Haberdashery and Millinery	—	—	—	—	—	18,72,871	19,01,625	22,74,835	19,29,878	27,91,040
<i>Jute—</i>										
Twist and yarn Lbs.	1,189	61	5,958	8,888	11,434	464	19	2,288	2,278	3,266
<i>Manufactures—</i>										
Canvas Yds.	393	2,571	1,827	9,848	81,774	200	698	1,832	5,814	38,998
Gunny bags No.	253,080	507,585	177,522	68,889	18,709	66,896	1,99,727	53,265	17,988	5,065
Other kinds Value	—	—	—	—	—	2,171	7,560	12,409	16,219	18,179
Total of Jute	—	—	—	—	—	69,781	2,08,004	60,789	42,294	60,508
<i>Silk—</i>										
Raw Lbs.	6	2,198	—	—	28,104	54	13,351	—	—	1,08,846
Waste	280	—	—	—	—	400	—	—	—	—
Silk yarn, no's, and warps	12,520	3,416	68,794	44,232	66,418	57,325	5,462	2,38,797	2,04,441	2,78,626
<i>Manufactures—</i>										
Goods of silk mixed with other materials Yds.	54,235	87,547	180,081	113,341	189,316	1,41,335	2,08,858	2,61,972	2,21,274	3,45,270
Silk piece-goods	121,879	104,177	88,950	38,516	119,571	2,12,090	1,58,950	1,22,837	69,990	1,84,584
Thread for Sewing Lbs.	822	1,820	9,320	1,054	869	19,892	23,010	66,328	17,637	16,522
Other sorts	4,367	4,975	12,437	10,706	15,970	74,572	78,851	94,427	80,616	93,367
Total of Silk manufactures Value	—	—	—	—	—	4,47,889	4,69,669	5,45,114	3,89,417	6,80,763
Total of Silk	—	—	—	—	—	5,05,668	4,88,482	7,68,911	5,98,858	10,26,785
<i>Wool—</i>										
Raw Lbs.	508,751	395,236	395,635	391,735	493,938	3,83,576	1,52,580	2,06,618	2,13,672	4,11,575
Yarn and knitting wool	246,923	386,629	362,805	470,066	433,633	10,70,078	14,75,856	10,42,936	13,99,423	12,88,887
<i>Manufactures—</i>										
Brakes	3,244	6,661	4,448	4,382	4,711	12,304	28,068	19,820	12,591	15,549
Blankets and rugs other than floor rugs	—	—	—	—	1,611,636	—	—	—	—	20,92,511
Carpets and floor rugs	—	—	—	—	21,924	—	—	—	—	69,626
Blankets	276,821	397,334	277,652	180,934	—	1,86,612	3,33,052	2,94,428	1,43,008	—
Carpets and rugs	103,902	295,103	374,803	1,103,931	—	3,08,397	6,73,224	5,08,146	16,75,142	—
Hosiery	60,005	80,375	108,570	98,944	119,791	3,07,753	4,36,392	5,50,334	4,57,284	5,45,121
Piece-goods Yds.	2,521,451	3,770,168	3,326,832	5,615,975	5,529,004	51,38,419	67,44,062	59,86,693	79,69,015	81,89,628
Shawls No.	37,701	91,760	83,176	61,264	93,545	2,79,769	4,94,324	5,03,052	4,25,190	6,75,468
Other sorts Lbs.	21,025	18,252	4,491	13,938	14,373	22,782	42,289	10,984	42,103	35,738
Total of Wool manufactures Value	—	—	—	—	—	62,56,536	87,52,281	81,78,519	1,07,24,838	1,15,68,641
Total of Wool	—	—	—	—	—	77,10,190	1,03,80,726	94,23,078	1,23,37,428	1,32,14,058
<i>Artificial Silk—</i>										
Artificial Silk yarns Lbs.	48,614	17,646	317,646	191,288	306,018	1,63,252	622,508	4,33,105	3,40,554	5,06,194
Piece-goods of Cotton and Artificial Silk Yds.	906,248	724,214	2,596,846	3,733,637	6,214,395	9,65,409	6,01,314	19,29,107	26,27,855	40,91,787
Other sorts Lbs.	76,329	21,149	16,494	33,692	44,844	4,88,879	1,17,235	80,435	1,36,847	1,50,855
Total of Artificial Silk Value	—	—	—	—	—	16,17,040	13,41,057	24,92,697	31,05,256	47,45,836
Other Textiles	—	—	—	—	—	25,897	32,970	38,573	30,815	36,243
Total of Textiles	—	—	—	—	—	14,18,51,626	10,32,45,970	11,91,25,404	10,88,18,894	12,59,42,358
<i>Tobacco—</i>										
Unmanufactured Lbs.	55	738	1,862	131	38	55	1,146	880	131	37
<i>Manufactured—</i>										
Cigarettes	643,995	699,322	442,022	1,041,136	850,381	22,97,844	27,99,055	17,46,551	39,73,892	32,59,387
Tobacco for pipes and cigarettes	80,881	33,978	29,771	21,768	22,946	1,61,072	1,71,340	1,49,332	1,10,656	1,21,604
Other sorts	1,109	322	575	1,130	500	4,490	2,744	4,284	5,915	3,026
Total of Tobacco manufactures	675,985	733,622	472,368	1,064,034	873,827	24,63,406	29,78,039	19,00,217	40,90,463	33,83,017
Total of Tobacco	576,040	734,360	474,230	1,064,165	873,865	24,63,461	29,74,185	19,01,027	40,90,594	33,83,054

TRADE AT CHIEF PORT
KARACHI

(136)

No. 12—continued
IMPORTS—continued

PRINCIPAL AND OTHER ARTICLES	QUANTITY					VALUE				
	1924-25	1925-26	1926-27	1927-28	1928-29	1924-25	1925-26	1926-27	1927-28	1928-29
MIND—continued						R	R	R	R	R
KARACHI—continued										
Toliet requisites (not specified elsewhere) . . . Value	—	—	—	—	—	4,37,616	4,53,102	4,98,688	5,58,332	5,54,641
Toys and requisites for games including fishing tackle—										
Toys	—	—	—	—	—	2,30,452	2,33,088	2,27,889	1,87,358	2,78,283
Requisites for games and sports (excluding firearms, etc.)—										
Playing cards . . .	—	—	—	—	—	1,18,898	87,654	1,67,687	1,84,702	1,87,456
Othersorts	—	—	—	—	—	1,60,235	1,44,966	1,50,078	1,47,787	1,81,832
Total of requisites for games . . .	—	—	—	—	—	2,79,128	2,82,520	3,17,760	3,12,489	2,69,408
Total of Toys and requisites for games, etc.	—	—	—	—	—	5,09,580	4,65,608	5,45,649	4,99,847	5,47,691
Vehicles, excluding locomotives, etc. for Railways—										
Carrriages and carts not mechanically propelled and parts thereof (including railway carrriages, trucks, etc.)—										
Carrriages and carts not mechanically propelled (excluding railway carrriages, trucks, etc.)—										
Protected * No.	250	—	456	22	300	27,180	—	40,880	2,928	20,484
Not protected *	168	95	117	144	107	22,132	9,026	33,606	38,042	5,017
Parts of carrriages and carts (excluding rubber tyres)—										
Protected * Value	—	—	—	—	—	27,865	35,423	3,045	39,539	18,253
Not protected *	—	—	—	—	—	85,478	68,287	46,370	47,918	27,215
Perambulators and children's go-carts No.	1,267	1,188	1,762	1,551	1,531	50,475	40,630	61,513	52,149	54,229
Parts of perambulators, etc., and children's go-carts Value	—	—	—	—	—	2,981	2,488	1,655	1,649	1,407
Total of Carrriages and Carts and parts thereof.	—	—	—	—	—	2,16,006	1,55,854	2,37,070	1,77,220	1,26,551
Cycles (other than motor cycles) and parts thereof and accessories—										
Cycles imported entire or in sections No.	9,753	15,632	21,946	22,598	23,840	6,82,400	8,16,743	10,78,431	9,89,163	13,01,919
Parts of cycles and accessories (excluding rubber tyres) Value	—	—	—	—	—	4,23,362	6,61,004	6,77,223	8,31,502	10,16,713
Total of Cycles (other than motor cycles) and parts thereof and accessories	—	—	—	—	—	10,91,262	14,77,747	17,55,654	18,20,665	23,18,637
Mechanically propelled vehicles (excluding railway locomotives and tractors)—										
Aircraft No.	1	6	7,339	54,719
Parts of aircraft Value	—	—	—	—	—	13,261	1,758	5,740	21,998	44,019
Carrriages and parts for Railways (a) Value	—	—	—	—	—	—	—	—	—	14,74,217
Wagons and parts for Railways (a)	—	—	—	—	—	—	—	—	—	2,95,621
Motor cars (including taxicabs) No.	744	1,878	1,825	1,970	2,178	19,17,781	40,43,507	33,76,400	43,92,175	46,69,477
Motor cycles (including scooters)	215	201	243	216	282	1,33,758	1,20,756	1,51,635	1,16,337	1,58,553
Motor omnibuses, motor vans and motor larries No.	120	3,35,656
Imported with—										
Bodies † No.	..	155	362	303	261	..	4,33,860	8,20,513	5,68,743	10,29,686
Chassis †	169	520	1,350	1,754	..	2,99,307	3,30,534	27,66,777	27,42,515
Parts of mechanically propelled vehicles and accessories, etc. Value	—	—	—	—	—	4,39,563	5,57,440	5,94,710	3,19,516	12,07,276
Total of Mechanically propelled vehicles, etc.	—	—	—	—	—	28,45,019	54,57,093	63,29,532	86,87,836	1,19,76,511
Ships, parts of	—	—	—	—	—	40,487	5,24,909	95,814	48,764	49,484
Total of Vehicles excluding locomotives, etc., for Railways	—	—	—	—	—	41,92,774	76,15,003	84,18,070	1,07,34,554	1,44,71,187

* Classified from July, 1924.
† Separately recorded from 1925-26.
(a) Recorded under Railway plant and rolling stock prior to 1923.

No. 12—continued
IMPORTS—continued

PRINCIPAL AND OTHER ARTICLES	QUANTITY					VALUE				
	1924-25	1925-26	1926-27	1927-28	1928-29	1924-25	1925-26	1926-27	1927-28	1928-29
<i>IND—continued</i>						₹	₹	₹	₹	₹
<i>KARACHI—continued</i>										
Wood and Timber—										
Deal and pine wood Cubic tons	1,048	1,032	1,580	1,915	1,722	1,81,782	1,08,056	1,58,868	1,84,868	1,54,781
Teak wood	16	..	22	140	..	1,972	..	8,667	21,590
Other timber	838	22,419
Other kinds of wood and timber Value	—	—	—	—	—	3,618	21,632	35,248	48,971	17,012
Manufactures of wood, other than Furniture and Cabinetware	—	—	—	—	—	52,384	61,105	52,528	72,780	1,07,109
Total of Wood and Timber	—	—	—	—	—	2,10,098	1,92,765	2,46,189	3,05,231	3,01,392
Postal articles not specified	—	—	—	—	—	45,67,332	47,59,438	58,14,668	62,76,691	67,96,099
All other articles of merchandise—										
Unmanufactured	—	—	—	—	—	1,55,867	1,81,212	1,92,961	2,45,984	1,99,285
Manufactured	—	—	—	—	—	5,24,911	3,94,409	4,85,258	5,49,828	6,64,081
GRAND TOTAL	—	—	—	—	—	80,38,62,098	25,58,84,262	28,04,67,511	26,40,89,840	31,52,52,812

GOVERNMENT STORES

PRINCIPAL AND OTHER ARTICLES	QUANTITY					VALUE				
	1924-25	1925-26	1926-27	1927-28	1928-29	1924-25	1925-26	1926-27	1927-28	1928-29
<i>Apparel (including Dra- pery, Uniforms Accou- tments, but excluding Hosiery and Boots and Shoes) Value</i>	—	—	—	—	—	6,65,126	10,37,706	13,13,659	4,84,447	6,68,974
<i>Arms, Ammunition, and Mil- itary Stores—</i>										
Firearms, and parts thereof	—	—	—	—	—	6,389	84,205	8,66,133	4,25,208	5,57,866
Other sorts	—	—	—	—	—	3,29,297	9,01,508	8,82,116	6,66,129	5,79,229
Total of Arms, Ammunition, and Military Stores Value	—	—	—	—	—	3,35,636	9,85,713	6,08,249	10,91,337	11,37,095
<i>Building and Engineering materials—</i>										
Other sorts Value	—	—	—	—	—	2,587	24,905	2,08,780	6,464	1,028
Chemicals	—	—	—	—	—	1,03,650	1,50,659	1,12,827	94,141	1,94,441
<i>Drugs, Medicines, and Narco- tics—</i>										
Drugs and Medicines—										
Other sorts Value	—	—	—	—	—	95,060	74,825	37,598	54,746	5,364
Medicines Narcotics	—	—	—	—	—	—	—	—	13,975	50,508

GOVERNMENT STORES—continued

PRINCIPAL AND OTHER ARTICLES	QUANTITY					VALUE				
	1924-25	1925-26	1926-27	1927-28	1928-29	1924-25	1925-26	1926-27	1927-28	1928-29
SIND—continued						R	R	R	R	R
KARACHI—continued										
Earthenware and Porcelain—										
Earthenware including pipes Value	—	—	—	—	—	8,259	4,014	13,491	1,874	4,938
Porcelain—										
Electrical "	—	—	—	—	—	..	48,147	3,718	642	15,849
Other kinds "	—	—	—	—	—	9,975	1,470	311	32,244	49,206
Total of Earthenware and Porcelain Value	—	—	—	—	—	18,234	48,631	17,520	34,760	69,488
Glass and Glassware "	—	—	—	—	—	96,083	79,428	60,976	60,448	40,496
Hardware and Cutlery (including Agricultural Implements and Plated-ware) "	—	—	—	—	—	16,36,593	17,25,023	16,68,182	12,30,961	7,20,233
Instruments, Apparatus, and Appliances, and parts thereof—										
Musical "	—	—	—	—	—	10,417	9,261	31,348	25,440	23,278
Photographic "	—	—	—	—	—	34,951	18,321	74,615	36,780	77,866
Other kinds "	—	—	—	—	—	8,97,916	11,00,740	13,20,456	10,34,798	10,41,041
Total of Instruments, Apparatus, and Appliances, etc. "	—	—	—	—	—	9,43,284	11,28,322	14,26,419	10,97,018	11,46,585
Leather—										
Unwrought Cwts.	31	..	7	4	298	8,823	427	4,876	2,828	54,254
Manufactures—										
Saddlery and harness Value	—	—	—	—	—	6,641
Other sorts "	—	—	—	—	—	10,610	7,150	34,884	16,075	6,088
Total of Leather "	—	—	—	—	—	19,433	7,577	45,400	18,903	60,342
Machinery and Millwork—										
†Locomotive Engine and parts for Railways Value	51,74,932
Steam Engines and parts (other than Locomotives) Value	—	—	—	—	—	4,25,646	1,11,050	20,022	10,668	7,310
Other sorts of machinery "	—	—	—	—	—	47,34,607	34,97,681	46,98,476	32,08,931	25,61,151
Total of Machinery and Millwork "	—	—	—	—	—	51,60,253	36,08,681	47,13,498	32,19,599	77,63,393
Metals and Ores—										
Brass, bronze, and similar alloys and manufactures thereof—										
Wrought Cwts.	160	457	469	161	92	10,894	23,540	25,606	15,087	3,623
Copper—										
Wrought "	339	1,331	2,823	707	1,024	26,875	1,98,083	1,02,480	40,558	56,464
Iron—										
1½ Tons	30
Manufactures—										
Angle and Tee, bolt and rod—										
Protected Tons	92	25	48	62	..	37,824	18,103	23,186	12,876	9
Not protected "
Bars and channels—										
Protected "	116	153	29,191	25,640	35
Not protected "	..	146	11	2	30,175	3,406	429	..
Total of Iron Manufactures "	208	324	59	64	..	67,015	73,918	26,627	13,305	9
Total of Iron "	208	324	59	64	..	67,045	73,918	26,627	13,305	9

* Classified from 1921-22.
† Recorded under "Railway plant and rolling stock" before 1922-23.

No. 12—continued
IMPORTS—continued

GOVERNMENT STORES—continued

PRINCIPAL AND OTHER ARTICLES	QUANTITY					VALUE				
	1924-25	1925-26	1926-27	1927-28	1928-29	1924-25	1925-26	1926-27	1927-28	1928-29
ND—continued KARACHI—continued Metals and Ores—continued						R	R	R	R	R
Steel—										
Bars and Channels—										
Protected * . . . Tons	291	92	2	31	5	48,939	14,137	614	4,225	1,510
Not protected . . . "		50	907	1	5		9,468	1,03,708	442	2,336
Cast "	6	18	28	6	..	19,302	24,236	19,502	2,070	1,135
Total of Steel "	297	160	932	38	10	68,241	47,841	1,23,824	6,737	4,881
In or Steel—										
Anchors and cables . . . "	..	21	269	3	8,328	1,45,872	1,425	..
Hoops and Strips . . . "	13	3	12	1,630	435	1,927	60	71
Nails, screws, rivets and washers . . . "	30	186	91	20	26	15,912	77,723	47,094	8,520	24,641
Sheets and plates, including galvanized and tinned plates—										
Protected * "	907	595	923	769	177	2,36,220	2,56,493	2,32,065	1,01,086	58,563
Not protected "		4	29	..	2		1,968	10,609	150	686
Nails and fish plates of steel or iron—										
Protected † "	1,245	755	1,264	22,378	236	48,504	92,069	1,65,787	30,73,459	38,837
Not protected "	530	1,07,144	..
Sleepers and keys of steel and iron (a)—										
Protected * "	10,104	9,04,255
Not protected "	286	57,774
Fire "	593	486	595	1,011	357	1,47,519	86,105	98,292	1,81,505	76,345
Other manufactures of iron or steel—										
Protected * "	5,692	9,782	4,312	11,650	13,895	12,20,018	20,30,400	9,93,420	16,14,127	25,79,427
Not protected "		415	795	1,567	1,314		2,06,793	3,31,455	6,63,205	5,76,813
Total of iron or steel—										
Protected * "	3,325	11,618	7,099	35,987	24,412	16,69,303	24,65,057	14,39,474	49,65,703	35,76,117
Not protected "		629	1,196	2,137	1,985		2,95,835	5,36,957	7,89,978	7,36,300
Total of iron or steel "	3,325	12,247	8,295	38,124	26,347	16,69,303	27,60,892	20,26,431	57,55,681	43,12,417
Lead—										
Wrought—										
Other sorts Cwts.	4	409	222	310	4	34	12,681	6,076	7,114	103
Tin—										
Unwrought "	16	..	6	688	..	610
Wrought (including plates or sheets, not being Tinned Iron) . . . "
Total of Tin "	16	..	6	688	..	610
Zinc or Spelter, wrought or manufactured "	143	337	84	10	19	3,609	10,042	4,291	218	543
Metals and ores unenumerated "	80	72	119	152	242	4,944	5,302	16,875	18,522	13,669
Total of Metals and Ores Tons	8,863	12,939	9,472	38,283	26,426	18,52,183	31,32,209	23,32,825	58,56,962	48,96,714
Paper and Pasteboard—										
Paper—										
Printing paper—										
Protected † Cwts.	48	12	5	2,256	525	220
Not protected "	..	1,611	..	123	26,195	..	10,153	..
Writing paper and envelopes—										
Protected Cwts.	12	18	1,571	2,191	..
Not protected "	1	69
Other kinds of paper "	208	254	457	278	4,701	5,306	18,260	35,712	37,119	1,02,930
Pasteboard, millboard and cardboard of all kinds "	973	844	2,169	2,047	342	25,603	12,576	47,220	32,594	11,446
Total of Paper and Pasteboard "	1,186	2,709	3,687	2,473	5,048	30,909	57,040	86,828	89,582	1,14,596
Printing and lithographing materials (excluding paper) Value	1,13,855	93,628	56,585	69,750	1,02,934
Railway Plant and Rolling Stock—										
Carriages and Wagons and parts thereof—										
Carriages and parts thereof "	20,69,378	29,26,041	32,03,491	81,86,911	..
Wagons and parts thereof "	13,51,629	29,11,547	10,16,325	27,07,257	..
Locomotive engines and tenders and parts thereof "	15,31,270	9,49,585	11,59,335	..
Materials for construction—										
Sleepers and Keys of Tons steel or iron "	136	..	766	30,526	..	17,786	..	97,167	34,46,084	..
Other sorts "	7,171	1,639	9,772	19,238	..	4,48,921	2,79,029	25,22,190	29,59,926	..
Total of materials for construction "	7,307	1,639	10,538	49,314	..	4,66,707	2,79,029	25,19,357	64,06,010	..
Total of Railway plant, etc. Value	38,83,214	76,47,887	77,88,758	1,84,59,513	..
Stationery (excluding paper)—										
Protected † Cwts.	1	2	..	2,41,108	..	342	527	..
Not protected Value	96,120	56,694	3,38,342	38,696
Total of Stationery "	2,41,108	96,120	56,438	3,38,342	38,696
Telegrams, materials for telegraphing of "	70,161	10,225	17,603	6,620	15,215

* Classified from 1925-26.

† Classified from October 1925.

‡ Separately recorded from 1925-26.

(a) Recorded under "Railway plant and rolling stock." before 1928-29.

TRADE AT CHIEF PORT
KARACHI

(140)

No. 12—continued
IMPORTS—continued

GOVERNMENT STORES—concluded.

PRINCIPAL AND OTHER ARTICLES	QUANTITY					VALUE				
	1924-25	1925-26	1926-27	1927-28	1928-29	1924-25	1925-26	1926-27	1927-28	1928-29
						R	R	R	R	R
SIND—continued										
KARACHI—continued										
Textiles—										
Cotton—										
Manufactures—										
Piece-goods—										
Grey (unbleached) . Yds.	200	32	..	20s	25	..
White (bleached) . "	100,955	45,643	53,952	169,059	1,877	61,718	12,814	20,853	56,183	710
Coloured, printed, or dyed . "	24,568	15,377	50,768	47,113	1,617	8,647	14,390	14,507	19,448	1,332
Total of Piece-goods . "	215,718	61,020	104,720	210,203	2,994	70,669	27,204	35,360	75,656	2,042
Other sorts of manufactures (including Handkerchiefs and Shawls in the piece) . Value	—	—	—	—	—	1,12,471	15,140	59,082	1,31,447	80,418
Total of Cotton manufactures . "	—	—	—	—	—	1,83,040	42,344	94,442	2,07,103	82,480
Total of Cotton . "	—	—	—	—	—	1,83,040	42,344	94,442	2,07,103	82,480
Flax—										
Manufactures—										
Canvas . . . Yds.	18,438	15,650	41,105	12,065	4,765	14,587	41,519	48,233	12,975	7,904
Other sorts (including bags and sacks) . Value	—	—	—	—	—	1,21,837	95,981	18,414	50,182	23,575
Total of Flax manufactures . "	—	—	—	—	—	1,36,424	1,37,500	66,647	63,157	31,479
Wool—										
Manufactures—										
Hosiery . . . Lbs.	—	—	9,516	50	..	—	—	57,178	200	..
Piece-goods . . Yds.	60,130	31,343	33,675	33,658	95,778	1,52,487	76,812	1,77,173	2,37,089	1,94,284
Other sorts . . Lbs.	424	2,422	14,860	1,913	3,220	1,543	6,919	20,258	7,088	21,021
Total of Wool . Value	—	—	—	—	—	1,54,030	83,731	2,54,609	2,44,957	2,15,305
Total of Textiles . "	—	—	—	—	—	4,73,494	2,68,575	4,15,698	5,15,217	3,29,244
Vehicles excluding locomotives, etc.—										
Carriages and parts thereof for railways . Value	—	—	—	—	—	—	—	—	—	8,56,038
Wagons and parts thereof for railways . "	—	—	—	—	—	—	—	—	—	2,98,838
Carriages and carts (excluding railway carriages) and parts thereof—										
Protected † . . . Value	—	—	—	—	—	4,72,555	554
Not protected . . . Value	—	—	—	—	—	—	1,65,248	1,714
Ships, parts of . . . "	—	—	—	—	—	2,032	..	1,89,617	690	..
Other kinds . . . "	—	—	—	—	—	45,03,840	41,54,938	75,19,201	29,31,621	35,32,307
Total of Vehicles, etc. . . "	—	—	—	—	—	49,78,427	43,20,186	77,03,318	29,32,281	46,74,441
All other Articles—										
Unmanufactured . . . "	—	—	—	—	—	32,79,575	22,67,844	19,50,183	32,23,042	29,10,415
Manufactured . . . "	—	—	—	—	—	8,41,008	9,79,220	12,45,593	8,60,204	5,98,053
GRAND TOTAL OF GOVERNMENT STORES . . . "	—	—	—	—	—	2,43,03,917	2,77,39,414	3,19,69,337	3,98,56,784	2,50,53,365

* Classified from 1925-26.

ABSTRACT (IMPORTS OF MERCHANDISE)

ARTICLES	QUANTITY					VALUE				
	1924-25	1925-26	1926-27	1927-28	1928-29	1924-25	1925-26	1926-27	1927-28	1928-29
						R	R	R	R	R
Liquors Value	—	—	—	—	—	57,77,802	64,99,778	62,12,859	63,24,239	65,40,208
Metals and Ores . . . "	—	—	—	—	—	1,92,13,080	2,02,26,428	1,56,95,072	2,11,43,751	2,27,79,653
Textiles—										
Cotton manufactures, excluding Twist and Yarn . . . "										
Other Articles except Salt . . . "	—	—	—	—	—	12,77,97,263	9,76,17,212	10,30,80,007	8,98,10,113	10,33,33,257
TOTAL "	—	—	—	—	—	15,05,70,630	14,15,31,698	15,54,61,441	14,67,92,405	18,26,36,578
TOTAL "	—	—	—	—	—	30,33,66,725	25,58,75,111	23,04,49,379	26,40,70,508	31,52,39,001
Salt "	—	—	—	—	—	3,368	9,151	18,182	19,332	12,021
GRAND TOTAL "	—	—	—	—	—	30,33,62,093	25,58,84,262	23,04,67,511	26,40,86,840	31,52,52,312

No. 12—continued
EXPORTS

INDIAN MERCHANDISE

PRINCIPAL AND OTHER ARTICLES	QUANTITY					VALUE				
	1924-25	1925-26	1926-27	1927-28	1928-29	1924-25	1925-26	1926-27	1927-28	1928-29
<i>SIND—continued</i> <i>KARACHI—continued</i> Animals, living—										
Cattle No.	451	824	385	581	508	25,375	50,090	26,525	40,850	81,060
Other kinds "	756	1,624	638	6,980	12,551	4,141	9,705	7,900	10,521	23,168
Total of Animals, living "	1,207	2,448	1,023	7,411	18,059	29,516	59,795	34,425	51,371	54,228
Apparel (including drapery, uniforms, accoutrements, but excluding hosiery and boots and shoes) Value	—	—	—	—	—	97,700	70,938	99,496	68,066	43,768
Building and Engineering materials, other than of iron, steel, or wood— Chalk and lime Cwts.	10,826	7,847	7,988	4,365	3,757	19,452	10,642	11,531	7,255	4,990
Other sorts Value	—	—	—	—	—	6,054	5,151	4,621	4,351	5,026
Total of Building and Engineering materials "	—	—	—	—	—	25,506	15,793	16,202	12,106	10,016
Chemicals and Chemical preparations (excluding chemical manures and medicines)— Saltpetre Cwts.	4,702	846	52,984	9,306
Other sorts of chemicals Value	—	—	—	—	—	43,580	72,786	72,874	1,01,475	1,29,766
Total of Chemicals, etc. "	—	—	—	—	—	43,580	72,786	72,874	1,54,459	1,89,072
Coal and Coke—										
Coal Tons	10	21	..	406	..	25	790	..
Coffee Cwts.	4	1	..	7	..	370	80	..	300	..
Drugs and medicines Value	—	—	—	—	—	92,268	99,366	1,88,078	3,00,631	3,98,731
Dyeing and Tanning substances— Indigo Cwts.	15	18	4	3	..	2,350	2,975	500	450	..
Turmeric "	161	150	144	58	68	4,231	3,104	3,354	1,209	1,363
Other sorts "	5,202	3,304	2,115	7,048	3,238	75,993	47,993	28,717	54,730	37,153
Total of Dyeing and Tanning substances "	5,378	3,472	2,263	7,109	3,306	82,624	54,072	32,571	56,439	38,615
Fish (excluding canned fish)— Fish, dry, unsalted "	477	441	620	2,414	1,513	21,320	18,508	31,405	1,31,140	31,650
Fish, dry, salted "	24,102	16,243	19,155	26,988	31,516	6,64,555	4,75,612	5,79,594	8,58,312	9,74,308
Fishmaws and shark-fins "	2,447	2,245	2,337	2,303	2,410	5,08,653	3,97,784	3,91,938	3,31,320	3,49,967
Total of Fish, etc. "	27,026	18,929	22,112	32,205	35,439	11,94,528	8,91,904	10,02,937	18,15,772	14,05,925
Fodder, Bran, and Pollards (excluding oil-cake)— Other sorts of Bran and pollards Tons	2,437	1,829	1,741	4,179	2,244	2,30,795	1,77,158	1,57,971	3,82,390	2,07,663
Other sorts of fodder "	9	14	..	17	4	837	805	..	260	535
Total of Fodder, Bran, etc. "	2,446	1,843	1,741	4,196	2,248	2,31,632	1,77,963	1,57,971	3,83,150	2,08,197
Fruits and Vegetables— Fresh fruits and vegetables— Fresh fruits Value	—	—	—	—	—	7,748	3,102	5,556	2,344	852
Fresh vegetables— Onions Cwts.	2,767	3,502	4,353	2,789	1,600	15,365	20,004	24,613	15,759	3,670
Other sorts Value	—	—	—	—	—	1,64,722	1,33,414	1,95,912	1,93,229	47,516
Total of Fresh Fruits and Vegetables "	—	—	—	—	—	1,67,935	2,11,520	2,26,081	2,16,332	57,038
Fruits and Vegetables— dried, salted, or preserved, all sorts Tons	61	39	133	33	29	10,115	7,963	20,004	3,300	6,996
Total of Fruits and Vegetables Value	—	—	—	—	—	1,97,950	2,19,483	2,46,085	2,25,632	64,034
Grain, Pulse, and Flour— Barley Tons	338,062	34,673	838	63,902	127,913	4,49,37,013	45,13,506	99,766	31,93,609	1,52,95,501
Jowar and bajra "	1,324	2,597	1,154	2,243	431	1,35,451	2,94,198	1,43,226	2,74,432	53,463
Maize "	14,703	1,092	16	9,396	16,959	15,44,203	1,13,981	2,330	10,23,398	18,22,490
Pulse— Gram "	120,921	24,021	3,904	10,705	7,631	1,39,55,066	32,51,325	14,06,726	15,69,099	11,95,857
Lentils "	1,575	2,026	53	71	474	1,34,372	2,37,517	10,504	13,293	68,134
Other sorts "	17,414	8,942	8,372	9,331	12,190	22,34,359	12,68,444	13,03,936	13,36,558	17,43,033
Paddy (rice in the husk) "	32
Rice, not in the husk— Boiled rice "	27,137	39,313	39,636	44,842	43,413	50,03,931	78,97,903	64,50,120	33,31,917	34,93,959
Cleaned rice "	6,001	5,257	2,392	2,302	1,795	11,18,417	12,40,612	7,01,363	5,74,790	4,30,549

TRADE AT CHIEF PORT
KARACHI

(142)

No. 12—continued
EXPORTS—continued

INDIAN MERCHANDISE—continued

PRINCIPAL AND OTHER ARTICLES	QUANTITY					VALUE				
	1924-25	1925-26	1926-27	1927-28	1928-29	1924-25	1925-26	1926-27	1927-28	1928-29
SIND—continued										
KARACHI—continued										
Grain, Pulse and Flour—continued										
Rice, not in the husk—continued										
Broken cleaned rice . Tons	108	278	246	152	182	15,812	40,827	51,071	20,592	20,360
Other sorts	13	..
Wheat	1,046,255	103,094	168,769	297,479	109,529	16,11,75,254	2,69,62,840	2,57,65,281	4,84,62,068	1,59,31,983
" flour	48,446	43,005	35,254	36,255	38,909	98,80,861	95,51,123	74,48,706	78,08,140	67,78,004
Other sorts	74	224	151	187	219	12,525	40,863	27,345	34,232	41,045
Total of Grain, Pulse, and Flour	1,871,075	324,712	2,57,705	481,915	359,660	24,02,52,189	5,55,63,305	4,84,11,524	7,26,96,141	5,28,75,379
Gums and Resins—										
Resin Cwts.	10,400	7,962	9,019	17,740	23,374	1,17,000	92,229	1,35,270	2,66,137	3,30,825
Other sorts	114	11	11	14	140	9,265	1,806	350	1,839	10,256
Total of Gums and Resins	10,514	7,973	9,030	17,754	23,514	1,26,265	94,035	1,35,620	2,67,976	3,50,081
Hides and Skins, raw—										
Hides, raw—										
Buffalo hides	Tons 141	115	210	1,112	1,448	1,16,139	1,00,510	1,47,756	10,66,400	14,58,710
	=No. =15,011	=18,864	=22,125	=125,210	=161,748					
Cow hides	Tons 1,315	1,464	2,228	4,204	4,143	17,76,887	16,04,203	22,42,441	55,05,573	58,43,227
	=No. =241,877	=280,358	=410,220	=712,208	=715,558					
Calf skins—										
Buffalo Calf skins	Tons 340	416	173	458	424	3,59,857	4,40,618	1,25,267	4,30,022	4,07,395
	=No. =148,214	=208,029	=68,697	=199,989	=175,224					
Cow Calf skins	Tons 174	184	298	704	690	2,81,936	2,56,899	3,56,681	9,63,549	10,33,992
	=No. =77,176	=76,351	=123,114	=265,681	=277,876					
Other hides	Tons 5	6	20	46	77	2,530	2,600	5,965	30,249	1,34,640
	=No. =478	=655	=1,700	=3,835	=7,332					
Total of Hides, raw	Tons 1,975	2,185	2,929	6,524	6,791	25,36,849	24,66,830	28,75,710	80,56,693	88,77,785
	=No. =482,551	=559,257	=625,946	=1,306,873	=1,337,733					
Skins, raw—										
Goat skins	Tons 3,508	4,982	5,075	4,321	5,537	49,78,579	69,75,418	70,91,287	61,52,776	78,89,662
	=No. =3,505,704	=5,180,990	=5,235,626	=4,441,101	=5,680,795					
Sheep skins	Tons 464	323	102	260	587	5,62,226	3,84,724	1,84,850	4,06,172	7,25,062
	=No. =702,584	=451,337	=153,286	=397,882	=805,237					
Other skins	Tons 1	..	2	6	2	10,866	5,790	26,542	92,374	27,276
	=No. =1,107	=171	=20,307	=63,677	=23,284					
Total of Skins, raw	Tons 3,973	5,305	5,185	4,587	6,126	55,46,671	73,65,932	72,52,679	66,51,322	85,92,000
	=No. =4,209,896	=5,632,548	=5,409,219	=4,902,610	=6,509,316					
Cuttings of hides and skins, raw Tons	96	157	72	356	482	4,750	22,181	17,850	63,675	1,02,498
Total of Hides and Skins, raw	Tons 6,044	7,647	8,183	11,467	13,399	80,88,270	98,54,943	1,01,48,789	1,47,71,690	1,75,72,281
	=No. =4,691,946	=6,191,805	=6,085,165	=6,209,483	=7,847,049					
Kapok Cwts.	2,164	5,201	10,091	17,279	7,085	2,27,325	2,89,519	5,18,775	7,94,455	2,61,210
Lac—										
Seed	152	35	274	31	371	27,667	5,826	12,867	5,622	30,464
Other kinds (excluding lac dye)	231	215	199	579	781	20,056	12,988	18,090	52,070	59,113
Total of Lac	383	250	473	610	1,152	47,723	18,814	30,957	57,692	89,577
Leather—										
Hides, tanned or dressed—										
Buffalo hides	Tons 1	2	4,352	999	1,324	1,218	5,801
	=No. =420	=152	=102	=115	=403					
Cow hides	Tons 36	22	11	13	64	1,19,190	54,427	34,643	33,867	2,13,203
	=No. =10,505	=4,380	=2,404	=3,474	=17,589					
Buffalo calf skins	Tons 5	2	3	3	10	12,449	4,311	6,131	9,074	25,330
	=No. =3,784	=1,167	=1,055	=2,153	=6,674					
Cow calf skins	Tons 5	10	11	5	22	12,029	21,982	36,414	20,574	88,641
	=No. =2,046	=6,819	=6,782	=4,882	=13,254					
Total of Hides, tanned or dressed	Tons 47	34	25	24	98	1,48,020	81,719	80,512	65,633	3,28,332
	=No. =16,755	=12,038	=10,343	=10,064	=37,520					
Skins, tanned or dressed—										
Goat skins	Tons 186	91	91	75	60	7,50,738	3,05,823	3,07,522	3,41,162	2,66,095
	=No. =481,937	=269,505	=229,157	=205,955	=186,644					

No. 12—continued
EXPORTS—continued

INDIAN MERCHANDISE—continued

PRINCIPAL AND OTHER ARTICLES	QUANTITY					VALUE				
	1924-25	1925-26	1926-27	1927-28	1928-29	1924-25	1925-26	1926-27	1927-28	1928-29
SIN—continued										
KARACHI—continued										
Leather—continued										
Skins, tanned or dressed—contd.										
Sheep skins	Tons 103	106	85	111	110	4,45,861	4,84,868	3,68,322	5,05,362	5,08,476
	=No. =297,275	=298,671	=230,018	=318,078	=327,800					
Other skins	Tons	10	7	14	6,156	750	79,751	1,62,809	2,62,335
	=No. =8,907	=580	=31,672	=45,101	=167,445					
Total of Skins, tanned or dressed	Tons 289	197	186	198	184	12,02,750	8,81,236	8,45,595	10,09,338	10,81,906
	=No. =782,269	=556,756	=527,847	=565,087	=681,449					
Other sorts	Value —	—	—	—	—	9,370	6,898	4,732	3,300	18,251
Total of Leather	—	—	—	—	—	13,60,140	9,69,848	9,30,830	10,78,266	13,78,469
Manures—										
Bones, crushed	Tons 19,844	18,234	25,044	24,646	24,216	18,55,165	22,81,578	25,99,242	26,72,339	25,05,448
Bone meal	7,079	12,799	17,007	16,490	12,178	5,79,198	10,00,782	11,48,064	11,48,558	8,01,679
Fish manures	678	723	1,140	1,777	2,183	39,237	46,828	92,178	1,37,626	2,76,605
Other kinds	35	..	289	3,493	100	23,572
Total of Manures	21,401	31,756	43,226	42,918	38,861	24,73,670	33,29,128	38,37,972	39,53,623	37,00,299
Metals and Ores—										
Chromite (Chrome iron ore)	21,466	23,209	14,150	20,986	23,250	6,43,980	6,90,270	4,24,510	6,29,480	6,97,500
Iron or Steel—Manufactures—										
Nails, screws, rivets and washers	9	6	5	3	1	3,844	2,443	1,499	1,419	1,126
Other manufactures of iron or steel	1,011	3	3	2	1	18,012	1,458	1,047	1,178	445
Total of Iron or Steel	1,020	9	8	5	2	21,056	3,901	2,546	2,592	1,572
Total of Metals	1,020	9	8	5	2	21,956	3,901	2,546	2,592	1,572
Total of Ores	21,466	23,209	14,150	20,986	23,250	6,43,980	6,96,270	4,24,510	6,29,480	6,97,500
Total of Metals and Ores	22,486	23,218	14,158	20,991	23,252	6,65,936	7,00,171	4,27,056	6,32,072	6,99,072
Oils—										
Animal	Cwts. 6	19	42	..	38	66	180	878	..	928
	Gals. 80	236	538	..	472					
Essential	Cwts. ..	112	200
	Gals. ..	12					
Mineral—										
Kerosene	1,236	16	4	6,200	8	1,994	13	3	3,700	8
Petroleum dangerous flashing below 70° F. including petrol, benzine and benzol	5,760	3,472	944	2,000	..	17,460	6,138	2,093	3,505	..
Other sorts	450	240	429	5	..	1,100	686	557	8
Total of Mineral oils	6,996	3,938	1,188	9,529	13	18,554	7,251	2,782	7,762	14
Vegetable, non-essential—										
Mustard or Rape	Cwts. 173	102	151	109	160	5,930	6,067	4,548	3,608	4,824
	Gals. 2,152	2,395	1,878	1,358	1,998					
Sesamum (oil or jinji)	Cwts. 278	352	295	445	1,866	10,602	14,777	10,721	14,737	64,722
	Gals. 3,453	4,740	3,684	5,538	23,230					
Other sorts	Cwts. 258	168	165	288	708	10,176	7,049	6,163	8,443	20,959
	Gals. 3,209	2,037	2,050	3,582	8,813					
Total of Vegetable, non-essential Oils	Cwts. 709	742	611	842	2,734	26,758	27,893	21,432	28,768	90,505
	Gals. 8,314	9,241	7,607	10,478	34,041					
Total of Oils	Cwts.	45,378	35,524	25,087	34,550	91,447
	Gals. 15,990	13,427	9,318	20,007	34,526					
Officines—										
Cocconut cake	Tons 909	2,216	2,172	1,783	2,290	91,036	2,40,118	1,99,176	1,92,476	3,17,036
Other sorts	270	13	7	116	15	36,176	1,250	780	13,654	4,845
Total of Officines	1,188	2,229	2,179	1,898	2,305	1,27,202	2,41,368	1,99,956	2,06,130	3,21,881
Paints and painters' materials—										
Painters' materials	Value —	—	—	—	—	43,860	1,46,128	49,791	3,29,468	3,92,318
Provisions and Oilman's stores—										
Ghl	Cwts. 683	5,642	1,674	239	1,501	60,420	5,05,024	1,29,640	19,354	1,06,950
Other sorts	2,128	1,412	1,090	1,508	2,078	57,186	56,759	33,251	35,292	41,477
Total of Provisions, etc.	2,811	7,054	2,764	1,742	3,579	1,17,606	5,61,774	1,67,890	54,646	1,51,427

INDIAN MERCHANDISE—continued

PRINCIPAL AND OTHER ARTICLES	QUANTITY					VALUE				
	1924-25	1925-26	1926-27	1927-28	1928-29	1924-25	1925-26	1926-27	1927-28	1928-29
SIND—continued						R	R	R	R	R
KARACHI—continued										
Seeds—										
Oil-seeds—										
Essential—										
Gummin (other than black)	1	2	420	..	110	172	2,537
Fenugreek	5	12	78	83	4	1,013	2,994	22,784	8,939	1,553
Other sorts	4	2	1	1	2	2,056	1,606	1,143	1,443	2,163
Total of Essential seeds	10	14	74	84	6	3,499	4,600	24,042	10,559	6,253
Non-essential—										
Castor	8,527	1,711	492	170	1,266	9,77,644	4,81,432	93,300	38,212	2,74,533
Copea	3	2	1	1	3	2,617	2,377	1,897	1,666	2,681
Cotton	34,493	71,621	6,720	18,027	4,137	39,31,730	82,04,487	6,61,759	19,21,329	3,87,972
Groundnuts	39	46	32	80	104	9,334	10,347	6,301	5,612	22,497
Linseed	200	47,443
Mustard	165	196	15	17	107	6,002	32,196	3,565	8,476	20,353
Poppy	48	25	20
Rape	193,702	83,044	90,176	60,054	68,570	4,58,09,458	1,95,67,771	2,06,71,238	1,32,59,256	1,46,48,617
Sesamum (oil or linseed)	569	3,094	66	798	1,091	1,81,232	9,81,698	21,261	2,57,021	3,05,723
Other sorts	8	1	1,310	500	30
Total of Seeds, non-essential	237,557	159,657	97,802	79,997	75,328	5,10,26,836	2,92,81,033	2,14,04,321	1,54,86,571	1,56,62,431
Total of Oil-seeds	237,557	159,671	97,576	80,031	75,336	5,10,30,375	2,92,85,632	2,14,68,363	1,54,97,130	1,56,68,634
Seeds other than Oil-seeds	67	25	120	167	192	30,506	7,300	31,641	35,960	35,823
Total of Seeds	237,624	159,696	97,922	80,198	75,474	5,10,60,881	2,92,93,432	2,15,20,204	1,55,39,090	1,57,04,507
Spices—										
Cardamoms	12	..	14	92	..	2,120
Pepper	106	98	79	25	20	3,359	6,522	6,604	1,247	1,533
Other sorts	523	470	401	866	2,101	12,831	12,437	10,436	27,353	39,615
Total of Spices	629	566	480	891	2,133	16,240	19,023	17,134	28,600	43,228
Tea—										
Black	62,644	40,697	13,141	15,211	13,522	63,190	40,806	13,945	14,314	12,963
Green	..	65	65
Total of Tea	62,644	40,762	13,141	15,211	13,522	63,190	40,871	13,945	14,314	12,963
Textiles—										
Cotton—										
Raw	119,504	179,679	146,095	131,553	143,600	18,60,32,447	22,10,94,739	13,59,44,220	12,62,68,266	14,26,40,494
Waste	2	10	9	9	6	80	799	302	450	230
Twist and Yarn	10,710	9,031	10,559	5,790	2,644	8,437	4,213	5,432	3,932	3,350
Manufactures—										
Piece-goods—										
Grey (unbleached) —										
Shirts	11,540	7,500	2,936	4,730	3,400	1,464
Other sorts	6,000	1,000	..	1,900	..	3,450	445	..	600	..
Total of Grey (unbleached)	17,540	8,500	2,936	1,900	..	8,230	3,845	1,464	600	..
White (bleached)	20,424	3,325	6,700	7,430	13,672	9,962	1,575	2,240	2,705	3,627
Coloured, printed, or dyed	363,083	397,619	321,515	264,868	362,264	1,59,520	1,71,875	1,31,151	97,650	1,23,990
Other sorts of manufactures	1,15,949	1,16,432	1,07,271	1,23,335	1,01,948
Total of Cotton manufactures	384,647	400,443	330,210	273,788	367,536	1,80,847	1,74,857	1,34,662	1,01,615	1,28,655
Total of Cotton	384,647	400,443	330,210	273,788	367,536	1,80,847	1,74,857	1,34,662	1,01,615	1,28,655
Haberdaasery and Millinery	8,502	7,704	16,755	14,461	3,623
Jute—										
Manufactures—										
Sacking Gunny bags	No. 69,257	64,310	56,050	66,969	133,284	33,563	41,464	26,719	25,723	61,793
Rope and Twine	Tons 73	87	58	71	134	2,403	2,313	5,270	2,427	3,641
Other kinds	Owts. 68	82	190	80	117	4,171	6,150	6,740	5,169	2,350
Total of Jute manufactures	145,198	153,309	104,238	118,120	264,515	40,137	50,429	38,729	33,324	67,789
Total of Jute, raw and manufactures	145,198	153,309	104,238	118,120	264,515	40,137	50,429	38,729	33,324	67,789

No. 12—continued
EXPORTS—continued

INDIAN MERCHANDISE—concluded

PRINCIPAL AND OTHER ARTICLES	QUANTITY					VALUE				
	1924-25	1925-26	1926-27	1927-28	1928-29	1924-25	1925-26	1926-27	1927-28	1928-29
IND—continued						R	R	R	R	R
KARACHI—continued										
Textiles—continued										
Silk—										
Raw—										
Mulberry silk (excluding Tasar and other wild silks)—										
Raw Lbs.	90,650	84,992	108,038	119,811	127,583	13,84,527	13,74,017	15,75,615	17,59,208	14,86,009
Chasam or waste "	165,688	118,448	148,284	129,227	70,970	3,25,960	2,56,899	3,73,151	3,17,983	1,16,000
Cocoons "	41,495	21,248	55,166	238,906	145,408	1,12,275	47,129	1,16,580	5,61,202	3,23,978
Total of Mulberry silk "	298,028	224,688	306,488	487,944	343,956	18,22,762	16,78,045	20,65,296	26,38,393	19,25,987
Total of Silk Raw "	298,028	224,688	306,488	487,944	343,956	18,22,762	16,78,045	20,65,296	26,38,393	19,25,987
Manufactures Value	—	—	—	—	—	16,585	2,200	1,200
Total value of Silk "	—	—	—	—	—	18,39,297	16,80,245	20,66,496	26,38,393	19,25,987
Wool—										
Raw Lbs.	27,795,512	28,705,301	26,514,271	30,005,056	31,732,412	2,41,24,401	2,02,67,982	2,29,90,579	2,60,96,000	2,79,88,569
Manufactures—										
Carpets and rugs "	5,610	10,268	17,825	21,498	20,283	16,918	29,997	45,862	78,130	67,309
Shawls No.	3,720	2	22,320	130	..
Other sorts Value	—	—	—	—	—	9,204	18,241	365
Total of Woollen manufactures "	—	—	—	—	—	26,117	48,238	66,547	78,260	67,309
Total of Wool "	—	—	—	—	—	2,41,50,518	2,03,16,170	2,30,59,126	2,61,75,160	2,79,59,878
Other textiles "	—	—	—	—	—	..	700	..	50	90
Total of Textiles "	—	—	—	—	—	21,23,73,079	24,34,48,781	16,13,78,186	15,68,68,906	17,23,81,024
Tobacco—										
Unmanufactured Lbs.	80,656	34,592	8,896	41,748	85,240	13,981	7,168	1,576	7,119	13,839
Manufactured—										
Cigarettes "	265	1,013	511	1,589
Other sorts "	17,159	16,381	15,608	12,623	13,714	14,031	12,836	12,524	11,339	12,347
Total of Tobacco "	98,080	50,973	24,504	54,371	100,667	28,473	20,006	14,099	18,458	27,775
Wood and Timber—										
Teak wood Cubic Tons	4	5	78	13	13	1,080	1,225	13,023	2,681	3,110
Other timber " "	92	4,995
Firewood Tons	2,712	3,789	719	984	1,268	58,193	82,285	17,729	21,327	25,602
Ornamental Wood—										
Other kinds Value	—	—	—	—	—	4,550	267
Other kinds of Wood and Timber "	—	—	—	—	—	..	82,308	15,255	3,348	8,297
Manufactures of Wood, other than furniture and cabinetware "	—	—	—	—	—	6,830	7,174	7,158	15,474	8,818
Total of Wood and Timber "	—	—	—	—	—	75,658	1,22,992	53,160	42,830	46,007
Postal Articles "	—	—	—	—	—	5,14,542	4,83,986	5,06,711	6,51,576	4,82,972
All other articles of merchandise—										
Unmanufactured "	—	—	—	—	—	21,52,524	15,16,085	15,97,144	20,09,408	23,18,205
Manufactured "	—	—	—	—	—	9,78,774	9,65,396	7,99,192	7,60,334	7,60,967
GRAND TOTAL (EXCLUSIVE OF GOVERNMENT STORES) "	—	—	—	—	—	52,27,54,989	54,93,77,147	24,76,29,663	27,18,67,431	27,24,63,187

TRADE AT CHIEF PORT
KARACHI

(146)

No. 12—continued
EXPORTS—continued

GOVERNMENT STORES.

PRINCIPAL AND OTHER ARTICLES	QUANTITY					VALUE				
	1924-25	1925-26	1926-27	1927-28	1928-29	1924-25	1925-26	1926-27	1927-28	1928-29
						R	R	R	R	R
Grain, Pulse, and Flour—										
Barley Tons	373	254	250	341	14	43,606	37,164	39,082	42,487	1,064
Gram "	451	228	219	275	9	52,503	32,601	31,252	35,913	1,234
Rice, not in the husk "	388	7	2	8	2	76,274	1,897	345	633	362
Wheat "	469	316	300	398	..	69,202	48,624	58,545	60,601	..
" Sour "	1,506	1,561	1,159	593	277	2,59,266	3,18,541	2,34,072	1,19,519	58,120
Other sorts "	283	143	182	116	9	39,903	22,040	29,011	23,295	1,480
Total of Grain, Pulse and Flour "	3,417	2,509	2,121	1,721	311	5,40,754	4,60,927	3,92,306	2,82,449	67,860
All other articles—										
Unmanufactured Value	—	—	—	—	—	1,22,945	78,397	11,580	18,001	1,863
Manufactured "	—	—	—	—	—	69,652	29,767	4,547	4,088	2,201
GRAND TOTAL OF GOVERNMENT STORES Value	—	—	—	—	—	7,53,351	5,60,091	4,02,542	3,04,597	61,924

FOREIGN MERCHANDISE

PRINCIPAL AND OTHER ARTICLES	QUANTITY					VALUE				
	1924-25	1925-26	1926-27	1927-28	1928-29	1924-25	1925-26	1926-27	1927-28	1928-29
						R	R	R	R	R
SIND—continued KARACHI—continued Apparel (including drapery, uniforms, and accessories, but excluding hosiery and boots and shoes) Value	—	—	—	—	—	2,12,843	1,57,945	1,59,560	1,11,551	69,005
Coal and coke Tons	22,622	7,050	4,476	4,252	4,211	6,04,366	1,72,675	98,483	1,02,696	95,274
Drugs and medicines Value	—	—	—	—	—	15,749	37,868	3,787	9,722	7,234
Dyeing and Tanning sub- stances—										
Dyes obtained from coal tar—										
Aniline Lbs.	940	2,340	2,198	37,688	1,058	2,450	5,416	4,894	61,460	2,500
Others "	..	224	20	280	308	..	275	35	420	236
Fruits and Vegetables—										
Fresh Fruits and Vegetables Value	—	—	—	—	—	8,546	7,600	2,903
Fruits and Vegetables: dried, salted, or pre- served—										
Dates Tons	169	342	298	166	173	19,115	46,261	34,805	20,878	17,839
Other sorts "	766	614	551	879	263	4,66,795	3,76,826	3,95,486	5,40,341	3,30,412
Total of Fruits and Vege- tables: dried, salted or preserved "	935	956	849	1,045	436	4,85,910	4,23,087	4,30,041	5,60,714	3,48,251
Total of Fruits and Vegetables Value	—	—	—	—	—	4,85,910	4,23,087	4,38,587	5,68,314	3,51,154
Hardware, <i>excluding</i> cutlery and Electroplat- ed ware "	—	..	—	—	—	65,004	87,207	1,14,014	1,34,608	1,25,316
Leather—										
Skins, tanned or dressed {										
Tons	58	44	8	8	9	16,89,942	10,46,412	1,41,268	1,13,203	5,35,721
No.	220,351	127,097	24,166	23,774	59,509					
Unwrought Cwts.	231	..	6
Manufactures Value	—	—	—	—	—	1,670	3,713	6,035	656	934
Total of Leather "	—	—	—	—	—	16,91,848	10,49,125	1,47,324	1,13,860	5,36,655
Machinery and Millwork . Value	—	—	—	—	—	65,262	45,500	54,086	1,44,368	78,460
Matches {										
Gross of boxes	38,200	45,600	11,850	9,025	40,850	90,787	1,05,433	27,230	24,381	99,292
Metals and ores—										
Brass—										
Wrought—										
Other sorts Cwts.	3	64	2	..	1,947	600	4,210	120	50	57,609

No. 12—continued
EXPORTS—continued

FOREIGN MERCHANDISE—continued

PRINCIPAL AND OTHER ARTICLES	QUANTITY					VALUE				
	1924-25	1925-26	1926-27	1927-28	1928-29	1924-25	1925-26	1926-27	1927-28	1928-29
<i>SIND—continued</i>						R	R	R	R	R
<i>KARACHI—continued</i>										
<i>Metals and Ores—continued</i>										
Iron or Steel— Bars and channels. . . Tons	58	47	19	65	55	10,202	9,080	4,042	11,892	9,604
Nails, screws, rivets, and washers . . . "	9	10	1	..	1	4,440	2,768	817	601	560
Old, for remanufacture . . "	4,595	608	250	2,630	12,019	1,54,275	18,960	7,500	52,830	4,01,738
Sheets and Plates— Galvanised . . . "	..	20	3	17	1	10	5,268	982	3,543	340
Tinned . . . "	30	1	162	1	..	11,897	295	72,804	230	..
Not galvanised or tinned, . . "	88	28,455	..	12	10	..
Total of Sheets, etc. . . "	118	21	165	18	1	40,832	5,563	78,798	3,783	340
Other manufactures of iron or steel . . . "	123	46	52	56	49	28,070	10,862	11,467	11,951	9,529
Total of Iron or Steel . . "	4,888	632	487	2,769	13,025	2,32,810	42,223	97,624	61,066	4,21,766
Other metals and ores . . "	208	21	83	1	80	13,726	5,605	65,005	273	58,704
Total of Metals and ores. . "	4,898	630	566	2,770	13,202	2,46,647	62,038	1,62,749	81,339	5,33,070
<i>Oils—</i>										
Essential . . . (Lbs. & Gals. . .)	..	700	985
Mineral— Kerosene . . . Gals.	6,128	7,108	1,040	5,541	8,102	5,868	7,486	1,040	3,999	6,064
Other kinds . . . "	3,09,955	186,610	38,070	737,185	933,804	1,05,812	48,954	11,808	2,04,877	2,16,542
Other sorts of oils . . . (Lbs. & Gals. . .)	71	17	7	17	12	3,736	809	420	839	519
Total of Oils . . . "	316,994	144,028	39,212	742,906	941,857	1,14,916	58,184	13,268	2,09,215	2,23,115
Provisions and oilman's stores . . . Cwts.	401	478	1,388	1,017	8,417	54,356	48,950	71,049	50,098	3,54,938
Rubber, manufactures . . Value	—	—	—	—	—	4,218	4,925	5,942	1,235	35,112
Soap . . . Cwts.	234	66	77	120	90	9,435	2,883	3,551	3,867	3,821
Sugar— Sugar, 16 Dutch stand- ard and above . . Tons	6,943	5,515	5,536	4,840	6,174	28,09,328	17,24,688	17,27,184	11,08,020	12,27,722
<i>Textiles—</i>										
<i>Cotton—</i>										
Raw . . . Tons	191	1	3,09,225	1,200
Twist and Yarn . . Lbs.	400	12	168	500	15	150
Manufactures— Handkerchiefs and shawls in the piece . . No.	31,201	75,619
Hosiery . . . Value	—	—	—	—	..	8,242	7,657	4,320	2,108	2,046
<i>Piecegoods—</i>										
Grey (unbleached) . Yards	284,881	95,818	151,354	51,221	91,960	1,23,455	42,030	58,023	13,425	27,040
White (bleached) . . "	467,058	356,972	478,500	434,653	4,28,227	1,68,289	1,16,527	1,42,807	1,14,267	1,08,001
Coloured, printed, or dyed . . . "	2,309,638	2,135,621	2,040,633	2,078,566	1,984,387	11,31,605	9,31,150	7,78,082	7,47,067	6,09,506
Fents of all descrip- tions . . . "	2,400	2,520	4,000	2,705	575	1,100	790	2,000	1,800	350
Total of Piece- goods . . . "	3,043,977	2,590,431	2,674,487	2,567,145	2,505,149	14,24,440	10,91,397	9,76,872	8,76,559	8,35,887
Other manufac- tures . . . Value	—	—	—	—	—	1,476	5,254	7,447	4,124	175
Total of Cotton manufactures . . "	—	—	—	—	—	14,34,167	11,04,308	10,64,258	8,82,786	8,38,108
Total of Cotton . . "	—	—	—	—	—	17,43,892	11,05,508	10,64,258	8,82,801	8,38,256
<i>Flax—</i>										
<i>Manufactures—</i>										
Other sorts (including bags and sacks). . . "	—	—	—	—	—	4,095	22,775	18,822	16,375	3,327
Haberdashery and Millinery . . "	—	—	—	—	—	51,097	29,941	37,345	45,882	39,008
<i>Silk—</i>										
Raw . . . Lbs.	90,476	30,088	31,333	520	1,245	98,528	20,785	30,245	2,350	8,310
Manufactures— Silk piecegoods . . Yards	2,292	2,551	200	60	..	5,608	8,235	400	135	..
Other manufactures . . Value	—	—	—	—	—	8,082	2,224	30	2,070	..
Total of Silk, raw and manufactures . . "	—	—	—	—	—	1,08,108	40,244	30,675	5,155	8,310

TRADE AT CHIEF PORT
KARACHI

(148)

No. 12—continued
EXPORTS—concluded

FOREIGN MERCHANDISE—concluded

PRINCIPAL AND OTHER ARTICLES	QUANTITY					VALUE				
	1924-25	1925-26	1926-27	1927-28	1928-29	1924-25	1925-26	1926-27	1927-28	1928-29
SIND—concluded						R	R	R	R	R
KARACHI—concluded										
Wool—										
Raw Lbs.	9,465,947	7,659,858	9,000,768	7,010,803	7,092,379	82,58,168	63,50,359	73,53,351	58,52,782	71,14,150
Piece-goods Yds.	11,708	7,549	8,786	6,239	6,066	31,843	21,098	30,596	22,470	24,092
Other sorts Value	—	—	—	—	—	65,82,753	61,66,991	48,32,307	37,10,745	49,98,890
Total Manufactures "	—	—	—	—	—	66,14,096	61,88,089	48,62,908	37,38,215	50,22,982
Total of Wool, raw and manufactures "	—	—	—	—	—	1,48,72,259	1,25,38,448	1,17,10,344	95,95,907	1,21,97,132
Other textiles "	—	—	—	—	—	66,705	50,874	40,127	44,045	51,486
Total of Textiles "	—	—	—	—	—	1,68,41,151	1,37,37,790	1,29,02,571	1,05,80,261	1,31,42,521
Tobacco—										
Unmanufactured Lbs.	..	10	70
Manufactured "	1,678	256	802	1,438	3,469	6,822	1,180	4,114	6,384	15,955
Vehicles (excluding Locomotives, etc., for Railways) — Carriages and Carts (excluding railway carriages) Value	—	—	—	—	—	2,020	16,007	300	2,040	180
Ships, and parts thereof "	—	—	—	—	—	350	2,030	..	10,290	350
Other kinds "	—	—	—	—	—	76,496	1,43,719	1,85,940	91,745	2,12,464
Total of Vehicles, etc., "	—	—	—	—	—	78,866	1,61,756	1,36,249	1,03,955	2,12,994
Wood and Timber—										
Other kinds of wood and timber "	—	—	—	—	—	6,162	2,140	4,718	2,522	4,835
Manufactures of Wood, other than furniture and cabinetware Value	—	—	—	—	—	1,67,548	2,07,564	1,87,514	1,75,913	2,96,567
Total of Wood and Timber "	—	—	—	—	—	1,73,710	2,09,704	1,92,232	1,78,435	3,01,392
All other Articles of Merchandise—										
Unmanufactured "	—	—	—	—	—	1,83,078	2,30,718	1,49,919	92,339	87,388
Manufactured "	—	—	—	—	—	3,66,886	2,77,094	3,52,617	2,60,579	2,40,010
GRAND TOTAL (EXCLUSIVE OF GOVERNMENT STORES) "	—	—	—	—	—	3,41,21,517	1,86,43,960	1,67,00,395	1,39,48,036	1,77,98,194

GOVERNMENT STORES

PRINCIPAL AND OTHER ARTICLES	QUANTITY					VALUE				
	1924-25	1925-26	1926-27	1927-28	1928-29	1924-25	1925-26	1926-27	1927-28	1928-29
Apparel (including Drapery, etc.) Value	—	—	—	—	—	R	R	R	R	R
						15,029	2,895	300
Arms, Ammunition, and Military Stores—										
Firearms, and parts thereof "	—	—	—	—	—	350	3,461	5,830
Othersorts "	—	—	—	—	—	26,951	74,760	45,804	2,156	12,068
Total of Arms, etc., "	—	—	—	—	—	27,301	78,221	45,804	2,156	18,495
Hardware and cutlery "	—	—	—	—	—	46,395	26,992	14,775	2,940	4,271
Liquors Gals.	2	39	..	5	..	30	565	..	61	..
Machinery and millwork Value	—	—	—	—	—	1,02,122	2,49,341	10,333	9,215	11,353
Metals and Ores—										
Iron or Steel Tons	..	179	205	2,08,409
Metals and ores unenumerated Value	—	—	—	—	—	1,600
Telegraphs, materials for construction of "	—	—	—	—	—	68,460	1,92,404	42,904	76,763	46,457
All other Articles—										
Unmanufactured "	—	—	—	—	—	2,554	8,116	3,471	8,795	4,804
Manufactured "	—	—	—	—	—	1,76,572	1,26,834	78,152	1,28,626	3,54,736
GRAND TOTAL OF GOVERNMENT STORES "	—	—	—	—	—	4,41,678	3,03,773	1,91,669	2,68,550	4,36,415

No. 12—continued
IMPORTS

PRINCIPAL AND OTHER ARTICLES	QUANTITY					VALUE				
	1924-25	1925-26	1926-27	1927-28	1928-29	1924-25	1925-26	1926-27	1927-28	1928-29
						₹	₹	₹	₹	₹
MADRAS— Fort St. George— Animals, living— Horses No.	84	62	80	47	26	1,08,080	75,400	30,800	48,300	43,746
Other kinds "	153	283	225	251	192	20,940	27,558	33,347	27,541	24,311
Total of Animals, living "	187	345	255	298	218	1,29,020	1,02,958	64,237	75,841	68,056
Apparel (excluding hosiery and boots and shoes)— Apparel (including drapery, uni- forms, accoutre- ments) Value	—	—	—	—	—	1,70,208	1,92,965	2,04,146	2,02,253	2,16,135
Gold and silver thread "	—	—	—	—	—	1,94,866	3,76,005	7,97,345	6,78,047	10,45,227
Hats, caps, bon- nets and hatter's- ware "	—	—	—	—	—	70,135	80,944	81,617	65,747	63,860
Lametta Lbs.	50,869	23,185	37,437	48,614	112,764	97,344	49,179	76,412	87,471	1,64,668
Other kinds Value	—	—	—	—	—	7,588	398	—	610	6,516
Total of Apparel "	—	—	—	—	—	5,39,941	7,00,891	11,59,520	10,34,128	14,06,106
Arms, ammunition, and military stores— Cartridge cases—† Filled No.	949,687	749,300	918,071	1,102,487	—	77,127	54,271	59,981	71,992	—
Empty "	100,800	98,450	127,550	46,880	—	5,639	3,155	4,168	2,311	—
Shot gun cartridges filled "	—	—	—	—	212,795	—	—	—	—	15,861
Rifle and other cart- ridges filled "	—	—	—	—	702,934	—	—	—	—	48,898
Empty "	—	—	—	—	21,252	—	—	—	—	867
Total of Cartridge cases "	1,110,487	847,750	1,045,621	1,149,367	936,981	82,766	57,436	64,149	74,303	65,626
Explosives— Blasting fuse { Lbs. 145,620 154,612 130,620 165,080 185,265 } No. of coils 468,000 483,700 405,300 531,000 641,800 } " gelatine Lbs. 305,000 400,000 255,000 250,000 375,000 } Dynamite " 35,000 55,000 55,000 75,000 85,050 } Gelatine dyna- mite " 297,500 348,500 261,250 247,750 333,500 } Other Nitro com- pound explosives " — — — — 48,000 } Detonators No. 2,656,000 2,600,000 2,326,400 3,084,024 2,652,000 } Others Lbs. 12,000 1,975 1,800 2,335 1,500 } Total of Explo- sives Value — — — — — } 7,72,563 8,89,023 6,40,998 7,03,955 9,25,408 }										
Fire arms, and parts thereof— Fire arms (a) No.	—	—	1,757	2,529	1,504	82,534	76,637	67,896	90,050	57,784
Parts of fire arms (a) Value	—	—	—	—	—	—	—	1,169	4,360	1,712
Total of fire arms, etc. "	—	—	—	—	—	82,534	76,637	69,065	94,410	59,496
Other sorts "	—	—	—	—	—	30,533	21,206	26,814	20,752	13,744
Total of Arms, Ammunition, and Military Stores "	—	—	—	—	—	0,68,596	10,24,307	8,01,026	8,93,480	10,64,277
Asbestos— Raw Cwts.	4	—	—	—	—	521	—	—	—	—
Manufactures— Asbestos packing Value	—	—	—	—	—	17,228	48,418	36,239	27,098	20,270
Other manufactures "	—	—	—	—	—	52,668	1,88,599	2,40,004	5,30,879	3,37,235
Total Asbestos "	—	—	—	—	—	70,472	1,77,017	2,77,143	6,07,972	3,57,495
Belting for machinery— Of cotton Value	—	—	—	—	—	51,271	52,929	52,528	78,452	1,75,868
" leather "	—	—	—	—	—	2,24,371	1,48,122	1,67,572	1,21,939	1,74,549
" other materials "	—	—	—	—	—	1,89,243	2,60,318	4,50,276	3,05,689	2,37,200
Total of Belting for machinery "	—	—	—	—	—	4,64,885	4,70,369	6,70,376	5,01,071	5,87,617
Bobbins Books, printed, and printed matter (not being station- ery), including maps and charts Cwts.	2,997	3,396	3,544	3,550	3,929	6,13,116	6,92,154	7,55,230	7,81,362	8,56,785
Boots and Shoes— Of leather Pairs	10,527	13,193	13,720	14,994	15,731	63,171	87,783	92,809	90,740	64,924
" other materials "	7,434	10,114	16,525	27,470	28,579	22,731	30,873	42,213	64,074	90,594
Total of Boots and shoes "	17,961	23,307	30,245	42,464	44,310	85,902	1,18,656	1,35,022	1,54,814	1,55,518

† Detailed figures from 1928-29:
(a) Separately recorded from 1926-27.

TRADE AT CHIEF PORT
FORT ST. GEORGE

(150)

No. 12—continued
IMPORTS—continued

PRINCIPAL AND OTHER ARTICLES	QUANTITY					VALUE				
	1924-25	1925-26	1926-27	1927-28	1928-29	1924-25	1925-26	1926-27	1927-28	1928-29
MADRAS—continued						R	R	R	R	R
FORT ST. GEORGE—continued										
Brushes and Brooms—										
Brushes—										
Paint and Varnish Brushes Dozs.	8,465	5,518	9,961	12,166	9,694	29,294	19,050	42,139	37,146	33,871
Toilet Brushes "	4,350	11,363	7,952	7,642	13,012	29,407	30,727	43,001	41,180	48,061
Other Brushes "	4,919	9,426	9,585	14,855	17,451	27,486	26,936	26,808	40,916	58,691
Total of Brushes "	17,734	26,307	27,498	34,663	40,157	76,187	85,763	1,11,948	1,19,242	1,40,123
Brooms "	26	128	226	213	25	569	1,370	2,795	2,266	303
Total of Brushes and Brooms "	17,760	26,435	27,724	34,876	40,182	76,756	87,133	1,14,743	1,21,507	1,40,426
Building and Engineering materials, other than of iron, steel, or wood—										
Asphalt Tons	423	311	224	1,138	927	48,485	38,097	23,005	1,06,057	96,770
Bricks—										
Bricks (other than fire bricks) No.	34,771	250	12,112	6	260	3,867	100	307	8	130
Fire bricks "	69,206	74,261	116,912	179,878	82,621	22,156	16,609	26,408	48,608	18,420
Total of Bricks "	103,976	74,511	128,924	179,884	82,882	26,023	16,718	26,715	48,616	18,550
Cement—										
Portland Tons	19,419	22,189	18,398	12,797	21,956	12,29,582	13,77,896	10,18,788	7,00,883	11,28,682
Other kinds "	73	151	139	187	233	22,402	23,096	27,129	30,254	22,141
Total of Cement "	19,492	22,340	18,537	12,984	22,189	12,51,984	14,02,992	10,40,912	7,31,137	11,45,823
Tiles No.	889,474	366,482	498,000	426,044	994,017	80,121	98,074	85,337	1,08,745	1,61,587
Other kinds Value	—	—	—	—	—	82,387	1,13,045	3,23,296	1,56,787	1,29,356
Total of Building and Engineering materials, other than of iron, steel, or wood						14,84,000	16,58,026	14,99,255	11,53,342	15,51,936
Buttons of all sorts—										
Metal "	—	—	—	—	—	45,781	72,040	83,782	86,066	1,07,399
Other sorts "	—	—	—	—	—	30,886	50,591	55,628	86,002	79,531
Total of Buttons "	—	—	—	—	—	76,667	1,22,631	1,39,410	1,72,068	1,86,930
Candles of all kinds Lbs.	297,678	195,956	190,411	257,204	85,787	1,39,369	98,728	94,290	1,27,247	39,679
Canes and Banners Cwts.	1,311	1,771	2,204	1,343	1,429	31,831	43,278	53,825	39,870	29,984
Chemicals and Chemical preparations (excluding chemical manures and medicines)—										
Acids—										
Tartaric "	85	159	118	156	211	9,119	13,454	9,871	15,570	21,838
Other sorts "	511	658	836	1,063	1,232	25,256	29,194	37,434	39,083	44,293
Total of Acids "	596	817	954	1,219	1,443	34,375	42,648	47,305	54,653	66,131
Alum "	5,119	6,005	4,872	3,721	5,376	54,698	41,035	38,089	24,551	36,894
Aluminous Sulphates "	2,770	2,782	4,033	6,005	8,236	15,471	13,977	20,420	31,776	39,140
Ammonia and salts thereof "	924	1,892	1,203	1,974	1,807	43,090	70,588	40,242	60,787	50,605
Bleaching Materials—										
Bleaching Powder (calcium hypochlorite chloride of lime) "	1,047	1,456	3,615	3,940	4,348	16,291	18,201	37,708	51,414	54,958
Carbide of Calcium "	1,040	1,726	1,681	1,495	2,419	21,081	31,473	28,528	28,366	33,721
Copper Sulphate "	42	433	1,042	348	3,761	1,063	7,432	19,645	6,724	84,253
Disinfectants "	3,184	2,522	2,769	2,808	3,215	73,546	68,840	74,897	76,186	1,17,208
Glycerine "	557	782	523	709	308	30,988	42,759	30,339	40,128	15,616
Magnesium compounds—										
Chloride "	3,007	1,825	2,219	2,654	2,737	13,052	8,743	9,984	12,082	10,955
Others "	16 69	360	2,984	4,197	1,207	83	1,760	17,423	20,329	4,758
Total of Magnesium compounds "	3,007	2,185	5,203	6,851	4,044	13,135	10,493	27,857	32,911	15,713
Potassium Compounds—										
Bichromate "	1,304	1,242	1,425	819	1,260	42,815	36,145	43,266	23,862	35,240
Chlorate "	366	759	755	1,090	1,634	7,749	18,539	16,468	21,064	29,464
Other sorts "	211	440	711	319	1,101	14,261	26,554	19,977	21,516	25,464
Total of Potassium Compounds "	1,881	2,441	2,891	2,228	3,995	64,825	81,238	79,711	66,442	90,168

No. 12—continued
IMPORTS—continued

PRINCIPAL AND OTHER ARTICLES	QUANTITY					VALUE				
	1924-25	1925-26	1926-27	1927-28	1928-29	1924-25	1925-26	1926-27	1927-28	1928-29
						R	R	R	R	R
INDRAS—continued Fort St. George—continued Chemicals, etc.—continued Soda compounds— Bicarbonate of soda (sodium bicarbonate) Cwts.	11,935	8,287	10,395	8,739	12,220	1,41,942	86,413	1,10,046	89,003	1,16,541
Bichromate of soda "	7,921	6,416	4,034	3,575	7,290	2,19,667	1,50,678	84,884	1,78,720	1,51,340
Borax (including boric acid) "	1,285	2,467	2,240	1,050	2,614	32,238	59,333	43,022	18,278	38,783
Caustic Soda (sodium hydroxide) "	15,727	21,059	23,989	25,073	27,920	2,30,240	2,65,008	2,76,010	2,83,344	3,23,103
Cyanide of sodium "	6,623	7,540	8,120	8,000	6,060	3,72,898	4,84,002	4,43,582	4,40,216	3,50,335
Soda Sulphide "	381	3,785	3,087	4,288	5,028	5,262	48,492	29,022	37,151	40,219
Sodium carbonate (soda ash and soda crystals) "	21,467	19,113	17,914	23,735	32,421	1,70,977	1,40,397	1,29,052	1,72,761	3,89,385
Sodium silicate "	228	4,527	3,598	5,079	5,115	2,567	45,349	33,117	44,767	45,233
Other sorts . . . "	5,090	302	521	2,438	2,601	78,193	15,158	15,009	66,072	69,082
Total of Soda compounds "	70,655	73,496	78,898	87,037	121,269	12,48,954	12,38,380	11,63,744	13,25,312	15,04,524
Sulphur (Brimstone) . Cwts.	8,352	5,462	11,328	12,839	10,382	48,171	27,458	64,724	98,171	61,071
Other sorts of chemicals . Value	—	—	—	—	—	2,50,076	4,36,637	4,64,823	7,84,872	5,30,197
Total of Chemicals and Chemical preparations (excluding chemical manures and medicines) . . . "	—	—	—	—	—	19,19,744	21,33,629	21,32,082	26,83,315	27,07,189
Clocks and Watches and parts thereof— Clocks and timepieces . . . No.	44,794	66,384	59,599	42,235	35,158	1,37,113	1,95,140	1,80,011	1,99,511	1,74,228
Watches . . . "	2,539	14,490	25,309	13,724	3,525	18,776	80,810	57,008	93,041	10,348
Parts of clocks and watches . Value	—	—	—	—	—	2,420	1,719	894	1,759	2,065
Total of Clocks and watches and parts thereof . . . "	—	—	—	—	—	1,58,309	2,77,669	2,37,913	2,94,311	1,86,641
Coal and Coke— Coal . . . Tons	13,251	3,189	11	4,01,701	1,11,615	1	..	440
Coke . . . "	1,317	1,126	1,090	1,875	2,848	68,696	51,983	52,319	74,869	78,157
Total Coal and Coke . . . "	14,568	4,315	1,090	1,875	2,854	4,70,397	1,68,608	52,320	74,869	78,597
Coffee other than roasted or ground . Cwts.	3,895	4,393	6,979	10,261	12,039	1,70,498	2,07,172	3,42,786	5,55,013	7,14,812
Cutlery . . . Value	—	—	—	—	—	1,65,067	1,98,267	2,15,255	2,73,310	3,05,551
Drugs and medicines (excluding chemicals and narcotics)— Camphor . . . Lbs.	324,377	456,768	592,330	511,992	672,432	3,75,568	10,74,002	11,95,702	10,15,182	12,25,967
Cassia lignea (a) . . Cwts.	4,351	3,319	5,611	—	—	1,00,440	75,154	1,34,206	—	—
Cod liver Oil . . . lbs.	..	15,337	21,113	33,530	32,299	..	31,025	27,609	34,083	51,153
Proprietary and patent medicines . Value	—	—	—	—	—	1,64,391	1,83,797	2,01,520	3,49,625	1,69,271
Quinine Salts— Quinine Sulphate or Bisulphate . . Lbs.	1,431	1,272	1,345	1,901	1,058	40,587	37,057	30,276	51,561	26,720
Other sorts . . . "	405	466	1,053	1,612	2,128	10,741	16,584	27,720	39,596	46,711
Total of Quinine Salts . . . "	1,836	1,738	2,398	3,513	3,186	57,328	53,641	57,996	91,157	73,431
Other sorts of drugs and medicines . Value	—	—	—	—	—	7,90,738	7,90,018	8,97,106	10,28,616	11,53,960
Total of Drugs and Medicines (excluding chemicals and narcotics) . . . "	—	—	—	—	—	19,28,465	22,07,587	25,14,199	25,18,963	26,73,832
Dyeing and Tanning substances— Barks for Tanning . Cwts.	21,392	32,954	117,344	177,534	283,900	1,58,419	6,16,857	8,36,829	17,44,539	25,49,168
Cutch and Gambier . . "	378	628	347	358	450	11,334	15,027	10,212	8,915	10,683
Dyes obtained from coal tar— Alizarine . . . Lbs.	1,225,300	225,891	755,218	492,887	599,432	9,39,072	1,35,838	4,50,991	2,70,184	3,01,723
Aniline . . . "	564,160	596,843	749,372	970,956	1,044,246	10,84,871	10,10,232	13,71,878	12,37,462	16,33,957
Others . . . "	3,669	121,643	242,947	3,175	4,08,310	6,69,364
Total of Dyes obtained from coal tar . . . "	1,789,360	822,734	1,507,259	1,585,486	1,887,625	20,13,943	11,46,065	18,26,044	19,15,956	26,00,544
Saffron . . . "	1,325	768	99,619	89,924
Other Sorts (including lac-dye) . . . cwt.	..	3,983	..	2,082	4,928	54,973	72,892	4,11,429	1,65,553	1,43,266
Total of Dyeing and Tanning substances . Value	22,33,719	16,50,841	30,84,514	39,34,582	58,48,335

(a) Shown under Spices from 1927-28.

TRADE AT CHIEF PORT
FORT ST. GEORGE

(152)

No. 12—continued
IMPORTS—continued

PRINCIPAL AND OTHER ARTICLES	QUANTITY					VALUE				
	1924-25	1925-26	1926-27	1927-28	1928-29	1924-25	1925-26	1926-27	1927-28	1928-29
MADRAS—continued										
FORT ST. GEORGE—continued										
Earthenware and Porcelain (including pipes of earthenware)—										
Earthenware—										
Pipes of earthenware . Cwts.	19,658	40,082	10,652	27	157	1,17,771	2,53,980	70,624	775	1,561
Sanitary ware . Value	—	—	—	—	—	31,572	30,334	45,841	41,839	70,607
Other kinds	—	—	—	—	—	2,50,372	2,17,927	3,00,499	2,47,311	2,71,299
Porcelain	—	—	—	—	—	20,972	10,222	32,384	60,635	59,899
Total of Earthenware and Porcelain	—	—	—	—	—	4,30,187	5,12,863	4,49,348	3,50,110	4,03,306
Electroplated ware	—	—	—	—	—	25,154	64,225	47,720	50,040	61,820
Fire works Lbs.	195,448	171,850	139,444	290,721	362,032	1,00,845	1,06,996	96,653	1,75,440	2,15,194
Fruits and Vegetables—										
Fresh fruits and vegetables . Value	—	—	—	—	—	3,439	9,566	10,353	22,768	14,639
Fruits and vegetables : dried, salted, or preserved, not being canned or bottled Tons	200	109	193	167	..	90,322	92,844	1,17,329	86,893	70,791
Total of Fruits and Vegetables Value	—	—	—	—	—	93,761	1,02,410	1,27,682	1,09,661	85,439
Furniture and Cabinetware—										
Bedsteads Value	—	—	—	—	—	60,007	56,444	71,235	87,401	78,847
Furniture of wood (other than bedsteads)	—	—	—	—	—	12,027	15,343	27,173	76,213	54,079
Furniture of other materials (other than bedsteads)	—	—	—	—	—	25,407	39,232	59,255	53,737	1,34,765
Mouldings	—	—	—	—	—	92,724	1,46,028	1,39,521	1,85,507	3,00,046
Total of Furniture and Cabinetware	—	—	—	—	—	1,90,165	2,57,702	3,47,184	4,02,858	5,67,729
Glass and Glassware—										
Bangles Value	—	—	—	—	—	10,08,397	3,72,356	12,35,591	15,23,402	9,92,144
Beads and false pearls Cwts.	2,106	2,680	2,852	2,117	2,914	2,76,332	3,27,776	3,38,042	2,57,223	3,23,562
Bottles and Phials—										
Sodawater bottles . Gross	7,927	7,626	8,331	7,360	11,324	2,65,359	2,51,191	2,69,304	2,13,959	3,10,673
Others	26,253	26,743	22,157	26,936	22,116	1,44,335	1,23,730	1,16,529	1,45,039	1,44,371
Total of Bottles and Phials	34,180	34,374	30,488	34,296	33,440	4,10,744	3,79,971	3,85,833	3,59,048	4,55,044
Funnels, globes, and glass parts of lamps Value	—	—	—	—	—	1,99,412	2,17,633	4,34,233	3,42,230	3,43,950
Sheet and plate { Sq. Feet	2,545,067	2,493,669	3,712,756	3,535,377	3,021,344	3,54,739	3,18,697	4,36,369	4,12,565	4,04,265
Cwts.	24,347	24,549	35,969	35,653	35,259					
Tableware (including decanters, etc.) . Value	—	—	—	—	—	33,135	30,129	34,332	49,270	36,332
Other glassware	—	—	—	—	—	1,31,353	1,29,290	1,29,255	2,33,153	2,33,199
Total of Glass and Glassware	—	—	—	—	—	6,46,533	6,77,088	8,05,475	7,40,066	7,87,728
Grain, Pulse, and Flour—										
Pulse Tons	71	29	83	233	547	13,594	5,229	17,327	41,008	99,401
Rice in the husk	1,943	6,163	1,36,676	7,16,375
Rice not in the husk	cwt. 2	10	..	26,401	46,525	37	2,973	..	32,03,434	67,34,604
Other sorts	63	89	29	462	1,206	15,906	22,453	7,363	74,864	2,71,369
Total of Grain, Pulse, and Flour,	134	128	112	29,063	54,446	29,537	30,660	25,695	35,06,932	77,62,249
Gums and Resins—										
Benjamin Cwts.	7,053	7,293	7,373	6,493	4,547	2,25,219	2,46,237	2,59,226	2,61,759	2,13,602
Other sorts	4,123	4,357	3,776	4,390	3,030	34,510	34,351	69,407	30,379	53,634
Total of Gums and Resins	11,176	11,650	11,149	10,883	7,577	2,59,729	2,80,588	3,28,633	2,92,138	2,67,236
Hardware, excluding Cutlery and Electroplated ware—										
Agricultural implements . Value	—	—	—	—	—	1,49,431	1,33,153	1,53,649	1,73,230	1,03,234
Buckets of tinned or galvanized iron	—	—	—	—	—	1,457	9,953	6,173	6,751	4,277
Bulkier hardware, such as locks, hinges, door bolts, etc.	—	—	—	—	—	3,37,490	4,33,353	4,43,176	5,12,330	5,11,413
Domestic hardware other than enamelled ironware	—	—	—	—	—	1,04,325	99,147	1,01,713	1,03,417	1,36,254

No. 12—continued

IMPORTS—continued

PRINCIPAL AND OTHER ARTICLES	QUANTITY					VALUE				
	1924-25	1925-26	1926-27	1927-28	1928-29	1924-25	1925-26	1926-27	1927-28	1928-29
ADBS—continued										
FORT ST. GEORGE—continued										
Hardware, excluding Cutlery and Electroplated ware—continued										
Enamelled iron-ware Value	—	—	—	—	—	3,48,662	2,91,629	3,20,078	5,08,579	4,80,592
Gasmantries "	—	—	—	—	—	46,585	31,480	22,369	62,232	79,291
Implements and tools, other than agricultural implements and machine tools "	—	—	—	—	—	6,75,808	5,57,549	7,68,590	7,56,267	7,27,268
Lamps, metal No.	495,618	752,249	798,966	940,871	964,840	7,48,015	8,97,322	9,81,522	10,08,861	11,56,488
Parts of lamps, other than glass Value	—	—	—	—	—	60,501	51,708	98,765	1,08,061	1,21,239
Safes and strong boxes of metal No.	183	99	259	289	183	8,637	7,549	16,285	16,974	6,468
Stoves "	11,825	18,399	29,551	34,177	22,760	36,049	60,445	85,262	77,906	74,201
Other sorts Value	—	—	—	—	—	20,69,539	20,57,787	21,98,972	20,53,526	22,01,019
Total value of Hardware (excluding Cutlery and Electroplated ware)	—	—	—	—	—	44,85,904	46,10,990	51,91,544	53,88,688	57,16,778
Hides and Skins, raw—										
Hides, raw Tons	163	93	68	132	106	1,34,236	61,436	94,492	2,04,987	1,67,244
— No.	—142,797	—36,424	—30,772	—78,211	—74,723	—	—	—	—	—
— Tons	295	280	232	217	249	—	—	—	—	—
Skins, raw No.	—591,985	—430,298	—442,800	—297,760	—426,444	4,45,202	4,80,662	5,62,200	3,27,495	4,29,666
Total of Hides and Skins, raw Tons	458	358	350	349	355	5,79,438	5,42,093	6,56,692	5,32,482	5,96,910
— No.	—784,652	—516,722	—478,572	—375,961	—501,167	—	—	—	—	—
Hops Cwts.	215	200	241	175	321	27,784	20,935	19,638	15,655	24,769
Instruments, Apparatus, and Appliances, and parts thereof—										
Electrical, including telegraph and telephone apparatus not being machinery—										
Electric fans and parts thereof Value	—	—	—	—	—	1,56,943	1,30,507	1,48,655	2,89,317	2,71,960
Electric wires and cables—										
Rubber, insulated "	—	—	—	—	—	93,150	1,88,423	1,57,752	2,11,941	2,73,874
Insulations, other than rubber "	—	—	—	—	—	90,300	62,693	32,681	29,684	61,330
Telegraph and telephone wires and cables "	—	—	—	—	—	1,02,566	1,24,831	29,224	30,717	64,042
Bare copper wire (electrolytic, other than telegraph and telephone wires). "	—	—	—	—	—	14,523	87,091	20,116	3,662	13,818
Total of Electric wires and cables "	—	—	—	—	—	3,00,539	4,63,038	2,39,728	2,75,904	4,32,461
Telegraph and Telephone Apparatus "	—	—	—	—	—	23,947	5,01,917	1,15,207	31,365	1,12,384
Electric lamps and parts thereof—										
Electric glow lamps No.	133,187	185,862	231,361	251,666	304,759	74,626	1,07,850	1,75,765	1,79,718	2,05,246
Electric lamps, other sorts "	10,118	35,358	53,230	130,748	702,326	14,933	23,761	41,558	71,084	1,14,308
Parts and accessories of electric lamps Value	—	—	—	—	—	7,352	6,462	42,335	37,305	30,275
Total of Electric Lamps and parts thereof "	—	—	—	—	—	96,911	1,38,073	2,59,648	2,88,107	3,49,823
Accumulators including parts "	—	—	—	—	—	—	5,987	7,544	993	829
Batteries "	—	—	—	—	—	—	45,579	78,240	1,90,142	2,82,339
Condensers, electric "	—	—	—	—	—	2,689	..	5,345	766	946
Electric lighting accessories and fittings (including switches) "	—	—	—	—	—	74,203	37,549	1,49,861	92,103	1,72,615
Electrical instruments (other than telegraphic and telephonic)—										
Meters "	—	—	—	—	—	47,052	38,221	83,804	67,390	53,654
Others "	—	—	—	—	—	22,511	654	284
Switch boards (other than telegraph and telephone) "	—	—	—	—	—	28	6,375	..	216	9,023
Electrical goods and apparatus not enumerated "	—	—	—	—	—	1,77,629	2,94,766	1,89,062	3,64,377	3,52,545
Total of Electrical, including telegraph and telephone apparatus not being machinery "	—	—	—	—	—	9,04,462	10,60,566	12,67,392	16,00,660	20,36,639
Musical "	—	—	—	—	—	46,636	54,660	60,430	70,643	1,04,690

TRADE AT CHIEF PORT
FORT ST. GEORGE

(154)

No. 12—continued
IMPORTS—continued

PRINCIPAL AND OTHER ARTICLES	QUANTITY					VALUE				
	1924-25	1925-26	1926-27	1927-28	1928-29	1924-25	1925-26	1926-27	1927-28	1928-29
MADRAS—continued Fort St. George—continued						R	R	R	R	R
Instruments, Apparatus, and Appliances, and parts thereof—continued										
Photographic—										
Cinematographic films * Length in Ft.	438,711	233,728	304,032	—	—	1,09,057	57,135	59,537	—	—
Raw, i.e., Blank films on which no picture has been impressed Length in Ft.	—	—	—	500	268,106	—	—	—	53	5,945
Exposed Films " "	—	—	—	611,048	666,202	—	—	—	1,18,951	1,78,013
Other than Cinematographic films Value	—	—	—	—	—	50,511	49,201	68,351	70,220	1,45,142
Scientific and philosophical " "	—	—	—	—	—	3,20,071	3,63,048	4,04,301	2,69,908	3,29,529
Surgical " "	—	—	—	—	—	78,605	1,57,184	1,69,006	2,26,033	1,82,858
Wireless apparatus (a) " "	—	—	—	—	—	—	21,922	15,318	39,834	36,803
Other kinds " "	—	—	—	—	—	1,16,310	1,32,273	1,52,047	2,78,473	8,24,768
Total of Instruments, Apparatus, and Appliances, and parts thereof " "	—	—	—	—	—	16,25,642	24,06,039	21,96,432	26,64,795	13,41,232
Jewellery (excluding imitation Jewellery, etc.)—										
Jewellery Value	—	—	—	—	—	1,53,696	1,66,638	4,87,798	83,777	1,28,551
Plate of gold and silver " "	—	—	—	—	—	34,351	23,893	75,262	28,248	24,029
Total of Jewellery " "	—	—	—	—	—	1,88,047	1,90,531	5,63,060	1,12,025	52,580
Lac—										
Stick and seed Cwts.	548	813	139	120	176	60,213	75,856	9,683	10,425	12,319
Shell and button " "	..	3	2	4	28	..	155	297	151	3,016
Other kinds (excluding lac-dye) " "	3	lbs. 30	13	119	178	610
Total Lac " "	551	816	141	124	217	60,332	76,011	9,980	10,752	16,946
Leather—										
Hides, tanned or dressed Tons	1	11	3	4	4	7,695	25,628	11,000	25,222	30,029
Skins, tanned or dressed " " =No. Tons	1	6	6	1	7	5,505	16,024	6,073	18,710	76,935
Unwrought " " =No. Cwts.	1,543	4,632	1,234	4,892	30,138	15,766	67,012	1,04,547	1,06,833	54,725
Leather Cloth (b) " "	59	3,074	2,331	3,576	3,269	18,275	—	—	—	—
Artificial leather (b) " "	3	—	—	—	—	744	—	—	—	—
Leather cloth including artificial leather, Manufactures (excluding boots and shoes and belting for machinery)—										
Bags and trunks Cwts.	2	15	6	9	17	2,309	4,885	3,304	7,416	9,548
Picking bands and straps " "	lbs. 6	14	1	16	21	141	1,733	958	4,448	8,092
Roller skins " "	43	33	32	2	..	64,209	51,396	545,049	1,929	..
Other sorts " "	463	219	221	100	82	33,741	87,305	49,999	31,879	25,516
Total of Leather manufactures, etc. " "	508	281	200	127	123	1,00,460	95,819	99,320	45,672	43,158
Total of Leather Value " "	—	—	—	—	—	1,43,436	2,38,671	2,72,414	2,36,680	2,71,448
Liquors (including denatured and perfumed spirits)—										
Ale, beer and porter—										
Ale and beer—										
In bottle L. gals.	108,779	123,763	149,527	178,471	222,347	2,92,876	3,24,795	4,11,620	4,88,765	5,98,062
In bulk " "	79,248	114,970	159,059	166,124	281,730	1,51,846	1,77,079	1,76,897	2,12,808	2,98,686
Stout and porter—										
In bottle " "	5,321	8,522	7,038	10,324	9,797	25,615	36,336	20,394	44,204	38,741
In bulk " "	780	520	1,125	640
Total Ale, beer, and porter " "	193,348	247,255	294,624	355,699	464,394	4,70,337	5,38,810	6,17,911	7,46,902	9,34,129
Cider and other fermented liquors " "	1,307	1,611	2,137	1,760	1,704	8,194	19,473	11,656	9,924	9,307
Spirit—										
Brandy { L. gals.	30,467	38,490	41,601	50,979	57,810	3,08,223	3,52,240	3,37,667	4,05,449	5,42,122
{ P. gals.	24,337	29,670	31,902	33,951	45,105					
Gin { L. gals.	10,487	11,622	14,511	16,049	17,165	1,12,440	91,194	1,14,130	1,24,037	1,37,394
{ P. gals.	7,929	8,487	10,495	11,609	12,648					
Liqueurs L. gals.	928	1,237	1,368	883	1,189	20,327	21,074	25,685	14,950	18,316
Rum { L. gals.	91	455	627	870	660	879	3,154	4,296	5,108	4,641
{ P. gals.	100	582	799	1,017	717					
Whisky { L. gals.	41,123	49,721	41,895	48,688	47,654	7,04,532	8,08,245	6,61,215	7,56,508	7,21,332
{ P. gals.	32,218	39,008	32,418	37,045	36,492					
Spirit, present in drugs, medicines, or chemicals L. gals.	7,848	8,229	13,258	11,261	10,442	2,08,820	1,81,355	3,08,757	2,00,581	2,64,243
Spirit, perfumed " "	643	737	1,218	978	1,627	42,568	49,732	80,741	64,162	88,125
Spirit denatured— Imported direct (a) " "	—	2	25	20,202	..	—	10	233	17,081	..

* Vide details below.
(a) Separately recorded from 1925-26.
(b) Shown under combined head following.

No. 12—continued
IMPORTS—continued

PRINCIPAL AND OTHER ARTICLES	QUANTITY					VALUE				
	1924-25	1925-26	1926-27	1927-28	1928-29	1924-25	1925-26	1926-27	1927-28	1928-29
						R	R	R	R	R
MADRAS—continued Fort St. George—continued Liquors—continued Spirit denatured—contd. Denatured at Custom House immediately on arrival before clearance (a) L. gals.	—	13,947	18,233	7,802	46,496	—	19,180	24,564	8,139	38,785
Other sorts	14,342	21,729	22,725	13,891	10,544	1,14,867	1,08,642	1,30,809	1,30,931	1,40,778
Total Spirit	103,929	146,175	155,461	171,003	193,567	15,07,706	16,34,826	16,97,187	18,77,552	19,50,736
Wines— Champagne, and other sparkling wines	1,640	2,289	2,651	2,776	2,579	49,819	68,257	72,263	77,035	72,130
Port	4,932	3,990	4,683	4,527	5,285	45,027	42,040	47,676	52,807	55,043
Still red wines, other than port	7,014	5,702	9,324	10,206	9,414	38,802	31,157	43,012	58,553	53,772
Sherry, Madeira and Marsala	2,568	2,702	3,304	4,021	3,315	30,240	28,945	39,728	50,097	42,332
Still white wines, other than Sherry, Madeira and Marsala	640	745	1,393	1,098	852	6,470	0,196	12,146	0,462	7,258
Other sorts, in- cluding Ver- mouth and Ginger wine	11,801	10,174	11,275	12,324	12,757	74,062	57,787	54,830	68,529	77,775
Total of Wines	23,595	25,692	32,480	34,952	35,202	2,36,420	2,29,382	2,69,655	3,16,483	3,09,210
Total of Liquors, including dena- tured and per- fumed spirits	329,179	420,933	484,702	564,020	694,867	22,24,657	24,13,491	25,96,409	29,50,861	32,03,382
Machinery and Millwork— Prime-movers (other than electrical)— Locomotives (including those for railways)— Steam Engines No. Parts of steam engines Val. No. Others	—	5	18	16	1	16,517	37,515	2,41,792	1,03,255	8,090
Railway locomotive engines and tenders and parts thereof *	—	—	—	—	—	72,062	1,23,140	87,633	1,868	79,484
Other than Locomo- tives— Gas Engines No. Parts of gas engines Val. Oil Engines No. Parts of oil engines Val. Steam Engines No. Parts of steam engines Val. Others	22	29	16	23	26	82,087	1,18,778	63,519	74,404	27,098
Total of Prime- movers (other than Electrical)	—	—	—	—	—	14,90,849	19,03,214	22,81,372	26,47,952	55,64,050
Electrical machinery of all kinds (not including instru- ment, apparatus, appli- ances and parts thereof)— Control and Switchgear	—	—	—	—	—	2,95,239	5,22,478	6,78,413	7,88,235	5,61,153
Generators, alternators and dynamos	—	—	—	—	—	4,34,598	3,66,308	5,21,288	5,55,114	3,41,867
Motors	—	—	—	—	—	3,05,487	2,45,543	2,57,723	3,65,199	4,16,684
Transformers	—	—	—	—	—	94,349	2,28,342	4,04,063	1,24,028	2,20,902
Other kinds	—	—	—	—	—	10,74,023	22,28,075	24,36,704	18,51,747	51,20,048
Total of Electrical Machinery, etc.	—	—	—	—	—	28,01,698	35,89,647	42,08,191	36,84,373	68,60,054
Machinery, not being prime-movers or electrical machinery— Aerated water making machinery	—	—	—	—	—	4,053	429	2,15,481	1,020	—
Agricultural machinery— Agricultural tractors and parts	—	—	—	—	—	17,014	29,411	24,038	34,821	64,289
Ploughs and parts	—	—	—	—	—	15,014	9,331	7,484	32,922	25,877
Others	—	—	—	—	—	15,807	15,922	7,970	6,443	44,064
Bollers	—	—	—	—	—	4,22,221	4,83,355	3,79,050	8,54,400	7,73,531
Leather tanning and curing machinery	—	—	—	—	—	20,321	2,338	96,448	18,029	13,377
Metal working machinery (including machine tools)	—	—	—	—	—	3,66,092	7,75,258	7,55,385	5,87,250	1,62,338
Mining machinery Coal	—	—	—	—	—	29,665	17,178	5,557	—	—
Other sorts	—	—	—	—	—	2,28,057	3,95,041	3,43,014	45,448	1,20,800
Oil-crushing and refining machi- nery	—	—	—	—	—	8,134	1,945	15,407	15,717	11,950
Paper mill machinery	—	—	—	—	—	—	8,047	1,710	1,574	1,119
Refrigerating machinery	—	—	—	—	—	23,877	3,702	55,492	26,556	42,254
Rice and flour mill machinery	—	—	—	—	—	3,10,663	1,31,696	2,96,317	2,80,446	3,32,336

(a) Separately recorded from 1925-26.
* Recorded under "Railway plant and rolling stock" prior to 1928-29.

TRADE AT CHIEF PORT
FORT ST. GEORGE

(156)

No. 12—continued
IMPORTS—continued

PRINCIPAL AND OTHER ARTICLES	QUANTITY					VALUE				
	1924-25	1925-26	1926-27	1927-28	1928-29	1924-25	1925-26	1926-27	1927-28	1928-29
MADRAS—continued						R	R	R	R	R
Fort St. George—continued										
Machinery and Millwork—contd.										
Saw mill and woodworking machinery . . . Value	—	—	—	—	—	70,667	1,04,272	1,32,696	1,15,569	86,522
Sewing and knitting machines and parts thereof—										
Sewing and knitting machines . . . No.	5,163	4,082	8,158	8,768	8,901	5,30,023	5,51,228	8,72,650	9,13,978	9,78,309
Parts of sewing and knitting machines and accessories Value	—	—	—	—	—	31,527	1,17,488	1,91,063	78,020	70,079
Total of Sewing and Knitting Machines, etc.	—	—	—	—	—	5,70,553	6,68,716	10,69,693	9,91,698	10,57,478
Sugar machinery	—	—	—	—	—	7,229	14,252	19,826	11,421	10,723
Tea machinery	—	—	—	—	—	61,969	1,66,723	1,19,697	98,706	1,22,280
Textile machinery—										
Cotton—										
Bleaching and Dyeing machinery	—	—	—	—	—	64,990	60,106	1,61,591	92,325	63,385
Spinning machinery	—	—	—	—	—	15,02,889	4,85,565	6,04,710	8,34,772	8,30,923
Weaving machinery	—	—	—	—	—	7,43,236	4,78,188	5,40,005	6,73,484	4,49,287
(Other sorts	—	—	—	—	—	67,521	29,963	1,23,558	80,164	90,947
Total of Cotton machinery	—	—	—	—	—	23,78,636	10,53,802	14,29,864	16,80,695	14,28,542
Jute	—	—	—	—	—	23,784	36,510	9,623	7,199	29,001
Shuttles (excluding those for sewing machines)	—	—	—	—	—	—	10,897	8,768	857	5,096
Wool	—	—	—	—	—	9,554	9,931	17,552	2,231	19,508
Other sorts	—	—	—	—	—	1,48,222	90,236	49,110	48,649	3,08,695
Total of Textile machinery	—	—	—	—	—	25,65,196	12,01,376	15,14,927	16,39,631	17,91,742
Typewriters—										
Typewriters No.	907	1,041	1,740	1,929	2,950	1,60,155	1,56,297	2,66,854	2,79,237	3,75,184
Parts of typewriters and accessories Value	—	—	—	—	—	10,543	8,974	21,999	14,877	14,620
Total of Typewriters	—	—	—	—	—	1,60,698	1,65,271	2,88,853	2,94,114	3,89,754
Other sorts of machinery (excluding printing machinery)	—	—	—	—	—	17,22,167	18,45,429	18,29,362	31,70,835	27,51,142
Total of machinery not being prime-movers, etc. or electrical	—	—	—	—	—	66,42,477	69,46,099	71,78,407	82,36,935	77,56,129
Total of Machinery and Millwork	—	—	—	—	—	1,09,26,042	1,16,28,960	1,43,57,970	1,45,69,260	1,99,80,888

No. 12—continued
IMPORTS—continued

PRINCIPAL AND OTHER ARTICLES	QUANTITY					VALUE				
	1924-25	1925-26	1926-27	1927-28	1928-29	1924-25	1925-26	1926-27*	1927-28	1928-29
MADRAS—continued						R	R	R	R	R
FORT ST. GEORGE—continued										
Manures—										
Artificial and mineral manures * Tons	643	1,549	—	—	—	—	—	—	—	—
Nitrate of Potash	—	—	410	840	825	91,355	1,70,035	45,635	1,01,773	98,608
Nitrate of Soda	—	—	1,620	1,607	1,108	—	—	2,56,323	2,45,088	1,72,624
Sulphate of Ammonia	—	674	—	566	7,470	—	1,28,006	—	95,155	12,15,913
Other kinds	—	—	1,075	4,892	6,000	—	—	1,44,880	3,58,224	5,69,136
Other sorts (excluding oilseeds)	126	261	95	—	24	13,329	27,093	21,568	—	6,437
Total of Manures	769	2,484	4,100	7,895	16,186	1,04,684	3,25,135	4,68,396	8,00,240	20,82,718
Matches—										
Safety Gross of Boxes	683,384	740,695	735,998	216,971	35,678	7,83,332	7,90,828	7,89,797	2,27,576	41,030
Other sorts	153,400	311,850	205,100	152,900	107,000	2,08,367	3,45,106	3,27,501	1,79,908	1,38,960
Match-making materials—										
Undipped Splint lbs.	3,582	—	—	—	—	540	—	—	—	—
Veneers for match boxes and empty boxes	22,064	—	—	—	—	3,541	—	—	—	—
Total of Matches Value	—	—	—	—	—	9,95,760	11,44,934	11,17,298	4,07,484	1,74,990
Metals and Ores—										
Aluminium—										
Unwrought (Ingots, blocks and bars, etc.) Cwts.	4,315	2,505	608	705	8	3,81,772	1,86,970	43,796	48,501	218
Wrought—										
Circles	3,141	4,673	3,016	6,069	4,935	3,80,659	5,22,529	3,34,024	6,47,463	5,23,549
Sheets	1,368	1,366	1,573	1,431	1,330	1,52,818	1,53,352	1,66,779	1,32,423	1,14,529
Other manufactures,	3,891	991	1,242	1,186	1,875	4,10,526	2,11,467	2,03,900	1,73,043	2,33,809
Total of Aluminium	12,515	9,535	6,439	9,391	8,043	12,45,768	10,74,227	7,48,199	10,01,430	8,76,905
Antifriction metal	717	928	508	352	681	55,943	76,341	61,667	39,526	58,576
Brass, Bronze, and similar alloys and manufactures thereof—										
Unwrought	1,622	180	178	110	254	61,060	12,008	10,951	4,496	9,239
Wrought—										
Mixed or yellow metal, for sheathing	87,320	71,933	91,326	90,946	102,231	51,62,105	37,74,033	43,34,966	41,10,233	45,24,532
Rods	261	428	316	728	594	12,277	20,843	38,003	33,622	23,327
Sheets	615	1,151	2,461	420	265	33,675	67,557	1,25,752	22,744	14,743
Tubes	74	52	141	83	90	5,176	3,576	10,716	6,186	5,635
Wire	569	1,027	694	906	1,091	44,076	69,913	40,796	50,562	60,712
Other sorts	233	408	1,691	568	1,159	23,252	56,636	2,04,153	64,763	1,19,503
Total of Brass, etc.	91,244	75,179	97,307	93,761	105,734	53,41,621	40,04,620	47,65,343	42,92,805	47,63,196
Copper—										
Old, for re-manufacture	—	—	18	21	—	—	—	657	1,165	—
Unwrought—										
Ingots, cakes, and bricks	172	585	1,262	2,175	237	9,393	33,616	63,221	97,792	12,536
Wrought—										
Sheets	12,312	19,463	21,365	17,410	23,234	7,75,399	11,19,364	11,21,677	8,66,808	11,13,214
Wire, excluding wire of telegraph and telephone	1,172	2,060	3,577	930	795	36,939	1,33,359	1,95,853	65,629	45,457
Rods	179	217	662	1,190	484	12,204	14,047	40,077	62,456	24,247
Tubes	371	339	974	842	603	30,697	67,128	63,396	22,100	46,479
Other manufactures	353	453	519	606	818	72,411	81,638	74,436	64,142	74,172
Total of Copper	14,559	23,622	28,877	22,663	26,121	9,89,033	14,49,652	15,69,264	11,80,052	18,16,105
German silver (including nickel silver)	48	380	317	380	627	5,033	41,585	34,112	40,412	62,466
Iron—										
Pig Tons	174	162	152	558	412	16,341	16,225	12,221	54,852	38,506
Manufactures—										
Angle and Protected, tee, bolt and rod (Not protected)	1	8	14	6	3	230	1,320	2,430	1,306	500
Angle and Protected, tee, bolt and rod (Protected)	3	10	58	3	17	461	3,376	17,257	836	2,523
Bars and channels (Protected)	415	486	1,994	1,242	162	46,634	52,423	1,92,041	1,15,717	16,942
Bars and channels (Not protected)	1,527	1,164	1,073	1,200	935	3,07,155	3,19,532	2,81,326	3,26,231	2,42,929
Blow bowls	47	66	56	76	59	24,707	30,243	34,596	30,475	23,516
Total of Iron	2,167	1,905	3,352	3,035	1,588	3,05,578	4,23,124	5,30,421	5,29,466	3,24,912
Angle and Protected Tee (Not protected,	1,343	3,164	3,320	4,927	4,359	1,57,305	3,37,667	3,68,173	4,61,640	4,54,344
tee (Protected)	839	—	—	—	—	1,32,833	—	—	—	—

* Sub-divided into the following heads from 1926-27.

TRADE AT CHIEF PORT
FORT ST. GEORGE

(158)

No. 12—continued
IMPORTS—continued

PRINCIPAL AND OTHER ARTICLES	QUANTITY					VALUE				
	1924-25	1925-26	1926-27	1927-28	1928-29	1924-25	1925-26	1926-27	1927-28	1928-29
						R	R	R	R	R
MADRAS—continued										
FORT ST. GEORGE—continued										
Metals and Ores—continued										
Steel—continued										
Spring . . . Tons	551	547	785	15	..	99,260	92,623	1,11,409	2,708	..
Bars (other than Cast-Steel)	16,220	20,018	26,809	27,008	20,663	17,88,492	19,98,926	24,58,342	26,04,619	21,23,666
{ Protected ..	9,250	220	1,755	6,865	5,600	13,96,724	66,214	2,83,076	9,31,062	3,09,678
{ Not protected ..										
Cast—										
Tool Steel—										
High Speed . . . "	16	49	98	8	9	31,011	48,162	51,832	24,656	24,301
Carbon . . . "	136	261	287	23	8	49,965	90,927	93,042	5,155	2,216
Cast Steel Bars . . . "	9	147	..	13	68	3,373	48,715	90	5,094	17,232
Other Cast Steel . . . "	34	2	3	3	..	20,174	1,372	1,123	488	..
Ingot, blooms, etc. . . "	7	3	12	30	51	1,325	522	1,576	4,031	6,129
Total of steel . . . "	28,405	24,406	33,014	38,587	30,758	30,70,023	26,85,133	33,78,763	40,42,453	34,38,197
Iron or Steel—										
Anchors and cables . . . "	..	127	88	1	3	17	52,294	75,960	468	2,136
Beams, pillars, channels, girders, and bridgework	6,697	5,903	6,388	13,909	3,599	..	13,43,506	14,11,237	28,84,548	7,93,961
{ Protected ..		2,690	4,475	7,767	3,145	16,49,161	2,87,192	4,10,499	8,09,017	8,55,748
{ Others ..										
{ Fabricated ..					1,106	2,07,199	2,80,19	3,23,788	3,33,506	3,43,467
{ Others ..					395					84,507
Boils and nuts . . . "	538	820	1,001	1,019						
Fencing materials (including fencing wire) . . . "	302	370	434	785	754	90,032	1,11,973	1,29,042	1,84,550	1,95,581
Hoops and strips . . . "	1,212	770	1,441	682	600	2,40,440	1,43,251	2,44,539	1,07,108	72,491
Nails, rivets, and washers erected in wire nails . . . "	742	614	912	1,128	1,176	3,84,232	3,05,184	4,12,152	3,89,979	3,99,408
Old for re-manufacture . . . "	2	14	..	165
Pipes and fittings, cast . . . "	873	2,105	606	1,914	1,193	2,40,265	3,59,839	1,53,827	4,54,087	3,56,502
Rails—chairs, and fishplates (excluding those for railways)—										
Protected—										
Balls weighing 30 lbs. per yard and over and fishplates . . . "	944	9,868	2,292	46,835	17,083	1,14,538	11,47,320	2,67,799	55,87,688	21,35,133
Others . . . "		452	903	301	405		65,078	83,147	34,389	38,804
Not protected . . . "	83	452	182	76	33	12,907	1,03,053	50,925	17,333	6,670
Screws—										
Wood Screws . . . "	194	239	207	247	251	1,37,800	1,51,198	1,43,001	1,34,698	1,22,869
Metal thread screws . . . "				1	3				1,710	2,052
Sheets and plates—										
Galvanized—										
Corrugated Protected	4,966	5,520	5,176	6,056	6,366	14,29,332	14,58,772	13,15,684	19,90,316	13,33,114
Plain { Protected Tons	940	1,300	1,588	1,931	1,800	2,76,635	4,41,095	4,44,571	4,08,578	4,15,233
Plain { Not protected ..	254	34	39	109	88	31,432	9,012	10,512	30,171	17,807
Tinned—										
Tin plates Protected . . . "	3,040	3,509	2,010	3,066	2,315	16,10,472	12,71,845	7,10,070	10,71,302	7,59,164
Other sorts Protected . . . "	1	3	9	7	..	719	1,791	5,390	3,793	..
Not galvanized or tinned—										
Sheets up to 1/2" thick . . . "	3,823	2,988	4,742	4,008	4,708	6,58,277	4,34,883	6,55,412	5,07,981	6,60,211
Plates over 1/2" thick . . . "	2,715	3,912	3,003	5,181	3,277	3,75,873	4,70,403	3,13,608	6,00,197	3,76,471
Other sorts . . . "	257	1,352	290	20	..	58,592	3,00,022	58,268	5,358	..
Total of sheets and plates not galvanized or tinned—										
Protected, fabricated . . . "	..	10	43	28	17	..	4,968	7,511	5,755	6,032
Protected, others . . . "	4,494	6,890	7,702	9,161	7,966	6,96,493	9,00,313	9,31,273	11,02,237	10,35,440
Not protected . . . "	2,301	1,352	290	22	2	4,21,244	2,00,022	59,499	5,544	1,195
Total . . . "	6,795	3,252	8,085	9,209	7,985	10,37,742	12,06,308	10,27,233	11,78,536	10,42,997

No. 12—continued

IMPORTS—continued

PRINCIPAL AND OTHER ARTICLES	QUANTITY					VALUE				
	1924-25	1925-26	1926-27	1927-28	1928-29	1924-25	1925-26	1926-27	1927-28	1928-29
<i>MADRAS—continued</i>						R	R	R	R	R
<i>FORT ST. GEORGE—continued</i>										
<i>Metals and Ores—continued</i>										
<i>Iron or Steel—continued</i>										
Sleepers and Keys of Iron or Steel* Tons	—	—	—	—	10,394	—	—	—	—	21,03,543
Tubes, pipes and fittings—										
Protected	4	2	..	8	12	1,641	929	..	9,537	11,703
Not protected	2,231	2,107	2,310	3,896	3,777	7,18,980	6,34,846	7,07,190	10,38,702	9,54,004
Wire nails—										
protected	1,236	1,092	2,003	1,415	32	2,53,769	79,207	3,22,387	2,32,770	5,239
Not protected					1,715					3,22,471
Wire rope—										
Black	153	274	168	171	111	1,38,687	2,46,039	1,54,360	1,55,076	82,863
Galvanized	33	23	34	75	252	34,014	18,625	20,096	58,558	1,40,244
Wire other than fencing wire—										
protected	256	316	276	536	3	69,576	70,919	54,007	1,07,328	675
Not protected					593					1,07,160
Other manufactures of iron or steel—										
Protected	481	3,663	3,597	4,303	3,115	1,56,349	7,18,922	9,63,935	10,44,978	8,80,043
Not protected	403	470	680	884	2,533	1,56,305	2,53,808	3,34,911	2,43,385	6,07,367
Total of Iron or Steel	32,328	51,272	44,855	106,033	84,537	90,88,039	1,08,61,288	97,86,377	1,79,07,891	1,41,03,781
Total of Iron and Steel	62,900	77,533	81,221	147,705	1,16,333	1,31,53,645	1,39,69,540	1,38,90,561	2,24,79,310	1,70,56,894
Lead—										
Unwrought—										
Pig Cwts.	147	890	1,455	1,425	810	3,493	23,493	32,670	23,472	14,183
Other sorts	43	10	1,067	992	..
Wrought—										
Sheets	636	1,026	1,995	1,445	1,703	22,480	32,480	59,356	36,081	33,369
Pipes and tubes	238	195	310	338	768	8,096	6,316	9,204	7,312	26,551
Sheets, for tea chests	130	240	668	810	1,136	7,340	8,131	22,539	31,360	29,629
Other sorts	155	314	198	144	323	0,232	11,307	4,830	5,482	11,286
Total of Lead	1,406	2,665	4,579	4,172	4,735	49,241	81,707	1,29,684	1,10,208	1,15,017
Quicksilver Lbs.	12,879	19,381	31,105	27,433	44,647	30,188	48,141	90,515	1,03,856	1,75,336
Solder Cwts.	61	74	223	266	34	6,469	7,633	25,217	28,333	6,670
Tin—										
Unwrought (blocks, ingots, bars and slabs)	3,479	3,321	3,936	4,794	4,451	5,32,326	5,96,674	7,67,173	8,39,147	6,66,482
Wrought (including plates or sheets, not being tinned iron)	83	36	18	1	1	12,631	6,266	4,334	456	274
Total of Tin	3,562	3,357	4,004	4,795	4,452	5,94,957	6,02,930	7,71,512	8,39,603	6,66,756
Zinc or spelter—										
Unwrought	905	9	677	693	616	23,401	274	17,086	12,317	10,163
Wrought or manufactured	3,613	5,173	6,996	5,287	4,639	1,01,542	1,56,488	2,04,325	1,39,508	1,12,119
Other sorts Lbs.	12	5
Total of Zinc or Spelter Cwts.	4,518	5,182	7,673	5,965	5,306	1,24,943	1,56,762	2,21,411	1,52,335	1,22,277
Metals, unenumerated	1,926	1,797	1,961	2,263	1,841	55,841	69,648	80,689	1,06,232	73,732
Ores, unenumerated Tons	245	..
Total Metals and Ores	69,434	83,733	88,329	154,919	1,24,732	2,16,51,702	2,15,81,786	2,21,88,073	3,04,23,097	2,61,89,530

TRADE AT CHIEF PORT
FORT ST. GEORGE

(160)

No. 12—continued
IMPORTS—continued

PRINCIPAL AND OTHER ARTICLES	QUANTITY									
	1924-25	1925-26	1926-27	1927-28	1928-29	1924	"	"	"	"
MADRAS—continued										
FORT ST. GEORGE—continued										
Oils—										
Essential—										
Synthetic	Lbs. 125	68	492	124	127	2,275	379	1,235	777	1,470
Natural—	Gals. 18	7	54	14	15					
Almond	Lbs. 43	192	107	..	10	155	606	234	..	27
Bergamot	Gals. 6	21	11	..	1					
Cajuputi oil	Lbs. 3	4	5	..	15	11	50	111	1	213
Camphor	Gals.	1	..	2					
Cloves	Lbs. 7	2,408	373	..	574	25	4,468	564	1	1,125
Eucalyptus	Gals. 1	269	41	..	64					
Lavender	Lbs. 10,868	5,624	5,400	1,520	2,360	4,066	2,748	2,655	596	195
Lemon	Gals. 1,206	609	601	160	262					
Other sorts	Lbs. 107	103	145	2	146	715	616	770	18	897
Peppermint	Gals. 12	12	16	..	16					
Sassafras	Lbs. 16	2	..	129	800	35	15	..	339	891
Sassafras	Gals. 2	14	89					
Sassafras	Lbs. 8	28	35	9	311
Sassafras	Gals. 1	3					
Sassafras	Lbs. 908	1,598	1,072	1,476	1,461	2,620	6,107	7,197	9,064	4,768
Sassafras	Gals. 101	184	122	166	162					
Sassafras	Lbs. 11	..	9	545	30	162
Sassafras	Gals. 2	..	1					
Sassafras	Lbs. 1,944	1,137	1,936	1,795	2,553	16,897	14,737	14,457	11,729	15,775
Sassafras	Gals. 218	127	216	199	236					
Sassafras	Lbs. 2,242	4,659	6,552	4,894	8,763	19,728	30,357	60,959	30,342	45,698
Sassafras	Gals. 371	528	783	551	957					
Sassafras	Gals. 6,173,407	8,491,725	9,645,716	15,135,675	17,867,189	17,52,034	22,35,311	25,08,806	38,37,633	40,41,541
Sassafras	Tons 24,982	33,979	38,745	60,504	71,534					
Sassafras	Gals. 8,698,401	7,368,810	5,884,508	7,740,831	9,847,248	27,13,970	45,95,829	40,94,749	41,88,812	57,37,218
Sassafras	" 50,674	687,346	496,670	40,360	125,856					
Sassafras	" ..	9,521	17,12,307	16,13,310	18,87,308	18,32,931	22,15,917
Sassafras	"					
Sassafras	"	52	38	27	..	4	307	256	162
Sassafras	"					
Sassafras	" 6,512	37,182	80,160	91,831	1,59,575	9,493	52,832	1,08,308	1,08,008	1,67,617
Sassafras	"					
Sassafras	Cwts. 884	1,031	1,177	1,156	1,723	48,313	51,258	52,108	49,030	76,321
Sassafras	Gals. 11,693	12,766	14,589	14,437	20,970					
Sassafras	Cwts. 609	398	370	685	1,345	18,609	9,745	9,889	27,366	50,270
Sassafras	Gals. 7,122	4,426	4,291	7,892	16,235					
Sassafras	" 414	90	63	124	2,435	1,497	264	133	347	5,594
Sassafras	"					
Total of Oils	11,057,078	17,760,013	17,498,034	24,455,496	29,999,791	68,63,752	91,07,212	92,65,244	1,01,47,118	1,24,96,220
Paints and Painter's materials—										
Paints and Colours—										
Blue paint and Paris blue	" 10	28	22	195	175	575	2,934	1,296	18,768	15,736
Enamels prepared	Cwts. 471	716	1,235	1,496	1,461					
Graphite	" 381	717	1,180	1,349	2,036	8,595	13,442	41,781	38,678	40,290
Red Lead—										
Genuine, dry	" 251	918	1,075	1,785	1,424	6,500	31,572	34,944	47,431	38,608
Reduced, "	" 2	20	23	30	30					
White Lead—										
Genuine, dry	" 218	392	95	537	120	8,747	13,878	3,332	17,354	3,752
Reduced "	" 2	59	35	35	..					
Genuine, moist	" 28	2,302	989	613	2,067	1,227	67,881	27,606	15,629	58,870
Reduced, "	" 20	1					
Reduced, "	"	325	50
Reduced, "	"					

No. 12—continued

IMPORTS—continued

PRINCIPAL AND OTHER ARTICLES	QUANTITY					VALUE				
	1924-25	1925-26	1926-27	1927-28	1928-29	1924-25	1925-26	1926-27	1927-28	1928-29
MADRAS—continued										
FORT ST. GEORGE—continued										
Paints and Painters' materials— contd.										
Paints and Colours—contd.										
Zinc white—										
Genuine, dry . Cwts.	419	58	359	498	1,066	13,516	1,624	9,872	15,593	26,051
Reduced,	808	625	971	567	456	23,780	16,212	20,522	12,213	5,980
Genuine, moist . "	39	40	90	459	262	..	1,289	3,706	12,599	6,903
Reduced,	20	832
Other sorts	12,198	13,414	15,841	19,006	19,644	4,69,462	4,29,169	5,10,977	6,59,745	6,36,868
Painters' materials (other than paints and colours)—										
Turpentine—										
Genuine Tur- pentine	252	372	542	647	405	18,908	24,082	26,189	27,558	16,193
Turpentine sub- stitute	253	308	268	248	169	2,803	4,618	2,931	3,368	4,024
Varnish	2,081	2,509	3,107	4,467	4,458	1,54,168	1,93,865	1,88,638	2,46,412	2,40,050
Other kinds . Value	—	—	—	—	—	71,014	51,084	46,523	53,972	61,903
Total of Paints and Painters' materials	—	—	—	—	—	3,23,264	9,25,054	10,38,205	13,27,381	12,72,817
Paper and Pasteboard—										
Paper—										
Packing paper . Cwts.	10,719	11,200	19,455	20,184	16,861	2,28,979	2,42,918	3,71,829	3,53,536	2,73,857
Printing paper—										
Newsprinting { Protected Not protected }	49,986	31,350	66,746	36,328	53,457	7,92,258	5,12,130	10,38,616	5,04,021	6,69,228
Other sorts { Protected Not protected }	37,935	18,471	44,001	23,672	30,543	10,44,440	4,01,513	8,43,853	5,24,498	6,27,571
Writing paper and envelopes— Writing paper in large sheets										
Protected { Reams Cwts. }	361,406	142,086	293,482	243,869	257,254	11,95,477	4,34,987	9,22,754	7,80,095	8,60,161
Not protected { Reams Cwts. }	37,653	14,961	32,157	28,321	30,614	..	4,91,201
Note and letter paper and envelopes. { Protected Not protected }	991	236	337	351	165	62,094	17,044	22,610	24,352	11,759
Envelopes im- ported sepa- rately. { Protected Not protected }	787	194	515	802	854	41,639	9,716	38,107	52,230	55,712
Old Newspaper in bales and bags Cwts.	43,333	48,175	57,247	53,814	75,017	3,31,275	3,25,330	3,31,116	3,27,238	4,32,983
Other kinds of paper	3,291	3,378	5,808	9,109	11,990	1,31,814	2,09,893	2,72,006	3,96,503	5,23,733
Paper manufactures	3,361	1,954	2,251	1,232	791	2,97,109	1,82,283	2,01,434	98,240	70,220
Pasteboard, mill- board, and cardboard of all kinds—										
Straw board	12,643	22,603	4,123	23,525	21,690	1,04,333	1,79,341	1,77,301	1,62,441	1,51,675
Other kinds	9,606	14,354	13,247	9,385	15,643	2,24,990	3,21,011	2,63,558	1,97,399	3,19,607
Manufactures of paste- board, millboard and cardboard . . .	9,773	6,926	7,881	3,032	4,996	4,92,555	3,56,467	3,50,912	1,29,368	2,16,923
Total of Paper and Pasteboard . Value	—	—	—	—	—	49,46,463	41,63,400	50,02,791	33,46,777	47,39,052

TRADE AT CHIEF PORT
FORT ST. GEORGE

(162)

No. 12—continued

IMPORTS—continued

PRINCIPAL AND OTHER ARTICLES	QUANTITY					VALUE				
	1924-25	1925-26	1926-27	1927-28	1928-29	1924-25	1925-26	1926-27	1927-28	1928-29
						R	R	R	R	R
MADRAS—continued										
FORT ST. GEORGE—continued										
Polishes and compositions for application to leather. Value	—	—	—	—	—	53,250	74,300	69,193	90,427	98,591
Polishes and compositions for application to metals	—	—	—	—	—	41,923	39,336	39,463	46,218	80,311
Wood Polish	—	—	—	—	—	—	12,098	13,278	10,686	11,383
Other Sorts (a)	—	—	—	—	—	—	—	4,858	16,784	21,604
Total of Polishes	—	—	—	—	—	95,173	1,16,748	1,26,791	1,64,115	1,62,394
Precious Stones and Pearls, uncut—Diamonds	—	—	—	—	—	45,375	6,91,161	15,46,018	11,40,435	11,57,248
Other precious stones	—	—	—	—	—	1,12,966	99,652	72,863	93,009	55,250
Pearls	—	—	—	—	—	—	2,600	..	571	..
Total of Precious stones and pearls uncut	—	—	—	—	—	1,58,341	7,93,413	16,18,881	12,34,015	12,12,504
Printing and lithographing machinery and materials (excluding paper)—Printing and lithographing presses	—	—	—	—	—	1,07,163	1,02,741	2,20,317	3,54,881	3,54,413
Printing type Cwts.	—	241	203	445	374	36,085	27,419	38,827	77,748	64,962
Printers' and Lithographers' ink Value	—	—	—	—	—	71,554	94,005	85,132	1,01,957	1,16,274
Other materials	—	—	—	—	—	48,756	69,556	47,906	58,545	1,52,352
Total of Printing and Lithographing Machinery and Materials (excluding paper)	—	—	—	—	—	3,14,163	2,93,721	2,92,232	5,93,131	6,87,901
Provisions and Oilman's stores—Bacon and hams Cwts.	1,050	1,186	1,244	1,249	1,347	1,08,774	1,49,916	1,56,250	1,58,245	1,54,433
Biscuits and cakes	2,969	3,877	4,871	5,700	5,747	3,21,772	3,89,435	4,81,202	5,63,076	6,42,258
Butter (including canned)	24	30	21	45	157	1,775	2,843	3,190	7,800	24,506
Canned and bottled provisions (not specified elsewhere)—Canned or bottled fruits	1,711	2,010	3,000	2,416	3,601	97,742	1,00,858	1,47,099	1,19,056	1,75,829
Tinned or canned fish	1,019	926	1,244	1,104	1,600	71,254	65,129	77,409	80,033	1,06,661
Vegetable products (vegetable ghee, fat, etc.) (b)	—	—	—	22,769	33,108	—	—	—	8,53,213	13,12,242
Others—Cheese (including canned)	4,473	7,405	8,239	10,454	13,879	2,53,497	4,00,662	4,27,170	4,30,113	6,09,849
Cocoa and chocolate	857	969	989	1,111	1,295	1,02,978	1,12,620	1,05,739	1,13,194	1,42,042
Confectionery (c)	425	595	707	902	1,046	68,923	84,894	97,750	1,11,347	1,26,467
Farinaceous and patent foods—Farinaceous foods in bulk	—	—	—	2,813	3,033	—	—	—	2,39,713	2,78,465
Milk foods for infants and invalids (wholly or mainly milk)	40,808	40,093	40,943	44,163	53,086	6,47,942	5,96,413	5,22,954	5,11,788	5,82,480
Other sorts	2,288	2,396	2,707	3,180	3,797	5,41,482	5,94,080	5,77,950	6,55,966	7,61,736
Gbl	4	lbs. 4	..	lbs. 4	..	320	2	..	2	..
Isinglass	11	18	21	19	17	5,337	7,430	6,231	5,307	4,897
Jams and jellies	1,661	2,086	1,782	1,946	2,260	93,851	1,05,213	93,232	96,230	1,12,651
Lard	5	4	6	2	6	525	454	534	200	398
Milk, condensed and preserved (excluding milk cream)	5,593	4,866	6,588	6,850	8,405	4,27,071	3,23,691	4,24,710	4,30,071	5,21,608
Pickles, chutnies, sauces and condiments	606	512	524	457	733	64,843	54,103	60,045	57,134	57,465
Vinegar (excluding bottled vinegar) Gals.	2,208	2,743	2,084	2,550	3,807	3,123	3,881	2,731	3,869	5,919
All other kinds Cwts.	2,546	5,720	10,127	6,130	10,228	1,57,728	1,43,394	1,91,119	1,35,802	2,02,275
Total of Provisions, etc. Value	—	—	—	—	—	32,62,878	34,29,126	37,44,452	49,33,632	62,80,464

(a) Separately recorded from 1926-27.
(b) " " " " 1927-28.
(c) Shown under Sugar prior to 1927-28;

No. 12—continued
IMPORTS—continued

PRINCIPAL AND OTHER ARTICLES	QUANTITY					VALUE				
	1924-25	1925-26	1926-27	1927-28	1928-29	1924-25	1925-26	1926-27	1927-28	1928-29
—continued						R	R	R	R	R
at St. George—continued										
Railway plant and rolling-stock—										
Imported direct by State Railways working under Company's management—										
Carriages, wagons and parts thereof (a) Value	—	—	—	—	—	16,29,058	—	—	—	—
Carriages and parts thereof (b)	—	—	—	—	—	7,91,224	9,87,217	8,08,678	87,72,709	—
Wagons and parts thereof (b)	—	—	—	—	—	14,16,502	18,48,361	13,80,300	8,53,192	—
Locomotive engines and tenders and parts thereof	—	—	—	—	—	12,78,552	17,00,776	15,44,126	31,23,292	—
Materials for construction—										
Bridge work . . Tons	988	41	—	3,12,571	27,074
Rails, chairs and subplates of steel or iron—										
Protected (c)	916	—	—	—	—	1,75,085	—	—	—	—
Not protected (c)	464	—	—	—	—	86,662	—	—	—	—
Sleepers and keys of steel or iron	157	12,217	1,636	14,239	—	59,363	20,28,448	2,23,905	20,48,366	—
Sleepers of wood	2,345	17,352	368	—	..	1,85,991	21,74,029	42,976	—
Other kinds of materials	987	1,063	469	2,587	—	2,43,790	2,40,622	1,59,113	6,89,933	—
Total of imports direct by State Railways Value	—	—	—	—	—	61,92,657	71,71,489	62,95,051	1,05,15,458	—
Imported by other Railways or by contractors or merchants—										
Carriages and wagons and parts thereof Value	—	—	—	—	—	13,366	—	—	—	—
Carriages and parts thereof	—	—	—	—	—	35,822	68,837	56,888	1,15,095	—
Wagons and parts thereof	—	—	—	—	—	2,675	7,649	626	88,861	—
Locomotive engines and tenders and parts thereof	—	—	—	—	—	71,394	21,641	1,69,883	1,32,508	—
Materials for construction—										
Rails, chairs and subplates of steel or iron—										
Protected (c) . . Tons	2,917	—	3,39,283	—
Sleepers and keys of steel or iron	88	2,294	55	—	4,617	15,637	2,16,547	7,593	—
Sleepers of wood	20	4,366	4,306	..	—	..	5,45,830	4,24,202	..	—
Other kinds of materials	71	93	379	167	—	18,774	20,021	90,839	67,988	—
Total of imports by other Railways or by contractor or merchants Value	—	—	—	—	—	4,65,436	6,80,215	9,68,554	2,61,095	—
Total of Railway plant and rolling stock	—	—	—	—	—	66,73,393	78,51,704	72,63,605	1,08,76,553	—

(a) Discontinued from 1925-26.
(b) Figures for 1924-25 shown from July 1924.
(c) Included with rails, chairs, etc., under Iron or Steel from 1925-26.
* Discontinued from 1928-29.

TRADE AT CHIEF PORT
FORT ST. GEORGE

(164)

No. 12—continued

IMPORTS—continued

PRINCIPAL AND OTHER ARTICLES	QUANTITY					VALUE				
	1924-25	1925-26	1926-27	1927-28	1928-29	1924-25	1925-26	1926-27	1927-28	1928-29
MADRAS—continued										
FORT ST. GEORGE—continued										
Rubber—										
Manufactures—										
Pneumatic motor covers No.	30,370	44,902	60,829	72,431	87,744	18,74,940	25,35,959	23,08,213	30,35,326	38,7
" " tubes "	37,079	50,539	67,495	73,212	86,802	2,07,124	4,61,256	4,25,882	5,46,352	6,7
" " pneumatic motor cycle covers "	3,325	1,408	1,375	1,991	1,736	21,176	33,256	25,545	27,764	1
" " pneumatic motor cycle tubes "	2,912	1,527	1,061	4,848	1,043	4,004	2,039	7,309	16,302	
" " Pneumatic cycle covers "	44,807	71,594	109,847	98,881	129,730	1,72,545	2,04,176	2,27,715	1,92,805	2
" " Pneumatic cycle tubes "	60,254	80,765	122,795	121,506	120,020	1,07,076	1,18,913	1,55,095	1,87,821	1
" " Solid rubber tyres for motor vehicles "	1,159	900	517	469	263	1,38,140	85,089	97,549	56,557	
" " Other manufactures (except apparel and boots and shoes) . Value	—	—	—	—	—	90,648	1,49,707	1,45,617	1,27,367	
Total of Rubber . "	—	—	—	—	—	22,44,958	22,94,506	23,58,995	31,70,704	

No. 12—continued

IMPORTS—continued

PRINCIPAL AND OTHER ARTICLES	QUANTITY					VALUE				
	1924-25	1925-26	1926-27	1927-28	1928-29	1924-25	1925-26	1926-27	1927-28	1928-29
<i>See—</i>						B	B	B	B	B
<i>at St. George—continued</i>										
Wholesale and Retail Soap in bars or tablets Cwts.	9,567	11,175	11,459	12,449	14,705	4,06,797	4,69,506	4,58,340	4,86,239	5,08,200
Lab soap "	4,784	5,209	7,035	7,324	8,712	8,20,864	6,97,605	8,58,517	8,46,552	10,07,828
Other sorts "	492	489	699	778	891	18,451	16,657	25,758	84,771	29,844
Total of Soap	14,843	16,873	19,253	20,551	24,308	10,46,112	11,74,968	13,42,615	13,97,562	16,12,472
<i>See—</i>										
Balmainia	88,398	89,485	80,062	16,751	14,017	7,79,432	6,20,698	5,69,167	4,79,628	8,94,969
Cardamoms	700	774	1,142	672	354	87,755	77,878	98,728	49,880	28,709
Cassia				2,920	5,297					40,065
Gloves	88			551	17	3,440			30,768	1,404
Nutmegs	418	7,674	640	427	476	17,727	48,939	57,164	84,078	44,565
Pepper	728	814	1,408	493	845	21,758	9,905	75,288	39,061	39,767
Other sorts	322	195	217	222	200	22,899	30,619	42,068	89,561	49,194
Total of Spices	35,996	42,412	22,469	22,048	20,708	9,36,008	10,84,788	8,54,857	7,21,879	6,45,848
<i>Stationery (excluding paper)—</i>										
Pencils (excluding slate pencils) Dozen	826,884	894,025	969,969	444,752	753,409	1,23,023	1,19,823	1,20,065	8,12,455	1,95,000
Other sorts (a) Cwts.		236	851	709	708	7,81,047	23,729	85,909	97,953	90,070
(b) Not protected Value							8,69,199	8,45,628	8,79,265	10,15,338
Total of Stationery						9,04,070	11,12,818	10,51,012	10,79,693	13,00,308
<i>Sugar—</i>										
25 Dutch Standard and above Tons	20,470	18,719	29,628	29,751	37,215	79,29,990	66,00,870	79,12,410	54,51,635	76,22,489
15 Dutch Standard and below "	896	59	69	28	51	99,957	18,000	10,815	23,500	8,680
Molasses "	974	2,470	2,060	1,809	1,869	87,722	1,78,689	1,29,719	1,02,929	83,725
Confectionery (c) "	141	125	179			1,86,045	2,44,236	3,10,848		
Saccharin (c) lbs.	72	22	13			1,706	1,258	965		
Total of SUGAR Tons	21,679	21,375	31,912	31,778	39,132	79,97,922	69,42,729	83,56,748	55,78,073	77,14,904
<i>Tallow and Stearine, etc.—</i>										
Grease Cwts.	1,891	1,951	485	1,169	247	62,826	87,295	9,727	22,877	6,546
Other sorts "	2,778	2,492	2,328	1,999	2,831	1,08,998	92,707	79,864	68,740	73,830
Total of Tallow and Stearine	4,669	4,443	2,813	3,168	3,078	1,46,710	1,80,012	89,591	91,617	79,896

(a) Quantity for protected shown from October, 1925.

(b) Shown under Provisions from 1927-28.

(c) " " Drugs " " "

TRADE AT CHIEF PORT
FORT ST. GEORGE

(166)

No. 12—continued
IMPORTS—continued

PRINCIPAL AND OTHER ARTICLES	QUANTITY					VALUE				
	1924-25	1925-26	1926-27	1927-28	1928-29	1924-25	1925-26	1926-27	1927-28	1928-29
MADRAS—continued										
FORT ST. GEORGE—continued										
Tea-chests, entire or in sections—										
Of iron or steel or other metal Value	—	—	—	—	—	1,63,299	12,355	3,786	46,280	85,091
Of wood "	—	—	—	—	—	1,48,837	1,48,262	1,33,591	88,328	41,751
Total of Tea-chests, etc. "	—	—	—	—	—	3,12,136	1,57,617	1,37,377	1,35,158	76,842
Telegraphs—										
Materials for construction and accessories (excluding electrical) "	—	—	—	—	—	6,352	58,357	1,48,745	18,090	3,192
Textiles—										
Cotton—										
Twist and yarn—										
Grey (unbleached)—										
No. 1 to 30 Lbs.	69,109	10,450	7,000	5,902	..	94,785	10,455	8,305	7,814	..
" 31 to 40 "	2,607,404	2,607,767	2,644,935	822,914	2,039,924	40,51,827	32,33,679	28,20,516	8,24,808	24,01,881
" 41 to 50 "	77,725	61,025	40,150	96,235	71,892	1,68,482	1,32,858	57,473	1,63,581	1,21,574
" 51 to 60 "	2,219,871	1,752,945	2,666,204	2,548,560	3,010,740	50,84,247	35,09,217	47,70,418	40,00,776	49,31,967
" 61 to 100 "	266,235	234,979	201,490	308,595	338,980	8,00,151	6,86,172	4,82,271	6,86,432	8,78,281
Above No. 100 "	26,705	37,325	29,545	35,825	55,075	1,12,518	1,67,689	1,19,628	1,28,375	1,89,591
Two folds doubles "	18,700	7,000	38,052	25,825	9,021	46,312
Total Grey (unbleached) "	5,267,049	4,704,491	5,608,024	3,825,331	5,604,663	1,03,12,065	78,40,070	82,84,434	67,69,607	85,59,428
White (bleached) "	926,979	1,375,819	1,035,008	—	—	22,75,858	31,37,108	17,88,857	—	—
Nos. 1 to 30 (a) "	—	—	..	3,900	1,200	—	—	..	5,092	1,376
" 31 to 40 (a) "	—	—	200,000	992,405	1,015,940	—	—	2,67,348	12,19,006	13,09,442
" 41 to 50 "	—	—	5,528	—	—	6,684
Above No. 50 (a) "	—	—	71,500	897,352	989,395	—	—	1,27,071	17,68,514	19,21,181
White two folds doubles (a) "	—	—	2,700	19,500	71,640	—	—	3,442	24,617	1,07,619
Total White (bleached) "	926,979	1,375,819	1,309,208	1,913,157	2,083,703	22,75,858	31,37,108	21,86,718	30,12,229	38,46,297
Coloured—										
No. 1 to 20 "	2,000	4,230
" 26 to 30 "	460	2,200	35	701	3,498	28
" 31 to 40 "	1,508,700	790,130	863,695	986,584	616,488	32,67,980	15,81,860	13,72,740	14,08,497	8,58,904
" 41 to 50 "	50	..	2,000	77	..	3,86
Above No. 50 "	320,139	825,192	872,400	406,070	211,516	10,76,876	10,77,030	10,75,963	10,24,111	4,88,31
Coloured (two folds doubles) "	16,400	22,280	30,437	38,34
Total Coloured "	1,829,299	1,107,623	1,238,180	1,399,054	852,279	43,45,357	26,61,888	24,53,038	24,58,045	18,80,9
Mercerised cotton yarn "	12,525	97,544	28,815	40,015	2,55,806	58,701
Above No. 50 "	—	—	—	1,104	3,900	—	—	—	2,947	7,84
Two folds (doubles) "	—	—	1,634	14,360	101,802	—	—	5,931	39,640	2,09,94
Total "	12,525	97,544	25,749	15,464	105,702	40,015	2,55,806	64,682	42,587	2,17,81
Unspecified descriptions of Twist and Yarn "	52	10,067	56	9,847	..
Total of Twist and Yarn "	3,085,852	7,285,376	8,181,208	7,153,073	8,646,347	1,69,73,235	1,38,94,867	1,29,88,928	1,13,12,515	1,35,02,181
Manufactures—										
Canvas Yards	1,201	24,695	24,407	21,130	34,613	2,290	33,974	47,186	38,299	60,98
Hosiery—										
Stockings and socks Dozen pairs	3,701	8,644	12,236	13,343	12,829	29,247	33,012	55,161	42,674	32,31
Underwear Dozen	—	1,941	3,437	1,065	1,424	10,333	15,730	16,946	7,573	6,8
Other sorts "	—	—	—	—	—	2,778	7,461	661	29,687	15,3
Total of Hosiery "	—	—	—	—	—	42,408	61,203	72,768	79,934	54,4
Lace and Patent net Yards "	..	862	11,941	64,311	46,373	..	642	6,086	36,919	29,1
Piece goods—										
Grey (unbleached)—										
Plain Grey—										
Dhutis, Saris and Scarves "	10,976	..	8,100	241,410	..	4,848	..	2,025	70,701	..
Drills and Jeans "	56,408	20,480	86,200	166,034	115,791	27,022	7,758	34,185	59,948	39,8
Jaconets including Madaplamms, Kulis, and Cantrics "	24,261,230	12,181,619	20,899,414	14,317,396	17,874,336	1,02,18,864	50,62,490	68,60,591	46,96,910	56,76
Longcloth and Shirtings "	5,998,713	5,968,782	6,344,194	5,880,808	3,781,996	24,31,929	28,24,767	19,45,437	16,01,976	11,50
Other kinds "	8,909	15,574	67,327	146,544	192,691	4,454	10,705	22,969	41,389	49
Total of Plain Grey "	30,236,236	18,186,456	27,405,235	20,752,192	21,664,304	1,26,88,017	74,05,740	88,66,107	65,60,933	69,09

(a) Shown separately from 1926-27.

No. 12—continued
IMPORTS—continued

PRINCIPAL AND OTHER ARTICLES	QUANTITY					VALUE				
	1924-25	1925-26	1926-27	1927-28	1928-29	1924-25	1925-26	1926-27	1927-28	1928-29
MADRAS—continued						R	R	R	R	R
Fort St. George—continued										
Textiles—continued										
Cotton—contd.										
Manufactures—continued										
Piece goods—contd.										
Grey (unbleached)—continued										
Bordered Grey—										
Dhotis, Saris and Scarves . . . Yards	8,226,418	5,614,284	9,810,028	6,749,223	9,796,995	36,02,469	23,36,993	33,37,235	20,31,228	27,17,873
Jaconets including Madapollams, Mulls and Cam- brics . . . "	10,000	3,812
Other kinds . . . "	..	4,000	33,840	1,000	1,500	29,375	700	..
Total of Bordered Grey . . . "	8,236,418	5,618,284	9,844,768	6,750,223	9,796,995	36,05,301	23,38,493	33,66,610	20,31,928	27,17,873
Total of Grey (un- bleached) Plain and Bordered . . . "	38,472,654	23,804,739	37,250,003	27,502,415	31,761,799	1,02,98,318	97,44,233	1,22,32,717	85,92,861	96,27,158
White (bleached)—										
Checks, Spots and Stripes . . . "	71,870	27,987	173,979	114,346	71,187	60,852	15,004	91,365	67,302	38,271
Dhotis, Saris, and Scarves . . . "	2,091,710	2,823,280	5,750,357	4,345,639	5,933,818	10,30,200	13,80,968	23,44,793	15,24,092	20,67,800
Drills and Jeans . . . "	3,477	12,153	15,368	23,200	10,296	2,024	4,130	11,459	14,566	11,476
Jaconets, Madapollams, Mulls, Cam- brics, and Muslins . . . "	1,233,490	595,073	1,289,105	769,275	1,125,424	4,40,653	2,48,326	3,64,832	2,26,515	2,04,348
Lawns . . . "	52,321	108,797	54,731	24,976	47,368	25,206	40,638	21,704	9,201	16,687
Longcloths and shirtings . . . "	819,667	705,708	744,252	305,300	454,285	4,48,039	3,30,768	3,33,545	1,16,445	1,64,671
Mulls . . . "	12,401,446	11,431,525	16,712,522	15,583,532	20,622,976	64,26,267	54,68,673	69,95,224	59,27,676	77,62,839
Nainsooks . . . "	5,235,920	3,313,315	4,627,389	3,133,821	2,519,827	18,02,633	9,91,104	9,98,332	6,44,091	6,70,237
Twills . . . "	119,626	161,100	331,470	282,224	917,741	60,659	73,566	1,60,717	1,12,642	3,97,106
Other kinds . . . "	106,180	113,756	78,119	264,037	20,171	91,471	80,376	48,908	38,724	15,611
Total of White (bleached) . . . "	22,185,707	19,292,694	29,772,337	24,346,350	31,723,093	1,06,68,064	86,89,253	1,13,70,914	87,31,254	1,14,35,546
Coloured, Printed, or dyed—										
Printed goods—										
Cambrics, includ- ing Madapollams, Muslins, Mulls and Jaconets . . . "	495,242	312,005	456,007	373,851	298,073	1,75,202	1,23,217	1,54,104	1,28,514	1,01,593
Checks, Spots and Stripes . . . "	3,493	20,732	520,851	675,056	360,108	1,637	9,375	2,98,230	3,14,457	1,67,489
Drills and Jeans . . . "	238,552	230,383	472,055	606,600	1,145,815	1,38,835	1,01,964	1,79,545	2,12,130	4,10,197
Prints and Chintz . . . "	3,924,279	3,675,325	6,154,133	3,906,945	4,520,250	39,67,738	14,01,652	20,51,154	13,54,118	14,65,692
Saris and Scarves . . . "	4,243,679	678,007	984,984	479,926	300,596	23,48,964	3,03,034	4,17,936	1,77,358	1,63,163
Sateens . . . "	6,001	94,456	590,043	4,090	45,918	2,59,827
Shirtings . . . "	445,360	124,173	622,262	231,146	601,068	1,99,296	48,757	2,12,437	73,058	1,81,280
Twills . . . "	45,406	46,680	60,932	16,862	15,939	20,509
Other kinds . . . "	83,738	218,804	66,991	23,262	2,954	53,427	1,26,825	38,416	14,540	2,166
Total of Printed Goods . . . "	14,484,328	5,259,634	9,323,780	6,442,952	7,879,389	68,85,199	21,15,364	33,72,624	23,36,032	27,72,916
Dyed goods—										
Cambrics, includ- ing Madapollams, Muslins, Mulls and Jaconets . . . "	625,932	926,108	1,182,916	1,019,885	1,557,096	2,57,658	3,05,977	3,97,998	3,26,548	5,17,570
Checks, Spots and Stripes . . . "	..	1,116	51,877	180,421	2,64,908	..	1,524	37,418	83,607	1,44,629
Drills and Jeans . . . "	737	3,029	72,727	223,538	519,950	480	1,660	27,807	85,726	1,96,694
Italian Cloth and sateens . . . "	..	37,752	155,230	200,372	34,977	..	22,225	76,771	93,091	39,755
Prints and Chintz . . . "	3,917	135,002	373,048	545,104	63,727	5,991	81,930	3,00,192	1,90,728	22,336
Saris and Scarves . . . "	700	437,630	1,764,370	2,415,508	2,435,104	600	1,95,846	7,05,519	10,05,722	3,39,956
Shirtings . . . "	697,622	668,695	733,119	514,322	761,632	2,44,343	2,65,850	2,39,547	1,49,428	2,05,165
Twills . . . "	11,292	15,996	35,415	45,274	287,652	3,314	9,062	17,302	27,697	81,243
Other kinds . . . "	423,636	465,674	530,934	459,050	479,472	3,63,101	3,26,150	2,33,651	2,57,677	2,72,535
Total of Dyed Goods . . . "	1,779,036	2,736,052	5,460,136	5,594,474	6,454,518	3,30,967	12,30,233	21,36,205	22,19,224	23,70,233

TRADE AT CHIEF PORT
FORT ST. GEORGE

(168)

No. 12—continued

IMPORTS—continued

PRINCIPAL AND OTHER ARTICLES	QUANTITY					VALUE				
	1924-25	1925-26	1926-27	1927-28	1928-29	1924-25	1925-26	1926-27	1927-28	1928-29
MADRAS—continued						R	R	R	R	R
Fort St. George—continued										
Textiles—continued										
Cotton—continued										
Manufactures—continued										
Piece goods—continued										
Coloured; printed or dyed—continued										
Woven coloured Goods—										
Cambrics, including Madapollams, Muslins, Mulls and Jaconets . Yards	548,598	177,420	201,608	2,501	88	2,81,565	74,482	72,455	1,048	70
Checks, Spots and Stripes	61,663	608	10,908	524	5,837	44,795	780	12,653	722	3,870
Dhatis	71,073	17,635	..	33,958	4,984	..
Prints and Chintz	77,628	31,271
Saris and Scarves	618,704	148,851	9,842	42,760	..	8,46,578	78,467	4,130	16,077	..
Shirtings	233,698	189,834	41,154	12,000	242	1,86,761	84,376	13,915	2,220	280
Other kinds	11,982	29,654	15,524	21,680	18,799	12,067	16,356	11,482	28,136	15,298
Total of Woven coloured goods	1,545,658	546,427	365,659	97,100	19,956	8,06,624	2,54,461	1,45,857	49,087	19,518
Total of Woven coloured, Printed, or Dyed	17,759,022	8,541,913	15,154,575	12,134,526	14,354,378	85,72,810	36,00,058	56,54,889	46,04,843	51,62,717
Fents of all descriptions	45,789	23,860	26,186	11,858	7,386	16,577	6,091	6,482	5,276	7,757
Total of Piece-goods	78,463,172	51,643,306	82,203,101	64,405,149	77,846,651	3,52,71,269	2,20,39,635	2,92,64,919	2,19,33,834	2,62,83,178
Rope Lbs.	16,550	26,014	25,066	7,770	18,608	30,757	35,343	25,521	7,731	20,915
Thread, sewing	77,189	94,477	118,914	134,508	165,576	3,88,326	4,36,207	4,45,617	4,01,286	5,03,345
Other sorts of manufactures . Value	—	—	—	—	—	1,12,813	1,69,359	1,71,022	1,83,892	1,86,700
Total of Cotton manufactures (other than piece goods)	—	—	—	—	—	5,76,594	7,34,728	7,68,200	8,37,561	8,55,523
Total of Cotton Goods (excluding Twist and Yarn)	—	—	—	—	—	8,58,47,868	2,37,76,368	3,00,83,149	2,27,71,395	2,70,83,701
Other kinds of cotton (Textiles)	—	—	—	—	—	371	2,865
Total of Cotton Textiles	—	—	—	—	—	8,58,21,469	2,36,71,230	4,30,22,077	2,40,83,910	4,05,93,727
Flax—										
Canvas Yards	12,329	14,775	21,152	20,656	15,981	19,930	35,040	39,879	51,230	32,150
Piece goods	11,051	18,263	13,038	17,974	10,325	13,930	26,069	16,555	17,261	11,910
Thread, sewing Lbs.	4,569	10,009	16,438	8,129	10,682	15,104	32,129	35,777	23,871	24,848
Other sorts Value	—	—	—	—	—	21,675	26,084	25,213	36,650	73,340
Total of Flax	—	—	—	—	—	70,639	1,19,322	1,17,414	1,29,012	1,42,243
Haberdashery and Millinery—										
Lace and Embroidery Value	—	—	—	—	—	16,058	16,006	14,885	19,768	27,968
Towels not in the piece No.	280	592	3,409	6,908	12,403	220	429	2,117	1,542	5,796
Other sorts Value	—	—	—	—	—	3,15,942	3,06,655	3,00,427	2,89,920	3,44,187
Total of Haberdashery and Millinery	—	—	—	—	—	3,32,220	3,23,090	3,17,429	3,11,230	3,77,946
Hemp—										
Manufactures (excluding Cordage). Value	—	—	—	—	—	792	1,770	580	496	8,271
Jute—										
Canvas Yards	2,228	1,113	6,760	2,919	7,707	1,454	885	9,168	5,300	17,989
Gunny bags No.	160,460	596,070	223,785	19,525	34,538	43,236	2,66,808	89,241	7,971	7,312
Other kinds Value	—	—	—	—	—	4,864	6,052	13,502	54,072	35,058
Total of Jute Value	—	—	—	—	—	49,553	2,13,745	1,11,971	67,343	60,359

No. 12—continued

IMPORTS—continued

PRINCIPAL AND OTHER ARTICLES	QUANTITY					VALUE				
	1924-25-	1925-26	1926-27	1927-28	1928-29	1924-25	1925-26]	1926-27	1927-28	1928-29
MADRAS—continued Fort St. George—continued Textiles—continued						R	R	R	R	R
Silk— Raw Lbs.	13,227	2,120	15,775	12,556	23,130	1,25,500	14,197	95,649	72,650	1,30,000
Manufactures— Silk yarn, noils and warps "	1,559	41	784	914	23	15,787	445	6,085	2,513	244
Goods of silk (mixed with other materials) "	—	990	4,270	23,422	27,729	—	2,019	7,837	35,673	39,139
Silk piece goods Yards	20,084	22,216	22,241	23,323	160,160	58,303	61,652	41,543	62,044	315,103
Other sorts Value	—	—	—	—	—	47,754	36,360	27,634	36,645	32,397
Total of Silk "	—	—	—	—	—	2,47,344	1,14,673	1,78,803	2,09,534	5,16,972
Wool— Yarn and knitting wool Lbs.	17,099	22,218	26,200	28,312	44,250	63,205	1,05,674	1,03,925	1,16,012	166,020
Manufactures— Blankets "	9,129	33,569	36,762	25,707	55,633	8,972	30,127	29,954	25,384	75,249
Carpets and rugs "	10,421	13,645	15,159	18,987	4,586	28,227	33,802	37,206	45,057	11,266
Hosiery "	2,728	8,223	4,723	3,950	5,693	22,165	50,661	32,470	22,598	22,979
Piece goods Yards	75,573	67,996	98,723	81,346	116,812	1,94,070	2,13,597	2,46,557	2,28,651	237,746
Shawls No.	5,364	6,977	17,075	16,038	29,650	44,135	43,377	92,926	69,769	172,147
Other sorts Value	—	—	—	—	—	23,675	27,878	20,543	37,093	16,929
Total of Wool "	—	—	—	—	—	4,04,449	5,05,116	5,62,671	5,65,364	7,01,336
Artificial silk— Artificial silk yarn Lbs.	231,406	329,662	180,097	881,376	1,521,537	8,38,077	9,82,870	3,21,598	17,08,319	26,74,906
Piece goods of cotton and artificial silk Yards	18,461	165,585	71,360	89,531	101,058	21,463	2,11,056	89,563	90,184	91,665
Other sorts Value	—	—	—	—	—	625	6	5,311	21,449	22,494
Total of artificial silk "	—	—	—	—	—	8,60,065	11,94,834	4,07,472	18,19,952	27,99,065
Other textiles— Manufactured "	—	—	—	—	—	—	—	8,504	5,303	12,375
Total of Textiles "	—	—	—	—	—	5,47,86,531	3,91,43,780	4,47,26,921	3,71,92,144	4,53,07,204
Tobacco— Unmanufactured Lbs.	3,485,645	2,266,634	2,610,530	2,082,581	3,594,425	29,28,849	16,77,026	20,39,338	17,77,887	29,94,634
Manufactured— Cigars "	150	9	26	142	641	392	35	93	458	2,646
Cigarettes "	186,817	209,020	256,413	341,935	393,159	8,33,945	8,74,477	10,66,988	13,87,713	16,99,433
Other sorts "	20,549	21,933	21,046	18,398	17,843	1,06,243	1,02,537	1,11,956	95,130	92,022
Total of Tobacco "	3,693,161	2,497,596	2,888,015	2,393,056	4,006,067	38,60,434	26,54,075	32,18,375	32,61,188	47,96,795
Toilet requisites (not specified elsewhere) Value	—	—	—	—	—	3,31,587	3,64,907	4,30,104	5,23,394	6,01,965
Toys and requisites for games and sports (in- cluding fishing tackle)— Toys "	—	—	—	—	—	1,03,303	1,62,243	1,99,595	2,02,765	2,40,169
Requisites for games and sports (exclud- ing firearms, etc.)— Playing cards "	—	—	—	—	—	1,15,999	1,31,579	1,63,612	1,94,624	2,40,330
Other sorts "	—	—	—	—	—	36,375	37,351	50,378	63,760	77,505
Total of Toys, etc. "	—	—	—	—	—	2,56,177	3,31,173	4,13,585	4,61,149	5,58,504
Umbrellas and Umbrella fit- tings— Umbrellas com- plete, including parasols and sunshades No.	16,163	5,241	7,273	7,926	5,394	53,231	17,268	13,938	21,759	10,395
Umbrella fittings Value	—	—	—	—	—	34	88	9,095	3,585	8,509
Total of Umbrellas etc. "	—	—	—	—	—	53,265	17,356	23,033	25,344	10,404

TRADE AT CHIEF PORT
FORT ST. GEORGE

(170)

No. 12—continued

IMPORTS—continued

PRINCIPAL AND OTHER ARTICLES	QUANTITY					VALUE				
	1924-25	1925-26	1926-27	1927-28	1928-29	1924-25	1925-26	1926-27	1927-28	1928-29
MADRAS—continued						R	R	R	R	R
FORT ST. GEORGE—continued										
Vehicles, excluding locomotives, etc., for railways—										
Carriages and carts not mechanically propelled and parts thereof (excluding railway carriages, trucks, etc.)—										
Carriages and carts not mechanically propelled (excluding railway carriages, trucks etc.) (Protected No.	45	200	433	57	251	6,460	16,174	40,908	4,722	21,014
(Not protected, ..	38	36	65	83	70	3,211	18,173	10,816	14,942	17,364
Parts of Carriages and carts (excluding rubber tyres) (Protected Value	—	—	—	—	..	17,394	21,890	51,153	28,818	40,568
(Not protected ..	—	—	—	—	..	19,132	7,022	44,955	12,140	52,448
Perambulators and children's go-carts No.	417	637	601	631	724	15,351	19,353	18,769	19,095	20,027
Parts of perambulators and children's go-carts Value	—	—	—	—	—	91	548	..
Total of Carriages and carts not mechanically propelled and parts thereof, etc. ..	—	—	—	—	—	61,548	82,612	1,66,687	80,263	1,51,421
Cycles (other than Motor Cycles) and parts thereof and accessories—										
Cycles imported entire or in sections No.	4,835	7,391	10,901	14,158	18,166	3,86,426	4,20,939	5,89,197	5,79,206	6,70,419
Parts of cycles and accessories (excluding rubber tyres) Value	—	—	—	—	—	5,16,541	6,47,068	7,82,495	9,07,798	10,00,136
Total of Cycles (other than Motor Cycles) and parts thereof and accessories ..	—	—	—	—	—	8,72,967	10,67,997	13,71,692	14,87,003	16,70,555
Mechanically propelled vehicles (excluding railway locomotives and tractors)—										
Air Craft No.	1	32,115	500
Parts of air-crafts Carriages and parts for railways" Motor Cars (including taxi-cabs)	10,24,685
Motor Cars (including taxi-cabs) ..	932	1,801	1,478	2,429	2,929	21,36,127	35,44,330	34,84,657	55,72,927	63,54,620
Motor cycles (including scooters) ..	200	291	330	538	443	1,25,440	1,76,454	1,85,805	3,04,869	2,53,205
Motor omnibuses, motor vans and motor lorries ..	683	—	—	—	—	7,00,270	—	—	—	—
Imported with bodies (a) ..	—	1	..	9	1	—	12,394	..	62,591	3,829
Chassis (a) ..	—	940	1,128	1,195	1,934	—	16,70,875	18,92,120	21,09,240	36,09,876
Total of Motor Omnibuses Motor Vans and Lorries ..	683	941	1,128	1,204	1,935	7,00,270	16,83,269	18,92,120	21,71,831	36,18,705
Wagons and parts for Railways	—	—	—	—	—	4,93,473
Parts of mechanically propelled vehicles and accessories, other than of Aircraft (excluding rubber tyres) Value	—	—	—	—	—	7,32,410	10,73,223	10,97,329	13,51,539	17,36,405
Total of mechanically propelled vehicles, etc. Value	—	—	—	—	—	38,06,392	64,77,276	66,69,911	94,01,166	1,34,81,593
Slips, parts of (including Launches and boats) ..	—	—	—	—	—	4,998	6,609	9,361	511	916
Total of Vehicles excluding locomotives, etc., for Railways ..	—	—	—	—	—	47,45,870	76,34,494	82,07,651	1,09,68,940	1,58,04,485
Wood and Timber—										
Timber other than Railway sleepers—										
Deal and pine wood C.Tons	..	46	25	..	16	..	10,530	5,473	..	2,311
Jarrah wood	699	36,728
Other timber ..	151	19,341
Sandal Tons.	..	Gwt 14	..	31	Gwt 1	..	594	..	7,736	74

(a) Separate ly recorded from 1925-26.
*Recorded under "Railway plant, etc." prior to 1925-26

No. 12—continued

IMPORTS—continued

PRINCIPAL AND OTHER ARTICLES	QUANTITY					VALUE				
	1924-25	1925-26	1926-27	1927-28	1928-29	1924-25	1925-26	1926-27	1927-28	1928-29
MADRAS—continued						R	R	R	R	R
FORT ST. GEORGE—continued										
Wood and Timber—continued										
Other kinds of wood and timber	—	—	—	—	—	1,390	17,506	3,552	1,262	8,478
Manufactures of wood, other than Furniture and Cabinet-ware	—	—	—	—	—	2,26,421	2,28,680	2,42,012	2,01,545	3,70,081
Total of Wood and Timber	—	—	—	—	—	2,47,169	2,57,810	2,37,765	2,10,543	3,89,844
Postal Articles not specified	—	—	—	—	—	27,76,487	32,50,082	30,01,845	37,60,725	35,04,409
All other Articles of Merchandise—										
Unmanufactured	—	—	—	—	—	66,465	67,525	61,848	1,14,580	2,57,707
Manufactured	—	—	—	—	—	9,45,758	9,89,921	9,14,735	10,73,329	12,24,181
Grand Total (exclusive of Government Stores)	—	—	—	—	—	16,27,41,107	15,47,24,527	17,36,88,042	18,62,65,849	20,75,05,37

GOVERNMENT STORES

PRINCIPAL AND OTHER ARTICLES	QUANTITY					VALUE				
	1924-25	1925-26	1926-27	1927-28	1928-29	1924-25	1925-26	1926-27	1927-28	1928-29
Apparel (including drapery, uniforms, accoutrements, but excluding hostry) Value	—	—	—	—	—	1,10,884	1,02,642	6,48,857	1,18,245	96,118
Arms and Ammunition, and Military stores—										
Firearms, and parts thereof	—	—	—	—	—	19,434	25,972	50,654	56,811	76,632
Other sorts	—	—	—	—	—	2,406	7,877	42,651	43,942	51,144
Total of Arms, etc.	—	—	—	—	—	21,080	33,849	93,305	1,00,753	1,27,776
Books printed, and printed matter (not including stationery), including maps and charts	—	—	—	—	—	32,458	2,580	5,240	5,003	9,257
Building and Engineering materials other than of Iron, Steel, or Wood—										
Bricks and tiles—										
Other sorts (including pipes of earthenware) Value	—	—	—	—	—	212	559	836	142	..
Total of Building, etc.	—	—	—	—	—	212	559	836	142	..
Chemicals	—	—	—	—	—	1,29,465	1,81,761	1,68,479	1,81,124	2,73,541
Coal and Coke Tons	238	11,562
Drugs, Medicines, and Narcotics—										
Drugs—										
Cinchona bark lb.	76,871	117,878	1,35,191	116,318	49,219	39,439	59,905	51,305	78,008	53,493
Quinine Salts—										
Quinine hydrochloride or dihydrochloride	..	82	2,840
Other sorts Value	—	—	4,652	36,281	18,420	18,582	5,715
Total of Drugs	—	—	—	—	—	43,088	98,526	69,726	96,590	59,208

TRADE AT CHIEF PORT
FORT ST. GEORGE

(172)

No. 12—continued
IMPORTS—continued

GOVERNMENT STORES—continued

PRINCIPAL AND OTHER ARTICLES	QUANTITY					VALUE				
	1924-25	1925-26	1926-27	1927-28	1928-29	1924-25	1925-26	1926-27	1927-28	1928-29
MADRAS—continued						R	R	R	R	R
FORT ST. GEORGE—continued										
Drugs, Medicines and Narcotics—continued										
Medicines and Narcotics . . . Value	—	—	—	—	—	1,10,562	47,214	1,02,651	1,57,234	1,27,252
Total of Drugs, Medicines, and Narcotics . . .	—	—	—	—	—	1,53,050	1,45,740	1,72,377	2,44,164	1,86,400
Earthenware and porcelain—										
Earthenware (including pipes) . . .	—	—	—	—	—	2,005	6,814	8,360	6,255	10,854
Porcelain—Electrical . . .	—	—	—	—	—	3,724	195	5,895	..	636
Other kinds . . .	—	—	—	—	—	376	668	199	1,687	2,408
Total of Porcelain . . .	—	—	—	—	—	4,100	868	6,094	1,687	3,044
Total of earthenware (including pipes and porcelain) . . .	—	—	—	—	—	6,105	7,677	14,454	7,942	13,898
Glass and Glassware—										
Bottles and phials . . . Gross	884	260	999	775	881	39,333	8,786	36,796	31,841	25,408
Other glassware . . . Value	—	—	—	—	—	31,874	48,201	59,438	63,444	71,409
Total of Glass and Glassware . . .	—	—	—	—	—	70,707	51,987	96,234	95,285	96,812
Hardware and Cutlery (including agricultural implements and plated ware) . . .	—	—	—	—	—	1,06,585	53,118	1,05,914	67,722	1,01,194
Instruments, Apparatus, and Appliances, and parts thereof—										
Musical . . .	—	—	—	—	—	1,766	1,944	2,002	2,550	5,016
Photographic . . .	—	—	—	—	—	8,515	14,942	9,407	8,709	20,526
Other kinds . . .	—	—	—	—	—	3,17,466	3,35,462	3,53,845	3,86,920	4,73,318
Total of Instruments, etc. . .	—	—	—	—	—	3,27,747	3,52,348	3,65,254	3,98,185	4,99,760
Leather—										
Manufacturers—										
Other sorts (excluding boots and shoes) . . . Value	—	—	—	—	—	1,236	2,049	332	5,305	1,899
Total of Leather . . .	—	—	—	—	—	1,236	2,049	332	5,305	1,899
Liquors—										
Spirit . . . Gals.	6	119	..
Machinery and Millwork—										
Steam Engines and parts (other than locomotives) . . . Value	—	—	—	—	—	2,08,547	2,74,102	1,96,272	2,62,693	2,61,778
Other sorts of machinery . . .	—	—	—	—	—	15,515	3,404	54,102	1,08,559	2,44,761
Total of Machinery, etc. . .	—	—	—	—	—	2,24,062	2,77,506	2,50,374	3,71,252	5,06,539
Metals and Ores—										
Lead, bronzes, and similar alloy, and manufactures thereof—										
Wrought . . . Cwts.	..	3	..	10	20	..	204	..	1,019	936
Copper—										
Wrought . . .	2	3	3	2	..	196	181	186	4,082	..
Iron—										
Manufactures—										
Bars and channel—protected	..	2	355

(a) Excludes pipes of earthenware.

No. 12—continued
IMPORTS—continued

GOVERNMENT STORES—continued

PRINCIPAL AND OTHER ARTICLES	QUANTITY					VALUE				
	1924-25	1925-26	1926-27	1927-28	1928-29	1924-25	1925-26	1926-27	1927-28	1928-29
						R	R	R	R	R
MADRAS—continued										
FORT ST. GEORGE—continued										
Metals and Ores—continued										
Total of Steel . Tons	50	Cwt. 4	7,111	184
Iron or Steel—										
Hoops and strips . "	2	Cwt. 7	..	1	..	487	62	..	199	..
Nails, screws, rivets, and washers (Not protected) . "	13	.. 2	2	Cwt. 10	2	4,817	1,052	1,816	444	1,530
Balls and fish plates of steel or iron (Not protected) . "	108	10,090
Sheets and plates (including galvanized and tinned plates) (Protected) . "	90	..	15	..	Cwt. 5	15,270	..	3,056	..	65
Sleepers and keys of Iron or Steel . "	82	8,230
Wire (Protected) . "	..	lb. 2	Cwt. 3	2	85
Other manufactures of iron or steel (Not protected) . "	42	Cwt. 9	..	Cwt. 8	..	10,985	367	..	72	..
.. (Protected) . "	..	Cwt. 4	20	664	8	..	142	2,406	90,272	1,038
.. (Not protected) . "	130	6	62	Cwt. 2	94	31,226	2,755	11,901	20	30,462
Total of Iron or Steel . "	286	8	202	666	186	62,735	4,380	29,364	91,007	41,375
Lead—										
Pig . Cwts.	241	5,152
Wrought—										
Sheets, pipes, and tubes . "	264	286	305	314	386	6,972	9,324	7,857	7,236	7,009
Other sorts . "	4	110
Total of Lead . "	495	286	309	314	386	12,124	9,324	7,967	7,236	7,009
Tin—										
Wrought (including plates and sheets not being tinned iron) . "	176	1	26	1	..	3,605	156	755	16	..
Total of Tin . "	176	1	26	1	..	3,605	156	755	16	..
Zinc or Spelter, wrought or manufactured . "	10	1	21	52	..	1,127	23	1,536	4,229	..
Metals and Ores, unenumerated . "	..	25	8	2	8	..	2,538	1,363	990	8,292
Total of Metals and Ores . Tons	370	26	220	685	207	85,898	17,340	41,161	1,06,579	52,612
Paper and Paste-board—										
Paper—										
Printing paper (Protected Cwts.) . "	..	4,703	457	196	966	..	91,429	22,083	4,809	51,871
.. (Not protected) . "	391	5,566	11,007	90,067
Writing paper (Protected) . "	1,039	745	3	71,745	50,357	211
.. (Not protected) . "	680	138	..	101	596	4,095	8,554	..	6,216	44,024
Other kinds of paper . "	829	26	896	940	92	14,634	931	64,573	59,479	10,058
Total of Paper . "	1,400	10,433	2,442	1,985	1,657	69,836	1,91,251	1,58,381	1,20,861	1,06,167
Paste-board, mill-board and card-board of all kinds . "	1,940	..	287	2,221	1,225	16,490	..	2,116	16,104	8,582
Total of Paper and Paste-board . "	3,340	10,433	2,729	4,206	2,882	84,876	1,91,251	1,60,497	1,36,965	1,14,749
Printing and litho-										
..	25,780	24,374	18,523	26,205	19,732

TRADE AT CHIEF PORT
FORT ST. GEORGE

(174)

No. 12—continued
IMPORTS—concluded

GOVERNMENT STORES—concluded

PRINCIPAL AND OTHER ARTICLES	QUANTITY					VALUE				
	1924-25	1925-26	1926-27	1927-28	1928-29	1924-25	1925-26	1926-27	1927-28	1928-29
MADRAS—continued FORT ST. GEORGE—continued						R	R	R	R	R
Stationery (excluding paper) { Protected Value	—	—	—	—	—	—	6,358	29,927	..	737
Stationery (excluding paper) { Not protected ..	—	—	—	—	—	4,82,098	3,62,014	5,72,076	5,81,280	78,027
Telegraphs, materials for construction of ..	—	—	—	—	—	31,274	..	581	..	5,539
Textiles—										
Cotton—										
Manufactures—										
Piece goods—										
Grey (unbleached) Yards	28,745	6,569
White (bleached) ..	769,072	489,298	23,188	13,969	6,793	5,45,086	3,48,251	8,582	8,836	1,869
Coloured, printed, or dyed	39,911	618,912	917,963	1,617,170	1,245,535	69,839	2,99,175	2,67,398	4,04,646	3,37,443
Other sorts of manufactures (including handkerchiefs and shawls in the piece) Value	—	—	—	—	—	59,888	35,424	2,923	38,868	16,062
Total of Cotton goods (excluding twist and yarn) ..	—	—	—	—	—	6,64,313	6,77,850	2,85,471	4,47,345	3,55,392
Flax—										
Manufactures—										
Canvas .. Yards	200	..	10,843	..	190	265	..	10,374	..	320
Piece goods ..	34,488	12,448	10,800	21,634	..	1,02,768	10,813	5,612	15,538	..
Other sorts (including bags and sacks) Value	—	—	—	—	—	24,382	31,516	4,850	12,110	13,733
Total of Flax ..	—	—	—	—	—	1,27,415	42,329	20,736	27,648	14,053
Wool—										
Manufactures—										
Piece goods .. Yards	485,511	416,991	214,954	3,487	3,949	14,51,329	13,97,798	7,70,296	14,499	8,607
Other sorts .. Lbs.	20	123	..
Vehicles excluding locomotives, etc., for railways—										
Carriages and carts (excluding railway protected carriages) and parts thereof not protected. Value	—	—	—	—	—	27,667	3,855	3,034
Other kinds ..	—	—	—	—	—	282	3,897	1,09,139	20,967	8,095
Total of Vehicles (excluding locomotives, etc.) ..	—	—	—	—	—	27,949	7,752	1,09,139	20,967	11,129
All other articles—										
Unmanufactured ..	—	—	—	—	—	90	478	113	670	30
Manufactured ..	—	—	—	—	—	3,54,058	197,470	1,22,469	1,14,192	1,66,194
GRAND TOTAL OF GOVERNMENT STORES ..	—	—	—	—	—	44,95,173	41,36,834	40,47,620	30,29,718	27,53,532

No. 12—continued
EXPORTS

INDIAN MERCHANDISE

PRINCIPAL AND OTHER ARTICLES	QUANTITY					VALUE				
	1924-25	1925-26	1926-27	1927-28	1928-29	1924-25	1925-26	1926-27	1927-28	1928-29
ADRAS—continued						R	R	R	R	R
Fort St. George—continued										
Animals, living—										
Cattle (excepting sheep and goats) . . . No.	15	..	74	751	207	3,000	..	9,465	83,050	20,720
Sheep and goats . . . "	..	255	468	592	917	..	5,317	8,813	8,375	13,755
Other kinds . . . "	86	715	148	71	15	3,675	50,250	20,753	11,680	4,000
Total of Animals, living . . . "	101	970	690	1,414	1,139	6,275	64,567	39,011	1,03,105	38,475
Apparel (including drapery, uniforms, accoutrements, but excluding hosiery and boots and shoes) . . . Value	—	—	—	—	—	77,098	55,147	64,119	13,761	2,651
Books, printed and printed matter . . . Cwts.	597	756	769	735	891	1,01,611	1,28,738	1,11,089	1,19,680	1,30,160
Building and Engineering materials (other than of iron, steel, or wood) . . . Value	—	—	—	—	—	12,38,401	15,69,790	10,25,202	9,30,566	7,34,908
Chemicals and chemical preparations . . . Cwts.	1,124	1,472	344	685	299	2,03,741	2,59,178	2,18,510	2,45,990	2,75,194
Coffee . . . Cwts.	1,15,023	1,42,850	32,264	66,007	24,899
Drugs and Medicines (excluding Chemicals and Narcotics)—										
Nux vomica . . . Cwts.	7,900	6,676	7,022	5,221	6,545	51,727	42,733	35,378	29,179	39,335
Other sorts of drugs and medicines . . . Value	—	—	—	—	—	47,497	1,11,399	1,00,078	39,594	57,790
Total of Drugs and Medicines . . . "	—	—	—	—	—	99,224	1,54,132	1,35,456	1,18,773	97,125
Dyeing and Tanning substances—										
Indigo . . . Cwts.	1,001	951	566	483	281	2,44,770	2,16,608	1,20,240	1,02,761	59,338
Turmeric . . . "	6,100	5,073	5,154	1,469	4,198	1,77,648	82,000	53,189	18,891	67,911
Other sorts . . . "	9,947	5,686	5,201	18,237	7,337	63,442	39,462	39,333	1,20,118	46,150
Total of Dyeing and Tanning substances . . . "	17,048	11,710	10,921	20,189	11,796	4,85,860	3,38,068	2,13,262	2,41,770	1,73,399
Fibre for brushes and brooms . . . Tons	142	13	79	277	215	2,44,783	5,450	38,940	1,33,500	1,08,105
Fish—										
Fishmaws and sharkfins . . . Cwts.	687	933	1,217	1,297	843	76,024	97,846	83,091	1,04,568	70,650
Other kinds of fish . . . "	..	113	2	147	45	..	1,510	30	3,070	1,802
Total of Fish . . . "	687	1,046	1,219	1,444	888	76,024	99,356	83,121	1,07,638	72,452
Fruits and Vegetables—										
Fresh Fruits and vegetables—										
Fresh Fruits . . . Value	—	—	—	—	—	518	49,808	22,181	1,04,863	22,009
Fresh vegetables of all kinds—										
Onions . . . Cwts.	137,699	121,336	97,622	154,996	1,71,738	6,86,134	6,06,444	4,91,443	7,75,436	5,59,736
Other kinds . . . Value	—	—	—	—	—	..	25	7,381	4,880	1,125
Fruits and vegetables, salted, preserved, or all sorts . . . Tons	1,124	1,540	1,475	3,075	1,247	2,31,555	3,73,434	5,13,903	8,15,595	4,85,838
Total of Fruits and Vegetables . . . Value	—	—	—	—	—	9,18,207	10,29,706	10,34,883	17,00,779	13,18,793
Hides and Skins, raw—										
Hides, raw . . . { Tons	13	..	1	4	1	10,045	..	1,599	2,303	537
.. { =No.	=2,358	..	=202	=393	=541					
Skins, raw—										
Goatskins . . . { Tons	1,680	1,784	1,264	1,146	1,429	43,18,454	44,00,294	31,96,759	29,98,580	37,29,376
.. { =No.	=2,275,512	=2,317,709	=1,878,249	=1,556,136	=1,949,528					
Sheep skins . . . { Tons	94	112	47	44	93	1,01,832	1,43,390	1,10,426	74,263	1,55,137
.. { =No.	=100,055	=117,677	=73,215	=48,408	=102,223					
Other skins . . . { Tons	Cwts. 19	10	58	25	4	18,271	79,369	5,23,266	4,07,679	90,622
.. { =No.	=1,509	=169,411	=2,209,042	=518,295	=57,649					
Total of skins, raw . . . { Tons	1,774	1,856	1,367	1,215	1,526	43,38,547	46,23,048	33,30,451	34,80,542	39,75,135
.. { =No.	=2,377,073	=2,604,797	=3,990,506	=2,132,339	=2,109,400					

TRADE AT CHIEF PORT
FORT ST. GEORGE

(176)

No. 12—continued
EXPORTS—continued

INDIAN MERCHANDISE—continued

PRINCIPAL AND OTHER ARTICLES	QUANTITY					VALUE				
	1924-25	1925-26	1926-27	1927-28	1928-29	1924-25	1925-26	1926-27	1927-28	1928-29
MADRAS—continued						R	R	R	R	R
FORT ST. GEORGE—continued										
Hides and Skins, raw—continued										
Outings of Hides and skins, raw . . . Tons	1,145	832	898	1,543	2,318	1,60,721	1,21,880	1,08,757	2,31,946	3,19,005
Total of Hides and Skins, raw . . . "	2,937	2,738	2,266	2,762	3,840	45,09,314	47,44,923	39,40,798	37,15,751	42,94,727
Horns, tips and pieces of horn . . . Cwts.	12,815	9,827	6,386	11,469	12,026	1,97,285	1,46,002	92,699	1,85,192	2,00,024
Leather—										
Hides, tanned or dressed—										
Buffalo hides . . . Tons	797	877	882	1,024	1,293	15,09,285	7,40,823	7,06,285	20,55,111	27,28,528
—No.	= 171,718	= 83,918	= 86,467	= 234,827	= 239,283					
Cow hides . . . Tons	9,274	9,147	8,515	11,609	12,326	2,15,62,088	2,12,80,908	1,92,99,442	2,83,48,132	3,14,14,648
—No.	= 2,787,579	= 2,750,515	= 2,740,180	= 3,641,287	= 3,338,656					
Buffalo calf skins . . . Tons	214	287	262	494	573	5,33,529	7,61,015	3,20,396	14,16,190	17,66,711
—No.	= 268,159	= 316,323	= 316,732	= 613,714	= 665,730					
Cow calf skins . . . Tons	570	600	610	750	658	22,13,660	21,82,853	23,12,326	29,92,897	26,17,144
—No.	= 832,814	= 939,267	= 962,578	= 1,212,196	= 1,022,454					
Total of Hides, tanned or dressed . . . Tons	10,857	10,411	9,769	13,877	14,850	2,68,19,462	2,49,65,597	2,31,38,449	3,48,12,339	3,85,27,031
—No.	= 4,090,262	= 4,149,023	= 4,105,957	= 5,701,824	= 5,816,173					
Skins, tanned or dressed—										
Goat skins . . . Tons	2,504	2,489	3,050	3,199	3,072	1,69,99,922	1,68,73,025	2,09,71,519	2,23,74,345	2,17,03,771
—No.	= 7,312,963	= 7,948,818	= 9,781,314	= 10,188,321	= 10,342,069					
Sheep skins . . . Tons	2,767	3,008	3,001	3,115	2,931	1,60,66,685	1,80,35,642	1,93,94,668	1,95,06,953	1,83,17,403
—No.	= 11,032,656	= 11,804,957	= 11,794,985	= 12,695,982	= 11,328,507					
Other skins . . . Tons	Cwts. 2	Cwts. 7	5	36	82	1,800	9,741	2,10,157	9,70,919	20,87,203
—No.	= 6	= 8,831	= 112,942	= 518,600	= 1,164,812					
Total of Skins, tanned or dressed . . . Tons	5,271	5,497	6,056	6,350	6,085	3,30,69,307	3,49,18,403	4,05,66,344	4,28,54,217	4,21,73,377
—No.	= 18,345,625	= 19,762,606	= 21,630,242	= 23,402,903	= 22,825,388					
Unwrought . . . Cwts.	1,931	2,375	2,019	1,165	1,744	5,00,267	5,91,901	6,41,995	5,17,573	6,08,765
Manufactures . . . Value	—	—	—	—	—	2,390	423	745	931	2,927
Total of Leather . . . "	—	—	—	—	—	5,93,90,426	6,04,76,329	6,43,47,533	7,81,85,060	8,13,97,100
Manures—										
Bones—										
Crushed . . . Tons	410	91	1,350	1,003	1,000	52,586	9,328	1,22,250	1,03,004	1,03,530
Uncrushed . . . "	60	5,400	100	..
Bone-meal . . . "	1,793	1,135	642	80	72	2,12,317	1,30,351	67,910	8,400	6,915
Other kinds . . . "	639	250	197	215	..	93,624	32,480	36,908	31,860	..
Total Manures . . . "	2,842	1,476	2,239	1,298	1,072	3,58,527	1,72,654	2,32,468	1,43,364	1,10,445
Metals and Ores—										
Brass, Bronze and similar alloys and manufactures thereof, wrought . . . Cwt.	..	7	436	448	422	..	1,100	41,247	27,541	43,549
Chromite (chromium iron ore) . . . Tons	10,006	13,180	7,010	4,552	6,115	3,51,105	4,66,445	2,49,800	1,85,340	2,86,825
Iron—										
Pig . . . "	1,077	1,227	100	40	224	77,249	81,691	3,610	3,110	17,511
Manufacture—										
Bars and channels . . . "	1	330
Old for remanufacture . . . "	1,937	726	301	2,386	3,731	84,110	34,640	6,050	46,173	2,03,007
Others . . . "	1	40	180
Total . . . "	3,015	1,952	402	2,926	9,005	1,61,739	1,16,371	14,840	49,283	2,20,518
Manganese Ore . . . "	2	1	2	10	20	45
Other Metals and Ores . . . "	72	54	19	1	41	63,410	61,329	21,228	2,200	51,486
Total of Metals and Ores . . . "	13,095	15,187	7,453	7,501	15,184	6,01,284	6,45,265	3,27,115	2,64,364	5,52,403
Mica—										
In Blocks . . . Cwts.	3,360	2,837	4,534	3,500	4,018	7,73,092	7,12,441	3,92,012	7,19,780	9,32,730
in Splittings . . . "	7,122	6,923	5,480	3,775	6,777	5,93,500	5,72,696	5,19,289	5,98,699	6,02,965
Total of Mica . . . "	10,482	9,765	10,014	12,275	10,795	13,66,682	12,85,137	14,11,301	13,18,479	15,35,695
Oils—										
Animal										
Essential—										
Sandalwood Oil . . . lb. } gall. }	1,033	655	485	575	10,760	2,03,212	1,00,305	65,520	81,222	2,66,890
Other oils . . . lb. } gall. }	1,036	543	584	97	261					
					82	78,051	41,604	29,799	470	1,431

* Figures prior to 1925-26 include "Hornmeal."

No. 12—continued
EXPORTS—continued

INDIAN MERCHANDISE—continued

PRINCIPAL AND OTHER ARTICLES	QUANTITY					VALUE				
	1924-25	1925-26	1926-27	1927-28	1928-29	1924-25	1925-26	1926-27	1927-28	1928-29
MADRAS—continued						R	R	R	R	R
FORT ST. GEORGE—continued										
Oils—continued										
Mineral			251	13	14	253	25	47
Vegetable, non-essential—										
Castor	3,745	6,702	9,114	985	1,402	11,900	18,179	18,729	2,075	2,872
Coconut	8	50
Groundnut	224	161	..	500	6,365	480	425	..	1,000	15,177
Sesamum (oil or jinjili)	505	340	19	440	212	1,825	808	120	1,234	584
Other sorts	1,775	2,409	1,841	15,098	802	3,615	10,590	6,480	21,285	3,362
Total Oils.	8,326	10,000	12,294	17,717	10,920	2,90,133	1,66,911	1,20,800	1,07,312	2,90,363
Oil cakes—										
Castor cake	287	335	46	25,540	32,051	3,720
Groundnut cake	5,683	1,424	2,623	2,013	2,896	7,51,044	1,58,362	2,42,520	2,16,401	3,51,102
Other sorts	672	51	493	90,450	6,069	38,570	121	..
Total of Oil cakes	6,642	1,810	3,162	2,013	2,896	8,67,034	21,96,482	2,84,810	2,16,522	3,51,302
Provisions and Oilman's stores—										
Ghi	2,021	1,719	2,353	3,363	2,907	1,70,016	1,43,770	2,05,706	2,74,070	2,32,357
Pickles, chutnies, and condiments	6,271	6,206	5,273	4,361	7,024	3,69,046	3,74,208	2,40,115	2,16,292	3,35,574
Other sorts of provisions	404	452	668	1,339	226	35,329	30,626	36,634	80,660	18,243
Total Provisions and oilman's stores	—	—	—	—	—	5,74,391	5,48,604	4,91,355	5,71,022	5,86,174
Rubber—										
Raw	..	66,220	65,119	2,515	1,15,218	1,38,845	2,515	..
Manufactures	71,980	1,500	..
Total of Rubber	—	—	—	—	—	—	1,15,218	2,10,825	4,015	—
Seeds—										
Oilseeds—										
Essential—										
Coriander	288	84	329	188	75	73,797	20,801	95,178	58,909	20,887
Other sorts	8	10	2	1	5	2,704	3,007	1,381	632	1,349
Total Seeds, essential	291	94	320	189	80	76,501	23,808	96,559	59,541	22,236
Non-essential—										
Castor	211	1,107	1,515	..	200	77,155	3,19,010	9,21,081	..	39,968
Cotton	..	11	..	1	1,236	..	250	..
Groundnuts	141,637	159,564	161,187	252,366	340,916	3,94,84,969	4,14,17,188	4,13,78,235	6,45,73,702	8,36,41,196
Mustard	52	6	3	..	3	15,892	1,483	44	40	760
Sesamum (oil or jinjili)	1	15	15	337	4,903	1
Other sorts	..	1	7	2	6	..	580	800	555	191
Total Seeds, non-essential	141,001	160,794	165,702	252,366	341,119	3,95,78,352	4,17,44,450	4,27,94,710	6,45,74,587	8,36,82,113
Other than Oilseeds	Owt. 1	..	29	Owt. 1	1	65	..	4,637	300	3.5
Total of Seeds	142,192	160,888	166,030	253,053	341,200	3,96,54,918	4,17,78,058	4,28,95,901	6,46,34,428	8,37,04,474
Spices—										
Betelnuts	880	1,506	1,202	1,000	1,370	50,988	36,809	62,723	74,482	92,451
Cardamoms	1	32	46	78	lbs. 25	500	14,334	12,795	20,006	60
Chillies	955	220	378	110	503	27,224	6,206	12,016	3,000	13,533
Pepper	28	27	14	255	..	2,213	2,041	740	22,350	..
Other sorts	56	2	11	29	1	4,867	113	258	790	90
Total of Spices	1,920	1,787	1,651	1,562	1,874	85,792	1,10,103	88,532	1,20,628	1,06,134
Sugar—										
Sugar, 15 Dutch standard and below	77	9	1	63	29	21,586	3,260	510	17,950	7,321
Molasses including palmyra and cane jaggery	9,596	1	1	20,75,929	305	280	65	523
Other sorts	5	7	4	4	8	5,025	180	1,073	1,226	1,327
Total of Sugar	9,678	10	5	67	38	21,02,540	3,745	2,463	19,241	9,971

TRADE AT CHIEF PORT
FORT ST. GEORGE

(178)

No. 12—continued
EXPORTS—continued

INDIAN MERCHANDISE—continued

PRINCIPAL AND OTHER ARTICLES	QUANTITY					VALUE				
	1924-25	1925-26	1926-27	1927-28	1928-29	1924-25	1925-26	1926-27	1927-28	1928-29
MADRAS—continued						R	R	R	R	R
FORT ST. GEORGE—continued										
Tea, black . . . Lbs.	2,400,426	2,755,781	3,211,152	3,018,856	3,011,817	24,06,912	27,68,590	34,29,190	30,75,473	30,46,625
Textiles—										
Cotton—										
Raw . . . { Tons	12,290	19,800	11,910	12,493	15,083	2,15,47,340	2,92,48,085	1,30,48,836	1,40,22,215	1,68,62,711
Waste . . . { Bales	68,687	110,886	66,693	62,966	84,476					
Waste . . . { Cwts.	75	366	701	1,960	1,077					
Total of Twist and Yarn . . . Lbs.	800	977	1,000	167	..	855	1,295	580	160	..
Manufactures—										
Handkerchiefs and shawls in the piece . . . No.	3,378,516	2,905,927	1,381,163	3,297,203	3,008,730	43,45,372	36,36,328	15,05,421	35,06,063	28,24,639
Piece goods—										
Grey (unbleached)—										
Chadars and dhutis . . . Yards	271,042	310,205	439,962	257,104	232,885	1,66,556	1,68,040	2,17,870	1,44,820	1,10,048
Drills and jeans . . . "	69,749	66,737	61,553	47,639	77,872	33,506	26,030	23,613	17,662	27,566
Shirtings . . . "	..	21,966	18,736
Others . . . "	41,197	37,821	59,592	43,408	42,749	26,237	21,704	27,768	21,666	16,963
Total of Grey (unbleached) . . . "	392,908	436,529	561,107	378,151	353,506	2,26,299	2,29,510	2,60,260	1,84,168	1,55,476
White (bleached)—										
Chadars and dhutis . . . "	27,647	54,114	43,406	12,073	120,706	17,132	35,502	26,802	7,680	50,000
Drills and jeans . . . "	57,345	17,335	44,018	23,487	11,046	38,838	10,832	25,470	13,676	6,068
T. cloth and domestics . . . "	14,853	8,348	35,358	19,752	10,586	7,318	3,841	25,137	8,078	8,443
Shirtings . . . "	33,849	29,398	31,995	16,861	7,844	16,526	11,404	13,330	5,733	3,120
Other sorts . . . "	60,799	139,998	192,595	164,486	75,684	37,162	64,444	1,03,694	80,177	31,413
Total of White (bleached) . . . "	199,496	240,193	347,872	236,659	225,866	1,16,676	1,26,023	1,94,433	1,15,949	1,08,049
Coloured, printed, or dyed—										
Lungis and saris . . . "	18,677,568	17,818,136	17,472,835	15,716,113	15,798,847	1,16,32,992	1,07,56,498	1,05,14,523	92,70,875	90,54,118
Drills and jeans . . . "	243,162	258,217	233,105	426,152	290,410	1,58,330	1,25,865	1,11,624	2,31,490	1,59,581
Other sorts . . . "	1,730,911	4,678,989	3,579,623	3,434,071	5,550,121	12,19,388	37,00,851	27,36,356	23,45,480	25,35,555
Total of Coloured, Printed, or Dyed . . . "	20,651,641	22,755,342	21,285,563	19,576,336	21,648,378	1,30,05,710	1,45,83,214	1,33,62,503	1,18,47,845	1,27,49,254
Total of Piece goods . . . "	21,234,035	23,441,064	22,194,542	20,191,146	22,927,750	1,33,48,685	1,49,38,750	1,38,26,196	1,21,47,062	1,30,12,770
Other sorts of manufactures Value	—	—	—	—	—	29,842	21,234	52,031	22,877	5,579
Total of Cotton manufactures (excluding twist and yarn) . . . "	—	—	—	—	—	1,77,23,899	1,85,98,318	1,53,84,548	1,56,76,902	1,58,42,997
Total of Cotton (Textile) . . . "	—	—	—	—	—	3,92,75,094	4,78,58,555	2,93,50,436	2,97,48,732	3,27,27,561
Hardware and millinery . . . "	—	—	—	—	—	29,503	22,688	31,208	22,348	18,503
Kemp (chiefly Sann)—										
Raw . . . Cwts.	1,075	186	1,180	912	2	20,418	4,875	16,541	26,000	150

No. 12—continued
EXPORTS—continued

INDIAN MERCHANDISE—concluded

PRINCIPAL AND OTHER ARTICLES	QUANTITY					VALUE				
	1924-25	1925-26	1926-27	1927-28	1928-29	1924-25	1925-26	1926-27	1927-28	1928-29
MADRAS—continued						R	R	R	R	R
Fort St. George—continued										
Textiles—continued										
Silk—										
Raw—										
Mulberry silk—										
Raw Lbs.	480	9,000
Chasam or waste ..	249,660	324,800	212,320	246,636	297,832	2,05,950	2,79,098	1,93,466	1,75,669	2,47,029
Cocoons "	6,720	22,700	4,480	6,720	11,528	8,800	30,000	6,000	6,600	12,100
Wild silk, tasar, munga, eria, and others—										
Chasam or waste ..	321,100	286,289	320,528	182,520	146,218	2,72,071	2,35,085	2,78,169	1,19,305	84,323
Cocoons "	24,228	24,780	28,355	8,754	6,078	34,765	31,705	38,615	7,758	8,750
Manufactures—										
Goods of silk mixed with other materials Yards	85,804	106,095	21,391	698	2,108	57,368	71,120	24,800	918	1,922
Silk piece goods ..	2,281	16,515	6,592	4,496	188	6,070	14,089	14,128	5,454	545
Other sorts Lbs.	30	3,360	22	6	..	200	1,850	75	90	..
Total of silk, raw and manufactures Value	—	—	—	—	—	5,94,214	6,62,447	5,50,253	3,15,794	3,54,569
Wool—										
Raw Lbs.	621,858	1,239,276	608,708	298,890	604,914	2,68,608	3,15,444	1,30,080	84,867	1,59,525
Manufactures—										
Carpets and rugs ..	939,165	71,606	430,487	548,314	580,614	3,31,772	4,50,614	4,66,804	5,24,061	4,89,373
Other sorts Value	—	—	—	—	—	38,965	12,438	8,248	7,109	2,885
Total of Wool, raw and manufactures	—	—	—	—	—	11,29,340	7,78,491	6,07,132	6,15,637	6,51,733
Other textiles	—	—	—	—	—	2,800	3,108	11,680	1,517	14,883
Total of Textiles	—	—	—	—	—	4,10,60,069	4,93,25,164	3,05,67,250	3,07,29,978	3,37,67,539
Tobacco—										
Unmanufactured Lbs.	8,473,005	5,440,797	8,438,874	6,451,098	10,571,419	19,31,534	14,35,911	30,54,275	19,56,727	42,85,378
Manufactured—										
Cigars "	9,281	9,180	8,206	8,265	7,706	21,300	18,234	15,068	11,558	14,901
Other sorts "	54,261	343	1,097	3,910	2,343	1,565	1,012	1,474	4,373	2,789
Total of Tobacco	8,537,447	5,450,326	8,448,177	6,463,268	10,581,468	19,54,399	14,55,157	30,70,812	19,72,658	43,03,063
Wood and Timber—										
Timber, other than railway sleepers—										
Teak wood and other timber Cubic Tons	4	2	..	1	6	1,424	334	..	340	1,720
Sandal wood Tons	15	10	26,285	11,210	35	482	210
Other kinds of wood and timber Value	—	—	—	—	—	40,635	36,400	23,521	36,001	70,764
Manufactures of wood, other than furniture and cabinetware "	—	—	—	—	—	1,095	13,773	1,227	3,967	2,282
Total of Wood and Timber	—	—	—	—	—	69,439	61,717	24,783	40,760	74,926
Postal Articles	—	—	—	—	—	6,36,353	9,86,547	12,50,037	12,24,025	9,39,959
Other articles of Merchandise—										
Unmanufactured	—	—	—	—	—	2,29,440	4,67,438	1,87,586	93,177	1,28,845
Manufactured	—	—	—	—	—	2,74,200	2,41,748	2,93,071	2,11,684	2,35,738
GRAND TOTAL EXCLUSIVE OF GOVERNMENT STORES)	—	—	—	—	—	16,02,08,404	16,96,33,487	15,62,48,161	19,07,14,652	21,86,68,768

FOREIGN MERCHANDISE

PRINCIPAL AND OTHER ARTICLES	QUANTITY					VALUE				
	1924-25	1925-26	1926-27	1927-28	1928-29	1924-25	1925-26	1926-27	1927-28	1928-29
MADRAS—concluded						R	R	R	R	R
FORT ST. GEORGE—concluded										
Books, printed and printed matter (not being stationery), including maps and charts Cwts.	334	416	426	367	433	53,985	53,495	58,076	52,484	65,462
Dyeing and Tanning Substances—										
Oyes obtained from Coal Tar—										
Aniline Lbs	700	1,278	..	40,532	13,255	1,031	4,105	..	1,53,529	28,743
Other dyes ..	3,403	668	..	5,590	674	..
Saffron	1,325	668	99,629	36,725
Other sorts of dyeing and tanning Substances Cwts	544	1,47,567	..
Total of dyeing and Tanning Substances Value	7,227	4,105	..	4,01,399	65,468
Hardware (excluding cutlery and electroplated ware)	1,16,367	1,25,029	1,17,739	1,18,148	1,73,751
Machinery and mill-work—										
Electrical Machinery of all kinds	1,04,704	1,315	273	5,660	29,070
Other sorts of machinery	37,471	80,086	23,579	54,508	58,383
Total of Machinery and Mill work	1,42,175	81,401	23,852	60,168	87,453
Oils—										
Mineral—										
Kerosene Gals.	16	8	8	16	7	7
Other kinds of oils ..	53,684	12,746	1,053	2,409	285	1,63,366	28,956	2,903	1,793	668
Total of Oils ..	53,700	12,754	1,053	2,409	293	1,63,382	28,963	2,903	1,793	675
Rubber—										
Manufactures Value	49,644	18,571	84,573	11,952	19,110
Textiles—										
Cotton—										
Twist and yarn Lbs.	..	16,740	250	2,400	80	..	37,219	637	3,745	30
Manufactures—										
Piece goods—										
Grey (unbleached) Yards	742,033	387,349	348,630	220,909	342,181	2,86,802	1,58,172	1,32,338	82,466	1,02,680
White (bleached) ..	273,201	182,764	368,163	232,424	342,768	1,52,658	93,623	1,80,960	97,434	1,44,911
Coloured, printed, or dyed ..	251,935	201,300	88,915	150,740	138,965	1,53,145	1,13,788	38,422	64,474	56,972
Total of Piece goods ..	1,267,219	771,413	805,708	604,073	823,914	5,97,605	3,60,583	3,51,770	2,44,424	3,04,563
Other sorts of manufactures Value	500	1,000	1,580	225	1,900
Other textiles	8,584	26,335	63,690	22,492	19,749
Total of Textiles	6,06,689	4,25,137	4,17,677	2,70,886	3,26,238
Vehicles excluding Locomotive etc., for Railways—										
Carriages and carts (excluding railway carriages) and parts thereof Value	1,01,370	25,132	17,975	71,524	61,061
Other Kinds	5,090	..	3,030	..	19,699
Total of Vehicles	1,06,460	25,132	21,005	71,524	80,760
Wood and Timber—										
Manufactures of wood	64,613	51,375	72,309	59,340	1,28,686
Postal Articles	5,21,922	2,68,999	2,27,052	6,66,805	4,30,239
All other articles of merchandise—										
Unmanufactured	16,851	28,771	186	2,032	24,317
Manufactured	3,21,586	3,92,377	4,33,582	3,79,472	4,09,497
(GRAND TOTAL (EXCLUSIVE OF DUTY FREE EXPORTS))	21,69,901	15,03,345	14,09,634	20,96,498	18,11,746

No. 12—continued

IMPORTS

PRINCIPAL AND OTHER ARTICLES	QUANTITY					VALUE				
	1924-25	1925-26	1926-27	1927-28	1928-29	1924-25	1925-26	1926-27	1927-28	1928-29
BURMA—										
RANGOON—										
Animals, living—										
Horses No.	54	69	44	87	41	60,200	51,000	44,000	88,424	41,300
Other kinds "	217	270	135	58	270	16,449	10,756	10,088	15,405	16,481
Total of Animals, living	271	339	179	145	311	76,649	61,756	54,088	1,03,829	57,781
Apparel (excluding hosiery and boots and shoes)—										
Apparel (including drapery, uniforms, accoutrements) Value						12,86,581	18,81,514	14,98,187	15,71,142	11,45,346
Gold and silver thread "						2,229	1,125	8,810	8,323	6,560
Hats, caps, bonnets, and hatter's ware "						8,04,634	9,72,883	9,88,497	7,52,878	6,21,302
Lametta Lbs.	2					15				
Second-hand clothing Value						10,510	11,935	15,648	458	10,262
Water-proofed clothing "						65,922	1,06,026	1,24,100	1,10,357	1,20,062
Total of Apparel, etc.						22,80,591	29,73,483	26,85,240	24,48,153	19,08,582
Arms, Ammunition, and Military stores—										
Cartridge cases—										
Filled* Shot gun cartridge cases No.	1,867,409	3,382,334	2,205,071	1,697,572	—	1,50,288	1,78,069	1,88,122	1,26,408	—
Rifle and other Cartridge cases "					1,802,591					1,39,077
Empty "	40,006	76,850	125,898	16,925	25,000	8,120	3,202	3,111	897	563
Explosives—										
Elasting fuse (Lbs. No. of coils)	48,510	32,370	49,210	40,440	49,614	81,507	41,913	79,028	67,772	83,914
Dynamite Lbs.	34,100	33,600	38,000	40,000	42,530	59,368	55,548	60,581	69,022	71,706
Gelatine dynamite "	129,100	188,000	192,501	238,000	222,500	2,01,373	2,76,822	2,94,069	3,61,508	3,83,675
Detonators No.	860,000	620,048	1,240,000	892,000	775,000	42,612	29,478	61,534	48,206	43,661
Others Lbs.	6,250	10,000	18,000	26,000	5,000	12,175	6,482	13,476	22,161	2,778
Firearms, and parts thereof—										
Firearms (a) No.			8,885	3,360	3,477	2,16,315	3,01,344	2,82,808	2,08,705	2,10,955
Parts of firearms (a) Value							7,819	7,819	15,675	8,081
Other sorts "						32,147	26,047	22,178	56,061	32,102
Total of Arms, etc.						7,98,900	9,17,905	9,92,726	9,76,410	9,39,265
Art. works of (other than pictures) "						16,395	18,248	12,015	18,582	55,975
Asbestos—										
Manufactures—										
Asbestos Packing "						82,607	77,098	1,07,135	3,86,424	1,09,671
Other manufactures "						1,08,666	2,59,959	2,63,547	3,02,842	2,14,859
Total of Asbestos "						1,91,273	3,37,057	3,70,682	6,89,266	3,24,530
Beltting for machinery—										
Of cotton "						3,47,061	4,00,368	3,02,365	2,84,436	1,61,172
„ leather "						52,431	40,606	7,461	67,604	21,464
„ other materials (including coils) "						12,06,698	10,41,054	8,65,741	10,13,038	9,95,599
Total value of Beltting, etc.						16,06,140	14,81,928	11,75,567	13,64,878	11,78,235
Books, printed, and printed matter (not being stationery) including maps and charts Cwts.	1,067	2,963	2,680	2,249	2,710	2,42,397	2,61,675	3,56,621	2,57,239	3,22,945
Boots and shoes—										
Of leather Pairs	69,788	99,489	131,376	146,912	107,589	4,46,895	5,95,635	3,32,116	3,75,386	3,77,405
Canvas shoes with rubber soles "					206,143					5,63,113
Of other materials "	355,405	495,845	498,038	629,701	413,098	6,15,749	8,14,954	9,90,502	14,79,575	3,44,158
Total of Boots and Shoes "	425,188	595,334	629,409	976,613	816,830	10,62,644	14,10,589	13,22,618	23,54,961	15,74,671

(a) Separately recorded from 1926-27.

* Separately recorded from 1928-29.

TRADE AT CHIEF PORT
RANGOON

(182)

No. 12—continued
IMPORTS—continued

PRINCIPAL AND OTHER ARTICLES	QUANTITY					VALUE				
	1924-25	1925-26	1926-27	1927-28	1928-29	1924-25	1925-26	1926-27	1927-28	1928-29
						R	R	R	R	R
BURMA—continued										
RANGOON—continued										
Brushes and Brooms—										
Brushes—										
Paint and Varnish brushes Dozens	4,123	3,292	4,133	5,940	3,728	24,896	25,567	25,726	25,707	22,160
Telnet brushes "	19,965	73,537	50,105	90,486	21,379	39,331	88,623	54,246	89,488	55,493
Other brushes "	17,085	19,023	22,274	15,914	22,461	36,175	36,525	33,736	39,407	48,379
Brooms "	86,440	110,750	88,471	68,210	64,527	20,697	24,529	19,782	28,551	33,820
Total of Brushes and Brooms "	127,613	206,602	164,983	180,550	112,095	1,21,589	1,75,250	1,38,490	1,63,153	1,59,852
Building and Engineering materials, other than of iron, steel, or wood—										
Asphalt Tons	125	73	722	1,298	3,772	12,535	17,153	1,00,702	1,24,674	3,84,463
Bricks—										
Bricks other than fire-bricks No.	20	17,129		228,063	5,681	40	4,552		1,99,205	10,942
Firebricks "	886,736	1,004,665	1,039,095	1,069,177	852,126	1,67,266	1,57,267	1,70,959	1,70,164	1,47,733
Cement—										
Portland Tons	35,661	37,514	40,238	49,175	49,973	20,34,632	22,58,001	25,45,249	29,10,284	28,21,019
Other kinds "	1,958	1,649	643	659	140	1,46,486	1,79,011	71,345	86,047	46,752
Clay Cwts.	16,018	15,219	17,496	13,965	15,307	40,423	38,991	35,456	33,005	37,169
Tiles No.	1,382,514	1,818,598	1,236,165	1,218,650	1,276,033	1,78,926	2,34,028	1,85,991	2,10,588	1,81,083
Other kinds Cwts.	12,697	4,575	7,056	10,571	7,983	97,332	75,138	68,745	1,22,783	76,033
Total of Building and Engineering materials Value						27,27,690	29,64,741	31,78,507	37,71,750	35,05,192
Buttons of all sorts—										
Metal "						37,473	51,538	82,413	82,956	45,773
Other sorts "						1,76,195	2,62,044	3,93,295	2,15,522	1,72,026
Total of Buttons, etc. "						2,13,668	3,13,582	4,75,708	2,98,478	2,17,799
Candles of all kinds lbs.	41,614	24,343	22,175	94,635	12,573	19,908	13,710	11,115	32,855	5,963
Canes and Rattans Cwts.	1,664	1,469	1,651	1,924	1,816	43,592	39,833	45,978	49,500	51,642
Chemicals and chemical preparations (excluding chemical manures and medicines)—										
Acids—										
Acetic (pyroligneous acid) Cwts.	950	560	492	329	398	23,349	24,332	18,434	13,859	15,578
Other sorts "	798	1,293	1,180	2,007	2,582	59,073	56,214	58,960	66,151	84,591
Ammonia and salts thereof—										
Anhydrous "	312	262	233	373	389	47,018	30,220	24,425	38,359	35,517
Others "	1,872	2,173	2,111	2,671	2,146	73,155	77,536	72,364	82,276	64,995
Carbide of Calcium "	1,260	1,239	1,034	2,140	1,880	22,938	21,212	13,138	27,856	28,077
Copper Sulphate "	306	1,040	2,443	2,692	4,017	6,308	20,515	42,781	51,901	72,239
Disinfectants "	3,312	3,408	2,637	4,170	3,807	1,02,209	95,086	82,300	1,02,780	93,800
Magnesium Compounds—										
Chloride Cwts.	236	147	276	709	1,314	1,653	1,424	2,430	6,942	22,073
Others "	400	913	1,146	2,089	1,040	3,984	17,763	22,306	31,235	6,537
Potassium compounds										
Chlorate "	1,800	2,356	3,194	2,471	5,745	36,277	52,325	72,457	45,933	98,267
Other sorts "	139	1,217	1,400	1,377	1,522	15,323	43,777	50,540	56,493	60,326

No. 12—continued
IMPORTS—continued

PRINCIPAL AND OTHER ARTICLES	QUANTITY					VALUE				
	1924-25	1925-26	1926-27	1927-28	1928-29	1924-25	1925-26	1926-27	1927-28	1928-29
BURMA—continued										
RANGOON—continued										
Chemicals and chemical preparations, etc.—continued										
Soda compounds—Bicarbonate of soda (sodium bicarbonate) Owts.	18,647	14,235	18,462	22,202	18,933	1,81,062	1,36,378	1,62,896	2,00,226	1,60,251
Bichromate of Soda "	..	2,996	..	303	1,010	..	27,295	..	5,963	9,196
Caustic soda (sodium hydroxide) "	7,152	11,341	11,509	11,345	10,204	99,858	1,32,308	1,32,421	1,34,290	1,10,503
Cyanide of Sodium "	..	295	2,447	1,761	4,162	..	13,738	1,15,175	95,972	2,01,283
Sodium Carbonate (soda ash and soda crystals) "	37,332	37,680	29,000	67,282	69,060	2,63,946	2,54,440	1,80,958	4,40,074	4,21,187
Sodium Silicate "	3,266	1,686	2,579	3,459	4,310	29,545	17,457	21,307	30,298	36,970
Other sorts "	2,499	2,836	907	2,995	1,548	28,958	60,082	16,531	54,623	20,311
Sulphur (brimstone) "	40,185	44,304	28,185	54,232	52,762	1,89,679	1,76,961	1,18,924	2,49,572	2,43,255
Other sorts of chemicals Value	—	—	—	—	—	4,06,816	3,22,967	3,50,561	3,56,383	4,00,860
Total of Chemicals and Chemical preparations, etc. "	—	—	—	—	—	15,91,714	15,81,996	15,63,892	21,11,200	21,84,906
Chinese and Japanese ware (including lacquered ware but excluding earthenware and porcelain) "	—	—	—	—	—	20,437	33,115	16,566	35,300	23,795
Clocks and Watches and parts thereof—										
Clocks and timepieces No.	20,606	32,401	33,316	40,947	29,757	1,37,828	2,20,380	2,20,438	2,23,835	1,71,057
Watches "	3,938	3,577	16,026	3,162	17,049	35,315	63,237	90,420	72,058	64,794
Parts of clocks and watches Value	—	—	—	—	—	4,396	3,093	2,337	5,625	3,555
Total of Clocks and Watches, etc. "	—	—	—	—	—	1,77,539	2,86,760	3,13,245	3,06,068	2,40,306
Coal and Coke—										
Coal Tons	19,161	32,845	4,088	10,448	6,533	4,75,036	7,72,781	1,24,334	2,77,854	1,10,777
Coke "	30,913	25,780	10,647	7,961	15,723	10,98,899	7,96,729	3,42,823	2,87,896	4,99,632
Total of Coal and Coke "	50,074	58,625	14,935	18,409	22,256	15,73,935	15,69,510	4,67,161	5,65,750	6,09,809
Coffee, other than roasted or ground Owts.	3,626	3,498	3,137	3,913	2,156	1,35,179	1,68,526	1,49,583	1,89,587	1,19,331
Cordage and Rope of vegetable fibre (excluding jute and cotton) "	3,092	3,361	3,165	4,337	4,027	1,51,123	2,41,169	2,34,349	2,67,773	1,92,037
Cork manufactures "	126	661	836	162	419	15,624	44,807	33,890	12,329	38,319
Cutlery Value	—	—	—	—	—	4,85,367	4,75,959	4,43,570	3,96,210	2,56,530
Drugs and Medicines (excluding chemicals and narcotics)—										
Camphor Lbs.	21,076	9,045	20,429	13,831	7,238	40,407	20,193	39,494	26,061	14,151
Cassia (a) Owts.	982	606	723	—	—	20,552	13,569	16,019	—	—
Odiliver oil (b) Lbs.	—	25,436	14,911	18,663	3,123	—	41,730	30,438	36,890	42,795
Proprietary and Patent medicines Value	—	—	—	—	—	3,63,751	2,87,292	3,56,664	4,14,732	4,57,225

(a) Recorded under "Spices" from 1927-28.
(b) Separately recorded from 1925-26.

TRADE AT CHIEF PORT
RANGOON

(184)

No. 12—continued
IMPORTS—continued

PRINCIPAL AND OTHER ARTICLES	QUANTITY					VALUE					
	1924-25	1925-26	1926-27	1927-28	1928-29	1924-25	1925-26	1926-27	1927-28	1928-29	
BURMA—continued											
RANGOON—continued											
Drugs and Medicines (excluding chemicals and narcotics)—continued											
Quinine Salts— Quinine Sulphate or bisulphate	Libs.	2,258	1,926	1,971	3,491	2,686	85,387	64,580	59,683	84,994	66,989
Other sorts	"	392	407	158	369	217	14,100	16,698	6,772	12,284	7,417
Other sorts of drugs and medicines	Value	—	—	—	—	—	5,63,096	6,14,446	6,16,985	6,36,835	4,06,445
Total of Drugs and Medicines, etc.	"	—	—	—	—	—	10,93,758	10,58,500	11,26,025	12,11,796	9,95,022
Dyeing and Tanning substances— Cutch and Gambler	Cwt.	1,693	2,032	1,818	1,948	2,206	61,414	79,286	71,902	68,418	98,607
Dyes obtained from coal tar— Aniline	Libs.	129,045	187,068	106,740	128,227	86,022	3,12,834	3,19,804	2,41,255	2,60,192	1,49,309
Others	"	—	17	568	4,361	10,793	—	888	1,504	6,089	19,457
Other sorts (excluding iso-dye)	Cwts.	33	103	518	654	150	4,389	12,177	4,054	57,826	2,250
Total of Dyeing and Tanning substances	Value	—	—	—	—	—	3,78,287	4,12,155	3,18,715	3,92,476	2,69,632
Earthenware and Porcelain— Earthenware— Pipes of earthenware	Cwts.	1,819	117	2,146	4,085	1,494	11,258	1,920	17,038	29,074	8,841
Sanitary ware	Value	—	—	—	—	—	49,799	72,765	1,59,542	1,40,080	1,24,499
Other kinds	"	—	—	—	—	—	17,54,204	19,83,283	16,22,835	11,68,624	8,54,305
Porcelain	"	—	—	—	—	—	3,74,690	8,08,199	3,95,052	10,17,604	5,89,476
Total of Earthenware and Porcelain (excluding pipes of earthenware)	"	—	—	—	—	—	21,89,951	28,10,517	21,94,467	23,55,442	16,77,121
Electroplated ware	"	—	—	—	—	—	41,346	28,827	51,839	44,818	60,671
Fireworks	Libs.	606,607	598,919	614,494	498,853	84,699	1,60,465	1,73,281	2,00,307	1,75,501	40,162
Fish (excluding canned fish)— Fish, dry, unsalted	Cwts.	1,516	2,542	5,627	2,743	2,071	1,24,867	2,00,977	2,48,966	1,84,874	90,637
" " salted	"	71,730	80,189	84,641	76,611	60,131	23,14,889	26,53,395	27,62,285	24,61,964	7,94,541
" wet, salted (except)	"	24,737	33,768	30,602	36,055	22,376	3,21,497	4,39,181	3,96,151	4,59,579	2,107
" other sorts	"	292	83	462	108	306	22,686	11,469	37,337	13,003	27,1
Total of Fish, etc.	"	98,325	116,562	121,332	115,517	84,884	27,83,989	33,05,023	34,44,719	31,17,920	21,46,800
Fruits and Vegetables— Fresh fruits and vegetables— Fresh fruits— Coconuts	No.	4,048,799	7,093,681	6,159,386	9,201,965	6,833,742	5,84,395	8,18,740	6,85,849	8,89,465	6,70,860
Others	Value	—	—	—	—	—	1,37,366	1,91,324	1,77,665	2,22,963	2,87,962
Fresh vegetables of all kinds	"	—	—	—	—	—	9,158	10,161	18,028	10,374	18,430
Fruits and vegetables: dried, salted, or preserved, not being canned or bottled— Dates	Tons	36	3	21	24	667	6,816	1,595	8,825	7,692	3,11,099
Other sorts	"	554	517	938	1,346	—	2,86,786	2,70,414	3,69,910	4,52,341	—
Total of Fruits and Vegetables	Value	—	—	—	—	—	10,24,516	12,92,184	12,55,277	15,82,335	12,88,351
Furniture and Cabinet ware— Bedsteads	"	—	—	—	—	—	60,417	93,738	86,879	1,26,703	1,44,625
Furniture of wood (other than bedsteads)	"	—	—	—	—	—	31,784	44,039	72,178	67,929	37,920
Furniture of other materials (other than bedsteads)	"	—	—	—	—	—	76,698	1,45,761	1,23,567	1,18,374	1,21,692
Mouldings	"	—	—	—	—	—	3,628	9,259	84,125	42,912	31,329
Total value of Furniture and Cabinetware	"	—	—	—	—	—	1,72,472	2,93,697	3,16,749	3,55,018	3,35,236

No. 12—continued

IMPORTS—continued

PRINCIPAL AND OTHER ARTICLES	QUANTITY					VALUE				
	1924-25	1925-26	1926-27	1927-28	1928-29	1924-25	1925-26	1926-27	1927-28	1928-29
BITUMA—continued						₹	₹	₹	₹	₹
BANGOON—continued										
Glass and glass-ware—										
Jangles Value	—	—	—	—	—	61,000	65,698	41,720	60,072	40,476
Noods and false pearls Cwts.	60	101	188	168	301	11,936	16,546	28,154	16,240	38,848
Bottles and phials—										
Soda water bottles Gross	5,687	8,732	8,046	11,058	11,755	1,26,764	1,81,882	1,86,035	2,05,725	1,47,075
Others "	52,008	52,765	74,753	58,660	48,126	3,16,671	2,67,849	3,34,379	2,56,541	2,10,840
Funnels, globes, and glass parts of lamps Value	—	—	—	—	—	85,124	73,877	1,11,009	2,01,910	1,31,671
Scientific glassware	—	—	—	—	—	14,670	17,018	14,536	13,298	20,239
Sheet and plate Sq. feet and Cwts.	1,974,234	1,662,933	2,236,678	2,119,274	1,884,213	4,69,788	3,22,858	3,72,301	3,49,579	3,21,523
Tableware (including decanters, tumblers, etc.) Value	23,777	19,296	20,430	25,131	22,741	1,76,744	2,58,543	2,46,782	2,70,790	2,47,884
Other glassware	—	—	—	—	—	1,00,311	1,11,931	1,64,255	2,16,217	1,15,451
Total of Glass and glassware						13,61,698	13,15,201	14,98,180	15,91,882	12,74,007
Glue Cwts.	1,405	2,301	1,439	1,201	2,163	85,914	62,702	38,938	40,870	68,092
Grain, Pulse, and Flour—										
Beans (dry) Tons	238	216	252	439	510	46,581	43,748	50,057	92,768	91,664
Pulse "	48	19	81	32	225	6,898	3,760	17,315	6,848	39,859
Rice not in the husk "	281	9	194	6	17	50,375	694	29,217	1,330	2,025
Wheat "	—	—	—	—	1,481	98	—	63	855	2,20,584
Other sorts "	83	6	25	38	131	7,392	2,437	6,604	8,395	30,553
Total of Grain, Pulse, and Flour	602	250	552	513	2,364	1,11,344	50,639	1,03,756	1,10,196	3,84,645
Gums and Resins—										
Benjamin Cwts.	744	640	851	818	868	32,221	29,002	39,909	40,712	53,644
Dammer (Resins) "	21,978	24,423	19,752	21,947	7,812	1,43,994	1,61,704	1,38,113	1,66,174	51,386
Rosin "	820	647	473	327	13,944	12,265	10,583	10,500	8,243	97,834
Other sorts "	65	176	274	199	466	2,814	7,519	8,133	7,355	15,869
Total of Gums and Resins	23,607	25,886	21,350	23,291	22,690	1,91,294	2,08,848	1,96,655	2,23,484	2,18,233
Hardware, excluding cutlery and electro-plated ware—										
Agricultural implements Value	—	—	—	—	—	1,23,273	61,230	1,29,860	1,38,977	1,02,065
Buckets of tinned or galvanised iron	—	—	—	—	—	1,06,480	1,31,735	1,25,961	1,64,738	1,53,381
Builders' hardware, such as locks, hinges, door bolts, etc.	—	—	—	—	—	5,44,316	4,73,138	3,85,646	4,03,482	3,31,339
Domestic hardware, other than enamelled iron-ware	—	—	—	—	—	1,64,011	2,58,173	1,04,901	89,528	1,20,110
Enamelled iron-ware	—	—	—	—	—	9,26,518	15,14,249	13,85,433	11,82,308	11,35,491
Gas mantles	—	—	—	—	—	7,433	85,763	50,554	815	1,479
Implements and tools, other than agricultural implements and machine tools	—	—	—	—	—	13,29,682	14,40,521	15,37,607	13,11,019	10,38,137
Lamps, metal No.	217,268	238,010	327,068	445,562	2,76,288	5,69,081	6,02,253	7,41,210	8,65,173	5,90,304
Parts of lamps, other than glass Value	—	—	—	—	—	36,895	73,125	60,686	35,057	44,550
Safes and strong boxes of metal No.	4,877	2,279	3,000	4,003	730	1,87,439	2,16,392	1,74,259	1,79,029	94,235
Stoves	6,144	6,137	5,405	14,917	8,243	23,696	34,720	44,386	80,658	47,907
Other sorts Value	—	—	—	—	—	23,53,130	31,91,153	29,12,009	35,29,501	27,26,220
Total of Hardware, etc.						68,66,025	80,32,507	75,53,682	80,30,585	63,75,048

TRADE AT CHIEF PORT
RANGOON

(186)

No. 12—continued
IMPORTS—continued

PRINCIPAL AND OTHER ARTICLES	QUANTITY					VALUE				
	1924-25	1925-26	1926-27	1927-28	1928-29	1924-25	1925-26	1926-27	1927-28	1928-29
BURMA—continued										
RANGOON—continued										
Instruments, Apparatus, and Appliances, and parts thereof—										
Electrical, including telegraph and telephone apparatus not being machinery—										
Electric fans and parts thereof Value	—	—	—	—	—	1,22,438	1,47,811	2,12,224	2,65,323	1,08,044
Electric wires and cables—										
Rubber, insulated " "	—	—	—	—	—	63,358	91,347	73,366	61,960	69,898
Insulations, other than rubber " "	—	—	—	—	—	2,94,731	1,62,910	1,75,010	2,53,645	1,72,474
Telegraph and telephone wires and cables " "	—	—	—	—	—	9,721	5,627	1,296	1,625	961
Bare copper wire (Electrolytic) other than telegraph and telephone wires " "	—	—	—	—	—	55,604	2,202	1,135	16,460	38,793
Telegraph and telephone instruments and apparatus " "	—	—	—	—	—	30,723	51,324	26,463	39,241	3,901
Electric lamps and parts thereof—										
Electric glow lamps No.	173,703	306,512	287,295	496,338	589,617	92,081	2,25,772	2,02,312	2,74,512	3,18,332
Parts and accessories Value	—	—	—	—	—	29,599	1,29,757	4,45,600	32,628	56,124
Other sorts No.	96,953	458,624	265,325	345,910	593,883	1,63,515	3,49,658	9,05,139	6,21,378	6,76,556
Batteries Value	—	—	—	—	—	1,17,424	1,26,864	3,56,682	5,84,354	6,80,084
Electric lighting accessories and fittings (including switches) " "	—	—	—	—	—	4,66,670	5,00,760	98,992	2,28,853	1,72,704
Electrical instruments (other than telegraphic and telephonic)—										
Meters " "	—	—	—	—	—	91,190	59,201	80,584	77,168	86,241
Others " "	—	—	—	—	—	56,556	2,59,005	—	—	7,353
Other electrical goods and apparatus not enumerated " "	—	—	—	—	—	3,31,851	1,77,567	4,56,680	5,64,255	2,38,587
Musical—										
Pianos and Piano-players, complete No.	37	47	12	60	61	27,432	40,583	8,343	39,056	48,358
Talking machines and accessories—										
Talking Machines " "	276	799	1,321	2,095	1,900	16,499	32,670	51,723	81,246	71,172
Accessories Value	—	—	—	—	—	20,247	17,265	6,326	11,932	28,744
Other sorts (including parts of musical instruments) " "	—	—	—	—	—	80,292	1,92,115	2,01,953	1,73,394	1,13,296
Optical " "	—	—	—	—	—	22,366	45,505	32,187	31,703	16,340
Photographic—										
Cinematograph films Length	584,385	539,143	777,651	—	—	1,03,306	90,406	92,793	—	—
Raw films in blank in feet, films, etc. (a) " "	—	—	—	516,631	1,901,139	—	—	—	25,209	88,409
Exposed films (a) " "	—	—	—	1,401,002	571,313	—	—	—	1,47,557	93,905
Photographic other than cinematograph films Value	—	—	—	—	—	1,17,423	1,33,030	1,63,304	1,62,733	2,38,594
Scientific, and philosophical " "	—	—	—	—	—	63,444	99,514	1,75,437	1,24,432	93,568
Surgical " "	—	—	—	—	—	30,175	1,12,538	1,39,651	1,18,961	1,29,733
Wireless apparatus (b) " "	—	—	—	—	—	—	27,193	54,722	33,468	67,972
Other kinds " "	—	—	—	—	—	1,61,303	1,31,823	1,93,834	1,77,614	1,58,343
Total of Instruments, etc. " "	—	—	—	—	—	26,37,913	32,12,957	41,68,422	41,53,707	3,39,230
Jewellery (excluding imitation jewellery and precious stones and pearls, unset), also plate of gold and silver—										
Jewellery " "	—	—	—	—	—	61,155	1,06,946	85,496	64,435	39,535
Plate of gold and silver " "	—	—	—	—	—	39,413	79,172	1,13,375	1,50,121	1,58,220
Total of Jewellery, etc. " "	—	—	—	—	—	1,20,568	1,86,118	1,98,871	2,14,556	1,97,755
Leather—										
Hides, tanned or dressed Tons & No.	3=325	4=1,689	3=5,144	10=4,739	4=2,973	6,055	12,761	46,875	61,924	24,633
Skins, tanned h. or dressed " "	9=3,635	13=5,243	11=1,119	6=5,932	2=2,446	63,632	85,348	13,963	69,527	40,258
Unwrought Leather cloth (including Artificial leather) Sq. yds. cwt	88	72	164	18	16	18,541	27,731	53,929	7,506	10,738
	130	13,020	22,299	27,123	8,981	26,794	20,315	33,123	34,458	15,363

(a) Separately recorded from 1927-28.
(b) " " " 1925-26.

No. 12—continued
IMPORTS—continued

PRINCIPAL AND OTHER ARTICLES	QUANTITY					VALUE				
	1924-25	1925-26	1926-27	1927-28	1928-29	1924-25	1925-26	1926-27	1927-28	1928-29
BURMA—continued						R	R	R	R	R
RANGOON—continued										
Leather—continued										
Manufactures (excluding boots and shoes and belting for machinery)—Bags and trunks Ows.	78	61	76	157	125	19,072	19,168	21,702	44,020	47,181
Other sorts	323	275	156	258	197	90,614	90,777	62,667	72,680	64,072
Total of Leather Value						2,24,708	2,56,100	2,32,319	2,90,123	2,92,796
Liquors, including denatured and perfumed spirits—Ale, beer, and porter—Ale and beer—In bottles Liq. galls.	544,789	535,683	641,513	820,589	702,792	16,54,834	15,77,362	19,33,789	23,52,836	19,73,583
„ bulk	5,408	5,120	520	1,220	..	7,544	6,396	719	3,693
Stout and porter—In bottles	39,109	47,152	65,765	75,342	52,548	1,71,945	2,36,562	3,30,136	3,87,095	2,40,437
Older and other fermented liquors	472	697	809	668	1,547	3,386	4,971	5,277	3,956	9,854
Spirit—										
Brandy { Liq. galls. 55,798 68,951 72,932 73,044 72,655						7,00,208	7,22,647	8,59,185	8,12,902	7,71,682
Proof galls. 43,843 50,110 55,722 57,916 56,522										
Gin { Liq. galls. 3,585 3,731 10,208 9,354 9,215						79,212	75,392	88,071	96,779	78,482
Proof galls. 6,765 6,723 7,205 7,461 6,854										
Liqueurs Liq. galls. 675 1,113 1,339 1,434 1,649						10,707	14,814	20,813	32,514	26,323
Rum { Liq. galls. 61,610 57,502 46,118 23,421 2,697						76,483	70,543	53,198	25,696	4,783
Proof galls. 103,292 99,650 77,437 30,276 4,177										
Whisky { Liq. galls. 53,801 59,118 62,612 65,855 66,008						9,37,018	9,71,140	10,94,526	11,16,892	11,13,081
Proof galls. 41,880 45,259 47,645 50,053 50,205										
Spirit, present in drugs, medicines, or chemicals Liq. galls. 9,483 12,452 7,057 16,388 18,465						3,07,594	3,44,065	2,17,718	4,62,909	4,84,334
Spirit, perfumed	2,138	5,335	5,021	3,079	2,646	2,66,040	4,16,762	3,43,007	3,20,023	3,16,112
Spirit denatured—Imported direct (a)	—	9,812	32	—	11,890	2	..	183
Spirit denatured at Custom house immediately on arrival or before clearance (a)	—	..	19,306	75,255	80,189	—	..	24,180	1,03,525	95,418
Other sorts	31,115	16,902	29,413	16,238	14,295	2,72,029	2,23,788	4,67,182	2,43,606	2,49,199
Total of Spirit	223,203	254,926	252,711	284,568	267,791	26,58,101	28,51,611	31,67,882	32,14,347	31,38,497
Wines—										
Champagne and other sparkling wines	2,505	3,259	4,061	3,772	3,541	60,653	65,546	76,736	85,887	92,110
Port	4,085	4,158	4,571	4,493	3,822	45,028	61,302	64,246	57,053	52,021
Still red wines, other than port	6,747	9,632	9,805	10,375	3,784	51,158	61,091	63,636	76,045	50,050
Other sorts, including vermouth and ginger wine	19,015	14,711	13,612	17,353	18,024	1,29,629	85,306	82,360	1,05,096	1,10,933
Total of Wines	32,362	31,761	31,959	36,093	34,171	2,86,468	2,73,246	2,86,978	3,23,881	3,05,164
Total of Liquors	339,824	365,623	395,797	421,761	402,962	47,69,824	49,51,295	57,30,457	62,82,834	56,71,228
Machinery and Millwork—										
Prime movers (other than electrical)—Locomotives (including those for railways)—Oil Engines No. 1 31 32 35 5						28,280	67,641	27,279	1,32,172	59,624
Parts of oil Engines Value	25,688	25,793	7,307
Steam Engines No. 3 23 36 77 15						49,176	5,13,970	3,02,408	3,73,261	2,07,410
Parts of Steam Engines Value	36,300	45,380	2,95,432	4,23,071	99,206
Other
Railway locomotive engines and tenders (b)	7,67,067

(a) Separately recorded from 1925-26.
(b) Recorded under "Railway plant, etc." prior to 1925-26.

No. 12—continued
IMPORTS—continued

PRINCIPAL AND OTHER ARTICLES	QUANTITY					VALUE				
	1924-25	1925-26	1926-27	1927-28	1928-29	1924-25	1925-26	1926-27	1927-28	1928-29
BURMA—continued										
RANGOON—continued										
Machinery and Mill-work—continued										
Prime-movers (other than electrical)—continued										
Other than locomotives—										
Gas engines No.	9	83	82	80	89	48,884	1,36,416	1,04,167	48,250	44,659
Parts of gas engines Value	—	—	—	—	—	19,800	10,787	39,110	21,787	9,905
Oil Engines No.	171	224	285	253	306	4,09,233	2,87,514	4,38,276	3,10,126	3,68,912
Parts of oil engines Value	—	—	—	—	—	1,02,244	1,13,220	1,19,044	1,09,531	93,015
Steam Engines No.	51	130	113	126	123	2,82,548	3,81,829	4,14,984	3,25,126	914,909
Parts of Steam Engines Value	—	—	—	—	—	67,056	40,874	3,38,852	3,22,647	1,65,085
Others	—	—	—	—	—	69,181	—	835	—	2,701
Electrical machinery of all kinds, not including instruments, apparatus, appliances, and parts thereof—										
Control and Switch gear	—	—	—	—	—	2,19,266	3,72,849	3,66,727	7,45,091	3,36,461
Generators, alternators, and dynamos	—	—	—	—	—	2,22,988	2,48,498	2,11,926	1,76,952	2,99,251
Motors	—	—	—	—	—	6,43,456	8,38,227	2,88,363	4,74,347	4,38,487
Transformers	—	—	—	—	—	99,198	56,559	1,45,919	2,07,941	2,45,307
Turbo-generating sets	—	—	—	—	—	75,661	6,941	1,87,477	19,582	2,07,771
Other kinds	—	—	—	—	—	6,50,879	7,63,543	9,29,053	13,96,240	10,06,787
Machinery, not being prime-movers or electrical machinery—										
Aerated water making machinery	—	—	—	—	—	65,694	5,827	31,256	19,192	12,498
Agricultural machinery—										
Agricultural tractors and parts	—	—	—	—	—	1,29,684	35,013	93,720	2,67,368	1,77,021
Ploughs and parts	—	—	—	—	—	476	2,366	857	36,188	21,159
Others	—	—	—	—	—	2,941	1,468	274	32,378	32,023
Boilers	—	—	—	—	—	5,99,889	6,06,333	5,87,079	18,53,344	3,90,682
Metal working machinery (excluding machine tools)	—	—	—	—	—	2,08,556	3,49,400	5,64,599	5,23,726	8,81,325
Mining machinery	—	—	—	—	—	95,77,531	90,42,054	78,26,272	1,28,99,419	48,53,316
Oil crushing and refining machinery	—	—	—	—	—	12,01,005	3,49,049	5,01,945	7,54,207	3,10,950
Refrigerating machinery	—	—	—	—	—	1,68,414	1,15,186	3,72,843	2,35,293	1,25,919
Rice and flour mill machinery	—	—	—	—	—	6,02,357	9,26,678	10,39,309	11,01,347	7,91,068
Saw mill and wood working machinery	—	—	—	—	—	4,62,016	3,07,745	2,58,624	3,78,984	2,77,911
Sewing and knitting machines and parts thereof—										
Sewing and knitting machines	No.	6,854	11,012	3,460	1,076	4,573	7,18,313	11,58,562	3,70,764	1,60,369
Parts of sewing and knitting machines and accessories	Value	—	—	—	—	—	1,46,614	1,77,416	10,33,616	12,16,486
Textile machinery—										
Cotton—										
Cotton spinning machinery	—	—	—	—	—	1,865	22,487	2,504	—	18,336
Other sorts of cotton machinery	—	—	—	—	—	15,020	193	9,360	7,250	6,401
Other sorts	—	—	—	—	—	3,274	2,028	—	—	3,659
Typewriters—										
Typewriters	No.	461	984	1,257	1,618	2,491	90,578	1,28,167	1,67,258	2,20,943
Parts and accessories	Value	—	—	—	—	—	16,508	14,218	23,613	17,043
Other sorts of machinery (excluding printing machinery)	—	—	—	—	—	—	29,25,457	29,17,883	15,38,298	12,48,226
Total of Machinery and Millwork										
Manures—										
Artificial and mineral manures	Tons	54	98	—	—	—	12,280	18,899	—	—
Nitrate of Soda	—	—	—	114	150	—	—	—	20,871	28,719
Other sorts	—	—	—	40	108	—	7,698	—	6,956	25,106
Other kinds (excluding Oil cakes)	—	—	—	27	37	—	670	—	11,563	19,554
Total of Manures										
Matches—										
Safety Gross of Boxes		682,616	1,269,403	1,377,209	1,077,119	537,267	3,65,570	16,74,671	14,66,072	11,83,688
Match-making materials—										
Undipped splints	Lbs.	291,272	—	—	236,362	196,832	37,383	—	26,524	20,866
Veneers of match boxes and empty	—	379,738	65,778	—	153,432	107,982	1,52,498	23,380	—	32,319
Total of Match-making materials										
Mats and Mattings, except oak and rubber	Sq. Yds.	87,695	121,621	121,377	211,245	300,476	44,795	61,696	60,832	88,005
Metals and Ores—										
Aluminium—										
Unwrought	Cwts.	1,106	1,072	3,968	10,058	1	2,06,071	2,96,251	4,84,644	5,84,894
Wrought	—	129	284	173	310	6,274	12,782	23,753	21,628	19,107
Antifriction metal	—	—	—	—	—	—	—	—	—	—
Brass, Bronze, and similar alloys and manufactures thereof—										
Unwrought	—	1	—	—	16	—	—	—	1,700	190

No. 12—continued
IMPORTS—continued

PRINCIPAL AND OTHER ARTICLES	QUANTITY					VALUE				
	1924-25	1925-26	1926-27	1927-28	1928-29	1924-25	1925-26	1926-27	1927-28	1928-29
BURMA—continued										
RANGOON—continued										
Metals and Ores—continued										
Brass, Bronze and similar alloys and manufactures thereof—continued										
Wrought—										
Mixed or yellow metal, for sheathing . Cwts.	686	1,899	595	1,028	678	39,708	1,08,217	33,754	50,765	34,770
Rods	326	1,893	591	806	587	15,826	30,207	29,332	36,789	26,537
Sheets	577	61	127	648	168	35,715	4,195	7,600	17,289	7,774
Tubes	89	281	117	135	129	11,231	36,098	13,159	11,092	10,828
Wire	243	382	196	158	225	15,522	24,384	11,004	9,003	14,937
Other sorts	893	1,718	1,677	1,739	1,571	1,27,863	1,84,468	1,77,736	2,01,207	1,67,569
Total of Brass, Bronze, etc.	2,815	4,034	3,303	4,330	3,357	2,46,012	3,87,569	2,72,035	3,27,905	2,62,646
Copper—										
Ore Tons	—	995	4,053	—	—	—	58,765	2,12,507	—	—
Unwrought—										
Tiles, ingots, cakes, bricks, and slabs . Cwts.	610	2,177	5,381	2,335	1,033	37,170	1,23,253	92,130	1,18,842	49,715
Other sorts	—	7	156	—	—	—	434	7,036	—	—
Wrought—										
Braziers and sheets	—	—	—	—	—	—	—	—	—	—
Sheets	483	608	720	502	600	33,037	42,204	56,287	20,699	37,095
Tubes	179	286	118	358	326	16,173	23,987	10,869	21,304	25,302
Wire (excluding wire of Telegraph and Telephone)	160	205	312	707	200	12,451	11,698	53,356	48,411	13,547
Other manufactures	285	784	459	523	807	26,746	82,357	33,955	43,668	68,729
Total of Copper	1,718	28,987	88,706	4,425	3,023	1,25,577	3,41,798	4,66,140	2,56,924	1,04,888
Iron—										
Pig Tons	1,190	713	548	1,429	1,012	1,40,096	60,255	50,910	96,336	70,677
Manufactures—										
Angle, bolt, and rod	66	60	5	8	7	11,925	30,754	1,667	1,527	1,406
Bars and channels	4,364	2,932	5,797	786	2,507	5,46,950	3,09,307	5,50,029	85,933	2,30,343
Rice bowls	360	463	403	216	87	1,76,125	1,86,230	1,51,224	1,01,863	35,532
Total of Iron	5,980	4,168	6,753	2,429	3,613	8,75,085	5,87,046	7,53,830	2,85,649	3,38,463
Steel—										
Angle	2,104	2,392	3,110	3,908	4,067	3,08,220	3,33,700	4,09,857	4,42,377	4,96,051
Spring	715	641	2,025	23	80	1,20,127	1,00,951	2,71,188	6,336	10,512
Bars	9,586	6,569	9,150	10,403	3,805	14,20,333	7,59,280	10,04,733	11,42,069	10,37,994
Channels	—	—	—	—	—	—	—	—	—	—
Cast—										
Tool, steel—										
High speed	205	237	256	209	300	67,756	81,595	57,500	1,03,465	97,127
Carbon	3	—	—	—	—	2,293	—	—	—	—
Cast steel bars	4	—	227	15	25	1,428	—	27,134	3,132	19,473
Other cast steel, ingots, blooms, billets, and slabs	15	7	10	29	7	5,665	1,972	8,955	9,637	1,043
Slabs	62	78	7	—	18	10,806	12,540	1,130	—	3,093
Total of Steel	12,694	9,674	14,795	14,587	18,302	19,87,160	12,95,133	17,30,657	17,12,066	16,65,299
Iron or steel—										
Anchors and cables	169	222	783	908	435	1,04,106	1,94,521	5,30,314	3,37,311	2,32,391
Beams, pillars, channels, girders, and bridge work	7,706	6,346	6,349	13,654	7,642	13,62,356	12,95,317	11,21,909	26,58,024	12,02,071
Bolts and nuts	892	1,062	1,044	965	1,177	2,91,240	2,74,147	2,97,510	2,36,226	2,33,026
Fencing materials (including fencing wire)	375	785	1,218	1,194	1,161	1,02,433	2,02,393	2,67,111	2,78,712	2,36,685
Hoops and strips	755	639	914	665	599	1,61,339	1,34,088	1,76,990	1,11,414	79,479
Nails, rivets, and washers (excluding wire nails)	1,617	1,917	3,490	2,068	1,732	6,11,595	6,74,743	8,41,369	6,20,332	4,95,682
Old for re-manufacture	33	2	—	—	2	1,321	80	—	—	70
Pipes and fittings, cast	1,753	1,117	2,695	3,745	1,325	5,57,501	3,12,567	7,32,301	7,79,763	4,55,443

TRADE AT CHIEF PORT
RANGOON

(190)

No. 12—continued
IMPORTS—continued

PRINCIPAL AND OTHER ARTICLES	QUANTITY					VALUE				
	1924-25	1925-26	1926-27	1927-28	1928-29	1924-25	1925-26	1926-27	1927-28	1928-29
BURMA—continued										
RANGOON—continued										
Metals and Ores—concluded										
Iron or steel—continued										
Rails, chairs, and fishplates (excluding those for railways) . Tons	2,552	4,400	1,065	17,759	3,327	4,05,251	4,00,667	1,50,838	21,28,212	5,26,425
Screws	151	34	69	111	45	36,918	59,980	56,260	81,897	24,584
Sheets and plates—Galvanised—										
Corrugated	18,306	18,172	15,200	21,684	15,504	49,74,087	62,83,772	49,86,213	65,81,258	46,08,766
Plain	2,292	1,293	2,374	3,939	2,005	6,81,862	3,36,212	7,01,753	10,20,125	4,57,865
Tinned—										
Tin plates	2,308	2,544	2,108	2,885	1,401	12,96,489	11,91,838	8,68,134	9,11,162	5,71,896
Other sorts		44	..	118	15,808	..	48,053	258
Not galvanised or tinned—										
Sheets up to 1/4" thick	1,799	3,375	4,148	4,613	3,101	3,47,116	6,41,686	8,31,638	6,56,752	4,64,904
Plates over 1/4" thick	2,533	2,706	1,608	3,272	4,432	4,26,119	4,74,171	2,01,410	4,14,441	5,99,051
Other sorts	815	12	..	1,20,290	3,044	..
Tubes, pipes and fittings wrought	4,554	2,948	5,110	14,713	3,317	17,68,085	12,20,549	15,63,139	38,54,248	10,18,620
Wire, other than fencing wire	485	475	745	668	483	1,49,346	1,22,396	1,52,557	1,48,600	1,17,910
Wire nails	6,757	1,608	3,396	4,256	3,580	13,87,667	2,76,882	6,13,066	8,33,675	5,98,286
Wire rope—										
Black	518	214	457	409	334	4,05,127	1,09,320	2,28,575	2,36,913	4,62,722
Galvanised	341	571	348	767	502	2,32,426	4,44,506	1,92,432	4,11,266	2,27,237
Other manufactures of iron or steel	796	1,537	2,001	2,171	1,755	3,40,964	4,70,431	5,88,816	6,37,026	5,72,821
Total of Iron or Steel	58,507	52,516	54,118	1,00,271	54,400	1,58,64,035	1,52,56,569	1,52,55,264	2,30,30,744	1,32,76,107
Lead—										
Unwrought . Cwts.	29	310	..	1,839	280	645	8,591	..	47,084	4,281
Wrought—										
Pipes and tubes	432	200	719	1,203	469	11,990	6,174	31,970	33,197	10,375
Sheets	1,555	2,342	950	3,364	1,431	44,748	69,703	20,796	83,823	26,198
Sheets for tea chests	1,739	..	20	41,566	..	462
Other sorts	217	200	469	259	370	7,253	76,533	33,301	8,229	10,159
Total of Lead	2,243	3,052	3,877	6,665	2,559	64,636	91,001	1,28,183	1,72,333	51,425
Quicksilver . Lbs.	2,103	5,149	7,989	8,095	9,118	4,509	15,238	20,978	27,501	35,339
Solder . Cwts.	79	313	1,461	1,978	1,302	7,279	29,482	1,64,999	2,12,066	1,14,637
Tin—										
Unwrought (blocks, ingots, bars, and slabs)	2,134	2,472	1,766	1,131	1,495	3,83,309	4,42,399	3,27,424	2,31,574	2,04,176
Wrought (including plates or sheets, not being tinned iron)	340	10	11	16	19	8,138	2,347	2,122	3,336	3,364
Total of Tin	2,474	2,482	1,777	1,147	1,514	3,91,447	4,44,746	3,29,546	2,35,410	2,07,540
Zinc or Spelter—										
Unwrought	2,109	3,004	..	112	15,088	51,405	2,10,021	..	3,246	2,98,550
Wrought or manufactured	10,285	7,649	21,927	23,591	10,146	2,65,177	2,32,924	6,15,335	5,67,833	2,35,788
Other sorts	349	..	384	10,551	..	10,876
Total of Zinc or Spelter	12,794	16,653	22,311	23,703	25,234	3,27,133	4,42,945	6,26,211	5,71,079	5,34,338
Metals, unenumerated	1,258	1,208	2,510	1,792	1,639	94,804	89,944	2,29,452	2,00,322	1,91,883
Ores, enumerated . Tons	..	1	575
Total of Metals	73,416	68,374	73,911	1,20,031	73,876	2,01,56,480	1,92,42,715	2,03,14,606	2,79,19,243	1,75,16,420
Total of Ores	990	4,053	59,340	2,12,507
Total of Metals and Ores	73,416	69,370	82,064	1,20,031	73,876	2,01,56,480	1,93,02,755	2,05,27,113	2,79,19,243	1,75,16,420

No. 12—continued
IMPORTS—continued

PRINCIPAL AND OTHER ARTICLES	QUANTITY					VALUE				
	1924-25	1925-26	1926-27	1927-28	1928-29	1924-25	1925-26	1926-27	1927-28	1928-29
BURMA—continued						R	R	R	R	R
BANGOON—continued										
Oils—										
Animal Owts. & Galls.	82=860	27=840	44=540	263=3,220	94=1,190	1,316	1,143	792	7,411	2,923
Essential—										
Synthetic Lbs. & Galls.	44=4	38=4	143=17	1,127=125	491=55	1,628	347	1,258	6,813	1,850
Natural —										
Peppermint ..	2,045=206	3,318=365	3,570=396	2,363=251	2,458=274	18,468	31,764	18,958	19,696	19,650
Other sorts ..	57,475=6,012	84,404=10,637	85,040=2,838	16,848=1,845	28,957=3,221	74,981	77,306	71,288	48,586	57,344
Total of Essential Oils ..	59,564=6,222	97,760=11,056	28,758=3,251	20,238=2,221	31,906=3,550	95,077	1,09,487	91,490	75,085	78,844
Mineral—										
Fuel oils . Tons & Galls.	53,664=18,145,810	78,586=19,006,498	84,489=20,731,824	95,831=23,839,434	104,274=25,941,417	19,10,764	32,48,900	29,21,780	33,99,070	34,73,008
Kerosene—										
In tins . Galls.	594,900	1,508,304	571,706	1,030,609	1,262,009	5,34,481	13,46,651	5,16,620	9,52,976	11,04,605
Lubricating oils ..	384,419	639,192	358,482	443,480	595,097	6,85,082	9,95,873	7,10,140	9,13,820	11,82,274
Other kinds ..	73,898	114,160	72,745	664,289	596,698	70,137	1,24,089	85,228	7,19,731	5,98,143
Total of Mineral Oils ..	14,199,027	21,397,149	21,734,257	25,977,812	28,395,216	32,00,404	57,10,713	42,33,768	59,62,597	63,58,623
Vegetable, non-essential—										
Coconut Owts. & Galls.	107=1,385	199=2,463	227=2,778	9,748=121,135	6,063=75,443	2,652	3,999	6,654	2,04,182	1,80,272
Groundnut ..	192=2,244	236=2,444	147=1,830	114=1,400	..	9,302	7,952	5,574	4,266	..
Linseed ..	842=9,680	791=10,455	874=13,623	916=11,908	836=10,889	33,449	33,977	43,807	37,104	31,088
Other sorts ..	820=9,574	365=4,563	746=9,117	987=11,994	1,206=16,151	42,704	22,845	38,022	35,620	53,127
Total of Vegetable Oils ..	1,961=22,333	1,501=19,925	1,994=27,348	11,765=146,437	8,196=101,983	88,107	70,773	93,857	3,71,172	2,64,487
Total of Oils . Galls.	14,228,442	21,328,470	21,765,396	26,129,600	28,501,879	33,84,904	58,92,066	44,19,916	64,39,295	67,94,362
Oil-cloth and floor-cloth . Sq. Yds.	184,867	274,401	257,030	353,298	251,507	1,79,132	2,86,782	2,35,452	3,01,762	1,06,592
Opium . Lbs.	60	..
Packing—Engine and Boiler—of all kinds, excluding asbestos . Value	—	—	—	—	—	55,642	37,721	31,869	41,129	69,456
Paints and Painters' materials—										
Paints and Colours—										
Barytes Owts.	5,900	1,002	17,046	25,358	..
Blue paint or Paris blue ..	504	745	276	897	699	53,598	58,960	23,856	62,258	45,361
Enamels prepared ..	1,763	1,263	2,998	1,014	2,599	1,33,897	1,87,526	1,76,111	1,06,629	1,96,377
Red lead—										
Genuine, dry ..	4,278	4,935	6,220	4,987	4,002	1,49,014	1,82,034	2,19,763	1,52,339	1,03,644
Reduced ..	82	35	83	50	25	2,745	1,816	2,091	1,424	608
White lead—										
Genuine, dry ..	687	598	947	949	524	27,665	20,753	33,010	20,054	18,270
Reduced ..	34	19	25	26	2	1,372	417	918	1,142	64
Genuine, moist ..	2,528	1,481	1,386	2,218	2,067	91,069	49,993	45,052	55,923	74,271
Reduced ..	1,050	921	980	306	1,080	39,167	35,052	63,986	9,915	31,863
Zinc, white—										
Genuine, dry ..	138	65	142	112	111	6,876	3,123	3,570	3,519	3,097
Reduced ..	50	30	2,064	683
Genuine, moist ..	4,681	5,056	5,466	5,969	4,744	2,17,375	2,16,905	2,21,444	2,28,742	1,79,884
Reduced ..	115	162	10	60	197	3,682	4,444	365	2,003	4,200
Other sorts ..	20,811	19,988	22,250	17,079	20,384	6,08,404	6,91,770	3,64,824	4,01,879	6,35,568

TRADE AT CHIEF PORT
RANGOON

(192)

No. 12—continued
IMPORTS—continued

PRINCIPAL AND OTHER ARTICLES	QUANTITY					VALUE				
	1924-25	1925-26	1926-27	1927-28	1928-29	1924-25	1925-26	1926-27	1927-28	1928-29
BURMA—continued						R	R	R	R	R
RANGOON—continued										
Paints and Painters' materials— <i>continued</i>										
Painters' materials (other than paints and colours)— <i>continued</i>										
Turpentine—										
Genuine turpentine Cwts.	501	578	871	1,224	626	42,938	39,740	50,226	57,141	23,889
Turpentine substitute ..	21	12	184	..	17	979	787	11,047	..	562
Varnish ..	2,934	2,669	2,688	8,414	3,090	1,43,821	1,10,859	1,29,571	1,54,547	1,83,034
Other kinds .. Value	—	—	—	—	—	1,678	3,608	52,338	39,706	44,584
Total of Paints and Painters' materials ..	—	—	—	—	—	15,78,336	14,10,287	14,16,913	14,31,679	14,84,628
Paper and Pasteboard—										
Paper—										
Packing paper Cwts.	16,532	20,178	23,694	27,924	17,901	2,96,619	3,42,431	3,66,190	4,97,817	2,82,407
Printing paper—										
News printing ..	21,436	16,478	23,648	16,589	18,051	3,81,210	2,63,931	3,87,244	2,55,245	3,52,053
Other sorts ..	14,442	14,174	11,220	13,866	17,495	4,05,155	3,93,733	2,40,663	2,54,264	3,07,949
Writing paper in large Sheets { Ream = Cwts.	50,029—	72,128—	27,338—	63,263—	44,893—	3,12,747	4,33,033	1,51,899	3,19,112	2,02,606
Note and letter paper and envelopes	1,390	1,370	2,461	1,577	3,914	94,250	94,250	1,25,566	95,668	1,45,756
Envelopes imported separately ..	907	835	700	1,808	1,268	60,827	54,635	45,429	84,755	65,711
Old newspapers in bales and bags ..	113,243	119,785	149,304	142,836	121,825	3,85,507	7,88,685	10,30,291	9,02,307	6,90,813
Other kinds of paper ..	11,274	10,423	10,279	7,399	16,640	3,77,461	3,49,246	3,32,588	2,68,058	4,03,160
Paper manufactures ..	4,950	3,894	3,278	8,053	1,654	4,33,283	2,55,247	1,64,435	1,86,240	70,755
Pasteboard, millboard, and cardboard of all kinds—										
Straw boards ..	2,867	5,916	3,811	3,265	5,276	20,311	58,676	35,928	64,987	40,698
Other kinds ..	283	591	678	547	2,124	3,896	16,846	10,408	14,238	60,188
Manufactures of pasteboard, millboard and cardboard ..	120	163	200	547	205	8,053	8,204	9,331	21,480	10,937
Total value of Paper and pasteboard ..	196,784	206,337	284,082	235,643	218,824	32,94,319	30,48,417	28,99,992	29,14,166	26,80,623
Paraffin Wax .. Tons	43	193	334	21	110	20,614	78,233	33,548	4,604	53,562
Perfumery (not being perfumed spirit) .. Value	—	—	—	—	—	47,096	56,733	58,799	72,000	61,145
Pitch and Tar—										
Coal tar and pitch Cwts.	11,685	10,308	7,449	10,179	8,148	93,157	1,40,710	66,662	82,491	57,446
Stockholm tar and pitch ..	698	560	249	651	843	10,521	9,081	3,642	8,341	10,886
Total of Pitch and Tar ..	12,383	10,868	7,698	10,830	8,991	1,03,678	1,49,791	70,304	90,832	68,332
Polishes—										
Polishes and compositions for application to leather .. Value	—	—	—	—	—	31,824	1,17,269	93,845	79,348	1,07,877
Polishes and compositions for application to metals etc. ..	—	—	—	—	—	1,63,470	96,840	30,487	81,240	38,855
Wood Polish ..	—	—	—	—	—	14,801	21,094	6,702	2,210	1,521
Other sorts (a) ..	—	—	—	—	—	—	—	22,416	27,246	37,455
Total of Polishes, etc. ..	—	—	—	—	—	2,00,095	2,35,203	1,53,400	1,40,039	1,85,708
Precious Stones and Pearls, unset—										
Diamonds ..	—	—	—	—	—	1,08,438	50,004	..	2,31,308	14,53,349
Other Precious stones ..	—	—	—	—	—	2,07,941	4,58,513	11,00,409	19,60,770	1,30,155
Pearls ..	—	—	—	—	—	5,250	1,548	900	5,434	60
Total of Precious stones, etc. ..	—	—	—	—	—	3,81,629	5,10,965	11,10,309	22,00,512	16,33,564
Printing and Lithographing machinery and materials (excluding paper)—										
Printing and lithographing presses ..	—	—	—	—	—	17,681	54,746	1,00,375	88,555	29,449
Printing type .. Cwts.	209	245	147	63	114	18,374	65,959	23,781	11,072	18,780
Printers and Lithographer's ink .. Value	—	—	—	—	—	26,667	32,852	28,689	37,126	37,854
Other materials Total of Printing, and Lithographing machinery ..	—	—	—	—	—	14,685	13,945	22,985	9,056	37,374
						77,407	1,67,002	1,39,330	1,45,819	1,28,957

(a) Separately recorded from 1926-27.

No. 12—continued
IMPORTS—continued

PRINCIPAL AND OTHER ARTICLES	QUANTITY					VALUE				
	1924-25	1925-26	1926-27	1927-28	1928-29	1924-25	1925-26	1926-27	1927-28	1928-29
BURMA—continued RANGOON—continued Prints, Engravings and Pictures Value	—	—	—	—	—	R 17,865	R 21,889	R 33,770	R 22,454	R 17,704
Provisions and Oil- man's stores—										
Bacon and hams Cwts.	1,847	2,043	2,062	1,956	2,141	1,85,371	2,50,210	2,68,389	2,23,972	2,40,115
Biscuits and cakes butter (including canned) "	13,297	16,569	24,942	29,395	39,148	14,64,241	19,38,763	23,18,719	26,23,252	2,04,988
Canned and bot- tled provi- sions (not specified elsewhere)—	579	795	933	1,199	924	1,27,061	1,48,568	2,00,774	2,30,675	1,85,532
Canned or bottled fruits "	6,129	6,082	6,153	7,758	7,580	2,70,565	2,65,272	2,72,152	3,13,289	3,04,582
Tinned or canned fish Vegetable Products (a) "	34,011	53,500	60,009	83,988	53,119	15,35,424	21,58,364	29,60,621	27,95,742	16,69,785
Others "	4,729	10,090	14,087	12,837	9,362	3,88,982	7,50,126	9,81,322	2,89,416	3,77,304
Cheese (including canned) "	780	1,001	1,000	879	939	95,149	1,07,114	1,03,905	84,417	96,903
Cocoa and choco- late "	562	—	1,007	1,080	1,449	77,301	1,04,905	1,22,723	1,31,357	2,25,245
Confectionery (c) Farinaceous and patent foods—	—	—	—	3,343	2,054	—	—	—	3,63,161	1,90,992
Farinaceous foods in bulk "	46,415	58,409	40,952	62,323	65,248	10,87,286	13,77,048	9,02,942	14,30,842	13,58,983
Milk foods for in- fants and invalids (wholly or mainly milk) "	2,194	2,129	3,599	3,822	3,742	5,43,280	5,13,530	7,59,065	3,03,762	7,40,859
Other sorts "	3,842	1,420	19,868	11,703	2,053	1,52,182	69,756	3,32,464	3,05,040	1,87,012
Jar-glass "	291	321	332	478	77	60,920	68,041	69,651	98,256	17,049
Jams and jellies "	1,812	2,189	1,767	2,126	1,915	1,14,399	1,22,800	99,215	1,15,790	99,492
Lard "	999	1,521	1,491	2,242	1,498	48,435	75,400	71,253	1,02,213	63,726
Milk, condensed and preserved, including milk cream "	65,001	97,512	1,81,535	1,73,672	1,89,750	33,93,727	41,41,837	50,30,396	69,27,890	63,42,674
Pickles, chutnies, sauces, and con- diments "	2,117	2,850	1,709	1,381	1,819	1,50,771	1,31,095	1,16,052	96,620	1,46,840
Vinegar (excluding bottled vinegar) Other sorts of provi- sions—	5,421	4,351	4,477	3,294	3,007	3,345	5,997	9,059	5,547	3,261
Others Cwts.	10,105	13,339	16,069	17,736	11,532	3,44,101	4,40,796	5,73,300	5,22,133	4,00,809
Total of Provi- sions, etc.	—	—	—	—	—	1,00,51,540	1,27,19,768	1,51,92,062	1,72,91,103	1,57,67,697
Railway plant and rolling stock—† Carriages and parts thereof—										
By State Railway working under Company management Value	—	—	—	—	—	41,342	4,37,076	66,233	3,99,149	—
By other Railways Wagons and parts thereof—	—	—	—	—	—	—	—	11,235	1,02,829	—
By State Railways working under Company management "	—	—	—	—	—	7,84,793	10,75,411	24,22,872	11,00,164	—
By other Railways or by Contractors or Merchants "	—	—	—	—	—	5,994	—	—	1,42,117	—
Locomotive engines and ten- ders and parts thereof—										
By State Rail- ways work- ing under Com- pany manage- ment "	—	—	—	—	—	2,19,063	1,36,024	1,19,655	16,22,151	—
By other Rail- ways or by Contractors or Merchants "	—	—	—	—	—	—	—	—	5,022	—
Materials for con- struction—										
Bridge work— (By State Rail- ways work- ing under Company management) Tons	611	80	—	—	—	1,89,613	18,713	—	—	—
Rails, chairs and fish plates of steel or iron—										
(By State Rail- ways work- ing under Company management) (b) "	1,506	—	—	—	—	2,05,004	—	—	—	—
(By other Rail- ways or by Contractors or Merchants) "	312	—	—	—	—	46,948	—	—	—	—

(a) Separately recorded from 1927-28.
(b) Included with iron or steel from 1925-26.
(c) Shown under this head from 1927-28.
† Discontinued from 1923-29.

TRADE AT CHIEF PORT
RANGOON

(194)

No. 12—continued
IMPORTS—continued

PRINCIPAL AND OTHER ARTICLES	QUANTITY					VALUE				
	1924-25	1925-26	1926-27	1927-28	1928-29	1924-25	1925-26	1926-27	1927-28	1928-29
						R	R	R	R	R
BURMA—continued										
RANGOON—continued										
Railway Plant and Rolling Stock—contd.										
Materials for construction—contd.										
By State Railway (Burma Railway) Tons	96	..	—	83,748	..	—
Other kinds of Materials— (By State Railways Working under Company management)	1,107	1,056	2,290	386	—	4,89,576	2,91,734	3,66,246	1,33,601	—
(By other Railways or by Contractors or by Merchants)	16	8	..	17	—	11,935	4,428	..	6,431	—
Total of Railway Plant, etc.	—	—	—	—	—	19,94,467	19,63,376	30,10,993	35,10,554	—
Rubber—										
Raw lbs.	151	683	361	491
Manufactures—										
Pneumatic motor covers No.	16,082	23,132	37,609	45,119	49,109	6,60,846	8,23,943	12,14,069	14,21,460	17,58,501
Pneumatic motor tubes "	15,042	24,248	34,572	41,912	43,677	1,19,010	2,42,569	2,32,341	2,65,174	3,10,008
Pneumatic motor cycle covers "	1,324	772	1,512	1,025	928	83,909	15,747	36,451	15,335	15,643
Pneumatic motor cycle tubes "	822	951	2,750	2,072	1,184	4,620	2,931	7,256	31,823	3,552
Pneumatic cycle covers "	18,779	20,238	23,374	37,707	33,145	74,432	73,448	68,317	93,601	75,709
Pneumatic cycle tubes "	21,203	20,971	26,103	34,751	42,376	83,687	25,358	23,930	36,680	44,659
Solid rubber tyres for motor vehicles "	3,366	3,978	1,292	1,423	904	1,24,508	1,77,736	1,15,006	1,15,665	63,930
Other manufactures (except apparel and boots and shoes) Value	—	—	—	—	—	3,60,779	3,40,663	2,85,468	2,94,762	3,35,317
Total of Rubber	—	—	—	—	—	14,91,791	17,02,425	19,87,838	22,74,860	26,09,310
Salt Tons	88,338	78,129	78,953	99,046	80,334	24,47,991	20,38,577	22,43,716	26,66,246	20,26,983
Seeds—										
Oil seeds—										
Essential Tons	40	19,112	..
Non-essential—Groundnuts Tons	..	40	18	46	..	15	6,857	4,332	11,416	..
Sesamum (oil or linseed) "	2	..	338	34	4	1,166	78	94,654	10,280	1,227
Others "	..	12	14	..	30	48	7,359	7,362	..	6,603
Other than oil seeds "	43	89	66	92	124	24,302	17,609	34,956	49,236	56,235
Total of Seeds	45	141	436	212	158	25,531	30,893	1,41,304	90,044	64,125
Smokers' requisites (excluding tobacco)										
Soap—										
Household and laundry soap in bars or tablets Cwts.	90,937	100,829	98,826	109,396	87,519	27,86,265	31,52,936	30,13,529	34,38,772	27,53,334
Toilet soap "	2,031	2,492	2,970	2,728	2,343	3,26,072	2,83,659	2,97,187	3,06,134	2,92,063
Other sorts "	790	1,394	2,262	3,328	4,665	21,055	51,577	34,016	1,51,067	1,75,186
Total of Soap	94,758	104,715	104,058	115,452	94,527	31,33,392	34,88,172	33,44,732	38,95,973	32,20,583

† Discontinued from 1928-29.

No. 12—continued
IMPORTS—continued

PRINCIPAL AND OTHER ARTICLES	QUANTITY					VALUE				
	1924-25	1925-26	1926-27	1927-28	1928-29	1924-25	1925-26	1926-27	1927-28	1928-29
BURMA—continued										
RANGOON—continued										
Spices—										
Betelnuts . . . Cwts.	46,061	72,400	64,026	45,076	62,244	7,70,207	13,49,890	15,31,410	9,00,690	10,41,835
Cloves . . . "	858	499	..	579	2	39,003	34,065
Nutmegs . . . "	1,202	1,109	1,316	1,148	1,208	31,570	45,632	58,652	56,719	50,957
Pepper . . . "	260	415	506	540	658	10,237	16,662	21,181	42,168	52,762
Other sorts . . . "	280	331	42	720	1,105	18,545	26,006	24,013	41,048	44,261
Total of Spices . . . "	48,708	74,315	66,690	48,927	65,769	8,30,559	14,38,789	14,35,468	11,89,523	12,28,420
Starch and Farina—										
Starch . . . Cwts.	520	434	229	651		11,070	8,295	3,712	11,470	
Farina and potato flour . . . "	159	656	600	422	1,834	2,373	8,541	8,229	5,826	24,787
Total of Starch and Farina . . . "	679	1,090	919	1,073	1,834	14,043	16,836	11,941	17,296	24,787
Stationery (excluding paper)—										
Pencils (excluding slate pencils) Dozens	406,284	295,802	249,443	398,843	395,210	1,03,808	1,08,071	92,548	1,57,485	1,31,488
Other sorts . . . Value	—	—	—	—	—	4,80,240	6,21,257	7,15,929	7,22,690	8,36,208
Total of Stationery . . . "	—	—	—	—	—	6,44,108	7,29,328	8,08,477	8,80,375	9,67,761
Stone and Marble—										
Stone and marble . . . Tons	228	624	897	619	256	35,441	70,097	55,929	66,188	50,757
Articles of stone and marble . . . "	86	165	301	280	352	16,934	18,431	90,215	47,987	32,489
Total of Stone and Marble . . . "	294	689	1,198	849	608	52,375	88,528	1,46,144	1,14,075	83,196
Sugar—										
Sugar, 16 Dutch Standard and above . . . Tons	24,686	33,760	38,175	46,051	40,465	81,86,851	75,64,809	91,15,537	94,57,290	78,30,890
Sugar, 15 Dutch Standard and below . . . "	3	50	856	..
Molasses . . . "	1,231	850	870	829	637	75,598	51,382	56,326	49,924	29,747
Confectionery (a) . . . "	103	232	215	—	—	2,68,308	3,02,442	3,72,102	—	—
Saccharin (b) . . . Lbs.	..	22	203	—	—	..	689	987	—	—
Beet Sugar . . . Tons	197	107	605	..	150	50,282	67,913	1,47,164	..	38,701
Total of Sugar . . . "	26,217	35,089	39,871	46,883	41,152	86,81,034	79,87,235	96,90,166	95,08,070	78,93,888
Tallow and Stearine—										
Grease . . . Cwts.	389	39	862	211	4	14,085	928	30,721	7,823	340
Others . . . "	4,673	3,815	6,530	2,193	5,559	1,83,434	1,56,766	2,34,351	87,347	1,94,988
Total of Tallow and Stearine . . . "	5,062	3,854	7,392	2,404	5,563	1,97,519	1,57,694	2,65,072	95,170	1,95,328
Tea—										
Black . . . Lbs.	246,657	227,928	281,395	238,797	360,895	2,21,517	1,92,427	2,19,564	1,73,706	2,70,898
Green . . . "	13,143	8,866	3,649	7,064	16,830	12,784	8,789	4,413	8,359	19,795
Total of Tea . . . "	259,800	236,794	285,044	245,861	377,725	2,34,271	2,01,106	2,23,977	1,82,065	2,90,693
Telephones, materials for construction and accessories (excluding electrical) . . . Value										
	—	—	—	—	—	3,798	3,066	..	2,985	63,998

(a) Transferred to "Provisions, etc." from 1927-28.
(b) " " " " " " " " " " " "

TRADE AT CHIEF PORT
RANGOON

(196)

No. 12—continued
IMPORTS—continued

PRINCIPAL AND OTHER ARTICLES	QUANTITY					VALUE				
	1924-25	1925-26	1926-27	1927-28	1928-29	1924-25	1925-26	1926-27	1927-28	1928-29
BURMA—continued										
RANGOON—continued										
Textiles—										
Cotton—										
Raw . . . Tons	..	11	7	3,625	24	35	..
Waste . . Cwts.	674	221	123	..	2	17,512	3,321	3,192	6	208
Twist and Yarn—										
Grey unbleached Nos. 1 to 10 . . . Lbs.	2,800	1,667
Grey Nos. 16 to 20 ..	346,800	412,800	65,000	70,000	7,200	3,86,581	3,71,047	46,535	46,030	5,485
.. " 21 to 25	35,200	41,215
.. " 26 to 30 ..	4,000	2,000	6,096	2,286
.. " 31 to 40 ..	66,700	87,396	42,200	91,600	42,000	1,21,877	1,19,208	51,716	96,406	46,618
.. " 41 to 50 ..	145,600	170,000	189,600	..	10,000	2,39,523	2,18,676	1,98,210	..	13,562
.. " 51 to 60	2,000	3,012
Twofolds (doubles) ..	701,606	785,000	802,000	371,947	404,321	11,34,274	10,38,548	8,45,650	3,76,448	5,20,153
White (bleached)—										
Nos. 1 to 30 ..	183,795	47,600	136,637	4,05,126	85,047	1,82,239
.. " 31 to 40	2,000	2,052
White bleached two fold (doubles)	97,585	110,557	1,25,278	1,59,903
Coloured—										
Nos. 1 to 20 ..	282,075	498,625	249,480	380,600	198,146	5,67,535	7,87,507	3,65,073	5,26,536	2,51,712
.. " 21 to 25 ..	302,595	369,708	344,215	232,245	220,395	5,58,888	6,60,048	4,52,394	2,86,973	2,84,332
.. " 26 to 30 ..	3,000	1,000	12,030	5,381	1,383	16,182
.. " 31 to 40 ..	11,800	..	48,080	2,000	2,800	24,428	..	67,864	2,350	2,651
.. " 41 to 50 ..	19,800	22,000	83,347	42,119	31,000	78,835
Above No. 50 ..	8,060	..	6,200	17,283	..	18,857	..	10,495	23,507	..
Two folds (doubles) ..	211,517	443,665	154,600	289,885	211,334	4,84,326	3,35,532	2,60,772	4,38,441	3,35,363
Mercerised Cotton Yarn ..	209	..	1,500	..	10,800	850	..	3,222	..	26,549
Unspecified descriptions of Twist and Yarn ..	2,188	319	12,150	4,443	1,499	14,040
Total of Twist and Yarn ..	2,294,685	2,876,313	2,180,439	1,532,145	1,221,543	40,00,304	47,92,946	25,94,898	19,21,969	16,51,692
Manufactures—										
Blankets . . . Lbs.	1,659,471	2,264,504	2,560,550	2,052,592	1,485,420	16,43,093	23,94,848	23,14,565	17,83,535	14,10,394
Canvas Handkerchiefs and Shawls in the piece—										
Handkerchiefs No.	307,054	397,080	1,216,338	1,476,637	1,680,728	68,100	39,570	1,27,791	1,74,624	1,55,085
Shawls ..	55,880	90,750	41,977	10,896	18,964	54,687	1,33,091	70,942	19,490	30,007
Hosiery—										
Stockings and socks Dozen pairs	53,223	50,646	65,376	69,025	71,334	1,24,682	1,30,581	1,55,769	1,49,497	1,50,674
Underwear (a)	402,261	471,154	484,300	492,022	17,79,434	22,14,036	24,79,600	21,55,657	22,94,160
Others . . Value	69,425	99,394	71,624	50,107	38,367
Lace and patent net . . . Yds.	196,592	136,459	207,005	530,531	245,796	1,14,210	1,18,619	1,11,813	1,67,302	1,59,494
Piece-goods—										
Grey unbleached—										
Plain Grey—										
Dhutis, Saris and Scarves. ..	9,014	507,374	408,945	110,500	156,212	3,160	1,44,949	1,08,584	25,554	47,896
Drills and Jeans ..	1,080,790	1,121,439	807,446	368,427	656,200	3,74,858	3,86,844	2,05,892	90,466	1,87,595
Jaconets including Madapolams, Mulls and Cambrics ..	16,140	50,643	81,528	31,114	..	5,289	13,164	24,898	3,360	..
Longcloth and Shirtings ..	5,852,150	3,891,945	9,607,999	11,250,048	13,634,106	24,58,110	30,83,577	25,62,071	27,60,600	34,43,302
Sheetings ..	5,176,291	4,616,875	5,185,333	3,721,950	1,568,183	18,65,581	14,66,855	12,98,344	8,21,638	3,72,895
T-cloth and domestics ..	8,400	72,000	12,168	4,436	23,396	4,093
Unspecified descriptions ..	56,286	23,674	166,076	8,538	..	23,308	12,747	45,147	4,395	..
Total of Plain Grey ..	12,199,970	15,344,005	19,947,327	15,485,577	16,046,874	47,40,236	51,31,522	42,44,846	37,11,508	40,55,681

(a) Quantity in " Dozen Pairs " separately recorded from 1925-26.

No. 12—continued
IMPORTS—continued

PRINCIPAL AND OTHER ARTICLES	QUANTITY					VALUE				
	1924-25	1925-26	1926-27	1927-28	1928-29	1924-25	1925-26	1926-27	1927-28	1928-29
BURMA—continued						R	R	R	R	R
RANGOON—continued										
Textiles—continued										
Cotton—continued										
Manufactures—contd.										
Piece-goods—continued										
Grey (unbleached)—contd.										
Bordered										
Grey—										
Dhutis,										
Sarries, and										
Scarves . Yds.	901,722	432,383	1,049,967	1,383,149	1,207,572	2,72,828	1,26,043	2,52,585	3,09,199	3,11,051
Longcloth and										
Shirting ..	85,326	25,325	5,702	81,786	6,717	1,626
Unspecified										
descriptions ..	12,408	27,000	3,766	8,554
Total of Bordered										
Grey ..	999,458	484,708	1,055,669	1,383,149	1,207,572	3,14,380	1,41,314	2,54,213	3,09,199	3,11,051
Total of Grey										
(unbleached) Plain and										
Bordered ..	13,108,523	15,828,713	17,402,906	16,868,726	17,254,446	50,54,616	52,72,836	44,09,059	40,20,707	43,66,732
White (bleached)—										
Checks, Spots, and										
Stripes ..	149,468	408,058	54,902	560,717	872,602	57,541	1,61,867	15,164	2,13,799	1,16,183
Dhutis,										
Sarries, and										
Scarves ..	112,966	84,533	153,858	219,380	74,940	56,493	29,783	51,169	61,841	59,846
Drills and										
Jeans ..	966,555	930,706	449,647	768,226	872,846	5,29,829	3,94,871	2,03,623	3,13,571	3,18,153
Jaconets,										
Madapolams,										
Mulls,										
Cambrics,										
and Muslins ..	1,610,082	1,578,117	1,990,507	2,295,577	2,281,065	9,13,397	7,75,625	9,67,235	9,99,217	15,90,464
Lawns ..	7,837,822	7,213,201	12,314,650	6,675,886	6,973,348	49,56,283	41,97,662	65,00,420	35,07,391	32,32,705
Longcloth and shirt-										
ings ..	12,793,411	15,825,466	12,841,859	15,489,569	14,910,272	58,85,548	65,37,058	44,53,358	52,33,124	46,36,890
Mulls ..	5,389,128	5,720,400	6,061,045	5,718,248	5,658,130	21,67,076	21,02,195	18,86,920	16,45,302	15,45,278
Shootings ..	18,484	20,801	90,152	143,828	4,258	8,811	19,117	49,224	49,342	3,827
Twills ..	4,900,762	4,831,473	3,667,108	4,807,055	4,322,128	25,64,798	22,84,249	13,70,558	17,52,609	15,26,001
Unspecified										
descriptions ..	926,036	1,037,009	1,193,426	1,120,493	845,173	4,76,864	3,22,976	1,23,486	3,27,955	1,91,315
Total of White										
(bleached) ..	34,690,709	37,658,764	39,317,154	37,798,979	37,318,671	1,76,16,440	1,63,25,402	1,59,21,170	1,41,04,151	1,31,90,162
Coloured, printed, or										
dyed—										
Printed goods—										
Cambrics, including										
Madapolams,										
Muslins, Mulls										
and Jaconets ..	1,773,441	660,387	783,551	2,398,068	2,059,356	7,64,929	2,27,646	2,57,678	7,06,175	7,19,986
Checks, Spots and										
Stripes ..	542,434	531,187	251,469	526,770	608,278	1,99,806	2,34,662	1,64,224	2,25,478	3,25,415
Dhutis	260,857	2,436,513	364,678	29,712	..	3,01,895	14,22,140	1,91,754	6,690
Drills and jeans ..	73,280	110,320	1,167,265	2,499,619	4,374,053	25,699	51,061	4,03,219	7,46,078	11,84,203
Flannel and Flannel-										
ettes ..	352,133	982,160	849,240	1,087,522	1,004,159	1,47,559	3,51,008	2,76,131	3,69,282	3,86,387
Lungis ..	5,399,077	5,183,720	4,686,776	4,951,000	6,059,767	29,43,735	29,51,965	22,20,295	20,60,472	27,66,319
Prints and Chintz ..	4,526,219	4,004,918	1,442,581	1,016,439	3,095,519	19,03,543	13,31,013	5,61,193	4,32,557	12,18,334
Sarries and Scarves ..	203,204	222,737	136,967	330,843	293,921	1,13,136	1,05,242	60,307	1,48,949	1,24,576
Sateens (a)	147,128	539,111	1,070,123	543,327	..	90,376	2,98,095	6,80,497	3,34,495
Shirtings ..	1,302,600	1,747,623	2,134,332	3,058,206	2,914,862	6,01,606	5,94,790	8,22,337	8,81,913	9,56,215
Twills										
Woven Lungis and										
Sarongs ..	4,815,007	3,633,211	4,049,716	5,903,455	3,272,408	34,45,853	26,96,401	22,30,234	33,04,594	44,07,370
Unspecified										
descriptions ..	2,966,313	905,194	1,504,083	2,553,373	1,276,541	16,16,353	4,79,266	8,17,660	10,28,478	3,91,711
Total Printed										
goods ..	21,608,740	18,456,973	20,055,113	25,912,416	30,732,465	1,18,33,297	94,25,573	95,69,679	1,09,24,031	1,29,02,876

(a) Separately recorded from 1925-26.

TRADE AT CHIEF PORT
RANGOON

(198)

No. 12—continued
IMPORTS—continued

PRINCIPAL AND OTHER ARTICLES	QUANTITY					VALUE					
	1924-25	1925-26	1926-27	1927-28	1928-29	1924-25	1925-26	1926-27	1927-28	1928-29	
BURMA—continued RANGOON—continued Textiles—continued Cotton manufactures— continued Piece-goods—continued Coloured, printed, or dyed —continued Dyed goods— Cambrics, includ- ing Madapolams, Muslins, Mulls, and Jaconets . Yds.	200,616	345,901	220,865	1,208,686	803,081	1,04,627	1,95,371	1,16,478	5,30,954	3,42,739	
Checks, Spots and Stripes	652,207	1,013,640	2,320,248	3,378,714	3,782,714	2,60,944	7,06,384	11,36,427	15,17,005	19,20,383	
Dhuti	14,543	49,043	47,241	84,980	12,610	6,241	10,424	13,546	20,850	2,601	
Drills and Jeans	455,327	615,767	2,749,947	7,424,472	3,381,890	1,99,197	2,42,071	8,86,325	23,62,136	11,37,431	
Flannel and Flan- nelles	789,349	1,257,790	2,265,172	2,403,261	551,564	3,19,354	4,16,935	5,81,033	6,32,167	1,66,756	
Italian cloth and Sateen (a)	—	632,088	937,723	1,038,333	563,017	—	4,05,041	5,44,075	5,97,842	3,45,334	
Lungs	97,220	57,384	23,060	50,305	47,532	60,466	33,158	9,935	31,089	27,149	
Prints and Chintz	353,889	1,438,901	1,420,833	1,380,577	1,182,522	1,71,697	4,89,144	4,85,824	4,02,426	3,17,139	
Shirtings	3,782,312	4,861,004	10,903,854	6,289,093	8,038,048	16,62,604	20,10,223	30,64,574	19,54,420	24,45,080	
Twills	383,827	575,426	630,247	603,176	606,945	2,70,359	3,38,048	2,45,469	3,43,652	3,17,669	
Woven Lungis and Sarongs	46,884	15,465	71,459	459,530	215,811	39,704	14,260	38,933	2,55,801	1,13,282	
Unspecified des- criptions	11,326,778	11,723,358	12,632,349	13,414,703	7,196,197	69,53,861	52,27,706	46,25,537	44,67,893	24,94,103	
Total of Dyed goods	18,107,952	22,635,742	34,288,853	37,771,385	26,381,911	1,00,48,994	1,01,87,745	1,26,48,206	1,31,16,235	96,31,458	
Woven coloured goods— Cambrics, including Madapolams, Muslins, etc.	13,259	47,532	15,968	3,362	7,678	10,614	22,974	8,815	2,576	5,655	
Coatings, trouser- ings including Cashmeres, etc. (a)	—	168,551	486,681	637,285	780,242	—	1,69,250	3,73,659	4,37,934	4,52,418	
Checks, Spots, and Stripes	827,703	447,479	628,103	203,082	257,072	3,47,504	2,04,034	2,34,149	84,528	1,37,640	
Drills and Jeans	64,924	524,358	1,307,556	2,393,050	588,350	22,421	1,61,676	3,21,702	4,98,101	1,39,815	
Flannel and Flan- nelles	4,700	165,265	23,373	41,023	20,748	1,352	57,362	9,667	30,124	17,755	
Prints and Chintz	39,261	268,771	19,066	1,12,460	
Shirtings	10,894,310	13,946,317	10,065,040	5,577,608	6,004,236	36,30,304	40,65,124	23,00,332	12,29,698	13,74,573	
Twills	26,790	27,500	480,600	241,848	161,001	43,367	8,847	1,07,995	78,774	35,377	
Lungs	2,586,916	5,524,037	6,915,785	3,861,114	49,618	17,58,137	34,73,000	38,64,602	10,84,956	20,162	
Velvet and velvet- ens (a)	—	19,913	228,635	311,841	312,940	—	23,244	2,21,938	2,54,151	3,14,148	
Unspecified des- criptions	1,031,807	2,006,121	497,307	695,633	550,948	6,79,583	9,18,307	2,73,487	1,91,344	1,68,300	
Total of Woven coloured goods	15,609,670	23,145,874	20,649,103	14,020,896	8,752,833	65,12,898	92,16,478	77,71,256	47,87,236	26,65,843	
Total of Woven coloured, printed or dyed	55,326,362	64,238,569	74,993,089	77,710,697	65,867,209	2,83,95,189	2,88,29,706	2,99,89,141	2,88,27,532	2,52,00,177	
Fents of all descrip- tions	5,955	2,236	3,910	53,015	33,567	1,587	903	2,431	29,517	17,353	
Total of Piece- goods	103,221,549	117,723,852	131,717,129	182,431,417	120,473,893	5,10,67,832	5,69,28,937	5,04,11,841	4,60,81,907	4,27,74,429	
Thread, sewing Other sorts of manufactures— Total value of Cotton goods (excluding Raw, Waste, and Twist and Yarn)	Lbs. Value	278,148 —	425,447 —	415,858 —	459,203 —	301,430 —	15,02,536 11,88,667	21,05,767 5,41,375	18,91,333 6,19,149	10,00,490 5,42,466	14,48,806 6,70,959
Raw Twist and yarn Manufactures— Canvas	Lbs. Yds.	.. 144,679	270 91,392	.. 115,432	.. 132,478	.. 138,381	.. 1,81,151	1,343 95,473	.. 1,24,808	.. 1,58,945	.. 1,36,766
Thread, sewing Other sorts	Lbs. Value	5,411 —	14,905 —	11,063 —	14,576 —	12,167 —	12,407 71,373	20,805 68,225	17,508 26,717	22,372 88,553	35,041 79,330
Total of Flax (including Twist and Yarn)	Value	—	—	—	—	—	2,65,021	1,86,838	1,69,033	2,69,870	2,51,187
Haberdabery and Millinery— Lace and embroidery	Value	—	—	—	—	—	3,73,674	4,11,944	7,03,564	7,85,491	4,45,951
Towels not in the piece Others	No. Value	1,138,472 —	2,646,174 —	1,778,694 —	3,370,561 —	2,475,639 —	5,76,299 4,26,973	12,70,080 5,89,518	6,48,002 7,64,317	13,14,742 10,02,906	8,05,536 7,68,196
Total of Haberdabery, etc.	Value	—	—	—	—	—	13,76,946	22,71,542	21,20,333	30,53,139	20,19,732

(a) Separately recorded from 1925-26.

No. 12—continued
IMPORTS—continued

PRINCIPAL AND OTHER ARTICLES	QUANTITY					VALUE				
	1924-25	1925-26	1926-27	1927-28	1928-29	1924-25	1925-26	1926-27	1927-28	1928-29
BURMA—continued						R	R	R	R	R
RANGOON—continued										
Textiles—continued										
Hemp—										
Raw . . . Cwts.	310	286	631	1,337	621	10,299	8,024	10,414	42,476	21,136
Manufactures (excluding cordage) . . . Value	—	—	—	—	—	1,16,308	55,833	64,951	72,182	1,00,376
Total of Hemp, raw, and manufactures . . .	—	—	—	—	—	1,25,607	63,907	64,365	1,14,658	1,21,512
Jute—										
Twist and yarn . . . Lbs.	2,439	720	4,304	2,711	1,239	883	268	3,227	957	330
Manufactures—										
Canvas . . . Yds.	167,498	182,547	1,82,706	85,508	78,716	84,516	83,257	1,01,814	39,088	29,669
Gunny bags . . . No.	181,655	376,741	525	58,376	131,055	69,367	1,22,160	74	18,147	35,660
Rope and twine . . . Cwts.	44	148	242	126	148	3,749	9,329	24,615	7,502	11,765
Other kinds . . . Value	—	—	—	—	—	53,802	48,371	61,243	33,323	36,728
Total of Jute manufactures (including twist and yarn) . . .	—	—	—	—	—	2,12,307	2,63,385	1,90,973	99,019	1,14,168
Silk—										
Raw . . . Lbs.	29,581	69,446	103,084	102,322	46,370	2,92,332	6,12,188	8,30,864	6,12,776	2,79,604
Waste . . . "	8,600	1,925	..
Silk yarn, nolls, and warps . . . "	30	3,338	1,131	62	..	963	5,782	2,165	477	..
Manufactures—										
Goods of silk mixed with other materials . . . Yds.	185,543	127,062	198,948	231,291	275,104	2,76,872	2,47,012	2,86,190	3,82,482	4,52,230
Silk piece-goods . . . "	4,009,108	2,672,063	3,671,034	3,823,287	3,644,755	44,21,300	34,84,508	50,31,797	49,07,561	36,59,682
Other sorts . . . Lbs.	4,532	5,069	2,836	8,082	7,010	77,845	80,982	42,424	1,03,585	1,33,075
Total of Silk, raw and manufactures . . . Value	—	—	—	—	—	50,63,832	44,37,017	61,93,410	60,98,726	45,24,541
Wool—										
Raw . . . Lbs.	..	120	2,801	12,107	648	11,419	49,092	..
Yarn and knitting wool . . . "	79,778	98,442	76,256	97,326	61,724	3,85,840	3,97,311	2,95,828	3,40,262	2,15,063
Manufactures—										
Blankets . . . "	76,489	116,601	204,599	711,680	379,746	98,173	1,34,888	1,77,589	8,76,145	4,61,450
Carpets and rugs . . . "	224,852	467,518	651,274	198,984	64,662	5,11,486	8,71,529	10,93,987	4,46,230	2,01,827
Hosiery . . . "	32,797	57,437	87,401	44,167	60,757	1,87,451	3,90,892	4,35,317	2,44,959	3,19,314
Piece-goods . . . Yds.	1,936,680	3,516,401	3,182,719	3,042,128	876,590	44,95,280	64,38,811	51,71,013	50,58,039	19,16,032
Shawls . . . No.	57,909	141,746	406,976	486,766	368,269	1,48,161	3,61,000	9,73,548	11,16,166	7,17,214
Other sorts . . . Lbs.	83,439	61,047	105,540	66,883	94,475	1,03,847	78,795	1,20,464	92,934	67,640
Total of Wool, raw and manufactures . . . Value	—	—	—	—	—	59,30,246	86,73,883	82,49,165	91,23,830	38,97,540
Artificial Silk—										
Artificial silk yarn . . . Lbs.	1,300	58,411	26,087	87,072	180,945	4,248	57,675	43,341	1,59,869	2,74,336
Piece-goods of cotton and artificial silk . . . Yds.	1,506,745	1,741,851	3,325,123	7,353,668	3,219,344	12,22,249	14,47,489	22,52,502	49,41,655	23,51,029
Other sorts . . . Value	—	—	—	—	—	1,56,222	1,31,060	87,074	2,64,748	1,67,713
Total of Artificial Silk . . .	—	—	—	—	—	13,82,719	16,36,224	23,83,817	53,68,262	27,93,078
Other Textiles—										
Raw . . . Cwts.	28
Manufactured . . . Value	—	—	—	—	—	12,722	12,708	5,128	34,354	1,50,158
Total of Other textiles . . .	—	—	—	—	—	12,750	12,708	5,123	34,354	1,50,158
Tobacco—										
Manufactured—										
Cigarettes . . . Lbs.	617,813	804,889	949,532	1,242,233	960,915	20,01,561	22,68,070	38,77,161	50,70,368	9,09,651
Tobacco for pipes and cigarettes . . . "	36,592	31,312	30,548	12,108	29,237	1,94,116	1,72,780	1,63,265	2,02,847	1,58,659
Other sorts . . . "	944	5,210	2,593	13,786	1,374	5,178	32,043	13,161	71,550	4,943
Total of Tobacco . . .	655,349	841,411	982,673	1,268,127	991,576	28,00,855	24,72,892	40,53,587	53,44,765	40,73,253

TRADE AT CHIEF PORT
RANGOON

(200)

No. 12—continued
IMPORTS—continued

PRINCIPAL AND OTHER ARTICLES	QUANTITY					VALUE				
	1924-25	1925-26	1926-27	1927-28	1928-29	1924-25	1925-26	1926-27	1927-28	1928-29
BURMA—continued						R	R	R	R	R
RANGOON—continued										
Toilet requisites (not specified elsewhere) Value	—	—	—	—	—	6,44,732	8,33,062	8,43,081	10,46,925	10,83,999
Toys and requisites for games and sports, excluding fishing tackle—										
Toys	—	—	—	—	—	3,13,364	2,62,002	2,81,204	2,80,550	2,66,912
Requisites for games and sports, excluding firearms, etc.—										
Playing cards	—	—	—	—	—	1,24,736	1,45,247	1,77,533	2,00,973	2,21,146
Other sorts	—	—	—	—	—	94,163	1,33,283	1,10,465	1,59,971	1,73,202
Total of Toys, etc.	—	—	—	—	—	5,32,263	5,46,537	5,69,202	6,41,500	6,61,350
Umbrellas and umbrella fittings—										
Umbrellas, complete, including parasols and sunshades	No. 110,303	110,597	71,463	155,809	70,106	3,26,163	3,32,202	2,24,252	3,17,613	2,42,337
Umbrella fittings	Value	—	—	—	—	6,36,858	7,83,106	8,43,651	10,05,643	7,39,576
Total of Umbrellas, etc.	—	—	—	—	—	9,65,021	11,15,404	10,67,903	13,23,256	9,81,913
Vehicles, excluding locomotives, etc., for Railways—										
Carriages and carts not mechanically propelled and parts thereof (excluding railway carriages, trucks, etc.)—										
Carriages and carts not mechanically propelled and parts thereof (excluding railway carriages, trucks, etc.)	No. 3,792	1,724	3,179	2,439	2,870	7,43,250	4,40,786	4,90,423	3,52,800	3,97,317
Parts of carriages and carts (excluding rubber tyres)	Value	—	—	—	—	2,66,407	1,03,104	1,08,315	1,05,321	97,683
Perambulators and children's go-carts	No. 576	759	591	346	793	15,208	17,532	14,915	9,430	16,845
Parts of perambulators, and children's go-carts	Value	—	—	—	—	68	912	1,133	1,773	100
Cycles (other than motorcycles) and parts thereof and accessories—										
Cycles imported entire or in sections	No. 3,724	7,325	7,517	8,883	9,033	2,13,492	3,43,462	3,09,229	3,67,853	3,97,164
Parts of cycles and accessories (excluding rubber tyres)	Value	—	—	—	—	1,62,733	2,83,587	2,37,345	2,64,032	2,80,366
Mechanically propelled vehicles (excluding railway locomotives and tractors)—										
Aircraft	No.	1	4,000
Parts of Aircraft	Value	—	—	—	—	14,310	7,001	3,604	2,226	1,015
Motor cars (including Taxi cabs)	No. 1,010	1,423	1,660	1,452	1,706	21,54,842	28,18,032	31,56,687	29,74,739	34,55,973
Motor cycles (including Scooters)	" 137	201	184	203	100	1,05,472	1,14,074	1,02,850	1,20,020	55,223
Motor omnibuses, (motor vans and motor lorries) imported with bodies	" 159	36	77	90	56	2,82,426	1,36,312	3,19,061	3,01,508	2,34,530
Chassis	" ..	622	810	1,195	1,632	..	8,71,789	16,78,909	20,37,412	27,32,059
Carriages and parts for Railways*	Value	—	—	—	—	—	—	—	—	3,69,551
Wagons and parts for railways*	"	—	—	—	—	—	—	—	—	6,04,952
Parts of mechanically propelled vehicles and accessories other than of aircraft excluding rubber tyres)	"	—	—	—	—	—	—	—	—	—
Ships, parts of (including launches and boats)	"	—	—	—	—	5,42,013	6,37,700	9,61,060	9,92,860	11,25,242
Total of Vehicles, etc.	"	—	—	—	—	9,73,351	1,66,637	11,892	93,716	7,96,348
						54,73,922	59,41,613	75,99,482	76,23,580	1,05,95,072

* Recorded under " Railway plant, etc." prior to 1928-29.

No. 12—continued
IMPORTS—continued

PRINCIPAL AND OTHER ARTICLES	QUANTITY					VALUE				
	1924-25	1925-26	1926-27	1927-28	1928-29	1924-25	1925-26	1926-27	1927-28	1928-29
BURMA—continued						R	R	R	R	R
RANGOON—continued										
Wax of all kinds . Owt.	783	595	1,138	788	594	21,555	13,744	23,680	15,237	9,957
Wood and Timber— Timber, other than railway sleepers—										
Teakwood . Cubic Tons	1	128
Other timber . "	1,806	1,57,391
Wood—										
Deal and pine wood . "	5	1,765	2,872	2,200	72	530	1,55,550	2,60,101	2,00,713	9,068
Firwood . Tons	30	..
Ornamental wood— Sandal . "	171	70	70	85	79	39,149	35,258	29,541	37,969	32,052
Other kinds . Value	—	—	—	—	..	650	3,67,788	1,55,457	1,35,725	1,25,336
Manufactures of wood, other than furniture and cabinet ware . "	—	—	—	—	..	5,08,783	1,44,946	1,46,875	1,43,312	3,57,306
Total of Wood and Tim- ber . "	—	—	—	—	..	7,03,533	7,03,539	5,92,108	5,77,740	5,24,662
Articles imported by post . "	—	—	—	—	..	10,75,402	22,22,643	30,10,649	32,19,829	25,00,889
All other articles of merchandise—										
Unmanufactured . "	—	—	—	—	..	26,414	42,409	58,030	49,685	58,009
Manufactured . "	—	—	—	—	..	1,65,848	2,76,176	2,64,618	2,58,700	3,34,742
GRAND TOTAL . "	—	—	—	—	..	20,76,86,855	22,50,75,491	23,17,53,041	25,30,65,301	20,72,66,857

GOVERNMENT STORES

PRINCIPAL AND OTHER ARTICLES	QUANTITY					VALUE				
	1924-25	1925-26	1926-27	1927-28	1928-29	1924-25	1925-26	1926-27	1927-28	1928-29
						R	R	R	R	R
Apparel (including drapery) . Value	—	—	—	—	—	12,155	14,057	2,522	11,533	32,615
Arms, Ammuni- tion, and Milt- itary Stores—										
Firearms, and parts thereof . "	—	—	—	—	—	2,293	33,528	58,437	64,091	37,233
Other sorts . "	—	—	—	—	—	10,209	3,038	8,721	21,748	7,823
Building and Eng- neering materials, other than of iron, steel or wood—										
Cement . Tons	3,533	3,167	5,863	9,013	10,078	1,66,130	2,35,519	2,91,924	4,10,540	4,80,582
Other sorts (in- cluding pipes of earthen- ware) . Value	—	—	—	—	—	41,659	3,767	8,569	500	4,099
Chemicals . "	—	—	—	—	—	25,866	12,245	21,045	44,208	55,386
Coal and Coke . Tons	6,732	3,543	50	..	49	1,83,763	88,577	2,444	..	1,823
Drugs, medicines, and narcotics . Value	—	—	—	—	—	14,189	1,43,564	35,524	28,072	31,828
Glass and glass- ware . "	—	—	—	—	—	12,529	38,082	12,026	16,791	17,620
Hardware and cutlery, includ- ing agricultural implements and plated ware . "	—	—	—	—	—	1,09,143	69,103	1,30,103	1,05,580	1,47,074
Instruments, appa- ratus, and ap- pliances, and parts thereof . "	—	—	—	—	—	1,19,631	2,53,504	2,61,507	2,03,142	1,09,375
Machinery and mill- work—										
Steam engines and parts (other than locomotives) . "	—	—	—	—	—	..	1,25,256	1,62,003	4,44,585	2,38,660
Other sorts of machinery . "	—	—	—	—	—	1,23,308	1,53,941	1,47,842	3,15,143	2,07,362

TRADE AT CHIEF PORT
RANGOON

(202)

No. 12—continued
IMPORTS—concluded

GOVERNMENT STORES—continued

PRINCIPAL AND OTHER ARTICLES	QUANTITY					VALUE				
	1924-25	1925-26	1926-27	1927-28	1928-29	1924-25	1925-26	1926-27	1927-28	1928-29
BURMA—continued						R	R	R	R	R
RANGOON—continued										
Metals and ores—										
Iron— Fig. Tons	87	20	75	2,710	1,502	4,810
Manufactures ..	72	48	68	141	100	19,024	6,105	12,468	20,286	19,248
Iron or steel—										
Anchors and cables ..	60	25	26	14	80	50,427	9,984	14,463	29,802	5,439
Sheets and plates (including gal- vanized and tinned plates) ..	242	166	556	442	637	62,353	44,171	1,44,818	96,720	1,26,279
Wire ..	30	14	10	21	83	10,759	9,494	7,863	16,178	21,310
Other manufactures of iron or steel ..	3,700	572	790	2,231	935	9,97,252	1,12,633	2,00,726	6,13,433	2,78,790
Metals and ores, unenumerated . Cwts.	1,806	491	1,878	678	647	40,354	39,814	79,901	37,703	32,001
Paper and Paste-board—										
Paper—										
Writing paper and envelopes ..	263	98	22	109		13,372	8,405	1,976	10,140	
Other kinds of paper ..	739	492	340	181	611	2,78,806	1,25,032	23,610	4,830	29,624
Paste-board, Mill- board and Card- board of all kinds ..	898	333	1,026	325		7,383	2,150	5,593	4,583	
Printing and litho- graphing materials (excluding paper) . Value	—	—	—	—	—	49,144	31,866	14,910	74,885	40,594
Railway plant and Roll- ing stock—†										
Carriages and wagons and parts thereof ..	—	—	—	—	—	13,151	—	—	—	—
Stationary (ex- cluding paper) ..	—	—	—	—	—	23,958	25,635	37,538	42,037	23,961
Telegraph materials for construction of ..	—	—	—	—	—	20,619	481	603	262	7,207
Textiles—										
Flax—										
Canvas . Yds.	21,400	2,655	18,239	11,505	11,329	30,955	10,021	20,934	12,462	15,594
Other sorts . Value	—	—	—	—	—	3,128	16,082	605	78	5,182
Other textiles—Manu- factures.	—	—	—	—	—	—	—	8,304	8,063	15,823
Vehicles, excluding Loco- motives, etc., for Rail- ways—										
Ships, parts of (in- cluding launches and boats) ..	—	—	—	—	—	11,342	880	2,05,148	2,70,276	1,77,388
Other sorts ..	—	—	—	—	—	27,965	21,021	10,137	28,506	14,471
Total of Vehicles, etc. ..	—	—	—	—	—	39,307	21,901	2,15,285	2,98,782	1,91,859
All other articles—										
Unmanufactured ..	—	—	—	—	—	638	2,572	1,540	42	4,981
Manufactured ..	—	—	—	—	—	1,67,470	1,04,225	1,85,814	1,22,356	89,736
GRAND TOTAL ..	—	—	—	—	—	26,55,476	16,44,752	21,21,588	30,57,581	2,88,919

† Discontinued from 1928-29.

No. 12—continued

EXPORTS

INDIAN MERCHANDISE

PRINCIPAL AND OTHER ARTICLES	QUANTITY					VALUE				
	1924-25	1925-26	1926-27	1927-28	1928-29	1924-25	1925-26	1926-27	1927-28	1928-29
						R	R	R	R	R
Burma—continued										
Rangoon—continued										
Animals, living—										
Cattle No.	214	25,000	..
Other kinds "	48	33	18	401	18	67,062	17,627	11,680	21,276	17,750
Total "	48	33	18	705	18	67,062	17,627	11,680	46,276	17,750
Apparel (including drapery, uniforms, accoutrements, but excluding hose and boots and shoes) Value	—	—	—	—	—	8,989	51,506	8,239	29,654	13,217
Art. works of Boots and shoes Pairs	5,002	8,818	20,525	40,218	30,535	34,174 3,145	27,014 9,665	20,670 20,864	16,232 46,896	25,337 19,375
Building and Engineering Materials (other than of Iron, steel or wood) Cwts.	—	—	—	—	—	—	—	—	—	—
Candles of all kinds Lbs.	3,859,611	5,155,461	2,806,445	4,270,833	3,291,029	10,84,192	14,52,243	7,88,574	12,05,348	49,376 9,25,052
Chemicals and chemical preparations (excluding chemical manures and medicines) Value	—	—	—	—	—	—	—	—	—	—
Coffee Cwts.	68	..	527	17,070	1,832	24,381	2,110	15
Cordage and Rope of vegetable fibre (excluding jute and cotton) "	14,065	15,530	12,301	20,268	17,071	3,74,025	3,78,738	3,01,851	4,77,816	3,76,596
Drugs and Medicines (excluding chemicals, etc.) Value	—	—	—	—	—	—	—	—	—	—
Dyeing and Tanning substances—										
Cutch and gambier Cwts.	47,640	50,514	36,062	40,775	39,702	10,09,334	13,62,409	7,73,536	7,53,000	7,93,647
Other sorts "	222	16	104	1,585	1,113	7,483	825	1,467	34,616	14,765
Total of Dyeing and Tanning substances "	47,862	50,530	36,166	42,360	40,815	10,16,767	13,62,734	7,75,003	7,87,616	8,08,412
Fish (excluding canned fish)—										
Fish, dry, unsalted "	523	474	78	683	2,244	13,110	5,575	368	41,305	1,14,071
" " salted "	266	1,718	..	16	15	3,820	22,149
Fishmaws and sharkfins "	1,088	1,514	975	1,136	1,193	1,99,522	2,38,094	1,56,935	1,99,768	1,89,810
Fish, wet salted (ngapi) "	3	1	5	1	..	177	90	35	108	105
Total of Fish (excluding canned fish) "	1,614	1,989	1,058	2,086	5,155	2,12,809	2,43,774	1,57,353	2,36,002	3,26,185
Fodder, bran, and pollards (excluding oil-cake)—										
Rice bran Tons	222,483	190,509	193,080	207,089	211,408	1,10,98,177	94,04,267	78,04,082	94,26,121	1,11,61,275
Other sorts of bran and pollards "	6	..	962	15,397	910	36	..	19,830	6,45,425	39,795
Other sorts of fodder "	2,944	5,006	53	1,00,065	2,08,413	1,090
Total of Fodder, bran, and pollards (excluding oil-cake) "	222,494	190,509	196,036	227,442	212,366	1,10,98,213	94,04,267	79,24,577	1,03,30,950	1,12,01,160
Fruits and Vegetables—										
Fresh fruits and vegetables—										
Fresh fruits Value	—	—	—	—	—	549	744	5,416	5,447	3,226
Fresh vegetables of all kinds—										
Onions Cwts.	811	6,365	3,466	8,628	41,933	27,386
Other kinds Value	—	—	—	—	—	2,080	758	345	19,056	4,698
Total of Fresh vegetables of all kinds "	—	—	—	—	—	10,708	42,691	27,731	19,059	4,698
Total of Fresh Fruits and Vegetables "	—	—	—	—	—	11,257	43,485	38,141	24,506	7,964
Fruits and vegetables: dried, salted, or preserved, all sorts Tons	1,014	441	1,001	680	1,761	1,09,765	94,712	1,87,283	1,04,479	2,71,678
Total of Fruits and Vegetables Value	—	—	—	—	—	1,78,022	1,38,147	2,20,374	1,28,085	2,79,662
Furniture and Cabinet-ware "	—	—	—	—	—	14,120	23,489	18,950	13,983	11,250

No. 12—continued
EXPORTS—continued

INDIAN MERCHANDISE—continued

PRINCIPAL AND OTHER ARTICLES	QUANTITY					VALUE				
	1924-25	1925-26	1926-27	1927-28	1928-29	1924-25	1925-26	1926-27	1927-28	1928-29
BURMA—continued										
RANGOON—continued										
Grain, Pulse, and Flour—										
Jowar and bajra . Tons	738	8,920	25	--	--	72,318	3,62,425	2,483	--	--
Mais "	4,836	666	--	--	66	4,14,549	56,691	--	--	6,418
Pulse—										
Beans "	49,778	30,298	29,171	41,778	35,346	42,54,038	34,00,578	26,87,267	38,34,266	44,21,100
Gram "	1,847	1,566	1,624	8,285	2,592	1,58,399	2,06,599	2,28,905	3,88,600	8,44,830
Other sorts "	4,481	10,150	4,406	5,527	4,083	5,23,598	12,52,360	6,08,165	7,00,810	5,29,189
Total of Pulse "	55,606	42,014	35,201	50,590	41,971	49,36,035	43,59,532	35,24,337	49,23,676	52,94,619
Rice in the husk "										
	55	1,556	368	3,625	11,821	6,032	1,40,787	37,681	3,42,471	10,21,696
Rice not in the husk—										
Bolled rice "	197,648	361,426	337,265	433,849	384,218	3,22,67,708	5,59,11,270	5,46,28,917	6,61,83,236	5,57,04,008
Cleaned rice "	1,023,078	1,255,614	931,987	1,033,420	728,628	15,99,94,816	18,61,66,730	14,39,81,263	15,21,75,864	10,32,49,256
Broken cleaned rice "	98,526	94,161	40,676	30,545	25,447	1,26,47,467	1,12,39,718	49,30,220	34,91,770	29,66,901
Other sorts "	92,229	153,947	107,756	87,389	24,004	1,86,87,519	2,23,78,740	1,58,99,888	45,31,021	24,32,388
Total of Rice not in the husk "	1,411,476	1,865,048	1,417,684	1,535,203	1,217,297	21,85,97,519	27,56,96,468	21,89,40,283	22,63,81,881	16,48,82,498
Other sorts "	3	--	53	3	431	457	--	6,278	674	43,949
Total of Grain, pulse, and flour "	1,472,714	1,913,204	1,453,416	1,589,421	1,271,586	22,40,26,901	28,11,24,848	22,25,11,012	23,16,48,762	17,07,19,180
Hardware and cutlery including plated ware . Value	--	--	--	--	--	15,815	24,534	7,673	10,076	6,099
Hides and Skins, raw—										
Hides, raw—										
Buffalo hides { Tons	1,249	1,490	1,276	1,157	1,197	6,76,582	7,43,903	5,77,155	6,08,256	6,20,738
{ =No.	=63,602	=70,287	=59,558	=57,486	=57,568					
Cow hides { Tons	1,526	2,613	1,574	3,473	3,780	12,55,882	20,89,999	13,84,816	28,19,994	35,56,237
{ =No.	=342,125	=430,487	=356,417	=547,338	=639,750					
Total of Hides, raw { Tons	2,775	4,103	2,850	4,630	4,927	19,32,464	28,33,902	19,61,971	34,28,249	41,76,975
{ =No.	=405,727	=500,774	=416,975	=605,324	=697,336					
Skins, raw—										
Goat skins { Tons	23	9	2	2	28	35,732	10,537	3,187	1,875	12,765
{ =No.	=29,242	=10,068	=2,614	=2,040	=12,107					
Other skins { Tons	--	3	--	4	8	94	7,640	890	4,974	5,986
{ =No.	=231	=11,964	=191	=4,361	=3,633					
Total of Skins, raw { Tons	23	12	2	6	31	35,826	18,177	4,077	6,849	18,751
{ =No.	=29,473	=22,027	=2,805	=6,401	=15,740					
Cuttings of hides and skins (raw) . Tons	28	52	89	65	68	6,099	14,060	16,160	23,495	18,398
Total of Hides and Skins (raw) "	2,826	4,167	2,941	4,701	5,026	19,74,339	28,66,139	19,82,208	34,58,593	42,09,119

No. 12—continued
EXPORTS—continued

INDIAN MERCHANDISE—continued

PRINCIPAL AND OTHER ARTICLES	QUANTITY					VALUE				
	1924-25	1925-26	1926-27	1927-28	1928-29	1924-25	1925-26	1926-27	1927-28	1928-29
BURMA—continued RANGOON—continued						R	R	R	R	R
Jadestone . . . Cwts.	2,766	972	2,119	1,961	2,688	7,04,800	1,62,751	4,70,225	3,02,440	5,82,471
Lac—										
Seed	--	--	1,018	3,500	6,845	--	--	76,978	3,36,097	6,72,856
Stick	744	3,627	1,776	532	6,929	53,027	2,29,142	79,677	43,400	5,14,736
Other kinds (excluding lac-dye)	--	--	264	172	42	--	--	11,875	18,180	4,896
Total of Lac . . .	744	3,627	3,048	4,204	13,816	53,027	2,29,142	1,68,530	3,92,677	11,92,418
Leather—										
Hides, tanned or dressed—										
Cow hides { Tons =No.	475 =103,635	469 =71,785	510 =82,770	237 =40,957	219 =36,117	11,03,260	8,34,930	9,85,400	4,81,780	4,87,274
Skins, tanned or dressed { Tons =No.	2 =11,020	3 =12,000	2 =8,300	2 =10,250	1 =6,255	8,150	12,655	0,400	10,325	7,450
Unwrought . . . Cwts.	84	274	--	--	--	10,305	1,600	--	--	--
Manufactures (excluding boots and shoes) . . . Value	--	--	--	--	--	200	292	480	1,188	1,190
Total of Leather . .	--	--	--	--	--	11,21,915	8,49,477	9,95,280	4,93,293	4,95,914
Manures—										
Bones—										
Crushed . . . Tons	400	75	12	32	262	35,511	6,787	1,375	1,807	24,794
Uncrushed . . . "	34	44	169	93	93	11,621	2,525	13,682	5,874	6,009
Bone meal . . . "	630	1,075	480	681	404	56,360	1,00,200	41,682	65,320	1,11,552
Total of Bones . . .	1,064	1,194	661	806	759	1,03,492	1,09,512	57,239	73,001	1,42,355
Fish manures . . .	1	--	--	--	--	90	--	--	--	--
Total of Manures . .	1,065	1,194	661	806	759	1,03,582	1,09,512	57,239	73,001	1,42,355
Metals and Ores—										
Copper—										
Ores . . . Tons	--	1,006	--	--	--	--	4,52,565	--	--	8
Wrought . . . Cwts.	--	--	--	--	--	--	9	17	66	--
Others . . . "	43,577	178,539	218,146	249,700	203,802	9,80,511	40,17,153	49,03,318	52,81,056	40,76,040
Total of copper . . . Value	--	--	--	--	--	9,80,511	44,69,727	49,03,335	52,82,122	40,76,045

INDIAN MERCHANDISE—continued

PRINCIPAL AND OTHER ARTICLES	QUANTITY					VALUE				
	1924-25	1925-26	1926-27	1927-28	1928-29	1924-25	1925-26	1926-27	1927-28	1928-29
BUZMA—continued						R	R	R	R	R
RANGOON—continued										
Metals and Ores—contd.										
Iron or steel—										
Ore Tons	15	2	20	..
Old for remanufacture ..	1,968	..	1,993	2,450	337	28,539	..	43,592	53,800	7,276
Other manufactures of iron or steel	8	..	411	..	32	2,965	17,598	10,370
Total of Iron or Steel ..	1,968	..	2,001	2,450	748	28,539	47	51,559	65,418	17,646
Lead—										
Pig Cwts.	947,487	862,239	846,210	1,250,479	1,443,647	2,29,60,098	2,07,02,432	1,94,31,702	2,14,64,244	2,15,35,935
Other sorts	83,404	223,643	144,081	134,579	48,763	7,03,943	11,31,481	8,90,043	7,45,379	1,89,258
Total of Lead	1,030,891	1,085,882	990,291	1,385,058	1,492,410	2,36,64,041	2,18,33,913	2,03,21,745	2,22,09,623	2,17,25,193
Mineral—										
Ore Tons	4	41	18	10	31	11,144	76,449	23,476	23,618	64,800
Wolfram ore	25	312	1,184	1,916	11	5,442	8,33,101	21,13,500	34,44,650	20,600
Zinc or spelter, all sorts Cwts.	365,585	516,000	897,500	1,440,369	1,532,104	15,25,952	25,70,000	44,87,505	72,02,117	76,61,000
Metals, unenumerated ..	6	5	17	29,496	32,996	2,400	975	3,923	2,72,731	3,06,245
Ores, unenumerated Tons	..	186	40	18	2,595	..	1,13,979	8,025	1,650	8,54,677
Total of Metals	73,971	89,021	107,299	157,631	163,813	2,62,01,449	2,34,22,032	2,97,73,065	3,50,31,991	3,37,86,124
Total of Ores	29	1,545	1,237	1,944	2,637	16,586	9,31,109	21,50,063	34,69,938	9,40,082
Total of Metals and Ores	74,000	90,566	108,536	159,575	166,450	2,62,18,035	2,94,03,101	3,19,23,128	3,85,01,929	3,47,26,206
Oils—										
Animal Gals.	10	17
Essential—										
Citronella oil	1,136	112	5	778	1,929	27,357	2,541	378	5,155	13,911
Other sorts	2	..	11	50	..	400
Total of Oils, Essential ..	1,136	112	7	778	1,940	27,357	2,541	428	5,155	19,311
Mineral—										
Dangerous petroleum kerosine (below 76° F., (included in Benzine, bensol, petrol, and other motor spirits) ..	22,063,185	8,136,760	2,218,496	2,46,09,634	91,53,803	24,25,129
Other kinds ..	123,346	108,596	104,539	124,603	117,346	1,44,673	1,09,378	1,01,595	1,21,551	1,22,346
Total of Mineral oils ..	22,181,532	8,245,356	2,323,035	124,603	117,346	2,49,54,307	92,63,181	25,26,724	1,21,551	1,22,346
Vegetable, non-essential—										
Groundnut	923	102,159	6,960	4,339	29,989	3,634	2,36,843	14,420	9,308	59,153
Other sorts	308	1,376	508	16	200	1,204	5,627	2,278	40	500
Total of Vegetable, non-essential ..	1,231	103,535	7,468	4,355	30,189	4,738	2,92,470	16,698	9,348	59,653
Total of Oils	22,183,914	8,349,002	2,329,503	129,736	149,475	2,49,37,124	95,58,282	25,43,850	1,36,554	2,01,310
Oil-cakes—										
Cotton cake Tons	3,683	5,773	6,361	4,753	3,110	4,16,553	6,06,954	6,10,530	4,50,124	2,91,525
Groundnut cake	52,266	51,014	64,750	43,700	51,066	47,65,151	43,37,930	46,15,786	34,19,400	43,62,156
Rape and sesamum cake ..	618	42	58,104	4,773
Others	4	..	59	423	..	4,360	6
Total of Oil-cakes ..	56,572	56,833	71,111	48,517	54,176	52,39,808	49,50,085	52,26,366	39,73,874	46,53,687
Paraffin wax	23,576	33,341	34,771	46,740	46,767	1,30,00,734	1,50,69,474	1,53,48,042	2,13,05,979	2,12,47,705
Plants, living including bulbs Value	20,253	12,622	13,962	11,104
Provisions and oilman's stores—										
Ghi Cwts.	373	369	24	10	10	21,513	19,353	2,071	1,342	1,732
Other sorts of provisions ..	2,735	846	1,457	3,250	934	56,376	23,352	33,835	65,835	19,731
Total of Provisions ..	3,108	1,215	1,481	3,260	944	78,889	43,210	40,956	67,177	21,463

No. 12—continued
EXPORTS—continued

INDIAN MERCHANDISE—continued

PRINCIPAL AND OTHER ARTICLES	QUANTITY					VALUE				
	1924-25	1925-26	1926-27	1927-28	1928-29	1924-25	1925-26	1926-27	1927-28	1928-29
BURMA—continued						R	R	R	R	R
RANGOON—continued										
Railway plant and rolling-stock—										
Teak Keys . . . Tons	2,429	1,851	898	2,740	—	3,46,795	2,58,722	1,30,443	4,74,562	—
Materials for construction (including sleepers of wood) . . .	1	..	8	..	—	150	..	1,400	..	—
Total of Railway Plant, etc. . .	2,430	1,851	906	2,740	—	3,46,945	2,58,722	1,31,843	4,74,562	—
Rubber—										
Raw . . . Lbs.	3,297,030	4,042,949	4,458,728	4,795,902	4,964,494	26,78,372	56,17,580	44,96,778	44,31,041	28,80,007
Manufactures . . . Value	—	—	—	—	—	150	250	..
Total of Rubber . . .	—	—	—	—	—	26,78,372	56,17,580	44,96,928	44,31,291	28,80,077
Seeds—										
Oil-seeds—										
Essential—										
Coriander . . . Tons	475	780	172	261	165	82,068	1,24,343	52,120	1,10,281	45,762
Other sorts	15	28
Non-essential—										
Groundnuts . . .	40	278	46	..	1,198	7,599	45,412	8,884	..	1,87,741
Sesamum (til or linjil) . . .	140	236	1	16	..	24,739	69,780	520	3,896	..
Other sorts . . .	41	81	56	226	200	3,846	9,078	4,469	23,801	17,092
Other than oil-seeds . . .	182	150	200	614	365	39,663	40,072	48,726	1,60,556	1,06,228
Total of Seeds . . .	878	1,575	475	1,117	1,928	1,56,916	2,38,685	1,12,719	2,98,549	3,56,866
Shells and Cowries Cwts.	53	898	622	712	223	3,074	0,56,898	31,065	34,501	10,075
Spices—										
Chillies . . .	5,520	16,082	6,503	6,577	4,429	1,51,387	3,76,956	2,13,674	1,96,598	82,078
Other sorts . . .	74	51	32	52	179	2,533	2,350	2,529	1,755	3,611
Total of Spices . . .	5,594	16,083	6,535	6,629	4,608	1,54,020	3,79,306	2,16,203	1,98,353	84,689
Ica—black . . . lb.	..	3,488	21,658	50,818	14,456	..	3,005	12,922	23,510	15,792
Textiles—										
Cotton—										
Raw . . . Tons	12,076	15,582	12,027	11,844	8,859	1,65,16,531	1,81,45,361	1,16,61,150	1,16,32,099	88,02,169
—Bales	—67,627	—87,259	—67,200	—62,844	—49,633					
Waste . . . Cwts.	8	75	26	25
Kapok . . .	36	—	—	—	—	1,000	—	—	—	—
Manufactures—										
Piecegoods . . . Yds	3,130	30,989	8,884	4,999	7,000	2,462	26,907	5,761	4,723	4,856
Other sorts of manufactures Value	—	—	—	—	—	455	3,358	4,747	6,276	1,759
Total of Cotton raw and manufactures (including twist and yarn) . . .	—	—	—	—	—	1,65,20,623	1,81,75,662	1,16,71,713	1,16,48,093	88,08,254
Jute—										
Raw . . . Tons	..	1	161	336	182	227	163
Manufactures—										
Sacking gunny bags { Tons	75	2	8	1	41	25,706	755	14,040	500	14,689
{ —No.	—79,500	—1,050	—6,196	—1,000	—41,850					
Hessian gunny-bags { Tons	2	1,080	81
{ —No.	—2,000	—805					
Other kinds . . . Cwts.	..	1	2	4	82	600	111	24	120	3,223
Total of Jute Value	—	—	—	—	—	36,467	1,202	14,246	1,407	17,179

* Discontinued from 1928-29.

INDIAN MERCHANDISE—concluded

PRINCIPAL AND OTHER ARTICLES	QUANTITY					VALUE				
	1924-25	1925-26	1926-27	1927-28	1928-29	1924-25	1925-26	1926-27	1927-28	1928-29
BURMA—continued						R	R	R	R	R
RANGOON—continued										
Textiles—continued										
Silk—										
Raw—										
Mulberry silk (excluding tasar and other silk)—										
Raw Lbs.	..	1,066	6,846	18,000	8,058
Wild silk, tasar, munga, eria, and others—										
Chasam or waste Lbs.	11,179	13,163	10,965	17,019
Manufactures Value	—	—	—	—	—	18,864	15,072	8,080	1,400	1,206
Total of Silk, raw and manufactures	—	—	—	—	—	24,829	50,991	11,144	1,400	1,206
Wool—										
Raw Lbs.	114,023	96,820	34,449	10,693	..	51,199	41,617	7,450	12,290	..
Manufactures—										
Carpets and rugs	19,412	2,670	890	1,133	723	21,444	13,079	2,867	5,793	13,192
Manufactures Value	—	—	—	—	—	..	14,189	4,727	1,685	3,881
Total of Wool	—	—	—	—	—	72,643	68,885	15,044	19,768	7,073
Other textiles—										
Manufactured	—	—	—	—	—	3,981	1,897	1,682	1,122	1,014
Total of Textiles	—	—	—	—	—	1,66,58,443	1,82,98,617	1,17,13,829	1,16,67,380	86,34,725
Tobacco—										
Unmanufactured Lbs.	9,144,531	12,435,569	7,493,885	5,129,358	4,723,239	19,22,250	25,30,729	16,85,878	11,75,155	12,06,405
Manufactured—										
Cigars	111,457	147,992	70,636	80,710	69,771	86,522	87,455	82,237	81,280	75,067
Other sorts	75,430	46,830	160,943	124,700	80,914	43,455	20,060	78,995	68,187	48,737
Total of Tobacco	9,331,418	12,630,441	7,725,464	5,334,768	4,873,924	20,52,227	26,50,244	18,42,110	13,24,622	13,30,209
Umbrellas (including parasols and sunshades) No.	10,015	23,503	3,559	1,184	870	20,799	02,989	7,486	2,635	2,338
Wax of all kinds, other than paraffin wax (excluding candles) Cwts.	18,299	1,747	24,194	13,367	436	4,17,573	40,145	5,60,435	3,17,051	9,869
Wood and timber—										
Timber, other than railway sleepers—										
Teakwood Cubic Tons	43,151	59,539	48,935	46,663	48,035	1,06,62,704	1,58,22,929	1,29,08,609	1,30,52,071	1,35,25,476
Other timber	333	—	—	—	—	41,304	—	—	—	—
Teak keys (a)	—	—	—	—	2,665	—	—	—	—	4,89,066
Wood Value	—	—	—	—	—	738	—	—	—	—
Other kinds of Wood and timber (b)	—	—	—	—	—	—	34,452	34,838	1,26,144	56,746
Manufactures of wood, other than furniture and cabinetware	—	—	—	—	—	7,800	7,936	8,430	7,884	..
Total of Wood and Timber	—	—	—	—	—	1,07,12,546	1,58,65,317	1,29,51,877	1,31,85,099	1,40,71,287
Postal Articles	—	—	—	—	—	10,17,398	11,78,590	11,50,210	11,24,355	12,00,938
All other articles of merchandise—										
Unmanufactured	—	—	—	—	—	165,873	63,100	54,665	94,630	1,58,244
Manufactured	—	—	—	—	—	79,870	43,921	66,097	85,656	44,672
GRAND TOTAL (EXCLUSIVE OF GOVERNMENT STORES)	—	—	—	—	—	34,89,63,542	40,29,31,749	32,54,27,303	34,68,86,436	28,13,07,998

GOVERNMENT STORES

PRINCIPAL AND OTHER ARTICLES	QUANTITY					VALUE				
	1924-25	1925-26	1926-27	1927-28	1928-29	1924-25	1925-26	1926-27	1927-28	1928-29
All other articles—						R	R	R	R	R
Unmanufactured Value	—	—	—	—	—	24,76,409	1,41,780	—	5,016	612
Manufactured	—	—	—	—	—	2,668	6,904	7,800	3,722	25,283
GRAND TOTAL	—	—	—	—	—	24,79,077	1,48,684	7,800	8,738	26,895

(a) Recorded under "Railway plant, etc.," prior to 1928-29.
(b) Recorded from 1925-26.

No. 12—continued

EXPORTS—continued

FOREIGN MERCHANDISE

PRINCIPAL AND OTHER ARTICLES	QUANTITY					VALUE				
	1924-25	1925-26	1926-27	1927-28	1928-29	1924-25	1925-26	1926-27	1927-28	1928-29
BURMA—continued						R	R	R	R	R
RANGOON—continued										
Apparel (including drapery, uniforms, accoutrements, but excluding hosiery, boots and shoes and haberdashery and Millinery) . . . Value	—	—	—	—	—	40,320	38,745	64,700	49,757	97,746
Books, printed and printed matter (not being stationery) including maps and charts . . . Cwts.	582	80	102	85	99	20,208	15,949	19,711	18,591	15,896
Dyeing and tanning substances— Dyes obtained from coal tar— Aniline . . . Lbs.	36,166	30,979	19,305	17,903	200	53,169	31,447	38,885	35,978	400
Other sorts of dyeing and tanning substances . . . Cwts.	8	5	5	91	23	404	100	24	18,787	3,849
Total of dyeing and tanning substances Value	—	—	—	—	—	53,573	31,547	38,709	54,765	4,249
Hardware, excluding cutlery and electroplated ware . . . "	—	—	—	—	—	90,974	1,65,177	1,33,047	2,12,058	2,66,324
Instruments, apparatus, and appliances, and parts thereof— Electrical . . . "	—	—	—	—	—	13,587	32,803	14,177	16,377	40,859
Photographic . . . "	—	—	—	—	—	48,042	68,606	64,804	53,657	48,707
Other kinds . . . "	—	—	—	—	—	19,661	25,928	17,176	42,879	26,883
Total of Instrument, apparatus and appliances . . . "	—	—	—	—	—	81,800	1,26,837	96,157	1,12,913	1,16,440
Jewellery (excluding imitation jewellery and precious stones and pearls, unset), also plate of gold and silver— Jewellery . . . "	—	—	—	—	—	..	520	..	12,109	5,876
Plate of gold and silver . . . "	—	—	—	—	—	28,628	12,286	30,993	8,401	6,667
Total of Jewellery (excluding imitation jewellery, etc.) . . . "	—	—	—	—	—	28,628	12,806	30,993	20,510	12,543
Leather— Hides—tanned or dressed . . . Tons and No.	14=3,120	6=1,200	36,200	12,900
All kinds of leather manufactures . . . Value	—	—	—	—	—	1,550	1,227	3,032	1,375	1,180
Total of Leather . . . "	—	—	—	—	—	37,750	13,227	3,032	1,375	1,180
Machinery and millwork— Electrical machinery of all kinds . . . "	—	—	—	—	—	486	3,670	13,684	5,700	1,10,634
Other sorts of Machinery . . . "	—	—	—	—	—	2,04,129	3,44,056	75,378	84,938	..
Total of Machinery and Millwork . . . "	—	—	—	—	—	2,04,615	3,47,726	89,062	90,638	1,10,634
Metals and Ores— Iron or steel— Tubes, pipes and fittings, wrought . . . Tons	221	..	10	5	10	65,505	..
Other manufactures . . . "	451	46	15	512	189	19,500	21,562	9,793	26,740	11,343
Total of Iron or Steel . . . "	451	46	15	733	189	19,510	21,567	9,803	92,245	11,343
Other metals . . . "	..	1	1	1	4	1,824	2,029	3,727	1,515	4,722
Total of Metals . . . "	451	47	16	734	193	21,338	23,596	13,530	93,760	16,065
Ores unenumerated . . . "	..	1	11	..	120	20,600
Total of Metals and Ores . . . "	451	48	16	734	204	21,338	23,716	13,530	93,760	36,665
Oils— Mineral . . . Gals.	579	2,339	40	3,447	2,095,907	1,933	8,364	279	6,156	1,39,444

TRADE AT CHIEF PORT
RANGOON

(210)

No. 12—concluded
EXPORTS—concluded

FOREIGN MERCHANDISE—continued

PRINCIPAL AND OTHER ARTICLES	QUANTITY					VALUE				
	1924-25	1925-26	1926-27	1927-28	1928-29	1924-25	1925-26	1926-27	1927-28	1928-29
						R	R	R	R	R
BURMA—concluded										
RANGOON—concluded										
Provisions and Oil-man's stores (excluding fish and fruits and vegetables) Cwts.	514	2,204	1,158	241	2,016	29,047	1,62,516	1,09,002	15,730	1,13,472
Rubber manufactures Value	—	—	—	—	—	25,385	33,664	2,820	1,512	2,682
Sugar—										
16 Dutch Standard and above. Tons	1	..	100	660	125	26,381	.. 20	..
Others "
Textiles—										
Cotton—										
Twist and yarn Lbs.	7,247	10,018	3,400	100	2,700	19,826	17,080	3,690	74	3,643
Manufactures—										
Piecegoods—										
Grey (unbleached) Yards	40	12,741	..	40,920	40	23	4,795	..	8,077	15
White (bleached) "	872	15,710	9,504	1,070	1,962	544	11,524	5,266	432	1,260
Coloured, printed, or dyed .. "	38,242	46,135	24,079	16,012	25,305	12,429	23,554	16,431	16,286	11,595
Total of Piecegoods .. "	39,154	74,586	34,483	58,002	27,307	12,996	39,873	21,697	24,795	12,870
Other sorts of manufactures Value	—	—	—	—	—	9,844	4,870	11,243	13,601	4,394
Total of Cotton manufactures (including twist and yarn) .. "	—	—	—	—	—	42,668	61,773	36,630	38,470	20,907
Haberdashery and millinery .. "	—	—	—	—	—	22,643	8,969	474	9,057	9,781
Wool—										
Shawl .. . No.	4	13,548	287	24,153
Other Manufactures Value	—	—	—	—	—	7,973	10,203	29,972	34,348	15,235
Total Wool .. "	—	—	—	—	—	7,973	10,203	29,972	34,635	39,388
Other textiles—										
Manufactured .. "	—	—	—	—	—	10,933	6,814	12,904	7,303	5,351
Total of Textiles .. "	—	—	—	—	—	84,215	87,819	80,070	89,465	75,427
Vehicles (excluding locomotives, etc., for Railways)										
Carrriages, carts and parts thereof .. "	—	—	—	—	—	68,417	1,15,280	93,165	1,15,018	1,00,826
Ships, parts of (including launches and boats) .. "	—	—	—	—	—	7,119	662	175
Other kinds .. "	—	..	—	—	—	..	5,235	25,410	11,815	1,00,095
Total of Vehicles, etc. .. "	—	—	—	—	—	75,536	1,21,177	1,18,750	1,26,833	2,00,921
Wood and Timber—										
Manufactures of wood, other than furniture and Cabinetware .. "	—	—	—	—	—	25,412	7,320	13,884	15,310	23,901
Postal Articles .. "	—	—	—	—	—	40,532	95,616	14,272	77,305	17,040
All other articles of merchandise—										
Unmanufactured .. "	—	—	—	—	—	11,893	8,943	9,538	7,606	9,966
Manufactured .. "	—	—	—	—	—	101,831	1,07,168	1,31,220	1,01,758	98,792
GRAND TOTAL (EXCLUSIVE OF GOVERNMENT STORES) .. "	—	—	—	—	—	9,75,746	14,58,442	9,95,223	10,96,752	13,52,830

GOVERNMENT STORES

PRINCIPAL AND OTHER ARTICLES	QUANTITY					VALUE				
	1924-25	1925-26	1926-27	1927-28	1928-29	1924-25	1925-26	1926-27	1927-28	1928-29
						R	R	R	R	R
TOTAL VALUE	—	—	—	—	—	39,239	13,319	5,039	3,407	16,250

IMPORTS AND EXPORTS

FROM AND TO EACH COUNTRY

ACCORDING TO THE COUNTRY OF CONSIGNMENT IN THE CASE OF IMPORTS, AND ACCORDING TO THE COUNTRY OF FINAL DESTINATION IN THE CASE OF EXPORTS, IN EACH OFFICIAL YEAR FROM 1924-25 TO 1928-29

UNITED KINGDOM

IMPORTS THEREFROM

ARTICLES	QUANTITY					VALUE				
	1924-25	1925-26	1926-27	1927-28	1928-29	1924-25	1925-26	1926-27	1927-28	1928-29
ANIMALS, LIVING—										
Horses No.	361	209	415	326	317	18,54,785	16,39,078	12,12,022	12,52,601	7,50,147
Other kinds "	1,382	1,228	1,458	1,208	1,725	1,21,166	1,90,928	1,25,690	1,14,858	1,41,868
Total Animals, living "	1,693	1,527	1,898	1,534	2,042	19,75,951	18,19,991	13,37,702	13,67,459	8,92,015
APPAREL (excluding HOSIERY AND SHOES AND SHOKS)—										
Apparel (including drapery, uniforms, accoutrements) Value	—	—	—	—	—	42,82,625	50,99,974	54,72,753	43,95,949	48,38,019
Gold and silver thread "	—	—	—	—	—	33,440	16,132	42,989	11,520	20,157
Hats, caps, bonnets, and haberdashery "	—	—	—	—	—	11,84,260	13,35,193	13,10,593	12,73,157	10,96,233
Lametta Lbs.	935	154	695	12,908	16,859	2,092	242	1,802	24,606	37,857
Second-hand clothing Value	—	—	—	—	—	13,00,772	16,26,132	15,58,483	7,85,084	6,33,039
Water-proofed clothing "	—	—	—	—	—	2,05,358	2,45,252	2,39,153	3,44,951	3,54,425
Total Apparel, etc. "	—	—	—	—	—	70,08,547	83,15,945	86,25,707	68,36,267	69,96,790
ARMS, AMMUNITION AND MILITARY STORES—										
Cartridge cases—										
Filled (b)—										
Shotgun cartridge cases No.	—	—	—	—	10,251,804	—	—	—	—	7,78,000
Rifle and other Cartridge cases "	—	—	—	—	3,426,712	—	—	—	—	2,55,913
Total filled "	18,778,020	13,078,435	15,712,306	14,216,892	18,678,516	11,72,089	10,77,051	12,12,342	10,99,661	10,34,913
Empty "	1,531,429	1,045,046	1,398,614	895,277	616,324	61,830	33,805	50,804	32,300	24,421
Total Cartridge cases "	15,300,449	14,123,481	17,081,222	15,021,969	14,293,840	12,33,928	11,15,856	12,63,146	11,32,071	10,59,334
Explosives—										
Blasting-fuse Lbs.	293,509	306,200	309,260	463,960	444,331	3,76,500	3,07,890	3,57,492	5,34,039	5,23,758
No. of coils "	880,550	770,520	884,000	1,525,303	1,482,900					
" gelatine Lbs.	517,750	435,550	288,000	296,050	413,750	4,43,637	3,72,532	2,50,029	2,00,284	3,53,167
Dynamite "	420,372	445,700	356,000	391,250	413,800	3,47,745	3,50,424	2,76,148	3,21,309	3,39,071
Gelatine dynamite "	813,925	788,000	310,751	324,750	1,006,700	7,30,990	7,21,779	6,03,379	3,79,478	9,08,112
Other nitro-compound explosives "	35,000	70,350	90,000	105,000	83,000	21,544	40,705	52,600	61,626	54,847
Detonators No.	6,985,500	5,756,048	6,709,924	7,355,374	7,130,337	1,87,851	1,43,451	1,39,877	2,10,739	2,17,963
Others Lbs.	498,547	190,161	193,612	309,389	168,978	2,69,510	1,90,473	1,05,007	1,91,517	92,427
Total Explosives Value	—	—	—	—	—	23,77,833	20,42,754	18,43,532	24,79,892	24,99,845
Firearms and parts thereof—										
Firearms (a) No.	—	—	20,292	17,954	17,077	18,07,441	18,09,040	16,67,193	15,20,684	12,03,288
Parts of firearms Value	—	—	—	—	—					
Total of firearms, and parts thereof "	—	—	—	—	—	18,07,441	18,09,040	16,65,214	15,54,522	12,79,352
Gunpowder—										
Black Lbs.	123,235	319,760	119,330	56,250	54,100	1,15,096	1,62,627	82,792	65,246	65,552
Smokeless "	9,925	19,011	23,755	19,558	11,433	29,306	39,335	43,744	40,803	29,059
Others "	27,300	13,400	14,500	3,109	24,625	24,705	9,330	10,237	3,819	13,291
Other sorts Value	—	—	—	—	—	5,65,610	3,78,863	4,33,295	2,62,535	2,21,547
Total Arms, ammunition, and military stores "	—	—	—	—	—	62,17,921	56,57,797	53,67,960	55,36,388	51,54,402
ART. WORKS OF, other than FIBRES "	—	—	—	—	—	1,65,935	1,56,629	1,17,699	31,390	1,04,977
ASBESTOS—										
Raw Cwts.	5	—	2	—	3	550	20	95	41	202
Asbestos packing Value	—	—	—	—	—	3,50,551	3,44,490	3,79,178	6,55,840	3,94,133
Other manufactures "	—	—	—	—	—	7,61,330	10,61,906	15,64,208	23,33,686	20,90,037
Total Asbestos "	—	—	—	—	—	11,12,431	14,05,386	19,43,481	29,86,967	24,84,372
BASKETS AND BASKETWARE "	—	—	—	—	—	6,809	13,943	27,673	12,702	7,336

(a) Separately recorded from 1926-27.
(b) " " " " 1928-29.

No. 13—continued
 UNITED KINGDOM—continued
 IMPORTS THEREFROM—continued

ARTICLES	QUANTITY					VALUE				
	1924-25	1925-26	1926-27	1927-28	1928-29	1924-25	1925-26	1926-27	1927-28	1928-29
BELTING FOR MACHINERY—						£	£	£	£	£
Of cotton . . . Value	—	—	—	—	—	16,47,872	14,87,757	13,89,299	13,55,789	10,88,828
„ leather . . . „	—	—	—	—	—	33,04,121	24,00,257	21,98,896	26,91,519	25,70,408
„ other materials (in- cluding coil) . . . „	—	—	—	—	—	30,21,778	23,93,745	26,28,656	27,97,293	28,93,147
Total Belting for Machinery . . . „	—	—	—	—	—	79,73,769	62,81,759	62,16,851	68,44,601	65,52,378
BOBBINS										
BOOKS, PRINTED, AND PRINTED MATTER (not being STATIONERY), in- cluding MAPS AND CHARTS . . . Cwts.	20,180	24,436	24,543	26,038	27,379	47,40,827	48,67,950	47,45,045	53,00,872	55,83,000
BOOTS AND SHOES—										
Of Canvas with rubber soles (a) . . . Pairs	—	—	—	—	157,400	—	—	—	—	3,19,457
„ leather . . . „	222,789	316,894	367,874	415,553	373,071	15,48,068	19,84,111	22,58,768	22,38,581	20,45,561
„ other materials . . . „	249,924	394,898	344,254	401,813	171,896	4,69,924	6,77,066	6,62,765	6,96,081	3,24,505
Total Boots and Shoes . . . „	472,663	711,732	711,928	817,366	702,367	20,17,992	26,61,177	29,21,533	29,34,662	26,89,523
BRISTLES AND FIBRE FOR BRUSHES AND BROOMS Cwts.	137	157	139	114	273	9,362	13,452	8,412	12,571	20,871
BRUSHES AND BROOMS—										
Brushes— Paint and varnish brushes . . . Dozens	22,814	31,777	30,579	36,719	31,218	1,86,540	2,21,492	2,74,934	2,73,871	2,23,355
Toilet brushes . . . „	6,763	7,725	6,619	9,778	6,402	58,705	58,555	52,427	42,651	41,846
Other brushes . . . „	35,676	43,503	33,096	32,077	39,971	2,66,399	2,11,657	2,31,918	2,54,767	2,67,767
Brooms . . . „	1,959	6,067	1,570	2,115	1,409	16,279	14,134	16,989	20,784	12,501
Total Brushes and Brooms . . . „	67,212	89,072	77,864	80,689	79,000	5,27,923	5,05,838	5,76,268	5,92,078	5,52,259
BUILDING AND ENGI- NEERING MATERIALS, other than OF IRON, STEEL, OR WOOD—										
Asphalt . . . Tons	1,558	1,150	2,262	2,116	2,351	2,06,893	1,53,314	2,17,987	3,37,180	3,32,714
Bricks—										
Bricks, other than fire bricks . . . No.	89,194	18,492	18,266	334,970	44,302	23,236	5,400	1,455	1,3,711	22,341
Fire bricks . . . „	1,522,124	1,642,681	1,501,089	1,863,016	1,307,404	3,31,487	3,04,389	2,89,357	4,36,051	2,57,939
Cement—										
Portland . . . Tons	96,898	92,650	70,738	89,948	80,340	53,11,646	54,54,029	42,36,039	51,73,559	50,15,555
Other kinds . . . „	2,104	1,934	725	637	642	2,09,740	2,49,822	1,81,220	1,62,131	1,82,131
Chalk and lime exclud- ing French chalk . . . Cwts.	33,910	36,086	34,491	21,202	33,894	75,939	66,480	66,022	43,066	65,765
Clay . . . „	27,325	24,155	33,302	28,260	28,932	77,696	66,871	87,230	81,758	76,338
Tiles . . . No.	4,259,561	4,282,991	4,868,233	4,896,702	4,198,570	6,46,457	7,53,993	6,00,782	4,87,325	5,45,922
Other kinds . . . Cwts.	40,004	64,753	50,791	38,297	32,901	5,73,898	6,15,194	7,38,658	6,02,426	5,32,449
Total Building and Engi- neering materials . . . Value	—	—	—	—	—	79,56,302	76,74,552	64,28,860	74,72,207	69,81,654
BUTTONS OF ALL SORTS—										
Metal . . . „	—	—	—	—	—	99,240	97,336	97,361	1,06,886	92,159
Other sorts . . . „	—	—	—	—	—	1,03,207	86,256	83,923	73,893	52,706
Total Buttons . . . „	—	—	—	—	—	2,02,447	1,83,592	1,81,284	1,80,779	1,44,865
CANDLES OF ALL KINDS Lbs.	418,107	346,298	321,008	439,798	185,331	2,03,245	1,77,409	1,61,640	2,12,965	98,970
WAX, FRENCH . . . Cwts.	719	1,083	557	789	781	11,861	11,914	7,769	17,749	10,707

(a) Separately recorded from 1928-29.

No. 13—continued
 UNITED KINGDOM—continued
 IMPORTS THEREFROM—continued

ARTICLES	QUANTITY					VALUE				
	1924-25	1925-26	1926-27	1927-28	1928-29	1924-25	1925-26	1926-27	1927-28	1928-29
CHEMICALS AND CHEMICAL PREPARATIONS (excluding CHEMICAL MANURES AND MEDICINES)—										
Acids—										
Acetic (pyroligneous acid) Cwts.	235	143	165	96	87	11,130	9,632	8,093	4,543	5,725
Carbolic	704	905	749	1,322	865	41,104	37,236	32,180	50,253	30,500
Citric	203	192	603	92	219	27,520	11,083	28,581	12,845	36,190
Nitric	155	285	131	331	302	12,361	21,325	8,555	18,168	15,283
Oxalic	147	46	59	85	397	4,202	1,177	1,432	2,049	9,496
Sulphuric	439	213	184	2,107	237	22,757	10,322	9,644	44,383	8,906
Tartaric	147	180	174	309	264	17,103	17,420	16,823	32,700	32,080
Other sorts	736	761	930	1,239	1,305	38,953	42,242	44,364	51,037	51,620
Total Acids	2,768	2,715	3,015	5,701	3,676	1,75,225	1,60,487	1,40,657	2,15,978	1,89,809
Alum	45,679	41,242	56,536	52,673	43,462	3,78,633	2,77,643	3,63,948	3,28,061	2,69,367
Aluminous sulphates	43,483	41,200	54,721	41,765	36,843	1,94,880	1,33,991	2,00,621	1,42,817	1,27,263
Ammonia and salts thereof—										
Anhydrous	614	335	311	287	257	1,06,448	49,742	33,469	24,020	31,939
Others	14,233	19,025	17,961	19,783	24,750	4,74,530	5,31,560	4,43,269	4,89,725	5,29,193
Arsenic and its oxides	63	165	70	141	163	4,274	3,261	1,671	2,332	2,549
Bleaching materials—										
Bleaching powder (calcium hypochlorite, chloride of lime)	52,659	55,693	54,813	74,022	76,233	5,31,507	5,31,736	5,30,456	6,20,098	4,10,456
Other sorts	370	248	714	223	5	5,446	4,456	8,129	3,690	370
Carbide of calcium	583	1,226	483	259	208	8,206	6,616	6,775	2,320	1,321
Copperas (ferrous sulphate)	1,555	2,735	342	550	3,130	8,802	16,277	3,196	4,156	14,138
Copper sulphate	1,733	5,303	11,277	8,556	16,937	31,372	96,110	2,11,912	1,59,864	3,37,015
Disinfectants—										
Naphthalene	1,103	171	323	231	537	17,736	3,200	4,126	3,303	7,543
Others	18,924	21,147	18,612	26,100	26,320	5,74,079	5,96,428	5,12,300	6,61,352	6,52,201
Glycerine	4,502	4,799	5,055	3,988	5,409	2,82,475	2,85,321	3,64,560	2,62,837	2,65,792
Lead Compounds—										
Acetate	1,391	166	111	313	10	44,258	6,337	1,824	3,741	322
Litharge	590	594	549	404	371	19,561	19,730	15,312	3,536	8,520
Others	228	246	206	205	471	7,920	10,671	5,970	6,082	11,908
Total Lead Compounds	2,109	1,006	866	927	852	71,739	35,698	23,106	23,359	20,749
Magnesium compounds—										
Chloride	911	7,129	291	1,173	3,122	4,716	21,571	3,126	10,778	32,025
Sulphate	1,196	1,018	1,893	1,409	1,302	16,239	16,232	24,095	23,268	17,323
Others	549	1,505	189	1,761	305	22,771	37,825	23,924	43,299	7,127
Total Magnesium Compounds	2,556	9,652	2,373	4,343	4,819	43,726	75,628	51,145	82,345	56,473
Potassium compounds—										
Bichromate	1,797	3,091	4,069	3,809	2,223	65,056	82,375	1,14,051	1,01,778	61,905
Chlorate	31	2	652	657	1,236	1,721	270	13,004	12,076	21,572
Cyanide of potassium	63	35	26	95	94	7,372	5,366	4,356	7,326	12,023
Other sorts	610	705	256	1,737	1,163	1,14,940	1,23,225	35,175	1,12,246	1,24,015
Total Potassium Compounds	2,501	3,833	4,903	6,348	4,721	1,39,089	2,22,242	1,66,586	2,33,925	2,19,520
Soda compounds—										
Bicarbonate of soda	109,664	99,854	114,302	101,170	108,328	10,02,710	8,19,606	9,01,066	8,24,608	8,18,268
Bichromate of soda	11,101	9,959	5,266	9,755	9,786	2,68,087	1,88,423	1,14,627	1,03,743	1,37,334
Borax (including boracic acid)	3,445	7,936	10,329	15,477	15,597	87,609	1,63,963	1,87,405	2,39,367	1,97,030
Caustic Soda (sodium hydroxide)	95,077	129,747	154,512	161,054	153,849	13,11,499	14,66,639	17,30,409	18,99,172	17,26,925
Cyanide of sodium	6,623	7,857	3,314	9,885	7,523	3,72,393	4,50,018	4,91,436	5,51,662	3,76,142
Soda sulphide	4,046	3,049	10,206	11,100	18,716	51,667	37,651	72,497	89,267	1,30,974
Sodium carbonate (soda ash and Soda crystal)	126,380	735,823	884,187	953,722	962,091	40,91,505	42,68,643	52,78,336	54,03,141	56,01,627
Sodium Silicate	31,107	22,533	31,704	34,807	41,370	2,02,709	1,93,892	2,55,336	2,68,162	3,20,855
Soda, other sorts	3,861	3,727	2,359	7,005	14,136	1,10,836	74,265	62,826	1,62,691	1,37,123
Total Soda Compounds	981,304	1,015,535	1,223,679	1,303,975	1,231,396	83,99,520	76,58,070	91,02,378	95,41,313	95,67,733
Sulphur (brimstone)	272	5,551	83	1,635	206	2,333	21,515	1,514	10,367	2,452
Zinc compounds—										
Chloride	13,379	20,375	15,335	15,899	10,406	2,58,769	3,53,235	2,36,362	2,39,937	1,49,013
Others	92	69	227	76	165	2,433	1,781	5,523	1,633	3,035
Total Zinc Compounds	13,471	20,444	15,562	15,975	10,571	2,61,202	3,55,016	2,41,885	2,41,570	1,46,048
Other sorts of Chemicals Value	—	—	—	—	—	13,22,731	13,42,233	17,33,961	16,17,612	13,76,313
Total Chemicals and chemical preparations (excluding chemical manures and medicines)	—	—	—	—	—	1,30,79,513	1,24,01,249	1,41,55,364	1,46,72,149	1,47,33,630

No. 13—continued
 UNITED KINGDOM—continued
 IMPORTS THEREFROM—continued

ARTICLES	QUANTITY					VALUE				
	1924-25	1925-26	1926-27	1927-28	1928-29	1924-25	1925-26	1926-27	1927-28	1928-29
CHINA CLAY . . . Cwts.	877,695	363,330	433,910	522,521	298,215	16,02,891	13,52,579	16,56,496	18,06,546	9,65,501
CHINESE AND JAPANESE WARE (including LAQUERED WARE, BUT excluding BATHENWARE AND PORCELAIN) . . . Value	—	—	—	—	—	8,826	9,103	3,155	13,363	4,542
CLOCKS AND WATCHES AND PARTS THEREOF—										
Clocks and Timepieces . . . No.	6,052	4,633	7,839	7,491	35,423	74,978	56,416	91,890	1,19,825	1,54,527
Watches . . . "	233	768	4,423	3,009	1,386	3,756	17,605	67,464	13,085	22,592
Parts of clocks and watches . . . Value	—	—	—	—	—	25,499	30,278	32,340	28,060	20,495
Total Clocks and Watches and parts thereof . . . "	—	—	—	—	—	1,04,233	1,04,299	1,91,703	1,55,079	1,97,614
COAL AND COKE—										
Coal . . . Tons	107,780	97,172	12,908	52,336	38,902	35,08,202	25,95,270	3,45,662	13,81,353	8,56,825
Coke . . . "	15,547	14,477	10,430	6,375	5,314	6,21,702	4,92,171	3,50,223	2,63,275	1,67,086
Total Coal and Coke . . . "	123,327	111,649	23,338	58,711	44,216	41,29,904	30,87,441	6,95,885	16,44,628	10,23,911
COFFEE OTHER THAN ROASTED OR GROUND . . . Cwts.	53	54	192	472	441	4,380	1,920	18,147	39,225	41,961
COIR MANUFACTURED . . . Tons	6	..	33	..	136	896	..	69,264	..	14,806
CORDAGE AND ROPE OF VEGETABLE FIBRE (excluding JUTE AND COTTON) . . . "	4,298	3,394	8,972	6,880	3,467	4,30,534	2,37,492	6,92,037	4,37,468	4,21,233
CORK MANUFACTURES . . . "	1,971	1,896	2,173	1,749	1,206	1,46,384	1,47,248	1,46,331	1,11,291	90,834
CUTLERY—										
Pruning knives . . . Value	—	—	—	—	—	2,12,170	1,91,436	2,04,462	1,92,201	2,33,214
Other kinds . . . "	—	—	—	—	—	3,45,520	7,27,867	6,98,477	7,93,840	8,57,268
Total Cutlery . . . "	—	—	—	—	—	10,57,690	9,19,303	9,02,939	9,86,050	10,90,483
DRUGS AND MEDICINES (excluding CHEMICALS AND NARCOTICS)—										
Cocaine . . . Ounces	466	762	205	398	508	7,612	13,088	6,388	8,649	10,385
Cod liver oil (c) . . . Lbs.	—	70,787	49,758	65,670	69,754	—	1,16,632	79,111	81,411	81,249
Morphia Preparations of opium and Morphia . . . Value	459	529	854	797	1,355	8,135	13,102	13,307	19,448	22,830
Proprietary and patent medicines . . . "	—	—	—	—	—	14,10,278	12,44,325	14,02,904	13,57,526	23,12,712
Quinine Salts—										
Quinine sulphate or bisulphate . . . Lbs.	53,519	57,999	56,167	44,455	49,297	14,76,953	15,43,562	12,16,924	9,46,034	10,49,403
Quinine hydrochloride or dihydrochloride . . . "	8,182	9,224	8,886	9,164	9,682	3,25,995	3,50,959	2,06,518	2,97,306	3,05,975
Other sorts . . . "	5,046	4,704	6,323	5,080	5,313	1,59,608	1,36,586	1,35,599	1,40,520	1,39,454
Saccharin . . . "	134	137	124	1,037	890	6,331	10,274	9,447	17,325	16,510
Sarsaparilla and preparations thereof . . . Value	—	—	—	—	—	30,361	16,896	10,277	15,985	15,877
Storax, including liquid storax (rose mellose) . . . Lbs.	27,698	43,362	4,200	89	4,200	6,391	12,049	962	100	1,200
Other sorts of drugs and medicines . . . Value	—	—	—	—	—	50,22,284	49,70,003	52,95,566	54,49,822	48,56,537
Total Drugs and Medicines . . . "	—	—	—	—	—	84,92,075	84,70,166	86,35,139	84,22,922	88,97,988
DYEING AND TANNING SUBSTANCES—										
Cochineal . . . Cwts.	307	100	61	75	405	14,818	13,040	7,848	22,477	1,32,993
Cutch and Gambier . . . "	1,148	4	190	..	1	25,662	182	2,542	..	26
Eyes obtained from coal tar—										
Alizarine . . . Lbs.	437,642	585,289	741,872	1,234,005	1,168,137	2,66,856	3,37,438	3,04,073	7,71,982	6,10,567
Aniline . . . "	239,387	470,295	443,291	357,063	577,930	5,08,299	7,41,025	6,85,326	7,41,853	8,54,323
Others . . . "	270	20	410	5,218	3,226	1,216	906	840	3,946	7,223
Total Dyes obtained from Coal Tar . . . "	677,299	1,055,604	1,185,573	1,646,286	1,684,293	7,76,362	11,29,371	10,20,239	15,17,781	14,72,117

(a) Separately recorded from 1925-26.

No. 13—continued
 UNITED KINGDOM—continued
 IMPORTS THEREFROM—continued

ARTICLES	QUANTITY					VALUE				
	1924-25	1925-26	1926-27	1927-28	1928-29	1924-25	1925-26	1926-27	1927-28	1928-29
DYEING AND TANNING SUBSTANCES—continued						R	R	R	R	R
Other sorts (including lac-dye) . . . Cwts.	1,453	3,232	1,235	1,836	4,001	59,830	74,880	39,171	55,839	81,925
Total Dyeing and Tanning substances . . . Value	—	—	—	—	—	8,76,672	12,16,374	11,20,800	15,06,007	16,87,060
EARTHENWARE AND PORCELAIN—										
Earthenware—										
Pipes of earthenware . . . Cwts.	36,050	42,866	12,860	4,170	4,481	2,43,601	2,78,393	80,250	33,651	30,909
Sanitary . . . Value	—	—	—	—	—	4,54,402	4,76,272	6,64,356	6,12,413	7,39,336
Other kinds . . . " "	—	—	—	—	—	20,40,396	13,79,815	10,95,240	20,68,580	17,08,918
Porcelain—										
Electrical . . . " "	—	—	—	—	—	17,859	29,077	44,052	68,105	54,928
Other kinds . . . " "	—	—	—	—	—	1,63,876	2,41,799	2,02,802	2,47,700	2,97,423
Total Earthenware and Porcelain . . . " "	—	—	—	—	—	29,49,224	29,05,356	29,95,200	30,30,455	28,26,564
ELECTROPLATED WARE . . . " "	—	—	—	—	—	4,38,614	4,70,650	6,02,511	6,60,618	7,58,810
FIREWORKS . . . Lbs.	18,331	58,438	29,136	30,321	26,944	18,923	41,695	37,554	37,233	29,374
FISH excluding CANNED FISH—										
Fish, dry, unsalted . . . Cwts.	1	19	1,317	462	490	166	484	39,652	3,874	17,169
Fish, wet, salted . . . " "	—	—	2,118	33	11	26	—	27,688	2,845	558
Other sorts . . . " "	1,037	689	825	1,025	2,037	72,716	47,324	58,397	67,756	1,14,560
Total of Fish (excluding canned fish) . . . " "	1,038	708	4,260	1,520	2,538	72,908	47,808	1,25,737	74,475	1,32,287
PODDER, BRAN AND POLLARDS (excluding OILCAKE) . . . " "	138	1,149	182	334	323	805	10,907	886	2,558	1,956
FRUITS AND VEGETABLES—										
Fresh fruits and vegetables—										
Fresh fruits . . . Value	—	—	—	—	—	97,843	1,35,534	90,798	1,21,054	1,25,334
Fresh vegetables of all kinds . . . " "	—	—	—	—	—	7,951	945	3,411	1,070	344
Total Fresh fruits and Vegetables . . . " "	—	—	—	—	—	1,05,794	1,36,479	94,204	1,22,724	1,25,678
Fruits and vegetables: dried, salted, or preserved, not being canned or bottled—										
Almonds . . . Tons	8	55	15	6	32	15,717	75,517	33,210	23,501	49,966
Currants and raisins . . . " "	7	16	23	16	18	6,574	12,097	14,736	14,969	18,362
Dates . . . " "	—	16	2	1	410	—	4,182	477	61	80,044
Othersorts . . . " "	16	28	25	23	38	23,842	34,310	31,578	33,963	32,833
Total Fruits and Vegetables: dried, salted, etc. . . " "	31	115	65	46	498	46,133	1,26,106	79,996	72,494	1,81,205
Total Fruits and Vegetables . . . Value	—	—	—	—	—	1,51,927	2,62,585	1,74,200	1,95,218	3,06,883
FURNITURE AND CABINET WARE—										
Bedsteads . . . " "	—	—	—	—	—	2,41,802	3,22,910	3,86,528	4,01,751	3,68,462
Furniture of wood (other than bedsteads) . . . " "	—	—	—	—	—	1,38,880	1,60,779	3,63,271	3,61,896	3,25,562
Furniture of other materials (other than bedsteads) . . . " "	—	—	—	—	—	2,80,754	3,82,128	6,00,550	5,36,979	6,06,929
Mouldings . . . " "	—	—	—	—	—	15,972	41,997	34,194	13,917	9,942
Total Furniture and Cabinetwork . . . " "	—	—	—	—	—	6,77,408	9,07,814	14,44,543	13,14,243	13,10,895
HEATERS . . . Cwts.	156	314	307	724	324	30,880	30,031	38,023	71,032	43,410
LENS AND GLASSWARE—										
Beads and false pearls . . . " "	58	31	40	30	38	15,692	14,722	13,588	5,003	11,617
Bottles and phials—										
Sodawater bottles . . . Gross	20,028	23,585	21,428	17,748	26,752	6,89,975	6,44,248	5,90,916	4,29,385	5,49,137
Others . . . " "	58,834	61,932	48,665	54,738	44,304	4,33,618	4,51,129	3,45,825	2,85,226	2,53,119
Funnels, globes, and glass parts of lamps . . . Value	—	—	—	—	—	66,556	31,737	43,288	57,409	31,368
Scientific glassware . . . " "	—	—	—	—	—	58,237	65,238	51,424	37,005	46,510
Sheet and plate . . . Sq. Feet	3,100,063	2,214,228	2,127,930	2,035,306	1,382,859	10,40,096	8,76,572	8,71,800	8,50,237	5,70,782
Tableware (including canisters, etc.) . . . Value	—	—	—	—	—	81,532	88,362	78,485	64,499	79,419
Other glassware . . . " "	—	—	—	—	—	5,23,056	4,51,284	5,51,980	5,00,424	5,30,610
Total Glass and Glassware . . . " "	—	—	—	—	—	29,08,762	26,23,342	25,47,306	23,16,188	20,72,562
GLUE . . . Cwts.	6,283	19,966	6,421	7,630	8,722	1,84,990	2,52,995	1,67,938	1,86,114	2,33,267

No. 13—continued
 UNITED KINGDOM—continued
 IMPORTS THEREFROM—continued

ARTICLES	QUANTITY					VALUE				
	1924-25	1925-26	1926-27	1927-28	1928-29	1924-25	1925-26	1926-27	1927-28	1928-29
GRAIN, PULSE, AND FLOUR—						B	B	B	B	B
Pulse Tons	1	5	33	10	32	935	3,036	13,334	4,301	8,042
Wheat "	156	..	1	1	..	26,753	..	188	630	..
Other sorts "	37	35	19	24	73	10,837	11,626	6,190	7,404	14,189
Total Grain, Pulse and Flour	194	40	53	35	105	38,575	14,662	10,712	12,425	22,831
GRAPHITE CRUCIBLES, GUMS AND RESINS—						B	B	B	B	B
Arabic Cwts.	4,057	4,587	3,235	3,307	3,179	2,49,068	2,21,075	1,66,950	1,63,383	1,66,291
Benjamin "	16	759	848	199	1,003	723	19,557	20,896	6,619	29,010
Dammar (Resins) "	156	45	71	61	9	10,311	1,125	3,500	3,010	451
Resin "	3	3	4,379	11	..	71	72	34,168
Othersorts "	978	1,020	2,907	609	2,032	13,158	23,248	52,437	15,284	20,124
Total Gums and Resins	1,364	4,323	3,355	5,632	4,327	93,797	1,71,725	1,56,325	2,22,464	1,07,978
Total Gums and Resins	2,513	7,047	7,182	6,504	11,750	1,18,000	2,15,655	2,33,229	2,47,449	2,82,321
HAIR AND MANUFACTURES OF HAIR—						B	B	B	B	B
Hair of all kinds "	69	82	131	80	158	11,071	13,905	18,189	9,922	12,895
Manufactures of hair, other than toilet requisites Value	—	—	—	—	—	18,763	16,747	10,644	17,107	13,651
Total Hair and manufactures of Hair	—	—	—	—	—	29,834	30,653	28,833	27,029	26,546
HARDWARE, including CUTLERY AND ELECTROPLATED WARE—						B	B	B	B	B
Agricultural implements "	—	—	—	—	—	16,33,172	13,99,469	14,23,462	13,05,715	12,10,057
Buckets of tinned or galvanized iron "	—	—	—	—	—	1,37,968	1,61,073	1,42,371	1,84,832	1,47,548
Builders' hardware, etc. "	—	—	—	—	—	7,93,499	7,34,540	7,23,837	10,09,310	8,79,243
Domestic "	—	—	—	—	—	3,41,312	4,15,666	3,34,866	4,36,000	3,66,214
Enamelled ironware "	—	—	—	—	—	2,99,806	3,67,272	2,62,206	2,58,150	2,18,891
Gas mantles "	—	—	—	—	—	93,359	1,31,565	62,561	1,54,418	98,999
Implements and tools, other than agricultural implements, etc. "	—	—	—	—	—	41,04,666	43,71,291	43,53,606	44,64,335	41,70,059
Lamps, metal No.	48,055	58,769	49,584	48,041	45,263	2,17,387	2,24,106	2,06,194	2,57,247	2,02,194
Lamps, glass "	4,923	4,430	4,480	6,172	5,506	5,303	4,124	3,763	4,077	6,944
Parts of lamps other than glass Value	—	—	—	—	—	2,55,071	1,57,017	2,00,017	2,07,042	1,83,065
Safes and strong boxes of metal No.	3,859	1,374	1,503	2,517	670	1,54,044	1,29,574	1,10,485	1,63,337	67,580
Stoves "	20,063	19,099	28,280	32,643	23,072	1,09,293	1,17,340	1,27,592	1,28,234	1,22,503
Other sorts Value	—	—	—	—	—	1,18,88,180	1,15,62,728	1,04,83,377	1,19,69,108	1,11,98,736
Total Hardware, including Cutlery and Electroplated ware	—	—	—	—	—	2,00,33,960	1,97,75,785	1,84,44,747	2,06,34,274	1,88,72,933
HIDES AND SKINS, RAW—						B	B	B	B	B
Hides, raw { Tons	25	25	1	..	13	15,360	17,393	2,169	968	24,306
.. . . . { =No.	=7,773	=3,884	=660	=36	=4,701					
Skins { Tons	16	11	84	5	6	11,142	88,625	68,566	59,825	44,475
.. . . . { =No.	=17,839	=61,907	=38,183	=26,077	=38,235					
Total Hides and Skins, Raw	51	36	85	5	19	26,502	1,01,013	70,735	60,793	69,281
.. . . . { =No.	=25,612	=65,791	=38,343	=26,113	=37,936					
HOPS Cwts.	538	685	730	554	703	86,689	99,893	1,15,795	92,728	1,03,843
INSTRUMENTS, APPARATUS, AND APPLIANCES, AND PARTS THEREOF—						B	B	B	B	B
Electrical, including telegraph and telephone apparatus not being machinery—										
Electric fans and parts thereof Value	—	—	—	—	—	13,14,864	16,16,807	21,20,735	18,34,387	23,66,772
Electric wires and cables—										
Rubber, insulated "	—	—	—	—	—	26,80,725	33,73,638	28,32,370	31,25,083	35,58,253
Insulations, other than rubber "	—	—	—	—	—	18,36,735	21,08,720	24,11,256	31,25,214	26,07,398
Telegraph and telephone wires and cables "	—	—	—	—	—	1,70,804	1,62,542	83,500	56,941	1,66,054
Bare copper wire (Electrolytic), etc. "	—	—	—	—	—	14,80,465	11,57,742	15,79,262	17,07,221	23,80,932
Telegraph and telephone instruments and apparatus "	—	—	—	—	—	7,60,047	7,02,209	4,01,714	4,92,456	4,63,931

No. 13—continued
 UNITED KINGDOM—continued
 IMPORTS THEREFROM—continued

ARTICLES	QUANTITY					VALUE				
	1924-25	1925-26	1926-27	1927-28	1928-29	1924-25	1925-26	1926-27	1927-28	1928-29
INSTRUMENTS, APPARATUS, AND APPLIANCES, AND PARTS THEREOF—continued										
Electrical, including telegraph and telephone apparatus not being machinery—continued										
Electric lamps and parts thereof—										
Electric glow lamps No.	610,558	1,094,819	1,187,278	1,041,015	990,412	4,07,351	7,90,992	7,88,294	6,75,756	7,07,114
Other sorts "	22,219	31,651	34,097	62,409	14,004	46,873	45,912	61,509	1,18,710	1,00,874
Parts and accessories of Electric lamps Value	—	—	—	—	—	17,188	24,540	20,045	29,200	39,255
Batteries "	—	—	—	—	—	3,70,074	4,29,803	3,95,984	1,32,628	1,88,795
Carbons, electric (including furnace electrodes) "	—	—	—	—	—	74,681	41,174	40,392	1,00,645	1,14,311
Accumulators (including parts) "	—	—	—	—	—	9,86,523	9,02,457	14,85,207	19,31,076	15,82,747
Condensers, electric "	—	—	—	—	—	28,788	26,066	1,73,732	22,787	23,103
Electric bell apparatus (not telegraphic or telephonic) "	—	—	—	—	—	2,159	6,691	1,424	1,954	3,066
Electric lighting accessories and fittings (including switches) "	—	—	—	—	—	8,60,968	9,40,625	10,92,353	10,86,634	12,65,978
Electrical instruments (other than telegraphic and telephonic)—										
Meters "	—	—	—	—	—	4,36,510	4,61,912	4,58,944	5,09,692	6,02,039
Others "	—	—	—	—	—	63,935	1,55,316	2,07,568	2,03,007	3,09,385
Electro-medical apparatus (including X-Ray apparatus) "	—	—	—	—	—	46,036	1,12,287	45,368	62,586	1,16,184
Switch boards (other than telegraph and telephone) "	—	—	—	—	—	3,89,404	3,05,120	3,95,496	4,88,374	4,21,940
Electrical goods and apparatus not enumerated "	—	—	—	—	—	21,54,039	18,09,896	22,73,458	23,16,113	28,91,316
Total Electrical Instruments, including Telegraph and Telephone Apparatus not being machinery "	—	—	—	—	—	1,40,87,818	1,51,70,335	1,70,18,575	1,85,15,544	1,98,99,447
Musical—										
Organs and Harmoniums, complete No.	37	29	22	18	20	9,098	20,111	5,669	3,374	6,633
Pianos and Piano-players complete "	93	65	84	93	95	89,791	57,819	56,081	69,420	74,484
Talking machines and accessories—										
Talking machines "	2,202	5,241	8,101	7,776	8,299	1,23,157	2,21,983	2,47,668	2,82,734	3,17,119
Records "	27,082	24,391	35,535	66,220	249,324	61,707	53,615	80,478	69,778	1,65,325
Accessories Value	—	—	—	—	—	2,78,964	2,91,672	5,58,981	4,27,268	3,07,975
Other sorts, including parts of musical instruments "	—	—	—	—	—	2,63,593	3,73,831	3,37,921	3,06,410	2,72,827
Total Instruments, Musical "	—	—	—	—	—	8,21,400	10,19,031	12,42,743	11,59,043	11,44,363
Optical										
Photographic—										
Cinematograph films—										
Raw (a) Length in feet	—	—	—	3,403,396	3,080,752	—	—	—	1,52,518	1,38,650
Exposed (a) "	—	—	—	2,254,482	2,022,330	—	—	—	3,45,475	2,59,281
TOTAL CINEMATOGRAPH FILMS "	3,410,851	5,591,048	4,812,530	5,667,878	5,103,082	5,20,928	7,27,545	5,85,542	4,97,993	3,97,931
Photographic, other than cinematograph films Value	—	—	—	—	—	9,75,769	10,28,182	12,55,504	12,23,533	14,12,885
Scientific and philosophical "	—	—	—	—	—	17,62,565	15,67,408	15,75,238	15,44,398	15,12,343
Surgical "	—	—	—	—	—	10,77,821	10,11,513	13,09,645	14,79,575	13,21,865
Wireless apparatus (b) "	—	—	—	—	—	—	4,64,111	4,33,114	10,60,461	8,99,400
Other kinds "	—	—	—	—	—	4,63,112	11,91,566	16,09,495	17,04,689	20,61,670
Total Instruments, Apparatus, and Appliances, and parts thereof "	—	—	—	—	—	1,98,51,295	2,22,18,343	2,50,54,943	2,73,35,501	2,88,31,610
IVORY—										
Unmanufactured Lbs.	197,701	86,143	110,150	113,086	101,787	15,04,799	9,18,234	9,70,218	8,88,717	8,74,213
Manufactured Value	—	—	—	—	—	11,343	5,913	4,898	23,855	4,538
Total Ivory "	—	—	—	—	—	15,16,052	9,24,147	9,84,116	9,12,572	8,78,751

(a) Separately recorded from 1927-28.
 (b) Separately recorded from 1925-26.

UNITED KINGDOM—continued

IMPORTS THEREFROM—continued

ARTICLES	QUANTITY					VALUE				
	1924-25	1925-26	1926-27	1927-28	1928-29	1924-25	1925-26	1926-27	1927-28	1928-29
JEWELLERY, ALSO PLATE OF GOLD AND SILVER—						£	£	£	£	£
Jewellery . . . Value	—	—	—	—	—	6,11,218	7,62,312	22,08,620	6,58,606	6,69,094
Plate of gold and silver ..	—	—	—	—	—	2,32,361	4,76,844	5,39,368	4,44,297	4,44,777
Total Jewellery, also plate of gold and silver ..	—	—	—	—	—	8,43,579	12,39,156	27,47,988	11,02,903	11,14,771
LAC—										
Stick and Seed . . Cwts.	..	2	241	14
Shell and Button . . "	237	..	4	14	7	43,705	62	616	2,728	1,332
Total Lac . . "	237	2	4	14	7	43,705	303	630	2,728	1,332
LEATHER—										
Hides, tanned or dressed . . { Tons =No.	19 =3,034	30 =7,547	20 =7,603	17 =5,264	31 =13,278	1,01,958	1,00,684	1,27,536	1,75,914	2,12,432
Skins, tanned or dressed . . { Tons =No.	24 =73,021	47 =54,882	18 =28,068	11 =32,706	17 =59,874	2,88,536	2,92,164	1,28,028	1,20,685	1,72,300
Total Hides and Skins, tanned or dressed . { Tons =No.	43 =76,055	77 =82,429	38 =35,666	28 =38,030	48 =73,152	3,90,494	3,92,848	2,55,564	2,96,599	3,84,732
Unwrought . . Cwts.	1,003	1,843	2,032	1,615	1,184	2,63,811	3,41,513	3,78,567	4,30,770	3,13,259
Leather cloth including artificial leather (a) . Sq. Yards	Cwts. 1,027	199,334	152,987	156,464	146,952	1,94,510	2,00,764	2,64,729	2,44,847	2,42,131
Artificial leather * . Cwts.	125	—	—	—	—	27,200	—	—	—	—
Manufactures (excluding boots and shoes and belting for machinery)—										
Bags and trunks ..	167	265	341	292	295	52,187	72,423	81,146	92,080	1,04,197
Pickers Picking bands and straps . . "	4,220	4,653	3,010	4,056	4,049	7,62,910	8,11,307	8,16,721	8,19,761	7,35,678
Roller skins . . "	4,998	2,469	2,777	2,909	2,284	8,36,915	5,91,089	7,72,855	7,28,162	6,03,202
Saddlery and harness ..	844	662	789	752	659	10,36,824	9,04,787	8,19,562	8,54,764	6,28,964
Other sorts . . "	384	543	477	639	300	1,18,265	1,43,437	1,25,981	1,82,042	1,30,390
Total Leather manufactures ..	3,756	4,036	5,434	9,065	13,408	7,64,606	6,57,446	8,01,628	8,12,994	8,51,275
Total Leather . Value	13,469	12,638	15,828	17,703	20,995	35,70,807	31,80,444	34,17,893	34,84,863	30,53,701
LIQUORS, INCLUDING DENATURED AND PERFUMED SPIRITS—										
Ale, beer and porter—										
Ale and beer—										
In bottle . . Lq. Gals.	643,892	731,106	915,192	1,141,007	1,118,496	20,08,593	21,38,173	26,96,033	31,27,978	31,76,327
.. bulk . . " "	1,187,591	1,234,001	1,275,243	1,555,816	1,525,476	24,71,040	22,52,536	19,69,089	23,16,896	23,27,256
Stout and porter—										
In bottle . . " "	126,718	141,267	160,048	188,747	140,440	5,67,547	6,47,512	7,36,460	8,51,070	5,98,173
.. bulk . . " "	34,814	32,806	29,868	29,513	20,730	86,706	70,515	46,058	44,367	28,23
Cider and other fermented liquors . . "	12,668	12,277	9,966	12,503	11,825	74,574	72,195	58,282	74,506	71,398
Spirit—										
Brandy . . " "	9,831	12,843	21,779	10,973	7,873	2,27,837	2,51,676	3,41,784	2,13,812	1,70,304
Gin . . " "	79,367	81,476	92,338	98,666	101,087	8,46,844	7,67,982	8,73,807	9,50,057	9,28,236
Liqueurs . . " "	3,294	4,087	4,600	3,675	3,731	91,445	1,09,591	1,11,873	96,170	98,392
Rum . . " "	5,083	6,163	5,886	5,292	6,032	48,123	52,725	50,101	47,047	51,697
Whisky Spirit, present in drugs, medicines, or chemicals . . "	503,005	549,082	582,222	585,691	539,821	90,97,000	93,48,942	89,46,655	91,50,642	91,32,260
Spirit, perfumed . . "	49,068	56,449	61,737	64,709	68,477	13,71,416	15,40,417	17,93,119	18,40,704	18,23,508
Spirit, denatured . . "	6,946	6,813	5,320	4,918	5,119	6,20,142	6,23,306	5,50,768	5,01,203	5,39,425
Other sorts . . "	138	29	43	251	266	785	245	523	875	1,087
Total Spirit . . "	16,620	20,006	21,215	19,195	20,187	7,72,183	7,71,261	8,06,317	8,05,501	8,68,134
Total Spirit . . "	673,354	789,997	745,190	743,370	752,588	1,30,75,780	1,34,62,165	1,35,64,392	1,36,07,001	1,36,04,048

(a) Quantity recorded from 1925-26 in sq. yards.
 * Discontinued from 1925-26.

No. 13—continued
 UNITED KINGDOM—continued
 IMPORTS THEREFROM—continued

ARTICLES	QUANTITY					VALUE				
	1924-25	1925-26	1926-27	1927-28	1928-29	1924-25	1925-26	1926-27	1927-28	1928-29
						£	£	£	£	£
LIQUORS, including DENATURATED AND PERFUMED SPIRITS—continued										
Wines—										
Champagne and other sparkling wines Liq. Gals.	5,600	4,878	5,085	5,049	4,075	1,75,273	1,41,575	1,48,074	1,42,630	1,15,476
Port	35,350	31,322	30,322	29,145	28,168	4,88,466	4,37,217	4,51,350	4,23,096	3,88,556
Still red wines, other than Port	14,229	14,802	16,488	18,560	15,640	1,49,063	1,39,180	1,57,592	1,68,329	1,35,327
Sherry, Madeira, and Marsala	17,125	20,953	22,262	23,201	21,231	2,54,056	2,83,701	3,22,724	3,39,253	3,16,854
Still white wines, other than Sherry, Madeira, and Marsala	1,202	1,725	1,264	1,050	1,157	16,469	17,260	13,303	11,975	13,067
Other sorts, including Vermouth, etc.	18,772	12,735	10,871	10,516	11,416	1,70,434	1,28,869	1,01,101	98,253	1,03,070
Total Wines	92,278	86,505	86,292	87,521	82,586	12,54,661	11,47,802	11,94,153	11,83,536	10,72,350
Total Liquors	2,771,313	2,974,858	3,221,304	3,758,482	3,652,126	1,95,38,301	1,97,90,898	2,02,64,417	2,12,05,444	2,08,77,762
MACHINERY AND MILLWORK—										
Prime-movers (other than electrical)—										
Locomotives (including those for Railways)—										
Oil Engines No.	33	78	48	75	50	1,82,472	2,69,510	1,62,850	2,30,426	2,97,144
Parts of Oil engines Value	—	—	—	—	—	27,148	32,757	45,564	68,461	40,982
Steam Engines No.	98	198	271	206	114	10,25,096	20,92,294	24,69,584	15,20,300	12,30,908
Parts of steam engines Value	—	—	—	—	—	3,88,508	5,44,516	6,19,901	7,63,700	7,32,430
Railway locomotive engines and tenders and parts (a)	—	—	—	—	—	—	—	—	—	81,23,893
Others	—	—	—	—	—	84,200	3,74,565	91,844	80,920	79,847
Other than locomotives—										
Gas Engines No.	73	149	43	41	32	4,11,573	4,80,847	1,47,872	1,60,932	68,875
Parts of gas engines Value	—	—	—	—	—	1,00,393	87,527	94,980	39,290	35,253
Oil Engines No.	3,254	3,551	3,362	3,612	4,079	87,34,484	84,09,912	96,12,641	79,16,040	84,49,006
Parts of Oil engines Value	—	—	—	—	—	18,61,119	12,46,302	18,55,050	15,76,309	15,65,503
Steam Engines No.	425	498	327	324	294	35,37,677	38,71,174	25,19,557	30,76,184	33,46,570
Parts of steam engines Value	—	—	—	—	—	13,61,641	11,61,026	14,09,088	26,49,714	16,08,619
Others	—	—	—	—	—	2,12,174	1,59,524	57,456	49,378	3,31,962
Total Prime-movers (other than Electrical)	—	—	—	—	—	1,73,76,485	1,87,29,963	1,75,87,287	1,81,30,693	2,59,11,962
Electrical machinery of all kinds, not including instruments, apparatus, and appliances, and parts thereof—										
Control and Switch Gear	—	—	—	—	—	34,09,712	32,52,742	29,01,338	31,24,441	26,08,029
Generators, alternators, and dynamos	—	—	—	—	—	29,48,098	36,84,352	45,01,141	34,44,851	37,45,521
Motors	—	—	—	—	—	33,44,977	27,46,787	23,27,160	28,66,987	31,14,618
Transformers	—	—	—	—	—	10,95,700	13,38,322	16,79,080	9,40,980	7,30,647
Turbo-generating sets	—	—	—	—	—	2,51,994	25,64,212	6,77,198	1,53,140	1,73,229
Other kinds	—	—	—	—	—	68,06,484	48,06,671	65,19,185	61,17,188	81,71,938
Total Electrical machinery, etc.	—	—	—	—	—	1,76,56,965	1,83,98,556	1,36,05,102	1,66,47,587	1,85,33,982
Machinery, not being prime-movers or electrical machinery—										
Aerated water making machinery	—	—	—	—	—	1,70,134	1,44,920	3,42,949	1,04,475	97,307
Agricultural machinery—										
Agricultural tractors and parts	—	—	—	—	—	1,76,372	69,320	86,252	1,31,541	73,278
Ploughs and parts	—	—	—	—	—	64,468	65,295	2,03,142	79,557	47,371
Other sorts	—	—	—	—	—	2,91,399	5,97,403	4,46,578	3,79,293	2,85,238
Boilers	—	—	—	—	—	69,62,555	87,22,052	59,02,742	1,04,30,068	1,07,30,877
Boat and shoe manufacturing machinery	—	—	—	—	—	33,944	66,756	38,947	27,452	11,270
Leather tanning and curing machinery	—	—	—	—	—	80,516	19,016	1,78,700	39,057	52,503
Metal working machinery (including machine tools)	—	—	—	—	—	27,95,844	32,72,013	27,71,067	32,29,338	23,49,449

(a) Recorded under " Railway plant and Rolling stock " prior to 1928-29

UNITED KINGDOM—continued

IMPORTS THEREFROM—continued

ARTICLES	QUANTITY					VALUE				
	1924-25	1925-26	1926-27	1927-28	1928-29	1924-25	1925-26	1926-27	1927-28	1928-29
MACHINERY AND MILLWORK—continued						£	£	£	£	£
Machinery not being prime-movers or electrical machinery—continued										
Mining machinery—Value	—	—	—	—	—	4,81,785	6,85,238	4,80,571	5,01,474	5,27,432
Coal	—	—	—	—	—	77,47,939	48,82,138	32,62,952	62,63,602	33,96,239
Other sorts	—	—	—	—	—	—	—	—	—	—
Total Mining machinery	—	—	—	—	—	82,29,724	50,67,376	37,23,523	67,65,076	39,23,671
Oil crushing and refining machinery	—	—	—	—	—	11,27,154	10,73,295	21,52,454	56,07,551	24,15,376
Paper mill machinery	—	—	—	—	—	5,84,520	2,94,726	6,26,922	9,09,306	28,98,414
Refrigerating machinery	—	—	—	—	—	4,11,369	2,44,478	5,22,338	3,45,761	4,53,345
Rice and flour mill machinery	—	—	—	—	—	14,10,501	8,27,149	10,71,157	6,48,898	6,84,073
Saw mill and wood-working machinery	—	—	—	—	—	10,93,981	6,06,014	6,77,268	7,49,487	5,14,464
Sewing and knitting machines and parts thereof—										
Sewing and knitting machines . No.	40,042	54,342	50,559	55,088	53,402	51,53,265	60,21,550	54,88,176	58,08,362	56,76,017
Parts of sewing and knitting machines and accessories Value	—	—	—	—	—	6,35,963	6,33,421	16,40,801	16,80,461	11,14,729
Sugar machinery	—	—	—	—	—	15,56,182	12,31,186	5,55,091	7,25,956	16,30,487
Tea machinery	—	—	—	—	—	45,11,403	37,65,346	25,11,607	34,45,517	38,37,654
Textile machinery—										
Cotton—										
Bleaching and dyeing machinery	—	—	—	—	—	3,10,635	2,08,089	2,74,366	2,53,807	2,65,585
Printing machinery	—	—	—	—	—	20,118	9,033	34,960	9,352	25,216
Spinning machinery	—	—	—	—	—	1,43,39,234	1,17,92,024	75,81,585	96,54,430	1,13,56,439
Weaving machinery	—	—	—	—	—	67,45,749	61,60,017	58,05,086	67,88,675	63,35,354
Other sorts	—	—	—	—	—	38,20,902	43,33,791	25,34,380	17,33,777	17,96,074
Total Cotton machinery	—	—	—	—	—	2,52,36,638	2,25,02,954	1,82,30,386	1,84,40,041	1,97,76,668
Jute	—	—	—	—	—	91,02,347	80,25,839	63,76,854	91,70,130	1,29,08,005
Bobbles (excluding those for sewing machines)	—	—	—	—	—	8,66,268	6,72,013	7,13,227	8,03,980	6,39,871
Wool machinery	—	—	—	—	—	5,24,422	1,78,046	4,06,453	1,61,833	2,09,458
Other sorts	—	—	—	—	—	4,17,787	2,60,636	2,41,448	3,25,865	6,75,074
Total Textile machinery	—	—	—	—	—	3,61,47,962	3,16,40,388	2,39,37,368	2,89,01,429	3,41,10,073
Typewriters—										
Typewriters . No.	425	607	1,123	1,067	1,069	73,957	36,009	1,69,967	2,17,159	2,25,929
Parts and accessories . Value	—	—	—	—	—	41,485	51,426	58,575	51,316	57,600
Other sorts of machinery excluding printing machinery	—	—	—	—	—	1,73,99,806	1,71,89,556	1,73,99,209	2,02,82,220	2,32,99,937
Total Machinery and Millwork	—	—	—	—	—	12,39,53,954	11,87,23,248	10,65,86,212	12,53,37,560	14,00,41,444
MANURES—										
Artificial and mineral manures—										
Muriate of potash(a) Tons	—	—	235	11	103	—	—	29,605	1,408	12,807
Nitrate of Soda	136	210	14	74	..	29,469	40,793	8,020	14,701	60
Sulphate of Ammonia	169	3,909	1,389	2,101	14,296	35,438	7,82,388	2,05,299	3,55,401	22,84,205
Others	132	550	388	313	1,060	17,760	18,755	45,572	34,655	65,343
Formical (b)	—	..	494	—	..	90,050
Other kinds	76	137	19	567	2	16,871	20,082	5,699	33,377	484
Total Manures	518	4,816	2,239	3,066	15,461	99,538	8,51,993	3,79,254	4,39,542	23,62,989

(a) Separately recorded from 1924-27.
 (b) Separately recorded from 1925-26. Figures prior to 1925-26 represent "Guano."

No. 13—continued

UNITED KINGDOM—continued

IMPORTS THEREFROM—continued

ARTICLES	QUANTITY					VALUE				
	1924-25	1925-26	1926-27	1927-28	1928-29	1924-25	1925-26	1926-27	1927-28	1928-29
MATCHES—						£	£	£	£	£
Safety .Gross of boxes	11,268	1,706	2,776	1,724	1,620	12,160	5,514	4,086	4,063	4,602
Other sorts	996	2,209	160	170	59	3,236	4,189	3,415	2,513	1,565
Total Matches	12,261	3,975	2,936	1,894	1,679	15,416	9,703	8,401	7,176	6,257
METALS AND ORES—										
Aluminium—										
Unwrought (ingots, blocks, bars) .Cwts.	1,546	419	2,189	552	183	1,20,634	32,901	1,70,444	38,078	13,101
Wrought—										
Circles	13,136	20,291	19,916	50,635	37,648	14,58,895	20,26,434	18,57,829	44,52,580	32,23,194
Sheets	792	1,349	1,373	1,473	1,031	80,352	1,33,161	1,36,444	1,37,567	1,07,782
Other manufactures	1,418	646	1,010	1,847	2,444	1,86,328	91,309	1,43,037	1,28,451	2,27,287
Total Aluminium	16,892	22,705	24,488	54,507	41,306	18,46,709	22,83,605	23,07,804	47,57,276	35,71,454
Antifriction metal	4,718	3,487	3,501	4,815	5,501	3,60,966	2,73,070	3,71,789	3,03,726	3,94,731
Brass, Bronze, and similar alloys and manufactures thereof—										
Unwrought	10,857	6,098	8,799	1,392	316	3,94,930	2,47,807	3,22,016	68,823	15,430
Wrought—										
Mixed or yellow metal, for sheathing	224,117	198,971	120,853	168,331	152,857	1,22,28,726	1,03,39,490	60,48,329	75,05,838	70,72,152
Rods	3,052	4,208	3,122	3,273	4,800	1,49,469	2,03,025	1,56,575	1,02,019	2,27,036
Sheets	17,124	8,242	3,342	3,312	4,034	9,41,837	4,35,995	1,79,111	1,40,186	1,91,266
Tubes	1,037	596	373	573	412	86,224	56,724	42,701	47,860	30,485
Wire	905	410	707	954	581	67,411	34,571	50,756	50,073	40,878
Other sorts	37,743	24,858	14,699	12,131	10,924	17,37,282	14,73,432	9,33,076	9,28,087	8,25,336
Total Brass, etc.	294,836	243,378	151,891	189,966	173,938	1,56,05,879	1,27,96,044	77,32,564	89,21,630	84,03,582
Copper—										
Old, for re-manufacture	145	138	876	140	499	5,780	5,280	31,551	4,289	21,121
Unwrought—										
Tiles, ingots, cakes, bricks, and slabs	21,256	31,398	19,854	21,089	14,300	11,10,276	14,84,082	8,93,255	9,39,159	7,31,757
Other sorts	1	253	156	—	—	101	16,400	7,036	—	—
Wrought—										
Braziers	1,492	125	—	6	256	1,01,048	7,989	—	477	11,800
Rods	1,133	8,637	1,700	3,650	2,462	71,636	4,39,419	1,04,272	2,06,276	1,39,738
Sheets	22,054	25,960	25,722	61,430	69,852	14,77,087	14,19,310	13,38,687	30,00,885	36,76,602
Tubes	980	990	947	1,837	684	65,822	82,307	81,303	1,29,330	60,174
Wire, excluding wire of telegraph and telephone	1,049	1,238	3,565	811	397	77,746	79,742	2,10,929	57,176	23,129
OTHER MANUFACTURES	8,853	6,923	1,833	2,266	3,785	3,07,977	4,32,428	1,60,078	1,96,983	2,60,981
Total Copper (excluding ore)	51,945	75,692	54,658	91,229	92,226	32,17,375	39,97,437	23,27,111	45,33,575	49,25,253
German-silver (including nickel silver)	1,996	3,370	1,965	2,520	3,309	2,03,935	2,66,542	1,94,382	2,14,388	2,75,229
Iron—										
OreTons	4	3	—	—	—	680	532	82	—	—
Pig Manufactures—										
Angle and tee, bolt and rod	2,147	2,463	999	4,068	2,373	2,85,899	2,09,133	91,730	3,25,866	1,85,870
Bars and channel	453	138	356	102	98	1,02,043	47,734	84,323	19,416	18,013
Rice-hovls	3,154	3,316	1,569	1,865	1,593	7,50,262	8,55,049	3,99,026	5,31,101	4,08,664
Other sorts	454	643	692	405	288	2,07,587	2,58,065	2,60,668	1,71,914	95,231
Total Iron (excluding ore)	6,208	6,500	3,516	6,440	4,322	13,46,641	13,70,031	8,36,342	10,48,297	7,05,823
Steel—										
Angle and tee	7,925	10,439	9,020	23,032	28,059	12,18,140	13,28,392	10,55,934	27,10,820	34,98,829
Spring Bars (other than cast steel)	2,931	3,655	2,281	1,612	317	6,15,067	6,88,977	3,77,962	2,68,362	51,453
Cast—										
Tool steel—										
High speed	296	495	447	252	323	3,64,726	4,10,025	5,28,541	2,93,365	2,35,330
Carbon	750	682	861	337	232	2,82,061	2,48,562	3,71,361	1,24,413	98,913
Cast steel bars	656	573	123	235	395	1,83,803	1,30,202	30,495	2,36,165	3,87,497
Other cast steel	275	82	73	220	264	1,02,664	21,395	11,647	1,70,653	1,16,281
Ingots, blooms, billets, and slabs	540	434	182	3,915	1,286	1,09,323	66,212	30,394	3,65,432	1,63,946
Total Steel	27,954	30,573	21,124	52,603	78,395	52,70,917	49,69,852	37,28,736	77,89,049	1,07,94,045

No. 13—continued
 UNITED KINGDOM—continued
 IMPORTS THEREFROM—continued

ARTICLES	QUANTITY					VALUE				
	1924-25	1925-26	1926-27	1927-28	1928-29	1924-25	1925-26	1926-27	1927-28	1928-29
METALS AND ORES—continued						R	R	R	R	R
Iron or Steel—										
Anchors and cables . . . Tons	536	919	1,342	1,635	1,087	2,96,680	5,06,920	8,87,462	9,20,226	5,24,532
Beams, channels, pillars, girders and bridge-work . . . "	32,591	33,913	23,952	63,274	67,608	68,10,662	54,67,558	40,40,612	98,79,165	1,00,74,086
Bolts and nuts . . . "	2,421	2,775	2,478	3,796	5,443	11,23,079	11,77,803	9,98,879	14,67,836	20,92,004
Fencing materials (including fencing wire) . . . "	2,188	1,725	1,291	1,145	1,521	10,20,975	7,67,079	4,86,091	4,39,761	5,05,918
Hoops and strips . . . "	21,420	22,144	13,684	15,178	17,013	44,61,199	42,46,585	24,15,701	24,62,786	25,68,569
Nails, rivets, and washers (excluding wire nails) . . . "	6,314	5,234	6,552	6,627	6,451	20,03,090	16,45,311	19,71,997	17,39,056	17,15,211
Old, for re-manufacture . . . "	802	925	4,504	883	416	39,899	47,358	1,85,130	36,029	17,605
Pipes and fittings, cast . . . "	9,682	9,564	6,194	6,433	4,446	25,90,754	23,17,101	16,77,900	19,27,432	18,18,304
Rails, chains, and fish-plates (excluding those for railways) . . . "	5,239	21,745	6,003	104,884	40,862	8,46,486	28,28,267	8,67,700	1,24,93,007	52,35,208
Screws—										
Wood (s) . . . "	—	—	—	361	356	—	—	—	2,83,973	2,82,035
Metal thread (s) . . . "	—	—	—	472	530	—	—	—	3,51,731	3,36,330
Total Screws . . . "	902	1,108	1,068	833	886	7,44,386	8,62,841	8,86,983	6,35,704	5,68,365
Sheets and plates—										
Galvanised—										
Corrugated . . . "	185,590	253,797	232,109	275,036	265,603	5,32,46,056	6,66,12,142	5,98,79,334	6,66,67,064	5,77,04,889
Plain . . . "	19,718	17,859	16,915	22,650	20,443	58,68,838	49,01,032	45,91,957	57,79,666	49,04,578
Tinned—										
Tinplates . . . "	25,845	17,970	11,551	16,407	14,621	1,01,14,361	64,30,085	39,77,247	52,93,360	45,39,114
Other sorts . . . "	47	126	41	1,013	192	22,006	49,848	22,469	3,83,317	62,411
Not galvanised or tinned—										
Plates over ½" thick . . . "	35,425	15,130	10,425	24,056	29,308	56,85,051	26,40,251	16,00,608	32,59,652	38,58,164
Sheets up to ½" thick . . . "	9,902	10,214	4,684	18,469	23,942	21,10,083	19,30,471	9,29,703	30,41,998	38,01,542
Other sorts . . . "	7,292	2,243	1,401	1,871	1,081	13,17,376	4,84,480	2,40,632	2,86,800	1,74,675
Total not galvanised or tinned . . . "	52,619	27,587	16,510	44,396	54,331	91,12,510	50,05,202	27,70,943	66,18,450	78,36,381
Total Sheets and plates . . . "	283,819	317,389	277,126	359,502	356,190	7,83,63,771	8,29,98,329	7,12,41,950	8,47,42,357	7,50,45,363
Sleepers and keys of steel or iron for Railways† . . . "	—	—	—	—	16,639	—	—	—	—	23,92,080
Tubes, pipes, and fittings, wrought . . . "	15,427	12,736	12,202	28,533	16,655	58,07,045	49,19,412	44,87,100	84,94,733	51,12,318
Wire—										
More than fencing wire . . . "	1,383	1,331	862	1,255	1,341	4,66,170	3,89,713	2,58,453	3,47,888	4,22,091
Wire nails . . . "	439	268	392	329	483	1,18,440	63,429	57,668	80,253	94,369
Wire rope—										
Black . . . "	1,480	870	1,483	2,071	2,169	11,41,321	6,91,833	9,55,579	12,43,768	12,01,101
Galvanised . . . "	1,937	1,608	1,233	1,839	1,424	8,56,283	11,94,158	8,13,125	11,33,640	8,30,745
Other manufactures of iron or steel . . . "	19,638	17,877	21,135	27,441	27,183	58,48,023	59,95,167	71,13,418	83,51,773	92,91,397
Total Iron or Steel . . . "	405,268	452,683	381,581	625,908	566,817	11,25,38,753	11,60,98,814	9,93,23,748	13,63,96,319	11,90,05,377
Lead—										
Unwrought—										
Ore . . . "	9	10	5	27	11	5,085	6,420	3,073	13,097	4,906
Pig . . . Cwts.	3,532	1,522	1,993	1,925	601	86,768	39,751	45,738	37,150	10,760
Other sorts . . . "	28	292	198	1,400	323	1,302	8,124	4,122	39,880	6,953
Wrought—										
Sheets, pipes, and tubes—										
Sheets . . . "	5,618	7,845	6,523	10,447	5,957	1,66,663	2,13,059	1,71,680	2,44,394	1,15,595
Pipes and tubes . . . "	1,994	2,547	2,233	3,842	2,195	64,012	80,568	66,667	1,00,690	59,351
Sheets for tea chests . . . "	13,421	12,013	8,479	4,278	4,014	5,91,227	4,19,749	2,98,961	1,54,041	1,05,264
Other sorts . . . "	4,101	3,565	5,139	5,452	3,176	1,49,375	1,27,001	1,82,722	1,56,205	89,306
Total Lead (excluding ore) . . . "	28,784	27,784	24,565	27,944	16,266	9,69,947	8,33,252	7,69,890	7,32,160	3,87,726
Quicksilver . . . Lbs.	58,716	20,704	7,676	20,741	51,321	1,32,774	51,959	21,479	73,565	2,10,749
Solder . . . Cwts.	760	620	2,786	6,460	5,048	63,400	59,229	3,17,539	6,87,112	4,43,942
Tin—										
Unwrought (blocks, ingots, bars, and slabs) . . . "	3,016	1,475	1,311	1,015	1,032	5,30,534	2,68,528	2,53,667	1,95,064	1,65,924
Wrought (including plates or sheets, not being tinned iron) . . . "	470	164	166	22	40	38,858	34,092	40,337	4,879	6,980
Total Tin . . . "	3,486	1,639	1,477	1,037	1,072	5,69,392	3,02,620	2,94,004	1,99,943	1,72,904
Zinc or spelter—										
Unwrought . . . "	83,152	17,465	25,315	84,533	79,737	7,34,768	4,13,234	5,58,900	15,36,868	13,23,449
Wrought or manufactured . . . "	33,477	35,058	47,406	17,502	6,836	8,76,075	9,27,566	11,81,401	4,57,017	1,97,966
Other sorts . . . "	137	143	275	47	46	2,913	4,128	29,856	672	443
Total Zinc or Spelter . . . "	66,766	52,666	72,996	102,082	86,619	16,13,756	13,44,928	17,70,157	19,94,557	15,21,858

(a) Separately recorded from 1927-28.
 †Recorded under Railway plant and Rolling Stock prior to 1928-29.

No. 13—continued
 UNITED KINGDOM—continued
 IMPORTS THEREFROM—continued

ARTICLES	QUANTITY					VALUE				
	1924-25	1925-26	1926-27	1927-28	1928-29	1924-25	1925-26	1926-27	1927-28	1928-29
MINERALS AND ORES—continued										
Metals, unenumerated . Cwts.	13,949	9,509	21,145	13,094	11,816	7,36,562	6,24,948	12,23,202	7,78,582	7,68,098
Ores, unenumerated . Tons	1	1	2	15	6	1,735	1,310	1,227	625	5,442
Total Metals (excluding ores)	463,863	511,264	424,198	709,708	671,412	14,44,71,007	14,52,08,160	12,17,18,747	16,84,93,085	15,15,85,476
Total Ores	14	14	7	42	17	7,500	8,262	4,352	13,722	10,348
Total Metals and Ores	463,877	511,278	424,205	709,750	671,429	14,44,78,507	14,53,08,412	12,17,23,079	16,85,06,807	15,15,95,823
MICA—										
In Blocks . . . Cwts.	1,221	4,129	673	509	7	1,26,523	5,15,294	1,31,328	45,435	3,855
In Splittings	12	50	80	45	5	6,238	7,359	15,527	4,761	942
Total Mica	1,233	4,179	753	554	12	1,32,761	5,22,653	1,46,855	50,196	4,797
Oils—										
Animal—										
Fish oil . . . Gals.	9,723	9,155	76,834	212,136	199,909	24,275	22,569	1,40,576	3,75,568	3,45,668
Other kinds	6,409	15,866	10,400	9,772	15,816	15,557	53,369	25,650	19,599	34,043
Essential—										
Synthetic										
Natural—	66	110	62	58	97	3,579	8,221	2,945	1,989	7,874
Eucalyptus	978	500	861	737	531	22,047	12,487	22,900	23,132	15,308
Lemon	953	1,116	1,034	1,280	997	28,110	35,017	43,732	59,086	46,208
Peppermint	54	30	163	57	303	6,070	2,580	14,740	2,900	19,132
Other sorts	5,283	5,382	3,598	4,269	4,531	1,40,999	1,50,391	1,62,005	1,74,419	1,69,094
Total Essential oils	7,384	7,138	5,718	6,401	6,459	2,00,805	2,08,696	2,46,322	2,61,626	2,57,614
Mineral—										
Fuel oils	5,600	97	79,404	16,943	189	840	28	14,573	3,621	222
Kerosene	120	3,331	83	1,956,900	60	60	3,767	64	5,81,090	30
Lubricating oils—										
Batching oils	342,554	135,808	5,567	17,669	—	3,22,306	1,27,572	5,302	23,203	..
Other Lubricating oils	870,323	788,682	751,900	761,204	840,367	17,19,686	15,94,161	14,02,425	12,83,771	13,21,376
Paints, solutions and compositions, dangerous flashing below 76°F.	1,340	6,086	414	3,485	14,617	8,783	22,764	2,898	13,725	95,942
Other kinds	212,495	248,361	344,631	308,625	320,391	4,05,858	3,88,508	5,30,339	5,63,817	5,81,190
Total Mineral oils	1,432,432	1,182,335	1,181,999	3,064,826	1,175,604	24,63,538	21,27,798	19,55,511	25,09,227	19,98,760
Vegetable, non-essential—										
Coconut	6,260	687	7,361	9,317	6,783	15,143	1,862	22,014	26,001	17,554
Groundnut	692	6,026	882	..	357	2,309	18,218	3,383	..	968
Linseed	210,487	241,079	230,453	251,200	230,934	8,38,840	9,90,285	10,08,880	9,02,713	7,91,168
Other sorts	36,886	29,439	35,407	28,536	7,785	1,35,634	1,47,953	1,33,001	1,06,365	28,788
Total Oils, vegetable, non-essential	254,325	277,331	274,103	289,053	245,859	9,91,926	11,58,268	11,67,918	10,35,079	8,38,478
Total Oils	1,710,223	1,462,325	1,549,054	3,582,188	1,643,647	36,96,096	36,80,700	35,35,977	42,60,199	34,74,568
OIL-CLOTH AND FLOOR CLOTH . . . Sq. Yards										
	422,559	424,365	373,508	497,726	457,888	5,59,738	5,63,677	4,95,963	4,97,162	5,23,497
PACKING-ENGINE AND BOILER—OF ALL KINDS, ETC. . . Value										
	—	—	—	—	—	3,75,338	3,17,632	3,62,603	3,85,989	3,60,695
PAINTS AND PAINTERS' MATERIALS—										
Paints and Colours—										
Barytes . . . Cwts.	638	449	556	20,212	12,448	4,328	2,738	3,665	65,085	33,835
Blue paint or Paris blue	761	719	874	966	263	68,592	50,682	53,859	63,863	26,937
Enamels, prepared	6,986	8,243	10,170	11,931	8,659	5,64,982	6,18,058	6,74,394	8,32,586	4,58,321
Graphite	1,544	1,688	1,767	2,180	4,003	65,909	64,211	82,748	77,282	96,221
Red lead—										
Genuine, dry	8,521	11,131	14,121	17,184	14,910	2,90,345	3,87,879	4,57,919	4,20,150	3,51,022
Reduced,	251	160	263	209	144	7,227	5,070	3,075	5,083	3,508

No. 13—continued
 UNITED KINGDOM—continued
 IMPORTS THEREFROM—continued

ARTICLES	QUANTITY					VALUE				
	1924-25	1925-26	1926-27	1927-28	1928-29	1924-25	1925-26	1926-27	1927-28	1928-29
PAINTS AND PAINTERS' MATERIALS—continued										
Paints and Colours—continued										
White lead—						R	R	R	R	R
Genuine, dry . Cwts	6,031	8,900	7,779	7,164	4,972	2,03,048	2,92,605	2,44,150	2,22,401	1,35,756
Reduced, " . "	375	150	223	143	42	8,178	4,690	6,611	3,740	910
Genuine, moist . "	5,067	7,309	7,556	21,493	3,381	2,00,723	2,43,330	2,38,218	5,52,377	2,45,044
Reduced, " . "	1,589	1,291	2,045	785	1,351	56,771	47,369	92,802	21,013	37,882
Zinc white—										
Genuine, dry . "	1,742	3,924	2,241	2,537	2,001	70,899	1,20,267	71,394	91,539	66,061
Reduced, " . "	760	162	74	598	175	14,233	3,798	1,279	10,459	1,988
Genuine, moist . "	22,911	29,050	32,870	31,961	29,061	9,66,099	11,63,245	12,44,543	11,47,092	9,89,126
Reduced, " . "	6,979	9,499	8,061	6,378	6,129	1,97,213	2,45,195	2,00,344	1,48,020	1,39,324
Other sorts . . "	173,035	165,546	169,333	168,223	189,131	49,10,468	44,06,432	44,99,402	47,05,511	51,20,452
Total Paints and Colours . "	237,790	248,327	257,933	291,972	281,320	76,35,615	78,60,079	78,79,403	84,26,210	79,00,996
Painters' materials, etc.—										
Turpentine—										
Genuine turpentine . "	2,602	2,588	2,894	3,451	2,348	1,03,725	1,57,371	1,06,508	1,00,838	90,782
Turpentine substitute . "	2,199	2,050	2,239	2,591	2,003	60,429	55,817	54,006	53,966	39,910
Total Turpentine . "	4,801	4,638	5,133	6,042	4,351	2,24,155	2,13,688	2,20,514	2,14,804	1,30,692
Varnish . . . "	20,085	25,203	23,642	35,014	23,786	14,61,704	17,34,198	18,81,183	19,84,210	17,35,698
Other kinds . . Value	—	—	—	—	—	2,31,425	3,30,217	4,71,398	5,94,121	6,28,320
Total Painters' materials, etc.	—	—	—	—	—	19,67,284	23,28,103	25,78,085	27,93,144	24,95,210
Total Paints and Painters' Materials . . "	—	—	—	—	—	96,02,899	99,88,782	1,04,52,438	1,12,19,354	1,04,02,206
PAPER AND PASTEBOARD—										
Paper—										
Packing paper . Cwts.	15,122	23,698	22,868	22,170	16,936	4,10,360	5,96,960	6,08,150	5,74,521	4,67,766
Printing paper—										
News printing . "	6,904	8,116	14,813	20,705	13,921	1,26,024	1,22,878	2,10,489	3,05,341	1,83,394
Other sorts . . "	99,255	121,579	71,572	75,502	161,927	28,21,897	28,73,820	17,22,309	17,81,673	22,43,853
Writing paper and envelopes—										
Writing paper in large sheets . . "	80,891	70,745	53,705	58,833	62,082	26,56,055	24,12,597	20,04,713	20,25,997	21,03,095
Note and letter paper and envelopes . "	3,829	6,405	7,426	7,655	7,434	2,87,574	3,99,093	5,39,940	5,62,901	4,51,476
Envelopes imported separately . "	4,021	4,893	8,397	9,203	9,107	2,88,920	3,17,188	4,75,826	6,02,167	5,89,278
Old newspaper in bales and bags . . "	454,680	393,021	455,930	506,982	662,389	33,13,774	24,72,395	26,47,280	23,19,089	34,31,304
Other kinds of paper . . "	11,519	12,202	11,666	12,034	15,065	7,91,357	8,46,242	10,29,662	9,95,975	10,37,921
Paper manufactures . . "	21,290	14,552	12,649	6,835	8,022	14,37,778	9,43,729	9,31,703	5,98,825	5,55,102
Total Paper . . "	697,571	655,209	664,086	725,922	897,333	1,21,34,239	1,09,84,903	1,01,70,062	1,02,64,489	1,11,63,219
Pasteboard, millboard, and cardboard of all kinds										
Strawboards . . "	4,057	936	1,965	1,834	2,898	43,054	10,763	25,293	14,516	29,190
Other kinds . . "	11,260	13,430	22,016	24,107	46,526	3,11,676	3,37,815	4,42,716	4,84,400	8,44,322
Manufactures of pasteboard, millboard and cardboard . . "	10,225	6,489	7,332	4,210	7,057	5,33,513	3,29,624	2,91,764	1,95,234	2,36,304
Total pasteboard, millboard and cardboard of all kinds . . "	25,542	20,855	31,313	30,151	56,481	8,88,243	6,73,202	7,69,073	6,94,150	11,60,316
Total Paper and Pasteboard . . "	723,113	676,064	695,399	756,073	953,814	1,30,22,482	1,16,58,104	1,09,29,730	1,09,59,639	1,23,23,535
PAPER-MAKING MATERIALS—										
Pulp of wood . . Cwts.	8	948	2,704	3,732	5,994	550	12,095	30,280	49,871	80,279
PARAFFIN WAX . . Tons	69	162	7	41	50	20,277	64,172	4,131	11,900	34,359
PERFUMERY not being PERFUMED SPIRIT . Value	—	—	—	—	—	18,665	6,778	22,541	22,746	20,296
PITCH AND TAR—										
Coal tar and pitch . Cwts.	40,192	59,216	23,835	29,884	26,531	3,10,021	3,41,767	1,53,183	2,23,112	1,85,768
Stockholm tar and pitch . "	2,673	5,315	4,610	3,824	2,639	42,724	61,634	68,295	48,789	37,045
PLANTS, LIVING (including BULBS AND SEEDS FOR SOWING) . Value	—	—	—	—	—	57,997	37,751	45,037	43,048	25,461
POLISHES—										
Polishes and compositions for application to leather . . "	—	—	—	—	—	12,69,403	13,65,713	12,44,143	14,00,466	15,76,555
Polishes and compositions for application to metals, etc. . "	—	—	—	—	—	5,09,997	5,32,347	4,23,575	4,36,951	4,53,714
Wood polish . . . "	—	—	—	—	—	86,222	90,825	70,375	71,992	69,242
Other sorts (a) . . "	—	—	—	—	—	—	—	1,33,008	1,33,268	1,62,636
Total Polishes . . "	—	—	—	—	—	19,25,622	19,68,886	18,85,106	21,42,377	22,62,147

(a) Separately recorded from 1926-27.

No. 13—continued

UNITED KINGDOM—continued

IMPORTS THEREFROM—continued

ARTICLES	QUANTITY					VALUE				
	1924-25	1925-26	1926-27	1927-28	1928-29	1924-25	1925-26	1926-27	1927-28	1928-29
PRECIOUS STONES AND PEARLS, UNSET—						R	R	R	R	R
Precious stones, unset—										
Diamonds . . . Value	—	—	—	—	—	14,97,723	16,26,364	11,83,402	10,91,455	9,77,520
Other precious stones . . .	—	—	—	—	—	88,672	62,881	64,278	2,90,673	6,808
Pearls . . .	—	—	—	—	—	—	910	—	2,071	27
Total Precious stones and Pearls, unset . . .	—	—	—	—	—	15,86,395	16,90,655	12,47,705	13,83,599	9,83,855
PRINTING AND LITHOGRAPHING MACHINERY AND MATERIALS (excluding PAPER)—										
Printing and lithographing presses . . .	—	—	—	—	—	13,29,206	10,27,761	10,07,761	11,17,239	12,50,263
Printing type . . . Cwts.	958	1,053	895	832	1,116	1,66,891	2,00,979	1,91,686	1,58,300	2,54,085
Printers' and lithographers' ink . . . Value	—	—	—	—	—	5,05,676	5,59,766	6,07,585	7,87,522	7,08,156
Other materials . . .	—	—	—	—	—	2,67,292	2,01,776	2,71,543	3,84,252	4,77,774
Total Printing and Lithographing machinery and materials, etc. . .	—	—	—	—	—	22,69,065	23,50,232	20,78,575	24,47,313	26,90,273
PRINTS, ENGRAVINGS, AND PICTURES—										
Photographs and picture post cards . . .	—	—	—	—	—	49,524	37,888	34,066	97,513	28,052
Others . . .	—	—	—	—	—	4,83,122	34,510	1,12,867	88,051	99,244
Total Prints, Engravings and Pictures . . .	—	—	—	—	—	5,32,646	1,22,398	1,46,933	1,85,564	1,27,296
PROVISIONS AND OILMAN'S STORES—										
Bacon and hams . . . Cwts.	14,617	14,671	14,548	14,315	14,359	14,96,858	18,38,892	16,40,341	16,43,485	15,38,554
Biscuits and cakes . . .	28,805	34,090	42,637	48,681	49,683	32,25,798	38,49,810	45,20,019	51,32,585	46,89,838
Butter (including canned) . . .	162	124	112	217	304	21,491	16,880	16,798	32,404	49,786
Canned and bottled provisions, etc.—										
Canned or bottled fruits . . .	1,575	1,664	1,119	1,462	1,853	1,18,837	1,23,678	82,324	1,27,579	1,37,274
Tinned or canned fish . . .	4,791	4,786	4,711	4,520	4,701	3,69,687	3,51,710	3,58,055	3,61,042	3,32,067
Vegetable products (a) . . .	—	—	—	6,998	2,172	—	—	—	2,96,152	92,829
Others . . .	48,507	57,001	69,689	60,572	63,896	85,72,470	30,08,538	49,74,345	42,14,677	42,51,031
Cheese (including canned) . . .	2,918	2,463	2,332	2,434	2,287	3,38,758	3,03,184	2,67,681	2,75,178	2,83,761
Cocoa and chocolate . . .	2,263	2,107	2,695	2,300	2,979	2,31,077	1,99,991	2,57,252	2,02,515	3,08,646
Confectionery . . .	17,640	21,880	23,540	21,222	20,849	19,21,466	2113,999	21,69,179	21,45,127	20,87,191
Farinaceous and patent food—										
Farinaceous foods in bulk . . .	112	10,253	592	205	741	4,450	1,65,474	55,690	3,603	12,035
Milk foods for infants, etc. . .	12,924	9,383	12,078	13,741	15,800	24,70,593	21,11,230	26,30,637	27,40,311	29,78,595
Other sorts . . .	17,217	19,119	21,263	24,816	25,929	11,31,832	11,43,433	12,86,315	15,53,378	16,48,748
Isinglass . . .	52	37	12	19	21	22,507	12,161	4,485	6,263	6,503
Jams and jellies . . .	9,433	7,559	8,469	9,060	10,189	5,56,123	4,83,556	4,62,230	4,88,091	5,27,512
Lard . . .	191	495	194	339	344	17,085	37,273	17,035	28,333	23,172
Milk, condensed and preserved (including milk cream) . . .	14,143	30,165	49,650	60,700	48,859	10,24,233	19,17,647	27,36,946	31,71,639	23,10,768
Pickles, chutnies, sauces, and condiments . . .	5,402	5,512	3,973	3,927	4,602	5,04,534	4,43,440	3,30,298	4,07,635	4,33,863
Vinegar (excluding bottled vinegar) . . .	14,913	20,489	14,022	10,456	17,670	25,456	31,974	24,712	16,202	25,912
Other sorts of provisions . . . Value	—	—	—	—	—	2,84,916	2,60,340	3,55,374	5,35,370	6,56,920
Total Provisions and Oilman's stores . . .	—	—	—	—	—	1,73,33,677	1,92,63,527	2,24,00,316	2,34,07,724	2,25,45,644
RAILWAY PLANT AND ROLLING-STOCK—										
Carriages and parts thereof . . .	—	—	—	—	—	2,12,61,765	75,45,133	70,61,607	1,53,61,052	—
Wagons and parts thereof . . .	—	—	—	—	—	1,23,41,077	1,77,40,847	52,65,924	51,60,324	—
Locomotive engines and tenders and parts thereof . . .	—	—	—	—	—	70,84,949	93,95,740	50,91,131	83,69,886	—
Materials for construction—										
Bridge-work . . . Tons	10,102	717	202	—	—	29,55,025	1,07,608	55,223	—	—
Rella, chairs, and fish-plates of steel or iron (b), . . .	19,442	—	—	—	—	29,46,160	—	—	—	—
Sleepers and keys of steel or iron . . .	21,929	23,763	3,997	35,001	—	43,75,583	43,69,462	7,33,226	55,90,505	—
Sleepers of wood . . .	647	341	127	119	—	83,292	36,545	35,271	49,614	—
Other sorts . . .	10,275	12,375	5,625	5,333	—	36,76,562	31,68,433	19,33,537	27,42,839	—
Total Railway plant and rolling-stock . . . Value	—	—	—	—	—	5,41,08,418	4,24,53,268	2,00,83,069	3,71,44,429	—

(a) Separately recorded from 1927-28.
(b) Included in "Iron or steel" from 1925-26.
* Discontinued from 1928-29.

No. 13—continued
 UNITED KINGDOM—continued
 IMPORTS THEREFROM—continued

ARTICLES	QUANTITY					VALUE				
	1924-25	1925-26	1926-27	1927-28	1928-29	1924-25	1925-26	1926-27	1927-28	1928-29
RUBBER—						R	R	R	R	R
Rubber Lbs.	20,684	..	157	2,439	508	22,204	..	405	8,237	617
Manufactures—										
Pneumatic motor covers No.	65,344	92,865	109,259	115,521	117,355	20,39,609	45,59,664	42,08,913	47,55,889	45,48,102
Pneumatic tubes "	90,609	147,854	160,826	174,395	147,213	7,37,029	12,91,535	10,99,603	12,52,155	10,61,377
Pneumatic cycle covers "	5,313	7,874	7,102	8,444	9,727	1,32,032	1,43,562	1,30,011	1,15,986	65,123
Pneumatic cycle tubes "	7,464	9,736	10,113	20,391	12,555	48,300	46,972	42,579	44,515	30,329
Pneumatic covers "	117,160	252,315	252,011	349,910	417,700	9,63,575	8,66,798	7,13,951	7,18,457	7,96,650
Pneumatic tubes "	284,993	346,238	329,727	419,333	519,944	5,63,621	5,73,319	4,87,302	5,36,709	6,54,954
Solid rubber tyres for motor vehicles "	6,302	4,759	5,638	5,486	4,292	7,15,725	5,51,648	7,07,310	6,61,550	4,61,325
Other manufactures (except apparel and boots and shoes) Value	—	—	—	—	—	17,57,365	15,67,074	14,80,618	14,73,775	13,26,533
Total Rubber, raw and manufactures "	—	—	—	—	—	78,79,460	96,00,572	88,71,192	95,62,273	89,80,010
SALT Tons	107,048	103,873	53,598	81,225	69,002	27,30,568	19,55,076	14,08,024	26,02,397	19,53,432
SEEDS—										
Oil seeds—										
Essential "	27	1	39	47	11	6,363	2,611	10,467	29,062	7,753
Non-essential "	2	29	4	20	1	2,794	14,252	680	7,639	3,143
Other than oilseeds "	31	23	33	45	57	62,273	80,157	63,180	1,05,920	1,13,633
Total Seeds "	60	53	76	112	69	71,430	97,020	83,327	1,42,671	1,24,564
SHELLS AND COQUILLES . Value	—	—	—	—	—	1,500	10,051	225	100	1,600
Smokers' requisites (excluding tobacco) "	—	—	—	—	—	1,76,527	1,59,032	1,30,903	2,32,792	1,31,564
SOAP—										
Household and laundry soap in bars or tablets Cwts.	299,844	333,433	334,193	342,992	312,501	88,03,579	97,57,393	97,93,235	1,06,30,191	95,24,737
Toilet soap "	24,727	26,147	29,523	32,825	35,939	29,23,649	30,15,423	34,71,092	36,63,062	33,58,317
Other sorts "	25,894	31,198	16,017	12,373	13,592	7,53,312	7,94,247	4,51,008	4,36,462	5,01,717
Total Soap "	350,465	390,823	379,733	388,195	362,132	1,24,80,540	1,35,67,068	1,37,10,335	1,47,29,715	1,33,85,271
SAMPLES ILLUSTRATIVE OF NATURAL SOURCES Value	—	—	—	—	—	36,117	16,660	23,609	12,049	20,334
SPICES—										
Almonds Cwts.	1	267	1,366	..	228	30	6,431	29,345	..	4,425
Cardamoms "	10	32	..	5	..	3,040	11,576	..	1,291	..
Cloves "	3,439	4,405	5,764	3,457	1,949	1,19,399	63,673	62,263	33,729	20,139
Pepper "	10	5	1,494	231	8	365	373	92,674	10,038	377
Other sorts "	44	50	115	484	195	938	3,645	4,952	11,081	2,743
Total Spices "	3,554	4,757	8,739	4,177	2,375	1,24,322	85,758	1,39,234	65,159	27,634
STARCH AND FARINA—										
Starch "	6,971	6,179	2,615	1,447	2,206	1,19,296	1,09,933	59,625	39,733	49,632
Farina and potato flour "	3,365	2,037	813	787	240	35,093	33,654	10,500	10,326	3,624
Total Starch and Farina "	8,336	8,216	3,428	2,234	2,446	1,54,389	1,43,587	70,125	50,059	53,256
STATIONERY (excluding PAPER)—										
Pencils (excluding slate pencils) doz.	314,923	228,991	202,336	214,517	234,274	2,17,203	1,41,513	1,30,303	1,43,371	1,46,809
Other sorts Value	—	—	—	—	—	49,09,174	49,38,655	43,22,101	51,12,963	53,62,623
Total Stationery, etc. "	—	—	—	—	—	51,26,377	51,30,166	43,54,204	52,56,334	56,09,432
STICKS AND WHIPS "	—	—	—	—	—	42,557	48,913	34,201	39,984	33,841
STONE AND MARBLE—										
Stone and marble Tons	113	2,406	2,560	1,472	1,249	48,137	3,12,660	2,51,336	1,46,609	1,90,253
Articles of stone and marble "	174	113	630	187	101	79,413	30,716	1,07,521	45,674	42,514
Total Stone and Marble "	287	2,519	3,190	1,659	1,350	1,27,600	3,43,376	3,58,857	1,92,283	2,32,767

No. 13—*continued*]
UNITED KINGDOM—*continued*
IMPORTS THEREFROM—*continued*

ARTICLES	QUANTITY					VALUE				
	1924-25	1925-26	1926-27	1927-28	1928-29	1924-25	1925-26	1926-27	1927-28	1928-29
						£	£	£	£	£
SUGAR—										
Best sugar . . . Tons.	19	3,972	3,670	1	3,387	5,284	8,37,790	7,32,315	342	6,81,071
Sugar, 16 Dutch standard and above . . . "	124	2,296	5,561	368	1,414	92,023	5,79,891	12,61,156	1,50,007	3,32,530
Sugar, 16 Dutch standard and below . . . "	44	26	2	..	9	15,536	8,856	1,376	2,277	5,517
Other sorts . . . "	1	881	4	..	78	4
Total Sugar . . . "	188	6,294	9,233	369	4,810	1,13,774	14,26,541	19,95,347	1,53,621	10,10,122
TALLOW AND STEARINE—										
Grease (excluding mineral grease) . . . Cwts.	4,559	4,385	5,498	5,226	4,108	1,14,351	97,574	1,02,894	1,05,503	71,197
Other sorts . . . "	24,386	23,768	22,987	14,456	10,932	3,80,405	3,56,488	7,62,124	4,26,206	3,69,320
Total Tallow and Stearine . . . "	28,945	28,153	28,485	19,682	15,040	4,94,756	4,54,062	8,65,018	5,31,709	4,40,517
TEA, BLACK . . . Lbs.	28,024	397,983	171,897	252,517	413,130	27,014	2,38,964	1,65,798	2,46,426	2,97,640
" GREEN . . . "	1,673	13,761	4,457	34,466	2,005	1,242	7,309	3,424	34,490	1,408
Total Tea . . . "	29,697	411,744	176,354	286,983	415,135	28,256	2,46,273	1,69,222	2,80,916	2,99,048
TEA-CHESTS, ENTIRE OR IN SECTIONS—										
Of Iron or Steel or other metal . . . Value	—	—	—	—	—	1,91,570	47,948	19,274	1,32,086	95,372
Wood . . . "	—	—	—	—	—	78,46,788	67,04,041	48,67,528	59,49,318	54,97,962
Total Tea-chests, etc. . . "	—	—	—	—	—	79,38,358	67,51,989	48,86,802	60,81,404	55,93,334
TELEGRAPHS, MATERIALS FOR CONSTRUCTION AND ACCESSORIES (excluding ELECTRICAL) . . . "										
	—	—	—	—	—	1,07,669	91,058	1,95,238	28,162	25,637
TELEPHONES, MATERIALS FOR CONSTRUCTION AND ACCESSORIES (excluding ELECTRICAL) . . . "										
	—	—	—	—	—	3,36,475	2,21,754	1,91,436	2,22,425	1,91,654
TEXTILES—										
COTTON—										
Raw . . . Tons	1,325	206	5,008	661	911	23,32,398	2,77,020	44,64,224	7,57,011	11,76,661
Waste . . . Cwts.	312	250	3	31	1,512	8,601	4,242	140	1,105	30,848
Twist and yarn—										
Grey (unbleached)—										
Nos. 1 to 10 . . . Lbs.	1,500	999	12,103	5	1,700	1,741	1,430	16,451	7	3,245
" 11 to 15 . . . "	9,081	22,483	20,941	13,820	20,137	18,034	33,661	22,938	15,325	16,115
" 16 to 20 . . . "	377,723	414,908	468,441	664,996	721,127	5,62,200	6,84,344	6,67,135	3,81,774	2,70,460
" 21 to 25 . . . "	119,028	156,634	133,023	153,400	184,903	2,12,409	2,67,413	1,93,750	2,13,955	1,54,648
" 26 to 30 . . . "	222,669	264,963	136,402	244,972	136,703	3,71,536	3,94,838	1,76,157	2,44,416	1,55,508
" 31 to 40 . . . "	2,134,044	1,594,412	3,332,816	3,352,473	3,216,740	33,02,022	21,36,716	40,36,498	33,27,131	37,64,379
" 41 to 50 . . . "	1,782,518	943,667	1,113,943	1,065,865	1,065,458	37,12,053	16,07,251	15,30,993	14,29,322	15,13,018
" 51 to 60 . . . "	2,661,909	1,764,376	3,011,483	3,405,757	4,532,312	60,50,926	35,63,332	52,27,624	51,64,744	70,41,323
" 61 to 100 . . . "	1,997,243	1,725,268	1,875,705	1,676,220	2,039,336	50,78,070	43,20,233	35,46,837	31,21,697	43,10,821
Above No. 100 . . . "	113,532	171,230	149,037	115,576	139,360	3,76,234	6,00,103	4,41,940	2,39,051	4,66,725
Two-folds (doubles) . . . "	1,249,235	609,136	1,912,064	1,306,330	2,962,456	23,50,169	13,21,422	29,17,260	23,18,325	44,30,001
Total of Grey . . . "	10,713,637	7,663,606	12,716,073	11,999,523	15,021,232	2,30,85,444	1,49,41,863	1,87,81,724	1,70,05,815	2,29,76,232

No. 13—continued
 UNITED KINGDOM—continued
 IMPORTS THEREFROM—continued

ARTICLES	QUANTITY					VALUE				
	1924-25	1925-26	1926-27	1927-28	1928-29	1924-25	1925-26	1926-27	1927-28	1928-29
						£	£	£	£	£
TEXTILES—continued										
COTTON—continued										
Twist and yarn—continued										
White bleached—										
Nos. 1 to 20 (a) . Lbs.	—	—	—	4,598	908	—	—	—	6,398	1,590
„ 21 to 25 (a) . „	—	—	—	24,223	8,207	—	—	—	37,456	12,476
„ 26 to 30 (a) . „	—	—	—	54,911	27,517	—	—	—	78,171	41,898
„ 31 to 40 (a) . „	—	—	—	1,171,872	1,164,600	—	—	—	14,18,230	14,81,695
„ 41 to 50 (a) . „	—	—	—	9,250	9,828	—	—	—	22,452	13,204
Above No. 50 (a) . „	—	—	—	1,087,337	1,118,597	—	—	—	21,05,884	22,48,572
Two-folds (doubles) (a) . „	—	—	—	1,549,831	2,284,959	—	—	—	27,54,985	33,62,115
Total of White (bleached) „	2,790,629	3,064,466	3,246,943	3,852,022	4,614,516	62,59,784	63,33,230	52,41,202	64,18,576	71,56,550
Coloured—										
Nos. 1 to 20 . „	311,549	364,248	237,489	398,569	272,598	6,28,888	6,31,103	3,59,756	5,51,042	3,52,632
„ 21 to 25 . „	299,010	358,234	338,297	237,226	222,770	5,53,759	5,42,688	4,40,141	2,94,761	2,87,947
„ 26 to 30 . „	192,024	180,467	114,841	112,588	95,830	2,81,872	1,62,480	1,18,753	1,30,502	48,838
„ 31 to 40 . „	4,244,053	2,723,982	2,123,481	2,646,893	1,788,929	82,60,236	44,94,898	29,88,302	34,82,640	25,30,852
„ 41 to 50 . „	49,100	57,774	73,097	73,777	49,011	1,02,831	94,486	98,229	97,243	72,010
Above No. 50 . „	356,025	366,992	391,465	360,970	275,104	11,69,252	11,94,864	10,71,550	8,97,720	6,81,808
Two-folds (doubles) „	763,903	890,927	521,853	551,198	499,421	18,50,165	18,58,763	9,78,815	9,53,953	8,80,566
Total of Coloured . „	6,215,663	4,892,624	3,805,014	4,381,212	3,093,668	1,28,46,998	89,79,177	60,11,546	64,07,861	47,99,153
Mercerised Cotton yarn—										
Nos. 1 to 20 (a) . „	—	—	—	538	..	—	—	—	1,722	..
„ 21 to 25 (a) . „	—	—	—	900	..	—	—	—	1,947	..
„ 26 to 30 (a) . „	—	—	—	16	12,900	—	—	—	19	17,610
„ 41 to 50 (a) . „	—	—	—	..	2,000	—	—	—	..	2,976
Above No. 50 (a) . „	—	—	—	2,633	1,386	—	—	—	8,970	3,418
Two-folds (doubles) (a) „	—	—	—	236,665	322,743	—	—	—	10,54,951	7,38,332
Total of Mercerised Cotton yarn „	996,619	329,947	293,821	290,752	389,529	33,25,892	11,01,186	7,34,594	10,67,609	7,62,385
Unspecified descriptions of Twist and Yarn										
	87,580	24,222	39,305	36,132	25,273	29,656	24,300	38,436	49,206	16,091
Total Twist and Yarn	20,759,073	15,979,865	20,106,156	20,559,641	23,094,208	4,54,97,774	3,13,80,256	3,08,07,502	3,09,49,087	3,56,10,352
Manufactures—										
Blankets	76,765	102,985	218,416	89,669	59,627	52,889	72,777	1,30,989	23,289	34,546
Canvas Yards	500,859	527,717	708,317	564,245	620,106	4,49,186	5,59,573	6,17,932	4,92,172	6,48,859
Handkerchiefs and shawls in the piece—										
Handkerchiefs . No.	7,709,642	5,503,033	6,555,195	7,264,778	5,922,363	18,26,306	15,20,317	11,20,194	11,03,233	10,16,593
Shawls	684,168	322,308	330,020	203,606	151,971	10,24,309	4,78,023	5,72,789	3,32,145	3,45,435
Total Handkerchiefs and shawls in the piece . „	8,393,810	5,825,391	6,985,215	7,468,384	6,074,334	28,51,615	19,98,400	16,92,983	14,35,428	13,62,033
Hosiery—										
Stockings and socks Dozen	48,521	54,227	55,998	12,969	5,647	1,84,594	1,39,040	1,66,964	60,115	35,647
Underwear (b) . Dozen	—	6,014	9,085	11,302	4,836	1,05,375	91,714	97,444	58,316	45,462
Other sorts Value	—	—	—	—	—	72,587	1,10,165	47,972	59,337	35,313
Total Hosiery	—	—	—	—	—	3,62,556	3,40,919	3,12,180	1,77,768	1,16,423
Lace and patent net . Yards	1,068,869	729,297	743,088	1,022,187	756,966	7,67,032	5,79,772	5,22,333	6,49,120	4,31,322

(a) Separately recorded from 1927-28.
 (b) Quantity recorded from 1926-26.

No. 13—continued
 UNITED KINGDOM—continued
 IMPORTS THEREFROM—continued

ARTICLES	QUANTITY					VALUE				
	1924-25	1925-26	1926-27	1927-28	1928-29	1924-25	1925-26	1926-27	1927-28	1928-29
	£	£	£	£	£	£	£	£	£	£
<i>TEXTILE—continued</i>										
<i>COTTON—continued</i>										
<i>Manufactures—continued</i>										
<i>Piece-goods—</i>										
<i>Grey (unbleached)—</i>										
Plain grey—										
Chadars . . . Yards	35,228	40,200	3,897	12,000	12,494	12,333	10,680	1,497	3,400	5,601
Dhuttis, Saris and Scarves . . . "	756,484	804,408	1,326,307	320,778	254,778	3,31,878	2,63,240	5,51,619	96,526	78,964
Drills and Jeans . . . "	359,341	354,064	645,253	267,994	321,097	1,50,778	3,61,350	2,23,924	91,718	1,06,116
Flannel and Flannellettes . . . "	20,691	2,799	5,221	..	12,000	10,946	3,479	4,701	..	4,459
Jaconets, including Madapolams, Mulls and Cambrics . . . "	86,977,584	56,839,637	72,499,559	78,891,912	78,502,467	2,02,19,482	1,74,62,190	1,91,61,004	1,81,66,007	1,83,25,170
Longcloth and Shirtings . . . "	145,541,518	87,230,439	70,830,037	76,863,523	48,859,953	5,18,53,176	2,87,51,806	1,86,21,790	1,85,59,323	1,21,33,015
Sheetings . . . "	112,981	95,542	204,758	45,795	13,099	53,512	39,324	70,234	24,130	11,336
T. Cloth and Domestics . . . "	366,684	276,973	200,375	229,051	64,533	1,66,613	1,03,746	64,526	65,333	17,934
Unspecified descriptions . . . "	1,131,640	258,936	154,313	446,518	1,250,361	4,15,456	91,142	69,765	1,26,033	2,76,361
Total Plain Grey . . . "	237,301,901	146,409,043	146,369,720	157,032,570	128,791,247	6,22,24,224	4,70,91,957	3,87,69,050	3,71,32,460	3,09,59,456
Bordered Grey—										
Chadars . . . "	795,539	636,515	1,225,840	787,426	1,065,253	3,10,033	2,23,922	3,64,335	2,01,649	2,33,370
Dhuttis, Saris and Scarves . . . "	438,379,304	414,135,443	440,984,714	493,307,495	451,644,703	15,77,35,633	12,34,23,077	11,31,70,793	11,30,93,613	10,65,42,303
Drills and Jeans . . . "	29,000	5,391	3,900	3,925	..	16,236	3,034	3,946	5,263	..
Flannel and Flannellettes . . . "	10,200	7,668	19,636	9,639	13,051	25,534
Jaconets, including Madapolams, Mulls and Cambrics . . . "	123,235	27,029	17,368	..	33,340	24,714	9,120	6,391	..	3,623
Longcloth and Shirtings . . . "	519,919	109,536	103,453	..	19,211	1,92,246	49,600	24,772	..	4,133
Sheetings . . . "	11,000	..	14,064	22,033	..	3,257
Unspecified descriptions . . . "	245,477	10,010	37,340	29,330	14,374	31,574	10,795	34,634	5,271	6,060
Total Bordered Grey . . . "	490,119,224	414,932,142	442,411,320	494,073,426	452,326,336	15,33,92,153	12,37,43,649	11,36,39,712	11,33,06,796	10,68,50,024
Total Grey (unbleached), Plain and Bordered . . . "	727,421,125	561,391,190	588,781,040	651,109,996	581,117,583	24,06,16,377	17,08,35,606	15,24,08,762	15,54,39,256	13,78,09,480
White (bleached)—										
Chadars . . . "	712,393	277,234	323,339	232,671	76,493	1,79,305	30,234	92,569	66,335	25,463
Checks, Spots and Stripes . . . "	10,554,295	6,372,663	11,232,000	12,016,415	10,555,796	44,69,532	24,46,905	35,97,360	36,70,623	33,93,469
Dhuttis, Saris and Scarves . . . "	68,365,666	72,577,265	113,957,561	71,631,315	43,124,050	2,52,73,304	2,43,79,719	3,45,90,630	1,91,10,053	1,30,29,924
Drills and Jeans . . . "	3,560,354	3,400,476	3,510,653	4,231,266	3,317,939	26,36,623	23,60,620	22,06,731	25,03,306	23,04,492
Flannel and Flannellettes . . . "	7,042	11,696	42,075	13,404	2,141	3,539	5,327	26,270	7,713	3,174
Jaconets, Madapolams, Cambrics and Mulls . . . "	3,333,195	7,039,326	10,533,110	3,446,979	7,695,965	43,13,332	33,35,435	47,43,936	35,45,427	31,03,371
Lawns . . . "	9,064,417	3,365,576	14,741,701	7,764,004	7,939,533	34,70,116	45,74,150	72,06,393	33,34,115	35,37,495
Longcloth and Shirtings . . . "	116,532,074	36,505,211	90,321,957	102,333,757	111,374,415	4,70,29,563	3,37,57,363	3,02,35,432	3,19,01,772	3,39,33,353
Mulls . . . "	135,531,573	167,200,931	219,337,373	203,044,263	242,305,332	6,03,74,365	5,19,73,519	6,10,94,263	5,12,69,950	5,93,30,433
Nainsooks . . . "	304,056,231	75,432,356	62,300,566	39,353,375	73,909,641	2,93,75,151	1,37,06,597	1,33,23,959	1,76,47,610	1,51,90,319
Sheetings . . . "	149,291	110,633	157,531	244,316	53,103	1,22,059	90,354	1,07,000	1,31,779	53,327
T. Cloth and Domestics . . . "	..	6,632	1,130	134	29,233	..	3,597	609	43	10,943
Twills . . . "	13,246,359	12,166,641	11,701,761	14,733,172	17,532,155	65,22,155	56,93,924	46,54,700	39,23,313	66,00,430
Unspecified descriptions . . . "	12,309,623	6,633,920	11,009,003	7,143,314	5,940,621	61,40,626	29,02,334	37,04,372	23,30,207	16,95,663
Total White (bleached) . . . "	532,914,653	446,265,723	550,234,533	526,753,340	525,361,457	19,24,70,926	15,03,35,973	10,57,14,499	14,19,94,309	14,23,35,364

UNITED KINGDOM—continued

IMPORTS THEREFROM—continued

ARTICLES	QUANTITY					VALUE				
	1924-25	1925-26	1926-27	1927-28	1928-29	1924-25	1925-26	1926-27	1927-28	1928-29
						£	£	£	£	£
TEXTILES—continued										
COTTON—continued										
Manufactures—continued										
Piece-goods—continued										
Coloured, printed or dyed—										
Printed goods—										
Cambrics, including Madapolams, Muslins, Mulls and Jaconets Yards	28,849,847	21,758,626	17,880,275	22,809,772	19,570,909	97,92,107	65,95,559	48,10,705	64,34,821	58,99,684
Chadars	15,697	..	9,724	5,936	..	2,982
Checks, spots and stripes	1,506,247	844,148	1,192,654	1,128,058	1,265,582	6,61,313	4,05,320	6,02,214	4,52,015	5,13,511
Dhuties	41,130	..	785,746	78,058	28,312	17,760	..	3,89,272	32,283	6,192
Drills and Jeans	14,929,388	15,511,697	15,638,822	19,874,185	10,831,157	67,64,547	59,39,769	52,02,873	60,12,780	34,20,036
Flannel and Flannelettes	130,574	174,227	218,831	200,994	168,414	65,689	75,578	78,972	85,852	75,145
Lungis	5,310,748	4,065,513	4,414,419	4,618,555	5,045,889	28,84,830	21,98,556	20,13,173	19,65,896	23,33,663
Prints and Chintz	55,498,399	50,144,279	45,773,172	65,114,232	67,490,992	2,12,01,974	1,72,94,689	1,40,02,179	1,91,26,853	1,83,68,371
Saris and Scarves	27,163,633	26,171,337	24,407,966	29,839,505	29,849,086	1,34,48,051	1,22,14,482	90,62,347	1,05,45,361	1,09,56,211
Sateens (a)	—	3,524,580	3,906,566	5,417,115	4,224,010	—	17,15,939	16,67,323	25,10,344	20,72,258
Shirtings	19,608,480	14,911,498	23,032,807	25,485,439	25,276,625	80,68,307	57,13,961	79,03,114	83,33,641	74,43,734
Twills	7,802,410	5,267,354	9,902,089	8,299,409	6,673,902	38,70,340	23,01,521	35,52,555	27,24,173	20,44,010
Woven Lungis and Sarongs	296,002	817,425	2,787,251	1,948,032	1,456,359	1,67,406	4,80,725	13,01,661	6,74,276	6,85,124
Unspecified descriptions	15,187,651	7,219,277	4,989,167	5,497,743	3,223,960	73,44,766	30,00,677	19,61,542	19,94,951	11,07,159
Total Printed goods	176,339,581	150,469,961	154,240,489	189,801,097	175,104,197	7,42,93,056	5,79,41,776	3,25,56,116	6,08,93,246	5,44,25,148
Dyed goods—										
Cambrics, including Madapolams, Muslins, Mulls and Jaconets	13,220,745	10,809,540	20,100,589	20,640,832	22,061,324	49,24,930	37,73,512	64,80,260	60,34,579	68,85,047
Chadars	3,366	10,488	67,586	6,043	..	2,969	7,700	32,670	1,057
Checks, spots and stripes	7,990,108	5,241,976	8,987,026	8,295,748	9,251,856	42,56,888	38,04,714	54,62,606	46,98,994	51,50,827
Dhuties	32,981	96,508	69,568	115,769	32,240	22,150	49,574	23,098	32,422	25,627
Drills and Jeans	2,639,069	2,835,154	3,679,933	2,675,604	3,075,317	18,85,458	18,41,784	20,29,588	13,67,694	14,55,767
Flannel and Flannelettes	256,241	250,959	104,957	47,803	149,703	1,13,496	1,01,261	36,585	17,921	50,704
Italian cloth and sateens (a)	—	12,597,622	24,975,151	23,726,710	27,017,478	—	75,84,905	1,29,22,445	1,01,14,048	1,10,79,493
Lungis	239,706	111,839	163,486	69,457	115,582	1,45,896	63,854	82,430	36,771	61,071
Prints and Chintz	844,391	434,556	1,335,535	820,073	174,070	4,09,607	2,17,756	7,29,433	3,06,242	80,797
Saris and Scarves	1,074,002	682,856	2,598,219	2,700,324	2,683,162	5,92,817	3,12,613	10,26,346	11,85,410	9,89,656
Shirtings	26,094,762	21,789,729	27,437,034	30,366,418	25,339,972	95,49,310	73,24,332	80,05,493	76,71,296	67,99,643
Twills	9,480,676	9,650,340	9,106,645	11,886,550	14,381,607	50,56,491	43,76,480	39,59,683	43,62,397	61,76,990
Woven Lungis and Sarongs	80,261	74,117	238,471	243,753	355,232	37,351	49,217	1,09,844	1,23,752	1,52,861
Unspecified descriptions	69,481,157	18,123,152	18,900,323	15,214,926	10,639,410	3,81,33,434	1,07,41,224	85,79,780	60,13,743	40,78,705
Total Dyed goods	121,385,999	82,631,758	120,201,515	116,382,553	116,334,001	6,45,32,928	3,97,49,195	4,94,55,796	4,24,97,047	4,24,33,235

(a) Separately recorded from 1925-26.

No. 13—continued

UNITED KINGDOM—continued

IMPORTS THEREFROM—continued

ARTICLES	QUANTITY					VALUE				
	1924-25	1925-26	1926-27	1927-28	1928-29	1924-25	1925-26	1926-27	1927-28	1928-29
TEXTILES—continued										
COTTON—concluded										
Manufactures—concluded										
Piece-goods—concluded										
Coloured, printed or dyed—continued										
Woven coloured goods—										
Cambrics, including Madapolams, Muslins, Mulls, and Jaconets . Yards	1,705,480	878,487	1,710,124	2,344,199	1,002,854	9,92,454	4,75,781	8,81,759	9,97,505	7,45,152
Ohadars	88,199	..	8,751	1,785	39	11,154	..	2,830	1,156	238
Checks, spots and Stripes	2,878,818	2,089,050	4,438,946	5,657,585	7,385,809	17,08,710	12,12,477	29,62,132	38,97,637	42,47,679
Coatings and Trouserings including Cashmeres, Serges and Tweeds(a)	—	3,022,080	4,710,473	4,399,711	4,733,516	—	22,65,567	31,04,008	26,82,990	31,47,668
Dhatis	570,628	97,291	379,099	302,232	188,022	2,11,870	45,438	1,19,221	1,07,783	82,105
Drills and Jeans	990,165	813,008	1,278,749	2,122,757	691,352	5,71,390	3,42,082	4,28,124	6,09,128	2,20,244
Flannel and Flannelottes	219,236	244,682	155,885	249,302	458,330	94,126	1,05,896	64,775	83,326	1,65,675
Lungs and Sarongs	1,008,989	2,397,301	2,188,435	2,278,088	2,267,238	6,42,215	18,38,708	16,54,234	10,20,374	10,04,544
Prints and Chints	34,005	172,509	114,275	10,054	27,400	23,568	88,262	42,799	4,232	11,961
Saris and Scarves	2,448,406	2,352,329	5,339,076	4,916,586	3,211,368	11,37,528	9,48,022	18,23,327	15,34,253	10,12,312
Shirtings	5,275,438	5,151,053	5,151,109	4,948,181	8,685,688	22,02,329	24,96,329	21,83,886	22,68,914	41,70,430
Twill	2,646,055	864,210	1,724,637	1,554,397	938,651	12,08,985	4,80,586	7,97,642	6,39,167	2,54,048
Velvet and Velveteens(a)	—	789,930	830,479	1,080,130	1,028,582	—	7,51,807	7,78,081	9,03,845	8,66,745
Unspecified descriptions	22,866,660	15,489,472	14,788,145	15,662,311	12,754,941	1,62,18,529	1,08,46,397	89,45,621	82,54,088	69,83,901
Total Woven Coloured goods	40,677,174	34,313,152	43,858,184	45,527,238	44,168,235	2,56,18,818	2,13,99,818	2,37,83,999	2,25,14,426	2,30,17,099
Total Coloured, Printed or Dyed goods	338,402,754	267,404,371	318,300,138	352,210,938	335,606,433	16,44,94,797	11,90,90,284	12,57,95,910	12,59,05,619	11,99,30,432
Fents of all descriptions	15,248,779	11,645,772	9,507,913	12,985,149	12,506,107	52,31,413	42,51,204	34,55,942	40,84,302	42,23,533
Rope Lbs.	682,371	852,537	808,497	806,033	820,353	11,43,300	12,97,996	9,88,515	9,70,522	10,09,532
Thread, sewing	1,898,387	1,713,459	1,711,228	1,940,585	1,786,262	67,54,453	74,78,929	65,71,046	67,27,678	61,69,413
Towels in the piece . Yards	3,679	1,250	3,396	9,443	2,205	2,945	6,970	8,503	12,425	1,626
Other sorts of manufactures Lbs.	588,200	465,365	431,944	444,843	513,658	17,96,214	10,67,798	10,45,537	9,34,893	11,41,508
Total Cotton Manufactures (including twist and yarn) Value	—	—	—	—	—	66,24,92,072	48,98,44,682	49,00,73,138	46,97,95,810	45,08,73,325
FLAX—										
Twist and yarn Lbs.	27,318	44,590	10,752	13,510	18,010	47,299	64,730	11,400	7,539	17,658
Manufactures—										
Canvases Yards	975,997	1,219,570	1,421,939	1,687,573	1,531,687	14,07,837	16,21,545	27,18,223	21,44,184	18,22,020
Piece-goods	408,738	603,065	561,235	5,37,823	809,925	3,40,923	4,56,177	2,70,259	3,54,366	4,46,194
Thread, sewing Lbs.	62,309	108,687	61,279	72,409	78,504	1,80,122	2,36,623	1,45,532	1,78,225	1,89,420
Other sorts	523,169	438,969	396,904	482,573	523,622	9,65,821	7,90,359	7,54,923	8,61,170	9,43,066
Total Flax manufactures (including twist and yarn) Value	—	—	—	—	—	29,42,007	31,09,439	30,06,342	35,65,484	44,28,353

No. 13—continued
 UNITED KINGDOM—continued
 IMPORTS THEREFROM—continued

ARTICLES	QUANTITY					VALUE				
	1924-25	1925-26	1926-27	1927-28	1928-29	1924-25	1925-26	1926-27	1927-28	1928-29
						£	£	£	£	£
TEXTILES—continued										
Haberdashery and Millinery—										
Lace and Embroidery Value	—	—	—	—	—	4,76,923	3,88,188	2,72,509	3,57,987	2,69,851
Towels not in the piece . . . No.	130,327	126,072	101,989	113,954	204,808	1,37,048	1,02,035	93,815	88,805	87,708
Other sorts . . . Value	—	—	—	—	—	23,30,712	24,62,672	23,81,678	25,63,775	23,75,228
Total Haberdashery and Millinery . . . "	—	—	—	—	—	29,44,683	29,47,895	27,48,002	30,09,967	27,32,287
HEMP—										
Manufactures (excluding cordage)—										
Cloth . . . Yards	15,285	18,202	13,411	2,784	2,051	19,086	24,069	25,059	3,835	925
Other sorts . . . Value	—	—	—	—	—	1,89,687	1,18,234	66,976	75,054	66,449
Total Hemp manufactures, etc. . . "	—	—	—	—	—	1,89,773	1,42,303	92,035	78,889	67,374
JUTE—										
Twist and yarn . . . Lbs.	13,919	39,071	27,433	66,188	54,475	7,685	12,338	9,678	18,948	13,189
Manufactures—										
Canvas . . . Yards	828,571	263,671	347,248	282,834	325,907	2,09,903	2,12,865	2,39,698	2,40,834	2,00,664
Gunny bags . . . No.	31,818	246,084	568,143	27,304	17,082	11,026	1,04,365	1,81,532	12,468	9,140
Gunny cloth . . . Yards	3,362,982	4,411,846	1,818,799	43,067	890,116	4,47,285	7,66,040	3,58,009	20,452	94,179
Rope and twine . . . Cwts.	149	910	202	979	2,052	13,118	26,501	18,469	49,170	1,08,662
Other kinds . . . "	2,066	2,576	2,578	3,267	3,904	2,49,268	1,62,218	1,82,741	1,42,544	1,75,677
Total Jute (including Twist and Yarn) . Value	—	—	—	—	—	9,33,285	12,33,817	9,85,147	4,24,416	6,04,461
SILK—										
Raw . . . Lbs.	3,738	9,932	1	10	4,057	6,064	14,006	7	66	26,645
Silk yarn, noils, and manufactures—										
Goods of silk mixed with other materials Yards	216,654	172,797	187,546	226,863	213,182	3,91,954	3,40,003	3,80,086	3,46,157	3,78,116
Piece-goods . . . "	109,967	100,534	145,204	128,151	92,221	3,76,954	2,97,517	2,96,186	2,58,151	3,46,266
Thread for sewing . . . Lbs.	5,108	10,798	7,270	11,273	11,755	83,400	1,37,849	1,05,197	1,58,367	1,71,435
Other sorts . . . "	9,628	17,116	6,813	5,004	6,208	1,19,734	1,11,128	67,844	65,275	79,008
Total Silk manufactures (including Silk yarn, etc.) Value	—	—	—	—	—	13,48,940	9,79,270	8,66,752	8,37,428	11,07,528
WOOL—										
Raw . . . Lbs.	2,159,188	1,185,246	1,404,395	1,605,296	1,248,832	82,37,853	17,37,809	16,10,294	21,86,430	19,83,341
Wool and knitting wool, manufactures—										
Blankets . . . "	804,714	860,305	539,836	266,237	278,994	5,33,591	6,29,248	4,32,580	2,72,866	4,20,331
Brands . . . "	4,208	4,299	1,480	7,987	1,727	19,512	19,900	6,243	15,739	5,836
Carpets and rugs . . . "	385,858	484,960	320,092	290,850	209,178	9,90,222	13,42,646	10,77,188	8,71,729	6,06,345
Hosiery . . . "	249,919	343,300	322,180	377,991	367,624	12,41,243	19,31,844	16,08,010	17,49,920	17,34,670
Piece-goods . . . Yards	6,015,400	5,281,922	5,972,568	7,125,281	5,469,845	1,56,59,945	1,50,25,779	1,42,51,586	1,62,15,980	1,21,70,444
Shawls . . . No.	168,467	171,098	172,805	175,497	110,917	7,03,573	8,02,469	6,66,147	6,47,191	4,19,584
Other sorts . . . Lbs.	176,916	113,400	125,653	89,817	144,120	2,96,860	1,69,126	1,77,530	1,42,009	1,46,166
Total Wool Manufactures (including yarn and knitting wool) . Value	—	—	—	—	—	2,08,18,177	2,11,18,654	1,04,83,392	2,10,56,018	1,65,21,798
ARTIFICIAL SILK—										
Artificial silk yarn . . . Lbs.	703,011	760,957	654,617	2,277,315	1,685,520	26,04,671	23,80,221	14,07,847	46,83,724	30,51,629
Piece-goods of cotton and artificial silk . . . Yards	8,163,537	6,512,918	16,078,929	14,262,832	12,619,126	82,72,682	58,10,045	1,17,18,977	99,07,419	84,12,289
Other sorts . . . Value	—	—	—	—	—	1,88,430	1,44,490	2,39,411	2,33,083	2,73,176
OTHER TEXTILES—Manufactured . . . "	—	—	—	—	—	45,737	50,534	56,207	46,824	90,448

No. 13—*continued*
 UNITED KINGDOM—*continued*
 IMPORTS THEREFROM—*continued*

ARTICLES	QUANTITY					VALUE				
	1924-25	1925-26	1926-27	1927-28	1928-29	1924-25	1925-26	1926-27	1927-28	1928-29
TOBACCO—						£	£	£	£	£
Unmanufactured . . . Lbs.	225,268	57,591	205,678	84,387	21,155	1,98,298	1,01,901	1,58,851	79,562	56,698
Manufactured—										
Cigars	1,812	6,608	2,041	2,620	1,996	25,592	57,806	22,956	37,429	25,377
Cigarettes	2,713,708	3,377,448	4,142,286	5,564,082	4,924,101	1,20,12,952	1,56,97,361	1,92,88,240	2,38,22,763	1,99,52,724
Tobacco for pipes and Cigarettes	262,728	258,760	286,419	236,215	195,949	16,82,968	16,25,193	15,50,586	14,41,761	12,20,888
Other sorts	21,620	27,996	82,811	26,706	24,257	1,16,706	1,40,456	1,81,541	1,41,507	1,18,829
Total Tobacco	3,225,136	3,728,408	4,620,185	5,863,960	5,167,458	1,39,02,511	1,76,22,717	2,11,96,674	2,55,23,042	2,18,74,516
TOILET REQUISITES (NOT SPECIFIED ELSEWHERE) Value	—	—	—	—	—	20,69,867	21,43,305	23,56,630	24,32,134	25,83,910
TOYS AND REQUISITES FOR GAMES AND SPORTS including FISHING TACKLE—										
Toys	—	—	—	—	—	4,89,501	5,33,141	6,17,401	6,43,842	7,09,376
Requisites for games and sports (excluding firearms, etc.)—										
Playing cards	—	—	—	—	—	66,541	56,061	95,106	99,061	84,372
Other sorts	—	—	—	—	—	6,62,318	7,02,031	6,98,742	7,91,393	7,95,356
Total Toys and requisites for games and sports, etc.,	—	—	—	—	—	12,38,355	12,97,133	14,11,249	15,38,301	16,49,604
UMBRELLAS AND UMBRELLA FITTINGS—										
Umbrellas, complete including parasols and sunshades No.	180,844	264,469	215,896	173,000	211,081	5,93,456	8,11,159	6,21,914	5,26,140	6,10,891
Umbrella fittings Value	—	—	—	—	—	12,84,132	10,23,853	8,53,075	10,98,814	9,50,997
VEHICLES, excluding LOCOMOTIVES, ETC., FOR RAILWAYS—										
Carriages and carts not mechanically propelled and parts thereof (excluding Railway carriages, trucks, etc.)—										
Carriages and carts not mechanically propelled (excluding Railway carriages, trucks, etc.) No.	994	980	1,186	1,355	899	1,98,336	3,33,292	2,53,649	2,55,517	1,66,762
Parts of carriages and carts (excluding rubber tyres) Value	—	—	—	—	—	8,95,736	8,71,761	4,15,551	4,25,540	3,45,840
Perambulators and children's go-carts No.	5,262	5,663	7,346	7,228	9,589	1,91,022	1,91,002	2,34,607	2,18,107	2,77,757
Parts of perambulators and children's go-carts Value	—	—	—	—	—	3,521	6,618	3,105	5,839	4,677
Total Carriages and Carts, etc.	—	—	—	—	—	12,38,665	9,08,268	9,06,812	9,05,003	7,98,086
Cycles (other than motor cycles) and parts thereof and accessories—										
Cycles imported entire or in sections No.	57,679	93,759	112,537	136,675	161,021	39,38,857	52,56,018	59,13,702	61,61,868	67,46,516
Parts of cycles and accessories (excluding rubber tyres) Value	—	—	—	—	—	25,74,450	34,61,477	32,55,946	38,99,468	39,81,506
Total of Cycles, etc.	—	—	—	—	—	65,13,307	87,07,495	91,69,648	1,00,61,336	1,07,28,122

No. 13—continued

UNITED KINGDOM—continued

IMPORTS THEREFROM—continued

ARTICLES	QUANTITY					VALUE				
	1924-25	1925-26	1926-27	1927-28	1928-29	1924-25	1925-26	1926-27	1927-28	1928-29
VEHICLES, excluding LOCOMOTIVES, ETC., FOR RAILWAYS—continued.						£	£	£	£	£
Mechanically propelled vehicles (excluding railway locomotives and tractors)—										
Aircraft No.	1	3	11	4,330	28,042	1,19,128
Parts of aircraft Value	—	—	—	—	—	1,02,918	7,559	7,899	44,158	75,869
Carriages and parts for railways "	—	—	—	—	—	—	—	—	—	92,84,284
Wagons and parts for railways ^a "	—	—	—	—	—	—	—	—	—	40,10,638
Motor cars (including taxicabs) No.	1,682	2,399	2,546	3,600	3,645	60,89,293	77,09,825	80,42,233	1,02,54,925	97,54,256
Motor cycles (including scooters) "	1,201	1,453	1,865	1,964	1,611	7,91,222	8,32,309	9,76,004	11,09,308	9,23,947
Motor omnibuses, motor vans, and motor lorries—										
Imported with bodies "	100	46	62	102	55	5,46,222	2,68,090	5,37,655	6,54,728	3,48,673
Chassis "		292	279	345	418					
Parts of Mechanically propelled vehicles and accessories, other than of aircraft (excluding rubber tyres) Value	—	—	—	—	—	19,46,657	22,83,185	23,54,460	32,82,138	33,76,324
Total Mechanically propelled vehicles, etc. "	—	—	—	—	—	94,76,312	1,23,66,057	1,36,08,555	1,69,93,645	2,95,94,190
Ships, parts of "	—	—	—	—	—	10,83,279	8,70,462	2,85,502	15,88,973	18,99,686
Total Vehicles, etc. "	—	—	—	—	—	1,83,61,568	2,23,47,282	2,39,70,517	2,95,43,957	4,30,20,034
WAX OF ALL KINDS, other than PARAFFIN WAX (excluding CANDLES) Cwts.	286	652	338	884	539	17,667	22,583	23,043	24,897	19,919
WOOD AND TIMBER—										
Deal and pine wood Cub. Tons	2,403	417	93	276	118	56,970	53,977	25,135	20,440	23,039
Other timber (a) "	143	—	—	—	—	8,324	—	—	—	—
Ornamental wood (a) Value	—	—	—	—	—	15,254	—	—	—	—
Other kinds of wood and timber "	—	—	—	—	—	1,904	37,832	1,18,890	2,25,620	1,33,921
Manufactures of wood "	—	—	—	—	—	6,57,112	6,06,596	5,61,472	6,42,544	6,68,083
Total Wood and Timber "	—	—	—	—	—	7,29,564	6,98,405	7,05,547	8,88,604	8,25,943
POSTAL ARTICLES NOT SPECIFIED "	—	—	—	—	—	2,59,14,839	2,72,99,061	2,49,73,698	2,55,48,862	2,62,74,718
ALL OTHER ARTICLES OF MERCHANDISE "	—	—	—	—	—	16,23,006	16,80,680	13,50,515	13,69,173	16,20,311
GRAND TOTAL "	—	—	—	—	—	123,45,04,782	115,32,02,107	110,52,42,516	119,21,01,021	113,24,42,969

GOVERNMENT STORE

ARTICLES	QUANTITY					VALUE				
	1924-25	1925-26	1926-27	1927-28	1928-29	1924-25	1925-26	1926-27	1927-28	1928-29
APPAREL (including DRAPERY, UNIFORMS, ACCOUTREMENTS, BUT excluding Hosiery) Value	—	—	—	—	—	12,18,781	10,17,110	23,74,326	9,37,473	11,62,209
LEADS, AMMUNITION, AND MILITARY STORES—										
Fuzes, and parts thereof "	—	—	—	—	—	5,12,401	3,34,741	11,31,491	16,32,793	48,43,974
Other sorts "	—	—	—	—	—	18,41,645	22,44,162	10,72,535	16,86,019	13,73,402

(a) Included in "other kinds of wood and timber" from 1925-26.
 * Recorded under "Railway plant and rolling stock" prior to 1928-29.

No. 13—continued
 UNITED KINGDOM—continued
 IMPORTS THEREFROM—continued.

GOVERNMENT STORES—continued

ARTICLES	QUANTITY					VALUE				
	1924-25	1925-26	1926-27	1927-28	1928-29	1924-25	1925-26	1926-27	1927-28	1928-29
BOOKS, PRINTED, AND PRINTED MATTER (not being STATIONERY) including MAPS AND CHARTS Value	—	—	—	—	—	1,37,720	1,21,311	1,09,157	2,04,018	2,06,475
BOOTS AND SHOES Pairs	1,496	474	6	14	10	14,707	4,832	60	277	107
BUILDING AND ENGINEERING MATERIALS other than OF IRON, STEEL OR WOOD—Bricks and tiles—Bricks No.	22,763	4,032	6,169	9,111	4,432	10,291
Fire bricks "	8,249	4,399	59,276	65,684	131,585	1,323	1,593	14,040	21,838	25,570
Tiles "	2,000	65,971	84,630	60,000	39	375	88,249	16,199	4,859	46
Cement Tons	3,598	23,354	5,373	8,514	9,918	1,69,091	1,66,335	2,66,129	3,34,145	4,59,347
Other sorts Value	—	—	—	—	—	31,501	51,605	45,381	5,807	32,970
Total Building and Engineering materials "	—	—	—	—	—	2,11,401	2,12,214	3,53,440	4,75,999	5,17,933
CHEMICALS "	—	—	—	—	—	4,43,147	6,97,311	7,75,696	5,45,032	7,20,440
COAL AND COKE Tons	6,732	3,543	50	..	237	1,33,763	33,577	2,444	..	13,335
DRUGS, MEDICINES AND NARCOTICS—Drugs—Quinine salts—Quinine hydrochloride or dihydrochloride Lbs.	502	1,059	67	36	35	29,973	26,770	3,551	1,736	2,933
Others "	979	574	4	27	47	5,233	5,330	69	302	1,504
Other sorts Value	—	—	—	—	—	1,46,059	1,61,097	1,04,462	1,25,893	43,213
Medicines and Narcotics "	—	—	—	—	—	1,96,861	1,31,556	1,99,447	2,52,291	2,73,461
Total Drugs, Medicines and Narcotics "	—	—	—	—	—	3,69,125	3,24,393	3,07,549	3,80,722	3,26,471
EARTHENWARE AND PORCELAIN—Earthenware (including pipes) "	—	—	—	—	—	24,054	40,355	35,757	34,429	30,900
Porcelain "	—	—	—	—	—	26,740	26,081	21,413	20,173	51,626
Total Earthenware and Porcelain (including pipes of earthenware) "	—	—	—	—	—	50,794	66,436	57,170	54,602	1,22,526
GLASS AND GLASSWARE—Bottles and phials Gross	1,376	3,973	2,633	3,752	2,659	62,943	62,396	87,216	66,331	69,533
Other glassware Value	—	—	—	—	—	3,49,322	3,37,174	3,07,542	2,18,497	2,10,206
Total Glass and Glassware "	—	—	—	—	—	4,12,165	4,00,070	3,94,758	3,04,828	2,79,739
HARDWARE AND CUTLERY, including AGRICULTURAL IMPLEMENTS AND PLATED WARE "	—	—	—	—	—	26,64,947	26,86,207	27,33,132	22,44,363	18,92,265
INSTRUMENTS, APPARATUS, AND APPLIANCES AND PARTS THEREOF—Medical Value	—	—	—	—	—	37,791	42,116	49,733	40,639	47,715
Photographic "	—	—	—	—	—	60,654	1,08,572	1,27,456	73,561	1,55,302
Other kinds "	—	—	—	—	—	39,04,511	37,67,593	40,68,736	45,17,479	53,47,393
Total Instruments, Apparatus and Appliances and parts thereof "	—	—	—	—	—	30,02,956	39,13,286	42,45,930	46,31,679	60,50,410
LEATHER—Unwrought Cwts.	52	97	107	298	325	13,973	54,020	33,915	47,347	67,451
Manufactures—Saddlery and harness Value	—	—	—	—	—	639	117	12,149	859	130
Other sorts (excluding boots and shoes) "	—	—	—	—	—	31,311	71,506	39,050	39,633	32,065
Total Leather "	—	—	—	—	—	1,00,973	1,25,643	1,35,114	88,359	99,646
LIQUORS Gals.	6,304	1,412	417	524	446	16,536	12,164	6,705	9,301	5,394
MACHINERY AND MILLWORK—Locomotive Engines and tenders and parts thereof for Railways* Value	—	—	—	—	—	—	—	—	—	1,07,05,496
Steam-engines and parts (other than locomotives) "	—	—	—	—	—	6,27,105	5,09,697	3,99,212	6,42,306	7,70,333
Other sorts of machinery "	—	—	—	—	—	59,50,740	31,39,305	96,36,275	92,51,939	2,12,93,203
Total Machinery and Millwork "	—	—	—	—	—	65,77,845	36,49,002	1,00,35,487	99,94,795	3,27,69,562
METALS AND ORES—Brass, Bronze, and similar alloys, and manufactures thereof, wrought Cwts.	1,432	1,146	1,123	1,394	474	1,05,970	92,353	71,333	92,973	34,236
Copper—Unwrought "	7,105	96	293	102	101	3,33,533	7,231	12,234	4,360	5,124
Wrought "	1,420	3,302	3,446	7,371	4,039	90,376	2,35,427	1,59,040	3,71,374	2,47,625
Total Copper "	3,525	3,398	3,739	7,973	4,140	4,29,109	2,43,658	1,71,324	3,75,634	2,52,740

* Recorded under "Railway plant and rolling stock" prior to 1926-27.

No. 13—continued
 UNITED KINGDOM—continued
 IMPORTS THEREFROM—continued

GOVERNMENT STORES—continued

ARTICLES	QUANTITY					VALUE				
	1924-25	1925-26	1926-27	1927-28	1928-29	1924-25	1925-26	1926-27	1927-28	1928-29
METALS AND ORES—continued										
Iron—										
Pig . . . Tons	3	4,487	302	7,017	3,280	148	3,81,627	35,329	5,23,956	2,26,490
Manufactures—										
Angle, bolt, and rod ..	290	130	135	148	49	1,04,659	56,811	53,932	29,264	5,324
Bars and channels ..	423	676	622	139	158	1,01,024	1,74,468	2,11,420	38,077	40,115
Total Iron . . .	716	5,243	1,059	7,304	3,487	2,05,831	5,63,926	3,00,681	5,86,297	2,71,929
Steel—										
Bars and channels . . .	355	956	1,333	966	1,194	74,284	1,44,909	1,84,687	1,67,468	1,76,515
Cast	74	140	523	95	508	98,466	1,33,635	2,34,243	33,742	53,729
Total Steel . . .	429	1,096	1,856	1,061	1,702	1,72,750	2,78,544	4,08,930	2,01,210	2,60,244
Iron or Steel—										
Anchor and cables ..	60	47	74	127	48	50,427	20,369	37,122	94,378	12,929
Hoops and strips . . .	92	39	78	22	46	28,387	8,858	17,471	4,058	11,377
Nails, screws, rivets, and washers ..	128	244	264	193	235	55,570	1,00,071	1,13,978	48,940	69,433
Rolls and fish plates of steel or iron (a) ..	—	2,047	1,809	31,123	4,106	—	2,65,846	2,27,282	42,50,546	6,64,411
Sheets and plates (including galvanized and tinned plates) ..	3,512	3,120	1,887	1,909	1,414	3,50,122	7,74,235	4,74,136	5,11,749	3,60,986
Sleepers and Keys steel or iron for Railway (b) . . .	—	—	—	—	561	—	—	—	—	1,30,091
Wire	436	536	173	103	622	1,10,412	1,36,378	61,084	50,384	1,59,065
Other manufactures of iron or steel . . .	11,097	16,486	7,317	12,484	16,779	31,94,530	44,95,756	23,11,063	32,02,617	46,86,857
Total Iron or Steel . . .	15,325	22,519	11,602	45,661	23,311	42,91,504	58,01,515	32,42,136	31,62,672	60,98,149
Lead—										
Pig Cwts.	241	10	3,950	5,162	245	32,369
Wrought—										
Sheets, pipes and tubes ..	915	1,702	1,387	649	431	25,052	1,60,706	79,210	14,757	3,025
Other sorts	8	15	120	20	14	138	450	3,409	579	349
Total Lead	1,159	1,727	5,757	669	445	30,342	1,61,401	1,64,988	15,336	3,373
Tin—										
Unwrought (blocks, ingots, bars, and slabs) ..	26	2,531	56	91	20	2,911	4,71,626	10,418	8,752	3,218
Wrought (including plates or sheets not being tinned iron) . . .	226	2	160	..	101	4,859	329	22,470	108	12,158
Total Tin	254	2,533	216	91	121	7,770	4,71,955	32,888	8,860	15,371
Zinc or spelter, wrought or manufactured . . .										
	3,338	668	1,112	1,205	299	90,605	19,425	32,082	33,945	3,598
Metals and Ores, unenumerated										
	1,033	781	1,493	2,341	1,317	31,338	54,076	1,01,405	2,36,996	95,898
Total Metals and Ores Tons	17,262	29,372	15,139	55,035	29,365	54,15,269	76,86,858	45,20,272	97,63,928	70,45,547
PAPER AND PASTEBOARD—										
Paper—										
Printing paper . . . Cwts.	6,539	15,352	9,230	3,295	3,112	1,33,699	3,27,257	3,43,025	2,39,069	9,21,229
Writing paper and envelopes . . .	1,544	6,931	3,061	10,477	10,529	91,729	2,29,816	4,65,125	7,31,076	3,31,917
Other kinds of paper . . .	9,160	15,141	5,268	3,355	6,716	4,41,123	6,26,377	2,71,410	3,29,391	2,96,587
Pasteboard, millboard, and cardboard of all kinds	979	10,978	13,383	12,617	15,427	22,560	2,15,408	2,47,572	2,30,030	2,79,408
Total Paper and Pasteboard	18,222	48,397	35,992	30,244	40,784	7,39,116	13,98,858	13,27,133	15,79,545	23,29,141
PRINTING AND LITHOGRAPHING MATERIALS (excluding PAPER) . . .										
	—	—	—	—	—	6,76,933	3,01,319	5,08,823	3,05,817	4,10,225

(a) Shown under "Railway plant, etc." prior to 1925-26.
 (b) Recorded under "Railway plant and rolling stock" prior to 1928-29.

No. 13—continued
 UNITED KINGDOM—continued
 IMPORTS THEREFROM—concluded

GOVERNMENT STORES —concluded

ARTICLES	QUANTITY					VALUE				
	1924-25	1925-26	1926-27	1927-28	1928-29	1924-25	1925-26	1926-27	1927-28	1928-29
RAILWAY PLANT AND ROLLING-STOCK—(a)						B	£	£	£	£
Carriages and wagons and parts thereof [†] Value	—	—	—	—	—	50,51,438	—	—	—	—
Carriages and parts thereof	—	—	—	—	—	—	79,73,520	1,31,98,905	1,58,39,003	—
Wagons and parts thereof	—	—	—	—	—	—	37,92,855	17,97,634	34,24,298	—
Locomotive engines and tenders and parts thereof	—	—	—	—	—	45,79,871	37,52,554	11,84,837	50,00,884	—
Materials for construction—										
Rails and fish plates of steel or iron . Tons	1,245	—	—	—	—	49,504	—	—	—	—
Sleepers and keys of steel or iron . "	136	5,613	1,736	2,920	—	17,786	11,93,368	3,85,186	4,25,581	—
Other sorts . "	2,505	2,935	1,222	3,003	—	3,08,023	9,37,717	5,38,590	6,56,084	—
Total Materials for construction . "	3,886	8,598	2,958	5,923	—	3,72,313	21,31,085	9,18,776	10,81,665	—
Total Railway Plant and Rolling-stock Value	—	—	—	—	—	1,00,08,622	2,26,49,514	1,71,00,152	2,53,44,885	—
STATIONERY (excluding PAPER) . "	—	—	—	—	—	28,55,286	28,79,516	29,43,538	28,64,485	3,65,136
TELEGRAPHS, MATERIALS FOR CONSTRUCTION OF . "	—	—	—	—	—	1,63,105	1,42,948	32,463	36,341	22,974
TEXILES—										
Cotton manufactures—										
Hosiery . Value	—	—	—	—	—	16,759	—5,780	..	21,309	..
Piece-goods—										
Grey (unbleached) . Yards	20,300	3,530	76,536	13,624	507	4,051	966	14,941	9,292	255
White (bleached) . "	1,124,751	541,609	80,960	209,954	15,321	7,46,866	3,60,234	33,249	74,665	7,256
Coloured, printed, or dyed, "	614,807	1,578,745	2,164,425	2,153,113	1,615,332	4,43,336	7,46,895	3,15,337	7,51,525	6,11,031
Other sorts of manufactures . Value	—	—	—	—	—	7,30,305	7,35,605	3,73,726	4,23,156	2,75,024
Total Cotton manufactures . "	—	—	—	—	—	19,93,313	13,49,430	17,42,808	12,79,047	3,98,566
Flax—										
Manufactures—										
Canvas . Yards	78,120	294,760	588,148	380,703	275,750	1,16,314	4,16,308	7,85,306	5,82,726	4,90,427
Piece-goods . "	142,333	91,945	30,029	136,785	73,879	1,59,314	1,23,661	51,419	1,25,102	42,626
Other sorts (including bags and sacks) Value	—	—	—	—	—	4,20,124	1,33,353	37,301	1,07,778	1,37,067
Total Flax manufactures (including Twist and Yarn) . "	—	—	—	—	—	6,97,752	7,23,322	8,25,026	8,15,606	6,70,120
Wool—										
Manufactures—										
Hosiery . Lbs.	16,172	122	9,580	73,534	314	23,238
Piece-goods . Yards	1,032,092	876,080	1,091,349	1,518,538	604,200	28,75,209	31,63,257	23,60,702	32,35,674	11,09,493
Other sorts . Lbs.	10,044	30,217	42,335	35,947	21,568	30,304	63,522	79,319	72,419	55,593
Total Wool manufactures Value	—	—	—	—	—	23,95,513	32,26,779	30,13,455	33,03,407	11,37,294
VEHICLES excluding LOCOMOTIVES, ETC., FOR RAILWAYS—										
Carriages and parts for Railways (b)	—	—	—	—	—	—	—	—	—	16,26,394
Carriages and carts (excluding railway carriages) and parts thereof	—	—	—	—	—	43,51,314	26,38,968	30,430	1,49,281	32,311
Wagons and parts for Railways (b)	—	—	—	—	—	—	—	—	—	9,55,124
Ships, parts of (including Launches and Boats) . "	—	—	—	—	—	43,262	1,33,973	3,55,541	2,71,133	1,77,333
Other kinds . "	—	—	—	—	—	49,27,399	47,41,418	33,04,632	45,03,266	72,53,635
Total Vehicles . "	—	—	—	—	—	93,22,975	75,19,359	36,91,633	49,23,685	1,00,44,352
ALL OTHER ARTICLES—										
Unmanufactured . "	—	—	—	—	—	13,330	70,010	47,481	46,934	2,22,667
Manufactured . "	—	—	—	—	—	24,46,113	19,37,243	23,05,999	17,87,721	13,33,931
GRAND TOTAL . "	—	—	—	—	—	5,49,55,239	7,27,69,545	6,76,03,522	7,57,37,863	7,50,31,970

* Sub-divided into "carriages and parts thereof" and "wagons and parts thereof" in 1925-26.

† Included in "Iron or Steel" from 1925-26.

(a) Discontinued from 1928-29.

(b) Recorded under "Railway plant and rolling stock" prior to 1923-29.

No. 13—continued
UNITED KINGDOM—continued

EXPORTS THERE TO

INDIAN MERCHANDISE

ARTICLES	QUANTITY					VALUE				
	1924-25	1925-26	1926-27	1927-28	1928-29	1924-25	1925-26	1926-27	1927-28	1928-29
ANIMALS, LIVING—										
Horses No.	5	4	1	1	2	£ 10,650	£ 8,000	£ 2,000	£ 1,000	£ 2,700
Other kinds "	2,320	3,382	5,072	5,029	2,839	65,692	25,748	33,386	23,129	23,198
Total Animals, living "	2,325	3,386	5,073	5,030	2,841	76,342	33,748	35,386	24,129	25,898
APPAREL (including DRA- PERY, UNIFORMS, ACCOU- TREMENTS, BUT exclud- ing HOSIERY AND BOOTS AND SHOES) Value	—	—	—	—	—	3,62,220	3,29,068	2,58,423	2,42,653	1,30,490
ARMS, AMMUNITION AND MILITARY STORES "	—	—	—	—	—	..	60	943	515	115
ART, WORKS OF "	—	—	—	—	—	60,508	80,328	88,727	81,689	79,122
BOOKS, PRINTED, AND PRINTED MATTER (NOT BEING STATIONERY), including MAPS AND CHARTS Cwts.	457	286	374	376	446	1,04,011	73,817	97,902	86,038	66,126
BRISTLES "	3,479	3,297	3,076	3,371	3,063	23,52,268	18,58,353	18,15,561	14,91,589	13,59,135
BUILDING AND ENGINEER- ING MATERIALS, other than of IRON, STEEL, OR WOOD Value	—	—	—	—	—	92,507	40,203	1,29,552	1,08,873	77,222
CANDLES OF ALL KINDS Lbs.	12,497	140	4	268,015	2	3,607	100	3	75,377	4
CANES AND BATTANS Cwts.	220	259	33	32	69	8,525	12,249	4,206	493	2,302
CASEIN "	4,810	6,394	2,019	1,941	615	1,33,266	1,55,878	65,802	85,223	24,212
CHEMICALS AND CHEMICAL PRE- PARATIONS (excluding CHE- MICAL MANURES AND MEDI- CINES)—										
Potassium Compounds— Saltpetre Cwts.	21,400	15,000	15,000	15,462	14,062	3,06,394	2,04,735	1,72,032	1,82,011	1,70,690
Other sorts of chemicals Value	—	—	—	—	—	10,190	1,84,044	1,08,514	1,90,812	1,42,616
Total Chemicals, etc. "	—	—	—	—	—	3,16,584	2,88,779	2,78,546	3,72,823	3,13,306
COAL AND COKE Tons	26	2	51,363	395	190	369	38	5,51,295	6,338	2,169
COFFEE Cwts.	75,279	73,488	49,446	75,386	40,777	71,05,369	68,07,952	43,97,724	66,93,212	39,68,176
COIN—										
Unmanufactured Tons	235	300	111	139	190	57,308	80,607	32,717	46,213	57,234
Manufactured (excluding rope) "	8,145	7,276	5,103	5,389	5,146	29,02,660	27,49,060	20,29,719	17,64,120	19,26,894
CORDAGE AND ROPE OF VEGETABLE FIBRE (ex- cluding JUTE AND COT- TON) Cwts.	2,548	1,919	1,713	1,252	942	35,184	26,542	25,523	22,232	19,567
DRUGS AND MEDICINES (ex- cluding CHEMICALS AND NARCOTICS)—										
Cinchona bark Lbs.	534,698	433,097	69,795	173,529	138,104	2,34,433	2,24,580	40,464	90,002	90,374
Nuxvomica Cwts.	11,666	10,366	10,162	17,122	5,216	99,719	74,831	80,170	1,21,121	45,611
Senna "	8,046	3,917	4,843	8,444	5,473	1,37,425	96,408	1,05,803	1,53,722	1,07,936
Other sorts of drugs and medicines Value	—	—	—	—	—	3,05,782	2,32,637	1,36,559	2,37,658	2,74,717
Total Drugs and Medicines "	—	—	—	—	—	3,77,364	6,28,455	4,12,996	6,02,503	5,10,133
DYEING AND TANNING SUBSTANCES—										
Barks for Tanning Cwts.	..	225	1,250	..	3	..	1,532	25,153	..	90
Cutch and Gambier "	30,562	37,654	24,932	28,115	29,433	6,43,193	9,89,942	5,24,939	4,98,903	5,60,360
Indigo "	473	342	397	452	245	1,74,546	85,136	75,330	1,26,005	58,830
Myrobalans "	653,725	473,981	674,735	699,942	534,339	37,42,132	32,78,363	39,37,629	46,73,947	35,80,633
Myrobalan extracts "	23,773	18,316	13,113	23,502	24,698	2,06,031	2,32,841	2,37,124	3,93,734	4,09,591
Turmeric "	12,850	12,053	5,739	3,157	3,532	3,98,540	3,47,535	75,896	1,32,262	1,60,533
Other sorts "	4,064	5,652	2,443	4,307	3,245	32,023	49,133	17,144	33,439	24,916
Total Dyeing and Tan- ning substances "	725,452	553,223	727,634	769,975	602,990	53,36,465	49,84,332	48,92,915	58,63,339	48,00,959
EARTHENWARE AND PORCE- LAIN Value	—	—	—	—	—	11,871	13,595	4,082	5,093	6,532
FIBRE FOR BRUSHES AND BROOMS Tons	939	1,021	913	1,153	669	4,28,359	4,14,299	3,53,657	4,37,120	2,33,943
FISH (excluding CANNED FISH)—										
Fish, dry, unsalted Cwts.	12,555	7,250	102	83	101	2,75,673	1,33,942	3,631	2,980	3,405
Fish, dry, salted "	10,236	51	30	53	17	1,39,530	5,023	1,515	1,512	650
Viscous and sharkfins "	1,416	1,755	1,695	1,070	1,246	4,61,217	4,39,325	4,30,373	2,33,777	3,13,773
Other sorts "	..	1	..	1	..	67	90	..	105	105
Total Fish (excluding canned fish) "	24,256	9,057	1,828	1,207	1,364	9,26,487	6,23,355	4,36,669	2,38,374	3,17,933

No. 13—continued
 UNITED KINGDOM—continued
 EXPORTS THERETO—continued

INDIAN MERCHANDISE—continued

ARTICLES	QUANTITY					VALUE				
	1924-25	1925-26	1926-27	1927-28	1928-29	1924-25	1925-26	1926-27	1927-28	1928-29
FODDER, BRAN, AND POLLARDS (excluding OIL-CAKE)—						£	£	£	£	£
Rice bran . . . Tons	202,432	177,187	159,820	176,094	191,734	1,13,47,911	90,74,898	70,20,441	81,07,480	1,04,82,196
Other sorts of bran and pollards . . . "	2,675	1,214	100	8,258	1,633	2,64,294	1,27,936	4,250	4,99,144	1,55,223
Other sorts of fodder . . . "	3,018	351	502	4,018	6	1,20,902	15,087	17,375	2,37,677	525
Total Fodder, Bran, and Pollards (excluding oilcake) . . . "	208,125	178,752	160,422	188,370	193,373	1,17,83,107	92,17,871	70,42,066	88,44,301	1,06,37,943
FRUITS AND VEGETABLES—										
Fresh fruits and vegetables . . . Value	—	—	—	—	—	13,746	8,021	6,580	7,958	9,404
Fruits and vegetables: dried, salted, or preserved, all sorts . . . Tons	204	167	188	279	185	1,20,988	1,28,367	1,13,096	1,08,750	1,30,186
Total Fruits and Vegetables Value	—	—	—	—	—	1,34,734	1,36,388	1,19,686	2,06,708	1,39,592
FURNITURE AND CABINETWARE . . . "	—	—	—	—	—	1,06,154	1,63,567	1,27,318	1,11,737	1,00,011
GLASS AND GLASSWARE . . . "	—	—	—	—	—	837	4,005	3,660	4,385	4,840
GRAIN, PULSE, AND FLOUR—										
Barley . . . Tons	217,970	19,949	64	33,412	26,882	2,47,80,375	26,75,542	9,225	40,02,957	31,76,236
Jowar and bajra . . . "	1,313	2,641	1,373	1,20,847	2,21,556	1,60,611
Maize . . . "	17,595	664	..	5,908	449	17,35,379	61,335	..	6,67,090	48,285
Pulse—										
Beans . . . "	7,774	3,006	5,914	8,997	5,689	7,32,489	3,23,505	4,82,774	7,51,734	7,05,888
Gram . . . "	57,893	213	..	100	201	65,82,789	27,379	28	12,754	24,190
Lentils . . . "	8,892	8,124	10,678	9,931	9,294	10,55,529	18,27,557	17,79,529	14,33,664	15,99,373
Other sorts . . . "	20,910	12,712	12,791	14,562	10,725	23,84,555	16,09,506	17,64,329	18,23,980	14,20,132
Total Pulse . . . "	94,969	24,055	29,353	33,590	25,859	1,07,55,362	32,67,947	40,26,680	40,22,162	37,49,573
Rice, not in the husk—										
Bolled rice . . . "	4,050	2,581	3,408	2,599	3,884	7,09,542	5,09,630	6,45,492	5,35,336	6,35,166
Cleaned rice . . . "	62,014	51,143	39,313	33,476	22,631	1,02,12,996	77,40,653	62,37,001	51,70,239	33,61,110
Broken cleaned rice . . . "	35,696	31,651	14,506	13,608	8,312	46,23,354	35,86,229	14,45,327	15,52,318	9,56,682
Other sorts . . . "	347	300	3,800	40,837	39,523	5,54,521	100	62
Total Rice, not in the husk . . . "	102,107	85,680	61,027	49,683	35,227	1,55,86,779	1,18,76,095	88,82,341	72,58,043	49,56,040
Rice flour and ground rice . . . "	753,943	104,338	140,866	422	861	11,45,06,508	1,71,51,565	2,14,29,165	77,850	63,990
Wheat flour . . . "	1,637	491	22	251,053	76,418	2,40,323	75,694	5,165	3,66,16,047	1,10,80,559
Other sorts . . . "	85	322	46	624	232	11,399	50,939	6,443	1,09,331	127
Total Grain, Pulse, and Flour . . . "	1,189,619	238,140	232,780	374,800	165,478	16,77,48,972	3,54,00,573	3,45,28,610	5,27,69,232	2,31,06,211
GUMS AND RESINS . . . Cwts.	9,598	16,580	9,155	16,006	25,402	1,19,707	2,31,485	1,54,757	2,69,672	4,32,677
HARDWARE AND CUTLERY, including PLATED WARE . . . Value	—	—	—	—	—	63,281	37,526	1,12,293	57,393	64,912
HIDES AND SKINS, RAW—										
Hides, raw—										
Buffalo hides { Tons 355 600 334 879 498 } 2,45,788 3,01,303 1,61,511 5,42,747 2,30,676	—31,420	—37,176	—24,513	—74,460	—35,095					
Cow " { Tons 323 2,150 1,032 2,345 1,188 } 2,80,940 20,37,073 8,74,373 27,97,677 13,95,906	—43,704	—275,822	—155,107	—364,290	—160,306					
Buffalo calf skins { Tons 13 33 17 18 11 } 6,021 34,214 10,960 14,837 12,308	—3,715	—9,125	—4,900	—5,465	—3,410					
Cow calf skins { Tons .. 13 3 24 7 } .. 16,002 2,525 32,890 11,390	..	—5,900	—1,550	—11,000	—3,020					
Other hides { Tons 1 4 7 } 700 .. 357 1,295 2,734	—100	..	—100	—329	—510					
Total Hides, raw { Tons 691 2,798 1,337 3,770 1,706 } 5,33,740 23,90,207 10,49,325 38,89,446 17,09,017	—78,939	—328,023	—186,170	—455,544	—202,841					

INDIAN MERCHANDISE—continued

ARTICLES	QUANTITY					VALUE				
	1924-25	1925-26	1926-27	1927-28	1928-29	1924-25	1925-26	1926-27	1927-28	1928-29
HIDES AND SKINS, RAW—contd.										
Skins, raw—										
Goat skins	Tons 1,501	834	1,011	896	631	} 33,30,219	} 18,32,406	} 22,22,638	} 23,90,563	} 18,25,323
	=No. =1,885,055	=1,199,042	=1,270,790	=1,313,299	=984,216					
Sheep skins	Tons 147	258	66	22	52	} 2,49,705	} 3,06,115	} 1,14,738	} 19,898	} 37,241
	=No. =209,599	=305,469	=85,495	=19,299	=69,712					
Other skins	Tons 6	9	34	80	19	} 1,25,536	} 1,10,654	} 8,02,110	} 9,14,784	} 3,29,990
	=No. =23,138	=07,001	=946,472	=519,837	=94,370					
Total skins, raw	Tons 1,654	1,101	1,111	998	702	} 37,11,850	} 22,99,175	} 27,29,480	} 33,25,245	} 22,42,554
	=No. =2,117,792	=1,571,512	=2,302,727	=1,862,436	=1,148,298					
Total Hides and Skins, raw (excluding cuttings of Hides and Skins)	Tons 2,345	3,897	2,498	4,768	2,408	42,46,599	46,89,472	37,79,311	67,14,691	39,45,571
Cuttings of hides and skins (raw)	" 112	413	221	597	924	7,668	64,042	46,542	1,04,927	1,51,518
HORNS, TIPS AND PIECES OF BORN*	Owts. 17,803	17,194	15,797	13,598	15,911	3,31,682	4,02,020	3,50,305	3,29,747	3,78,280
INSTRUMENTS, APPARATUS, AND APPLIANCES, AND PARTS THEREOF	Value —	—	—	—	—	4,236	9,001	11,350	6,917	39,105
IVORY—										
Unmanufactured	Lbs. 1,618	218	640	459	491	15,856	2,084	2,828	3,364	2,275
Manufactured	Value —	—	—	—	—	5,089	480	447	1,773	1,608
JEWELLERY (excluding Imitation Jewellery and Precious Stones and Pearls, Unset), Also Plate of Gold and Silver—										
Jewellery	" —	—	—	—	—	4,375	6,86,051	19,100	21,843	6,564
Plate of gold and silver	" —	—	—	—	—	1,06,898	56,987	38,709	47,470	31,475
Total Jewellery, also Plate of gold and silver	" —	—	—	—	—	1,11,273	7,43,038	57,809	69,313	38,039
Kapok	Cwts. 3,200	4,093	7,793	8,974	10,046	4,69,327	2,26,997	4,82,023	5,09,996	4,15,552
LAC—										
Button	" 12,850	11,023	11,562	11,609	14,717	26,12,324	16,89,198	11,91,737	18,03,754	20,08,859
Seed	" 2,463	2,969	3,073	4,083	6,978	4,36,269	3,53,351	2,57,945	4,94,808	7,72,049
Shell	" 66,319	82,718	86,858	117,611	135,284	1,28,43,785	1,13,57,412	93,59,682	1,62,18,747	1,78,90,781
Stick	" 1,045	2,240	688	1,277	3,885	1,51,033	2,01,187	51,628	1,32,752	3,01,772
Other kinds (excluding laccys)	" 1,242	147	904	148	459	57,277	8,000	48,786	8,059	19,388
Total Lac	" 83,919	99,097	108,085	134,728	161,218	1,61,00,788	1,38,09,648	1,09,09,678	1,87,58,115	2,04,92,299
LACQUERED WARE (OF INDIAN MANUFACTURE)	Value —	—	—	—	—	27,412	20,037	12,142	7,771	18,143
LEATHER—										
Hides, tanned or dressed—										
Buffalo hides	Tons 324	375	331	1,030	1,244	} 15,57,969	} 7,37,555	} 7,10,683	} 20,82,498	} 26,31,551
	=No. =182,391	=83,773	=86,843	=236,769	=271,780					
Cow hides	Tons 10,567	10,051	9,284	12,408	12,171	} 2,67,46,864	} 2,49,01,369	} 2,20,83,745	} 3,17,99,610	} 3,26,97,266
	=No. =3,215,997	=3,074,638	=3,005,070	=3,953,630	=3,391,070					
Buffalo calf skins	Tons 247	288	245	449	392	} 7,19,061	} 7,61,414	} 7,92,580	} 18,24,911	} 12,49,096
	=No. =303,270	=341,120	=293,490	=556,474	=453,348					
Cow calf skins	Tons 626	655	653	818	693	} 24,81,564	} 24,53,323	} 25,58,461	} 33,17,491	} 23,22,401
	=No. =949,472	=1,030,956	=1,026,745	=1,273,099	=1,044,060					
Other hides	Tons	} 300	} ..	} ..	} ..	} ..
	=No.					
Total Hides, tanned or dressed	Tons 12,864	11,367	10,543	14,705	14,500	} 3,15,35,761	} 2,89,53,671	} 2,61,45,489	} 3,85,24,510	} 3,98,30,314
	=No. =4,651,620	=4,530,537	=4,412,148	=6,020,022	=5,660,798					

* Figures prior to 1925-26 include "Hornmeal".

No. 13—continued
 UNITED KINGDOM—continued
 EXPORTS THERE TO—continued

INDIAN MERCHANDISE—continued

ARTICLES	QUANTITY					VALUE				
	1924-25	1925-26	1926-27	1927-28	1928-29	1924-25	1925-26	1926-27	1927-28	1928-29
LEATHER—continued										
Skins, tanned or dressed—										
Goat skins	Tons 2,975 =No. =8,318,943	2,733 =8,505,479	3,366 =10,414,881	3,667 =11,178,255	3,359 =10,521,564	1,92,01,930	1,82,00,715	2,25,17,652	2,44,87,357	2,27,41,898
Sheep skins	Tons 1,876 =No. =7,089,391	2,074 =7,681,367	2,320 =8,761,050	2,702 =10,673,629	2,344 =8,760,552	1,10,80,688	1,23,29,669	1,43,75,018	1,72,38,155	1,53,95,281
Other skins	Tons 3 =No. =45,017	5 =89,206	14 =159,349	58 =655,274	50 =697,401	76,627	1,39,485	2,00,654	12,89,692	10,80,413
Total skins, tanned or dressed	Tons 4,854 =No. =15,458,251	4,812 =16,226,052	5,700 =19,335,880	6,422 =22,507,158	5,653 =19,989,517	3,03,59,245	3,06,69,869	3,76,83,924	4,30,15,204	3,92,17,587
Total Hides and skins, tanned or dressed	Tons 17,118 =No. =20,104,871	16,179 =20,756,589	16,248 =23,748,028	21,127 =28,527,180	20,153 =25,640,225	6,18,95,006	5,95,23,540	6,38,29,413	8,15,39,714	7,65,47,861
Unwrought	Owts. 1,454	969	318	626	964	2,35,440	2,85,372	2,33,155	3,42,805	3,76,426
Manufactures (excluding boots and shoes)	Value —	—	—	—	—	8,785	6,192	23,176	2,876	7,488
Total Leather	—	—	—	—	—	6,21,89,231	6,98,16,904	6,40,85,744	8,18,85,395	7,89,81,745
Liquors—Spirit	Gals. 440	14,143	81	1,320	25,565	119
MACHINERY AND MILLWORK	Value —	—	—	—	—	49,079	12,320	10,232	9,263	12,126
MANURES—										
Bones, crushed	Tons 657	199	266	422	546	39,156	25,879	33,080	53,603	69,945
Bones, uncrushed	.. 118	10,685	100	..
Bonemeal	.. 8,388	3,454	3,421	3,569	2,138	2,97,034	3,06,991	2,71,741	3,33,053	1,74,713
Fish manures and guano	.. 1	210	..	16	18	236	36,982	5	1,710	1,926
Hornmeal*	75	..	1,071	—	..	8,113	..	1,10,911
Other kinds	.. 611	..	5	12	259	50,711	..	479	8,100	24,110
Total Manures	.. 4,770	3,863	3,757	4,019	4,022	4,47,822	3,60,852	3,13,368	3,96,506	3,60,705
METALS AND ORES—										
Brass, Bronze, and similar alloys and manufactures thereof	Owts. 692	840	740	890	1,163	1,94,559	2,01,376	92,586	1,45,921	1,41,776
Chromite (chrome iron ore)	Tons 6,848	5,057	3,375	1,715	1,500	2,18,270	1,55,710	87,350	64,275	45,000
Copper (excluding ore)	Owts. ..	839	954	1	8	232	4,632	12,142	226	400
Ferro Manganese	Tons 51	..	311	1,500	..	10,668	..	55,765	45,000	..
Iron or Steel	.. 19,869	20,632	16,160	21,062	5,522	13,65,774	9,60,065	7,30,352	9,52,093	2,28,676
Lead	Owts. 510,968	506,308	341,140	472,720	757,485	1,26,95,358	1,18,98,375	77,11,223	80,15,104	1,13,32,558
Manganese ore	Tons 194,671	155,178	57,720	234,223	166,940	44,67,505	39,57,993	15,23,511	63,19,520	47,60,027
Feruginous Manganese ore*	8,250	2,47,500	..
Tin ore	35	32	38	268	118	62,614	64,201	87,148	5,91,043
Tin unwrought	Owts. 421	640	2,380	4,016	2,155	18,446	41,436	1,56,193	2,46,755	1,07,738
Wolfram ore	Tons 427	890	1,937	2,064	416	2,34,000	6,60,752	22,51,310	35,42,474	3,23,367
Zinc or spelter	Owts.	91	343	91,005	1,717	..
Other ores	Tons 4,493	766	801	2,820	2,297	1,68,88	1,51,939	48,597	76,998	4,16,311
Other metals, excluding ores	Owts. 373	303	4,660	6,197	19,597	20,244	52,619	34,025	14,831	1,65,733
Total Metals and Ores	Tons 251,977	208,080	99,734	295,880	215,963	1,93,90,407	1,81,53,511	1,28,58,660	1,97,50,562	1,31,33,179
MICA—										
In blocks	Owts. 5,147	5,892	7,671	8,440	6,914	18,88,426	18,71,374	19,29,207	19,88,025	18,25,254
in splittings	.. 28,861	26,247	27,613	29,709	33,669	26,99,906	25,70,719	23,28,741	22,78,513	24,66,111
Total Mica	.. 34,008	31,639	35,484	38,149	40,583	45,88,332	44,42,093	42,57,948	42,61,538	42,91,365
MONAZITE	Tons 190	285	30,000	56,970
ORES—										
Animal	Gals. 215,144	18,919	274	1,76,030	17,377	330
Essential Oils—										
Cinnamon oil	.. 44	222	7,200	10,000
Citronella oil	.. 1,392	337	274	778	1,929	36,601	7,041	5,378	5,155	18,911
Ginger grass oil	.. 277	145	453	140	346	10,419	6,894	20,095	6,750	15,261
Lemon grass oil	.. 12,666	13,098	9,407	12,241	14,943	1,97,683	2,61,318	1,69,463	2,26,981	2,47,341

* Separately recorded from 1925-26.

No. 13—continued
 UNITED KINGDOM—continued
 EXPORTS THERE TO—continued

INDIAN MERCHANDISE—continued

ARTICLES	QUANTITY					VALUE				
	1924-25	1925-26	1926-27	1927-28	1928-29	1924-25	1925-26	1926-27	1927-28	1928-29
OILS—continued						R	R	R	R	R
Essential—continued										
Palma rosa oil . Gals.	1,450	2,405	1,638	1,067	578	1,34,570	2,91,730	70,251	62,443	35,205
Sandalwood oil . "	14,331	3,104	3,167	6,350	5,492	23,44,238	4,39,333	11,63,002	9,13,639	3,09,191
Thymol oil . "	780	155	..	199	..	66,476	3,301	..	16,408	..
Other sorts . "	1,695	1,214	372	..	1	1,22,924	60,435	25,079	..	45
Total Essential Oils "	32,685	20,680	20,906	21,384	23,289	29,20,107	10,35,047	14,67,773	12,36,376	11,25,044
Mineral—										
Petroleum, Dangerous flashing below 75° F. including Petrol, Benzine and Benzol . Gals.	18,171,218	5,493,878	2,218,496	2,04,42,620	61,80,651	24,25,129
Other kinds . "	5,441	675	1,687	672	3,568	2,526	485	888	463	12,093
Vegetable, non-essential—										
Castor . "	219,123	320,647	467,215	264,486	336,703	6,58,193	8,74,939	10,30,463	5,67,631	7,81,953
Coconut . "	64,368	62,437	33,013	31,425	17,405	1,53,263	1,57,046	1,96,657	32,736	41,733
Mustard or rape . "	2,103	2,351	1,681	3,546	2,973	7,183	7,875	5,768	10,332	9,184
Other sorts . "	1,539	774	1,592	16,551	1,732	9,178	10,929	0,672	35,309	14,493
Total Vegetable, non-essential . "	287,132	336,209	552,501	316,008	358,878	8,32,817	10,50,789	12,42,560	6,06,508	8,47,413
Total Oils "	18,711,620	5,920,361	2,793,264	338,064	385,730	2,43,74,100	33,34,259	51,36,680	19,33,347	19,84,055
OIL CAKES—										
Coconut cake . Tons	183	18,974
Cotton seed cake . "	3,464	2,746	1,550	2,515	1,274	3,36,249	2,30,078	1,52,476	2,45,532	1,15,447
Groundnut cake . "	56,553	43,114	58,419	56,268	66,060	57,34,405	39,53,129	47,45,107	56,29,009	67,54,371
Linseed cake . "	13,362	14,236	26,937	33,692	31,309	20,30,818	21,19,467	36,06,045	43,28,977	41,62,725
Rape and sesamum cake . "	1,325	787	26	181	308	1,47,415	1,23,350	4,911	22,559	39,642
Others . "	5,137	1,675	1,046	1,732	676	7,76,642	1,36,802	1,15,416	1,72,907	33,592
Total Oil cakes . "	80,424	62,558	87,977	94,338	100,127	91,54,503	66,67,826	86,24,355	1,03,99,644	1,11,55,777
PAINTS AND PAINTERS' MATERIALS—										
Paints and colours . Cwts.	12,132	10,211	9,453	7,804	10,337	1,23,451	1,09,012	89,413	86,105	1,00,486
Painters' materials . Value	—	—	—	—	—	51,904	1,16,032	4,07,266	5,94,542	7,37,984
Total Paints and Painters' materials . "	—	—	—	—	—	1,30,355	2,25,094	4,06,684	6,82,647	8,38,472
PAPER MAKING MATERIALS Cwts.	2,373	6,574	4,578	4,182	4,653	33,625	1,23,549	73,231	77,209	1,06,508
PARAFFIN WAX . Tons	9,259	15,256	13,038	15,133	12,390	42,25,145	60,49,820	67,16,102	60,01,030	57,25,931
PERFUMERY (not being perfumed spirits) including MUSK . Value	—	—	—	—	—	2,093	11,175	1,965	13,961	1,190
PLANTS, LIVING (including BELLS) . "	—	—	—	—	—	9,908	16,061	5,687	8,905	3,064
PRECIOUS STONES AND PEARLS GROSS . "	—	—	—	—	—	3,500	..	11,200	..	4,100
PRINTING AND LITHOGRAP- HING MATERIALS (ex- cluding PAINT) . "	—	—	—	—	—	710	6,960	375	10,190	3,950

No. 13—continued
 UNITED KINGDOM—continued
 EXPORTS THERE TO—continued

INDIAN MERCHANDISE—continued

ARTICLES	QUANTITY					VALUE ^a				
	1924-25	1925-26	1926-27	1927-28	1928-29	1924-25	1925-26	1926-27	1927-28	1928-29
PROVISIONS AND OILMAN'S STORES—						R	R	R	R	R
Butter Cwts.	7	28	3	25	45	835	3,610	955	3,566	4,923
Ghi "	1,266	1,403	1,265	1,643	1,336	1,20,399	1,58,645	1,47,674	1,68,449	1,48,518
Pickles, chutnies, and condiments "	15,854	13,852	16,450	17,022	16,750	6,57,281	5,14,370	5,44,898	5,40,571	5,21,418
Other sorts of provisions "	655	551	809	1,559	1,975	41,374	33,972	50,108	1,16,158	78,547
Total Provisions and oilman's stores "	17,782	15,834	18,527	20,849	20,106	8,19,889	7,10,507	7,43,635	8,35,739	7,53,406
RAILWAY PLANT AND ROLLING-STOCK—										
Teak Keys Tons	2,429	1,851	898	2,740	—	3,46,795	2,58,722	1,30,448	4,74,562	—
Other sorts Value	—	—	—	—	—	100	—
Total of Railway Plant and Rolling-stock "	—	—	—	—	—	3,46,895	2,58,722	1,30,448	4,74,562	—
RUBBER—										
Raw Lbs.	8,685,498	9,410,020	10,245,699	12,414,502	9,668,168	68,97,774	1,22,78,413	1,17,66,020	1,25,24,450	74,62,523
Manufactures Value	—	—	—	—	—	6,019	14,560	50,680	7,550	2,244
SEEDS—										
Oil-seeds—										
Essential Tons	1,533	1,035	697	837	581	3,84,193	2,27,461	1,76,859	2,02,001	1,50,561
Non-essential—										
Castor "	24,668	29,930	22,888	32,540	27,052	73,37,861	71,50,870	44,14,667	71,22,601	55,04,461
Copra or coconut kernel "	341	..	813	1,19,628	..	3,25,212	..	50
Cotton "	152,127	192,518	42,583	148,733	119,368	1,80,76,379	2,13,04,268	38,65,180	1,40,61,514	1,22,18,163
Groundnuts "	35,411	9,670	16,969	25,414	47,952	1,01,95,533	24,93,305	44,07,237	63,38,948	1,20,81,207
Linseed "	125,548	110,376	49,550	57,451	18,072	3,29,23,551	2,89,67,787	1,00,13,607	1,12,17,044	37,22,895
Mowra or mowra "	200	250	1,600	400	150	39,385	48,750	2,60,449	61,375	24,035
Mustard "	30	100	10	12,745	34,015	3,600	..	405
Niger "	1,111	988	287	338	214	2,22,216	1,66,232	65,159	79,954	50,775
Poppy "	20	10	..	25	5	5,650	2,800	..	9,000	1,272
Rape "	44,885	25,895	9,224	12,266	26,722	98,35,087	61,56,464	21,25,142	26,50,593	61,38,743
Sesamum (oil or linseed) "	..	5	..	272	6,478	..	1,168	..	65,078	15,35,923
Other sorts "	4,192	1,726	590	1,619	205	6,15,372	2,47,659	33,128	2,34,408	26,456
Other than oil-seeds "	120	36	277	197	122	25,043	6,728	24,660	30,010	21,407
Total Seeds "	390,186	373,034	145,433	230,092	249,421	7,98,43,123	6,68,27,502	2,57,64,400	4,20,73,426	4,15,76,378
SHELLS AND COWRIES Value	—	—	—	—	—	1,00,656	7,23,437	1,26,160	1,38,982	1,21,265
SPECIMENS ILLUSTRATIVE OF NATURAL SCIENCE "	—	—	—	—	—	51,320	60,430	57,645	45,637	26,621
SPICES—										
Cardamoms Cwts.	1,051	1,289	2,487	1,627	827	6,97,402	4,80,717	3,29,662	4,64,048	2,48,488
Chillies "	86	313	93	575	1,235	3,195	11,343	5,214	17,946	38,648
Cinnamon "	65	99	74	40	116	4,368	11,850	4,315	2,400	9,225
Ginger "	9,006	1,800	6,908	8,595	1,092	5,55,273	1,00,368	2,65,236	2,75,089	53,385
Pepper "	6,043	23,270	16,823	36,397	17,630	1,96,136	20,55,898	9,60,515	31,32,968	3,70,318
Other sorts "	120	274	1	557	481	3,633	15,418	25	23,607	15,044
Total Spices "	17,257	32,126	25,380	47,711	21,783	14,60,507	26,75,584	20,04,967	39,16,058	20,31,753
STATIONERY (excluding Value)	—	—	—	—	—	4,250	3,330	5,972	2,408	2,436

^a Discontinued from 1928-29.

UNITED KINGDOM—continued

EXPORTS THERETO—continued

INDIAN MERCHANDISE—continued

ARTICLES	QUANTITY					VALUE				
	1924-25	1925-26	1926-27	1927-28	1928-29	1924-25	1925-26	1926-27	1927-28	1928-29
STONE AND MARBLE . . . Tons	112	6	203	10	5	£ 2,587	£ 515	£ 5,098	£ 4,000	£ 640
SUGAR—										
Sugar, 16 Dutch standard and above . . . Tons	1	1	1	705	7	..	608	350
Sugar, 15 Dutch standard and below . . . "	24	4	10	..
Molasses including Palmyra and Cane Jaggery . . . "	17,585	40	..	100	155	40,54,013	11,393	15	15,770	24,418
Confectionary* . . . "	205	20	980
Total Sugar . . . "	17,586	40	..	101	156	40,54,923	11,444	949	16,888	24,768
TEA—										
Black Lbs.	298,188,056	278,701,584	290,478,398	306,142,708	298,421,576	29,71,46,328	28,60,41,970	24,59,55,906	28,37,46,813	22,32,57,123
Green "	574,647	1,305,180	1,220,231	943,589	489,064	7,06,139	8,34,721	9,26,940	6,61,883	2,76,692
Total Tea "	299,062,703	280,006,764	291,698,629	307,086,297	298,910,640	29,78,52,467	23,74,76,691	24,68,82,846	28,44,08,146	22,35,33,816
TEA WASTE, FOR THE MANUFACTURE OF CAFFEINE . . . "	542,434	664,482	116,720	219,152	35,502	69,798	92,294	13,804	31,495	4,500
TEXTILES—										
Cotton—										
Raw Tons	23,888	43,181	15,464	26,600	43,059	4,52,72,522	5,42,13,944	1,54,50,211	2,88,62,488	4,42,61,118
Waste Cwts.	47,380	49,085	54,082	36,260	32,907	20,14,506	17,84,285	11,46,146	11,28,061	13,09,279
Twist and yarn . . . Lbs.	508,717	326,080	283,040	355,346	282,328	4,78,694	2,44,729	1,50,017	2,23,567	1,59,717
Manufactures—										
Canvas Handkerchiefs and articles in the piece . . . Yards	1,411	7,267
Hosiery Value	3,412,908	2,898,270	1,336,609	3,295,505	2,796,374	43,46,466	36,23,130	14,89,573	35,01,017	26,51,050
Piece-goods . . . Yards	346,110	48,698	34,673	29,220	47,150	1,31,951	18,939	19,758	18,557	18,201
Other sorts of manufactures . . . Value	2,44,150	1,25,218	55,786	57,499	34,029
Total Cotton manufactures (including twist and yarn) . . . "	52,06,259	40,22,756	17,15,186	38,00,740	28,70,764
Haberdashery and Millinery Value	1,27,982	2,98,062	3,83,955	2,36,383	2,25,703
Hemp (chiefly jenns)—										
Raw Cwts.	158,009	103,768	69,692	77,178	62,155	42,37,977	27,65,053	14,49,101	15,19,573	9,69,772
Jute—										
Raw Tons	172,760	174,404	172,889	222,072	201,833	7,23,09,107	10,56,96,133	6,13,50,000	7,68,06,746	7,57,02,944
Twist and yarn . . . Lbs.	118,818	15,680	19,267	6,720	59,771	37,302	5,019	6,407	1,374	18,889
Manufactures—										
Gunny bags . . . No.	41,956,287	43,553,014	38,782,796	46,121,200	44,603,960	2,05,51,592	2,42,18,573	1,84,14,866	2,00,69,483	2,06,05,925
" cloth . . . Yards	66,746,503	60,272,150	50,392,970	31,146,416	29,176,094	1,37,10,194	1,41,38,796	1,02,12,953	63,48,375	64,61,933
Rope and twine . . Cwts.	..	1,910	733	643	630	..	50,379	31,943	35,450	22,047
Other sorts . . . Value	6,356	340	290	43,815	1,35,230
Total Jute manufactures (including twist and yarn) . . . "	3,41,05,444	3,84,13,107	2,86,65,989	2,65,03,497	2,72,99,029
Silk—										
Raw Lbs.	329,509	215,212	193,717	1,05,849	129,973	13,53,900	10,06,009	5,35,259	5,08,084	7,34,343
Manufactures—										
Silk piece-goods . . Yards	37,152	18,595	3,360	9,631	15,246	72,999	32,067	14,490	15,723	26,354
Other sorts . . . Value	13,939	2,632	300	..	341
Total Silk manufactures . . . "	86,929	34,749	14,790	15,723	26,695
Wool—										
Raw Lbs.	47,427,340	7 3 700,408	40,567,829	43,347,056	45,554,967	4,53,12,067	3,36,58,972	3,59,67,162	3,31,28,490	3,94,05,190

*Shewn under "Provisions and Oilseeds Stores" from 1927-28.

No. 13—continued
 UNITED KINGDOM—continued
 EXPORTS THERE TO—continued

INDIAN MERCHANDISE—concluded

ARTICLES	QUANTITY					VALUE				
	1924-25	1925-26	1926-27	1927-28	1928-29	1924-25	1925-26	1926-27	1927-28	1928-29
TEXTILES—continued.						R	R	R	R	R
Wool—continued.										
Manufactures— Carpets and rugs . . . Lbs.	3,958,118	2,112,975	2,193,887	3,151,601	2,886,366	77,46,394	43,79,200	37,20,102	47,86,257	46,17,420
Piece goods . . . Yards	5,233	723	4,749	566	4,309	13,593	1,900	7,517	1,459	5,000
Other sorts . . . Value	—	—	—	—	—	63,017	67,617	93,818	53,622	68,098
Total Woollen manufactures . . .	—	—	—	—	—	78,25,004	44,42,717	38,21,437	48,40,338	46,90,518
Other textiles—										
Raw . . . Cwts.	2,307	—	—	646	150	33,050	—	—	10,180	2,520
Manufactured . . . Value	—	—	—	—	—	262	—	2,668	800	33,940
TOBACCO—										
Unmanufactured . . . Lbs.	3,205,008	7,946,726	10,308,073	7,606,845	11,539,552	22,46,223	27,71,519	33,51,212	25,16,032	46,77,031
Manufactured—										
Cigars	86,147	89,348	44,670	53,416	37,349	79,633	61,818	67,091	63,315	58,695
Other sorts	43,232	460	237	14,750	20,362	5,350	550	200	6,582	10,660
Total Tobacco	3,334,087	7,836,534	10,352,980	7,675,011	11,647,263	23,31,241	28,33,687	30,18,503	25,84,909	47,46,386
TOYS AND REQUISITES FOR GAMES AND SPORTS, including FISHING TACKLE (other than VIRNAMS) Value	—	—	—	—	—	80,429	36,344	53,113	52,956	60,820
UMBRELLAS PARASOLS AND SUNSHADES Nos.	6,666	2,152	1,326	86	41	13,807	10,690	2,545	502	230
VEHICLES (excluding LOCOMOTIVES, ETC., FOR RAILWAYS) . . . Value	—	—	—	—	—	—	6,575	723	326	14
WAX OF ALL KINDS, other than PARAFFIN WAX (excluding CANDLES) . . . Cwts.	1,705	1,269	3,066	1,017	398	96,019	1,00,233	1,20,079	92,553	42,395
WOOD AND TIMBER—										
Teak wood . . . Cubic Tons	25,008	34,180	29,446	24,274	28,689	67,29,576	95,82,928	83,97,400	71,41,2 ⁶ 4	86,03,400
Teak keys (a) . . . Tons	—	—	—	—	2,665	—	—	—	—	4,89,688
Other timber *	1,269	—	—	—	—	1,34,127	—	—	—	—
Sandal Tons	84	48	26	25	40	1,27,463	64,072	33,331	34,408	67,965
Other kinds of wood and timber . . . Value	—	—	—	—	—	64,636	1,54,587	81,714	1,73,162	1,49,739
Manufactures of wood, other than furniture and cabinetware . . .	—	—	—	—	—	72,548	89,765	37,033	24,086	36,181
Total Wood and Timber	—	—	—	—	—	71,23,350	98,91,352	85,49,537	73,76,574	93,46,411
POSSAL ARTICLES	—	—	—	—	—	69,52,746	65,96,634	61,29,430	76,50,198	67,99,818
ALL OTHER ARTICLES OF MERCHANDISE	—	—	—	—	—	16,40,305	8,69,461	7,35,421	7,90,566	6,85,166
GRAND TOTAL	—	—	—	—	—	97,54,32,584	77,72,27,431	63,38,78,458	77,87,44,427	69,04,39,078

* Included in "Other kinds of Wood and Timber" from 1925-26.
 (a) Recorded under "Railway plant and rolling stock" prior to 1923-29.

No. 13—continued
 UNITED KINGDOM—continued
 EXPORTS THERE TO—continued

FOREIGN MERCHANDISE

ARTICLES	QUANTITY					VALUE				
	1924-25	1925-26	1926-27	1927-28	1928-29	1924-25	1925-26	1926-27	1927-28	1928-29
ANIMALS, LIVING . . . No.	120	76	73	77	68	£ 4,69,475	£ 2,29,740	£ 1,43,140	£ 1,94,525	£ 1,19,615
APPAREL (including DRAPEY, UNIFORMS, ACCOUTREMENTS, but excluding HOSIERY AND BOOTS AND SHOES) . Value	—	—	—	—	—	5,72,215	4,62,358	5,43,581	3,77,356	4,37,898
ARMS, AMMUNITION, AND MILITARY STORES—										
Firearms, and parts thereof	—	—	—	—	—	1,19,817	68,639	80,943	98,988	1,01,230
Other sorts	—	—	—	—	—	9,629	2,700	4,317	2,102	3,379
Total Arms, Ammunition, and Military Stores	—	—	—	—	—	1,29,446	71,539	85,260	1,01,090	1,04,609
ART, WORKS OF (other than FIGURES)	—	—	—	—	—	4,69,481	8,914	6,475	21,784	42,868
BOOKS, PRINTED, AND PRINTED MATTER (not being STATIONERY), including MAPS AND CHARTS Cwts.	688	978	754	751	1,030	1,77,334	2,37,548	1,81,892	1,72,177	2,44,069
BOOTS AND SHOES Pairs	595	1,073	1,741	5,642	624	5,906	7,772	8,798	12,011	7,092
CHEMICALS AND CHEMICAL PREPARATIONS (excluding CHEMICAL MANURES AND MEDICINES) Value	—	—	—	—	—	3,194	59,611	68,374	18,595	10,862
CHINESE AND JAPANESE WARE (including LACQUERED WARE, but excluding BATHING WARE AND PORCELAIN)	—	—	—	—	—	12,848	17,218	39,482	27,004	37,032
CLOCKS AND WATCHES AND PARTS THEREOF	—	—	—	—	—	5,182	10,307	11,064	12,537	3,938
COAL AND COKE Tons	13,099	11,493	12,488	12,578	4,520	4,02,891	2,65,771	2,73,402	2,69,021	1,69,747
CUTLERY Value	—	—	—	—	—	15,566	22,102	28,527	14,057	13,621
DRUGS AND MEDICINES (excluding CHEMICALS AND NARCOTICS)—										
Asafetida Cwts.	—	33	41	64	4	—	6,780	1,850	2,300	500
Quinine salts Lbs.	112	14	47	550	185	2,000	619	1,100	1,100	3,300
Other sorts Value	—	—	—	—	—	42,043	11,743	20,551	41,220	27,983
Total Drugs and Medicines	—	—	—	—	—	44,043	19,142	23,501	44,620	32,283
DYEING AND TANNING SUBSTANCES—										
Alizarine Lbs.	3,408	—	112	230	—	5,596	—	100	150	—
Aniline	7,536	57	—	11,508	16,063	18,851	145	—	22,583	37,751
Other sorts Value	—	—	—	—	—	—	—	9,055	1,400	5,325
Total Dyeing and Tanning substances	—	—	—	—	—	24,447	145	9,155	24,133	43,576
EARthenWARE AND PORCELAIN	—	—	—	—	—	78,257	45,834	36,069	27,010	31,808
ENAMELPLATED WARE	—	—	—	—	—	48,167	56,643	49,247	22,364	22,265
FISH (excluding CANNED FISH)—										
Fishmaws and sharkfins Cwts.	512	397	513	205	105	1,57,901	1,22,600	1,62,500	48,850	21,000
FRUITS AND VEGETABLES—										
Fruits and vegetables: dried, salted, or preserved Tons	363	149	483	162	132	2,75,335	1,76,395	2,24,496	1,79,751	2,11,230

No. 13—continued
 UNITED KINGDOM—continued
 EXPORTS THERETO—continued

FOREIGN MERCHANDISE—continued

ARTICLES	QUANTITY					VALUE				
	1924-25	1925-26	1926-27	1927-28	1928-29	1924-25	1925-26	1926-27	1927-28	1928-29
FURNITURE AND CABINET- WARE Value	—	—	—	—	—	67,659	48,090	41,165	63,104	49,492
GLASS AND GLASSWARE	—	—	—	—	—	28,690	31,075	41,102	27,453	24,792
GUMS AND RESINS— Arabic Cwts.	402	484	..	101	—	17,160	12,227	..	2,842	..
Oilbalm or frankincense	391	380	231	161	150	15,190	18,124	8,110	6,625	6,250
Other sorts	1,480	2,058	1,241	1,546	2,138	94,980	63,882	1,07,327	1,33,559	1,29,192
Total Gums and Resins	2,282	2,922	1,472	1,808	2,288	1,27,380	94,248	1,15,437	1,43,026	1,35,442
HARDWARE (excluding OUTLET AND ELECTRO- PLATED WARE) Value	—	—	—	—	—	3,12,197	3,15,174	3,78,949	4,81,710	4,54,538
HIDES AND SKINS, RAW— Skins, raw { Tons =No.	348 =1,297,568	274 =1,005,676	305 =926,325	415 =15,27,055	818 =1,815,545	1,15,25,721	1,02,07,178	1,10,06,271	1,89,83,526	1,49,72,631
HORNS, TIPS AND PIECES OF HORN (c) Cwts.	341	387	14	..	2	17,260	18,050	15	..	195
INSTRUMENTS, APPARATUS, AND APPLIANCES, AND PARTS THEREOF— Electrical Value	—	—	—	—	—	3,95,611	1,80,653	1,84,271	1,58,676	1,23,865
Musical— Talking machines and accessories	—	—	—	—	—	5,750	6,729	6,198	8,095	6,758
Other sorts	—	—	—	—	—	45,172	46,602	33,036	24,676	18,875
Total Musical Instruments	—	—	—	—	—	50,922	53,331	39,234	49,271	25,633
Optical	—	—	—	—	—	11,818	3,102	4,518	2,735	3,540
Photographic	—	—	—	—	—	1,38,471	15,542	24,414	1,29,651	12,696
Other kinds	—	—	—	—	—	89,134	1,34,891	94,624	92,627	1,56,111
Total Instruments, Ap- paratus, and Appliances	—	—	—	—	—	6,85,956	3,78,521	3,47,061	4,26,960	3,20,845
IVORY, UNMANUFACTURED Lib. MANUFACTURED Value	10,488	6,960	4,047	3,772	3,744	72,169	39,192	24,655	27,349	27,993
Total Ivory	—	—	—	—	—	72,888	40,202	51,790	28,984	27,993
JEWELLERY (excluding IMITATION JEWELLERY AND PRECIOUS STONES AND PEARLS, UNSET), ALSO PLATE OF GOLD AND SILVER— Jewellery	—	—	—	—	—	38,507	14,495	1,52,790	28,451	14,684
Plate of gold and silver	—	—	—	—	—	2,07,762	1,43,657	1,55,572	1,49,544	99,798
Total Jewellery, also plate of gold and silver	—	—	—	—	—	2,46,269	1,58,152	3,08,362	1,77,995	1,14,477
LEATHER— Hides and skins, tan- ned or dressed— Hides, tanned or dressed { Tons =No.	1 =245	2,650
Skins, tanned or dressed { Tons =No.	51 =191,212	38 =94,566	8 =20,240	8 =25,809	7 =46,377	14,76,694	9,48,032	93,617	1,36,943	4,16,640
Unwrought Cwts.	101	25	8	5	4	15,147	9,098	2,327	3,448	989
Manufactures (exclud- ing boots and shoes) Value	—	—	—	—	—	29,277	23,718	48,088	39,841	33,604
Total Leather	—	—	—	—	—	15,21,118	9,50,841	1,39,032	1,80,032	4,53,833
LIQUORS— Brandy Gals.	187	..	117	7,541	..	2,827	6	..
Whisky	2,806	203	204	198	165	61,617	5,310	3,846	6,334	3,423
Wines	67	240	1,039	87	29	798	1,919	15,579	1,640	280
Other sorts of Liquors	17,513	2,510	284	1,203	2,023	59,336	14,912	2,658	10,084	4,391
Total Liquors	20,573	2,953	1,694	1,483	2,274	1,29,791	22,141	24,970	18,564	3,099

No. 13—continued
 UNITED KINGDOM—continued
 EXPORTS THERE TO—continued

FOREIGN MERCHANDISE—continued

ARTICLES	QUANTITY					VALUE				
	1924-25	1925-26	1926-27	1927-28	1928-29	1924-25	1925-26	1926-27	1927-28	1928-29
MACHINERY AND MILL-WORK— Prime-movers (other than electrical) Value	—	—	—	—	—	£	£	£	£	£
Electrical machinery of all kinds	—	—	—	—	—	5,860	7,126	49,858	27,545	37,515
Other sorts of machinery	—	—	—	—	—	1,20,064	1,83,802	1,32,347	66,355	81,242
Total Machinery and Mill- work	—	—	—	—	—	7,39,713	5,05,288	6,07,248	6,58,318	6,04,696
MATCHES {Gross of boxes	5,200	9,158
METALS AND ORES— Brass, Bronze, and similar alloys and manufac- tures thereof, wrought Owts.	18	52	325	3,982	684	1,925	10,065	19,171	1,17,711	40,219
Copper	1	26	1,040	1	24	150	2,959	64,855	62	1,180
Iron or Steel Tons	5,189	106	214	860	1,218	2,62,715	45,913	98,457	2,59,211	1,72,047
Lead Cwts.	180	1,307	292	40	106	2,418	31,794	3,728	700	3,566
Tin "	1,560	1,640	6	..	261	70,915	1,05,829	475	..	12,887
Others Tons	1	10	153	144	248	3,671	8,582	1,07,336	1,04,731	1,76,939
Total Metals and ores	5,875	268	450	1,203	1,518	3,41,794	2,05,142	2,93,817	4,82,415	4,00,838
OILS—										
Essential Gals.	178	112	37	8	2	14,149	9,250	1,200	425	300
Mineral "	1,796,568	6,883	781,676	2,202,433	1,198,664	5,11,827	24,078	1,53,261	4,35,495	2,59,515
Vegetable, non-essential	10	3	4	120	..	50	13	16	400
Total Oils	1,796,746	7,005	781,716	2,202,445	1,198,776	5,25,976	33,378	1,59,474	4,35,936	2,60,215
PAINTS AND COLOURS Cwts.	656	3,170	324	422	832	37,886	1,97,248	7,818	22,845	38,048
PAPER AND PAPERBOARD Value	5,187	18,220	8,768	5,481	10,454
PERFUMERY NOT BEING PERFUMED SPIRIT.	429	725	..	12,898	847
PRINTING AND LITHO- GRAPHING MACHINERY AND MATERIALS (ex- cluding PAPER)	19,312	10,689	9,515	38,718	23,433
PRINTS, ENGRAVINGS, AND PICTURES	36,057	36,164	22,898	27,982	15,269
PROVISIONS AND OILMAN'S STORES (excluding FISH AND FRUITS AND VEGE- TABLES) Cwts.	143	254	512	319	599	20,862	24,633	22,269	35,936	1,20,095
RAILWAY PLANT AND ROLLING-STOCK† Value	28,888	31,008	6,976	49,861	..
RUBBER, RAW AND MANUFAC- TURES	28,402	72,935	38,888	11,460	65,075
SEEDS Tons	..	1	1	..	1	25	16,180	1,300	..	380
SHELLS AND COWRIES Value	19,592	48,224	31,200	71,226	99,447
SOAP Cwts.	34	44	15	46	107	3,441	1,870	510	2,618	5,306
SPICES—										
Cloves	175	343	11,100	21,923
Nutmegs	182	8,250
Other sorts	91	208	..	106	30	5,850	6,285	..	6,640	900
Total Spices	273	383	343	106	30	12,100	17,385	21,923	6,640	900
STATIONERY (excluding paper) Value	21,514	24,573	18,473	12,133	35,890
SUGAR—										
Sugar, 16 Dutch stand- ard and above Tons	50	2,585	..	201	..	20,265	7,42,859	7	40,178	..
Confectionery*	8	15,639	204	383
Total Sugar	58	2,585	..	201	..	35,904	7,43,063	390	40,178	..
TEXTILES— Cotton—										
Raw	3,129	1,005	490	1,653	270	61,91,520	20,59,934	6,93,376	26,50,757	3,75,214

* Shown under "Provisions and oilman's stores" from 1927-28.
 † Discontinued from 1928-29.

No. 13—continued
 UNITED KINGDOM—concluded
 EXPORTS THERETO—concluded

FOREIGN MERCHANDISE—concluded

ARTICLES	QUANTITY					VALUE				
	1924-25	1925-26	1926-27	1927-28	1928-29	1924-25	1925-26	1926-27	1927-28	1928-29
TEXTILES—continued										
Cotton—continued										
Twist and yarn . . . Lbs.	4,575	24,845	5,615	5,012	2,830	12,862	51,379	8,317	8,931	2,853
Manufactures—										
Hosiery . . . Value	—	—	—	—	—	1,555	1,674	21,188	630	675
Piece goods—										
Grey (unbleached) Yards	3,040	6,761	9,008	8,557	353	1,448	4,518	2,510	2,302	107
White (bleached) ..	10,996	78,155	8,708	5,208	4,973	3,509	33,712	5,473	1,766	4,610
Coloured, printed, or dyed ..	27,550	68,684	62,112	37,895	38,094	24,695	27,757	55,780	15,697	20,588
Fents of all descriptions ..	4,685	4,640	84,529	7,825	8,120	5,145	2,790	12,384	5,060	8,455
Total Piece goods ..	46,271	158,240	115,387	59,575	51,558	34,797	68,772	76,047	24,915	28,760
Thread sewing . . . Lbs.	1,106	2,240	..	1,084	..	7,500	320	..	1,840	..
Other sorts of manufactures . . . Value	—	—	—	—	—	32,705	4,638	14,137	14,532	3,490
Total Cotton manufactures including Twist and Yarn . . .	—	—	—	—	—	89,509	1,26,783	1,10,634	50,848	36,778
Flax—										
Manufactures . . .	—	—	—	—	—	14,494	26,041	17,585	17,950	8,193
Haberdashery and Millinery . . .	—	—	—	—	—	67,846	66,953	47,779	63,320	68,020
Silk—										
Manufactures . . .	—	—	—	—	—	37,952	7,910	32,375	68,389	49,194
Wool—										
Raw . . . Lbs.	11,742,968	9,584,690	9,350,850	7,419,708	6,181,682	98,44,218	73,44,084	67,75,361	54,57,854	54,41,858
Manufactures—										
Piece goods . . . Yards	6,565	2,404	12,071	1,868	6,139	23,673	9,182	23,997	11,405	18,441
Other sorts . . . Value	—	—	—	—	—	46,91,209	58,08,861	40,59,601	51,76,968	50,57,720
Total Woollen manufactures ..	—	—	—	—	—	47,14,882	58,17,643	40,83,668	51,88,373	50,76,161
Other textiles—										
Manufactured . . .	—	—	—	—	—	3,747	7,990	31,817	5,586	75,076
TOBACCO—										
Unmanufactured . . . Lbs.	12,645	..	1,035	3,120	13,841	53,204	..	918	2,750	13,477
Manufactured . . .	5,717	8,226	4,368	10,972	6,690	8,594	23,028	12,388	31,588	49,261
TOYS AND REQUISITES FOR GAMES AND SPORTS (including FISHING TACKLE) other than FIRE-ARMS . . . Value	—	—	—	—	—	24,658	40,227	51,541	29,493	30,923
VEHICLES (excluding LOCOMOTIVES, ETC., FOR RAILWAYS)—										
Carriages and Carts (excluding Railway carriages) and parts thereof. . .	—	—	—	—	—	8,62,603	1,38,992	1,06,002	2,06,190	2,26,400
Other sorts . . .	—	—	—	—	—	3,64,331	2,28,824	2,91,449	3,62,440	4,92,453
WAX OF ALL KINDS, other than PARAFFIN WAX (excluding CANDLES) . . . Cwts.	52	16	5,354	6,047
WOOD AND TIMBER—										
Manufactures of wood (other than furniture and cabinetware) . . . Value	—	—	—	—	—	4,30,167	4,84,475	4,99,247	4,87,430	11,45,634
Other kinds of wood and Timber . . .	—	—	—	—	—	150	22,724	4,560	500	23,950
Total Wood and Timber ..	—	—	—	—	—	4,30,317	5,07,199	5,03,807	4,87,930	11,69,584
POSTAL ARTICLES . . .	—	—	—	—	—	6,572	7,733	6,771	7,333	5,606
ALL OTHER ARTICLES OF MERCHANDISE . . .	—	—	—	—	—	2,27,402	2,10,552	1,61,779	1,21,455	1,64,832
GRAND TOTAL . . .	—	—	—	—	—	4,15,71,372	3,24,60,267	2,89,14,013	3,88,59,104	3,32,42,506
GRAND TOTAL OF INDIAN AND FOREIGN MERCHANDISE . . .	—	—	—	—	—	1,01,70,08,950	80,96,87,698	66,27,92,466	81,76,03,531	72,30,31,583

No. 13—continued

RUSSIA
IMPORTS THEREFROM

ARTICLES	QUANTITY					VALUE				
	1924-25	1925-26	1926-27	1927-28	1928-29	1924-25	1925-26	1926-27	1927-28	1928-29
						R	R	R	R	R
OILS—										
Mineral—										
Kerosene (in bulk) Gals.	3,846,776	15,807,604	22,56,054	82,57,991
Other kinds . . . "	12,557	264	16,045	530	..
PAPER AND PASTE-BOARD—										
Paper—										
Packing paper . Cwts.	1,765	145	1,888	27,028	1,678	22,845
SUGAR—										
Beet sugar . Tons	22,937	11,882	51,04,771	23,82,585	..
TEA-CHESTS, ENTIRE OR IN SECTIONS—										
Of wood . Value	—	—	—	—	—	56,218	11,617	..	87,713	1,06,848
WOOD AND TIMBER—										
Manufacture of wood other than furniture and cabinet ware . . . "	—	—	—	—	—	28,428	..
Other kinds of wood and timber . . . "	—	—	—	—	—	90,276	68,677
ALL OTHER ARTICLES OF MERCHANDISE . . . "	—	—	—	—	—	1,956	8,256	8,198	2,154	30,857
GRAND TOTAL . . . "	—	—	—	—	—	58,174	19,873	51,56,637	48,52,016	84,87,218

EXPORTS THERETO

INDIAN MERCHANDISE

ARTICLES	QUANTITY					VALUE				
	1924-25	1925-26	1926-27	1927-28	1928-29	1924-25	1925-26	1926-27	1927-28	1928-29
						R	R	R	R	R
GRAIN, PULSES, AND FLOUR—										
Rice, not in the husk—										
Cleansed Rice . Tons	404	27	60,271	4,757
HIDES AND SKINS, RAW {										
Tons	..	80	55	44	26	..	1,00,130	47,896	43,272	18,976
No.	..	12,000	10,180	7,490	4,715
SPICES "	228	80	468	8,127	8,150	45,272
TEA, BLACK Lbs.	1,388,207	2,080,928	1,00,900	6,332,862	4,138,702	8,38,175	12,01,740	83,287	34,23,757	23,71,548
TEXTILES—										
Cotton—										
Twist and Yarn . Lbs.	12,000	9,750
Hemp, raw Cwts.	..	84	174	791	944	..	1,800	2,100	15,600	15,855
Jute, raw Tons	176	1,087	30,528	6,22,906
Manufactures—										
Gunny bags No.	600,000	41,600	1,580,000	2,627,900	10,000	8,18,016	16,560	7,64,500	13,88,400	6,000
Rope and Twine . Cwts.	987	..	783	10,000	..	13,500
ALL OTHER ARTICLES OF MERCHANDISE . Value	—	—	—	—	—	9,416	475	..	11,412	5,085
GRAND TOTAL "	—	—	—	—	—	12,54,262	19,43,611	9,12,783	49,51,062	24,90,742

FOREIGN MERCHANDISE

ARTICLES.	QUANTITY					VALUE				
	1924-25	1925-26	1926-27	1927-28	1928-29	1924-25	1925-26	1926-27	1927-28	1928-29
						R	R	R	R	R
TOTAL VALUE	—	—	—	—	—	614	6,144
GRAND TOTAL OF INDIAN AND FOREIGN MERCHANDISE Value	—	—	—	—	—	12,54,262	19,43,611	9,12,783	49,51,076	24,96,886

No. 13—continued
FINLAND
IMPORTS THEREFROM

ARTICLES	QUANTITY					VALUE				
	1924-25	1925-26	1926-27	1927-28	1928-29	1924-25	1925-26	1926-27	1927-28	1928-29
ROBBINS Value	—	—	—	—	—	R	R	R	R	R
HARDWARE <i>excluding</i> CUTLERY AND ELE- CTROPLATED WARE	—	—	—	—	—	11,785	16,429	11,844	11,148	33,014
MATCH-MAKING MATERIALS— Undipped Splints Lbs.	42,535	78,166	1,25,367	89,983	..	340
METALS AND ORES— Iron or Steel— Manufactures— Nails, rivets and washers, <i>excluding</i> wire nails Tons	72	86	66	1	..	47,489	56,265	40,928	307	40
PAPER AND PASTEBOARD— Paper— Packaging paper Cwts.	6,627	8,860	8,108	4,968	5,180	1,05,011	66,788	1,19,707	74,926	71,537
Printing paper— News printing	13,042	6,407	27,521	5,453	7,018	2,14,635	90,462	4,12,867	79,040	81,416
Other sorts	850	4,859	2,244	3,036	5,376	20,050	75,960	36,303	42,000	71,537
Writing paper and envelopes— Writing paper in large sheets	2,590	292	302	209	398	63,881	6,071	6,337	6,058	8,253
Other kinds of paper	483	..	479	497	449	9,184	..	8,907	8,677	6,134
Paper manufactures	368	3,867
Total Paper	23,592	14,978	38,654	14,223	18,780	4,12,761	2,45,287	5,84,121	2,10,761	2,42,294
Pasteboard, Millboard and Cardboard of all kinds	348	130	291	1,494	..	3,891	1,448	3,375	14,058
Total Paper and Pasteboard	23,592	15,326	38,784	14,514	20,283	4,12,761	2,49,178	5,85,564	2,14,136	2,56,352
PAPER MAKING MATERIALS— Pulp of wood	190	292	24,526	2,805	1,647	2,26,531
PROVISIONS AND OILMAN'S STORES— Milk, condensed and preserved <i>including</i> milk cream	291	1,700	11,251	39,139	..
TEA-CHESTS, ENTIRE OR IN SEC- TIONS— Of wood Value	—	—	—	—	—	10,97,911	14,27,714	9,20,836	1,22,698	1,22,345
WOOD AND TIMBER— Manufactures of wood <i>other than</i> furniture and cabinetware	—	—	—	—	—	1,470	14,890	38,146	6,052	1,716
POSTAL ARTICLES NOT SPECIFIED	—	—	—	—	—	68	4	..
ALL OTHER ARTICLES OF MERCHANDISE	—	—	—	—	—	2,384	18,054	3,400	2,480	5,082
GRAND TOTAL	—	—	—	—	—	16,62,706	19,06,897	16,99,757	8,98,206	6,45,420

EXPORTS THERETO

INDIAN MERCHANDISE

ARTICLES	QUANTITY					VALUE					
	1924-25	1925-26	1926-27	1927-28	1928-29	1924-25	1925-26	1926-27	1927-28	1928-29	
GRAIN, PULSER AND FLOUR— Rice, not in the husk— Cleaned rice Tons	320	42,142	
HIDES AND SKINS, RAW— Hides, raw— Buffalo hides Cow hides Calf skins— Cow calf skins	Tons —No. Tons —No. Tons —No.	4 —480 688 —148,305	17 —2,335 1,001 —242,228	5 —460 532 —114,951	9 —1,575 1,023 —195,875	23 —2,595 764 —149,950	5,879 6,72,246	19,936 11,73,740	2,316 5,02,294	6,666 9,96,265	22,175 7,57,091
Total Hides, raw	Tons —No.	642 —148,785	1,018 —244,568	537 —115,411	1,032 —197,450	796 —155,945	6,78,125	11,93,676	5,04,610	10,02,931	
LAC Cwts.	..	44	..	45	7	..	7,015	..	6,038	1,100	
SPICES	12	187	48	98	..	4,670	59,028	11,656	29,800	
TOBACCO— Unmanufactured lb.	..	1,343	..	50,000	75,791	..	680	..	18,963	28,858	
ALL OTHER ARTICLES OF MERCHANDISE Value	—	—	—	—	—	..	1,000	2,548	6,264	50	
GRAND TOTAL	—	—	—	—	—	6,78,125	12,06,991	5,86,186	10,46,547	8,94,948	

FINLAND—continued

EXPORTS THERETO—continued

FOREIGN MERCHANDISE

ARTICLES	QUANTITY					VALUE				
	1924-25	1925-26	1926-27	1927-28	1928-29	1924-25	1925-26	1926-27	1927-28	1928-29
TOTAL VALUE	—	—	—	—	—	R	R	R	R	R
GRAND TOTAL OF INDIAN AND FOREIGN MERCHANDISE Value	—	—	—	—	—	6,78,125	12,07,070	5,66,186	10,40,947	8,94,948

ESTHONIA

IMPORTS THEREFROM

ARTICLES	QUANTITY					VALUE				
	1924-25	1925-26	1926-27	1927-28	1928-29	1924-25	1925-26	1926-27	1927-28	1928-29
FURNITURE AND CABINET WARE—						R	R	R	R	R
Furniture of wood (other than bedsteads) . . . Value	—	—	—	—	—	11,515	11,101	9,252	6,512	17,099
HARDWARE (excluding CUTLERY AND ELECTRO-PLATED WARE) . . . "	—	—	—	—	—	38,339	1,12,014	1,15,028
METALS AND ORES—										
Iron or Steel—										
Manufactures—										
Nails, rivets, washers excluding wire nails Tons	5	..	17	36	29	5,715	..	11,770	25,048	21,528
PAPER AND PASTEBOARD—										
Paper—										
Printing paper—										
News printing . . . Cwts.	954	..	330	166	371	14,706	..	4,632	1,860	5,483
Other sorts . . . "	2,791	40,298
Total of Printing paper . . "	954	..	330	166	3,162	14,706	..	4,632	1,860	45,781
TEA CHESTS, ENTIRE, OR IN SECTIONS . . . Value	—	—	—	—	—	1,41,580	4,003	2,46,495	6,55,299	6,04,774
WOOD AND TIMBER—										
Other kinds of wood & timber(a)	—	—	—	—	—	—	..	3,538	6,475	1,38,482
Manufactures of wood, other than furniture and cabinet ware . . . "	—	—	—	—	—	31,147	18,240	42,427	63,271	1,06,856
ALL OTHER ARTICLES OF MERCHANDISE . . . "	—	—	—	—	—	1,998	8,284	..	3,401	10,742
GRAND TOTAL . . . "	—	—	—	—	—	2,06,061	41,628	3,51,448	8,98,880	10,60,892

EXPORTS THERETO

INDIAN MERCHANDISE

ARTICLES	QUANTITY					VALUE				
	1924-25	1925-26	1926-27	1927-28	1928-29	1924-25	1925-26	1926-27	1927-28	1928-29
HIDES AND SKINS, RAW—						R	R	R	R	R
Hides, raw—										
Cow hides { Tons	17	3	1	15,284	2,487	1,242
{ —No.	—2,625	—650	—250
GRAND TOTAL . . . Value	—	—	—	—	—	15,284	2,487	1,242

FOREIGN MERCHANDISE

Nil.

(a) Separately recorded from 1925-26; also includes "Other Timber."

No. 13—continued

LATVIA
IMPORTS THEREFROM

ARTICLES	QUANTITY					VALUE				
	1924-25	1925-26	1926-27	1927-28	1928-29	1924-25	1925-26	1926-27	1927-28	1928-29
OILS—						R	R	R	R	R
Mineral oils . . . Gals.	..	20,757	4,168	13,000	111,047	..	25,840	4,589	14,131	1,25,023
PAPER AND PASTEBOARD—					
Packing paper . . . Cwts.	44	1,051	1,657	8,697	1,302	850	15,790	25,417	1,32,302	20,625
Printing paper . . . Cwts.	980	619	10,628	7,008
WOOD AND TIMBER . . . Value	30,520	2,25,610
ALL OTHER ARTICLES OF MERCHANDISE . . . Value	4,610	16,198
TOTAL VALUE . . . Value	850	41,609	30,006	1,92,191	3,94,459

EXPORTS THERETO

INDIAN MERCHANDISE

ARTICLES	QUANTITY					VALUE				
	1924-25	1925-26	1926-27	1927-28	1928-29	1924-25	1925-26	1926-27	1927-28	1928-29
HIDES AND SKINS—						R	R	R	R	R
Hides, raw . . . Tons	2
Cow hides . . . No.	500	5,766
SEEDS—					
Groundnuts . . . Tons	404	1,40,000
RAW—					
Raw . . . Cwts.	487	7,950
TOTAL VALUE . . . Value	1,62,716

FOREIGN MERCHANDISE

Nil.

GEORGIA
IMPORTS THEREFROM

ARTICLES	QUANTITY					VALUE				
	1924-25	1925-26	1926-27	1927-28	1928-29	1924-25	1925-26	1926-27	1927-28	1928-29
DYEING AND TANNING SUBSTANCES—						R	R	R	R	R
Dyes obtained from Coal tar—					
Aniline . . . lbs.	8,370	15,596	6,845	21,795	..
OILS—						R	R	R	R	R
Mineral—					
Kerosene (in bulk) . . Gals.	5,828,028	4,310,642	..	15,654,571	27,495,456	33,82,174	24,26,941	..	80,54,026	1,50,80,840
PAPER AND PASTEBOARD—					
Paper . . . Cwts.	..	906	82	18,922	1,865
STARCH AND FARINA—					
Farina and potato flour Cwts.	4,501	57,181	..
ALL OTHER ARTICLES OF MERCHANDISE . . . Value	6,260	404	985	11,693	932
TOTAL VALUE . . . Value	33,88,434	24,46,267	9,685	81,14,645	1,50,40,778

EXPORTS THERETO

INDIAN MERCHANDISE

ARTICLES	QUANTITY					VALUE				
	1924-25	1925-26	1926-27	1927-28	1928-29	1924-25	1925-26	1926-27	1927-28	1928-29
DYEING AND TANNING SUBSTANCES—						R	R	R	R	R
Indigo . . . Cwts.	..	18	7	13	5,870	2,900	4,878	..
Turmeric . . . Cwts.	..	425	556	181	176	..	6,072	6,072	2,006	8,001
SEEDS, TEA . . . TONS	26	94	50,037	1,44,880
SPICES—					
Cardamom . . . Cwts.	48	14,844
Cloves . . . Cwts.	..	74	7,084
Pepper . . . Cwts.	95	45	8,476	2,550
Ginger . . . Cwts.	84	81	1,953	987
TOTAL SPICES . . . Value	..	74	..	179	122	..	7,084	..	10,429	18,331
TEA—					
Tea, black . . . Lbs.	..	256,100	837,413	1,480,476	1,725,242	..	2,50,050	7,84,603	11,64,900	14,36,870
TEXTILES—					
Cotton—					
Twist and Yarn . . . Lbs.	17,600	10,500
Jute—					
Manufactures—						24,000	..	3,403
Gunny bags . . . No.	40,000	..	7,500
ALL OTHER ARTICLES OF MERCHANDISE . . . Value	180	2,680
GRAND TOTAL . . . Value	2,68,385	8,17,475	12,32,430	16,19,755

FOREIGN MERCHANDISE

ARTICLES	QUANTITY					VALUE				
	1924-25	1925-26	1926-27	1927-28	1928-29	1924-25	1925-26	1926-27	1927-28	1928-29
TOTAL VALUE . . . Value	2,555
GRAND TOTAL OF INDIAN AND FOREIGN MERCHANDISE . . . Value	2,68,885	8,17,475	12,32,430	16,22,310

SWEDEN

IMPORTS THEREFROM

ARTICLES	QUANTITY					VALUE				
	1924-25	1925-26	1926-27	1927-28	1928-29	1924-25	1925-26	1926-27	1927-28	1928-29
BOOKS Value	—	—	—	—	—	31,688	39,929	38,066	7,058	11,002
BOOKS, PRINTED AND PRINTED MATTER not being STATIONERY including MAPS AND CHARTS. . . Cwts.	91	712	188	130	27	12,580	51,012	15,890	15,522	2,984
BUILDING AND ENGINEERING MATERIALS other than OF IRON, STEEL OR WOOD—										
Cement—										
Portland . . . Tons	835	..	84	4	8	15,500	1	1,440	206	375
Other materials . . Value	—	—	—	—	—	4,197	2,215	1,047	6,238	10,847
Total Building and Engineering materials . . .	—	—	—	—	—	19,697	2,216	2,487	6,489	11,222
CHEMICALS AND CHEMICAL PREPARATIONS (excluding CHEMICAL MANURES AND MEDICINES)—										
Acids Cwts.	98	14	5	..	2,029	1,501	1,344	70	30	43,022
Aluminous Sulphate	1	..	9,814	5	..	33,693
Carbide of calcium . . .	219	1,027	1,194	2,784	1,827	4,121	16,077	17,105	41,367	27,507
Potassium compounds—										
Bichromate . . .	25	146	367	633	140	1,354	5,548	10,954	13,658	4,239
Chlorate . . .	865	4,486	7,689	8,991	6,733	21,048	1,07,212	1,58,629	1,64,895	1,19,751
Other sorts of chemicals . . Value	—	—	—	—	—	14,442	89,176	44,098	65,216	35,448
Total Chemicals and Chemical preparations, etc. . .	—	—	—	—	—	42,461	2,19,857	2,30,851	2,85,161	2,64,260
GLASS AND GLASSWARE—										
Bottles and phials . . Gross	293	7,225	5,036	8,567	9,046	8,307	96,829	66,198	1,18,498	1,10,324
Tableware (including decanters, etc.) . Value	—	—	—	—	—	13,079	2,187	7,568	8,253	5,507
Other glassware . . .	—	—	—	—	—	3,511	822	6,477	8,060	10,250
Total Glass and Glassware . . .	—	—	—	—	—	19,897	99,838	80,288	1,34,791	1,32,081
GLUE Cwts.	202	1,106	398	661	414	9,926	37,717	17,077	30,528	15,164
HARDWARE, excluding CUTLERY AND ELECTRO-PLATED WARE—										
Builder's hardware such as locks, hinges, door bolts, etc. . Value	—	—	—	—	—	5,86,004	3,08,842	4,10,301	4,27,118	4,43,004
Domestic hardware of iron or enamelled ironware . . .	—	—	—	—	—	40,552	42,088	46,082	47,729	61,317
Enamelled ironware . . .	—	—	—	—	—	1,350	1,101	8,930	2,742	4,187
Gas mantles . . .	—	—	—	—	—	456	1,078	10,865	3,637	5,084
Implements and tools, other than agricultural implements and machine tools . . .	—	—	—	—	—	67,456	1,09,421	1,11,521	75,875	84,320
Lamps, metal . . . No.	2,887	4,757	4,176	4,846	7,571	44,175	28,288	28,721	31,800	38,522
" parts of . . Value	—	—	—	—	—	15,600	22,008	13,302	23,279	14,098
Safes and strong boxes as metals . . . No.	2,682	11,445
Stoves . . .	125,288	175,062	139,857	173,904	162,023	6,55,894	7,70,180	6,66,028	7,04,671	6,02,224
Other sorts . . . Value	—	—	—	—	—	2,77,218	2,90,659	2,50,650	2,45,050	2,22,923
Total Hardware, excluding Cutlery, etc. . .	—	—	—	—	—	16,89,714	16,63,609	15,26,489	15,61,810	15,47,214

No. 13—continued
 SWEDEN—continued
 IMPORTS THEREFROM—continued

ARTICLES	QUANTITY					VALUE				
	1924-25	1925-26	1926-27	1927-28	1928-29	1924-25	1925-26	1926-27	1927-28	1928-29
INSTRUMENTS, APPARATUS, AND APPLIANCES AND PARTS THEREOF—						R	R	R	R	R
Electrical, etc.—										
Telegraph and telephone instruments and apparatus . Value	—	—	—	—	—	6,524	27,280	48,098	57,720	14,119
Switch Boards . "	—	—	—	—	—	15,420
Electrical goods and apparatus not enumerated . "	—	—	—	—	—	4,285	27,025	7,805	17,512	3,968
Total Electrical Instruments . . . "	—	—	—	—	—	10,769	54,255	55,803	75,232	33,505
Other kinds . . . "	—	—	—	—	—	2,621	6,485	5,329	9,520	6,871
Total Instruments, Apparatus, and Appliances, etc. "	—	—	—	—	—	13,410	60,690	60,932	84,752	40,376
MACHINERY AND MILLWORK—										
Prime-movers (other than electrical)—										
Locomotives (including those for railways)—										
Oil engines . No.	8	14	2	4,408	33,672	3,815
Parts of oil engines . Value	—	—	—	—	—	4,389	1,552
†Railway locomotive engines and parts thereof . "	—	—	—	—	—	—	—	—	—	40,704
Other than Locomotives—										
Oil Engines . No.	31	40	72	73	94	1,24,352	95,723	2,05,050	2,19,480	1,64,833
Parts of Oil Engines . Value	—	—	—	—	—	26,173	11,050	17,352	41,301	32,443
Steam Engines . No.	..	4	5	2	9	..	3,004	11,100	3,721	17,099
Parts of Steam Engines . Value	—	—	—	—	—	..	2,089	11,003	414	507
Others . . . "	—	—	—	—	—	3,300	7,352
Electrical machinery of all kinds, etc.—										
Control and Switch-gear . "	—	—	—	—	—	1,794	17,515	13,077	1,290	12,873
Generators, alternators and dynamos . "	—	—	—	—	—	4,453	6,410	1,312	43,908	37,768
Motors . . . "	—	—	—	—	—	51,058	65,100	15,123	9,440	58,540
Transformers . . . "	—	—	—	—	—	508	3,410	5,401	13,771	22,166
Turbo-generating sets . "	—	—	—	—	—	12,800	1,09,910
Others . . . "	—	—	—	—	—	5,302	..	154	2,053	16,445
Machinery not being prime-movers or electrical machinery—										
Leather tanning and curing machinery . "	—	—	—	—	—	..	13,594
Metal working machinery including machine tools . "	—	—	—	—	—	9,194	99,871	23,854	22,480	51,863
Refrigerating machinery . "	—	—	—	—	—	1,681	11,001	28,021	207	714
Rice and flour mill machinery . . . "	—	—	—	—	—	1,512	273	..	93	11,655
Saw mill and wood working machinery . "	—	—	—	—	—	35,131	48,543	1,607
Textile machinery—										
Jute machinery . . . "	—	—	—	—	—	3,477	25,135	15,835	3,557	4,727
Other sorts of machinery . "	—	—	—	—	—	6,71,036	4,82,237	3,45,491	6,71,151	10,15,977
Total Machinery and Millwork . . . "	—	—	—	—	—	9,39,031	8,93,277	6,98,155	10,83,810	16,05,238
MANURES . . . Tons	313	530	56,048	32,165
MATCHES—										
Safety . Gross of boxes	1,735,694	3,180,073	2,361,045	1,007,270	915,115	24,99,847	42,03,838	30,14,968	20,73,072	10,03,223
Other sorts . . . "	1,229,554	1,666,563	1,859,531	1,027,953	423,430	14,33,230	17,95,876	17,86,547	11,70,038	6,01,536
Total Matches . . . "	3,015,248	4,846,636	4,520,576	2,035,123	1,343,565	39,37,127	60,64,712	48,01,515	32,43,110	15,04,764
MATCH-MAKING MATERIALS—										
Undipped splints . . . Lbs.	433,569	1,19,402
Veneers for match boxes . . . "	347,184	1,75,437
Total Match-making materials . . . "	780,727	2,94,839

† Recorded under " Railway plant and rolling stock " prior to 1928-29.

No. 13—continued
SWEDEN—continued

IMPORTS THEREFROM—continued

ARTICLES	QUANTITY					VALUE				
	1924-25	1925-26	1926-27	1927-28	1928-29	1924-25	1925-26	1926-27	1927-28	1928-29
						B	B	B	B	B
METALS AND ORES—										
Brass, Bronze and similar alloys and manufactures thereof—										
Wrought—										
Sheets Cwts.	..	419	2,816	22,956	1,16,041
Other sorts . . . "	179	213	75	44	52	12,675	11,420	8,124	6,357	6,180
Total Brass, etc. . . "	179	632	2,891	44	52	12,675	34,376	1,24,165	6,357	6,180
Copper—										
Unwrought—										
Tiles ingots, cakes bricks and slabs . . "	450	1,900	19,870	79,968	..
Iron—										
Pig Manufactures— Tons	2	60	2	7	9	426	17,198	401	1,479	1,724
Angle, bolt and rod . . "	9	12	..	2,819
Bars and channels . . "	1,060	1,044	1,081	1,008	1,042	2,50,062	2,82,109	2,65,699	2,43,963	2,61,056
Total Iron "	1,062	1,104	1,092	1,015	1,051	2,50,500	2,99,307	2,68,919	2,45,441	2,62,782
Steel—										
Bars (other than cast steel) "										
	603	334	521	741	859	2,17,614	1,14,239	1,70,068	2,38,520	2,67,429
Cast—										
Tool steel—										
High speed "	29	13	4	11,506	5,443	2,115
Carbon "	164	275	365	13	20	83,866	1,55,271	1,45,268	6,328	9,377
Cast steel bars . . . "	5	143	..	30	24	1,660	46,645	..	9,044	10,090
Other cast steel . . . "	86	..	3	161	120	17,155	..	1,270	73,478	55,078
Others "	..	3	4	..	9	21	1,417	626	..	770
Total Steel "	830	867	897	945	1,032	3,32,020	3,23,068	3,19,847	3,27,370	3,42,730
Iron or Steel—										
Nails, rivets and washers (excluding wire nails) . . "										
	2,252	2,430	1,277	1,534	1,176	11,62,318	10,66,683	7,51,715	8,03,981	6,41,162
Screws "	1	21	105	50	54	1,784	13,811	61,207	25,488	29,272
Sheets and plates . . "	..	108	5	103	34,683	300	..	7
Tubes, pipes and fittings wrought . . "	4	12	..	12	58	4,457	3,281	..	6,816	35,299
Wire nails "	17	9	16	1	..	4,970	4,268	2,713	266	78
Other manufactures . . "	20	16	34	20	32	8,096	5,345	9,138	9,190	14,823
Total Iron or Steel . . "	2,294	2,606	1,437	1,626	1,320	11,81,978	11,28,066	8,45,663	8,45,741	7,20,636
Zinc or Spelter—										
Wrought or manufactured . . Cwts.										
	690	1,353	414	785	..	24,713	46,249	12,879	22,684	..
Others "	29	29	20	2,391	3,200	1,581	290	493
Total Metals (excluding ores) Tons	4,230	4,668	3,590	3,723	3,406	18,03,977	18,34,261	15,92,424	15,27,851	18,32,731
PAINTS AND PAINTERS' MATERIALS—										
Painters' materials (other than paints and colours)—										
Turpentine—										
Genuine turpentine Cwts.	175	346	2,346	1,695	3,368	12,764	13,604	1,13,931	70,019	94,645
PAPER AND PASTEBOARD—										
Paper—										
Packing paper. . . . "										
	23,860	48,427	55,855	91,991	67,540	4,60,017	9,59,525	10,02,606	17,27,026	11,71,768
Printing paper—										
News printing "	18,029	25,704	21,979	18,288	21,266	2,47,030	3,10,610	2,72,968	2,04,180	2,55,232
Other sorts "	4,427	3,510	6,876	9,148	9,954	1,09,816	78,124	1,24,667	1,75,255	1,87,364
Writing paper and envelopes—										
Writing paper in large sheets "										
	3,211	3,341	6,563	8,518	9,731	33,988	85,207	1,43,363	1,78,087	2,08,691
Envelopes imported separately "	1,104	1,210	1,306	1,121	768	28,669	41,973	47,869	41,214	28,653
Other kinds of paper "	4,182	7,195	6,144	2,801	13,830	85,969	1,46,903	1,48,794	79,305	2,98,952
Paper manufactures "	2,353	3,335	3,729	4,812	5,875	80,032	1,77,842	1,19,313	1,97,516	2,04,141
Total Paper "	57,166	93,222	102,452	136,769	128,964	11,05,616	17,00,184	18,60,610	25,72,533	23,54,841

No. 13—continued
SWEDEN—continued
IMPORTS THEREFROM—concluded

ARTICLES	QUANTITY					VALUE				
	1924-25	1925-26	1926-27	1927-28	1928-29	1924-25	1925-26	1926-27	1927-28	1928-29
PAPER AND PASTEBOARD—contd						R	R	R	R	R
Pasteboard, Millboard and Cardboard of all kinds . Cwts.	13,248	30,062	20,574	11,973	6,542	2,18,440	3,07,217	3,21,472	1,76,912	91,125
Manufactures of paste- board "	1,717	162	1	3,326	822	31,359	2,690	311	55,038	6,501
Total Pasteboard "	14,965	20,224	20,575	15,299	6,804	2,49,809	3,09,907	3,21,783	2,31,950	97,626
Total Paper and Pasteboard "	72,131	113,446	123,027	162,068	136,828	13,55,325	20,19,091	21,82,393	29,04,533	24,52,467
PAPER-MAKING MATERIALS—										
Pulp of wood "	66,205	39,659	51,705	49,701	106,639	6,92,637	4,14,714	5,51,108	5,03,334	10,39,749
PARAFFIN WAX . Tons	28	101	10	18	..	17,271	46,218	606	4,002	..
PITCH AND TAR— Stockholm tar and pitch Cwts.	450	590	443	1,193	866	6,563	7,663	5,453	14,083	8,945
PROVISIONS AND OILMAN'S STORES including FISH AND FRUITS AND VEGETABLES CANNED OR BOTTLED . Value	—	—	—	—	—	5,448	8,535	72,034	19,857	2,753
RAILWAY PLANT AND ROLL- ING STOCK—										
Locomotive engines and tenders and parts thereof "	—	—	—	—	—	4,322	57,933	—
STATIONERY (excluding PAPER) "	—	—	—	—	—	49,277	32,988	1,12,870	1,04,569	1,75,024
TEA-CASSES, ENTIRE OR IN SECTIONS "	—	—	—	—	—	16,512	2,133	733	11,117	11,701
VEHICLES, excluding LOCOMO- TIVES, ETC., FOR RAILWAYS—										
Carriages and carts not mechanically propelled (excluding railway carriage, trucks, etc.) No.	320	25	83	26,399	1,844	6,296
Other kinds of vehicles . Value	—	—	—	—	—	1,493	7,026	757	2,009	45,595
Total Vehicles, excluding locomotives, etc., for railways "	—	—	—	—	—	27,892	7,026	757	3,853	61,891
WOOD AND TIMBER—										
Deal and pine wood Cubic Tons	1,452	2,283	4,143	3,820	1,694	1,94,230	2,69,664	3,93,012	4,48,843	1,93,196
Teak wood "	..	133	21,486
Other kinds of wood and timber Value	—	—	—	—	—	1,41,926	2,37,951	77,471	3,78,214	3,16,272
Ornamental wood* "	—	—	—	—	—	17,065	—	—	—	—
Manufactures of wood, other than furniture and cabinetware "	—	—	—	—	—	5,07,065	54,895	29,654	94,470	1,95,501
POSTAL ARTICLES NOT SPECIFIED "	—	—	—	—	—	1,761	442	1,518	5,923	2,632
ALL OTHER ARTICLES OF MERCHANDISE "	—	—	—	—	—	41,859	48,047	50,475	47,405	67,949
GRAND TOTAL "	—	—	—	—	—	1,19,54,650	1,43,38,235	1,29,88,354	1,25,80,041	1,10,84,766

* Discontinued from 1925-26.
† " " " " 1928-29.

No. 13—continued
 SWEDEN—concluded
 EXPORTS THERETO

INDIAN MERCHANDISE

ARTICLES	QUANTITY					VALUE				
	1924-25	1925-26	1926-27	1927-28	1928-29	1924-25	1925-26	1926-27	1927-28	1928-29
COFFEE Cwts.	80	..	69	279	377	R 5,652	R ..	R 6,109	R 24,502	R 30,535
COIR, manufactured (excluding rope) Tons	14	8	8	87	42	4,200	2,850	2,610	18,623	13,740
DYING AND TANNING SUBSTANCES— Myrobalans Cwts.	10,028	..	9,000	3,000	..	58,262	..	87,000	27,000	..
Myrobalan extracts "	797	392	401	5,807	722	10,202	4,068	5,127	78,434	9,219
FODDER, Bran and Pollards Tons	800	17,890
GRAIN, PULSE, AND FLOUR— Rice, not in the husk— Cleaned rice "	1,497	2,865	..	1,100	4,000	2,01,274	4,09,750	..	1,56,440	5,88,000
Other sorts "	500	..	3,800	2,900	..	80,183	..	4,64,280	4,77,659	..
Total Rice, not in the husk "	1,997	2,865	3,800	4,000	4,000	2,81,457	4,09,750	4,64,280	6,34,099	5,88,000
Wheat "	27	7,198
Other sorts "	18	96
Total Grain, Pulse, and Flour "	2,024	2,865	3,800	4,000	4,000	2,88,673	4,09,750	4,64,280	6,34,099	5,88,096
HIDES AND SKINS, RAW— Hides, raw Tons	1,313	800	644	964	1,054	13,75,428	9,19,607	6,10,805	8,98,923	9,87,577
—No.	—185,030	—112,050	—94,075	—147,590	—145,385					
Skins, raw Tons	4	26	225	7,463	38,000
—No.	—6,750	—42,000					
LAC— Button Cwts.	13	33	15	20	124	2,922	5,295	1,278	3,780	18,975
Shell "	2,068	2,839	2,823	2,883	3,176	4,17,704	4,12,530	2,97,926	4,51,091	4,25,788
METALS AND ORES— Brass, wrought "	19	20	17	33	47	4,233	4,452	4,018	6,557	9,154
Chromite (chrome iron ore) Tons	6,000	4,850	3,650	100	592	1,30,000	1,45,500	1,18,500	4,200	20,171
Iron or Steel— Pig "	968	3,807	3,493	48,619	1,75,932	1,56,654
Manganese ore "	1,000	800	34,250	8,000
Ores, Unenumerated "	..	2,500	46,875
MICA IN SPLITTINGS Cwts.	102	10,200
OILS— Mineral— Dangerous Petroleum flash- ing below 76° F. including Petrol, Benzine and Benzol Gals.	..	522,784	5,94,882
OIL CAKES Tons	1,276	1,35,892
SEEDS— Essential "	5	16	3,500	12,735
Non-essential— Groundnuts "	..	583	1,35,000
SPICES Cwts.	222	468	1,734	1,544	890	77,996	1,57,913	4,01,665	3,75,938	2,60,767
TEA, Black Lbs.	6,843	794	9,710	184	7,236	5,541	1,058	6,712	225	5,660
TEXTILES— Cotton, raw Tons	443	375	314	69	273	7,06,230	4,17,200	3,10,400	68,365	2,55,330
" waste Cwts.	70	42	969	3,800	2,400	33,577
Hemp, raw "	3,407	2,295	2,013	3,250	6,694	75,604	55,880	32,120	50,990	1,12,080
Jute— Raw Tons	532	88	156	222	90	2,23,287	51,376	50,677	75,338	30,000
Manufactures— Gunny bags No.	132,000	..	100,000	25,000	..	40,920	..	36,125	10,000	..
Gunny cloth Yds.	143,000	150,000	10,000	27,010	25,500	16,875
WOOL, manufactures Value	1,000	1,200	166	1,920	8,266
WOOD AND TIMBER— Teak wood Cubic Tons	..	65	35	..	73	..	19,500	11,025	..	22,200
ALL OTHER ARTICLES OF MERCHANDISE Value	13,638	5,010	10,568	17,385	10,404
GRAND TOTAL	35,35,652	34,66,776	25,18,015	29,59,902	32,10,690

FOREIGN MERCHANDISE

ARTICLES	QUANTITY					VALUE				
	1924-25	1925-26	1926-27	1927-28	1928-29	1924-25	1925-26	1926-27	1927-28	1928-29
HARDWARE (excluding CUTLERY AND ELECTROPLATED WARE) Value	R ..	R 1,200	R 12,100	R 666	R 1,322
MACHINERY AND MILLWORK "	38,700	..	23,261	600	36,059
ALL OTHER ARTICLES OF MERCHANDISE "	13,751	6,031	3,765	6,064	8,486
GRAND TOTAL	52,451	7,231	39,126	7,930	46,467
GRAND TOTAL OF INDIAN AND FOREIGN MERCHANDISE	35,88,103	34,76,007	25,56,141	29,67,892	32,57,157

No. 13—continued
NORWAY
IMPORTS THEREFROM

ARTICLES	QUANTITY					VALUE				
	1924-25	1925-26	1926-27	1927-28	1928-29	1924-25	1925-26	1926-27	1927-28	1928-29
						R	R	R	R	R
APPAREL (excluding hosiery and boots and shoes) . Value	—	—	—	—	—	456	33,695	—	794	2,010
BOBBINS	—	—	—	—	—	—	3,353	—	12,391	605
BUILDING AND ENGINEERING MATERIALS, other than OF IRON, STEEL OR WOOD— Cement Tons	903	310	169	161	748	56,333	18,775	8,595	7,850	34,134
CHEMICALS AND CHEMICAL PREPARATIONS (excluding CHEMICAL MANURES AND MEDICINES)— Carbide of Calcium . Cwts.	24,451	24,143	23,023	35,276	24,669	4,14,781	3,54,324	3,95,598	5,50,344	4,19,896
Other sorts of Chemicals Value	—	—	—	—	—	737	8,873	11,516	25,093	2,331
Total Chemicals and Chemical preparations, etc.	—	—	—	—	—	4,15,518	3,63,202	4,07,114	5,75,437	4,22,227
GLASS AND GLASSWARE— Bottles and phials . Gross Value	—	160	1,154	502	793	2,362	2,169	16,533	6,370	11,391
Other glassware	—	—	—	—	—	—	4,493	2,046	9,536	3,800
Total Glass and Glassware	—	—	—	—	—	2,362	6,662	18,579	15,906	15,191
HARDWARE, excluding CUTLERY AND REMOTOPLATED WARE	—	—	—	—	—	1,16,040	66,910	93,516	81,046	1,02,652
MACHINERY AND MILLWORK	—	—	—	—	—	9,910	7,885	4,571	4,030	56,795
MATCHES Gross of boxes	236,302	35,301	125,951	67,703	—	3,23,357	1,10,343	1,77,037	31,639	—
METALS AND ORES— Aluminium— Unwrought— Ingots, blocks, bars, etc. . Cwts.	400	—	—	40	20	31,160	—	—	2,366	1,372
German Silver	125	—	—	—	—	13,771	—	—	—	—
Iron— Pig Tons	163	221	219	549	6	40,451	67,137	61,493	1,45,860	1,635
Steel	11	17	5	2	17	5,361	3,113	1,793	266	7,196
Iron or steel— Nails, rivets, and washers (excluding wire nails)	1,695	1,782	2,649	2,316	2,626	6,54,756	5,77,537	6,94,406	9,56,709	9,04,760
Others Cwts.	147	630	62	830	120	6,631	9,302	1,510	15,245	3,195
Total Metals (excluding ores) Tons	1,908	2,051	2,376	3,413	2,356	7,52,170	6,62,594	9,59,292	11,20,966	9,18,138
PAINTS AND PAINTER'S MATERIALS— Painter's materials (other than paints and colours)— Turpentine— Genuine turpentine. Cwts.	—	—	1,015	—	218	—	—	32,344	—	5,030
PAPER AND PASTEBOARD— Paper— Packaging paper	8,100	12,606	10,936	16,306	9,245	1,31,533	2,56,126	2,19,706	3,25,999	2,09,226
News printing	96,677	91,466	142,416	145,544	121,591	14,85,653	13,06,933	20,00,852	17,85,412	14,20,609
Other sorts	23,980	27,730	14,525	27,943	76,391	7,72,933	6,06,973	3,00,377	3,34,033	9,13,699
Writing paper in large sheets	5,331	9,313	20,113	32,534	43,956	2,03,644	2,92,766	4,94,735	7,61,505	9,65,466
Note and letter paper and envelopes	40	174	524	31	591	1,033	3,340	11,396	1,962	13,901
Envelopes imported separately	38	219	—	73	7	2,924	5,717	—	1,541	236
Old newspaper in bales and bags	910	2,106	514	120	—	12,713	12,353	2,375	456	—
Other kinds of paper	1,233	1,524	3,076	7,023	3,932	34,593	37,634	71,947	1,51,392	1,36,327
Paper manufactures	119	73	97	116	5	10,355	3,912	3,123	3,231	635
Total Paper	142,033	148,313	192,256	229,740	260,763	27,05,522	25,23,662	31,04,466	34,16,121	27,15,139
Pasteboard, Millboard and Cardboard of all kinds	590	221	330	656	1,134	12,046	3,744	5,643	12,267	22,347
Manufactures of Pasteboard, Millboard and Cardboard	156	—	24	113	—	2,453	—	423	1,340	—
Total Paper and Pasteboard	142,779	149,034	192,600	230,509	261,902	27,20,024	25,32,406	31,10,533	34,30,228	27,37,446
PAPER-MAKING MATERIALS— Felp of wood	103,162	129,104	117,075	269,373	213,303	11,25,373	14,00,916	13,39,209	27,57,997	19,73,667

NORWAY—continued
IMPORTS THEREFROM—continued

ARTICLES	QUANTITY					VALUE				
	1924-25	1925-26	1926-27	1927-28	1928-29	1924-25	1925-26	1926-27	1927-28	1928-29
PROVISIONS AND OILMAN'S STORES (including FISH AND FRUITS AND VEGETABLES, CANNED OR BOTTLED)—						R	R	R	R	R
Canned and bottled provisions—										
Tinned or Canned fish . Cwts.	508	917	2,264	1,508	673	34,800	55,415	83,247	60,559	35,123
Others . "	198	306	346	388	204	16,924	21,913	23,319	26,143	12,795
Milk, condensed and preserved, including milk cream . Value	11,589	3,022	5,902	2,079	4,722	7,95,272	2,03,490	3,56,805	1,91,479	2,75,161
Other sorts of Provisions . Value						1,464	5,437	4,832	795	18,000
Total Provisions and Oilman's stores						8,47,460	2,86,255	4,08,233	2,84,976	3,40,100
STONE AND MARBLE . Tons	..	593	40	723	..	50	2,11,904	11,022	54,447	..
TALLOW AND STEARINE Cwts.	..	59	50	1,209	930	..	1,808	1,552	35,386	27,100
TEA-CHESTS, ENTIRE OR IN SECTIONS—										
Of wood . Value	12,181	13,457	5,830	5,834	..
TOYS AND REQUISITES FOR GAMES AND SPORTS, including FISHING TACKLE . "	87,138	95,119	1,48,704	1,08,535	1,14,100
WOOD AND TIMBER—										
Timber other than Railway Sleepers—										
Deal and pine wood . Cubic Tons	95	15	444	292	266	13,341	1,307	52,532	35,292	34,000
Other kinds of wood and timber . Value	90	15,410	2,580	4,213	..
Manufactures of wood, other than Furniture and Cabinet Ware . "	21,257	4,569	5,668	2,894	1,000
Total Wood and Timber						34,688	21,786	60,780	42,399	35,000
POSTAL ARTICLES NOT SPECIFIED . "	7	..	266	459	3,200
ALL OTHER ARTICLES OF MERCHANDISE . "	30,610	15,667	39,485	21,638	1,04,200
GRAND TOTAL						65,25,828	58,60,507	69,52,825	87,01,958	78,98,000

EXPORTS THERETO

INDIAN MERCHANDISE

ARTICLES	QUANTITY					VALUE				
	1924-25	1925-26	1926-27	1927-28	1928-29	1924-25	1925-26	1926-27	1927-28	1928-29
JOFFEE . Cwts.	4,370	9,400	8,045	16,021	13,065	R 3,51,100	R 8,33,949	R 7,19,167	R 12,11,545	R 10,96,701
JOIL, MANUFACTURED (excluding ROPE) . Tons	170	106	83	152	118	49,662	32,901	24,942	47,862	33,774
YEING AND TANNING SUBSTANCES—										
Myrobalsams . Cwts.	1,700	15,200
FIBRE FOR BRUSHES AND BROOMS . Tons	30	10	30	20	30	11,618	4,000	31,980	8,220	12,210
OPPER, BRAN AND POLLARDS . "	550	1,667	13,662	87,461
BEAN, PULSE AND FLOUR—										
Rice, not in the husk . "	500	1,000	825	..	250	85,120	2,50,694	1,25,518	..	34,347
Wheat . "	5,027	9,04,860
HIDES AND SKINS, RAW—										
Hides, raw . Tons	768	453	325	303	487	8,10,274	5,11,311	3,05,505	3,56,781	4,68,884
Skins, raw . Tons	10	13,125	7,500
.. No.	17,000	10,000
AC—										
Seed . Cwts.	17	88	3,120	5,319
Shell . "	540	346	820	184	550	1,05,984	49,999	33,187	28,441	77,405
IRON AND ORES—										
Iron or steel—										
Pig . Tons	..	18	..	356	212	..	629	..	16,089	9,142
Chromite (chrome iron ore) . "	800	12,000
Manganese ore . "	479	567	11,975	17,018
ORE—										
Mineral—										
Dangerous Petroleum flashing below 76° F, including Petrol, Benzine and Benzol . Gals.	892,766	706,098	10,04,361	7,94,360
LI OAKS—										
Linseed Cake . "	75	9,000
SEEDS—										
Linseed . Tons	..	500	1,29,532
Rape . " . Tons	800	800	600	150	316	1,97,503	1,88,102	1,28,000	29,652	65,221
.. Cwts.	132	52	26	308	404	15,580	21,860	9,694	82,482	1,07,648
TEXTILES—										
Cotton, raw . Tons	45	5	15	43	5	60,300	5,256	12,609	35,850	5,250
.. Twist & yarn . Lbs.	1,800	4,000	2,250	3,000
JUTE—										
Raw . Tons	970	93	639	748	424	4,12,756	50,455	2,21,078	2,49,388	1,51,350
Manufactures—										
Gunny bags . No.	3,849,500	1,370,100	2,406,900	906,100	280,700	16,95,423	6,63,451	10,93,977	3,79,875	1,36,292
.. cloth . Yards	467,800	2,248,000	1,764,000	2,165,000	2,167,500	1,89,535	7,26,857	4,83,443	5,98,435	5,77,325
WOOL—										
Carpets and rugs . Lbs.	29,616	10,360	3,240	8,717	5,550	62,570	16,074	4,804	17,151	8,200
IBACCO—										
Unmanufactured . "	39,914	14,979
ALL OTHER ARTICLES OF MERCHANDISE . Value	5,239	11,221	4,639	5,492	19,769
GRAND TOTAL						59,45,577	42,96,420	31,99,137	30,97,900	29,75,045

No. 13—continued
 NORWAY—concluded
 EXPORTS THERE TO—continued

NORWAY
 DENMARK

FOREIGN MERCHANDISE

ARTICLES	QUANTITY					VALUE				
	1924-25	1925-26	1926-27	1927-28	1928-29	1924-25	1925-26	1926-27	1927-28	1928-29
SOAP Cwts.	--	--	178	--	--	R	R	R	R	R
ALL OTHER ARTICLES OF MERCHANDISE . . . Value	--	--	--	--	--	8,629	2,750	250	1,773	3,293
GRAND TOTAL "	--	--	--	--	--	8,629	2,750	8,738	1,773	3,293
GRAND TOTAL OF INDIAN AND FOREIGN MERCHAN- DISE "	--	--	--	--	--	59,40,206	42,90,170	32,07,920	30,00,673	29,78,338

DENMARK
 IMPORTS THEREFROM

ARTICLES	QUANTITY					VALUE				
	1924-25	1925-26	1926-27	1927-28	1928-29	1924-25	1925-26	1926-27	1927-28	1928-29
BUILDING AND ENGINEERING MATERIALS, other than OF IRON, STEEL, OR WOOD—						R	R	R	R	R
Cement Tons	902	330	65	225	1,077	44,236	15,935	4,286	12,360	46,500
Other kinds Value	--	--	--	--	--	1,579	--	3,228	--	9,236
Total Building and Engineer- ing materials "	--	--	--	--	--	45,815	15,935	7,514	12,360	55,736
HARDWARE, excluding CUT- LERY AND ELECTROPLATED WARE "	--	--	--	--	--	374	1,002	1,510	6,174	40,637
INSTRUMENTS, APPARATUS, AND APPLIANCES AND PARTS THEREOF—										
Electrical, including tele- graph and telephone ap- paratus, not being machinery "	--	--	--	--	--	48,466	22,092	5,012	4,675	11,736
Other kinds "	--	--	--	--	--	2,616	7,274	2,478	4,086	2,112
Total Instruments, etc. "	--	--	--	--	--	51,082	29,366	8,300	8,761	13,848
LIQUORS including DENA- TURED AND PERFUMED SPIRITS—										
Ale, beer and porter Gals.	3,632	18,395	8,676	8,808	17,700	10,154	51,525	21,486	23,378	53,258
Spirit "	1,169	1,389	1,114	1,237	1,839	24,923	28,891	23,526	26,854	28,746
MACHINERY AND MILLWORK—										
Prime-movers other than electrical Value	--	--	--	--	--	1,262	64,278	362	174	44,515
Electrical—										
Motors "	--	--	--	--	--	230	--	--	--	64,528
Others "	--	--	--	--	--	7,466	24,012	28,155	4,047	--
Total Electrical machinery "	--	--	--	--	--	7,696	24,012	28,155	4,047	64,528
Machinery not being prime-movers or elec- trical machinery—										
Metalworking machi- nery "	--	--	--	--	--	8,636	1,988	36,265	22,063	117
Refrigerating machi- nery "	--	--	--	--	--	--	4,734	10,389	19,300	12,334
Rice and flour mill machinery "	--	--	--	--	--	1,143	--	--	5,124	26,725
Other sorts of machinery "	--	--	--	--	--	24,076	24,114	21,135	3,08,793	9,99,133
Total Machinery and Millwork "	--	--	--	--	--	42,818	1,10,186	86,297	3,59,666	11,46,262

No. 13—continued
DENMARK—continued
IMPORTS THEREFROM—continued

ARTICLES	QUANTITY					VALUE				
	1924-25	1925-26	1926-27	1927-28	1928-29	1924-25	1925-26	1926-27	1927-28	1928-29
METALS AND ORES—						B	B	B	B	B
Brass, Bronze and similar alloys, and manufactures thereof—										
Wrought—										
Mixed or yellow metal for sheathing . . . Cwts.	187	34	19	10,515	2,412	1,341
Copper—										
Wrought—										
Rods	191	12,507
Wire excluding wire of telegraph and telephone . .	220	13,240
German Silver	167	16,174
Steel—										
Angle and tee . . . Tons	209	25,509	..
Bars	25	..	729	1	..	2,352	..	88,244	115
Total Steel	25	..	938	1	..	2,352	..	1,13,753	115
Iron or Steel—										
Bolts and nuts	143	..	5	28,437	..	2,670
Rails, chains and fishplates	597	54,716	..
Wire Nails	252	39,581
Other manufactures of iron or steel	6	11	1	8	4	2,097	2,778	255	1,790	2,509
Total of Iron or Steel	6	11	144	600	261	2,097	2,778	28,692	56,506	44,760
Other metals	27	38,686	302
Total Metals (excluding Ores) . .	44	65	145	1,538	262	56,523	41,228	30,033	1,70,259	45,177
PROVISIONS AND OILMAN'S STORES (including FISH AND FRUITS AND VEGETABLES, CANNED OR BOTTLED)—										
Butter (including canned) Cwts.	411	453	557	610	335	98,431	95,691	1,35,471	1,31,125	74,121
Vegetable Products(a)	—	—	—	761	55	—	—	—	38,900	2,061
Milk, condensed and preserved including milk cream . .	1,789	5,302	3,395	12,667	11,490	72,714	1,63,970	2,56,305	2,54,241	2,36,651
Other sorts of provisions Value	—	—	—	—	—	4,495	1,103	25,917	5,303	8,998
Total Provisions and Oilman's stores	—	—	—	—	—	1,75,640	2,60,764	4,16,693	5,24,769	4,21,731
RAILWAY PLANT AND ROLLING STOCK—										
Carriages and parts thereof	—	—	—	—	—	4,42,658	14,594	..	23,955	—
Wagons and parts thereof	—	—	—	—	—	22,240	—
Locomotive engines and tenders and parts thereof	—	—	—	—	—	62,556	..	—
Bridgework (b) . . . Tons	..	246	49,237
Sleepers and keys of steel or iron	170	..	1,184	82,638	..	1,26,120	..
Total Railway Plant . Value	—	—	—	—	—	4,42,658	1,46,519	62,556	1,72,345	—
SOAP—										
Toilet soap Cwts.	..	21	131	275	107	..	1,610	13,686	14,110	5,901
TEXTILES—										
Artificial silk . . . Value	—	—	—	—	—	42,513
POSTAL ARTICLES NOT SPECIFIED	—	—	—	—	—	12	4	5,184	772	134
ALL OTHER ARTICLES OF MERCHANDISE	—	—	—	—	—	23,991	19,505	16,886	22,607	19,714
GRAND TOTAL	—	—	—	—	—	9,16,308	7,14,465	6,91,631	13,41,895	13,31,279

(a) Separately recorded from 1927-28.

(b) Included with "beams, channels, etc.," under "Iron or Steel" from 1927-28.

† Discontinued from 1928-29.

No. 13—continued
DENMARK—continued

EXPORTS THERE TO

INDIAN MERCHANDISE

ARTICLES	QUANTITY					VALUE				
	1924-25	1925-26	1926-27	1927-28	1928-29	1924-25	1925-26	1926-27	1927-28	1928-29
COFFEES Cwts.	427	594	2,018	3,206	1,710	34,200	53,421	1,79,937	2,60,674	1,31,863
COIR, MANUFACTURED (excluding ROPS) . Tons	65	17	79	68	21	19,969	5,240	27,110	23,208	6,576
DYEING AND TANNING SUBSTANCES—										
Myrobalan extracts . Cwts.	488	..	380	1,687	200	6,229	..	4,839	21,980	2,551
Other sorts "	..	191	100	99	957	..	3,726	1,494	1,493	12,280
FIBRE FOR BRUSHES AND BROOMS . Tons	53	37	119	94	45	20,922	13,550	48,266	39,620	18,096
GRAIN, PULSES AND FLOUR—										
Rice not in the husk—										
Cleaned rice . . . "	405	1,000	1,000	64,826	1,50,000	1,60,000
HIDES AND SKINS, RAW—										
Hides, Raw—										
Buffalo hides { Tons	2	12	2,100	8,593
—No.	—400	—960
Cow hides { Tons	..	3	3	4	14	..	2,725	2,549	3,187	9,555
—No.	..	—400	—300	—500	—1,332
KAPOK Cwts.	299	11,628
LAC—										
Shell "	493	534	390	216	577	98,465	72,271	44,017	32,046	78,893
METALS AND ORES—										
Brass, Bronze, and similar alloys, wrought . . "	100	80	1	31	94	14,320	14,390	203	5,449	10,63
SEEDS—										
Non-essential—										
Groundnuts . . Tons	699	1,000	10	2,13,909	3,00,000	3,008
Poppy "	135	100	58	63	15	37,935	23,123	18,690	21,541	5,250
Rape "	150	32,727
Sesamum (oil or linseed) "	200	1,930	55,000	3,00,000
Other sorts . . . "	1	415	2
Total Seeds, non-essential "	1,185	2,100	58	63	25	3,45,989	6,23,123	18,690	21,541	8,555
SPICES Cwts.	153	108	374	799	374	57,562	39,150	1,19,348	1,51,531	88,592
TEA, BLACK . . . Lbs.	39,019	20,110	8,334	5,027	5,550	36,900	18,259	7,608	6,917	7,254
FABRICS—										
Cotton, raw . . Tons	19	64	48	39	10	17,900	81,375	42,950	41,745	7,850
.. waste . . . Cwts.	..	192	193	5,050	5,950
Hemp (chiefly esen), raw "	7,018	895	7,503	7,377	3,053	1,97,730	27,229	1,35,187	1,23,879	68,125
Jute—										
Raw Tons	40	18,725
Manufactures—										
Gunny bags . . No.	223,000	142,000	200,000	196,000	65,200	1,09,729	67,782	85,369	77,450	30,712
.. cloth . . . Yds.	30,500	9,749
Wool—										
Carpets and rugs . Lbs.	17,267	10,456	850	10,290	..	37,306	13,833	985	12,043	..
TOBACCO UNMANUFACTURED . . "	..	9,491	34,348	..	1,780	11,380
WOOD AND TIMBER—										
Timber, other than Railway Sleepers—										
Teak wood . Cubic Tons	..	10	17	..	32	..	3,150	5,350	..	10,080
ALL OTHER ARTICLES OF MERCHANDISE . . Value	4,563	5,373	4,721	6,277	10,967
GRAND TOTAL . . "	—	—	—	—	—	10,85,335	12,05,622	8,94,357	8,31,110	5,44,959

No. 13—continued
DENMARK—concluded
EXPORTS THERE TO—continued

FOREIGN MERCHANDISE

ARTICLES	QUANTITY					VALUE				
	1924-25	1925-26	1926-27	1927-28	1928-29	1924-25	1925-26	1926-27	1927-28	1928-29
FRUITS AND VEGETABLES—Value	—	—	—	—	—	R 500	R ..	R ..	R 13,000	R 11,350
INSTRUMENTS, APPARATUS AND APPLIANCES AND PARTS THEREOF	—	—	—	—	—	..	3,000	..	3,375	13,355
MACHINERY AND MILLWORK	—	—	—	—	—	..	877	9,897	3,100	26,150
ALL OTHER ARTICLES OF MERCHANDISE	—	—	—	—	—	13,905	200	3,868	1,316	7,470
GRAND TOTAL	—	—	—	—	—	14,405	4,077	18,765	20,791	55,255
GRAND TOTAL OF INDIAN AND FOREIGN MER- CHANDISE	—	—	—	—	—	10,99,740	12,09,709	9,08,122	8,51,071	6,00,214

POLAND (including Dantzig)
IMPORTS THEREFROM

ARTICLES	QUANTITY					VALUE				
	1924-25	1925-26	1926-27	1927-28	1928-29	1924-25	1925-26	1926-27	1927-28	1928-29
EARTHENWARE AND PORCE- LAIN—Value	—	—	—	—	—	18,558	756
FURNITURE AND CABINETWARE— Furniture of wood	—	—	—	—	—	700	158	4,891	18,787	12,888
Mouldings	—	—	—	—	—	4,786	50,459	1,02,434
HARDWARE excluding CUT- LERY AND METROPLAT- ED WARE— Enamelled ironware	—	—	—	—	—	2,070	8,078	21,387	23,041	59,481
MACHINERY AND MILLWORK— Textile Machinery— Cotton Machinery	—	—	—	—	—	10,133
METALS AND ORES— Iron or Steel— Tubes, pipes and fit- tings, wrought	43	80	1,796	10,165	19,002	3,47,957
Zinc or Spelter	241	496	..	887	100	7,419	13,026	..	24,093	1,983
SUGAR— Sugar, 16 Dutch Standard and above	2,287	440	5,86,388	60,412	..
Beet Sugar	79	..	16,088	21,807	..	34,21,717	22	..
TEXTILES— Cotton— Twist and yarn	19,900	25,506
Manufactures— Piecegoods— Coloured, printed or dyed	41,817	9,508	22,545	6,839	..
Wool— Manufactures— Yarns and knitting wool	3,311	32,657	36,035	52,531	38,794	19,676	1,45,634	1,44,844	2,27,080	1,73,600
Piecegoods	950	1,009	8,309	4,247	2,308	23,501
Artificial silk— Artificial silk yarn	..	6,200	2,200	6,000	19,717	3,825	10,040	..
WOOD AND TIMBER—Value	—	—	—	—	—	..	808	24,321	50,682	1,02,810
ALL OTHER ARTICLES OF MER- CHANDISE	—	—	—	—	—	5,981	8,020	3,751	11,200	20,391
GRAND TOTAL	—	—	—	—	—	57,653	1,98,947	42,52,867	5,23,432	8,89,249

EXPORTS THERE TO

INDIAN MERCHANDISE

ARTICLES	QUANTITY					VALUE				
	1924-25	1925-26	1926-27	1927-28	1928-29	1924-25	1925-26	1926-27	1927-28	1928-29
AIN, PULSE AND FLOUR— Rice not in the husk	11,200	12,450	R ..	R ..	R ..	R 13,27,915	R 14,69,513
DEERS AND SKINS, RAW	11,504
O, SHELL A, BLACK	214	1,255	31,488	1,61,884
	45,676	99,280	51,103	1,08,292
GRAND TOTAL—Value	—	—	—	—	—	14,10,506	17,51,283

FOREIGN MERCHANDISE

N.L.

No. 13—continued

GERMANY

IMPORTS THEREFROM

ARTICLES	QUANTITY					VALUE				
	1924-25	1925-26	1926-27	1927-28	1928-29	1924-25	1925-26	1926-27	1927-28	1928-29
ANIMALS, LIVING . . . No.	213	164	1,841	1,080	803	R 11,260	R 18,780	R 27,850	R 18,246	R 24,776
APPAREL (excluding HOSIERY AND BOOTS AND SHOES)— Apparel (including drapery, uniforms, accoutrements): . . . Value	—	—	—	—	—	6,25,761	6,60,845	9,10,890	11,73,362	10,41,541
Gold and silver thread . . . "	—	—	—	—	—	7,49,080	4,91,108	6,54,524	6,34,883	6,43,260
Hats, caps, bonnets and hatter's ware . . . "	—	—	—	—	—	1,03,957	2,03,715	1,27,851	1,52,605	1,31,971
Lametta Lbs.	152,421	120,306	200,211	291,097	238,054	3,63,388	2,89,985	3,60,120	5,10,596	3,82,031
Second-hand clothing . . . Value	—	—	—	—	—	754	1,264	298	137	2,053
Water-proofed clothing . . . "	—	—	—	—	—	16,406	10,225	7,163	3,582	..
Total Apparel, etc. . . "	—	—	—	—	—	18,59,346	16,07,142	20,60,846	24,75,255	22,00,762
ARMS, AMMUNITION, AND MILITARY STORES— Cartridge cases— Filled— Shotgun Cartridges (b) . . . No.	—	—	—	—	1,168,175	—	—	—	—	80,039
Rifle and other cartridges (b) . . . "	—	—	—	—	595,603	—	—	—	—	40,918
Total Filled . . . "	962,277	716,351	985,824	1,766,585	1,763,778	77,236	62,265	84,134	1,22,778	1,21,006
Empty "	135,450	24,230	439,125	435,000	570,582	3,320	814	13,374	13,878	17,768
Total Cartridge cases . . . "	1,097,727	740,551	1,424,949	2,201,585	2,334,360	80,556	63,079	97,508	1,36,656	1,38,774
Explosives— Blasting fuse Lbs.	216,703	146,823	254,482	118,952	88,882	1,21,959	76,684	1,24,384	1,40,177	43,280
Firearms and parts thereof— Firearms (a) No.	655,160	428,597	681,416	343,928	249,480	—	—	2,85,898	3,11,565	2,10,353
Parts of firearms (a) Value	—	—	4,149	5,956	3,367	—	—	1,898	1,086	2,537
Total Firearms and parts thereof . . . "	—	—	—	—	—	1,68,821	3,00,743	2,87,706	3,12,671	2,12,890
Other sorts "	—	—	—	—	—	30,663	24,633	48,091	19,442	14,454
Total Arms, Ammunition, and Military stores . . . "	—	—	—	—	—	4,01,999	5,64,139	5,57,689	6,17,946	4,09,393
ART, WORKS OF, other than PICTURES . . . "	—	—	—	—	—	7,963	7,938	26,221	14,740	12,558
ASBESTOS— Raw Cwts.	—	98	1,050
Asbestos Packing Manufactures except for packing . . . "	—	—	—	—	—	12,937	14,354	17,244	9,195	17,373
Total Asbestos . . . "	—	—	—	—	—	31,905	47,965	45,020	42,754	65,095
BELTING FOR MACHINERY— Of cotton "	—	—	—	—	—	13,102	52,126	43,139	56,831	52,705
Of leather "	—	—	—	—	—	1,10,418	91,358	45,722	43,079	37,046
Of other materials (including cork) . . . "	—	—	—	—	—	3,77,711	5,75,570	4,57,970	3,32,563	3,65,566
Total Belting for machinery . . . "	—	—	—	—	—	5,10,231	7,19,054	5,51,831	4,32,473	4,60,317
BOOKS, PRINTED, AND PRINTED MATTER (not being STATIONERY), including MAPS AND CHARTS Cwts.	1,055	1,062	1,418	2,934	1,993	1,22,155	1,19,820	1,47,100	2,05,163	1,53,769
BOOTS AND SHOES— Of leather Pairs	3,717	4,519	4,621	6,529	15,274	22,663	20,335	29,539	45,873	79,803
Canvas Shoes with rubber Soles (b) "	—	—	—	—	435,803	—	—	—	—	5,61,353
Of other materials "	9,094	3,283	29,746	291,859	46,216	19,137	8,900	30,248	3,39,759	87,273
Total Boots and Shoes . . . "	12,811	7,802	34,367	298,388	497,293	41,800	29,235	1,09,787	3,76,632	7,28,434
BRUSHES AND BROOMS— Brushes— Paint and varnish brushes Dozs.	12,906	18,120	33,598	40,096	25,124	23,116	31,703	44,000	47,909	54,231
Toilet brushes "	25,931	93,777	34,030	50,919	64,220	56,870	1,50,800	93,481	1,06,423	1,41,446
Other brushes and brooms . . . "	55,896	58,170	55,642	47,227	51,639	92,103	1,14,326	1,20,719	88,518	1,22,462
Total Brushes and Brooms . . . "	94,733	170,067	123,270	138,242	140,992	1,72,179	2,96,829	3,58,200	2,42,840	3,18,139
BUILDING AND ENGINEERING MATERIALS, other than OF IRON, STEEL, OR WOOD— Asphalt Tons	353	..	10	7	197	34,128	148	852	967	12,303
Cement— Portland "	5,449	3,386	8,800	5,055	4,765	2,76,386	1,69,640	4,65,482	2,38,767	2,19,709
Other kinds "	3	12	399	295	100	897	3,172	26,132	19,585	11,682
Tiles No.	480,259	462,661	1,665,307	850,483	1,075,070	59,203	71,292	1,90,290	93,150	99,722
Other kinds Value	—	—	—	—	—	6,672	15,237	10,213	12,788	14,192
Total Building and Engineering materials . . . "	—	—	—	—	—	3,80,286	2,59,489	6,92,999	3,66,256	3,57,693

(a) Separately recorded from 1926-27.
(b) Separately recorded from 1928-29.

No. 13—continued
 GERMANY—continued
 IMPORTS THEREFROM—continued

ARTICLES	QUANTITY					VALUE				
	1924-25	1925-26	1926-27	1927-28	1928-29	1924-25	1925-26	1926-27	1927-28	1928-29
BUTTONS OF ALL SORTS—						R	R	R	R	R
Metal Value	—	—	—	—	—	2,91,967	2,91,078	3,78,960	4,94,722	5,76,863
Other sorts	—	—	—	—	—	3,43,805	2,14,574	2,69,980	2,33,677	1,89,676
Total of Buttons of all sorts	—	—	—	—	—	6,35,772	5,05,652	6,48,940	7,28,399	7,15,541
CHEMICALS AND CHEMICAL PREPARATIONS (excluding CHEMICAL MANURES AND MEDICINES)—										
Acids—										
Acetic (Pyroligneous). Cwts.	608	551	2,064	1,565	2,024	27,277	22,555	70,364	58,953	70,208
Oxalic	956	777	1,056	1,786	1,272	24,235	15,975	21,503	40,369	29,648
Sulphuric	17	83	111	816	2,065	2,111	4,986	6,751	13,765	27,655
Tartaric	438	458	236	96	748	33,086	31,014	16,269	7,806	53,746
Other sorts	616	1,092	1,334	1,446	2,311	38,120	70,653	77,087	72,876	83,609
Total Acids	2,694	2,961	4,801	5,709	8,420	1,24,829	1,46,083	1,91,974	1,98,768	2,69,866
Alum	15,550	5,533	2,437	1,650	4,616	1,16,385	53,667	21,240	16,384	46,974
Aluminous sulphates	7,631	6,637	6,610	6,863	7,965	53,327	33,269	38,190	36,738	38,782
Ammonia and Salts thereof—										
Anhydrous	127	113	104	367	609	9,022	11,060	8,642	38,075	67,214
Other sorts	6,671	2,382	10,342	6,284	5,241	1,96,422	89,153	1,77,691	1,62,446	1,17,807
Total Ammonia and salts thereof	6,798	2,495	10,446	6,651	5,850	2,07,444	91,213	1,86,333	2,00,521	1,85,021
Arsenic and its oxides	436	822	604	483	463	25,471	32,609	13,506	10,237	9,381
Bleaching powder (calcium hypochlorite, chloride of lime)	5,434	9,430	23,497	20,909	11,671	62,358	88,451	2,13,881	2,21,367	1,39,992
Carbide of calcium	649	1,694	719	1,249	1,340	9,575	17,174	2,830	16,189	20,043
Copperas (ferrous sulphate)	6,104	1,020	640	692	99	25,118	4,707	2,809	3,307	519
Copper sulphate	6,231	3,729	3,199	5,610	3,273	1,13,447	62,971	55,175	1,00,140	61,339
Disinfectants—										
Naphthalene	7,140	2,116	3,016	5,505	4,012	93,030	26,185	37,264	59,140	57,061
Others	324	336	278	4	53	11,022	6,063	4,980	2,900	1,844
Total Disinfectants	7,464	2,452	3,294	5,551	4,065	1,04,052	32,248	42,244	92,130	58,905
Glycerine	4	31	..	148	92	351	2,255	..	9,126	4,514
Lead compounds—										
Acetate	1,923	3,411	5,260	5,323	3,524	56,765	97,534	1,57,203	1,60,020	1,10,626
Litharge	420	300	..	20	..	13,592	10,190	..	475	..
Others	693	121	99	290	109	19,698	3,415	2,884	3,389	3,002
Total Lead compounds	3,036	3,832	5,359	5,633	3,633	90,040	1,11,139	1,60,087	1,63,884	1,13,628
Magnesium compounds—										
Chloride	31,783	46,268	55,628	33,973	26,240	3,19,618	1,87,524	2,18,935	1,47,663	83,015
Sulphate	29,859	36,407	39,800	62,124	37,317	2,24,812	1,84,886	1,22,490	1,77,906	1,11,724
Others	2,430	469	369	204	128	10,376	7,866	3,213	2,776	2,127
Total Magnesium compounds	114,072	83,144	95,897	101,301	63,685	5,55,806	3,80,276	3,44,638	3,28,345	1,96,866
Potassium compounds—										
Bichromate	1,677	466	1,859	1,762	3,085	58,424	14,358	41,574	44,547	79,162
Chlorate	11,968	20,651	20,878	11,780	15,709	2,26,328	4,54,404	4,60,974	2,10,430	2,81,390
Cyanide of Potassium	169	11	10	23	264	5,474	1,428	1,466	3,614	18,776
Other sorts	2,837	3,161	3,955	5,312	7,089	76,723	99,602	99,078	1,72,621	1,88,096
Total Potassium compounds	16,649	24,289	26,502	18,882	26,147	3,67,449	5,69,792	6,03,082	4,31,212	5,62,424
Soda compounds—										
Bicarbonate of soda (sodium bicarbonate)	1,923	716	609	781	61	14,925	6,206	9,473	7,194	519
Bichromate of soda	385	962	692	1,651	5,217	29,394	20,316	14,581	32,237	97,069
Borax (including boric acid)	5,419	2,051	403	704	858	1,17,535	41,021	10,772	16,432	17,019
Caustic soda (Sodium hydroxide)	244	723	1,202	1,753	3,474	3,121	9,417	6,642	19,781	49,399
Cyanide of sodium	450	..	3,500	21,379	1	1,65,294
Sodium silicate	5,786	760	434	1,261	4	63,723	7,358	3,177	9,069	462
Soda sulphide	22,326	8,063	17,222	19,335	16,295	2,26,046	65,886	1,38,194	1,47,596	1,64,052
Sodium Carbonate (soda ash and soda crystals)	32,389	6,872	26,129	9,424	496	2,07,098	67,640	1,47,625	55,156	3,891
Other sorts	6,339	7,690	15,852	16,155	12,937	1,38,340	2,24,311	3,38,250	4,41,469	2,65,114
Total Soda compounds	76,011	27,775	63,023	51,064	43,242	7,99,832	4,42,155	6,92,062	7,28,985	7,03,319

No. 13—continued
GERMANY—continued
IMPORTS THEREFROM—continued

ARTICLES	QUANTITY					VALUE				
	1924-25	1925-26	1926-27	1927-28	1928-29	1924-25	1925-26	1926-27	1927-28	1928-29
CHEMICALS AND CHEMICAL PREPARATIONS (excluding CHEMICAL MANURES, etc.)—contd.										
Sulphur (Brimstone) . Cwts.	44,534	200,799	67,257	71,487	89,062	2,07,748	8,56,359	3,29,306	3,70,171	4,42,907
Zinc compounds— Chloride "	5,451	3,708	11,711	10,226	6,018	94,212	53,597	1,67,967	1,42,130	77,806
Others "	89	90	421	68	112	2,167	2,846	11,346	2,153	2,457
Total Zinc compounds "	5,540	3,798	12,132	10,294	6,130	96,379	56,443	1,79,313	1,44,283	80,263
Other sorts of chemicals Value	—	—	—	—	—	9,84,770	12,64,547	21,71,335	26,14,791	12,12,631
Total Chemicals and Chemical preparations "	—	—	—	—	—	99,45,626	41,97,398	52,48,684	56,86,627	41,49,374
CHINA CLAY Cwts.	20,832	28,026	34,834	4,248	200	79,788	1,00,563	1,18,122	16,775	705
CLOCKS AND WATCHES, AND PARTS THEREOF— Clocks and time-pieces . No.	148,053	151,494	164,444	164,035	198,140	4,47,565	4,93,081	4,41,083	4,70,772	6,69,440
Watches "	5,975	10,416	22,895	11,903	16,185	12,311	23,177	48,919	24,515	34,059
Parts of clocks and watches Value	—	—	—	—	—	1,392	2,370	2,416	3,786	5,433
Total Clocks and Watches and parts thereof "	—	—	—	—	—	4,61,268	5,18,628	4,92,418	5,08,073	7,08,932
COAL AND COKE Tons	..	105	350	..	310	..	2,136	14,090	19	3,180
COKE MANUFACTURES "	..	30	11,035
CORDAGE AND ROPE OF VEGETABLE FIBRE (excluding JUTE AND COTTON) . Cwts.	828	487	820	785	368	34,707	62,510	88,027	78,411	24,314
CORK MANUFACTURES "	64	112	60	72	221	6,478	11,205	12,255	9,073	17,589
CUTLERY Value	—	—	—	—	—	26,93,018	22,24,743	80,30,433	26,40,240	22,24,201
DRUGS AND MEDICINES (excluding CHEMICALS AND NARCOTICS)—										
Aloes Cwts.	1,938	425	1,540	842	778	35,218	9,775	42,599	21,135	10,367
Camphor Lbs.	104,223	140,445	433,299	490,577	549,294	1,96,878	2,54,153	8,30,471	8,32,157	8,04,516
Codliver Oil (a) "	—	575	3,781	305	7,503	—	781	10,334	260	4,752
Morphia and preparations of opium and morphia . Value	—	—	—	—	—	7,557	5,133	9,450	12,503	11,174
Proprietary and patent medicines "	—	—	—	—	—	3,49,679	3,19,581	5,24,992	7,02,366	5,44,215
Quinine salts— Quinine sulphate or bisulphate Lbs.	13,001	21,667	24,625	24,686	29,479	2,30,565	3,68,192	5,04,481	4,81,763	3,92,486
Quinine hydrochloride or dihydrochloride "	854	5,140	2,617	2,153	2,445	24,294	1,27,531	72,243	59,227	56,148
Other sorts "	2,335	2,830	4,660	9,067	17,482	30,688	47,695	76,996	1,60,908	1,34,051
Total Quinine Salts "	16,190	29,637	31,902	36,905	49,406	3,35,547	5,38,420	6,53,720	7,10,798	5,82,684
Saccharin "	1,436	7	2,150	5,647	8,886	3,942	9	6,850	16,588	26,110
Other sorts of drugs and medicines "	—	—	—	—	—	8,14,260	9,24,103	12,63,628	22,75,899	16,51,838
Total Drugs and Medicines "	—	—	—	—	—	17,43,071	20,51,960	33,42,034	45,71,898	36,44,706
DYEING AND TANNING SUBSTANCES—										
Dyes obtained from coal tar— Alizarine Lbs.	5,326,472	649,544	2,991,139	3,000,738	3,660,039	35,72,852	5,24,650	19,34,620	19,37,353	19,80,783
Aniline "	3,256,316	4,362,499	6,001,810	9,005,045	9,720,174	1,55,40,472	76,59,246	84,02,564	1,15,98,446	1,30,27,851
Others "	1,120	2,691	2,688	95,071	166,538	550	6,183	2,644	2,88,721	5,27,132
Total Dyes obtained from Coal tar "	13,583,910	5,514,734	8,995,637	12,100,854	13,546,751	1,91,13,874	81,90,078	1,08,39,828	1,38,24,520	1,55,35,816
Indigo, synthetic Cwts.	314	..	48	1,05,412	..	8,344
Other sorts (including iso-dye) "	110	1,711	2,146	1,295	2,383	6,291	45,627	2,57,233	1,32,823	49,561
Total Dyeing and Tanning substances . Value	—	—	—	—	—	1,92,28,577	82,35,705	1,06,05,405	1,39,57,343	1,55,85,377
EARthenware AND PORCE-LAIN— Earthenware—										
Sanitary ware . Value	—	—	—	—	—	5,167	935	15,594	12,337	16,090
Other kinds "	—	—	—	—	—	3,92,448	3,44,321	3,80,240	3,31,198	2,40,971
Total Earthenware "	—	—	—	—	—	3,97,615	3,45,316	3,96,534	3,43,535	2,57,061

(a) Separately recorded from 1925-26.

No. 13—continued
GERMANY—continued
IMPORTS THEREFROM—continued

ARTICLES	QUANTITY					VALUE				
	1924-25	1925-26	1926-27	1927-28	1928-29	1924-25	1925-26	1926-27	1927-28	1928-29
EARTHENWARE AND PORCELAIN—contd.						R	R	R	R	R
Porcelain—										
Electrical Value	—	—	—	—	—	10,333	45,680	45,747	60,120	56,471
Other kinds "	—	—	—	—	—	2,10,115	1,46,152	1,86,371	2,32,832	2,21,771
Total Earthenware and Porcelain "	—	—	—	—	—	6,24,003	5,38,148	6,30,658	6,36,491	5,35,303
ELECTROPLATEDWARE "	—	—	—	—	—	26,002	28,060	20,523	23,441	55,916
FIREWORKS lbs.	1,006,059	992,830	1,059,470	739,141	1,421,585	5,65,128	6,29,352	7,85,746	5,33,534	8,74,320
FURNITURE AND CABINET-WARE—										
Bedsteads Value	—	—	—	—	—	1,665	4,070	4,733	5,029	8,767
Furniture of wood (other than bedsteads) "	—	—	—	—	—	70,973	77,230	59,056	48,995	41,200
Furniture of other materials (other than bedsteads) "	—	—	—	—	—	48,133	59,571	43,298	43,284	93,343
Mouldings "	—	—	—	—	—	3,12,172	4,73,954	5,27,286	4,87,411	6,90,150
Total Furniture and Cabinet-ware "	—	—	—	—	—	4,32,943	6,14,834	6,35,358	5,84,719	8,33,478
GLASS AND GLASSWARE—										
Bangles "	—	—	—	—	—	5,52,534	5,63,753	10,39,443	12,60,660	6,62,750
Beads and false pearls . Cwts.	3,056	3,298	4,691	2,414	2,727	3,64,577	3,45,375	4,46,835	2,49,828	2,46,402
Bottles and phials—										
Sodawater bottles . Gross	15,604	23,498	27,110	26,660	26,924	5,33,305	6,73,511	7,78,025	7,35,703	7,20,731
Others "	89,080	125,903	114,600	68,430	76,535	6,12,861	7,34,174	7,77,164	4,07,093	5,35,932
Funnels, globes, and glass parts of lamps Value	—	—	—	—	—	8,90,257	7,51,786	10,23,062	10,84,318	9,46,374
Scientific glassware "	—	—	—	—	—	86,897	1,19,965	1,11,137	92,122	94,377
Sheet and plate . Sqr. Foot	272,209	827,021	764,066	782,667	567,628	53,784	73,017	76,235	1,58,459	1,51,710
Tableware (including decanters, tumblers, etc.) Value	—	—	—	—	—	1,88,541	1,34,376	1,87,001	95,447	1,03,920
Other glassware "	—	—	—	—	—	6,13,246	5,93,310	7,41,833	7,35,841	6,10,502
Total Glass and Glassware "	—	—	—	—	—	38,96,002	39,89,267	51,80,735	49,10,330	40,72,716
GLUE Cwts.	297	260	363	181	1,003	15,049	7,970	12,558	8,975	58,503
GUMS AND RESINS—										
Resin "	5,519	864	1,888	1,217	121	63,082	11,510	33,948	26,320	2,304
HARDWARE excluding CUTLERY AND ELECTROPLATED WARE—										
Agricultural implements Value	—	—	—	—	—	18,142	13,834	11,914	62,417	41,975
Buckets of tinned or galvanized iron "	—	—	—	—	—	2,714	8,461	2,802	11,849	27,765
Builders' hardware, such as locks, hinges, door bolts, etc. "	—	—	—	—	—	12,07,879	14,34,621	19,30,900	17,28,638	19,67,390
Domestic hardware other than enamelled iron ware "	—	—	—	—	—	3,74,477	3,68,767	4,08,888	5,68,543	5,80,226
Enamelled ironware "	—	—	—	—	—	9,45,265	7,34,767	9,60,498	7,57,970	6,77,229
Gas mantles "	—	—	—	—	—	3,41,132	4,07,192	3,58,884	4,65,325	4,42,697
Implements and tools other than agricultural implements and machine tools "	—	—	—	—	—	6,52,842	8,67,975	12,85,872	12,04,745	14,40,115
Lamps, metal . No.	2,882,905	3,650,964	3,958,538	4,604,599	4,820,556	39,16,292	45,49,582	50,84,734	55,30,542	58,06,685
Lamps, glass "	17,227	19,184	23,251	26,454	10,218	25,268	40,248	61,724	39,284	27,750
Parts of lamps other than glass Value	—	—	—	—	—	2,84,869	2,44,553	2,00,081	5,41,313	4,38,701
Safes and strong boxes of metal . No.	831	653	1,566	1,500	206	81,407	77,850	80,360	72,394	36,409
Stoves "	37,220	46,605	22,049	37,221	31,622	94,317	1,05,178	45,235	74,619	50,328
Other sorts Value	—	—	—	—	—	54,72,071	54,15,220	52,19,509	50,57,047	53,24,360
Total Hardware excluding Cutlery and Electroplated ware "	—	—	—	—	—	1,33,68,675	1,42,68,257	1,58,32,371	1,61,14,686	1,68,61,639
HOYS Cwts.	219	42	85	68	131	26,637	2,557	4,575	4,897	7,689

No. 13—continued

GERMANY—continued

IMPORTS THEREFROM—continued

ARTICLES	QUANTITY					VALUE				
	1924-25	1925-26	1926-27	1927-28	1928-29	1924-25	1925-26	1926-27	1927-28	1928-29
INSTRUMENTS, APPARATUS, AND APPLIANCES, AND PARTS THEREOF—						R	R	R	R	R
Electrical, including telegraph and telephone apparatus not being machinery—										
Electric fans and parts thereof . . . Value	—	—	—	—	—	5,57,986	3,49,835	2,78,320	5,49,200	3,15,469
Electric wires and cables—										
Rubber insulated . . .	—	—	—	—	—	1,39,329	2,02,228	1,21,316	1,12,110	2,11,965
Insulations, other than rubber . . .	—	—	—	—	—	92,116	80,167	1,22,211	81,245	1,06,790
Telegraph and telephone wires and cables . . .	—	—	—	—	—	17,938	..	11,433	4,247	1,069
Bare copper wire (Electrolytic) . . .	—	—	—	—	—	24,965	1,93,424	1,28,786	1,00,032	1,10,032
Total Electric wires, etc. . .	—	—	—	—	—	2,74,343	4,75,819	3,83,746	3,07,234	4,36,512
Telegraph and Telephone instruments and Apparatus . . .	—	—	—	—	—	7,876	15,670	1,371	12,231	4,900
Electric lamps and parts thereof—										
Electric glow lamps . . . No.	536,904	458,538	278,936	537,801	509,112	1,62,697	1,46,563	1,34,984	2,14,420	2,08,137
Other sorts . . .	64,355	69,727	97,068	277,619	592,812	45,815	61,512	69,415	1,28,895	2,07,426
Parts and accessories of electric lamps . . . Value	—	—	—	—	—	1,08,765	1,05,867	1,80,569	1,67,265	3,48,555
Batteries . . .	—	—	—	—	—	1,50,100	2,40,901	1,85,017	2,47,505	2,61,643
Electro-Medical Apparatus . . .	—	—	—	—	—	8,188	14,463	10,990	27,032	86,846
Electric lighting accessories and fittings (including switches) . . .	—	—	—	—	—	1,57,420	1,97,108	2,72,730	2,57,408	2,77,518
Electric bell apparatus . . .	—	—	—	—	—	6,343	10,297	3,495	6,054	5,783
Accumulators . . .	—	—	—	—	—	9,168	3,468	3,278	27,227	23,554
Carbons, electric . . .	—	—	—	—	—	5,890	14,747	20,246	12,437	14,336
Meters . . .	—	—	—	—	—	1,61,242	98,039	47,629	1,09,756	85,088
Switch boards . . .	—	—	—	—	—	5,018	7,787	1,807	5,800	32,476
Electrical goods and apparatus not enumerated . . .	—	—	—	—	—	6,05,482	5,03,685	6,02,317	6,78,444	7,31,037
Total Electrical Instruments, etc. . .	—	—	—	—	—	22,61,088	22,30,707	21,95,804	28,05,968	30,37,307
Musical—										
Pianos and Piano-players, complete . . . No.	99	105	126	149	130	89,816	96,728	1,28,542	1,35,944	1,30,987
Talking machines and accessories—										
Talking machines . . .	2,489	2,731	1,757	2,464	1,919	62,368	59,085	42,075	47,097	45,486
Records . . .	16,844	9,395	12,224	19,100	25,187	16,577	9,466	11,168	21,244	22,588
Accessories . . . Value	—	—	—	—	—	62,320	1,17,561	1,44,098	1,18,233	98,108
Other sorts including parts of musical instruments . . .	—	—	—	—	—	4,48,002	5,25,456	6,19,207	3,57,221	3,89,059
Total Musical . . .	—	—	—	—	—	6,70,078	3,07,296	9,45,085	6,79,789	6,86,228
Optical . . .										
Photographic—										
Cinematograph films Length in feet	1,440,238	1,732,491	3,317,126	5,761,044	7,407,366	1,36,540	1,72,741	2,04,327	2,33,700	4,18,227
Photographic other than Cinematograph films . . . Value	—	—	—	—	—	3,11,625	1,78,705	3,77,448	3,48,355	3,80,210
Scientific and philosophical . . .	—	—	—	—	—	3,06,453	4,79,217	4,09,035	4,28,859	4,35,762
Surgical . . .	—	—	—	—	—	2,95,179	4,18,912	5,61,470	5,61,191	5,54,325
Wireless apparatus (a) . . .	—	—	—	—	—	—	15,850	12,661	90,475	1,51,239
Other kinds . . .	—	—	—	—	—	29,787	80,177	1,20,219	1,08,028	2,21,322
Total Instruments, Apparatus, and Appliances, and part thereof . . .	—	—	—	—	—	42,93,105	46,92,303	52,61,972	57,31,185	65,53,720

(a) Separately recorded from 1925-26.

ARTICLES	QUANTITY					VALUE				
	1924-25	1925-26	1926-27	1927-28	1928-29	1924-25	1925-26	1926-27	1927-28	1928-29
IVORY—										
Unmanufactured . . . Lbs.	56,751	61,308	53,646	54,654	33,004	5,33,232	6,31,509	3,00,275	4,11,643	2,63,314
Manufactured . . . Value	—	—	—	—	—	9,530	6,375	5,175	350	91
Total Ivory . . . "	—	—	—	—	—	5,42,862	6,38,084	3,05,450	4,11,993	2,63,905
JEWELLERY (excluding IMITATION JEWELLERY, AND PREGIOUS STONES AND PEARLS, UNSET), ALSO PLATE OF GOLD AND SILVER—										
Jewellery . . . "	—	—	—	—	—	27,100	43,391	46,504	49,230	40,502
Plate of gold and silver . . . "	—	—	—	—	—	15,053	29,480	25,263	33,137	39,363
Total Jewellery . . . "	—	—	—	—	—	42,153	73,371	71,766	82,467	79,865
LEATHER—										
Skins, tanned or dressed . . . } Tons } = No. }	2	19,635	35,916	25,567	24,172	49,712
Unwrought . . . Cwts.	74	18	75	52	69	39,930	19,350	36,072	41,173	56,063
Leather cloth (including artificial leather) . . . Sq. yds.	56	7,897	19,267	13,515	32,057	7,194	7,374	15,616	10,337	13,631
Manufactures (excluding boots and shoes and belting for machinery)—										
Bags and trunks . . . Cwts.	35	12	26	31	45	7,790	3,371	7,636	12,304	16,516
Picking bands and straps . . . "	44	60	46	55	170	10,367	12,774	11,161	12,777	43,195
Other sorts . . . Value	—	—	—	—	—	78,479	57,055	43,943	38,651	63,300
Total Leather . . . "	—	—	—	—	—	1,63,915	1,36,340	1,40,000	1,39,409	2,52,467
LIQUORS including DENATURED AND PERFUMED SPIRITS—										
Ale, beer and porter—										
Ale and beer— In bottle . . . Gals.	1,111,022	1,050,399	1,063,153	1,074,290	1,012,363	27,43,125	27,10,001	29,71,868	30,65,841	27,82,569
In bulk . . . "	10,490	3,456	19,094	17,753	9,353	25,503	20,594	42,756	47,331	23,144
Stout and porter— In bottle . . . "	1,460	2,933	3,579	397	293	3,023	3,334	9,334	2,731	730
Spirits—										
Brandy . . . "	51,436	47,557	50,623	46,360	33,524	3,13,361	2,65,234	2,77,235	2,43,903	1,76,573
Gin . . . "	1,039	2,135	2,200	2,307	2,021	10,121	17,930	12,373	13,605	12,492
Liqueurs . . . "	465	304	1,106	692	1,020	11,933	20,335	12,417	13,304	13,359
Rum . . . "	14,349	13,342	11,334	7,993	6,033	32,953	67,230	59,635	36,903	30,603
Whisky . . . "	13,604	3,476	9,700	9,932	6,237	1,14,394	54,123	59,397	59,451	41,090
Spirit, present in drugs, medicines, or chemicals . . . "	2,635	3,563	5,322	7,117	5,993	59,531	73,461	1,26,273	1,54,560	1,50,069
Spirit, perfumed . . . "	3,413	3,691	4,137	3,934	3,407	1,31,261	1,33,167	1,99,523	2,32,174	1,93,931
Other sorts . . . "	1,903	356	5,700	1,467	3,136	23,714	14,660	33,955	22,233	57,503
Total Spirit . . . "	94,002	80,675	90,727	80,307	61,476	7,47,737	7,00,190	7,36,365	7,76,203	6,35,725
Wines—										
Champagne and other sparkling wines . . . "	1,332	1,305	2,357	2,233	1,730	43,154	23,076	42,952	54,730	31,623
Still red wines other than port . . . "	2,751	3,095	3,704	3,657	3,075	13,453	20,473	26,127	23,746	13,501
Still white wines other than sherry, Madeira and Malaga . . . "	460	517	1,223	1,356	1,096	6,335	6,093	16,461	14,533	12,700
Other sorts including Vermouth and Grigor wine . . . "	1,179	1,025	2,543	1,522	2,504	9,450	6,995	13,392	10,704	15,330
Total Wines . . . "	6,222	5,942	9,832	8,823	8,405	32,392	61,642	99,432	1,03,713	73,200
Other sorts of liquors . . . "	4	367	16	60	163	30	797	55	173	990
Total Liquors . . . "	1,233,200	1,143,677	1,191,401	1,161,630	1,092,061	36,62,921	35,02,064	39,10,310	39,96,107	35,76,477

No. 13—continued

GERMANY—continued

IMPORTS THEREFROM—continued

ARTICLES	QUANTITY					VALUE				
	1924-25	1925-26	1926-27	1927-28	1928-29	1924-25	1925-26	1926-27	1927-28	1928-29
						R	R	R	R	R
MACHINERY AND MILLWORK—										
Prime-movers (other than electrical)—										
Locomotives (including those for railways)—										
Oil engines No.	3	4	5	16	7	9,072	29,263	16,799	24,961	28,715
Parts of oil engines Value	—	—	—	—	—	1,080	313	1,118	393	13,818
Steam Engines No.	0	16	22	5	8	47,423	1,29,638	2,03,707	29,084	66,986
Parts of Steam Engines Value	—	—	—	—	—	23,145	84,457	32,660	15,512	31,260
Railway Locomotives, engines, tenders and parts thereof	—	—	—	—	—	—	—	—	—	3,51,816
Others	—	—	—	—	—	—	2,391	193	—	—
Other than Locomotives—										
Gas Engines No.	1	11	1	2	..	4,475	21,980	1,750	6,181	..
Oil Engines Value	80	105	158	120	159	1,24,414	3,54,416	4,05,474	3,28,259	4,10,115
Parts of Oil Engines Value	—	—	—	—	—	7,191	67,075	91,714	70,062	97,760
Steam Engines No.	3	15	11	12	6	25,161	1,00,431	1,40,567	99,511	31,359
Parts of Steam Engines Value	—	—	—	—	—	288	9,466	14,870	42,342	27,498
Others	—	—	—	—	—	420	25,757	29,754	25,989	5,025
Electrical machinery of all kinds, not including instruments, apparatus, and appliances, and parts thereof—										
Control and switch gear	—	—	—	—	—	84,449	1,42,975	1,85,183	1,84,292	1,49,266
Generators, alternators and dynamos	—	—	—	—	—	69,279	1,75,441	1,50,237	1,35,016	2,97,568
Motors	—	—	—	—	—	1,26,083	1,66,153	1,33,833	1,73,208	2,03,168
Transformers	—	—	—	—	—	11,455	1,00,980	1,05,384	27,479	47,710
Turbogenerating sets	—	—	—	—	—	..	1,18,972	1,730	899	28,232
Others	—	—	—	—	—	1,43,409	2,31,409	5,68,196	4,60,145	5,68,698
Total Electrical machinery of all kinds, etc.	—	—	—	—	—	4,35,290	9,35,880	10,94,663	9,31,038	12,16,087
Machinery, not being prime-movers or electrical machinery—										
Aerated water making machinery	—	—	—	—	—	10,170	15,890	74,970	63,654	40,006
Agricultural tractors and parts	—	—	—	—	—	10,336	5,857	10,979	6,450	6,735
Other sorts	—	—	—	—	—	16,848	7,408	9,214	18,497	76,455
Boilers	—	—	—	—	—	92,463	6,23,543	1,48,397	1,04,289	3,94,285
Boot and shoe manufacturing machinery	—	—	—	—	—	..	6,461	4,562	..	4,096
Leather tanning and curing machinery	—	—	—	—	—	844	864	985	3,818	12,758
Metal working machinery	—	—	—	—	—	2,22,218	3,48,506	3,26,954	3,44,380	2,14,390
Mining Machinery	—	—	—	—	—	1,748	7,36,859	15,62,487	22,84,996	1,98,553
Oil crushing and refining machinery	—	—	—	—	—	7,49,293	5,07,493	5,84,021	8,48,615	11,23,674
Paper mill machinery	—	—	—	—	—	1,60,516	33,747	12,536	15,397	4,83,006
Refrigerating machinery	—	—	—	—	—	76,520	48,111	67,239	55,270	27,433
Rice and flour mill machinery	—	—	—	—	—	6,15,030	10,29,036	12,04,825	12,54,281	9,98,306
Saw mill and wood working machinery	—	—	—	—	—	95,526	62,816	10,627	7,996	17,573
Sewing and knitting machines and parts thereof—										
Sewing and knitting machines No.	11,257	14,842	18,433	18,013	23,682	7,84,567	9,80,345	12,33,085	12,58,714	18,60,864
Parts of sewing and knitting machines and accessories Value	—	—	—	—	—	1,50,682	1,44,465	88,944	1,31,660	1,34,338
Total Sewing and Knitting machines, etc.	—	—	—	—	—	9,35,249	11,24,810	13,20,029	13,90,374	19,95,202
Sugar machinery	—	—	—	—	—	856	2,47,563	21,489	1,11,287	23,215
Tea machinery	—	—	—	—	—	..	645	..	10,782	3,697
Textile machinery—										
Cotton—										
Bleaching and dyeing machinery	—	—	—	—	—	65,548	1,11,096	42,463	2,02,226	98,233
Spinning	—	—	—	—	—	3,72,167	1,37,043	2,07,438	1,03,457	2,39,033
Weaving	—	—	—	—	—	67,030	79,487	1,12,219	2,97,873	2,07,916
Other sorts	—	—	—	—	—	60,395	1,76,639	84,763	99,049	98,235
Jute machinery	—	—	—	—	—	8,095	10,581	22,630	46,508	30,634
Wool machinery	—	—	—	—	—	48,981	30,159	3,002	4,478	1,318
Other sorts	—	—	—	—	—	16,362	20,069	53,369	1,47,390	2,23,018
Total Textile machinery	—	—	—	—	—	6,39,078	5,65,674	5,31,824	9,01,216	8,88,437

* Recorded under "Railway plant and rolling stock" prior to 1923-29.

No. 13—continued
GERMANY—continued
IMPORTS THEREFROM—continued

ARTICLES	QUANTITY					VALUE				
	1924-25	1925-26	1926-27	1927-28	1928-29	1924-25	1925-26	1926-27	1927-28	1928-29
MACHINERY AND MILLWORK— <i>continued</i>						R	R	R	R	R
Machinery not being prime-movers or electrical machinery— <i>continued</i>						32,204	35,238	33,155	39,246	33,263
Typewriters and parts Value	—	—	—	—	—	7,41,220	14,31,113	16,10,394	14,49,227	24,29,729
Other sorts of machinery excluding printing machinery	—	—	—	—	—	50,92,061	85,98,733	94,58,005	1,04,82,946	1,18,98,842
Total Machinery and Millwork	—	—	—	—	—	50,92,061	85,98,733	94,58,005	1,04,82,946	1,18,98,842
MANURES—										
Artificial and mineral manures—										
Muriate of potash (a) Tons	—	—	3,304	5,466	6,139	—	—	4,30,094	6,55,578	7,12,265
Nitrate of Soda	770	1,161	349	245	385	1,45,751	2,08,522	63,709	46,224	60,031
Sulphate of Ammonia	5	269	380	274	..	600	45,195	64,450	47,644	..
Other kinds of manures	2,935	5,525	2,847	3,598	2,119	3,06,084	5,30,353	2,49,823	4,08,854	2,39,893
Total Manures	3,710	6,955	7,380	9,583	8,643	4,52,415	7,84,070	8,08,076	11,58,300	10,12,789
MATCHES—										
Safety Gross of boxes	7,231	13,944	3,390	148	4,583	8,766	11,145	4,110	700	6,439
Other sorts " "	8,010	136	6,027	82	..
Total Matches	7,231	13,944	11,900	148	4,583	8,766	11,280	10,137	782	6,439
METALS AND ORES—										
Aluminium—										
Unwrought (Ingots, blocks, bars, etc.) Cwts.	600	..	1,541	47,005	..	73,270	..	15
Wrought—										
Circles	24,832	16,000	14,167	2,390	2,996	26,56,580	16,39,766	13,01,905	2,21,279	2,35,887
Sheets	156	351	366	552	270	17,600	36,308	31,083	50,604	25,319
Other manufactures	1,556	3,308	2,762	1,716	1,632	2,11,404	5,00,402	3,95,121	2,43,594	2,45,317
Total Aluminium	27,144	20,163	18,336	4,658	4,998	29,32,589	21,75,476	18,01,979	5,15,477	5,07,089
Brass, Bronze, and similar alloys and manufactures thereof—										
Unwrought	3,547	500	1	99,204	15,655	29
Wrought—										
Mixed or yellow metal, for sheath- ing	185,631	141,274	241,202	194,756	234,224	99,61,317	70,14,272	1,18,87,422	87,77,736	1,10,60,547
Rods	1,291	486	4,095	4,712	3,739	63,330	27,946	1,76,390	1,94,269	1,53,084
Sheets	1,232	2,020	2,348	2,147	1,069	89,193	97,722	1,14,385	1,02,612	55,158
Tubes	670	776	986	611	812	47,342	53,500	61,620	38,903	52,626
Wire	1,640	1,123	2,358	509	289	1,13,304	73,593	1,32,324	27,933	16,736
Other sorts	43,151	10,275	13,308	7,037	10,101	25,72,793	6,07,088	8,51,657	4,51,829	6,28,334
Total Brass, Bronze, etc.	237,152	156,454	264,798	209,822	250,234	1,29,52,078	78,88,876	1,27,24,327	95,98,343	1,19,67,185
Copper—										
Unwrought—										
Tiles, ingots, cakes, bricks and slabs	5,550	25,312	19,526	1,400	2	2,73,802	12,37,834	9,24,434	63,404	80
Wrought—										
Brassiers	124	773	30	7,412	38,402	1,738
Sheets	168,008	139,771	153,125	59,031	83,122	87,01,741	76,76,166	69,54,999	29,13,949	43,16,624
Rods	1,137	3,619	4,330	5,680	2,780	72,402	2,05,899	2,44,340	2,94,597	1,49,359
Tubes	1,206	1,604	2,701	1,042	556	37,051	1,12,990	1,74,340	70,105	38,792
Wire, excluding wire of telegraph and telephone	816	1,067	1,324	1,311	1,028	57,123	70,013	1,14,512	31,799	63,794
Others	1,758	3,722	2,560	3,001	2,446	2,93,315	4,00,130	2,51,336	2,43,058	2,38,081
Total Copper	103,594	175,595	184,266	72,348	89,964	94,98,446	97,03,132	86,63,973	37,05,344	43,58,423
German silver (includ- ing nickel silver)	0,026	9,371	0,308	3,411	5,356	7,68,400	8,83,141	8,24,692	6,99,165	4,55,723
Iron—										
Pig (Tons)	27	130	2,768	36,563
Manufactures—										
Angle, bolt and rod	15	76	3	495	414	1,457	36,813	1,250	45,793	40,019
Bars and channels	62	116	34	27	64	7,844	16,735	6,704	4,795	15,209
Others	5	6	3	1,400	4,008	..
Total Iron (excluding ore)	104	192	42	527	608	12,069	53,551	9,354	55,196	91,791

(a) Separately recorded from 1926-27.

No. 13—continued

GERMANY—continued
IMPORTS THEREFROM—continued

ARTICLES	QUANTITY					VALUE				
	1924-25	1925-26	1926-27	1927-28	1928-29	1924-25	1925-26	1926-27	1927-28	1928-29
METALS AND ORES—continued						R	R	R	R	R
Steel—										
Angle and Tee . . . Tons	2,088	2,258	5,570	1,877	4,540	2,41,174	2,37,132	5,16,642	1,63,632	4,25,004
Spring . . . "	688	95	686	417	43	97,896	25,347	93,029	73,527	4,090
Bars other than cast ..	23,904	14,475	27,393	14,263	13,716	29,44,446	13,98,839	25,66,009	12,68,638	14,09,818
Cast—										
Tool Steel—										
High speed . . . "	20	30	6	11	3	17,333	29,043	30,053	7,678	5,169
Carbon . . . "	14	85	74	18	10	3,210	41,364	47,975	10,313	4,279
Cast Steel Bars . . . "	3	30	46	6	12	1,064	16,619	24,319	6,676	4,434
Other cast steel Ingots, blooms, billets and slabs . . . "	94	164	94	165	267	31,007	42,932	25,707	51,294	72,973
	56	1	123	24,019	8,084	9,610	165	10,673	17,43,014	6,48,638
Total Steel . . . "	26,757	17,133	33,973	40,776	26,675	33,50,740	17,91,441	33,14,412	33,24,672	25,74,310
Iron or Steel—										
Beams, channels; pillars, girders, and bridgework . . . "	1,566	5,072	2,743	3,072	2,224	2,19,333	5,09,514	2,66,406	4,65,823	1,92,342
Bolts and nuts . . . "	2,335	2,374	2,766	1,353	2,212	7,93,493	3,29,631	3,48,329	3,04,327	6,77,717
Fencing materials includ- ing fencing wire . . . "	2,176	3,439	2,163	2,980	2,557	7,19,236	9,42,761	6,60,057	7,99,232	7,32,867
Hoops and strips . . . Tons	2,379	5,313	4,658	4,391	5,193	4,65,613	9,03,302	7,02,924	6,04,587	7,99,510
Nails, rivets and washers (excluding wire nails) . . . "	2,041	2,172	1,912	1,513	2,235	5,99,539	4,90,273	4,39,312	3,58,549	4,59,090
Pipes and fittings, cast . . . "	943	636	902	1,264	409	1,71,360	1,49,390	1,77,907	2,32,667	1,16,533
Rails, chains and fishplates, etc. . . "	1,559	3,433	799	980	2,554	1,98,346	3,58,399	73,712	1,00,664	2,60,364
Screws . . . "	849	632	433	—	—	6,23,871	4,21,005	2,95,368	—	—
Screws—										
Wood (a) . . . "	—	—	—	699	310	—	—	—	3,30,547	1,33,630
Metal thread (a) . . . "	—	—	—	102	239	—	—	—	52,810	1,30,303
Sheets and Plates—										
Galvanized—										
Corrugated . . . "	23	99	1,967	5,079	3,343	3,353	33,343	4,36,300	11,55,326	7,57,967
Plain . . . "	1,009	731	859	1,602	1,371	2,26,653	1,78,899	1,81,949	3,03,922	2,43,239
Tinned . . . "	—	31	19	2	..	32	6,603	6,397	743	..
Not galvanized or tinned—										
Sheets up to ½ inch thick (b) . . . "	14,159	7,043	3,932	372	98	22,07,410	9,76,012	5,55,274	42,550	14,603
Plates over ½ inch thick . . . "	3,906	5,027	4,954	576	521	12,13,204	6,14,093	5,29,672	61,376	61,475
Other sorts . . . "	958	313	199	1	..	1,46,533	47,735	11,573	313	..
Total Sheets and Plates ..	25,060	13,294	11,899	7,632	5,333	33,02,743	18,56,699	17,71,170	15,64,241	10,77,399
Tubes, pipes, and fittings, wrought. . . "	3,455	6,793	9,735	7,227	6,412	25,37,475	13,75,770	25,24,171	13,37,704	15,30,657
Sleepers and Keys of steel or iron for Railways * . . . "	—	—	—	—	4,309	—	—	—	—	3,41,305
Wire nails . . . "	7,301	2,573	3,276	2,266	2,903	16,03,633	4,30,375	5,77,399	4,20,531	4,33,534
Wire rope—										
Black . . . "	85	1	12	19	14	13,071	604	6,553	11,559	4,413
Galvanized . . . "	51	39	79	196	321	25,046	54,626	39,163	97,757	1,31,479
Wire, other than fencing wire . . . "	3,453	1,326	1,433	2,153	3,303	3,53,556	3,63,254	3,05,014	5,01,103	6,24,136
Other manufactures of iron or steel . . . "	1,924	3,205	2,293	1,414	1,544	4,97,103	6,25,433	4,44,273	2,73,456	3,19,470
Total of Iron or Steel ..	60,757	31,324	45,014	37,266	42,675	1,31,13,073	93,16,992	91,30,659	81,00,692	30,75,599
Lead—										
Wrought—										
Sheets . . . Cwts.	407	674	69	339	333	10,957	19,277	1,533	7,770	5,399
Pipes and tubes . . . "	329	699	935	963	972	11,333	22,221	27,314	21,367	20,371
Other sorts . . . "	299	59	292	184	90	7,119	2,460	17,330	3,344	3,763
Total Lead (excluding ore) ..	945	1,432	1,296	1,533	1,395	29,409	43,958	47,227	37,481	39,533

(a) Separately recorded from 1927-28.
* Recorded under "Railway plant and rolling stock" prior to 1923-29.

GERMANY—continued
IMPORTS THEREFROM—continued

ARTICLES	QUANTITY					VALUE				
	1924-25	1925-26	1926-27	1927-28	1928-29	1924-25	1925-26	1926-27	1927-28	1928-29
METALS AND ORES—continued										
Quicksilver . . . Lbs.	4	675	23	71	4,300	11	2,087	405	401	17,197
Zinc or Spelter—										
Unwrought . . . Cwts.	2,624	4,812	9,954	8,770	25,804	64,125	1,28,506	2,52,001	1,04,561	4,80,023
Wrought or manufac- tured . . . "	4,041	5,090	40,779	10,358	1,618	1,04,275	1,04,761	11,14,925	2,52,433	44,001
Other sorts . . . "	3	..	11	3,280	..	248
Total Zinc or Spelter ..	6,665	10,502	50,736	19,128	27,433	1,68,400	2,33,267	13,70,056	4,46,994	5,05,262
Metals, unenumerated Ores, .. Tons	608	377	760	2,618	3,179	46,270	27,706	57,815	1,17,235	1,10,388
.. "	1	11	2,002	3,306
Total Metals (excluding Ores) ..	109,755	87,844	105,537	94,497	89,093	4,28,71,595	3,26,79,627	3,70,44,599	2,65,96,000	2,91,02,434
Total Metals and Ores . . "	109,755	87,845	105,538	94,497	89,093	4,28,71,595	3,26,81,719	3,70,47,905	2,65,96,000	2,92,02,434
Mica—										
In blocks . . . Cwts.	69	171	152	87	36	20,562	18,126	19,451	7,400	4,659
In splittings . . . "	..	11	340	..	743	11,661
Total of Mica . . . "	69	182	152	87	376	20,562	18,869	19,451	7,400	16,320
Oils—										
Essential—										
Synthetic . . . Gals.	2,404	872	1,170	978	775	50,023	15,562	40,860	33,892	37,705
Other sorts . . . "	1,665	9,155	3,220	2,650	3,413	1,17,884	1,77,888	2,20,882	1,82,704	1,90,484
Total Essential Oils ..	4,069	9,527	4,390	3,628	4,188	1,67,857	1,93,445	2,70,742	2,16,596	2,28,189
Mineral—										
Lubricating oils . . "	28,908	332,517	188,629	187,368	34,302	43,300	3,09,175	1,48,247	2,14,365	34,922
Other kinds . . . "	2,588,736	3,594,935	2,578,479	2,461,792	3,367,573	38,14,985	44,54,798	26,20,514	28,05,645	33,67,457
Other kinds of oils . . "	10,005	16,142	53,001	68,431	7,649	62,036	40,178	1,00,888	1,40,675	39,812
Total Oils . . . "	2,681,713	3,953,121	2,824,499	2,721,214	3,413,712	40,88,173	49,97,806	31,40,391	33,77,181	41,90,410
OIL-CLOTH AND FLOOR- CLOTH . . . Sq. Yards	58,210	8,845	121,755	91,764	118,031	43,642	7,623	74,392	44,081	71,208
PAINTS AND PAINTERS' MATERIALS—										
Paints and Colours—										
Barytes . . . Cwts.	6,330	15,987	25,101	7,898	14,777	23,268	63,973	83,559	27,213	45,125
Blue paint or Paris Blue . . . "	634	807	985	1,351	930	75,086	69,150	80,556	90,888	71,258
Enamels, prepared . . "	655	165	508	518	752	33,663	13,964	37,623	37,624	50,916
Red Lead—										
Genuine dry . . . "	1,477	440	911	1,692	1,064	40,340	14,584	28,420	45,602	22,304
Reduced dry . . . "	665	107	20	50	..	3,245	2,966	277	750	..
White Lead—										
Genuine dry ..	580	231	134	95	40	17,455	7,169	3,895	2,398	917
Zinc, white—										
Genuine dry . . . "	113	401	1,527	1,891	1,023	4,616	10,400	40,795	47,165	16,544
Reduced dry . . . "	893	499	962	634	812	23,549	13,721	20,324	13,492	12,265
Genuine moist . . "	11	30	212	236	242	209	600	4,868	4,989	4,757
Reduced moist ..	394	194	200	292	2	7,573	3,219	4,164	4,054	42
Other sorts . . . "	14,622	15,806	15,139	21,033	13,301	5,44,041	5,15,935	5,47,600	6,18,186	6,21,350
Total Paints and Colours ..	26,374	34,347	45,789	35,690	37,093	7,73,645	7,15,681	8,52,061	9,01,361	8,45,577
Painters' materials (other than paints and colours)—										
Turpentine—										
Genuine turpentine ..	34	31	902	675	130	2,325	1,505	43,359	29,579	7,662
Varnish . . . "	1,137	2,381	2,262	2,537	2,526	56,060	1,13,008	1,00,323	1,19,035	1,14,569
Other kinds . . . Value
Total Painters' mate- rials other than paints and colours . . "	56,418	1,32,550	1,83,959	1,88,393	1,58,948
Total Paints and Painters' materials	8,75,063	8,48,231	10,36,040	10,90,259	10,04,525

No. 13—continued
GERMANY—continued
IMPORTS THEREFROM—continued

ARTICLES	QUANTITY					VALUE				
	1924-25	1925-26	1926-27	1927-28	1928-29	1924-25	1925-26	1926-27	1927-28	1928-29
PAPER AND PASTEBOARD—										
Paper—										
Packing paper . Cwts.	60,840	49,780	65,501	53,287	61,605	11,40,632	9,99,329	12,02,375	12,20,404	10,60,714
Printing paper—										
News printing . "	140,647	51,213	91,771	25,625	43,490	19,95,989	7,44,828	13,18,757	3,01,006	5,02,759
Other sorts . "	60,114	21,997	41,717	28,390	46,452	14,90,546	5,13,534	3,00,037	5,88,454	9,26,540
Writing paper and envelopes—										
Writing paper in large sheets . "	32,138	18,758	22,340	11,406	12,075	8,76,663	5,09,888	5,24,525	2,65,093	2,89,530
Note and letter paper and envelopes . "	492	485	611	225	1,102	21,265	17,028	19,601	10,365	35,050
Envelopes imported separately . "	2,423	1,837	3,775	4,491	4,929	98,246	71,532	1,39,242	1,67,434	1,82,644
Old Newspapers in bales and bags . "	1,251	1,074	79	20	500	9,023	7,420	1,813	82	2,500
Other kinds of paper . "	3,412	3,329	10,389	9,079	13,721	2,94,362	2,65,687	3,46,717	2,87,167	3,74,074
Paper manufactures . "	1,700	1,539	1,825	2,290	3,084	97,184	81,634	93,189	1,41,805	1,32,962
Pasteboard, millboard, and cardboard of all kinds—										
Straw boards . "	27,649	12,573	8,841	3,962	4,086	2,03,384	90,011	61,833	27,529	29,120
Other kinds . "	3,043	3,501	13,403	20,024	33,211	1,42,411	73,695	3,22,573	3,58,012	6,49,274
Manufactures of pasteboard, millboard and cardboard . "	891	1,023	1,134	1,204	2,053	45,580	41,057	51,533	85,520	85,623
Total Paper and Pasteboard . "	344,600	172,114	266,436	160,004	232,209	64,25,295	34,15,793	49,77,294	35,12,891	43,60,900
PAPER MAKING MATERIALS—										
Pulp of wood . Cwts.	25,541	62,188	59,877	22,942	22,391	3,38,067	7,03,020	6,71,913	1,60,762	1,93,903
PERFUMERY . . . Value										
Plants, living . "	—	—	—	—	—	15,272	22,117	20,139	32,902	34,437
POLISHES—										
Polishes and compositions for application to leather . "	—	—	—	—	—	25,677	17,620	13,524	3,416	11,011
Polishes and compositions for application to metals . "	—	—	—	—	—	7,859	6,100	14,492	3,780	5,044
Wood polish . "	—	—	—	—	—	1,072	2,161	4,379	6,545	4,326
Other sorts (a) . "	—	—	—	—	—	—	—	1,702	2,546	1,134
Total Polishes . "	—	—	—	—	—	34,608	25,881	33,597	26,287	21,515
PRECIOUS STONES AND PEARLS, UNSET . . . "										
—	—	—	—	—	—	4,973	3,560	4,321	12,306	3,706
PRINTING AND LITHOGRAPHING MACHINERY AND MATERIALS (excluding PAPER)—										
Printing and lithographing presses . Value	—	—	—	—	—	2,03,146	2,33,708	2,69,116	3,91,130	5,29,637
Printing type . Cwts.	384	353	913	385	669	87,307	70,980	98,213	39,775	30,172
Printers and lithographer's ink . Value	—	—	—	—	—	71,546	1,02,237	94,032	90,645	1,03,956
Other materials . "	—	—	—	—	—	39,133	1,12,314	1,00,129	2,60,351	1,91,437
Total Printing and Lithographing Machinery and materials . "	—	—	—	—	—	5,56,137	5,19,139	5,61,540	7,81,001	9,10,202
PRINTS, ENGRAVINGS, AND PICTURES—										
Photographs and picture post cards . "	—	—	—	—	—	24,727	17,122	36,562	29,915	52,710
Others . "	—	—	—	—	—	33,832	54,716	64,409	67,213	1,00,093
Total Prints, Engravings, etc. . "	—	—	—	—	—	58,559	71,838	1,00,971	97,128	1,52,803

(a) Separately recorded from 1926-27.

No. 13—continued
GERMANY—continued
IMPORTS THEREFROM—continued

ARTICLES	QUANTITY					VALUE				
	1924-25	1925-26	1926-27	1927-28	1928-29	1924-25	1925-26	1926-27	1927-28	1928-29
PROVISIONS AND OILMAN'S STORES (including FISH AND FRUITS AND VEGETABLES, CANNED OR BOTTLED)										
Biscuits and cakes . Cwts.	1,472	820	2,029	1,579	494	74,821	47,181	67,089	91,124	22,571
Canned and bottled provisions (not specified elsewhere)—										
Tinned or canned fish	15	52	9	49	31	763	4,413	3,520	5,878	5,975
Vegetable Products (a)	616	5,189	6,821	6,884	6,799	25,842	2,90,085	3,02,773	3,05,673	2,64,313
Others				797	709				62,337	60,718
Cheese (including canned)	49	171	66	99	117	0,078	25,570	8,881	10,437	10,668
Cocoa and chocolate	23	74	123	79	11	3,940	3,231	7,175	6,723	1,955
Confectionery	60	40	120	335	392	5,777	3,936	10,258	21,302	47,938
Farinaceous and Patent foods	33	7	135	0	33	13,164	1,290	39,227	964	2,425
Milk, condensed and preserved including milk cream	323	78	194	18	94	10,731	2,475	8,927	1,137	2,929
Other sorts of provisions						7,103	13,364	55,036	17,640	28,401
Total Provisions and Oilman's stores						1,48,218	3,91,545	5,02,886	5,23,265	4,47,628
RAILWAY PLANT AND ROLLING STOCK—(b)										
Carrriages and wagons and parts thereof						52,357	1,88,483	2,34,818	6,32,730	—
Carrriages and parts thereof						3,82,742	3,91,051	9,96,823	4,03,440	—
Wagons and parts thereof										
Locomotive engines, and tenders and parts thereof						37,635	5,58,926	2,15,371	6,97,338	—
Materials for construction—										
Bridgework (c)		271					53,905			
Rails, Chairs, and fish plates including those for railways (d)	117					11,799				
Sleepers and keys of steel or iron	26	99	11,590	49		3,330	14,987	11,97,656	6,030	
Other kinds	766	732	1,129	214		2,62,335	1,04,064	1,35,981	45,257	
Total Railway plant and Rolling Stock						7,50,198	18,11,506	27,80,649	17,84,795	—
RUBBER—										
Manufactures—										
Pneumatic Motor covers	5,459	13,461	10,524	10,362	19,306	2,19,304	7,32,725	4,59,178	4,49,806	7,10,398
Pneumatic Motor tubes	8,905	13,433	9,371	12,067	12,906	64,357	1,24,400	76,394	91,239	1,13,649
Pneumatic cycle covers	23,798	63,877	23,970	8,028	33,173	55,290	1,06,270	50,267	13,777	63,655
Pneumatic cycle tubes	57,708	80,392	79,012	63,394	161,980	66,647	93,317	33,402	67,355	1,52,046
Solid rubber tyres for motor vehicles	1,433	1,563	591	1,262	994	1,26,231	1,97,516	86,319	1,74,561	1,45,070
Other manufactures, except apparel and boots and shoes						2,68,154	3,19,561	7,64,932	5,13,901	4,64,644
Total Rubber manufactures						3,00,038	16,33,739	15,20,612	13,10,439	16,48,362
SALT Tons	34,315	40,103	57,941	56,657	63,969	9,33,143	9,06,864	15,13,161	16,87,305	16,73,104
SEEDS "	145	215	210	91	110	43,304	56,234	61,929	29,290	36,084
SMOKERS' REQUISITES (excluding TOBACCO) Value						2,72,036	2,46,895	2,89,325	2,23,987	1,95,610
SOAP—										
Household and laundry soap in bars or tablets	118	261	15	59	65	2,796	6,403	838	2,580	1,378
Toilet soap	646	949	1,301	1,029	972	70,040	90,534	1,19,655	95,998	99,413
Other sorts	110	321	527	751	1,046	6,254	19,638	25,048	35,378	49,934
Total Soap	874	1,531	1,843	1,839	2,083	79,090	1,16,572	1,45,546	1,33,956	1,51,225
Specimen illustrative of natural Science						1,026	5,038	3,371	7,307	15,160
SPICES—										
CLOVES	2,513	6,290	5,840	5,339	6,785	31,034	62,092	36,984	33,076	39,500
STARCH AND FARINA—										
Starch	3,754	3,719	2,315	3,997	742	52,132	48,274	27,381	60,590	11,610
Farina and potato flour	7,503	17,133	18,995	7,584	6,276	1,10,151	2,43,461	2,12,492	95,621	63,327
Sticks and whips						93,376	2,15,910	1,70,523	1,40,623	1,59,437

(a) Separately recorded from 1927-28. Discontinued from 1928-29.

(c) Included with "Beams, Channels, etc." under "Iron or Steel" from 1927-28.
(d) Included with "Rails, Chairs, etc." under "Iron or Steel" from 1925-26.

No. 13—continued
 GERMANY—continued
 IMPORTS THEREFROM—continued

ARTICLES	QUANTITY					VALUE				
	1924-25	1925-26	1926-27	1927-28	1928-29	1924-25	1925-26	1926-27	1927-28	1928-29
STATIONERY (excluding PAPER)—										
Pencils (excluding slate pencils) Doz.	1,278,463	1,478,076	988,795	1,848,769	1,995,037	4,51,923	4,09,890	3,16,300	4,80,737	6,15,352
Other sorts Value						18,35,978	20,24,096	21,76,978	18,04,037	20,78,428
STONE AND MARBLE—										
Stone and marble Tons	112	427	495	422	165	6,548	27,121	31,965	38,817	18,156
Articles of stone and marble "	18	41	21	41	342	6,853	11,217	17,762	26,305	45,306
SUGAR—										
Sugar, 16 Dutch Standard and above "	..	166	1,239	256	39	492	48,359	3,61,253	58,957	8,467
Best sugar "	21,727	1,878	47,948	1,386	275	61,14,517	3,10,734	1,07,09,787	3,03,725	45,023
Other sorts "	5	4,526	15	..	1,602	414
Total Sugar "	21,732	1,889	49,237	1,642	314	61,19,535	3,59,108	1,10,71,040	3,59,844	58,904
TALLOW AND STEARINE . Cwts.	112	398	247	689	478	4,896	13,185	4,060	10,032	9,138
TELEPHONE MATERIALS, ENTIRE OR IN SECTIONS—										
Of wood Value	3,70,427	2,08,558	1,40,171	1,31,653	2,00,181
TELEGRAPH MATERIALS, FOR CONSTRUCTION AND ACCESSORIES (excluding ELECTRICAL) "	13,355	28,550	5,065	112	437
TELEPHONE MATERIALS, FOR CONSTRUCTION AND ACCESSORIES (excluding ELECTRICAL) "	45,547	6,494	5,639	4,192	644
TEXTILES—										
Cotton—										
Raw Tons	29	..	43	..	12	49,826	758	86,918	384	12,700
Twist and yarn Lbs.	3,890	20,829	32,838	165,295	57,085	7,498	39,785	57,968	1,97,341	87,358
Manufactures—										
Blankets "	2,129,167	665,833	1,822,088	715,888	366,918	17,46,861	5,26,353	11,83,718	3,50,686	1,64,506
Canvas Yards	6,925	55,546	46,811	35,507	62,948	6,534	25,388	26,005	25,799	74,521
Handkerchiefs and shawls in the piece—										
Shawls No.	3,276	22,366	23,747	24,078	20,700	20,987	36,566	33,861	55,245	31,035
Hosiery—										
Stockings Doz. prs.	25,925	23,467	34,251	35,868	7,437	1,99,428	1,78,271	1,86,818	2,21,075	37,601
Underwear (a) Dozen	..	45,456	80,799	53,116	65,336	4,02,840	5,09,872	7,58,335	4,81,001	6,33,500
Other sorts Value	39,020	45,777	42,084	39,129	30,801
Lace and patent net Yards	87,513	100,952	182,913	343,360	197,556	45,761	79,568	1,25,936	1,73,645	1,35,110
Piece goods—										
Grey (unbleached) "	40	23,489	81,631	..	5,800	50	3,161	38,928	..	4,019
White (bleached)—										
Dhatis, Saris and Scarves "	4,482	1,315	4,050	3,016	1,449	2,128
Flannel and Flannelettes "	10,494	187	10,115	712
Jaconets, etc. "	2,488	21,868	54,634	22,681	20,061	1,846	11,559	35,452	16,641	18,600
Unspecified descriptions "	78,256	85,921	119,687	155,012	123,182	63,780	83,249	1,08,077	1,15,586	79,065
Coloured, printed, or dyed—										
Printed goods—										
Shirts "	91,682	39	5,508	23,057	34	2,019
Cheeks spots and stripes "	2,36,099	355,723	259,960	1,82,384	1,64,478	1,20,203
Flannel and Flannelettes "	..	5,878	17,579	23,145	18,965	..	2,523	8,370	26,327	15,994
Unspecified descriptions "	174,920	360,130	913,072	487,077	309,529	1,23,028	2,34,509	4,66,077	2,02,024	1,22,169
Dyed goods "	442,378	372,657	408,176	365,632	426,488	6,21,399	2,50,470	2,55,894	2,54,969	2,44,579
Woven coloured goods—										
Cambrics including madapolams, muslins, mulls and jaconets "	..	95	4,746	9,742	600	..	177	2,405	10,168	317
Coatings and Trouserings (b) "	..	347,103	695,122	469,963	367,796	..	2,69,051	3,78,475	2,40,625	2,13,001
Drills and jeans "	48,368	4,660	13,368	1,092	..
Saris and Scarves "	32,825	17,150	1,039	..	2,340	34,612	11,506	1,262	..	1,543
Flannel and Flannelettes "	10,658	..	13,073	27,518	8,954	8,815	12,867	23,947	..	4,723
Shirtings "	29,219	110,645	35,237	22,784	5,893	10,767	43,065	11,605	7,245	2,660
Velvet and Velveteens (3) "	..	300,408	406,378	649,454	605,320	..	4,35,123	5,77,491	7,06,144	6,85,561
Unspecified descriptions "	783,429	243,492	247,857	224,611	172,293	7,80,944	1,30,471	1,86,747	1,25,837	1,00,431
Ferts of all descriptions "	13,178	88,441	45,805	36,323	85,604	8,842	12,935	20,932	7,931	14,648
Rope Lbs.	197	1,954	783	1,770	..	820	3,764	1,336	3,024	..
1 hr. ad. sewing "	4,469	40,360	23,576	17,012	1,769	8,524	84,514	74,497	43,029	3,897
Other sorts of manufactures Value	65,457	93,533	88,084	1,32,527	1,19,376
Total Cotton manufactures (including twist and yarn) "	42,29,836	30,92,661	47,27,150	36,37,641	29,47,083

(a) Quantity recorded from 1925-26.
 (b) Separately " " 1925-26.

No. 13—continued
 GERMANY—continued
 IMPORTS THEREFROM—continued

ARTICLES	QUANTITY					VALUE				
	1924-25	1925-26	1926-27	1927-28	1928-29	1924-25	1925-26	1926-27	1927-28	1928-29
TEXTILES—continued										
Flax manufactures—										
Thread sewing . . . Lbs.	612	203	2,857	3,678	4,697	2,633	512	10,700	11,458	8,881
Other sorts . . . Value	—	—	—	—	—	6,237	4,618	23,243	59,494	24,133
Total Flax manufactures (including twist and yarn) . . . "	—	—	—	—	—	8,870	5,130	33,943	70,952	33,014
Haberdashery and Millinery—										
Lace and embroidery . . . "	—	—	—	—	—	16,84,618	11,60,212	17,61,513	13,13,407	17,25,337
Other sorts . . . "	—	—	—	—	—	15,80,914	9,37,839	18,59,638	17,37,572	22,59,963
Hemp manufactures (excluding cordage) . . . "	—	—	—	—	—	12,619	6,881	28,185	8,805	22,993
Jute—										
Manufactures—										
Gunny Cloth . . . Yards	169,600	1,703,678	1,553,314	643	90	21,073	2,25,895	2,03,548	1,312	40
Other kinds . . . Value	—	—	—	—	—	789	12,200	46,138	33,755	5,913
Total Jute manufactures including twist and yarn . . . "	—	—	—	—	—	22,462	2,38,095	2,49,684	35,067	5,953
Silk—										
Manufactures—										
Silk yarn rolls and warps . . . Lbs.	6,648	2,797	8,847	1,789	138,061	14,333	5,043	34,867	6,692	7,60,451
Goods of silk mixed with other materials . . . Yards	489,543	250,275	401,605	381,838	552,750	8,67,392	4,67,615	7,55,002	6,62,836	8,94,227
Piece goods . . . "	46,011	36,325	9,324	24,250	50,750	1,01,281	63,415	29,643	43,374	52,804
Other sorts . . . Value	—	—	—	—	—	22,338	33,050	30,175	39,877	6,234
Total Silk manufactures (including silk yarn, etc.) . . . "	—	—	—	—	—	10,05,894	5,74,123	8,49,457	7,52,579	17,33,716
Wool—										
Raw . . . Lbs.	..	120	2,707	12,107	648	11,864	49,092	..
Manufactures—										
Yarn and knitting wool . . . "	303,334	401,312	307,030	419,122	415,598	15,67,580	18,21,993	12,28,902	15,76,057	15,96,502
Blankets . . . "	55,055	35,538	503,118	643,281	842,370	63,587	2,53,373	3,29,876	3,53,211	5,55,162
Braids . . . "	2,225	7,659	7,349	10,502	8,527	8,819	29,792	124,366	31,105	25,235
Carpets and rugs . . . "	11,777	50,111	62,951	76,302	11,637	40,870	1,17,435	2,07,120	1,95,358	37,377
Hosiery . . . "	12,869	11,043	7,516	14,175	16,350	40,304	67,011	51,630	84,602	1,03,919
Piece goods . . . Yards	1,036,329	978,363	1,393,087	1,574,370	1,705,287	24,37,393	23,76,232	29,91,594	35,94,064	38,38,571
Shawls . . . No.	175,508	234,301	360,754	480,060	366,410	13,46,960	15,43,623	18,37,016	22,92,184	22,95,086
Other sorts . . . Lbs.	23,688	41,195	31,218	57,652	31,001	55,706	77,099	63,107	69,581	58,901
Total Woollen manufactures (including yarn and knitting wool) . . . Value	—	—	—	—	—	55,61,419	62,66,613	67,33,671	81,96,142	85,10,793
Artificial Silk—										
Artificial silk yarn . . . Lbs.	6,705	157,364	232,079	130,739	540,566	23,632	4,73,320	4,18,763	2,66,320	10,47,710
Piece goods of cotton and artificial silk . . . Yards	8,11,313	554,236	2,437,541	4,694,315	2,525,167	7,59,727	6,94,017	27,09,966	49,72,102	26,64,339
Other sorts . . . Value	—	—	—	—	—	5,05,712	2,39,071	2,39,717	4,48,925	1,97,622
Other Textiles—										
Manufactured . . . "	—	—	—	—	—	692	..	573	33,996	1,13,001
TOBACCO—										
Unmanufactured . . . Lbs.	12	2,259	..	699	54,770	38	3,451	..	1,230	1,161
Manufactured—										
Cigarettes . . . "	684	301	3,923	1,496	1,039	1,750	743	2,238	5,109	2,439
Other sorts . . . "	659	192	377	839	845	1,924	1,036	2,005	5,377	3,233
Total Tobacco . . . "	1,355	2,752	4,300	3,034	56,654	3,712	5,235	4,243	12,216	6,903
TOYS AND REQUISITES (NOT SPECIFIED ELSEWHERE) Value	—	—	—	—	—	3,24,368	4,13,378	7,13,568	6,09,393	5,69,745
TOYS AND REQUISITES FOR GAMES AND SPORTS, including FISHING TACKLE—										
Toys . . . "	—	—	—	—	—	17,92,306	14,07,570	15,90,021	13,92,139	15,50,473
Requisites for games and sports (excluding firearms, etc.)—										
Playing cards . . . "	—	—	—	—	—	1,06,666	53,101	79,516	40,139	41,484
Other sorts . . . "	—	—	—	—	—	73,924	52,075	98,711	73,190	80,244
Total Toys and requisites for games and sports . . . "	—	—	—	—	—	19,69,896	15,12,746	17,68,248	15,05,468	16,72,201
UMBRELLAS AND UMBRELLA FITTINGS—										
Umbrellas complete including Parasols and sunshades . . . No.	5,612	6,313	4,189	14,352	1,097	21,744	18,631	9,937	22,533	3,226
Umbrella fittings . . . Value	—	—	—	—	—	11,85,052	17,46,427	21,34,579	27,15,291	26,76,438
Total Umbrellas and Umbrella fittings . . . "	—	—	—	—	—	12,06,796	17,65,058	21,44,516	27,37,824	26,79,664

No. 13—continued
GERMANY—continued
IMPORTS THEREFROM—concluded

ARTICLES	QUANTITY					VALUE				
	1924-25	1925-26	1926-27	1927-28	1928-29	1924-25	1925-26	1926-27	1927-28	1928-29
VEHICLES, excluding LOCOMOTIVES, ETC., FOR RAILWAYS—						R	R	R	R	R
Carriages and carts not mechanically propelled and parts thereof (excluding railway carriages, etc.)—										
Carriages and carts not mechanically propelled (excluding railway carriages, trucks, etc.) . . . No.	477	289	739	854	738	74,062	27,002	78,054	34,082	93,352
Parts of carriages and carts (excluding rubber tyres) . . . Value	—	—	—	—	—	1,23,984	75,341	1,60,251	83,006	1,11,008
Perambulators and children's go-carts . . . No.	742	183	100	113	176	15,075	4,928	2,490	2,702	2,104
Parts of perambulators and children's go-carts . . . Value	—	—	—	—	—	184	37	..
Total Carriages and Carts, etc. . . . "	—	—	—	—	—	2,12,151	1,08,267	2,40,97	1,20,786	2,07,149
Cycles (other than motor cycles) and parts thereof and accessories—										
Cycles imported entire or in sections . . . No.	3,726	2,458	1,764	1,287	1,167	1,94,168	1,18,180	78,872	57,960	56,537
Parts of cycles and accessories (excluding rubber tyres) . . . Value	—	—	—	—	—	8,80,615	11,61,752	12,17,380	12,96,410	10,84,767
Total Cycles and parts thereof, etc. . . . "	—	—	—	—	—	10,74,778	12,74,939	12,96,252	14,54,370	16,91,304
Mechanically propelled vehicles (excluding railway locomotives and tractors)—										
Aircraft . . . No.	1	22,115	870	..
Parts of aircraft? . . . Value	—	—	—	—	—
Carriages and parts for Railways* . . . No.	—	—	—	—	—	—	—	—	—	8,51,682
Wagons and parts for Railways* . . . "	—	—	—	—	—	—	—	—	—	6,77,594
Motor cars (including taxi cabs) . . . "	22	19	22	47	24	57,560	52,128	84,946	1,38,281	68,596
Motor cycles (including scooters) . . . "	9	6	8	14	15	3,183	2,670	5,055	7,152	7,218
Motor Omnibuses, motor vans, and motor lorries . . . "	8	1	10	4	10	18,830	1,519	10,390	6,592	95,127
Parts of mechanically propelled vehicles and accessories, other than of aircraft (excluding rubber tyres) . . . Value	—	—	—	—	—	1,49,983	2,27,686	2,08,625	2,95,498	4,32,287
Total Mechanically propelled vehicles . . . "	—	—	—	—	—	2,46,680	2,83,997	4,04,786	5,47,468	10,52,499
Ships, parts of . . . "	—	—	—	—	—	16,247	7,637	85,956	89,326	26,627
Total Vehicles, excluding Locomotives, etc., for railways . . . "	—	—	—	—	—	15,49,806	16,74,840	19,83,966	22,11,950	35,70,579
WOOD AND TIMBER—	Cube Tons.									
Deal and pine wood . . .	608	161	267	20	..	65,279	16,845	84,191	1,768	..
Other kinds of wood and timber . . . Value	—	—	—	—	—	1,281	21,204	24,538	3,75,215	4,74,119
Manufactures of wood, other than furniture and cabinetware . . . Value	—	—	—	—	—	1,17,704	1,42,705	1,14,551	1,80,025	2,46,500
Total Wood and Timber . . . "	—	—	—	—	—	1,84,264	1,80,754	1,78,290	5,46,004	7,20,619
RESTAL ARTICLES NOT SPECIFIED . . .	—	—	—	—	—	8,49,216	9,76,814	11,38,868	12,13,351	18,44,418
ALL OTHER ARTICLES OF MERCHANDISE . . .	—	—	—	—	—	2,44,428	2,50,817	3,94,050	4,35,234	6,88,429
GRAND TOTAL . . .	—	—	—	—	—	15,46,85,810	18,30,78,742	16,90,71,977	15,34,34,747	15,84,36,461

*Recorded under "Railway plant and rolling stock", prior to 1928-29.

No. 13—continued
GERMANY—continued
EXPORTS THEREOF

INDIAN MERCHANDISE

ARTICLES	QUANTITY					VALUE				
	1924-25	1925-26	1926-27	1927-28	1928-29	1924-25	1925-26	1926-27	1927-28	1928-29
ANIMALS, LIVING . . . No.	5,544	3,939	4,487	22,105	12,805	1,20,888	49,190	52,817	88,771	57,232
APPAREL (including DRAPERY, UNIFORMS, ACCOUTREMENTS, BUT EXCLUDING HOSIERY AND BOOTS AND SHOES) . Value	—	—	—	—	—	7,07,185	7,08,258	4,18,810	5,46,250	1,21,226
ART, WORKS OF, other than PICTURES . . . "	—	—	—	—	—	630	2,579	7,095	648	4,335
BOOKS, PRINTED, AND PRINTED MATTER (NOT BEING STATION- ERY), including MAPS AND CHARTS . . . Cwts.	4	5	6	40	9	1,140	1,300	242	7,238	1,618
BUZZLES . . . "	168	127	98	270	576	91,270	45,359	24,596	74,021	99,693
BUILDING AND ENGINEER- ING MATERIALS . . . Value	—	—	—	—	—	36,050	39,020	33,500	57,000	39,484
CASHEW . . . Cwts.	4,692	5,266	9,308	8,680	12,151	1,18,249	1,66,061	3,78,180	3,04,322	4,44,065
COFFEE . . . "	21,492	14,218	15,950	32,858	23,264	19,95,975	13,09,138	13,94,046	27,97,459	20,35,758
COIL, MANUFACTURED excluding ROPE . . . Tons	10,346	5,865	6,556	7,996	8,376	31,92,216	20,20,052	21,88,009	27,43,700	25,42,059
DRUGS AND MEDICINES (excluding CHEMI- CALS AND NARCOTICS) . Value	—	—	—	—	—	2,20,759	1,91,315	2,08,785	2,60,227	3,36,644
DYEING AND TANNING SUBSTANCES—										
Barks for tanning . . Cwts.	—	—	585	988	—	—	—	18,216	2,619	—
Cutch and gambler . . "	2,438	2,147	2,082	3,146	2,655	47,084	51,634	50,103	58,290	72,354
Myrobalans . . . "	165,194	81,759	180,772	242,341	147,525	10,47,069	6,80,449	9,40,647	17,71,568	11,25,685
Myrobalan extracts . . "	2,618	2,658	5,177	8,774	4,682	33,267	33,872	66,914	1,22,459	69,980
Turmeric . . . "	905	2,034	1,633	1,509	2,650	30,649	37,678	20,751	14,254	47,987
Other sorts . . . "	7,580	3,022	3,877	17,083	6,067	39,823	18,562	21,588	95,469	39,090
Total Dyeing and Tanning substances . . . "	178,680	91,620	144,126	273,841	164,569	11,97,342	8,22,105	11,12,219	20,64,658	18,55,096
FIBRE FOR BRUSHES AND BROOMS . . . TONS	1,322	976	1,203	2,128	888	4,90,591	3,78,523	4,33,971	6,85,618	3,62,587
FODDER, BRAN AND POL- LARDS (excluding OIL- CAKE)—										
Rice bran . . . "	15,105	19,214	10,837	30,533	27,157	8,67,435	9,75,094	4,04,125	15,28,384	14,92,927
Other sorts of Bran, and Pollards . . . "	107	31	367	10,784	7	4,068	2,410	11,350	4,27,630	666
Other sorts of fodder . . "	395	871	3,650	3,181	2,314	16,437	30,984	1,23,624	37,278	31,206
Total of Fodder, Bran, and Pollards . . . "	15,607	20,116	14,854	43,498	29,478	8,87,935	10,08,488	5,44,099	20,43,292	15,74,799
FRUITS AND VEGETABLES . Value	—	—	—	—	—	2,19,991	80,429	1,02,138	1,54,129	1,09,043
FURNITURE AND CABINET- WARE . . . "	—	—	—	—	—	1,560	1,865	6,048	2,963	2,120
GRAIN, PULSE AND FLOUR—										
Barley . . . Tons	122,467	11,326	—	24,523	24,726	1,43,29,419	15,53,079	—	28,64,853	1,01,67,401
Maize . . . "	2,446	785	—	—	—	2,08,046	90,712	—	—	—
Jowar and Bajra . . . "	299	14	10	1	35	35,262	2,715	1,500	125	5,054
Pulse—										
Gram . . . "	28,947	1,190	—	—	1	26,68,872	1,80,610	10	60	198
Lentils . . . "	—	—	99	—	—	—	—	16,830	—	30
Other sorts of Pulse . . "	6,919	1,485	2,934	200	3,171	8,04,384	1,31,775	3,17,647	24,650	3,70,826
Total of Pulse . . . "	30,866	2,675	3,033	200	3,172	34,73,256	3,62,385	3,34,487	24,710	3,71,039
Rice in the husk . . . "	2	2	2,006	6	4	228	200	2,70,725	364	323
Rice not in the husk—										
Boiled rice . . . "	2,702	1,562	1,581	1,402	1,230	4,64,162	2,57,863	2,58,529	2,23,085	1,88,522
Cleaned rice . . . "	341,669	311,102	243,791	343,673	2,4,662	5,29,59,026	4,67,06,030	3,79,18,192	5,08,64,212	2,84,99,730
Broken cleaned rice . . "	4,067	2,542	—	396	578	4,19,493	3,33,044	—	36,889	64,727
Other sorts . . . "	61,073	63,622	9,304	260	1,400	98,84,020	1,02,98,655	15,02,006	37,591	1,84,477
Total rice, not in the husk . . "	409,511	378,828	259,676	345,731	297,870	6,37,36,706	5,75,65,532	3,96,78,727	5,11,61,777	2,89,37,506
Rice flour and ground rice . . "	—	—	—	136	77	—	—	—	27,180	12,590
Wheat . . . "	14,220	1,250	900	625	150	23,50,939	2,19,000	1,26,000	37,500	21,037
Other sorts . . . "	58	137	277	133	147	10,504	18,292	47,352	22,288	26,447
Total Grain, Pulse and Flour . . "	579,868	395,517	265,902	371,355	296,181	8,41,89,360	5,98,41,915	4,04,58,791	5,41,80,297	3,95,42,332
URS AND REMAINS . . Cwts.	2,123	4,515	5,241	12,744	9,763	58,927	1,36,491	2,51,597	5,27,358	4,49,442

No. 13—continued
GERMANY—continued
EXPORTS THERE TO—continued

INDIAN MERCHANDISE—continued

ARTICLES	QUANTITY					VALUE				
	1924-25	1925-26	1926-27	1927-28	1928-29	1924-25	1925-26	1926-27	1927-28	1928-29
HARDWARE AND CUTLERY including PLATEDWARE . Value	—	—	—	—	—	R 1,921	R 17,908	R 4,126	R 5,121	R 70,349
HIDES AND SKINS, RAW— Hides, raw—										
Buffalo hides . { Tons	1,207	567	1,551	2,528	2,271	12,08,263	6,16,100	12,04,364	19,80,718	22,35,181
{ =No.	=224,226	=110,062	=277,608	=431,483	=320,809					
Cow hides . { Tons	12,879	8,857	9,650	16,444	12,784	1,57,30,256	1,18,53,706	97,53,967	1,66,51,600	1,55,77,660
{ =No.	=2,704,675	=2,026,698	=2,266,322	=3,770,019	=2,865,735					
Calf skins . { Tons	99	64	111	493	326	1,34,589	1,02,191	1,30,099	6,29,344	4,46,824
{ =No.	=49,271	=37,746	=49,220	=194,679	=133,156					
Other hides . { Tons	6	9	14	36	61	2,390	6,232	7,002	29,757	1,27,553
{ =No.	=390	=1,575	=1,766	=3,627	=27,938					
Total Hides, raw . { Tons	13,691	9,517	11,326	19,501	15,442	1,70,72,508	1,25,78,319	1,10,95,432	1,92,91,419	1,83,87,218
{ =No.	=2,979,002	=2,170,081	=2,594,971	=4,399,308	=3,856,138					
Skins, raw—										
Goat skins . { Tons	88	154	198	398	241	1,34,488	2,56,560	6,93,358	11,00,707	9,13,600
{ =No.	=100,865	=150,425	=328,068	=496,262	=424,828					
Sheep skins . { Tons	164	78	38	123	330	1,36,811	94,999	46,520	1,78,625	3,75,917
{ =No.	=258,243	=100,557	=48,734	=177,855	=377,422					
Other skins . { Tons	6	20	50	50	14	35,820	1,35,631	4,98,791	6,97,614	1,74,834
{ =No.	=37,858	=102,499	=983,695	=402,527	=132,421					
Total skins, raw . { Tons	258	252	276	571	585	4,07,119	4,88,190	12,40,009	19,76,046	14,64,860
{ =No.	=396,466	=353,481	=1,860,497	=1,076,644	=934,671					
Cuttings of Hides and Skins, RAW HORNS, TIPS AND PIECES OF HORNS (c) INSTRUMENTS, APPARATUS AND APPLIANCES AND PARTS THEREOF . Value	1,941	910	1,41,301	2,17,626
KAPOK Cwts.	4,218	3,186	3,882	5,901	2,939	2,18,997	1,66,817	1,31,778	1,49,007	80,084
LAC—										
Button	1,267	841	1,369	2,296	2,521	2,65,250	1,35,505	1,53,239	3,74,654	3,68,341
Seed	262	44	645	383	1,328	49,083	5,020	52,756	43,630	1,37,199
Shell	28,436	32,779	35,219	62,492	78,325	58,32,269	47,14,377	39,16,156	90,95,027	1,02,84,644
Stick	399	1,321	2,402	6,265	7,738	50,469	1,22,124	1,04,342	5,00,817	5,88,144
Other kinds (excluding lac dye)	17,276	27,695	27,095	12,666	38,289	10,27,427	13,22,381	9,14,479	6,45,006	17,12,701
Total Lac	47,640	62,680	67,720	84,102	128,201	67,24,488	62,69,407	52,00,912	1,06,59,781	1,30,86,119
LEATHER—										
Hides, tanned or dressed—										
Cow hides . { Tons	1	3	..	44	1	3,035	7,029	..	92,288	1,800
{ =No.	=372	=240	..	=9,575	=100					
Calf skins . { Tons	800	..	590	..
{ =No.	..	=3	..	=300	..					
Total Hides, tanned or dressed . { Tons	1	3	..	44	1	3,035	7,829	..	92,873	1,800
{ =No.	=372	=248	..	=9,575	=100					
Skins, tanned or dressed—										
Goat skins . { Tons	5	1	25	11	2	4,672	6,456	1,67,175	24,526	16,761
{ =No.	=1,111	=4,951	=93,218	=34,355	=10,986					
Sheep skins . { Tons	2	1	41	6	2	54,562	5,945	2,97,000	30,030	3,302
{ =No.	=5,955	=3,248	=193,500	=26,392	=2,710					
Other skins . { Tons	1	1	8,410	15,409	3,300
{ =No.	=5,012	=13,232	=2,238					
Total skins, tanned or dressed . { Tons	7	2	67	18	4	59,234	12,401	4,12,615	1,29,950	23,863
{ =No.	=7,066	=8,199	=281,730	=73,979	=16,984					
Unwrought Cwts.	..	3	88	3	80	..	170	20,056	13,000	180

(a) Figures prior to 1925-26 include "Horn wool."

GERMANY—continued

EXPORTS THERETO—continued

INDIAN MERCHANDISE—continued

ARTICLES	QUANTITY					Value				
	1924-25	1925-26	1926-27	1927-28	1928-29	1924-25	1925-26	1926-27	1927-28	1928-29
MACHINERY AND MILLWORK OF ALL KINDS . . . Value	—	—	—	—	—	8,885	6,325	244
MANURES—										
Bones, crushed . . . Tons	2,989	3,105	900	3,725	5,308	3,86,275	4,12,219	98,205	3,01,406	5,60,023
Bonemeal . . . "	59	..	955	2,078	1,010	4,752	..	65,748	2,00,991	1,02,795
Total Bones . . . "	3,048	3,105	1,855	5,798	6,318	3,91,027	4,12,219	1,98,953	5,98,397	6,62,818
Fish Manures . . . "	517	278	528	2,442	2,061	27,667	16,161	41,240	2,07,997	2,56,236
Other kinds . . . "	24	..	76	149	1,378	9,700	..	16,179	17,904	63,400
Total Manures . . . "	3,589	3,883	2,460	8,389	9,757	4,28,394	4,28,380	2,51,872	3,24,358	9,82,454
METALS AND ORES—										
Brass, Bronze and simi- lar alloys and manu- factures . . . Cwts.	13	31	48	111	4,714	4,476	7,796	14,886	22,262	1,39,192
Chromite (Chrome iron ore) Tons	1,300	759	13,000	36,000	23,500	..	15	3,90,000
Copper ore . . . "	..	1,006	2	..	4,52,555	140
" other sorts . . . Cwts.	..	178,539	218,146	249,700	203,802	..	40,17,153	49,08,318	52,32,056	40,76,040
Ferro-manganese . . . Tons	..	206	39,138
Iron or Steel . . . "	1,630	11,238	2,868	12,727	5,921	68,151	5,34,509	1,29,036	5,65,150	3,57,087
Lead, pig . . . Cwts.	9,001	17,050	210,012	355,160	338,006	2,27,509	4,35,436	47,00,283	66,60,708	50,45,075
" other sorts . . . "	48,089	61,646	50,260	41,903	35,882	2,36,491	2,62,092	1,65,245	2,26,986	1,42,563
Manganese ore . . . Tons	6,050	30,418	6,141	14,880	20,445	1,24,685	7,93,650	1,44,956	3,55,740	5,21,646
Wolfram ore . . . "	105	1,230	184	425	310	49,000	8,16,500	1,41,380	3,44,886	1,65,844
Zinc or Spelter . . . Cwts.	92,963	20,455	270	..	30,450	3,48,612	1,03,020	4,925	..	1,95,625
Metals, unenumerated . . "	200	31,319	35,963	5,500	2,85,886	3,51,468
Ores . . . Tons	300	261	482	275	2,608	4,500	5,847	18,040	9,040	4,81,119
Total of Metals and Ores . . "	16,796	59,045	33,692	63,717	74,722	11,04,924	74,69,361	1,02,26,819	1,37,52,138	1,18,65,779
MICA—										
In blocks . . . Cwts.	636	702	780	1,310	993	1,24,464	1,27,313	1,23,997	1,57,305	1,88,612
" splittings . . . "	8,201	12,696	3,421	13,033	11,043	5,09,057	8,31,404	2,21,022	9,56,571	7,15,102
Total Mica . . . "	8,837	13,398	4,201	14,343	12,036	6,34,121	9,58,616	3,44,959	11,13,876	9,03,714
MORAZITE . . . Tons	30	9,000	..
OILS—										
Animal . . . Gals.	80,514	3,544	43	88,721	3,136	59
Essential . . . "	7,469	9,427	3,100	7,212	11,191	1,92,666	4,13,849	2,70,279	2,10,008	2,90,203
Mineral . . . "	..	20	200	..	53	954
Vegetable, non-essential—										
Castor . . . "	63,679	81,141	24,016	16,311	15,956	2,35,920	2,32,843	51,457	43,460	34,735
Coconut . . . "	1,212	2,893	20,558	5,940	3,609	2,728	7,255	50,596	14,504	8,750
Other sorts . . . "	532	..	610	54	708	2,526	..	2,554	110	4,855
Total of Vegetable, non-essential, . . "	70,423	84,034	45,184	22,314	20,273	2,41,174	2,39,108	1,04,607	58,074	47,340
Total of Oils . . . "	158,406	97,923	58,327	30,026	31,664	5,22,561	6,46,646	3,74,945	2,68,077	3,39,002

No. 13—continued
 GERMANY—continued
 EXPORTS THERE TO—continued

INDIAN MERCHANDISE—continued

ARTICLES	QUANTITY					VALUE				
	1924-25	1925-26	1926-27	1927-28	1928-29	1924-25	1925-26	1926-27	1927-28	1928-29
OILCAKES—						Rs	Rs	Rs	Rs	Rs
Coconut cake . . . Tons	159	843	832	188	2,113	17,561	1,32,746	28,014	26,289	2,33,743
Cotton seed cake . . . "	726	2,720	1,050	1,323	2,791	86,130	2,85,406	98,789	1,19,072	2,94,197
Groundnut cake . . . "	19,907	9,237	23,913	40,004	38,540	27,45,414	9,18,026	25,55,478	51,41,893	50,34,158
Linseed cake . . . "	29	125	1,627	6,997	13,189	5,730	20,000	1,82,216	7,26,248	15,40,093
Rape and Sesamum cake . . . "	316	22	12	351	3,175	52,395	3,923	852	26,611	2,23,957
Others . . . "	133	329	775	886	4,681	19,181	33,777	89,373	41,175	6,40,354
Total Oilcakes . . . "	21,270	13,276	27,709	49,249	64,479	29,26,361	13,97,877	29,50,222	60,81,235	80,72,003
PAINT AND PAINTERS' MATERIALS . . . Value	—	—	—	—	—	4,805	1,40,578	26,128	13,801	33,494
PAPER MAKING MATERIALS Cwts.	43	2,617	1,085	1,233	700	900	16,093	7,182	16,734	15,668
PARAFFIN WAX . . . Tons	564	629	1,313	3,141	3,170	2,57,495	2,91,350	5,98,846	14,39,110	14,77,252
PERFUMERY (not being PER- FUMED SPIRITS) including MUSK . . . Value	—	—	—	—	—	1,000	—	5,310	2,933	1,198
PLANTS, LIVING (including BULBS) . . . "	—	—	—	—	—	—	4,882	5,718	3,613	4,737
PRECIOUS STONES AND PEARLS UNSET . . . "	—	—	—	—	—	5,100	24,509	3,450	3,000	2,220
Provisions and Oilman's Stores . . .	—	—	—	—	—	3,603	3,189	488	8,556	61,894
RUBBER, RAW . . . Lbs.	77,881	45,128	85,240	14,360	111,950	64,262	55,992	53,190	17,500	89,550
SEEDS—										
Oil-seeds—										
Essential—										
Ajama . . . Tons	192	72	44,482	36,315
Ajwan . . . "	1,555	1,344	2,08,975	2,37,032
Cumin (other than black) . . . "	13	17,440
Fennel . . . "	15	9	7,500	6,000
Other sorts . . . "	1	5	5	21	53	500	700	1,458	4,570	12,220
Non-essential—										
Castor . . . "	215	720	1,653	1,790	1,239	68,658	1,67,242	3,17,964	3,62,365	2,45,902
Copra or coconut kernel . . . "	712	192	1	2,58,948	65,640	578
Groundnuts . . . "	40,332	90,921	87,334	218,330	241,228	1,19,01,701	2,39,79,024	2,34,01,717	5,57,09,883	5,91,46,170
Linseed . . . "	11,125	9,694	12,716	17,541	6,205	29,92,684	25,07,037	26,12,268	36,26,674	13,50,741
Mowra or Mowra . . . "	200	29,750
Mustard . . . "	195	427	67	75	621	78,324	1,64,800	21,343	23,151	1,78,487
Niger . . . "	455	947	391	587	1,106	89,025	1,86,637	89,231	1,27,231	2,35,488
Poppy . . . "	489	862	527	401	100	1,43,994	2,53,959	1,68,523	1,39,422	34,265
Rape . . . "	35,120	7,895	10,043	9,804	9,470	85,54,997	13,65,629	23,10,765	21,33,605	19,55,852
Sesamum (Hil or Hija) . . . "	1,238	2,280	9	3	209	3,12,002	6,68,635	2,360	813	58,320
Others . . . "	4	307	105	1	6	1,395	42,766	22,185	210	798
Other than oil seeds . . . "	308	12	70,370	4,433	115
Total Seeds . . . "	91,312	115,226	113,702	249,785	260,247	2,45,79,248	3,01,33,369	2,92,32,117	6,21,93,566	6,32,25,936

GERMANY—continued
EXPORTS THERE TO—continued

INDIAN MERCHANDISE—concluded

ARTICLES	QUANTITY					VALUE				
	1924-25	1925-26	1926-27	1927-28	1928-29	1924-25	1925-26	1926-27	1927-28	1928-29
SPECIMENS ILLUSTRATIVE OF NATURAL SCIENCE . . . Value	—	—	—	—	—	₹ 4,815	₹ 11,152	₹ 5,565	₹ 18,045	₹ 460
SPICES—										
F Cardamoms . . . Cwts.	295	430	1,312	721	1,039	1,15,051	1,77,271	3,89,195	1,87,245	3,11,380
Ginger . . . "	315	1,005	4,133	3,798	1,519	18,405	81,460	1,75,774	1,63,892	77,450
Pepper . . . "	4,408	7,959	2,141	5,046	4,430	1,32,927	4,65,520	1,29,975	4,53,850	4,18,744
Other sorts . . . "	10	99	600	8	2,845
Total Spices . . . "	5,028	9,484	7,591	10,165	7,057	2,66,998	7,24,271	6,94,944	8,04,995	8,10,419
TEA, BLACK . . . Lbs.	386,282	375,263	442,355	387,968	299,370	3,46,961	3,42,613	3,86,758	2,96,249	1,49,070
TEA, WASTE FOR THE MANUFACTURE OF CAFFEINE . . . "	66,348	22,412	22,400	30,688	..	3,577	3,771	5,016	4,950	..
TEXTILES—										
Cotton—										
Raw . . . Tons	31,143	38,980	25,828	45,799	57,876	4,49,63,219	4,07,22,569	2,37,66,308	4,44,22,626	5,71,42,657
Waste . . . Cwts.	15,489	46,271	64,307	49,922	37,891	4,91,682	14,32,855	15,23,910	12,12,060	9,83,223
Twist and yarn . . . Lbs.	50	..	400	13,230	..	100	..	162	13,236	..
Hemp (chiefly raw)—										
Raw . . . Cwts.	85,307	75,048	33,827	50,072	54,672	22,51,313	20,98,060	6,08,056	8,38,481	9,23,898
Jute—										
Raw . . . Tons	189,273	144,635	183,051	249,888	260,149	7,97,83,313	8,16,02,999	7,39,74,801	8,53,84,466	8,96,25,932
Manufactures—										
Sacking Gunny Bags No.	1,499,750	1,124,700	1,880,000	2,070,215	1,737,448	8,19,324	7,54,038	10,13,723	11,07,651	9,10,832
Hessian Gunny Bags "	90,000	150,000	120,000	10,000	20,000	29,425	69,312	58,687	2,900	9,000
Hessian Gunny cloth Yards	1,382,500	1,736,000	1,637,000	394,500	192,500	2,92,726	4,35,050	3,62,052	73,226	35,134
Rope and twine . . . Cwts.	432	1	7,788	₹ 21
Slits, raw . . . Lbs.	1,120	20,776	3,000	10,600
Wool—										
Wool, raw . . . "	240,731	42,083	97,527	95,105	359,893	1,56,391	33,168	20,519	69,799	1,91,770
Manufactures—										
Carpets and rugs . . . "	2,692	7,874	2,038	1,265	1,869	9,590	28,635	4,005	10,350	9,147
TOBACCO—										
Unmanufactured . . . "	2,196,774	4,361,856	1,443,374	554,115	101,828	4,94,124	7,15,628	1,55,462	1,10,947	33,290
Manufactured . . . "	262	57,492	605	264	[22,636	126
Toys and Requisites for games and sports (including fishing tackle) other than fire arms . . . Value	—	—	—	—	—	1,096	732	8,924	7,170	9,878
WAX OF ALL KINDS OTHER THAN PARAFFIN WAX (excluding CANDLES) . . . Cwts.	..	156	15	100	16,050	1,725	2,450	..
WOOD AND TIMBER—										
Teak wood . . . Cubic Tons	1,414	2,035	2,226	4,502	3,305	3,81,371	5,51,501	6,08,104	13,27,128	10,13,108
Other timbers (a) . . . "	11	—	—	—	—	2,389	—	—	—	—
Sandal wood . . . Tons	145	72	32	60	..	2,54,861	1,29,238	54,211	1,02,400	..
Other kinds of wood and timber . . . Value	—	—	—	—	—	25,714	66,818	32,337	45,115	38,066
Manufactures of wood other than furniture and cabinetware . . . "	430	25	910	6,669	126
Total Wood and Timber . . . "	—	—	—	—	—	6,64,765	7,47,582	6,95,552	14,81,312	10,51,298
ALL OTHER ARTICLES OF MERCHANDISE . . . "	—	—	—	—	—	5,61,926	7,72,987	6,30,810	13,09,018	16,68,617
GRAND TOTAL	—	—	—	—	—	27,98,71,853	26,77,38,451	21,99,22,607	32,22,85,626	32,32,08,397

(a) Included in "Other kinds of Wood and Timber" from 1925-26:

No. 13—continued
 GERMANY—concluded
 EXPORTS THERETO—concluded

FOREIGN MERCHANDISE

ARTICLES	QUANTITY					VALUE				
	1924-25	1925-26	1926-27	1927-28	1928-29	1924-25	1925-26	1926-27	1927-28	1928-29
						R	R	R	R	R
ANIMALS, LIVING . . . No.	8	15,000
APPAREL (including DRAPE- UNIFORMS, ACCOUTRE- MENTS BUT excluding HOSIERY AND BOOTS AND SHOES) . . . Value	—	—	—	—	—	14,172	12,600	21,520	15,565	6,321
Books, printed and printed matter (not being sta- tionery), including maps and charts . . . Cwts.	12	3	26	14	11	3,311	905	4,287	6,632	1,804
CHEMICALS AND CHEMICAL PREPARATIONS (exclud- ing CHEMICAL MANURES AND MEDICINES) . . . Value	—	—	—	—	—	27,083	3,405	965	11,971	2,800
COAL AND COKE . . . Tons	2,466	4,541	..	750	140	59,405	1,03,965	..	15,450	3,220
CUTLERY . . . Value	—	—	—	—	—	1,558	18,250	19,283	6,791	300
DRUGS AND MEDICINES . . . "	—	—	—	—	—	23,530	15,146	1,760	12,051	8,009
DYING AND TANNING SUBSTANCES . . . "	—	—	—	—	—	1,51,637	7,600	14,037	10,67,806	2,510
FIREWORKS . . . "	—	—	—	—	—	3,100	15,837	925	510	160
FRUITS AND VEGETABLES . . . "	—	—	—	—	—	44,208	42,026	19,210	1,00,590	1,58,817
FURNITURE AND CABINET- WARE . . . "	—	—	—	—	—	540	..	6,400	14,135	800
GLASS AND GLASSWARE . . . "	—	—	—	—	—	6,202	4,148	3,068	8,865	2,138
GUMS AND RESINS . . . Cwts.	3,981	3,374	3,375	6,836	7,156	1,35,505	1,25,243	1,67,463	2,71,577	3,50,695
HARDWARE, (excluding CUTLERY AND ELECTRO- PLATED WARE) . . . Value	—	—	—	—	—	2,06,792	2,10,050	3,27,552	1,97,236	3,53,332
HIDES AND SKINS, RAW— Skins, raw . . . { Tons =No.	2 =2,888	1 =5,435	1 =1,314	1 =1,480	2 =2,716	20,636	63,140	3,900	3,560	2,865
INSTRUMENTS, APPARATUS, AND AFFIXURES, AND PARTS THEREOF . . . Value	—	—	[—]	—	—	48,002	33,940	49,698	82,605	77,716
Jewellery (excluding imita- tion Jewellery and pre- cious stones and pearls unset) also plate of gold and silver— Jewellery . . . "	—	—	—	—	—	137	2,000	..	11,491	979
LEATHERS— Skins, tanned or dressed { Tons =No.	3 =8,014	.. =2,523	.. =1,180	.. =5	2 =4,590	71,555	18,070	3,152	100	67,000
LIQUORS . . . Gals.	533	724	179	309	181	1,674	25,609	1,912	5,826	1,004
MACHINERY AND MILLWORK METALS AND ORES— Brass, Bronze and similar alloys, wrought . . . Cwts.	9	1	96	97	3,849	1,085	120	9,454	4,110	1,05,195
Copper . . . Tons	..	1	..	40	199	..	135	..	2,807	13,350
Iron and Steel . . . Tons	17	67	..	7	562	6,757	8,243	296	3,666	24,446
Lead . . . Cwts.	1,201	6	..	22,825	400	..
PRECIOUS STONES AND PEARLS, UNSET . . . Value	—	—	—	—	—	4,000	20,000	300	..	700
PRINTING AND LITHOGRA- PHING MACHINERY AND MATERIALS (excluding PAPER) . . . "	—	—	—	—	—	2,290	2,038	6,162	5,456	6,778
PROVISIONS AND OILMAN'S STORES (excluding FISH AND FRUITS AND VEGE- TABLES) . . . Cwts.	6	7	167	66	26	623	780	9,369	4,205	8,361
RUBBER, MANUFACTURES . . . Value	—	—	—	—	—	320	4,013	3,468	30,169	6,813
Seeds . . . Tons	3	55	54	1,500	..	114	13,835	14,000
SHRILLS AND COWRIES . . . Value	—	—	—	—	—	1,775	..	1,800	1,250	..
SPICES . . . Cwts.	12	60	5,930	3,937
STATIONERY . . . Value	—	—	—	—	—	5,231	19,756	2,272	1,006	2,513
SUGAR, 16 DUTCH STAND- ARD AND ABOVE . . . Tons	2	15,128
TEXTILES— Cotton, raw . . . "	4	64	18	87	14	10,000	1,36,200	87,600	1,23,320	22,600
" Manufactures— Piecegoods . . . Yds.	113	24,316	..	2,209	3,234	580	14,763	..	2,382	2,722
Silk— Piecegoods . . . "	..	3,826	8,100
Wool— Raw . . . Lbs.	..	25,300	..	40,974	30,241	16,150	23,000	..	32,586	14,280
Manufactures . . . Value	19,345	35,376	..	33,074	35,145
Other textiles manufactures . . . "	6,977	5,207	10,127	16,520	5,045
TOYS AND REQUISITES FOR GAMES AND SPORTS (IN- CLUDING FISHING TACKLE, other than FIREARMS) . . . "	—	—	—	—	—	6,580	1,372	400	1,790	5,329
VEHICLES (excluding LOCO- MOTIVES, ETC., FOR RAIL- WAYS)— Carriages and carts (exclud- ing Railway carriages) and parts thereof . . . "	—	—	—	—	—	4,852	5,620	422	9,697	8,886
Other Sorts . . . "	—	—	—	—	—	500	3,594	2,005	28,323	8,555
WOOD AND TIMBER— Ornamental wood . . . "	—	—	—	—	—	27,335
ALL OTHER ARTICLES OF MERCHANDISE . . . "	—	—	—	—	—	31,836	55,775	49,216	94,838	1,71,005
GRAND TOTAL . . . "	—	—	—	—	—	10,62,660	10,80,383	8,51,840	22,86,740	15,75,819
GRAND TOTAL OF INDIAN AND FOREIGN MERCHANDISE . . . "	—	—	—	—	—	28,09,34,533	26,88,18,884	21,47,74,447	32,45,72,366	32,47,84,716

No. 13—continued
NETHERLANDS
IMPORTS THEREFROM

ARTICLES	QUANTITY					VALUE				
	1924-25	1925-26	1926-27	1927-28	1928-29	1924-25	1925-26	1926-27	1927-28	1928-29
APPAREL (excluding HOSIERY AND BOOTS AND SHOES) . . . Value	—	—	—	—	—	1,400	10,544	15,851	12,006	9,826
ARRESTOR—Manufactures . . . "	—	—	—	—	—	4,406	9,845	23,940	3,458	7,925
BEARING FOR MACHINERY . . . "	—	—	—	—	—	86,083	41,171	37,778	61,955	48,355
BOBBINS "	—	—	—	—	—	2,272	2,882	..	2,538	15,963
BOOKS, PRINTED, AND PRINTED MATTER (not being STATIONERY), including MAPS AND CHARTS . . . Cwts.	72	84	107	320	290	10,680	7,701	10,841	16,040	36,282
BOOTS AND SHOES . . . Pairs	567	236	229	239	4,407	6,632	3,776	2,325	1,723	11,454
BUILDING AND ENGINEERING MATERIALS other than OF IRON, STEEL, OR WOOD . . . Tons	875	3,783	10,412	5,426	1,543	36,097	3,70,139	9,61,549	4,75,101	1,43,931
Cement—Portland . . . "	311	397	430	238	70	15,600	19,029	24,552	12,532	3,747
Other kinds . . . "	..	5	98	20	33	..	3,377	5,799	17,086	23,036
Tiles . . . No.	172,568	80,688	50,685	84,745	140,600	19,227	7,543	5,869	7,847	12,230
Other kinds . . . Value	—	—	—	—	—	2,570	22,411	62,419	32,253	(472
Total Building and Engineering Materials . . . "	—	—	—	—	—	73,494	4,22,499	10,60,688	5,44,769	1,88,425
Candles of all sorts . . . lbs.	16,492	3,452	16,142	32,641	60,444	5,511	2,717	5,490	3,055	16,309
CHEMICALS AND CHEMICAL PREPARATIONS (excluding CHEMICAL MANURES AND MEDICINES)—										
Acids—										
Acetic (pyroligneous acid) . . . Cwts.	1,709	1,701	1,126	677	844	53,892	66,728	43,934	26,260	32,031
Citric . . . "	..	15	..	40	..	50	1,784	2	3,125	..
Oxalic . . . "	303	7	948	241	696	7,460	146	20,150	5,714	16,939
Sulphuric . . . "	66	171	74	212	2,468	2,732	2,651	2,135	2,849	21,622
Tartaric . . . "	91	160	93	50	101	6,026	10,853	6,388	3,561	9,306
Other sorts . . . "	98	131	614	579	403	4,782	3,168	27,508	24,727	19,292
Total Acids . . . "	2,267	2,185	2,855	1,799	4,512	75,842	90,325	1,00,117	65,236	99,740
Alum . . . "	168	..	501	529	980	1,891	5	5,217	5,697	10,535
Aluminous sulphates . . . "	3,141	3,532	4,665	6,029	6,773	18,790	19,068	22,828	29,622	31,850
Ammonia and salts thereof—										
Anhydrous . . . "	136	56	40	53	61	15,618	7,271	2,319	3,295	5,514
Others . . . "	614	203	313	59	139	13,823	5,225	7,069	2,336	2,737
Disinfectants . . . "	664	115	187	220	61	16,666	1,896	3,160	2,859	1,867
Lead compounds—										
Acetate . . . "	634	380	313	72	..	21,471	10,835	23,529	2,013	..
Potassium compounds . . . "	47	500	645	374	357	1,097	14,811	17,933	18,336	16,505
Soda compounds . . . "	6,863	2,050	3,536	3,675	2,176	69,523	23,920	34,715	41,541	38,676
Zinc compounds . . . "	2,237	1,456	1,339	10	5	33,990	23,921	19,323	964	70
Other sorts of chemicals . . . Value	—	—	—	—	—	1,77,067	2,33,033	3,65,335	4,38,349	1,68,033
Total Chemicals and chemical preparations, etc. . . "	—	—	—	—	—	4,48,783	4,30,310	6,02,565	6,12,373	4,75,432
CHINA CLAY . . . Cwts.	6,033	3,023	1,647	22,317	29,913	3,937
COAL AND COKE—										
Coal . . . Tons	..	132	..	337	275	..	527	..	7,740	5,500
Coke manufactures . . . Cwts.	77	46	84	73	97	5,756	5,576	2,323	5,705	17,991
CUTLERY . . . Value	—	—	—	—	—	4,889	1,039	51,209	14,294	7,232
DRUGS AND MEDICINES (excluding CHEMICALS AND NARCOTICS)—										
Codliver oil (c) . . . Lbs.	—	7,273	11,435	1,590	11,434	—	24,743	31,961	355	31,823
Proprietary and patent medicines . . . Value	—	—	—	—	—	36,964	1,23,992	79,512	53,209	1,13,234
Quinine Salts . . . Lbs.	1,190	2,273	906	1,653	5,030	30,366	60,359	23,150	30,705	31,004
Other sorts of drugs and medicines . . . Value	—	—	—	—	—	1,54,174	1,36,111	1,93,708	1,76,903	1,33,913
Total Drugs and Medicines . . . "	—	—	—	—	—	2,72,004	3,45,205	3,28,231	2,61,672	3,69,974
DYING AND TANNING SUBSTANCES—										
Dyes obtained from coal tar—										
Alizarine . . . Lbs.	1,073,757	329,274	999,316	514,379	730,344	7,56,644	2,32,058	6,99,253	3,16,535	3,69,722
Aniline . . . "	321,754	497,236	410,714	327,730	547,508	15,13,253	9,13,707	7,52,965	4,13,853	3,23,066
Others . . . "	..	234	..	4,732	65,776	..	347	..	6,436	1,13,631
Total Dyes obtained from Coal tar . . . "	1,395,511	826,734	1,410,030	746,301	1,343,928	22,74,902	12,02,007	14,52,224	7,36,674	13,11,479
Indigo, synthetic . . . Cwts.	65	22,170
Other sorts (including Indigo) . . . "	110	23	106	44	41	2,076	946	14,796	1,362	2,494
Total Dying and Tanning substances . . . Value	—	—	—	—	—	23,00,043	12,02,953	14,67,020	7,38,036	13,13,973

(a) Separately recorded from 1925-26.

No. 13—continued
NETHERLANDS—continued
IMPORTS THEREFROM—continued

ARTICLES	QUANTITY					VALUE				
	1924-25	1925-26	1926-27	1927-28	1928-29	1924-25	1925-26	1926-27	1927-28	1928-29
EARTHENWARE AND PORCELAIN—										
Earthenware . . . Value	—	—	—	—	—	8,11,475	2,03,159	5,32,936	2,56,043	2,52,072
Porcelain . . . "	—	—	—	—	—	21,630	25,726	37,823	11,473	4,045
Total Earthenware and Porcelain, . . "	—	—	—	—	—	8,33,111	2,28,885	5,70,759	2,67,516	2,56,117
GLASS AND GLASSWARE—										
Bottles and Phials . . Gross	179	1,610	397	334	3,308	2,708	17,320	6,500	6,172	57,930
Scientific Glassware . Value	—	—	—	—	—	10,073	982	20	1	—
Sheet and plate . . Sq. ft.	8,002	15,842	..	26,964	97,037	1,797	1,731	..	19,034	73,373
Tableware (including decanters, tumblers, etc.) . Value	—	—	—	—	—	6,135	2,650	1,164	5,254	3,510
Other glassware . . "	—	—	—	—	—	17,792	13,701	13,736	9,537	7,104
Total Glass and Glassware . . "	—	—	—	—	—	38,500	36,384	20,500	40,028	1,42,422
GRAIN, PULSE AND FLOUR TONS	15	39	26	5,104	12,103	7,473	40	..
GUMS AND RESINS . . Cwts.	84	163	163	130	156	2,366	5,135	7,423	5,275	4,832
HARDWARE, excluding CUTLERY AND ELECTRO-PLATED WARE—										
Builders' hardware, such as locks, hinges, door bolts, etc. . Value	—	—	—	—	—	9,537	6,984	1,314	6,539	4,073
Enamelled ironware . . "	—	—	—	—	—	4,239	7,146	16,342	3,332	9,095
Implements and tools other than agricultural implements and machine tools . . "	—	—	—	—	—	46,733	10,004	13,663	15,342	14,402
Other sorts . . . "	—	—	—	—	—	1,32,301	1,05,295	1,10,019	90,065	1,08,924
Total Hardware, excluding Cutlery and Electro-plated ware . . "	—	—	—	—	—	1,93,425	1,30,029	1,41,348	1,21,079	1,36,299
INSTRUMENTS, APPARATUS, AND APPLIANCES, AND PARTS THEREOF—										
Electrical, including telegraph and telephone apparatus not being machinery—										
Electric fans and parts thereof . . "	—	—	—	—	—	4,347	9,300	22,451	12,715	9,449
Electric wires and cables—										
Rubber insulated . . "	—	—	—	—	—	14,344	54,727	23,643	30,719	1,07,695
Insulations other than rubber . . "	—	—	—	—	—	16,560	53,720	24,760	73,037	47,370
Bars Copper wire (Electrolytic) other than telegraph and telephone wires . . "	—	—	—	—	—	96,403	33,397	1,16,617	1,31,249	94,739
Electric lamps and parts thereof—										
Electrical glow lamps . . No.	1,122,207	813,323	1,042,066	1,443,155	1,717,936	5,30,735	5,64,726	7,67,917	9,75,413	21,65,703
Other sorts . . "	4,531	15,494	12,163	195	19,479	4,130	1,355	6,179	739	9,310
Electric lighting accessories, and fittings (including switches) Value	—	—	—	—	—	4,231	5,375	7,367	7,127	11,376
Electro-medical apparatus including X-Ray apparatus . . "	—	—	—	—	—	7,975	1,330	12,125	2,001	3,723
Electrical goods and apparatus not enumerated . . "	—	—	—	—	—	33,501	32,233	43,411	41,360	35,557
Total Electrical instruments . . "	—	—	—	—	—	7,13,331	8,16,213	10,29,470	12,75,474	14,35,931
Wireless apparatus (a) . . "	—	—	—	—	—	—	5,392	7,733	2,59,292	39,637
Musical . . . "	—	—	—	—	—	5,242	719	708	3,747	473
Other kinds . . . "	—	—	—	—	—	15,935	21,335	13,644	3,131	17,359
Total Instruments, Apparatus and Appliances, etc. . . "	—	—	—	—	—	7,34,508	8,44,164	10,51,560	15,46,644	15,93,449
IVORY—										
Unmanufactured . . Lbs.	3,476	15,956	11,133	23,737	37,132	79,737	1,26,333	36,301	1,33,917	3,03,476
JEWELLERY (excluding IMITATION JEWELLERY AND PRECIOUS STONES AND PEARLS, UNSET) ALSO PLATE OF GOLD AND SILVER—										
Plate of gold and silver Value	—	—	—	—	—	540	963	20,603	13	..
LEATHER—										
Leather Unwrought . . Cwts.	..	10	6	23	19	..	9,146	1,552	10,135	17,407
Manufactures (excluding boots and shoes and belting for machinery)—										
Pickers . . . "	243	211	402	504	401	43,214	36,214	63,333	31,165	70,199
Picking bands and straps . . . "	363	296	297	363	243	73,900	61,172	59,337	74,173	55,435
Other sorts . . . "	—	—	—	—	—	26,149	14,533	6,339	11,965	27,024
Total Leather . . . "	—	—	—	—	—	1,43,263	1,21,072	1,36,249	1,77,493	1,70,066

(e) Separately recorded from 1925-26.

NETHERLANDS—continued

IMPORTS THEREFROM—continued

ARTICLES	QUANTITY					VALUE				
	1924-25	1925-26	1926-27	1927-28	1928-29	1924-25	1925-26	1926-27	1927-28	1928-29
LIQUORS, including DENATURATED AND PERFUMED SPIRITS—										
Ale, beer, and porter . Gals.	78,359	162,915	164,575	246,432	254,600	1,02,087	8,79,857	8,75,497	5,22,165	5,40,700
Spirit—										
Brandy	1,341	681	584	256	681	5,642	6,295	5,626	928	6,38
Gin	9,855	10,765	12,282	12,299	10,250	76,790	83,426	93,636	94,041	70,78
Liqueurs	645	984	784	751	1,059	14,520	18,840	13,923	12,748	16,98
Whisky	541	339	142	143	675	2,391	703	464	500	4,116
Spirit present in drugs, medicines or chemicals	512	145	175	202	1,579	18,558	8,735	3,640	4,314	15,191
Spirit, perfumed	204	138	1,169	582	86	8,971	2,067	32,541	15,209	4,800
Other sorts	1,659	1,952	17,364	9,749	4,240	33,952	37,671	56,768	54,248	52,914
Total Spirit	14,257	14,904	32,500	23,982	18,570	1,55,764	1,52,787	2,06,607	1,82,043	1,71,193
Wines—										
Champagne and other sparkling wines	1,290	1,210	1,370	894	1,226	24,237	18,834	28,041	14,988	22,977
Still white wines other than sherry, madeira and marsala	578	682	1,181	833	974	6,679	7,149	15,329	10,347	12,387
Other sorts of wines	901	513	1,126	753	1,553	9,738	5,362	10,223	6,680	13,266
Total Wines	2,769	2,410	3,677	2,480	3,753	40,654	31,345	53,593	32,015	48,630
Total Liquors	90,385	180,329	200,752	272,894	277,013	3,88,505	5,57,439	6,35,702	7,48,123	7,60,588
MACHINERY AND MILLWORK—										
Prime-movers (other than electrical)—										
Other than locomotives—										
Oil Engines No.	5	1	8	3	1	1,926	2,747	38,425	49,753	3,525
Steam Engines	2	1	1	1	..	62,491	50,817	22,378	8,377	..
Electrical Machinery of all kinds, etc. Value	2,51,892	1,44,667	1,29,806	80,818	1,35,939
Machinery not being prime-movers or electrical machinery—										
Boilers	58,131	2,02,020	19,362	20,622	92,368
Metal working machinery including machine tools	18,943	5,768	7,332	11,519	3,604
Oil crushing and refining machinery	1,10,602	37,703	1,48,419	1,13,863	88,610
Refrigerating machinery	25,886	..	7,549
Rice and flour mill machinery	22,040	1,074	3,795	4,091	1,687
Sewing and knitting machines and parts thereof	19,928	10,648	177	65	120
Textile machinery—										
Cotton machinery	10,599	78,238	25,579	15,124	48,846
Jute machinery	4,037	..	12,035	21,420
Other sorts of machinery, excluding printing machinery	80,482	78,492	2,74,249	1,04,202	12,46,499
Total Machinery and Millwork	6,37,034	6,16,261	6,95,408	4,20,460	18,50,227
MANURES—										
Artificial and mineral manures Tons.	444	533	1,450	4,074	7,704	38,968	34,242	88,434	2,09,229	4,68,518
Other kinds	4	125	12	10	..	810	37,486	4,689	2,687
MATCHES Gross of boxes	20	28	..	68	..	54	90	..
METALS AND ORES—										
Aluminium—										
Wrought—										
Circles Cwts.	495	388	55,515	43,235
Other manufactures	12	..	27	..	8	1,509	..	3,007	61	1,454
Total Aluminium Wrought	507	388	27	..	8	57,024	43,235	3,007	61	1,454
Brass, Bronze, and similar alloys and manufactures thereof.	203	109	370	271	38	15,617	7,359	20,610	14,844	3,378
Copper—										
Ore Tons	..	995	4,053	58,765	2,12,507
Unwrought—										
Files, ingots, cakes, bricks, and slabs . Cwts.	3,300	4,417	4,300	1,90,067	2,11,816	38,495
Wrought—										
Sheets	648	301	..	20	..	39,249	18,070	..	1,318	..
Tubes	286	112	38	35	..	20,359	7,958	2,467	2,302	..
Other manufactures	317	472	37	42	57	26,395	31,035	2,149	2,373	5,583
Total Copper (excluding Ore).	5,051	5,302	4,375	97	57	2,76,070	2,63,929	43,111	5,938	5,583

No. 13—continued
NETHERLANDS—continued
IMPORTS THEREFROM—continued

ARTICLES	QUANTITY					VALUE				
	1924-25	1925-26	1926-27	1927-28	1928-29	1924-25	1925-26	1926-27	1927-28	1928-29
METALS AND ORES—continued						R	R	R	R	R
Iron—Manufactures—										
Bars and channels, Tons	7	34	..	27	..	1,765	3,052
Rice bowls . . . "	112	55	44	8	..	54,530	21,395	17,188	2,598	5
Total Iron . . . "	112	55	44	15	34	54,530	21,395	17,188	4,863	3,057
Steel—										
Angle and tee . . . "	18	92	338	2	11	1,426	8,300	29,974	450	1,064
Bars "	515	456	488	1	64	68,941	46,638	48,695	138	7,821
Other manufactures of steel "	2	6	14	..	17	1,458	1,783	2,445	..	1,163
Total Steel "	535	554	840	3	92	72,325	56,719	76,114	583	9,848
Iron or Steel—										
Beams, Channels, Pillars, Girders, etc. . . Tons	61	466	1,297	1,023	14	7,662	76,171	2,40,741	1,91,768	1,037
Bolts and nuts . . . "	590	528	618	582	370	1,67,385	1,15,220	1,31,341	1,16,104	90,002
Fencing materials (including fencing wire) . . . "	169	74	32	76	78	43,149	19,079	8,220	20,869	19,417
Hoops and strips . . . "	147	298	164	69	76	38,535	54,039	32,947	10,554	11,360
Nails, rivets and washers (excluding wire nails) . . . "	901	977	662	826	346	2,28,054	1,08,589	1,30,021	1,37,355	70,004
Pipes and fittings, cast . . . "	11	10	51	55	49	3,575	6,127	17,761	33,107	23,201
Rails, chairs and fish-plates, including those for railways (a) . . . "	1,360	1,180	2,726	1,742	705	1,98,018	1,15,576	2,50,276	1,59,322	72,535
Screws "	13	11	6	17	32	7,745	5,423	2,463	6,124	12,801
Sheets and plates—Galvanized—										
Plain "	14	..	215	298	..	3,820	..	57,766	59,936	..
Not galvanised or tinned "	1,584	919	103	195	3	2,21,674	1,06,819	12,595	31,291	1,017
Sleepers and keys of steel or iron for railways (b) . . . "	1,592	1,50,382
Tubes, pipes and fittings, wrought "	3,299	767	570	717	883	10,56,602	2,31,650	1,67,532	2,09,982	2,44,437
Wire nails "	738	70	78	56	174	1,02,572	12,684	13,477	10,446	23,550
Wire, other than fencing wire "	108	49	85	41	66	25,902	10,538	13,753	6,546	10,548
Other manufactures of iron or steel "	166	308	49	135	100	24,827	56,398	14,209	24,402	26,840
Total Iron or Steel "	9,661	5,667	6,656	5,832	4,488	21,24,520	10,09,019	10,93,102	10,17,768	7,61,601
Quicksilver Lbs.	10	..	1,375	57	..	8,437
Zinc or Spelter—Unwrought . . . Cwts.	1,000	101	220	23,669	2,932	4,111
Wrought or manufactured "	85	..	827	220	1,195	2,445	..	20,070	5,645	27,531
Metals, unenumerated "	80	22	62	20	143	5,877	1,760	6,344	1,201	4,429
Total Metals (excluding ores) . . . TONS	10,654	6,662	7,823	5,860	4,607	26,32,077	14,11,248	12,70,603	10,50,456	8,30,010
OILS—										
Essential Gals.	2,389	2,544	2,695	2,448	3,277	90,238	1,24,961	1,14,325	99,908	1,25,459
Mineral oils "	25,439	55	91,530	71,073	105,379	14,578	206	1,09,092	75,421	96,904
Vegetable oils (non-essential) "	704	7,299	1,402	1,195	16,921	3,445	23,966	4,811	3,667	56,723
PAINTS AND PAINTERS' MATERIALS—										
Paints and Colours—										
Barites Cwts.	198	1,193	1,241	26,336	..
Red Lead—Genuine, dry "	298	172	203	669	492	9,096	4,377	6,336	18,373	8,648
White Lead—Genuine, dry "	2,515	497	488	837	101	76,437	15,802	15,269	20,768	2,032
Zinc white—Genuine dry "	550	1,570	221	2,664	497	11,659	40,880	7,625	53,632	10,263
" moist "	260	95	634	3,651	610	6,038	2,802	19,162	96,702	15,890
Other sorts "	3,029	9,547	9,741	10,851	12,980	1,71,004	1,52,223	1,78,755	1,68,718	2,42,459
Total Paints and Colours "	11,587	11,881	11,480	19,865	14,680	2,74,234	2,16,687	2,23,388	4,34,523	2,79,292
Painters' materials Value	16,365	9,713	18,224	41,653	54,313
Total Paints and Painters' materials "	2,90,599	2,26,400	2,41,612	4,76,176	3,33,605

(a) Figures prior to 1925-26 exclude those for Railways,
(b) shown under " Railway plant and rolling stock " prior to 1928-29.

No. 13—continued
NETHERLANDS—continued
IMPORTS THEREFROM—continued

ARTICLES ^a	QUANTITY					VALUE				
	1924-25	1925-26	1926-27	1927-28	1928-29	1924-25	1925-26	1926-27	1927-28	1928-29
						fl	fl	fl	fl	fl
PAPER AND PASTEBOARD—										
Paper—										
Packing paper . . . Cwts.	11,811	12,068	16,900	15,804	10,101	1,63,375	2,03,357	2,55,158	2,20,487	2,75,703
Printing paper —										
News printing . . . "	10,828	18,659	11,937	13,509	4,236	2,37,076	2,46,478	1,78,578	1,86,230	73,411
Other sorts . . . "	23,546	18,656	22,759	36,119	40,971	4,84,905	4,63,177	4,49,183	6,84,897	7,94,526
Writing paper and envelopes—										
Writing paper in large sheets . . . "	12,475	12,335	10,255	18,674	20,726	3,29,590	2,93,133	4,38,068	3,97,727	4,36,400
Note and letter paper and envelopes . . . "	353	257	39	3	120	9,497	6,144	1,784	452	2,407
Envelopes imported separately . . . "	171	180	308	152	246	6,840	9,012	12,719	6,168	9,692
Other kinds of paper . . . "	1,633	1,850	2,195	1,283	3,195	34,576	46,561	58,291	25,259	70,906
Paper manufactures . . . "	277	217	31	164	562	16,833	7,437	2,202	4,730	18,043
Pasteboard, millboard, and cardboard of all kinds—										
Straw boards . . . "	114,221	105,842	138,628	142,058	114,712	8,73,599	11,98,618	9,46,671	9,41,452	7,76,540
Other kinds . . . "	3,050	2,575	4,278	1,723	2,135	33,292	42,664	53,262	23,245	41,968
Manufactures of pasteboard, millboard, and cardboard . . . "	614	81	78	1,485	76	4,198	1,609	1,780	12,663	2,061
Total Paper and Pasteboard . . . "	187,977	232,729	210,507	231,049	206,080	22,48,781	25,18,190	23,92,704	25,11,310	25,01,807
PAPER MAKING MATERIALS—										
Pulp of wood . . . Cwts.	..	3,864	20,000	41,890	2,05,195
PERFUMERY not being PRESUMED SPIRITS . . . Value										
Colours . . . "	—	—	—	—	—	18,736	25,587	33,256	37,030	63,261
Precious stones and pearls, unset—	—	—	—	—	—	9,755	9,692	9,341	630	851
Diamonds . . . "	—	—	—	—	—	23,802	6,06,343	7,72,712	9,13,982	4,66,996
Other precious stones . . . "	—	—	—	—	—	4,462	234	9,040	1,96,098	421
PRINTING AND LITHOGRAPHING MACHINERY AND MATERIALS (excluding paper) . . . "										
—	—	—	—	—	—	34,625	19,116	33,157	33,376	52,153
PROVISIONS AND OILMAN'S STORES (including FISH AND FRUITS AND VEGETABLES, CANNED OR BOTTLED—										
Bacon and hams . . . Cwts.	61	9	58	119	217	4,359	1,417	4,746	19,027	24,584
Biscuits and cakes . . . "	421	560	416	749	759	42,199	47,344	34,504	73,648	61,376
Butter (including canned) . . . "	..	2	..	16	15	46	362	..	3,299	2,910
Canned and bottled provisions (not specified elsewhere) . . . "	30,389	199,692	230,799	6,426	7,526	18,40,180	86,46,208	1,27,04,627	1,85,931	2,40,235
Vegetable products: (a) . . . "	—	—	—	87 ^b , 257	400,873	—	—	—	1,61,45,491	1,54,63,713
Cheese (including canned) . . . "	6,267	6,794	7,623	17,621	6,932	7,24,545	7,62,954	7,54,268	6,86,243	6,51,002
Cocoa and chocolate . . . "	773	877	876	789	761	1,19,469	1,45,371	1,37,204	1,31,969	1,18,646
Confectionery . . . "	240	500	720	1,782	1,232	23,842	36,659	54,570	51,547	33,234
Farinaceous and patent foods . . . "	191	32	869	941	1,570	7,451	1,232	15,810	13,394	20,959
Ghi . . . "	635	1,523	42,202	94,029
Jams and jellies . . . "	15	108	103	334	515	969	2,846	4,871	13,734	18,900
Milk, condensed and preserved (including milk cream) . . . "	38,688	68,274	91,322	119,641	140,070	16,89,997	22,17,315	27,71,737	32,83,954	36,60,211
Others . . . Value	—	—	—	—	—	7,29,423	23,155	52,233	9,044	7,663
Total Provisions and Oilman's stores . . . "	—	—	—	—	—	52,29,592	1,19,77,990	1,65,84,120	2,06,40,981	2,03,53,968
RAILWAY PLANT AND ROLLING STOCK—										
Carriages and parts thereof . . . "	—	—	—	—	—	1,68,164	4,886	36,832	31,428	—
Wagons and parts thereof . . . "	—	—	—	—	—	4,49,612	1,705	48,309	..	—
Locomotive Engines and tenders and parts thereof . . . "	—	—	—	—	—	10,376	1,401	6,54,990	1,018	—
Materials for constructions—										
Rails, chairs and fish-plates (including those for railways (b)) . . . Tons	580	—	—	—	—	54,519	—	—	—	—
Sleepers and key of steel or iron . . . "	48	47	505	243	—	4,880	7,832	51,108	47,530	—
Other kinds of materials . . . "	950	108	172	8	—	3,48,512	17,683	27,179	1,071	—
Total Railway plant, etc. . . Value	—	—	—	—	—	10,45,063	33,507	8,13,418	51,047	—

(a) Separately recorded from 1927-28.
(b) Included with "rails, chairs, etc." under "Iron or Steel" from 1925-26, discontinued from 1928-29.

No. 13—continued
NETHERLANDS—continued
IMPORTS THEREFROM—continued

ARTICLES	QUANTITY					VALUE				
	1924-25	1925-26	1926-27	1927-28	1928-29	1924-25	1925-26	1926-27	1927-28	1928-29
RUBBER—										
Manufactures—										
Pneumatic cycle covers No.	11,395	21,728	16,685	200	1,022	24,800	52,116	36,775	302	2,580
Other manufactures, except apparel, boots and shoes Value	—	—	—	—	—	12,446	6,603	17,805	8,887	9,063
Total Rubber manufactures	—	—	—	—	—	37,254	58,719	54,580	8,749	11,642
SEEDS—										
Essential Tons	122	157	335	49	218	32,778	43,586	1,02,871	25,070	79,739
Other sorts	59	80	17,332	25,976	100	..	183
Total Seeds	181	237	335	49	218	50,110	69,562	1,02,771	25,070	79,922
SMOKERS' REQUISITES (excluding TOBACCO) Value	—	—	—	—	—	231	663	21,548	1,975	1,550
SOAP Cwts.	87	723	8,346	1,487	2,160	6,480	22,502	1,08,051	41,447	52,649
STARCH AND FARINA—										
Starch	8,471	7,483	6,404	4,612	73,868	1,23,064	1,51,253	1,09,430	1,04,724	2,61,121
Farina and potato flour	59,837	37,137	51,992	57,571	35,636	7,00,853	5,15,248	6,19,390	7,08,385	4,02,170
Total Starch and Farina	69,308	44,620	58,396	62,183	49,504	8,93,717	6,66,496	7,28,820	8,13,111	6,64,291
STATIONERY (excluding PAPER)—										
Pencils (excluding slate pencils) Dozens	6,668	151	120	784	276	3,079	128	88	412	296
Other sorts Value	—	—	—	—	—	11,968	16,471	12,239	18,723	12,346
Total Stationery	—	—	—	—	—	15,047	16,599	12,327	19,135	12,642
SUGAR—										
Sugar 16 Dutch standard and above Tons	6	273	1,682	..	96	2,862	70,132	3,27,677	585	12,683
Sugar 15 Dutch standard and below	..	1	282
Beet sugar	139	487	2,088	738	1,470	42,220	1,06,919	4,44,075	1,47,710	2,94,785
Total Sugar	145	761	3,720	738	1,566	45,082	1,79,388	7,71,752	1,48,295	3,07,468
TALLOW AND STEARINE—										
Grease Cwts.	284	9	..	20	..	11,199	492	..	634	..
Other sorts	2,099	211	1,218	611	1,909	88,876	18,449	49,751	33,058	70,582
Total Tallow and Stearine	2,383	220	1,218	631	1,909	99,775	18,941	49,751	33,692	70,582
Tea, Black Lbs.	50,466	33,143
TEXTILES—										
Cotton—										
Manufactures—										
Twist and yarn Lbs.	580,595	473,075	486,435	587,965	..	12,13,916	9,34,269	8,77,641	9,01,317	..
Blankets	1,494,680	1,599,814	1,922,573	2,397,242	1,978,813	13,49,234	13,84,459	14,43,401	15,06,508	12,63,183
Handkerchiefs No.	36,500	27,367
Shawls	15,500	83,676	1,031	19,800	11,000	31,383	1,37,448	1,323	20,663	13,123
Piece goods—										
Grey (unbleached) Yards	6,000	26,504	34,160	102	638	1,760	7,667	3,577	123	912
White (bleached)	5,402,054	6,327,910	5,955,971	7,505,704	8,414,536	29,89,458	29,96,183	25,43,305	20,41,905	32,85,562
Coloured, printed or dyed—										
Printed goods	943,977	1,723,445	995,050	2,717,139	6,486,179	6,60,673	11,74,831	5,00,762	14,99,581	33,61,503
Dyed goods	1,973,395	2,586,378	4,278,312	4,223,456	3,428,274	10,65,330	12,70,085	19,07,659	15,41,923	14,37,887
Woven coloured goods	3,290,418	5,790,928	8,424,125	5,129,215	1,341,325	23,16,802	38,99,706	50,30,679	27,24,330	7,47,520
Thread, sewing Lbs.	46,365	57,846	81,732	143,522	144,095	1,16,197	1,27,312	2,90,059	4,60,517	4,65,343
Other sorts of manufactures Value	—	—	—	—	14,318	73,897	54,355	93,487	1,22,953	37,645
Total Cotton manufactures (including Twist and yarn)	—	—	—	—	—	97,93,026	1,19,37,315	1,27,87,594	1,22,50,230	1,06,02,683

No. 13—continued
NETHERLANDS—continued
IMPORTS THEREFROM—concluded

ARTICLES	QUANTITY					VALUE				
	1924-25	1925-26	1926-27	1927-28	1928-29	1924-25	1925-26	1926-27	1927-28	1928-29
TEXTILES—continued						R	R	R	R	R
Haberdashery and Millinery—										
Lace and embroidery Value	—	—	—	—	—	95,954	15,821	11,039	23,410	1,15,185
Other sorts	—	—	—	—	—	87,390	42,277	50,929	28,220	49,708
Jute manufactures—										
Gunny cloth Yards	538,850	1,244,110	972,945	..	141,265	60,491	1,25,096	1,52,923	..	11,659
Silk manufactures—										
Goods of silk mixed with other materials	11,040	19,804	21,460	39,100	19,168	19,035	35,963	35,407	58,861	27,082
Silk piece goods	132	1,205	396	3,191	2,461	422	945	3,044	2,401	1,279
Other sorts Lbs.	816	2,970	6,238	1,888	1,000	7,781	5,637	10,922	3,509	2,308
Total silk manufactures (including silk yarn, noils and warps) Value	—	—	—	—	—	27,188	42,545	50,278	59,861	31,564
Wool, manufactures—										
Yarn and knitting wool Lbs.	702	8,352	944	1,435	335	2,290	20,074	1,149	1,070	1,212
Blankets	12,188	58,400	2,469	..	22,074	7,129	33,063	4,088	..	14,351
Piece goods Yards	165,416	154,742	172,748	268,158	201,175	6,48,109	5,79,575	6,25,055	3,95,641	7,23,090
Shawls No.	492	7,250	9,910	1,775	250	3,206	35,230	44,952	6,789	1,796
Other sorts Value	—	—	—	—	—	4,960	4,203	19,072	9,857	10,070
Total Woollen manufactures (including yarn and knitting wool)	—	—	—	—	—	6,65,694	6,72,145	6,95,166	9,13,957	7,50,489
Artificial Silk—										
Artificial silk yarn . Lbs.	36,740	129,790	358,287	505,900	707,370	1,19,425	3,67,840	7,09,219	10,72,859	13,39,251
Piece goods of cotton and artificial silk . Yards	21,995	24,276	35,206	107,104	102,435	20,923	36,779	35,862	1,10,580	86,395
TOBACCO—										
Unmanufactured . Lbs.	62,722	44,814	45,684	69,439	9,354	76,403	52,075	56,386	95,786	74,251
Manufactured—										
Cigars	5,875	9,819	7,229	8,738	7,052	37,689	54,510	44,319	45,187	40,697
Other sorts	1,858	3,916	733	1,073	103	3,239	8,337	4,056	4,358	225
Total Tobacco	70,455	58,549	53,646	79,255	16,509	1,17,331	1,14,922	1,04,761	1,45,326	1,15,173
FOYS AND REQUISITES FOR GAMES AND SPORTS, including Fishing tackle Value	—	—	—	—	—	11,909	7,632	16,109	10,357	25,760
UMBRELLAS AND UMBRELLA FITTINGS	—	—	—	—	—	43,758	10,996	3,792	17,566	5,915
VEHICLES, excluding LOCOMOTIVES, ETC., FOR RAILWAYS—										
Carriages and carts not mechanically propelled and parts thereof (excluding Railway carriages, trucks, etc.)—										
Carriages and carts not mechanically propelled, etc. (excluding railway carriages, trucks, etc.) No.	7	345	98	60	1	1,629	33,482	10,016	3,946	255
Parts of carriages and carts (excluding rubber tyres) Value	—	—	—	—	—	17,144	10,111	30,340	5,268	6,572
Perambulators and parts thereof	—	—	—	—	5	..	120	..	110	882
Total Carriages and Carts, etc.	—	—	—	—	—	18,773	43,713	40,356	9,324	7,709
Cycles (other than motor cycles) and parts thereof and accessories	—	—	—	—	—	13,080	34,766	37,659	30,182	58,774
Mechanically propelled vehicles (excluding railway locomotives and tractors)	—	—	—	—	—	36,740	27,329	77,878	97,573	1,73,377
WOOD AND TIMBER—										
Manufactures of wood other than furniture and cabinetware	—	—	—	—	—	2,498	429	3,222	11,958	16,970
POSTAL ARTICLES NOT SPECIFIED	—	—	—	—	—	1,423	2,491	1,441	33,866	9,613
ALL OTHER ARTICLES OR MERCHANDISE	—	—	—	—	—	63,488	40,285	61,957	42,351	1,47,156
GRAND TOTAL	—	—	—	—	—	2,97,32,144	3,69,24,514	4,66,26,070	4,80,60,422	4,76,78,761

No. 13—continued
NETHERLANDS—continued

EXPORTS THERE TO

INDIAN MERCHANDISE

ARTICLES	QUANTITY					VALUE				
	1924-25	1925-26	1926-27	1927-28	1928-29	1924-25	1925-26	1926-27	1927-28	1928-29
BUILDING AND ENGINEERING MATERIALS, other than OF IRON, STEEL, OR WOOD						R	R	R	R	R
CASHMERE Cwts.	—	—	200	—	—	—	—	—	1,42,500	3,01,172
COFFEE " Value	15,708	2,006	13,187	29,802	15,464	48,000	50,154	6,750	25,51,277	12,85,638
COIR— Manufactured (excluding rope)	5,002	3,669	4,698	5,903	5,525	13,84,531	11,82,379	11,71,501	20,90,759	18,38,601
Cordage and Rope of Vegetable Fibre (excluding jute and cotton)	361	3	8,516	105
DRUGS AND MEDICINES (excluding CHEMICALS AND NARCOTICS)— NUXIOMICA "	4,401	14,228	11,647	12,998	5,340	30,779	93,992	71,887	71,966	32,746
DYEING AND TANNING SUBSTANCES—										
Cutch and Gambier "	5,438	4,800	3,047	4,868	4,258	1,31,921	1,34,549	81,618	92,116	80,043
Myrobalans "	34,308	22,052	55,856	65,542	46,975	2,60,541	2,18,098	4,29,028	5,51,147	3,65,728
Myrobalan extracts "	300	381	100	2,073	1,244	3,838	4,860	1,278	28,925	20,905
Other sorts "	170	256	108	1,827	339	12,350	16,140	11,383	18,056	6,633
Total Dyeing and Tanning Substances "	40,216	27,489	59,511	74,310	52,816	4,09,150	3,78,647	5,23,307	6,93,243	4,79,303
FIBRE FOR BRUSHES AND BROOMS	549	473	640	573	461	2,56,327	2,07,511	2,81,965	2,57,264	2,15,797
FODDER, BEAN, AND POLLARDS (excluding oilcake)—										
Rice bran "	201	100	..	3,405	3,763	14,000	4,978	..	1,57,949	1,90,084
Other sorts of fodder "	46	100	..	1,877	5,625	..
FRUITS AND VEGETABLES Value	3,476	4,827	12,216	27,945	3,621
FURNITURE AND CABINET-WARE	768	7,870	1,221	1,700	1,441
GRAIN, PULSE AND FLOUR—										
Barley Tons	8,191	396	..	3,056	13,402	9,33,304	51,043	..	3,59,792	15,02,376
Jowar and Bajra "	148	..	149	16,902	..	17,448
Maize "	935	828	..	940	1,910	1, 05,907	82,792	..	94,005	1,91,438
Pulse—										
Beans "	175	25	21,000	2,556
Gram "	30,417	3,349	33,97,903	4,39,930
Other sorts "	21,113	2,412	7,547	4,519	3,209	23,97,158	2,91,996	10,70,705	5,22,991	4,21,183
Total of Pulse "	51,705	5,761	7,547	4,519	3,234	58,16,061	7,31,928	10,70,705	5,72,991	4,22,789
Rice in the husk (paddy) "	900	74,354
Rice, not in the husk— Boiled rice "	100	2,237	21,318	3,96,851
Cleaned rice "	73,621	93,465	69,332	96,010	72,562	1,17,84,048	1,36,11,342	1,02,44,238	1,40,63,771	1,01,91,008
Broken cleaned rice "	2,950	900	825	4,13,237	1,02,187	96,911
Other sorts "	16,900	7,826	19,747	25,56,326	12,16,075	31,80,003
Total Rice not in the husk "	98,471	102,191	89,079	96,010	75,624	1,47,75,429	1,49,20,604	1,33,94,330	1,40,63,771	1,06,84,765
Rice flour and ground rice "	34	6,850	..
Wheat "	17,060	900	650	27,34,282	1,57,466	91,000
Other sorts "	..	108	13	35	138	..	15,150	1,935	6,920	23,686
Total Grain, Pulse and Flour "	176,540	109,634	96,788	104,594	95,858	2,43,82,385	1,59,18,581	1,44,84,418	1,51,04,419	1,30,81,407
GUMS AND RESINS Cwts.	3,179	21	249	36,161	1,400	6,800
Hardware and cutlery, including plated ware Value	4,231	1,401	2,547	11,432	11,699
HIDES AND SKINS, RAW—										
Hides, raw—										
Buffalo hides } Tons	176	140	118	140	201	1,28,177	1,58,353	62,654	82,251	1,43,541
—No.	20,039	32,160	9,616	19,562	47,789					
Cow hides } Tons	228	269	369	555	1,587	3,27,804	3,63,582	3,89,574	6,30,674	18,33,683
—No.	54,608	77,655	121,299	163,260	4,47,634					
Calf skins } Tons	2	13	77	137	..	995	15,378	1,39,509
—No.	179	..	500	4,450	35,564					
Other hides } Tons	2	2,497
—No.	584					
Total Hides, raw } Tons	404	409	489	708	1,367	4,56,168	5,21,935	4,53,223	7,37,498	21,19,280
—No.	74,826	109,815	131,414	187,272	5,31,571					
Skins, raw—										
Goat skins } Tons	1,211	606	562	657	485	37,33,146	15,95,262	21,39,991	25,34,278	17,85,273
—No.	2,002,243	949,861	1,123,783	1,365,718	875,323					
Sheep skins } Tons	2	1	1	5	21	1,225	750	1,350	5,375	31,358
—No.	1,600	1,000	1,200	5,700	30,318					
Other skins } Tons	1	..	25	..	2,100	20,400	9,300	56,298
—No.	..	12,300	15,050	6,850	32,485					
Total Skins, raw } Tons	1,213	607	564	662	531	37,34,371	15,98,112	21,60,741	25,86,833	18,22,928
—No.	2,003,343	963,161	1,145,033	1,378,268	933,025					
Total Hides and Skins, raw (excluding cuttings of hides and skins, raw) } Tons	1,817	1,093	1,053	1,370	2,398	42,40,539	21,20,047	26,13,964	32,65,651	39,42,158
—No.	2,028,669	1,072,976	1,276,447	1,365,540	14,69,596					

NETHERLANDS—continued

EXPORTS THERE TO—continued

INDIAN MERCHANDISE—continued

ARTICLES	QUANTITY					VALUE				
	1924-25	1925-26	1926-27	1927-28	1928-29	1924-25	1925-26	1926-27	1927-28	1928-29
HORNS, TIPS AND PIECES OF HORN(a) Cwts.	1,204	2,399	4,540	9,280	7,753	15,524	45,339	81,955	1,74,813	1,53,353
KAPOK "	13,201	14,975	15,844	15,571	6,981	7,31,680	8,67,872	9,22,159	7,64,889	2,98,083
LAC—										
Button "	119	257	231	38	340	25,035	39,390	21,300	5,625	50,145
Shell "	643	1,959	1,331	1,782	3,271	1,09,694	2,57,330	1,25,716	2,80,814	4,20,000
Stick "	84	774	1,333	972	737	12,250	78,036	86,503	90,771	56,166
Other kinds "	10,082	12,833	8,846	2,345	338	3,63,550	3,33,633	2,02,285	1,02,129	20,400
Total Lac "	10,908	15,823	11,741	5,082	4,686	5,10,529	7,08,359	4,30,754	4,20,339	5,47,811
LEATHER—										
Hides, tanned or dressed—										
Cow hides { Tons 2						4,950		45		
Cow hides { —No. —900										
Calf skins { Tons ..			1					649		
Calf skins { —No. ..			—350							
Skins, tanned or dressed—										
Goat skins { Tons 25	21	19	33	24	1,86,918	1,22,750	1,26,566	2,18,902	1,68,959	
Goat skins { —No. —62,640	—68,286	—70,230	—137,202	—1,04,100						
Sheep skins { Tons 28	37	11	38	23	1,60,542	1,68,466	59,813	1,73,637	1,06,100	
Sheep skins { —N o. —20,437	—167,670	—46,350	—158,139	—1,06,054						
Other skins { Tons ..					45			896		
Other skins { —No. —20			—448							
Total Hides and skins, tanned or dressed { Tons 55	58	31	71	47	3,52,455	2,91,216	1,87,073	3,93,435	2,70,059	
Total Hides and skins, tanned or dressed { —No. —154,047	—235,956	—116,932	—295,789	—2,10,154						
MANURES—										
Bones—										
Crushed Tons 300	421	152	741	446	97,500	50,478	17,522	91,417	53,561	
Uncrushed " 1					240					
Bonemeal " 30		261	210	320	3,000		15,243	9,212	36,270	
Total Bones " 331	421	413	951	766	1,00,740	50,478	32,765	1,00,629	91,831	
Fish manures " ..		25	261	402			1,364	32,515	70,368	
METALS AND ORES—										
Chromite (or chrome iron ore) " 3,700	3,202	100	3,900	3,600	1,11,000	96,060	3,000	1,17,000	1,23,000	
Lead, pig Cwts. 8,000	2,000			35,001	67,491	49,995			4,90,007	
Manganese ore Tons ..	3,010	13,300	15,000	8,001		88,312	3,97,000	4,29,500	2,40,025	
Tin Cwts. 7,159	6,997		8,803	6,290	18,176	18,080		22,554	19,997	
Other metals " ..	840	1,038	618	409	1,895	2,548	5,749	4,339	9,264	
Total Metals and Ores Tons 4,208	6,704	13,452	19,376	13,086	1,98,562	2,54,995	4,05,749	5,73,393	8,82,278	
Mica Cwts. 829	143	12	25	142	97,748	13,939	1,500	1,300	10,040	
OILS—										
Animal Gals. 52,938	47,375				58,170	49,303				
Essential—										
Lemongrass oil " 2,018	2,521	1,232	1,632	3,986	37,099	47,267	21,148	28,148	67,898	
Vegetable, non-essential—										
Castor " ..	19,808		6,089	15,778		55,134		18,000	34,500	
Coconut " 19,539	40,305	55,942	20,203	44,001	46,387	1,00,668	1,31,039	46,496	1,02,405	
Other sorts of oils " 28	84	59		792	750	4,125	1,875		2,020	
Total Oils " 74,514	110,093	57,230	27,924	64,557	1,42,406	2,56,547	1,54,662	87,644	2,07,423	
OIL CAKES Tons 2,458	5,498	14,589	32,091	47,158	4,36,857	3,42,348	19,00,283	37,56,384	59,52,995	
PARAFFIN WAX " 880	2,025	2,324	4,191	6,207	4,01,189	3,80,913	12,84,977	19,08,767	28,37,869	
PROVISIONS AND OILVAT'S STORES Value —					3,016	1,849	7,925	2,130	3,537	
RUBBER, RAW Lbs. 57,701	23,783	44,980			36,897	23,783	44,980			

(a) Figures prior to 1925-26 include "Bonemeal".

No. 13—continued
NETHERLANDS—continued
EXPORTS THERE TO—continued

INDIAN MERCHANDISE—concluded

ARTICLES	QUANTITY					VALUE				
	1924-25	1925-26	1926-27	1927-28	1928-29	1924-25	1925-26	1926-27	1927-28	1928-29
						ƒ	ƒ	ƒ	ƒ	ƒ
SEEDS—										
Castor . . . Tons	281	100	79,845	20,349
Copra or coconut kernel	123	40,530
Groundnuts . . . "	89,057	75,412	76,729	112,106	132,488	1,13,30,834	2,01,49,628	1,95,20,757	2,89,85,503	3,32,71,359
Linseed . . . "	20,215	16,808	4,815	4,800	445	54,85,104	44,42,207	9,82,253	9,09,060	81,334
Mustard . . . "	169	248	73	55	271	51,888	85,292	25,802	10,012	79,359
Mowra or Mowra . . . "	8,850	..	450	14,24,078	..	60,562
Niger . . . "	25	8	123	149	49	4,870	1,575	25,151	34,628	13,228
Poppy . . . "	1,475	2,000	610	900	..	4,10,483	5,64,351	1,80,570	3,12,625	..
Rape . . . "	33,108	6,260	11,112	8,974	11,853	77,55,264	15,17,041	25,69,231	19,68,104	25,75,783
Sesamum (oil or flax) ..	2,628	6,046	..	1,956	3,650	7,44,362	17,68,464	..	5,44,342	2,54,934
Other sorts . . . "	3	..	89	102	40	4,040	..	14,435	20,185	12,057
Total Seeds . . . "	96,959	106,972	102,524	129,042	149,246	2,58,76,490	2,85,42,865	2,47,83,816	3,28,50,474	3,70,57,686
SPICES—										
Ginger . . . Cwts.	100	235	50	50	160	4,091	8,895	1,023	2,250	0,273
Cardamoms . . . "	60	20	45	10	28	25,560	7,400	15,016	3,000	7,650
Pepper . . . "	455	1,812	2,172	1,210	550	14,689	1,01,975	1,31,250	95,800	48,550
Total spices . . . "	615	1,567	2,268	1,270	738	44,340	1,18,270	1,47,289	1,00,850	62,473
TEA, BLACK . . . Lbs.	109,528	30,206	88,035	20,555	66,463	66,108	22,011	55,513	15,967	68,123
TEXTILES—										
Cotton—										
Raw . . . Tons	6,754	8,474	5,378	6,278	9,047	1,00,85,828	1,09,06,619	50,44,273	59,53,460	87,01,755
Waste . . . Cwts.	3,390	10,074	23,686	17,119	13,070	74,955	2,43,395	5,00,716	4,02,614	1,67,758
Manufactures . . . Value	—	—	—	—	—	..	7,971	3,790	2,715	221
Hemp—										
Raw . . . Cwts.	3,060	1,324	968	76,950	36,921	16,650
Jute—										
Raw . . . Tons	10,886	12,937	10,833	20,948	17,072	44,32,942	77,72,315	36,42,258	69,52,500	61,05,110
Manufactures—										
Gunny bags . . . No.	906,200	640,300	586,800	1,321,125	1,240,450	3,57,352	3,61,563	2,34,956	6,21,026	6,20,776
" cloth . . . Yards	1,730,000	700,000	3,32,239	1,33,023
Wool, raw . . . Lbs.	229,597	69,729	2,016	5,376	18,144	1,73,477	69,700	1,560	2,520	5,700
Manufactures— Carpets and rugs ..	4,544	1,856	2,736	1,581	224	21,335	7,019	4,861	5,300	600
TOBACCO—										
Unmanufactured . . . "	12,226,127	4,467,923	1,793,526	1,871,957	734,380	22,78,093	9,11,686	3,20,323	3,06,724	1,62,560
WAX OF ALL KINDS OTHER THAN PARAFFIN WAX (excluding Candles) . . . Cwts.	83	220	3,800	7,700
WOOD AND TIMBER—										
Timber, other than railway sleepers—										
Teak wood . . . Cubic Tons	1,629	3,948	3,151	3,842	4,031	4,36,714	11,23,068	9,35,433	11,43,242	11,95,705
Sandal wood . . . Tons	49	71	12	87,016	1,24,290	17,847	..	256
Other kinds of wood and timber . . . Value	—	—	—	—	—	5,404	5,209	4,865	2,575	39,618
Total Wood and Timber . . . "	—	—	—	—	—	5,29,134	12,52,597	9,58,198	11,45,817	12,35,577
Postal Articles . . . "	—	—	—	—	—	55,419
ALL OTHER ARTICLES OF MERCHANDISE . . . "	—	—	—	—	—	34,061	49,477	93,269	1,09,652	1,11,389
GRAND TOTAL . . . "	—	—	—	—	—	7,99,06,916	7,69,12,741	6,21,97,520	8,10,89,887	8,70,58,965

No. 13—continued
NETHERLANDS—concluded
EXPORTS THERE TO—concluded

FOREIGN MERCHANDISE

ARTICLES	QUANTITY					VALUE				
	1924-25	1925-26	1926-27	1927-28	1928-29	1924-25	1925-26	1926-27	1927-28	1928-29
						R	R	R	R	R
APPAREL (including DRAPEY, UNIFORMS, ACCOUTREMENTS BUT excluding HOSIERY AND BOOTS AND SHOES) . Value	—	—	—	—	..	260	2,471	2,686	3,720	11,430
DRUGS AND MEDICINES (excluding ORNICALS AND NARCOTICS). Value	—	—	—	—	22,208	883	2,476
DYEING AND TANNING SUBSTANCES—										
Aniline . . . Lbs.	1,102	3,400	285	3,239	..	2,500	8,906	712	4,345	..
Fruits and vegetables . Value	—	—	—	—	—	..	12,130	195	175	11,763
HARDWARE (excluding cutlery and electroplated ware) . Value	—	—	—	—	—	3,661	23,687	31,576	36,558	40,062
HIDES AND SKINS, RAW—										
Skins, Raw . . . { Tons { No.	8 29,352	8 26,153	5,29,919	3,27,938	..	3,641	..
INSTRUMENTS, APPARATUS AND APPLIANCES AND PARTS THEREOF . Value	—	—	—	—	—	950	201	5,423	4,055	3,000
LIQUORS—										
Ale, Beer and Porter . Gals.	..	4,529	..	68	14	..	18,090	..	138	25
MACHINERY AND MILLWORK Value	—	—	—	—	—	23,550	..	8,050	6,409	13,262
METALS AND ORES—										
Iron or Steel . . . Tons	173	80	80	225	31	11,613	1,960	1,150	12,362	2,427
Tin— Unwrought (blocks ingots, bars and slabs) . Owtz.	3,005	2,000	1,000	10,050	5,557	2,500
OILS Gals.	..	38	127,475	..	12	..	285	47,523	..	466
PAINTS AND COLOURS . Owtz.	356	23	40	23	..	30,798	2,231	1,643	529	14
PROVISIONS AND OILMAN'S STORES "	383	163	372	303	148	29,494	12,716	26,569	32,198	13,961
RUBBER—										
Manufactures . . . Value	—	—	—	—	—	19,604
TEXTILES—										
Cotton—										
Twist and yarn . . . lbs.	5,707	400	17,014	760
Manufactures—										
Thread, sewing . . "	2,596	603	..	2,797	1,378	5,625	1,950	..	9,585	4,800
Silk manufactures . Value	—	—	—	—	—	..	30,000	..	2,364	..
Wool, Raw . . . lbs.	..	26,13	70	19,014	11,424	..	16,000	105	13,064	4,250
" manufactures . Value	—	—	—	—	—	19,500	1,836	12,663	33,529	46,951
Tobacco Lbs.	2,559	4,831	5,366	9,210
ALL OTHER ARTICLES OF MERCHANDISE . . . Value	—	—	—	—	—	14,765	41,932	66,892	15,783	55,062
GRAND TOTAL	—	—	—	—	—	7,11,105	5,08,780	2,27,348	1,87,762	2,21,804
GRAND TOTAL OF INDIAN AND FOREIGN MERCHANDISE	—	—	—	—	—	8,06,18,111	7,65,27,501	6,24,24,868	5,12,77,649	8,72,80,769

No. 13—continued

BELGIUM
IMPORTS THEREFROM

ARTICLES	QUANTITY					VALUE				
	1924-25	1925-26	1926-27	1927-28	1928-29	1924-25	1925-26	1926-27	1927-28	1928-29
APPAREL (excluding HOSIERY AND BOOTS AND SHOES)—						R	R	R	R	R
Apparel (including drapery, uniforms and accoutrements) . . . Value	—	—	—	—	—	11,167	10,843	15,096	27,225	16,443
Othersorts . . . "	—	—	—	—	—	2,046	769	3,672	70	166
Total Apparel . . . "	—	—	—	—	—	13,213	11,612	18,768	27,295	16,609
ARMS, AMMUNITION, AND MILITARY STORES—										
Cartridge cases— Filled (a) . . . No.	93,250	4,776,856	107,756	424,875	—	7,363	1,04,412	7,545	22,755	—
Shot gun cartridges, filled Rifle and other cartridges . . .	—	—	—	—	767,850	—	—	—	—	39,767
Explosives— Blasting fuse . . . Lbs.	—	—	49,952	76,723	78,077	—	—	—	—	5,464
Dynamite . . . Coils	—	—	149,400	242,700	192,000	—	—	25,325	39,438	30,206
Gelatine dynamite . . . Lbs.	—	—	15,000	—	—	—	—	20,902	—	—
Detonators . . . No.	—	—	105,000	—	—	—	—	1,65,966	—	—
Others . . . Value	—	—	740,000	—	—	—	—	36,981	—	—
Total Explosives . . . "	—	—	—	—	—	—	—	2,57,749	39,438	30,206
Firearms and parts thereof . . . "	—	—	—	—	—	2,32,273	1,97,663	1,54,960	1,37,320	1,60,974
Other sorts . . . "	—	—	—	—	—	6,102	3,725	3,260	15,555	5,927
Total Arms, Ammunition, and Military stores . . . "	—	—	—	—	—	2,45,788	3,95,700	4,23,504	2,15,068	2,42,423
ASBESTOS—										
Manufactures . . . "	—	—	—	—	—	1,07,260	94,886	1,13,004	1,47,663	2,20,565
BRUSHING FOR MACHINERY OF LEATHER . . . "										
BOOKS PRINTED AND PRINTED MATTER (not being STATIONERY) including MAPS AND CHARTS . . . Cwts.	40	17	258	73	32	6,086	4,121	14,753	9,503	4,042
BOOKS AND SHOES . . . Pairs	1,583	1,945	1,077	39,857	41,519	9,644	16,568	4,624	59,053	91,843
BRUSHES AND BROOMS . . . dozen	1,125	1,677	1,868	4,393	8,510	3,533	5,146	4,229	7,142	14,042
BUILDING AND ENGINEERING MATERIALS other than OF IRON, STEEL OR WOOD—										
Asphalt . . . Tons	1	..	55	..	5	196	..	5,560	132	3,855
Bricks, other than fire-bricks . . . No.	20,500	12	1,562	10
Cement—										
Portland . . . Tons	311	1,729	2,085	1,557	2,362	40,057	33,563	1,07,064	76,571	1,21,343
Other kinds . . . "	84	37	15	19	5	3,675	4,637	535	1,079	373
Total Cement . . . "	395	1,766	2,100	1,576	2,367	43,932	38,140	1,08,249	77,650	1,22,221
Tiles . . . No.	1,760,912	2,997,703	3,983,559	2,758,148	3,639,505	3,04,664	4,43,791	6,09,349	3,50,726	4,40,907
Other sorts . . . Value	—	—	—	—	—	9,290	21,334	9,643	12,139	14,256
Total Building and Engineering materials, etc., . . . "	—	—	—	—	—	3,59,644	5,58,765	7,32,801	4,40,647	5,80,749
BUTTONS OF ALL SORTS . . . "										
Buttons of all kinds . . . Lbs.	—	—	—	—	—	16,034	16,691	19,142	31,976	16,497
BANDLES OF ALL KINDS . . . "										
Bandles of all kinds . . . Lbs.	80,132	102,038	115,888	188,117	183,326	29,217	44,276	43,796	66,563	60,552
CHEMICALS AND CHEMICAL PREPARATIONS (excluding CHEMICAL MANURES AND MEDICINES)—										
Acids . . . Cwts.	234	53	1,132	391	486	12,181	1,766	30,822	25,380	13,716
Aluminous sulphates . . . "	237	745	996	2,005	2,096	1,773	3,702	4,803	8,797	9,796
Ammonia and salts thereof . . . "	42	705	831	415	653	2,946	18,388	56,939	43,136	61,052
Arsenic and its oxides . . . "	96	73	223	459	755	4,796	2,965	6,191	10,363	15,113
Carbide of calcium . . . "	694	25	408	397	79	10,475	500	5,634	6,200	936
Copper Sulphate . . . "	672	4,363	2,212	969	968	15,592	33,493	33,321	17,054	18,034
Coppers . . . "	1,447	2,693	1,730	1,034	859	5,490	10,669	6,495	3,317	3,316
Disinfectants— Naphthalene . . . "	3,942	1,117	2,550	2,360	4,236	57,509	12,302	34,550	35,946	59,962
Others . . . "	180	220	157	107	69	4,496	2,860	2,075	1,574	1,033
Total Disinfectants . . . "	4,122	1,337	2,707	2,937	4,305	62,005	15,162	36,625	40,520	61,000
Magnesium compounds . . . "	211	25	12	1,573	230	55
Potassium compounds . . . "	562	812	163	3,322	4,984	15,392	19,251	4,075	67,247	93,213
Soda compounds . . . "	12,516	10,899	14,032	14,461	9,348	1,16,222	80,563	1,02,032	1,09,407	84,281
Sulphur (Brimstone) . . . "	..	10,200	200	..	10	..	44,053	1,534	..	100
Zinc Chloride . . . "	89	374	1,286	1,443	695	1,447	6,016	21,778	19,934	10,357
Other sorts of chemicals Value	—	—	—	—	—	38,173	50,024	95,021	80,223	31,939
Total Chemicals and Chemical preparations . . . "	—	—	—	—	—	2,36,494	3,46,557	4,14,890	4,32,838	4,06,457

(a) Shown separately under the sub-heads from 1923-29.

BELGIUM—continued

IMPORTS THEREFROM—continued

ARTICLES	QUANTITY					VALUE				
	1924-25	1925-26	1926-27	1927-28	1928-29	1924-25	1925-26	1926-27	1927-28	1928-29
CHINA CLAY . . . Cwts.	44,961	40,595	64,591	6,830	100	1,85,848	1,51,320	2,22,205	26,873	401
CLOCKS AND WATCHES AND PARTS THEREOF . Value	—	—	—	—	—	4,335	2,802	5,939	5,342	6,875
COAL AND COKE— Coal . . . Tons	180	2,052	..	130	..	2,850	44,521	..	2,340	..
COIR— Manufactures . . . "	..	35	12,880	28
CORDAGE AND ROPE OF VEGETABLE FIBRE (ex- cluding JUTE AND COTTON) Cwts.	17	72	407	335	545	630	4,365	15,430	12,659	21,405
CURRENCY . . . Value	—	—	—	—	—	9,080	5,087	6,007	24,319	8,984
DRUGS AND MEDICINES (excluding CHEMICALS AND NARCOTICS)— Codliver Oil (a) . . . Lbs.	—	900	220	3,000	..	—	515	350	11,950	..
Proprietary and patent medicines . . . Value	—	—	—	—	—	37,853	46,834	37,147	98,301	69,518
Other sorts of drugs and medicines . . . "	—	—	—	—	—	34,803	56,922	55,262	33,591	58,329
Total Drugs and Medicines . . . "	—	—	—	—	—	72,656	1,04,271	92,759	1,43,842	1,27,847
DYEING AND TANNING SUBSTANCES— Alizarine . . . Lbs.	995,115	289,396	153,887	62,286	21,280	7,80,317	1,49,536	1,04,939	85,294	10,451
Aniline . . . "	499,780	231,933	359,007	187,207	131,489	8,53,067	3,95,245	7,12,573	2,83,994	2,01,027
Orch and gambler . Cwts.	125	10,507
Other sorts . . . Value	—	—	—	—	—	577	12,571	1,23,365	40,855	1,050
Total Dyeing and Tanning substances . . . "	—	—	—	—	—	16,44,468	5,57,352	9,40,877	3,59,854	2,12,528
ARTHWARE AND PORCELAIN (excluding PIPES OF ARTHWARE WARE)— Earthenware— Pipes of Earthenware . Cwts.	1,870	2,993	2,369	2,718	3,722	11,322	14,555	14,101	16,849	21,522
Sanitary ware . . . Value	—	—	—	—	—	1,417	3,462	3,108	4,068	12,353
Other kinds . . . "	—	—	—	—	—	1,29,810	1,14,600	1,18,656	1,52,108	1,68,662
Porcelain . . . "	—	—	—	—	—	44,987	15,020	27,667	36,383	16,377
Total Earthenware and Porcelain . . . "	—	—	—	—	—	1,87,536	1,47,937	1,63,531	2,09,408	2,19,115
FIREWORKS . . . Lbs.	1,314	18,689	10,794	10,482	1,440	3,198	17,920	14,913	10,360	2,054
FURNITURE AND CABINET- WARE— Furniture of wood . . . Value	—	—	—	—	—	552	466	160	3,393	2,875
of other materials (other than bedsteads) . . . "	—	—	—	—	—	3,461	7,003	7,745	1,064	5,169
GLASS AND GLASSWARE— Bangles . . . "	—	—	—	—	—	..	14,290	..	142	760
Bottles and Phials— Sodawater bottles . Gross	154	4	1	4,200	138	38
Others . . . "	2,939	690	232	262	342	23,547	6,386	4,710	1,590	2,590
Total Bottles and Phials . . . "	2,939	690	436	266	343	23,547	6,386	8,910	1,737	2,628
Funnels, globes, and glass parts of lamps . Value	—	—	—	—	—	82,465	76,230	99,128	1,36,645	95,719
Sheet and plate . Sq. Feet	20,645,487	19,181,038	22,301,635	20,182,859	10,049,106	22,85,712	18,49,678	21,90,843	18,49,274	19,74,760
Tableware (including decanters, tumblers, etc.) Value	—	—	—	—	—	1,04,683	1,02,346	84,508	1,73,224	1,75,440
Other glassware . . . "	—	—	—	—	—	2,14,724	2,26,992	2,85,421	2,81,081	2,32,377
Total Glass and Glass- ware . . . "	—	—	—	—	—	27,11,131	22,75,922	26,68,810	24,42,163	24,81,684
GRAIN . . . Cwts.	448	651	1,648	1,599	3,532	13,072	19,490	63,493	55,014	1,04,446
Grain, pulse and flour— Wheat . . . Tons	4,073	6,70,060
GUMS AND RESINS— Rosin . . . "	1,670	674	19,621	8,741	14

(a) Separately recorded from 1925-26.

No. 13—continued

BELGIUM—continued

EXPORTS THEREFROM—continued

ARTICLES	QUANTITY					VALUE				
	1924-25	1925-26	1926-27	1927-28	1928-29	1924-25	1925-26	1926-27	1927-28	1928-29
HARDWARE, excluding CUTLERY AND ELECTROPLATED WARE—						R	R	R	R	R
Agricultural Implements Value	—	—	—	—	—	..	1,385	6,912	2,663	1,737
Builders' hardware, such as locks, hinges, door bolts, etc. "	—	—	—	—	—	31,506	52,372	33,098	53,048	48,881
Implements and tools, other than agricultural implements and machine tools . "	—	—	—	—	—	21,141	42,986	24,653	49,361	44,200
Lamps, metal . . . No.	1,948	5,508	9,040	3,991	4,085	4,968	9,245	14,493	12,530	6,200
Other sorts . . . Value	—	—	—	—	—	2,59,818	2,59,684	3,32,848	3,18,426	4,20,043
Total Hardware, etc. . "	—	—	—	—	—	3,17,432	3,65,672	4,11,979	4,36,018	5,21,060
(INSTRUMENTS, APPARATUS AND APPLIANCES AND PARTS THEREOF—										
Electrical, including telegraph and telephone apparatus not being machinery—										
Electric wires and cables—										
Rubber insulated Value	—	—	—	—	—	25,071	18,694	6,611	7,903	18,337
Insulations other than rubber . "	—	—	—	—	—	3,043	11,344	5,818	20,651	47,098
Bare copper wire (electrolytic) . "	—	—	—	—	—	1,167	19,652	32,478	27,521	2,310
Electric glow lamps . No.	15,973	6,186	47,551	90,713	98,069	9,047	4,240	35,375	47,681	47,538
Accumulators (including parts) . Value	—	—	—	—	—	28,877	2,19,539	1,17,737	1,04,654	37,940
Other kinds . . . "	—	—	—	—	—	17,550	24,369	23,613	77,823	46,310
Total Electrical Instruments, etc. . "	—	—	—	—	—	85,975	2,97,838	2,27,132	2,96,208	2,00,523
Musical . . . "	—	—	—	—	—	3,338	14,145	15,358	4,384	6,444
Photographic . . . "	—	—	—	—	—	24,475	34,390	50,965	1,23,360	1,60,250
Scientific and philosophical . . . "	—	—	—	—	—	3,219	4,875	1,680	2,819	5,514
Surgical . . . "	—	—	—	—	—	292	1,327	21,451	4,124	4,679
Other kinds . . . "	—	—	—	—	—	230	1,071	5,468	14,554	6,924
Total Instruments, Apparatus and Appliances, etc. . "	—	—	—	—	—	1,27,524	3,54,246	3,22,054	4,45,529	3,94,334
(WOOL—										
Unmanufactured . . . Lbs.	8,036	918	11,740	4,423	3,040	68,000	6,270	77,576	31,035	20,156
LEATHER . . . Value	—	—	—	—	—	11,125	13,375	14,608	41,435	93,957
LIQUORS, including DENATURED AND PERFUMED SPIRITS—										
Ale and beer—										
In bottles . . . Gals.	126	5,370	3,214	880	7,930	335	12,661	6,983	2,468	18,108
In bulk . . . "	270	2,130	4,174	3,960	5,289	410	4,419	7,558	5,823	13,483
Spirit—										
Liqueurs . . . "	96	90	117	7	37	2,738	1,385	2,157	310	903
Whisky . . . "	957	626	48	149	330	16,250	12,636	1,160	3,274	5,151
Spirit, present in drugs, medicines or chemicals . "	1,161	1,46	2,065	902	937	27,131	23,347	43,987	21,154	21,473
Spirit, perfumed . . . "	75	182	238	611	232	4,691	6,412	12,427	25,163	12,921
Other sorts . . . "	410	94	249	463	166	3,797	913	2,967	6,068	2,522
Total Spirit . . . "	2,669	2,147	2,717	2,132	1,702	59,747	44,693	62,728	55,939	42,970
Wines—										
Champagne and other sparkling wines . . . "	8,850	3,371	2,466	2,601	2,516	2,08,866	98,951	67,095	74,514	72,504
Still red wines, other than Port . . . "	396	804	798	1,015	735	6,397	13,157	11,939	16,023	11,219
Still white wines other than sherry, madeira and marsala . "	643	369	112	393	204	10,659	5,253	1,665	5,692	4,530
Other sorts of liquors . . . "	582	201	1	13	55	4,374	2,078	.36	116	1,316
Total Liquors . . . "	13,575	14,391	13,482	10,999	13,491	3,31,293	1,76,123	1,53,584	1,60,930	1,64,439

BELGIUM—continued

IMPORTS THEREFROM—continued

ARTICLES	QUANTITY					VALUE				
	1924-25	1925-26	1926-27	1927-28	1928-29	1924-25	1925-26	1926-27	1927-28	1928-29
						R	R	R	R	R
MACHINERY AND MILLWORK—										
Prime movers (other than electrical)—										
Locomotives (excluding those for railways)—										
Steam Engines No.	1	3,360
†Railway locomotives Value	—	—	—	—	—	—	—	84,010	..	8,21,608
Engines, tenders and parts thereof Value	—	—	—	—	—
Others " Value	—	—	—	—	—	11,195	..
Other than locomotives—										
Parts of gas Engines " Value	—	—	—	—	—
Oil Engines No.	23	37	7	20	23	55,840	87,816	14,144	1,29,000	97,731
Parts of oil Engines Value	—	—	—	—	—	10,120	3,641	10,847	89,762	18,768
Steam Engines No.	..	2	2	2	1	..	3,803	43,927	1,08,311	44,563
Parts of steam Engines Value	—	—	—	—	—	7,100	25,754	12,979	7,584	8,286
Others " Value	—	—	—	—	—	3,410	7,077	..	2,803	4,178
Total prime movers (other than electrical) Value	—	—	—	—	—	79,339	1,07,591	1,15,907	2,99,375	4,60,085
Electrical machinery of all kinds, etc.—										
Motors " Value	—	—	—	—	—	10,728	9,782	14,395	7,688	34,016
Other kinds " Value	—	—	—	—	—	16,036	62,877	2,48,326	3,46,007	2,47,837
Machinery, not being prime movers or electrical machinery—										
Aerated water making machinery " Value	—	—	—	—	—	3,878	7,787	9,770	1,887	13,704
Bollers " Value	—	—	—	—	—	23,771	1,71,771	88,660	85,104	57,333
Metal working machinery (including machine tools) " Value	—	—	—	—	—	71,850	4,608	11,256	3,543	28,106
Mining machinery " Value	—	—	—	—	—	..	21,49,956	14,61,884	14,30,725	2,01,591
Oil crushing and refining machinery " Value	—	—	—	—	—	..	10,868	88,318	49,788	77,665
Paper mill machinery " Value	—	—	—	—	—	3,767	997	2,248	1,027	12,603
Refrigerating machinery " Value	—	—	—	—	—	..	1,388	3,086	..	588
Rice and flour mill machinery " Value	—	—	—	—	—	2,20,759	96,409	1,08,209	53,954	54,380
Saw mill and wood working machinery " Value	—	—	—	—	—	15,492	21,323	13,699	8,506	5,604
Sewing and knitting machines and parts thereof " Value	—	—	—	—	—	24,107	66,258	1,39,467	1,01,546	15,780
Sugar machinery " Value	—	—	—	—	—	20,582	236	1,385	5,972	..
Textile machinery—										
Cotton " Value	—	—	—	—	—	12,465	28,184	28,207	1,42,860	1,17,270
Jute " Value	—	—	—	—	—	2,568	..	3,814	18,377	7,345
Other sorts of machinery " Value	—	—	—	—	—	2,38,488	2,29,194	1,82,116	3,65,101	3,56,876
Total Machinery and Millwork Value	—	—	—	—	—	7,43,830	29,03,526	24,00,742	29,17,040	16,90,713
MANURES—										
Artificial and mineral manures—										
Muriate of potash (a) Tons	—	—	320	183	15	—	—	87,084	21,527	1,700
Nitrate of Soda " Value	2,995	2,462	1,374	1,066	1,055	5,72,017	4,36,948	3,35,982	2,01,058	1,66,833
Sulphate of Ammonia " Value	..	546	103	235	100	..	1,02,863	18,156	37,625	15,730
Other kinds (excluding oilcake) " Value	4,490	5,404	6,152	6,697	9,678	2,76,192	3,81,535	4,21,559	4,57,979	7,20,189
Total Artificial and mineral manures Value	7,485	8,412	8,449	8,181	10,843	8,48,209	9,21,346	8,12,481	7,18,189	9,04,042
Other kinds " Value	89	50	10	20	65	17,085	4,188	2,250	4,054	7,378
Total manures Value	7,574	8,462	8,459	8,201	10,908	8,65,294	9,25,484	8,14,731	7,22,243	9,11,420
MATCHES Gross of boxes	16,407	50	1	19,387	108	3
METALS AND ORBS—										
Aluminium—										
Wrought—										
Circles Cwts.	5,262	4,242	3,554	3,638	..	5,64,730	4,55,644	3,48,042	3,42,426	..
Sheets " Value	..	21	42	185	22	..	2,019	3,919	12,768	1,547
Other manufactures " Value	1,147	869	1,831	1,985	2,151	2,97,562	2,49,294	3,97,030	3,90,289	3,95,739
Total Aluminium Value	6,409	5,132	5,427	5,758	2,173	8,62,292	7,06,957	7,44,891	7,45,478	3,97,286
Brass, Bronze, and similar alloys and manufactures thereof—										
Unwrought " Value	3,306	3,073	483	202	..	1,22,976	95,191	15,677	6,834	..
Wrought—										
Mixed or yellow metal, for sheathing " Value	1,570	2,136	1,785	1,859	882	92,233	1,14,721	91,582	83,618	46,035
Rods " Value	113	711	516	627	60	5,007	32,380	22,929	25,944	2,446
Sheets " Value	181	109	304	279	291	11,437	6,639	19,077	16,109	16,930
Tubes " Value	63	218	115	109	204	4,123	12,040	7,630	6,075	14,373
Wire " Value	1,120	1,468	730	577	87	76,236	89,144	41,250	30,637	4,765
Other sorts " Value	225	320	480	244	336	18,585	18,052	23,762	20,564	24,665
Total Brass, Bronze and similar alloys and manufactures thereof Value	6,578	8,035	4,413	3,897	1,800	3,30,547	3,57,117	2,26,907	1,89,770	1,09,219

(a) Separately recorded from 1926-27.
 †Recorded under Railway plant and rolling stock prior to 1928-29.

No. 13—continued

BELGIUM—continued
IMPORTS THEREFROM—continued

ARTICLES	QUANTITY					VALUE				
	1924-25	1925-26	1926-27	1927-28	1928-29	1924-25	1925-26	1926-27	1927-28	1928-29
METALS AND ORES—continued						R	R	R	R	R
Copper—										
Unwrought—										
Tiles, ingots, cakes, bricks and slabs . . . Cwts.	8,000	51	..	10	..	1,81,142	2,141	..	586	..
Wrought—										
Braziers . . . "	807	40	27,982	2,059
Rods . . . "	308	976	1,009	165	58	19,326	37,658	57,050	9,326	3,280
Shocks . . . "	4,970	13,841	38,337	33,125	18,074	2,96,499	7,54,842	10,16,881	15,79,027	9,50,146
Tubes . . . "	1,037	1,321	1,391	913	1,036	73,803	92,266	91,613	58,188	67,916
Wire excluding wire of telegraph and telephone . . . "	418	1,339	1,016	946	46	27,251	50,020	57,922	51,576	3,323
Others . . . "	456	642	1,102	190	02	31,980	41,791	66,307	12,279	6,682
Total Copper (excluding ore) . . . "	10,189	18,160	42,855	35,956	20,246	6,80,001	10,06,712	21,00,682	17,38,062	10,83,406
Iron—										
Pig . . . Tons	817	41	50	55	23	65,337	2,735	2,715	10,104	2,268
Manufactures—										
Angle and tee, bolt and rod . . . "	260	7	33	..	523	31,097	1,026	4,275	94	40,506
Bars and channels . . . "	4,930	3,174	7,664	1,988	2,596	6,02,991	3,19,181	7,23,700	1,88,866	2,36,770
Rice, bowls . . . "	..	1	462	87
Total Iron (excluding ore) . . . "	6,007	3,223	7,747	2,043	3,142	6,96,475	3,23,354	7,30,727	1,99,068	2,69,544
Steel—										
Angle and tee . . . "	23,509	20,361	24,192	27,942	22,600	28,85,585	21,27,898	24,06,008	26,81,727	22,05,403
Spring . . . "	497	906	1,688	108	134	74,786	1,40,780	2,47,522	12,920	16,038
Bars . . . "	127,538	76,921	83,700	110,600	80,238	1,55,60,661	78,25,005	83,96,410	1,03,81,446	82,80,138
Cast—										
Tool steel—										
High speed . . . "	18	0	72	28	5	25,017	28,866	76,201	60,781	18,816
Carbon . . . "	..	8	107	4	4	..	19,257	24,650	3,878	2,984
Cast steel bars . . . "	63	90	154	28	14	10,792	12,250	27,453	11,905	2,692
Other cast steel . . . "	25	10	1	..	5	7,582	2,545	11,795	..	465
Ingots, blooms, billets and slabs . . . "	23	33	102	425	82	3,618	3,456	10,238	40,025	8,553
Total Steel . . . "	151,678	98,385	115,106	139,130	103,077	1,85,68,641	1,01,60,057	1,12,00,822	1,31,42,677	1,05,95,138
Iron or Steel—										
Beams, channels, pillars, girders, and bridgework . . . "	38,543	41,617	31,586	58,809	44,637	43,77,848	44,93,414	32,48,191	61,85,455	41,12,508
Bolts and nuts . . . "	1,841	1,967	4,321	3,433	6,649	4,57,486	4,44,336	9,31,596	7,03,385	14,40,593
Fencing materials and wire . . . "	1,068	2,412	2,539	3,445	3,053	2,70,967	5,13,922	5,19,122	7,01,030	6,42,755
Hoops and strips . . . "	8,886	7,379	12,624	10,397	13,335	13,82,402	10,29,511	16,29,279	13,42,168	17,52,583
Nails, rivets, and washers (excluding wire nails) . . . "	1,945	2,166	4,038	4,757	5,168	6,78,825	5,46,706	9,19,817	10,28,570	11,85,813
Pipes and fittings, cast . . . "	728	1,311	1,727	6,419	4,856	1,10,210	1,83,828	3,13,128	8,57,324	5,88,156
Rails, chairs and fish-plates . . . "	7,625	7,676	12,259	3,386	3,439	3,81,096	7,57,684	11,43,813	4,17,902	4,10,872
Screws . . . "	112	81	132	238	261	66,360	46,812	84,025	1,42,937	1,04,522
Sheets and Plates—										
Galvanized—										
Corrugated . . . "	12	1,212	3,994	16,363	25,993	4,057	3,13,104	21,36,600	3,52,460	52,77,403
Plain . . . "	839	814	1,495	5,159	6,070	2,11,632	1,83,204	3,88,148	11,11,418	12,60,522
Tinned . . . "	85	26	2	122	12	11,757	5,173	1,780	23,954	1,350
Not galvanized or tinned . . . "	33,045	42,110	31,234	30,566	23,991	58,12,244	55,44,171	37,95,001	36,02,058	28,09,449
Sleepers and keys of iron or steel for railways (a) . . . "	59,637	48,94,133
Tubes, pipes and fittings, wrought . . . "	4,813	4,094	4,494	7,080	5,449	12,89,915	10,61,260	11,16,895	16,27,558	11,76,625
Wire other than fencing wire . . . "	1,446	3,169	2,653	3,457	3,337	3,03,851	5,31,956	4,52,183	6,03,171	6,28,207
Wire nails . . . "	7,379	4,673	9,310	6,671	8,961	15,91,684	3,02,775	16,98,641	11,97,179	14,97,054
Wire rope . . . "	3	36	66	34	151	3,349	19,783	20,169	10,357	29,404
Other manufactures of iron or steel . . . "	2,227	6,021	5,357	13,519	12,056	5,06,926	12,55,732	9,75,944	18,08,759	20,08,623
Total Iron or Steel . . . "	115,507	127,365	133,881	174,971	227,105	1,79,66,709	1,77,40,876	1,93,24,334	2,51,17,622	2,98,20,692

(a) Recorded under "Railway plant and rolling stock" prior to 1928-29

No. 13—continued
BELGIUM—continued

IMPORTS THEREFROM—continued

ARTICLES	QUANTITY					VALUE				
	1924-25	1925-26	1926-27	1927-28	1928-29	1924-25	1925-26	1926-27	1927-28	1928-29
METALS AND ORES—concluded.						R	R	R	R	R
Lead—										
Wrought—										
Sheets Cwts.	1,658	2,049	5,595	5,184	7,124	44,838	57,744	1,47,879	1,03,416	1,28,76
Pipes and tubes . . . "	2,216	3,701	3,613	4,189	6,023	62,401	1,04,538	97,174	94,514	1,22,04
Sheets for tea chests . . . "	499	..	500	..	189	17,933	..	13,800	..	2,30
Other sorts "	35	184	259	206	196	1,021	4,735	7,110	6,042	4,17
Total Lead "	4,408	5,934	10,057	9,049	13,482	1,26,191	1,67,012	2,05,963	2,04,372	2,55,36
Quick Silver lbs.	20	..	22,324	606	..	86,99
Tin Cwts.	40	69	117	109	137	9,267	15,876	28,323	26,396	23,05
Zinc or spelter—										
Unwrought "	2,204	7,822	522	3,288	18,581	64,912	1,09,737	13,316	71,982	2,01,31
Wrought or manufac- tured "	23,262	38,026	38,057	31,711	29,353	6,26,578	10,73,551	10,78,081	8,10,795	6,80,49
Other sorts "	325	105	443	60	46	9,766	3,141	12,470	1,500	93
Total Zinc or Spelter "	25,791	45,953	39,022	35,059	42,030	7,01,256	12,76,429	10,99,467	8,84,236	9,51,756
Other metals Tons	10	15	5	25	21	6,229	2,653	1,590	17,318	8,294
Total Metals (excluding ores) "	275,963	238,103	261,834	320,690	337,396	3,99,00,828	3,17,69,043	3,58,13,812	4,22,66,400	4,35,74,753
Total Ores "	56	..	2	..	3	3,334	..	1,317	..	1,928
Total Metals and Ores "	276,019	238,103	261,836	320,690	337,399	3,99,03,962	3,17,69,043	3,58,15,129	4,22,66,400	4,35,76,631
OILS—										
Essential Gals.	63	26	130	32	7	4,652	2,084	6,150	2,083	214
Mineral—										
Lubricating Oils "	835	4,179	38,852	134,943	217,578	1,362	5,356	1,11,803	2,08,113	3,59,164
Other kinds "	..	451	1,962	29,805	180,026	1	589	3,373	39,513	1,03,605
Vegetable Oils "	..	44,123	24,248	4,024	41,753	..	1,00,458	62,816	19,115	79,894
Other kinds "	124	347	..
Total Oils "	898	48,779	115,192	169,428	439,304	6,015	1,08,478	1,84,142	2,69,171	6,32,877
OIL-CLOTH AND FLOOR- CLOTH Sq. Yds.	19,660	20,000	17,930	25,080	18,800	23,805	25,239	20,178	20,445	21,950
PAINTS AND PAINTERS' MATERIALS—										
Paints and Colours—										
Blue paint or Paris blue Cwts.	90	78	138	208	55	9,868	6,465	4,025	7,270	3,488
Red Lead—										
Genuine dry "	75	180	290	783	1,913	10,586	5,027	8,884	20,011	38,362
Reduced, dry "	106	100	596	..	201	803	971	5,077	2	1,780
White Lead—										
Genuine, dry "	353	598	3,313	1,447	..	12,746	17,374	1,03,805	49,087	..
Zinc, white—										
Genuine, dry "	1,939	1,835	5,382	6,152	905	48,623	56,860	2,20,720	2,22,167	20,431
Other sorts including materials Value	—	—	—	—	—	1,87,471	1,95,970	1,94,851	2,88,652	3,87,047
Total Paints and Paint- ers' materials "	—	—	—	—	—	2,65,187	2,83,567	5,38,262	5,87,789	4,51,118
PAPER AND PASTEBOARD—										
Paper—										
Packing paper Cwts.	1,833	3,027	3,899	7,260	5,833	64,631	94,677	85,750	1,37,654	1,31,485
Printing paper—										
News printing "	1,125	372	309	1,673	1,002	21,705	5,194	4,943	25,409	31,988
Other sorts "	8,062	11,245	16,756	16,564	11,706	2,09,908	2,98,000	3,80,056	3,59,876	2,46,400
Writing paper and envelopes—										
Writing paper in large sheets "	513	983	6,376	13,715	10,220	18,157	29,354	1,40,818	2,77,303	2,07,408
Note and letter paper and envelopes "	141	164	243	307	571	9,272	5,464	3,806	10,498	14,849
Envelopes imported separately "	46	102	408	377	314	2,529	4,824	16,856	13,890	12,819
Other kinds of paper "	1,502	3,957	2,806	1,785	2,780	62,995	83,470	1,04,402	65,784	1,06,933
Paper manufacturers' Pasteboard, millboard, and cardboard of all kinds—										
Straw boards "	2,650	2,612	4,055	3,141	2,346	20,229	18,082	29,858	20,335	15,533
Other kinds Manufactures of Paste- board, millboard and cardboard "	219	990	1,138	1,209	652	8,315	46,703	42,431	30,488	13,462
Total of Pasteboard, etc. Total Paper and Paste- board "	4,177	5,288	7,993	4,428	3,500	98,660	1,47,525	2,09,035	54,865	53,901
Total Paper and Paste- board "	19,505	29,647	41,406	46,449	37,274	5,99,723	9,12,105	11,19,627	9,66,263	8,27,726
PAPER-MAKING MATERIALS—										
Pulp of wood Cwts.	215	2,000	31	2,980	10,515	306
TYCH AND TAR—										
Coal tar and pitch "	100	3	945	15	..
PRECIOUS STONES AND PEARLS, UNSET—										
Diamonds Value	—	—	—	—	—	36,85,700	43,37,329	28,87,414	46,62,114	70,77,566
Other Precious stones Total Precious Stones and Pearls unset "	—	—	—	—	—	1,74,720	3,81,269	8,25,468	15,90,687	1,71,261
Total Precious Stones and Pearls unset "	—	—	—	—	—	38,60,429	47,18,598	37,12,877	62,42,801	72,48,817

No. 13—continued
 BELGIUM—continued
 IMPORTS THEREFROM—continued

[ARTICLES]	QUANTITY					VALUE				
	1924-25	1925-26	1926-27	1927-28	1928-29	1924-25	1925-26	1926-27	1927-28	1928-29
PRINTING AND LITHOGRA- PHING MACHINERY AND MATERIALS (exclud- ing PAPER) . . . Value	—	—	—	—	—	818	666	18,627	6,840	1,70,000
PROVISIONS AND OILMAN'S STORES—										
Biscuits and cakes Cwts.	25	0	201	139	687	2,100	5,518	12,963	9,500	39,748
Canned and bottled provisions (not spe- cified elsewhere)—	—	—	—	—	—	—	—	—	—	—
Vegetable products (a) "	—	—	—	57,240	47,334	—	—	—	24,20,670	18,71,000
Other kinds . . . "	68,820	46,315	23,892	2,269	4,195	40,92,116	27,71,329	10,23,775	61,292	1,12,472
Cheese (including canned) "	40	15	106	64	114	6,217	1,800	17,080	7,811	12,291
Cocos and chocolate . . "	56	33	21	22	125	8,588	2,979	1,028	2,014	10,746
Confectionery . . . "	20	80	510	729	938	4,968	9,650	27,323	49,162	68,929
Ghl "	286	18,882
Milk, condensed and preserved, including milk cream . . . "	964	3	52	169	7	59,549	218	7,248	8,172	273
Other sorts of provisions Value	—	—	—	—	66	19,008	14,964	712	5,651	5,440
Total Provisions and Oilman's Stores . . . "	—	—	—	—	—	42,02,427	28,06,518	10,95,736	25,64,272	21,20,989
RAILWAY PLANT AND ROLLING-STOCK—										
Carriages and parts thereof . . . "	—	—	—	—	—	5,70,264	7,00,682	4,83,533	11,19,986	—
Wagons and parts thereof . . . "	—	—	—	—	—	2,25,277	6,61,785	6,51,720	9,50,162	—
Locomotive engines, and tenders and parts thereof . . . "	—	—	—	—	—	1,53,008	3,72,151	1,86,186	1,42,327	—
Materials for construc- tion—										
Bridgework (b) . . . Tons	285	—	—	50,135	—	—
Rails, Chairs, and fish- plates of steel or iron (c) . . . "	5,399	—	—	—	—	6,25,910	—	—	—	—
Sleepers and keys of steel or iron . . . "	157	9,135	20,612	31,457	—	18,199	9,78,140	22,91,800	34,57,774	—
Other kinds of materials "	926	361	745	1,394	—	1,78,280	56,329	2,01,974	2,60,217	—
Total Railway Plant and Rolling Stock . Value	—	—	—	—	—	17,70,938	27,64,096	33,65,248	59,30,466	—
RUBBER—										
Manufactures—										
Pneumatic motor covers No.	20	..	10	747	22	808	..	329	29,270	1,111
Pneumatic cycle covers "	6,735	18,746	10,986	1,897	280	17,426	38,921	21,081	2,564	411
Other manufactures except apparel, boots and shoes . . . Value	—	—	—	—	—	21,929	47,745	24,570	40,910	89,770
Total Rubber manufac- tures . . . "	—	—	—	—	—	40,168	86,666	45,930	72,744	38,292
Soap—										
Toilet soap . . . Cwts.	49	30	390	49	46	5,971	1,699	4,576	6,554	5,094
Other sorts . . . "	112	51	8	17	152	9,881	1,605	258	971	4,041
Total soap . . . "	161	81	398	66	198	12,852	3,304	4,829	7,525	9,135
STARCH AND FARINA—										
Starch "	11,187	10,470	29,804	19,759	19,447	1,49,822	1,24,438	2,06,470	1,94,970	2,11,830
Farina and potato flour "	236	1,085	2,048	1,295	907	3,605	15,177	29,286	16,525	10,232
STATIONERY (excluding PAPER) . . . Value	—	—	—	—	—	11,743	6,496	7,006	27,049	1,25,314
STONE AND MARBLE—										
Stone and marble . . . Tons	18	157	286	120	251	13,217	14,921	34,109	16,923	27,809
Articles of stone and marble "	4	5	21	16	24	4,508	3,555	9,304	18,452	11,842
SUGAR—										
Sugar 16 Dutch Standard and above . . . "	3,541	1,416	1,600	311	324	13,96,042	4,41,546	4,24,812	94,049	96,726
Beet sugar "	3,004	5,421	12,231	99	..	8,35,642	11,40,448	20,21,490	19,820	..
Total Sugar "	6,545	6,837	13,831	410	324	22,31,684	15,81,999	30,46,302	1,13,869	96,726

(a) Separately recorded from 1927-28.

(b) Included with "beams, channels, etc." under "Iron or Steel" from 1927-28.

(c) Included with "rails, chairs, etc." under "Iron or Steel" from 1926-26.

* Discontinued from 1928-29.

ARTICLES	QUANTITY					VALUE				
	1924-25	1925-26	1926-27	1927-28	1928-29	1924-25	1925-26	1926-27	1927-28	1928-29
						£	£	£	£	£
TALLOW AND STEARINE . Cwts.	1,361	2,245	2,495	18	..	96,293	90,576	1,06,214	330	10
TEA CHESTS ENTIRE OR IN SECTIONS . Value	—	—	—	—	—	115	10,974	4,798	19,438	2,081
FETILES—										
Cotton—										
Manufactures—										
Twist and yarn . Lbs.	90,115	33,025	20,200	21,776	953	1,80,475	71,616	48,404	26,847	3,039
Blankets	1,128,702	510,016	1,074,810	1,273,352	366,130	9,21,522	9,51,847	7,56,781	7,72,478	2,32,752
Handkerchief and shawls in the piece—										
Shawls No.	..	2,610	2,530	5,124	6,331	6,899	11,311	..
Lace and patent net Yards	20,237	37,127	56,623	70,067	99,067	14,164	23,681	39,754	52,079	74,418
Piece goods—										
White (bleached)	33,459	48,224	132,468	155,818	234,269	24,615	23,895	79,605	81,209	1,51,920
Coloured, printed, or dyed—										
Printed goods	9,349	12,874	251,042	275,578	32,577	9,371	13,193	1,39,363	1,29,526	41,306
Dyed goods	371,731	67,173	79,790	131,930	123,203	4,42,668	71,295	71,889	1,24,443	62,499
Woven coloured goods	516,669	669,597	1,340,462	1,337,659	1,962,130	6,50,333	9,59,078	17,12,122	12,05,209	16,57,113
Thread, sewing . Lbs.	22,257	52,528	53,330	41,567	31,913	69,399	1,33,744	1,33,103	92,346	81,467
Other sorts of manufactures . Value	—	—	—	—	—	1,42,136	37,330	22,453	34,811	48,710
Total Cotton manufactures (including Twist and Yarn)	—	—	—	—	—	24,74,233	17,02,015	30,09,723	25,81,162	23,53,734
Haberdashery and millinery—										
Lace and embroidery	—	—	—	—	—	71,394	29,531	43,634	10,176	14,043
Other sorts	—	—	—	—	—	16,620	23,200	27,333	25,434	52,946
Total Haberdashery	—	—	—	—	—	88,014	57,731	71,517	35,610	66,994
Jute manufactures—										
Gunny cloth . Yards	3,051,245	4,154,403	1,541,434	..	206,035	2,20,302	4,82,796	2,56,059	..	15,781
Other kinds . Value	—	—	—	—	—	1,655	1,743	7,667	17,662	9,629
Total Jute manufactures	—	—	—	—	—	2,22,457	4,84,539	2,63,726	17,662	25,410
Silk manufactures—										
Silk yarn, noils and warps . Lbs.	25,570	2,660	39,330	17,561	34,103	66,475	5,078	76,596	33,243	66,936
Goods of silk mixed with other materials Yards	6,231	7,174	..	5,942	23,193	14,558	11,472	..	16,656	35,042
Silk Piece-goods	2,232	29,255	13,769	143,076	415,133	10,919	37,527	13,592	1,43,362	3,11,157
Other sorts . Value	—	—	—	—	—	2,363	31	13,305	13,623	33,943
Total Silk manufactures	—	—	—	—	—	94,315	54,108	1,03,998	2,06,839	4,47,033
Wool—										
Raw Lbs.	12,992	24,735	14,355	20,653	..
Yarn and knitting wool	8,734	6,171	12,726	9,237	1,039	17,123	25,656	26,023	19,733	5,435
Manufactures—										
By pieces	9,929	9,050	21,969	54,550	2,376	7,740	11,933	14,612	32,021	1,935
Carpets and rugs	606	625	2,543	6,355	2,979	1,030	3,795	3,509	7,227	7,234
Piece goods . Yards	511,216	1,252,621	726,363	431,340	320,607	11,92,360	23,61,942	14,19,023	3,09,379	7,90,013
Shawls . No.	5,314	3,766	3,800	23,112	9,967	37,934	43,651	40,327	73,407	24,136
Other sorts . Value	—	—	—	—	—	1,072	566	5,275	1,262	1,054
Total Woollen manufactures (including Yarn and knitting wool)	—	—	—	—	—	12,57,324	23,47,293	15,03,774	9,43,034	3,29,357
Artificial silk—										
Artificial silk yarn . Lbs.	19,004	120,436	57,939	63,643	213,630	54,523	3,23,704	94,256	1,19,112	3,43,297
Piece-goods of cotton and artificial silk . Yards	606,657	319,139	979,974	757,177	354,933	7,99,204	2,96,635	3,06,564	6,33,660	7,13,937
Tobacco—										
Unmanufactured Lbs.	..	10,669	16,016	759	15,494	22,605	1,713	2,072
Manufactured—										
Cigars	522	617	1,035	762	506	3,336	2,734	4,395	4,179	1,326
Other sorts	21	79	56	142	722	113	363	341	500	339
Total Tobacco	543	11,365	17,167	1,663	1,228	3,499	18,591	27,341	6,392	4,737

No. 13—continued
BELGIUM—continued
IMPORTS THEREFROM—concluded

ARTICLES	QUANTITY					VALUE				
	1924-25	1925-26	1926-27	1927-28	1928-29	1924-25	1925-26	1926-27	1927-28	1928-29
TOILET REQUISITES (NOT SPECIFIED ELSEWHERE) . Value	—	—	—	—	—	B 11,122	B 10,770	B 10,332	B 27,272	B 61,075
TOYS AND REQUISITES FOR GAMES AND SPORTS including FISHING TACKLE—										
Toys	—	—	—	—	—	35,725	35,534	24,564	17,143	12,290
Requisites for games and sports (excluding firearms)—										
Playing cards	—	—	—	—	—	2,26,893	2,48,721	5,19,221	6,18,210	2,55,248
Other sorts	—	—	—	—	—	1,325	3,399	2,245	3,349	4,255
Total Toys and Requisites for games and sports, etc.	—	—	—	—	—	2,74,443	2,87,654	5,46,030	6,38,702	2,71,793
UMBRELLAS AND UMBRELLA FITTINGS	—	—	—	—	—	9,678	10,118	37,140	73,123	57,736
VEHICLES, excluding LOCOMOTIVES, ETC., FOR RAILWAYS—										
Carriages and carts not mechanically propelled and parts thereof (excluding railway carriages, trucks, etc.)—										
Carriages and carts not mechanically propelled (excluding railway carriages, trucks, etc.) No.	25	109	6	30	50	2,368	11,437	3,881	10,767	10,331
Parts of carriages and carts (excluding rubber tyres). Value	—	—	—	—	—	93,962	26,640	69,296	44,568	1,12,426
Perambulators, etc.	—	—	—	—	—	..	205	608	20	..
Total value of Carriages, etc.	—	—	—	—	—	96,330	48,282	73,780	55,355	1,22,757
Cycles (other than motor cycles) and parts thereof and accessories—										
Cycles, imported entire or in sections No.	157	6	52	59	12	8,135	854	2,483	3,958	627
Parts of cycles and accessories (excluding rubber tyres). Value	—	—	—	—	—	2,563	2,584	7,086	6,308	17,110
Total value of Cycles, etc.	—	—	—	—	—	10,748	2,938	9,569	10,266	17,737
Mechanically propelled vehicles (excluding railway locomotives and tractors)—										
Aircraft, parts of	—	—	—	—	—	676
Carriages and parts for Railways (a)	—	—	—	—	—	—	—	—	—	2,39,219
Wagons and parts for Railways (a)	—	—	—	—	—	—	—	—	—	10,40,478
Motor cars (including taxi cabs) No.	81	46	18	43	25	3,29,028	1,16,378	69,013	1,50,476	1,02,952
Motor cycles (including scooters)	2	4	14	21	..	1,056	2,258	7,004	10,368
Motor omnibuses, motor vans and motor lorries	1	..	5	3	1	4,473	..	25,363	10,065	8,717
Parts of mechanically propelled vehicles and accessories, other than of aircraft (excluding rubber tyres) Value	—	+	—	—	—	23,429	21,148	12,913	17,867	55,076
Total Mechanically propelled vehicles	—	—	—	—	—	3,56,938	1,37,581	1,10,046	1,85,412	14,57,686
Ships, parts of (including launches and boats)	—	—	—	—	—	12,649	..
Total Vehicles including Locomotives, etc., for railways	—	—	—	—	—	4,04,016	1,85,801	1,93,395	2,63,692	15,98,180
FINAL ARTICLES NOT SPECIFIED	—	—	—	—	—	5,184	2,58,272	10,52,367	2,41,566	30,167
ALL OTHER ARTICLES OF MERCHANDISE	—	—	—	—	—	22,927	65,240	63,140	87,039	95,482
GRAND TOTAL	—	—	—	—	—	6,76,06,421	6,12,06,047	6,80,08,055	7,47,63,595	7,19,96,747

(a) Separately recorded from 1928-29. For previous years' figures see under Railway plant and Rolling Stock.

BELGIUM—continued

EXPORTS THERETO

INDIAN MERCHANDISE

ARTICLES	QUANTITY.					VALUE				
	1924-25	1925-26	1926-27	1927-28	1928-29	1924-25	1925-26	1926-27	1927-28	1928-29
						R	R	R	R	R
ANIMALS, LIVING . . . No.	2,281	2,706	591	6,128	10,208	45,598	12,272	19,783	8,070	20,777
Art. works of, other than pictures . . . Value	—	—	—	—	—	..	100	650	612	9,580
BUILDING AND ENGINEERING MATERIALS OTHER THAN OF IRON, STEEL OR WOOD . . . "	—	—	—	—	—	2,47,200	2,35,000	1,08,500	1,75,760	71,260
CASMIN Cwts.	1,441	980	..	20	..	80,265	23,040	..	700	..
COFFEE "	14,014	7,791	5,851	10,385	6,651	11,07,041	7,23,761	4,69,165	8,40,141	5,80,270
COIR— Unmanufactured . . . Tons	52	53	63	16	37	13,560	16,387	21,207	5,168	11,070
Manufactured (excluding rope) . . . "	3,396	4,219	3,642	5,497	4,845	11,38,591	14,30,563	11,89,398	17,49,501	15,18,566
CORDAGE AND ROPE OF VEGETABLE FIBRE (excluding JUTE AND COTTON) . . . Cwts.	523	235	200	253	3	10,540	8,385	4,000	3,425	100
DRUGS AND MEDICINES (excluding CHEMICALS AND NARCOTICS)— Nuxvomica "	500	1,400	8,000	7,355
Senna "	819	554	546	2,933	1,267	14,898	14,501	8,057	60,385	23,460
Other sorts of drugs and medicines . . . Value	—	—	—	—	—	4,900	..	100	100	500
Total Drugs and medicine . . . "	—	—	—	—	—	19,798	14,501	8,157	63,485	31,315
DYEING AND TANNING SUBSTANCES— Cutch and Gambler . . Cwts.	450	1,220	204	250	475	9,251	31,574	5,485	4,485	8,975
Myrobalans "	71,413	44,427	66,902	71,762	60,120	4,49,231	3,70,002	4,10,328	4,07,016	4,03,603
Myrobalan extracts . . . "	1,191	375	506	1,044	2,248	15,296	4,867	6,384	31,103	31,716
Turmeric "	1,000	1,520	300	613	360	35,932	28,179	2,523	9,331	7,578
Other sorts "	917	397	1,266	5,699	1,187	20,739
Total Dyeing and Tanning substances . . . "	74,054	47,542	68,889	74,966	64,469	5,09,710	4,34,622	4,30,409	5,43,122	4,72,609
FIBRE FOR BRUSHES AND BROOMS . . . Tons	1,571	1,307	1,634	1,734	1,680	6,56,912	5,19,506	6,25,894	6,60,974	7,28,108
FODDER, BRAN AND POLLARDS (excluding oilcake) . . "	104	500	400	383	50	4,815	25,268	16,999	18,646	1,867
FRUITS AND VEGETABLES Value	—	—	—	—	—	96,123	1,04,105	46,229	35,714	40,704
GRAIN, PULSE AND FLOUR— Barley Tons	51,819	2,170	..	7,552	11,648	60,50,064	2,90,034	..	9,02,985	13,56,669
Jowar and Bajra "	742	69	99	64,621	8,521	11,508
Maise "	1,239	170	..	1,242	1,378	1,33,557	18,544	..	1,34,255	1,50,208
Pulse— Beans "	600	8	..	1,11,027
Gram "	101	102	50	12,224	11,307	10	8	5,053
Lentils "	99	108	11,951	32,546
Other sorts "	2,426	..	99	1,021	374	2,71,608	12	11,940	11,11,349	45,067
Total Pulse "	2,626	102	99	1,021	1,222	2,95,813	11,519	11,958	1,11,857	1,05,492
Rice in the husk (paddy) . . . "	5	..	1	..	150	512	..	90	..	12,271
Rice, not in the husk— Rolled rice "	50	25	8,182	8,472
Cleaned rice "	6,743	7,081	2,850	5,655	5,202	10,59,007	10,93,428	4,32,454	8,07,604	7,12,351
Broken cleaned rice "	9,192	6,650	2,092	1,000	3,425	11,06,338	7,51,882	2,36,879	85,366	3,85,088
Other sorts "	300	..	1	89,620
Total rice, not in the husk . . . "	15,985	13,731	4,942	6,655	9,012	21,73,527	13,45,311	6,69,333	9,53,470	11,41,340
Rice flour and ground rice "	26	5	25	5,150	..
Wheat "	123,174	9,575	7,436	19,675	9,280	1,91,50,647	16,40,249	11,20,011	28,54,375	12,09,210
Other sorts "	5	37	25	35	292	938	6,284	3,512	6,387	49,022
TOTAL GRAIN, PULSE AND FLOUR "	195,595	25,854	12,602	36,206	32,982	2,78,89,679	36,20,767	18,16,437	49,67,979	42,35,132
GUMS AND RESINS . . . Cwts.	1,520	5,251	3,147	9,961	8,929	30,066	1,16,049	68,205	2,82,739	2,94,623
HARDWARE AND 'OUTLERY (including PLATED WARE) Value	—	—	—	—	—	115	1,568	..	1,380	4,564

No. 13—continued
 BELGIUM—continued
 EXPORTS THERE TO—continued

INDIAN MERCHANDISE—continued

ARTICLES	QUANTITY					VALUE				
	1924-25	1925-26	1926-27	1927-28	1928-29	1924-25	1925-26	1926-27	1927-28	1928-29
HIDES AND SKINS, RAW—						R	R	R	R	R
Hides, raw—										
Buffalo hides	Tons 8 =No. =2,088	47 =7,385	35 =6,305	42 =14,580	20 =5,000	9,616	51,100	22,899	33,582	11,368
Cow hides	Tons 6 =No. =2,254	44 =22,430	124 =38,322	230 =53,260	1,014 =240,626	7,003	42,326	1,13,389	2,68,540	12,86,592
Buffalo calf skins	Tons .. =No. ..	3 =800	4,845
Cow calf skins	Tons .. =No. ..	9 =6,200	..	2 =2,000	64 =23,925	..	8,779	142	4,256	77,172
Total Calf skins	Tons .. =No. ..	12 =7,000	..	2 =2,000	64 =23,925	..	13,624	142	4,256	77,172
Total Hides, raw	Tons 14 =No. =4,240	103 =36,785	159 =44,677	274 =89,940	1,088 =269,551	16,619	1,13,059	1,36,930	3,06,378	18,33,127
Skins, raw—										
Goat skins	Tons 143 =No. =157,518	358 =334,741	81 =81,564	14 =18,800	196 =424,570	3,06,287	6,42,831	1,46,466	34,750	9,06,662
Sheep skins	Tons .. =No. =871	2 =1,400	2 =2,000	2 =2,000	2 =2,440	2,613	1,200	3,000	3,000	3,080
Other skins	Tons 1 =No. =5,350	6 =38,030	1 =1	6 =6	9 =9	5,625	51,989	14	627	58
Total Hides and Skins, raw (excluding outtings of hides and skins, raw)	Tons 148 =No. =168,079	469 =410,956	242 =128,242	290 =90,746	1,286 =696,570	3,31,144	7,09,079	2,86,410	3,44,755	22,62,872
HORN, TIPS AND PIECES OF HORN (a)	Owts. 9,181	10,013	9,254	9,878	4,852	1,35,228	1,74,885	1,84,089	2,09,922	1,14,426
KAPOK	Owts. 509	1,165	1,205	2,802	1,680	27,580	67,725	64,886	1,42,068	74,520
LAG—										
Button	Owts. 431	..	121	22	66	89,481	..	14,490	3,600	10,350
Seed	Owts.	11	111	1,810	12,200
Shell	Owts. 2,636	3,241	3,952	2,578	3,858	5,09,274	4,64,276	4,00,785	3,64,669	4,95,987
Stick	Owts.	1,047	476	6,725	92,767	39,946	6,17,491
Other kinds	Owts.	8,913	18,562	26,256	84,660	6,61,311	7,64,963
Total Lag	Owts. 3,066	3,241	9,093	21,644	36,016	5,98,755	4,64,276	5,92,652	10,61,326	17,20,881
LEATHER—										
Hides, tanned or dressed—										
Cow hides	Tons .. =No.	6 =2,200	18,574
Sheep skins	Tons .. =No. =2,000	1,866
Other skins	Tons .. =No. =408	250
Total Hides and Skins, tanned or dressed	Tons .. =No. =2,408	6 =2,200	2,116	18,574
MANURES—										
Bones, crushed	Owts. 23,921	31,139	40,414	41,829	41,162	29,40,545	35,18,366	41,61,968	44,61,459	42,11,468
Bones, uncrushed	Owts. 70	..	48	1	..	8,400	..	6,400	100	..
Bonemeal	Owts. 791	300	673	559	149	1,04,609	29,564	74,097	62,445	16,286
Total Bones	Owts. 24,782	31,439	41,135	42,389	41,301	30,53,554	35,47,918	42,42,460	45,24,004	42,27,754
Fish manures	Owts.	20	107	3,380	12,559
Other kinds	Owts. 200	1	27	26,272	128	3,910
METALS AND ORES—										
Chromite (chrome iron ore)	Owts. 1,225	5,180	3,860	12,129	1,811	34,725	1,62,306	1,16,416	3,64,129	55,794
Ferro-manganese	Owts. 619	321	3,233	1,000	1,500	1,11,192	56,880	3,20,914	18,000	9,000
Iron or steel Pig	Owts. 593	9	535	1,658	1,756	45,111	448	24,083	74,762	67,326
Lead	Owts. 19,300	127,528	143,584	282,616	172,722	95,681	4,31,794	22,31,638	36,88,985	24,01,334
Tin	Owts.	960	2,003	2,174	1,057	5,117	3,131
Ferrous manganese ore (b)	Owts. ..	6,389	136,477	182,397	167,68	52,52,450	48,16,307	52,30,297	51,62,960	47,22,047
Manganese ore	Owts. 308,247	168,621	50	170	30	1,36,546	45,000	1,07,487	45,000	45,351
Wolfram ore	Owts. 275,275	493,641	898,030	1,440,140	1,504,970	12,04,887	24,92,092	44,91,987	72,01,400	75,36,284
Zinc or spelter	Owts. ..	900	2,198	24,288	80,0945	1,845	5,520	4,358	43,548	57,408
Metals, unenumerated	Owts. ..	140	4,008	30	146	..	30,854	1,10,243	2,800	16,295
Total Metals and ores	Owts. 220,413	212,213	250,392	284,946	268,976	67,45,841	82,19,823	1,25,76,023	1,66,72,113	1,50,23,778
GRA	Owts. 7	400	274	662	938	3,480	23,978	14,958	60,490	86,758

(a) Figures prior to 1925-26 include "Bonemeal."
 (b) Separately recorded from 1925-26.

No. 13—continued
 BELGIUM—continued
 EXPORTS THERETO—continued

INDIAN MERCHANDISE—concluded

ARTICLES	QUANTITY					VALUE				
	1924-25	1925-26	1926-27	1927-28	1928-29	1924-25	1925-26	1926-27	1927-28	1928-29
OILS—										
Animal	5,998	5,998
Essential—										
Lemongrass oil . . .	136	696	80	1,180	1,408	2,380	11,640	1,360	19,922	23,936
Other sorts . . .	78	7	5,950	380
Vegetable, non-essential—										
Castor	12,173	24,750	..
Other kinds	29	101	549	1,008	..	391	1,473	1,034	2,080
Total Oils . . .	6,212	672	181	13,902	2,416	14,328	12,411	2,833	45,706	26,016
OILCAKES . . . Tons	2,663	7,668	4,682	11,810	27,209	4,01,555	10,81,843	5,62,419	14,66,066	36,84,764
PARAFFIN WAX . . .	2,755	2,584	6,171	5,880	5,790	12,53,548	11,65,580	28,07,777	27,20,449	25,81,250
PROVISIONS AND OILMAN'S STORES, ETC. . . Value	—	—	—	—	—	930	4,916	9,593	1,755	718
SEEDS—										
Oil-seeds—										
Castor . . . Tons	4,855	6,255	4,645	7,695	7,662	14,03,027	15,12,982	9,47,683	15,93,077	15,04,856
Copra or coconut kernel	125	41,956
Groundnuts . . .	16,308	11,013	6,362	14,048	9,471	48,74,597	32,98,582	16,15,232	38,51,112	22,78,325
Linseed . . .	42,998	32,240	17,499	5,900	1,595	1,12,60,202	32,53,442	35,77,931	12,04,076	3,24,022
Moha . . .	460	350	1,700	3,630	4,145	95,750	70,125	2,58,750	5,49,079	6,49,666
Mustard . . .	235	272	126	299	874	75,293	72,363	35,184	89,237	1,93,837
Niger . . .	55	115	89	100	185	11,016	22,979	18,101	20,720	39,683
Poppy . . .	86	100	76	15	..	24,200	25,006	23,437	5,175	..
Rape . . .	20,457	6,121	4,638	1,750	1,900	48,61,752	14,23,503	10,72,611	3,96,000	4,11,494
Sesamum (til or jinfil) . . .	400	1,100	..	175	349	1,18,345	3,14,820	..	44,625	89,120
Others	25	75	111	3,686	11,125	15,034
Total oil-seeds . . .	85,554	59,466	35,284	34,587	26,292	2,27,21,182	1,49,94,652	75,94,571	77,64,226	56,01,038
Other than oil-seeds . . .	100	100	..	27,500	26,000	..
Total Seeds . . .	85,954	59,466	35,284	34,687	26,292	2,27,48,682	1,49,94,652	75,94,571	77,60,226	56,01,038
SPICES—										
ILLUSTRATIVE OF NATURAL SCIENCES										
Spices—										
Cardamoms . . . Cwts.	11	15	20	13	..	5,260	5,000	5,520	3,280	..
Pepper . . .	355	125	..	600	100	18,886	6,250	..	43,500	9,400
Other sorts	35	..	22	1	..	1,400	10	800	29
Total Spices . . .	366	175	20	635	101	24,115	12,650	5,530	47,590	9,029
TRA—										
Black . . . Lbs.	3,055	121,466	1,580	1,110	5,490	3,055	62,525	2,452	1,115	5,425
TEXTILES—										
Cotton—										
Raw . . . Tons	35,950	43,410	28,335	41,016	61,877	5,49,90,048	5,61,58,705	2,83,32,890	4,17,91,643	6,18,24,037
Waste . . . Cwts.	21,489	30,578	41,067	29,096	38,602	5,99,190	8,99,545	8,68,200	5,87,791	7,05,217
Hemp (chiefly sann)—										
Raw . . .	295,134	301,874	265,989	248,135	267,130	74,82,059	72,24,281	47,78,739	39,78,697	45,93,044
Manufactures . . . Value	13,151
Jute—										
Raw . . . Tons	46,323	32,962	44,378	48,701	54,939	1,95,79,058	1,85,88,439	1,69,07,006	1,02,03,213	1,90,48,533
Twist and yarn . . . Lbs.	6,720	44,686	2,860	11,016
Manufactures—										
Gunny bags . . . No.	8,049,700	4,065,700	5,694,500	3,816,000	7,523,275	80,72,181	21,05,146	23,83,474	14,00,997	25,32,339
Gunny cloth . . . yds.	149,230	22,035
Other kinds . . . Cwts.	5	240	130	3,150
Total Jute Manufactures (including Twist and yarn) . . . Value	—	—	—	—	—	30,75,041	21,05,146	23,83,474	14,01,127	25,68,540
Wool, raw . . . Lbs.	38,848	35,504	289,747	756,770	1,908,954	21,540	31,259	2,21,375	6,20,001	16,68,233
" manufactures . . . Value	9,300	4,170	3,350	1,300	16,390
TORACCO, UNMANUFACTURED . Lbs.	1,711,221	1,365,998	616,593	62,064	208,885	3,19,489	2,12,184	1,11,875	21,104	21,027
WAX OF ALL KINDS OTHER THAN PARAFFIN WAX (excluding CANDLES) . . . Cwts.	..	339	118	..	30	..	87,957	11,003	..	3,000
WOOD AND TIMBER—										
Timber other than Railway sleepers—										
Teak wood . . . Cbik Tons	535	282	..	60	210	1,49,385	84,654	..	17,013	58,207
ALL OTHER ARTICLES OF MERCHANDISE . . . Value	—	—	—	—	—	88,787	04,899	2,78,000	1,37,785	86,061
GRAND TOTAL . . .	—	—	—	—	—	15,35,24,855	12,34,47,376	8,77,20,155	10,92,18,228	13,40,01,881

No. 13—continued
BELGIUM—concluded
EXPORTS THEREFROM—concluded

FOREIGN MERCHANDISE

ARTICLES	QUANTITY					VALUE				
	1924-25	1925-26	1926-27	1927-28	1928-29	1924-25	1925-26	1926-27	1927-28	1928-29
APPAREL (excluding HOSIERY AND BOOTS AND SHOES) . Value	—	—	—	—	—	₤	₤	₤	₤	₤
COAL AND COKE . Tons	905	1,565	100	797	—	52,575	2,500	1,200	2,610	3,480
DYEING AND TANNING SUBSTANCES—						23,815	27,005	2,700	16,994	—
Aniline . Lbs.	—	—	62,642	81,816	26,024	—	—	1,24,991	1,85,532	55,952
FRUITS AND VEGETABLES . Value	—	—	—	—	—	14,409	21,940	6,120	8,450	9,750
GUMS AND RESINS . Cwts.	7,161	8,101	8,786	8,816	7,501	2,16,418	2,41,134	2,65,123	1,81,550	3,10,321
HARDWARE (excluding CUTLERY AND ELECTROPLATED WARE) . Value	—	—	—	—	—	875	990	21,050	13,597	33,540
JEWELLERY (excluding IMITATION JEWELLERY AND PRECIOUS STONES AND PEARLS, UNSET ALSO PLATE OF GOLD AND SILVER) . Value	—	—	—	—	—	—	—	—	—	—
METALS AND ORES . Tons	336	133	188	80	418	34,955	12,177	12,869	11,300	23,395
OILS . Gals.	—	1,405	221	—	—	—	8,136	454	6,693	20
PAINTS AND COLOURS . Cwts.	—	—	1,211	—	6	—	—	8,693	—	—
PROVISIONS AND OILMAN'S STORES (excluding FISH AND FRUITS AND VEGETABLES) Cwts.	—	1,561	17	4	39	—	93,678	586	345	3,325
TEXTILES—										
Cotton—										
Raw . Tons	—	50	30	9	—	—	1,01,850	63,440	11,500	—
Manufactures—										
Floor-goods . Yards	—	4,532	—	—	3,342	—	5,614	—	—	1,000
Wool, manufactures . Value	—	—	—	—	—	300	1,633	12,280	1,400	23,610
VEHICLES (excluding LOCOMOTIVES, ETC., FOR RAILWAYS)—										
Ships, parts of (including Launches and boats) . Value	—	—	—	—	—	—	45,073	—	—	—
ALL OTHER ARTICLES OF MERCHANDISE	—	—	—	—	—	15,819	23,173	33,423	22,093	19,661
GRAND TOTAL	—	—	—	—	—	3,59,166	6,04,403	5,52,929	4,63,033	4,63,144
GRAND TOTAL OF INDIAN AND FOREIGN MERCHANDISE	—	—	—	—	—	15,36,84,021	12,40,51,779	8,82,73,034	10,96,82,311	13,44,89,980

LUXEMBURG

IMPORTS THEREFROM

ARTICLES	QUANTITY					VALUE				
	1924-25	1925-26	1926-27	1927-28	1928-29	1924-25	1925-26	1926-27	1927-28	1928-29
METALS AND ORES—						₤	₤	₤	₤	₤
Steel—										
Angle and tee . Tons	2,061	1,696	1,881	1,763	1,960	2,56,363	1,58,119	1,61,221	1,49,986	1,87,606
Bars	11,940	8,218	16,394	22,003	15,805	14,60,249	7,38,346	15,08,656	18,99,241	16,80,022
Other sorts	—	12	10	10	31	—	1,354	2,156	964	2,704
Total Steel	14,001	9,926	18,285	23,776	17,796	17,16,112	9,47,819	16,72,033	20,50,193	18,50,332
Iron or Steel—										
Beams, channels, pillars, girders and bridge-work	1,697	424	605	1,114	575	1,83,200	39,316	55,407	94,807	52,363
Hoops and strips	357	157	594	433	647	63,271	21,192	67,659	45,587	71,835
Rails, chairs and subplates	25	—	169	11	—	4,661	—	15,588	1,009	—
Sheets and plates—										
Not galvanised or tinned	153	23	555	871	290	22,713	2,755	65,456	1,30,813	30,921
Other manufactures of iron or steel	44	1	21	21	340	9,530	156	2,460	3,451	55,809
Total Iron or Steel	2,281	605	2,084	2,450	1,952	2,82,376	63,429	2,06,570	2,75,667	2,10,953
Other metals	—	—	4	—	5	—	—	1,259	—	519
Total Metals (excluding ores)	16,282	10,531	20,323	26,226	19,653	19,98,487	10,11,248	18,79,862	23,25,860	20,61,804
POSTAL ARTICLES NOT SPECIFIED	—	—	—	—	—	1	—	—	—	—
ALL OTHER ARTICLES OF MERCHANDISE	—	—	—	—	—	5,103	—	4,827	6,302	27,843
GRAND TOTAL	—	—	—	—	—	20,93,591	10,11,248	18,84,689	23,32,162	20,89,652

LUXEMBURG
CHANNEL ISLANDS

(310)

No. 13—continued

LUXEMBURG—continued

EXPORTS THERE TO

INDIAN MERCHANDISE										
ARTICLES	QUANTITY					VALUE				
	1924-25	1925-26	1926-27	1927-28	1928-29	1924-25	1925-26	1926-27	1927-28	1928-29
						R	R	R	R	R
TOTAL VALUE	—	—	—	—	—	7,000	670

FOREIGN MERCHANDISE										
ARTICLES	QUANTITY					VALUE				
	1924-25	1925-26	1926-27	1927-28	1928-29	1924-25	1925-26	1926-27	1927-28	1928-29
VEHICLES (including LOCOMOTIVES, ETC., FOR RAILWAYS)	—	—	—	—	—	R 78,150	R ..	R ..	R ..	R ..
TOTAL VALUE	—	—	—	—	—	78,150
GRAND TOTAL OF INDIAN AND FOREIGN MERCHANDISE ..	—	—	—	—	—	85,150	670

CHANNEL ISLANDS

IMPORTS THEREFROM

ARTICLES	QUANTITY					VALUE				
	1924-25	1925-26	1926-27	1927-28	1928-29	1924-25	1925-26	1926-27	1927-28	1928-29
POSTAL ARTICLES NOT SPECI- FIED Value	—	—	—	—	—	R ..	R 6,397	R 2,10,049	R 7,79,465	R 536
GRAND TOTAL	—	—	—	—	—	..	6,397	2,10,049	7,79,465	536

EXPORTS THERE TO

INDIAN MERCHANDISE										
ARTICLES	QUANTITY					VALUE				
	1924-25	1925-26	1926-27	1927-28	1928-29	1924-25	1925-26	1926-27	1927-28	1928-29
TOTAL VALUE	—	—	—	—	—	R 1,836	R 390	R ..	R 84	R ..

FOREIGN MERCHANDISE
Nil.

No. 13—continued
FRANCE
IMPORTS THEREFROM

ARTICLES	QUANTITY					VALUE				
	1924-25	1925-26	1926-27	1927-28	1928-29	1924-25	1925-26	1926-27	1927-28	1928-29
APPAREL (excluding hosiery and boots and shoes)—						B	B	B	B	B
Apparel (including drapery, uniforms, accoutrements) . . . Value	—	—	—	—	—	99,489	85,359	1,04,677	1,64,843	1,99,539
Gold and silver thread . . . "	—	—	—	—	—	16,16,431	17,37,348	19,06,124	21,57,871	24,66,074
Hats, caps, bonnets, etc. . . "	—	—	—	—	—	11,285	48,785	24,630	32,958	69,404
Lametta Lbs.	119,893	98,254	148,639	230,305	363,461	2,29,955	1,95,487	2,75,954	4,18,796	5,90,420
Others Value	—	—	—	—	—	2,947	267	3,236	5,362	1,375
Total Apparel, etc. . . "	—	—	—	—	—	20,60,110	20,67,246	24,04,671	27,79,830	33,26,703
ARMS AMMUNITION AND MILITARY STORES—										
Cartridge cases . . . No.	14,382,152	1,497,105	5,358	6,805	60,912	7,15,764	60,919	550	2,035	12,001
Explosives—										
Blasting fuse { . . . Lbs.	10,447	124,059	175,214	6,065	62,561	80,552
.. { . . . No. of coils	—37,500	—388,000	497,012
Firearms and parts there-of—										
Firearms (a) . . . No.	—	—	169	168	286	3,51,540	12,753	18,900	21,572	1,47,042
Parts of firearms (a) . . . Value	—	—	—	—	—	..	480	640
Total Firearms, etc. . . "	—	—	—	—	—	3,51,540	12,753	19,380	21,572	1,47,682
Other sorts "	—	—	—	—	—	4,60,535	22,630	27,781	12,078	5,15,749
Total of Arms, etc. . . "	—	—	—	—	—	15,27,889	96,302	53,776	98,241	7,55,984
ART. WORKS OF (other than PICTURES) . . . "	16,628	12,577	23,626	21,784	12,677
ASBESTOS MANUFACTURES . . . "	16,266	22,728	22,659	5,052	1,462
BOOKS, PRINTED, AND PRINTED MATTER (not being STATIONERY) including MARKS AND CHARMS Owt.	122	236	459	449	341	14,720	18,410	57,314	35,656	39,269
BOOTS AND SHOES—										
Of leather Pairs	2,804	7,843	12,038	7,371	5,633	26,878	82,312	1,11,420	74,321	55,692
Of other materials . . . "	1,639	5,627	27,236	23,668	26,936	10,160	23,999	61,302	47,986	40,695
Total Boots and Shoes . . . "	4,443	13,470	39,274	31,039	31,569	37,038	1,16,311	1,72,722	1,22,307	96,387
BRUSHES AND BROOMS . . . Dops.	3,421	5,332	3,776	3,505	2,435	13,746	11,659	11,422	10,186	7,090
BUILDING AND ENGINEERING MATERIALS other than OF IRON, STEEL OR WOOD—										
Tiles No.	1,071,845	1,795,768	2,043,939	2,930,977	3,155,835	1,20,988	1,89,467	1,87,120	1,76,278	1,89,820
Other kinds Value	—	—	—	—	—	6,305	5,756	2,641	2,572	10,819
Total Building and Engineering materials, etc. . . "	—	—	—	—	—	1,27,293	1,94,223	1,89,761	1,78,850	2,00,639
BUTTONS OF ALL SORTS . . . "	10,672	24,247	34,443	29,098	45,169
CHALK, FRENCH . . . Owt.	471	998	1,187	2,127	898	2,700	4,313	4,855	8,865	2,179
CHEMICALS AND CHEMICAL PREPARATIONS (excluding CHEMICAL MANURES AND MEDICINES)—										
Acids "	..	60	84	40	145	..	3,068	2,745	3,316	12,619
Aluminous sulphates . . . "	2,017	400	2,401	5,857	7,688	12,545	1,732	12,487	29,140	37,321
Bleaching materials—										
Bleaching powder (calcium hypochlorate, chloride of lime) . . . "	..	346	2,077	4,443	2,849	..	2,332	17,339	34,499	19,216
Carbide of Calcium . . . "	..	40	960	3,032	560	..	547	13,306	40,327	7,310
Potassium compounds . . . "	..	20	402	2,423	6,882	..	1,009	4,826	43,527	1,06,528
Soda compounds "	288	556	1,311	1,727	1,341	2,367	5,718	10,586	21,090	14,047
Zinc compounds "	40	723	204	1,025	10,219	2,589
Other sorts of chemicals Value	—	—	—	—	—	66,827	33,780	76,311	1,13,500	1,55,863
Total Chemicals and Chemical preparations, etc. . . "	—	—	—	—	—	74,239	119,136	1,39,475	2,96,155	3,57,592

(a) Separately recorded from 1928-27.

No. 13—continued

FRANCE—continued
IMPORTS THEREFROM—continued

ARTICLES	QUANTITY					VALUE				
	1924-25	1925-26	1926-27	1927-28	1928-29	1924-25	1925-26	1926-27	1927-28	1928-29
						₤	₤	₤	₤	₤
CLOCKS AND WATCHES AND PARTS THEREOF—										
Clocks and timepieces . No.	8,047	6,311	18,487	14,572	33,049	84,669	24,010	78,719	45,733	1,02,386
Watches	23,760	4,864	10,381	26,439	18,038	50,746	17,904	23,784	65,117	83,749
Parts of clocks and watches Value	—	—	—	—	—	50	225	2,738	8,567	2,325
Total Clocks and Watches and parts thereof	—	—	—	—	—	85,465	42,739	1,10,241	1,19,417	1,48,460
CORK MANUFACTURES . Cwts.	539	488	487	143	162	48,426	45,583	38,067	17,934	12,824
CUTLERY Value	—	—	—	—	—	19,913	23,781	16,123	21,143	38,989
DRUGS AND MEDICINES (excluding CHEMICALS AND NARCOTICS)—										
Proprietary and patent medicines	—	—	—	—	—	1,69,981	2,17,347	1,77,556	1,73,126	3,63,163
Quinine salts Lbs.	310	1,012	439	106	448	9,700	25,162	8,476	2,023	7,324
Saccharin	—	—	1,009	4,892	6,544	—	—	2,720	13,918	25,915
Storax, (including liquid storax (rosu mellosa))	69,564	76,487	86,029	1,02,380	163,879	20,013	18,896	26,412	27,313	50,460
Other sorts of drugs and medicines Value	—	—	—	—	—	2,68,586	4,52,734	4,38,171	4,49,100	5,31,734
Total Drugs and Medicines, etc.	—	—	—	—	—	4,68,280	7,14,139	6,53,835	6,70,480	9,79,095
DYEING AND TANNING SUBSTANCES—										
Cochineal Cwts.	5,304	1,459	2,484	2,309	1,601	2,71,467	2,20,305	3,24,988	4,79,398	4,59,945
Dyes obtained from coal tar—										
Alizarine Lbs.	—	2,270	9,520	8,373	560	—	1,036	4,541	5,849	281
Aniline	11,762	100,103	68,440	158,247	121,125	20,905	1,54,434	1,46,110	2,66,638	3,42,977
Saffron	11,586	11,640	27,991	25,430	29,221	3,05,205	5,35,885	6,35,402	3,35,091	5,85,900
Other sorts (including iso-dye) Value	—	—	—	—	2,766	4,614	5,711	5,765	3,925	3,918
Total Dyeing and Tanning substances	—	—	—	—	—	6,02,101	9,17,271	11,16,896	10,90,951	13,98,021
EARTHENWARE AND PORCELAIN (excluding pipes of earthenware)—										
Earthenware (excluding pipes)	—	—	—	—	—	10,995	25,451	99,198	82,077	97,123
Porcelain	—	—	—	—	—	9,608	3,386	20,536	30,154	36,264
ELECTROPLATEDWARE	—	—	—	—	—	2,760	3,662	22,650	2,356	4,145
FIREWORKS Lbs.	9,349	12,014	33,196	12,111	60,423	12,721	14,944	41,118	12,779	66,586
FRUITS AND VEGETABLES—										
Fruits and vegetables: dried, salted, or preserved not being canned or bottled—										
Almonds Tons	584	563	975	1,542	1,174	4,26,368	4,91,619	8,74,568	12,54,194	9,59,942
Dates	15	—	161	7	6	10,454	—	24,480	1,070	1,120
Other sorts Value	—	—	—	—	—	8,867	36,006	23,676	6,089	9,830
Total Fruits and Vegetables	—	—	—	—	—	4,55,689	5,27,625	9,22,724	12,61,353	9,70,892
FURNITURE AND CABINETWARE—										
Furniture of wood (other than bedsteads)	—	—	—	—	—	11,899	4,428	10,793	33,212	20,566
Furniture of other materials (other than bedsteads)	—	—	—	—	—	5,743	13,691	9,324	36,096	19,952
Other sorts	—	—	—	—	—	1,031	258	889	3,282	625
Total Furniture and Cabinetware	—	—	—	—	—	18,673	23,377	21,506	78,490	41,143
GLASS AND GLASSWARE—										
Beads and false pearls. Cwts.	54	60	99	118	107	32,694	32,219	41,344	54,000	1,36,371
Sheet and plate Sq. ft.	7,500	285	2,830	42,360	103,594	825	1,050	2,405	36,427	37,259
Other Glassware Value	—	—	—	—	—	43,752	54,175	61,341	1,07,036	1,61,586
Total Glass and Glassware	—	—	—	—	—	77,271	87,444	1,05,090	1,97,463	3,35,207

No. 13—continued
FRANCE—continued
IMPORTS THEREFROM—continued

ARTICLES	QUANTITY					VALUE				
	1924-25	1925-26	1926-27	1927-28	1928-29	1924-25	1925-26	1926-27	1927-28	1928-29
HARDWARE, excluding CUTLERY AND ELECTROPLATED WARE—						B	B	B	B	B
Domestic hardware, other than enamelled ironware . . . Value	—	—	—	—	—	4,470	10,066	12,931	5,459	9,592
Implements and tools, other than agricultural implements and machine tools . . .	—	—	—	—	—	1,32,278	1,41,313	1,41,953	1,34,804	1,30,739
Lamps, metal . . . No.	2,980	2,409	1,364	1,308	1,968	12,238	9,637	8,654	11,234	11,232
Saws and strong boxes of metal . . .	3	68	59	153	33	4,246	14,339	30,332	4,505	1,236
Other sorts . . . Value	—	—	—	—	—	1,10,679	2,97,445	1,81,009	1,95,587	2,32,458
Total Hardware, excluding cutlery, etc. . .	—	—	—	—	—	2,72,961	4,73,308	3,75,379	4,11,569	4,85,307
INSTRUMENTS, APPARATUS, AND APPLIANCES, AND PARTS THEREOF—										
Electrical (including telegraph and telephone apparatus not being machinery)—										
Telegraph and Telephone instruments, apparatus Value	—	—	—	—	—	12,236	111	350
Electric lamps and parts thereof—										
Electric glow lamps . . . No.	2,685	32,073	77,443	10,306	630	1,756	16,322	29,011	4,807	580
Electro-medical apparatus (including X-ray apparatus) . . . Value	—	—	—	—	—	320	31,991	47,369	8,433	2,629
Electrical goods and apparatus not enumerated . . .	—	—	—	—	—	25,293	56,490	51,939	60,657	80,941
Total of Electrical Instruments, etc. . .	—	—	—	—	—	39,655	1,04,914	1,28,319	73,997	84,480
Musical . . .	—	—	—	—	—	94,918	89,449	96,406	64,182	92,232
Optical . . .	—	—	—	—	—	12,248	20,022	37,901	56,481	77,049
Photographic . . .	—	—	—	—	—	1,22,818	1,43,303	1,37,639	1,33,284	2,35,759
Scientific and philosophical . . .	—	—	—	—	—	50,004	31,686	37,601	17,257	18,376
Surgical . . .	—	—	—	—	—	5,464	10,208	16,828	29,713	10,852
Wireless apparatus (a) . . .	—	—	—	—	—	—	24,473	2,159	21,184	2,02,804
Other kinds . . .	—	—	—	—	—	5,581	9,515	78,062	1,66,721	25,284
Total Instruments, Apparatus, and Appliances, and parts thereof . . .	—	—	—	—	—	3,30,638	4,33,575	5,29,863	5,67,719	7,37,741
IVORY—										
Unmanufactured . . . Lbs.	1,177	732	2,621	407	400	13,048	3,777	20,741	1,935	3,913
Manufactured . . . Value	—	—	—	—	—	493	117	..	407	..
Total Ivory . . .	—	—	—	—	—	13,541	3,894	20,741	2,342	3,913
JEWELLERY (excluding IMITATION JEWELLERY AND PSEUDOUS STONES AND FRILLS, UNSET) ALSO PLATE OF GOLD AND SILVER—										
Jewellery . . .	—	—	—	—	—	5,290	3,33,871	3,35,052	7,599	46,691
Plate of gold and silver . . .	—	—	—	—	—	9,724	22,560	19,933	23,398	46,035
LEATHER—										
Skins, tanned or dressed { Tons	1	1	1	15,820	2,060	10,320	689	4,945
{ No.	4,445	303	1,384	465	1,285					
Unwrought . . . Owt.	2	4	5	180	62	1,495	2,287	2,131
Manufactures (excluding boots and shoes and belting for machinery)—										
Picking bands and straps . . .	33	49	161	27	343	3,791	11,405	35,432	4,467	31,304
Other sorts . . . Value	—	—	—	—	—	17,060	10,304	18,195	13,731	23,224
Total Leather . . .	—	—	—	—	—	41,831	23,921	65,451	21,324	1,16,654
LIQUORS including DENATURED AND PERFUMED SPIRITS—										
Spirit—										
Brandy . . . Gals.	316,660	243,392	390,185	357,956	331,333	40,43,533	39,23,312	44,61,234	41,00,999	41,06,321
Liquors . . .	7,206	10,637	23,652	9,332	10,336	1,20,377	1,33,993	1,46,702	1,37,602	1,53,146
Whisky . . .	331	6,125	31	481	721	2,600	1,01,619	1,045	6,277	7,237
Spirit, present in drugs, medicines, or chemicals . . .	9,515	19,726	17,634	14,691	15,065	2,29,700	4,14,276	3,39,664	3,51,904	3,55,059
Spirit, perfumed . . .	4,646	7,549	6,065	4,637	5,302	3,11,554	4,86,446	3,13,459	4,41,133	4,45,843
Other sorts of spirit . . .	1,343	1,394	5,415	1,746	2,859	28,095	13,945	53,240	32,73	45,875
Total Spirit . . .	339,721	303,778	429,973	383,443	415,571	47,35,914	50,33,591	55,15,294	50,70,650	52,07,181

(a) Separately recorded from 1925-26.

ARTICLES	QUANTITY					VALUE				
	1924-25	1925-26	1926-27	1927-28	1928-29	1924-25	1925-26	1926-27	1927-28	1928-29
LIQUORS (including DENATURIZED AND PERFUMED SPIRITS—contd.)						R	R	R	R	R
Wines—										
Champagne, and other sparkling wines Gals.	11,168	19,346	20,587	18,070	19,893	3,06,968	5,22,527	5,61,672	5,32,033	5,94,584
Port "	711	546	481	728	894	9,421	4,828	5,774	9,885	10,257
Still red wines, other than port "	13,943	21,205	16,431	16,519	12,949	1,18,037	1,34,865	1,09,811	1,19,821	92,444
Still white wines, other than Sherry, Madeira, and Marsala "	7,090	6,604	8,085	10,149	8,382	70,203	55,646	56,187	83,402	67,158
Other sorts "	98,031	53,865	63,817	72,081	63,380	6,82,420	3,37,290	3,48,587	4,22,085	3,89,483
Total Wines "	130,941	106,566	109,401	117,497	109,598	11,87,051	10,54,656	10,81,981	11,87,179	11,43,626
Other sorts of liquors "	920	223	1,554	650	676	2,211	586	3,940	2,337	3,907
Total Liquors "	471,592	500,562	540,928	506,590	525,845	59,25,176	61,43,833	66,01,215	62,60,166	68,54,714
MACHINERY AND MILLWORK—										
Prime-movers (other than electrical)—										
Other than locomotives—										
Parts of steam engines Value	—	—	—	—	—	2,846	635	13,774	10,982	13,404
Electrical machinery of all kinds not including instruments, apparatus, appliances and parts thereof—										
Generators, alternators and dynamos "	—	—	—	—	—	9,514	6,282	2,756	10,638	3,406
Motors "	—	—	—	—	—	4,063	52,826	27,909	23,226	13,210
Others "	—	—	—	—	—	22,369	7,424	32,958	27,530	17,326
Total Electrical machinery "	—	—	—	—	—	35,945	66,531	63,623	60,594	33,942
Machinery, not being prime-movers or electrical machinery—										
Rollers "	—	—	—	—	—	2,308	1,355	1,701	17,440	15,609
Metal working machinery (including machine tools) "	—	—	—	—	—	12,399	70,101	10,567	13,145	24,612
Oil crushing and refining machinery "	—	—	—	—	—	—	2,166	2,285	24,763	23,313
Sawmill and wood working machinery "	—	—	—	—	—	—	—	—	—	—
Sewing and knitting machines No.	12	7	8	19	1	13,015	1,130	9,008	6,487	3,841
Parts of sewing and knitting machines Value	—	—	—	—	—	3,840	7,713	4,617	29,425	455
Sugar machinery "	—	—	—	—	—	441	2,356	8,243	10,653	392
Other sorts of machinery "	—	—	—	—	—	69,441	54,746	7,804	46,245	61,087
Total Machinery and Millwork "	—	—	—	—	—	2,29,231	3,01,999	2,77,833	4,22,821	4,68,325
METALS AND ORES—										
Aluminium—										
Unwrought (ingots, blocks, bars, etc.) Cwts.	—	120	—	—	27	—	—	—	—	—
Wrought—										
Circles "	470	5,547	829	5,132	11,606	49,478	5,60,366	89,706	4,31,767	9,60,643
Sheets "	—	108	117	255	127	—	10,265	11,678	18,470	9,173
Other manufactures "	4	439	64	120	85	703	45,255	8,068	12,027	7,589
Total Aluminium "	474	6,212	1,010	5,507	11,845	50,181	6,25,083	1,09,452	4,62,264	9,78,768
Brass, Bronze, and similar alloys and manufactures thereof—										
Wrought—										
Mixed or Yellow metal for sheathing "	—	250	1,125	7,224	4,350	—	13,043	54,369	3,42,188	2,20,309
Rods "	—	766	177	1,634	569	—	33,694	7,955	58,438	23,065
Wire "	840	1,770	2,164	5,488	4,501	54,239	1,12,728	1,22,033	2,80,721	2,31,611
Other sorts "	146	1,329	3,692	664	1,403	12,373	74,349	1,37,781	37,716	75,787
Total Brass, Bronze, etc. "	986	4,115	7,158	15,010	10,328	67,617	2,33,824	3,72,138	7,19,063	5,51,770
Copper—										
Wrought—										
Braziers "	—	108	91	403	—	—	—	—	19,825	—
Sheets "	1,231	19,577	12,327	1,517	2,199	—	—	—	77,132	—
Tubes "	59	103	630	34,578	36,009	74,635	6,165	4,396	16,65,033	1,16,693
Wire, excluding wire or telegraph and telephone "	549	2,116	479	671	805	4,334	10,27,469	6,35,138	39,606	18,71,558
Other manufactures "	113	131	52	255	273	38,966	1,32,156	23,412	62,807	64,959
Total Copper (excluding ore) "	1,957	22,019	14,079	38,345	40,690	1,48,244	11,95,007	7,19,238	18,79,823	21,09,023

No. 13—continued
FRANCE—continued
IMPORTS THEREFROM—continued

ARTICLES	QUANTITY					VALUE				
	1924-25	1925-26	1926-27	1927-28	1928-29	1924-25	1925-26	1926-27	1927-28	1928-29
						R	R	R	R	R
METALS AND ORES—continued										
Iron—										
Iron Tons	..	7	100	51	101	..	951	8,467	5,390	9,478
Steel—										
Angle and tee "	1,919	7,561	5,631	10,895	8,648	2,46,908	6,92,882	5,05,722	9,51,478	8,77,442
Bars "	4,247	10,388	9,188	8,797	12,332	5,51,741	9,93,992	8,31,952	7,72,609	12,62,384
Spring "	101	405	989	60	89	17,498	53,989	1,30,977	7,271	9,789
Cast—										
Tool steel—										
High speed "	35	16	57	8	11	31,767	11,195	25,081	68,907	54,433
Carbon "	1	1	6	1,361	5,905	14,788	10	..
Cast steel bars "	6	3	4	742	17,106	21,865
Other kinds "	2	1	1	..	1	293	100	104	1,860	3,523
Total Steel "	6,305	18,372	15,878	19,763	21,085	8,49,573	17,58,063	15,09,311	18,19,891	22,29,932
Iron or steel—										
Beams, Channels, pillars, girders and bridge-work "	6,185	16,182	10,726	10,256	20,558	6,75,120	15,18,860	9,45,072	13,99,439	18,67,566
Bolts and nuts "	8	9	132	182	390	3,178	3,018	29,425	41,548	1,01,523
Fencing materials (including fencing wire) "	5	79	177	283	932	1,345	14,461	30,686	55,526	1,79,343
Hoops and strips "	203	1,028	633	2,169	1,924	28,041	1,34,380	78,037	2,48,544	2,13,750
Nails, rivets and washers (excluding wire nails) "	2	74	62	259	214	1,032	10,962	16,230	76,980	63,371
Pipes and fittings, cast "	1,176	85	..	1,410	746	1,04,061	11,848	53	1,92,381	1,12,557
Screws "	4	..	1	65	49	3,103	..	1,140	31,322	10,461
Sheets and plates—										
Not galvanised or tinned "	1,455	8,311	3,571	3,337	572	2,60,602	11,23,794	3,97,918	2,53,305	63,453
Tubes, pipes and fittings wrought "	634	338	307	1,346	3,900	1,69,067	96,124	1,86,649	4,11,014	7,64,614
Wire nails "	22	24	174	184	279	5,396	3,699	27,667	34,094	48,653
Other manufactures of iron or steel "	13	580	712	3,164	3,183	5,892	95,418	1,09,219	2,96,847	2,89,358
Total Iron or Steel "	9,712	26,660	16,995	23,160	32,622	12,56,957	30,11,564	18,22,746	30,46,043	37,23,653
Lead—										
Unwrought—										
Ore "	78	230	238	339	194	45,080	1,38,936	1,29,355	1,56,975	73,463
Pig Cwts.	324	100	6,886	2,000
Wrought "	301	2,045	2,072	1,135	1,724	23,732	60,042	57,125	32,126	49,327
Total Lead (excluding ore) "	381	2,045	2,072	1,459	1,924	23,732	60,042	57,125	39,012	49,327
Quicksilver Lbs.	3,750	11,250
Others Cwts.	19	..	30	120	423	735	911	3,169	4,368	24,391
Total Metals (excluding ores) Tons	16,228	46,759	34,192	50,999	57,091	23,91,039	63,85,445	46,12,996	79,75,654	96,68,964
Total Ores "	78	230	238	340	194	45,080	1,38,936	1,29,355	1,57,027	73,492
Total Metals and Ores "	16,306	46,989	34,430	51,339	57,285	24,37,019	70,24,431	47,42,351	81,32,681	97,42,456
Mica Cwts.	232	124	70	304	518	21,617	150	4,533	5,262	47,980
Oils—										
Essential Gals.	4,738	2,933	3,139	3,014	2,860	1,96,937	1,48,757	1,59,796	1,62,184	1,48,080
Vegetable, non-essential "	2,955	7,187	4,001	4,427	5,177	15,464	35,793	20,352	25,162	31,598
Other kinds "	402	4,663	159	303	1,315	4,496	10,094	874	2,363	3,368
Total Oils "	8,095	14,783	7,299	7,744	9,352	2,16,907	1,89,644	1,81,024	1,89,709	1,83,046
OILCLOTH AND FLOOR CLOTH Sq. Yd	3,500	3,851	9,095	13,403	36,654	3,216	9,059	12,617	11,281	32,548
PAINTS AND PAINTERS' MATERIALS—										
Pigments and Colours Cwts.	797	874	767	892	1,780	21,566	29,070	15,676	29,548	49,774
Painters' materials Values	—	—	—	—	—	1,295	7,043	1,311	11,498	32,362
Total Paints and Painters' materials "	—	—	—	—	—	22,861	36,113	26,987	41,046	82,136

ARTICLES	QUANTITY					VALUE				
	1924-25	1925-26	1926-27	1927-28	1928-29	1924-25	1925-26	1926-27	1927-28	1928-29
PAPER AND PASTEBOARD—										
Paper—										
Writing paper and Envelopes . . . Cwts.	29	94	123	84	398	1,885	7,978	7,708	6,655	13,578
Other kinds of paper ..	1,203	2,254	1,873	1,984	5,659	1,12,301	1,84,358	1,71,072	1,71,820	3,72,290
Paper manufactures . . .	628	508	608	333	50	70,033	57,430	60,198	33,326	9,048
Pasteboard, millboard, etc. . .	16	32	115	44	172	4,122	4,880	13,295	8,508	12,345
Total Paper and Pasteboard . . .	1,876	2,888	2,714	2,485	6,279	1,86,341	2,54,646	2,52,268	2,20,304	4,07,270
PERFUMERY, not being PERFUMED SPIRIT . . . Value	—	—	—	—	—	15,474	8,696	11,750	23,219	31,316
PRECIOUS STONES AND PEARLS, UNSET—										
Diamonds . . .	—	—	—	—	—	1,27,209	3,37,554	1,87,688	35,116	55,328
Other precious stones . . .	—	—	—	—	—	34,390	46,043	9,644	30,080	53,108
Pearls . . .	—	—	—	—	—	4,500
PRINTS ENGRAVINGS AND PICTURES, PROVISIONS AND OILMAN'S STORES (including FISH AND FRUITS AND VEGETABLES, CANNED OR BOTTLED)—										
Canned and bottled provisions—										
Canned or bottled fruits Cwts.	127	248	318	268	207	16,788	23,181	31,455	29,980	26,432
Tinned or canned fish ..	150	256	213	186	135	19,698	20,073	27,470	23,606	20,977
Others . . .	1,608	2,916	4,018	4,829	5,793	1,34,781	2,05,608	2,56,450	2,78,461	2,95,069
Cheese (including canned) . . .	28	92	162	186	239	5,607	10,773	22,931	10,123	32,171
Cocoa and chocolate . . .	18	53	32	121	209	2,555	4,383	2,715	10,936	32,076
Confectionery . . .	100	120	420	594	475	27,312	26,138	35,678	55,457	49,499
Milk, condensed and preserved, including milk cream . . .	117	218	601	1,253	4,863	6,044	10,416	44,649	75,771	2,94,113
Other sorts of provisions Value	—	—	—	—	—	29,559	62,048	45,308	50,074	95,320
Total Provisions, and Oilman's stores . . .	—	—	—	—	—	2,42,839	3,71,620	4,66,656	5,43,408	3,46,157
RAILWAY PLANT AND ROLLING STOCK—(a)										
Wagons and parts thereof . . .	—	—	—	—	—	..	1,699	52,630	..	—
Sleepers and keys of steel or iron . . . Tons	..	1,182	2,135	2	—	..	96,117	1,73,784	445	—
Others . . . Value	—	—	—	—	—	32,969	7,498	7,845	486	—
Total of Railway plant and Rolling stock . . .	—	—	—	—	—	32,969	1,05,314	2,34,259	931	—
RUBBER—										
Manufactures—										
Pneumatic motor covers, No.	57,599	36,827	75,017	62,871	48,101	24,78,108	17,33,979	26,04,846	22,78,787	17,61,379
" " tubes ..	80,316	78,265	93,045	86,795	77,846	6,64,494	6,26,596	5,92,172	5,91,155	5,44,965
" " cycle covers ..	2,430	531	3,569	1,574	4,072	6,919	8,698	33,221	19,387	25,484
Pneumatic motor cycle tubes ..	1,705	628	2,339	1,860	6,671	2,867	3,361	7,352	6,484	13,504
Pneumatic cycle covers ..	51,306	341,511	293,940	248,726	232,210	1,33,054	3,35,164	5,84,173	4,42,968	4,32,743
Solid rubber " tubes ..	57,329	130,284	321,060	325,557	422,687	68,040	1,39,121	3,49,608	3,42,082	4,60,669
Motor Vehicles . . .	1,470	2,223	12	150	..	58,598	54,467	748	6,606	..
Other manufactures except apparel, boots and shoes . . . Value	—	—	—	—	—	53,802	9,764	12,318	16,985	4,781
Total Rubber manufactures . . .	—	—	—	—	—	34,65,877	29,41,150	41,84,438	37,04,054	32,93,523
SALT . . . Tons	1	958	..	462	28,200	3
SEEDS—										
Oil seeds—										
Essential . . . Tons	..	60	138	857	1,145	..	27,362	55,244	4,00,394	4,59,974
Other sorts . . .	1	2	10	45	118	4,438	5,712	6,245	30,606	57,452
Total Seeds . . .	1	62	148	902	1,263	4,438	33,077	61,490	4,31,000	5,17,426
SMOKERS' REQUISITES (excluding TOBACCO) . . . Value	—	—	—	—	—	1,95,963	1,31,241	1,24,684	1,27,617	71,105
Household and laundry soap in bars or tablets . . . Cwts.	74	666	1,690	6,338	23,277	2,104	18,095	40,154	1,56,795	5,06,469
Toilet Soap . . .	303	457	639	1,372	1,802	25,684	37,032	71,893	90,916	1,32,987
Other sorts . . .	234	128	481	322	150	9,618	4,160	18,068	8,710	6,998
SPICES—										
Cloves . . . Cwts.	..	226	716	..	2,081	..	14,870	44,396	..	1,33,866
STATIONERY (excluding PAPER) . . . Value	—	—	—	—	—	—	—	—	—	—
STONE AND MARBLE . . . Tons	14	7	248	24	..	8,284	18,705	25,504	24,064	61,697
						2,928	3,241	15,532	6,646	359

(a) Discontinued from 1928-29.

No. 13—continued

FRANCE—continued
IMPORTS THEREFROM—continued

ARTICLES	QUANTITY					VALUE				
	1924-25	1925-26	1926-27	1927-28	1928-29	1924-25	1925-26	1926-27	1927-28	1928-29
SUGAR—										
Sugar 16 Dutch Standard and above . Tons	653	54	121	8	37	3,45,096	19,157	29,958	2,516	10,017
Beet sugar	25	55	..	750	..	5,000	11,006	..	1,27,433
Other sorts	104
Total Sugar	653	79	176	8	787	3,45,200	24,157	40,964	2,516	1,37,450
TEXTILES—										
Cotton—										
Raw	17	..	11	29,100	..	20,625
Twist and yarn . . Lbs.	7,337	1,786	1,943	1,317	211	27,138	4,823	6,641	3,693	592
Manufactures—										
Blankets	7,305	29,132	44,650	18,575	450	11,354	16,939	42,329	12,136	435
Lace and patent net Yards	44,028	86,236	905,273	313,045	567,257	23,350	43,420	1,53,608	1,54,620	1,80,267
Piece goods—										
White (bleached) . . .	8,806	9,709	91,423	65,897	240,049	6,650	8,049	39,138	38,207	1,26,985
Coloured, printed, or dyed—										
Printed goods	49,891	88,969	149,663	10,782	108,508	24,167	39,239	71,781	7,367	60,856
Dyed	31,470	19,502	53,239	17,038	121,130	30,596	16,548	32,508	14,463	70,782
Woven Coloured goods	39,972	50,594	137,617	102,276	86,354	51,162	62,852	84,332	63,958	65,078
Thread, sewing . . Lbs.	1,251	2,678	2,186	2,923	11,939	6,420	11,273	9,687	12,849	48,505
Other sorts of manufactures . . Value	—	—	—	—	—	2,71,814	3,52,153	4,19,025	4,25,172	5,63,728
Total Cotton manufactures (including Twist and yarn)	—	—	—	—	—	4,51,651	5,55,346	6,68,999	7,32,365	11,17,699
Haberdashery and Millinery—										
Lace and embroidery	—	—	—	—	—	1,35,945	91,013	37,822	97,471	1,32,141
Other sorts	—	—	—	—	—	2,00,468	2,40,909	2,95,308	3,49,739	3,47,356
Silk—										
Raw Lbs.	..	632	10,947	1,143	10,000	1,60,000	8,118	..
Waste	73,890	1,760	8,360	6,343	2,565	10,932
Manufactures—										
Silk yarn, noils, and waps	72,701	39,783	148,146	120,258	129,533	1,56,547	1,25,256	4,88,938	2,22,115	3,18,893
Goods of silk mixed with other materials . . Yards	352,203	194,066	212,470	311,230	276,533	5,47,359	3,45,888	3,30,474	5,78,331	4,07,236
Piecegoods	54,484	60,737	81,890	91,521	104,442	1,94,360	3,02,052	3,80,184	5,22,545	6,09,471
Thread for sewing . Lbs.	2	153	2,200	1,883	—	32	440	12,881	3,592	..
Other sorts	6,307	13,030	1,319	1,149	728	27,797	54,661	22,647	14,013	9,065
Total Silk manufactures (including silk yarn, etc.) Value	—	—	—	—	—	9,28,035	8,28,297	12,35,124	13,42,506	13,44,715
Wool—										
Manufactures—										
Yarn and knitting wool . . Lbs.	39,114	71,897	77,553	115,170	39,905	1,16,846	1,97,373	1,54,909	2,91,980	1,09,848
Blankets	32,019	75,532	98,036	35,895	296,765	37,468	53,245	60,447	31,634	1,71,423
Carpets and rugs	4,081	41,312	16,615	37,051	9,848	14,700	82,320	31,762	30,969	22,171
Hosiery	368	1,431	931	5,259	12,025	10,038	12,637	5,706	33,767	70,542
Piece goods Yards	1,327,919	1,902,339	2,237,092	4,417,311	4,439,224	25,64,130	33,67,414	36,84,873	60,60,016	61,53,293
Shawls No.	5,186	21,516	36,053	29,937	61,359	31,819	50,906	1,81,519	1,38,158	2,20,355
Other sorts Lbs.	574	55	107	344	227	1,683	116	520	2,059	1,237
Total Woollen manufactures (including Yarn, etc.) Value	—	—	—	—	—	27,75,384	37,65,010	41,19,736	65,94,609	67,49,369
Artificial silk—										
Artificial silk yarn . Lbs.	1,000	32,700	68,868	580,916	341,060	3,291	87,301	1,31,482	11,02,640	6,46,109
Piece goods of Cotton and artificial silk . Yards	30,324	31,661	112,078	151,975	257,524	55,170	78,028	1,53,196	1,48,656	2,31,444
Other sorts Value	—	—	—	—	—	41,887	18,261	48,806	30,747	43,178
Total Artificial silk	—	—	—	—	—	1,00,348	1,83,568	3,33,488	12,77,052	9,25,731
ROLLER REQUISITES (NOT SPECIFIED ELSEWHERE)										
TOYS AND REQUISITES FOR GAMES AND SPORTS including FISHING TACKLES—										
Toys	—	—	—	—	—	34,996	41,075	54,338	42,314	29,323
Other sorts	—	—	—	—	—	7,557	4,004	7,597	15,276	10,237
Total Toys and Requisites for games and sports including fishing tackle	—	—	—	—	—	42,553	45,079	61,935	57,590	39,560
UMBRELLAS, AND UMBRELLA FITTINGS—										
Umbrellas, complete, including parasols and sunshades No.	3,803	12,749	17,784	11,162	14,085	15,340	42,978	45,671	32,344	45,790
Umbrella fittings . . Value	—	—	—	—	—	43,948	27,322	12,511	53,029	19,823

No. 13—continued
FRANCE—continued
IMPORTS THEREFROM—concluded

ARTICLES	QUANTITY					VALUE				
	1924-25	1925-26	1926-27	1927-28	1928-29	1924-25	1925-26	1926-27	1927-28	1928-29
						R	R	R	R	R
VEHICLES, excluding LOCOMOTIVES, ETC., FOR RAILWAYS—										
Carriages and Carts not mechanically propelled and parts thereof (excluding railway carriages, trucks, etc.) Value	—	—	—	—	—	1,274	203	5,844	7,258	7,503
CYCLES (other than MOTOR CYCLES) AND PARTS THEREOF AND ACCESSORIES—										
Cycles imported entire or in sections No.	65	61	803	421	844	6,154	8,489	32,296	19,227	40,927
Parts of cycles and accessories Value	—	—	—	—	—	968	12,780	35,275	23,821	76,093
Total Cycles and parts thereof	—	—	—	—	—	7,122	16,219	67,571	42,548	1,17,020
Mechanically propelled vehicles (excluding railway locomotives and tractors)—										
Parts of aircraft	—	—	—	—	—	—	10,224	—	—	8,993
Motor cars (including Taxicabs) No.	215	267	607	538	277	4,93,797	9,80,878	14,06,808	13,73,494	8,09,251
Motor cycles (including scooters)	—	18	19	40	62	—	4,037	5,318	10,519	23,036
Motor omnibuses, motor vans and motor lorries	5	—	—	—	—	18,686	—	—	—	—
Imported with bodies (a)	—	5	4	2	4	—	22,990	16,446	6,999	16,800
Chassis (a)	—	5	17	25	14	—	28,595	49,179	69,467	38,535
Parts of mechanically propelled vehicles and accessories (excluding rubber tyres) Value	—	—	—	—	—	89,305	1,08,811	1,46,634	1,53,711	1,49,009
Total Mechanically propelled vehicles (excluding railway locomotives and tractors)	—	—	—	—	—	6,01,788	11,65,535	16,24,385	16,14,190	10,44,618
Ships, parts of (including Launches and Boats)	—	—	—	—	—	—	—	68	—	29,226
Total Vehicles, etc.	—	—	—	—	—	6,10,184	11,71,957	16,97,803	16,68,996	11,98,387
WAX OF ALL KINDS Cwts.	—	—	101	—	—	—	—	10,011	—	—
POSTAL ARTICLES NOT SPECIFIED Value	—	—	—	—	—	67,361	2,02,799	5,79,260	13,06,234	13,88,540
ALL OTHER ARTICLES OF MERCHANDISE	—	—	—	—	—	3,30,094	4,08,869	2,70,406	2,89,868	2,00,891
GRAND TOTAL	—	—	—	—	—	2,58,56,391	3,23,87,751	3,55,66,145	4,30,15,164	4,77,56,040

EXPORTS THERETO

INDIAN MERCHANDISE

ARTICLES	QUANTITY					VALUE				
	1924-25	1925-26	1926-27	1927-28	1928-29	1924-25	1925-26	1926-27	1927-28	1928-29
						R	R	R	R	R
ANIMALS, LIVING, ETC. No.	—	15,404	—	554	—	—	4,848	—	6,660	—
APPAREL (including DRAPERY, UNIFORMS, AND ACCOUTREMENTS, BUT EXCLUDING HOSIERY AND BOOTS AND SHOES) Value	—	—	—	—	—	9,874	700	29,520	35,445	41,284
ART, WORKS OF	—	—	—	—	—	8,047	1,051	11,259	16,686	24,440
BOOKS, PRINTED AND PRINTED MATTER (NOT BEING STATIONERY) (including MAPS AND CHARTS) Cwts.	20	2	10	29	8	1,381	600	1,500	7,300	2,650
BESTIBLES BUILDING AND ENGINEERING MATERIALS Value	47	66	119	—	41	2,760	4,760	7,905	—	7,300
CANES AND BATTANS Cwts.	192	44	20	—	—	7,300	4,000	800	—	—
COFFEE, MANUFACTURED	67,725	44,828	21,957	65,533	51,157	53,00,762	39,66,894	18,87,449	52,63,181	44,48,639
COIR, (excluding ROPE) Tons	2,780	3,104	2,588	3,205	3,634	9,11,692	10,44,209	8,75,253	10,68,649	11,34,050
DRUGS AND MEDICINES (excluding CHEMICALS AND NARCOTICS) Value	—	—	—	—	—	1,40,002	1,05,918	1,91,004	1,48,524	2,04,524
DYEING AND TANNING SUBSTANCES—										
Cutch and gambier Cwts.	7,271	5,827	3,650	3,694	3,879	1,61,892	1,48,215	79,719	71,041	79,659
Indigo	28	14	—	1	—	10,397	2,600	—	25	—
Myrobalans	113,448	67,102	91,058	140,979	138,913	7,59,231	5,02,080	5,74,809	10,24,784	9,63,822
Myrobalan extracts	3,082	3,552	2,597	3,323	3,778	39,312	45,416	24,121	42,719	51,209
Turmeric	4,399	11,177	5,226	5,993	7,074	1,24,058	2,34,418	66,302	1,03,529	1,32,277
Other sorts (excluding lac dye)	526	1,035	1,400	1,949	40	8,782	5,099	9,144	13,250	540
Total Dyeing and Tanning substances	128,754	88,767	108,931	155,929	153,684	10,90,624	9,82,828	7,53,895	12,56,228	12,37,007

(a). Separately recorded from 1925-26.

No. 13—continued

FRANCE—continued

EXPORTS THERE TO—continued

INDIAN MERCHANDISE—continued

ARTICLES	QUANTITY					VALUE				
	1924-25	1925-26	1926-27	1927-28	1928-29	1924-25	1925-26	1926-27	1927-28	1928-29
FIBRE FOR BRUSHES AND BROOMS Tons	229	184	204	212	201	₹ 95,015	₹ 75,498	₹ 74,664	₹ 78,827	₹ 74,048
FRUITS AND VEGETABLES Value	—	—	—	—	—	4,85,771	5,65,486	2,42,950	2,00,890	2,47,781
FURNITURE AND CABINETWARE	—	—	—	—	—	6,528	857	2,150	6,935	4,819
GRAIN, PULSE AND FLOUR—										
Barley Tons	24,749	1,045	49	31,30,010	1,26,576	5,828
Maize "	531	69	..	598	1,298	55,105	6,985	..	61,703	1,37,027
Pulse—										
Beans "	175	..	15	25	..	19,625	10	8,849	2,597	2
Gram "	15,440	8,005	1,139	2,473	1,609	17,46,115	10,90,183	1,55,084	3,17,308	2,01,295
Lentils "	2,436	1,906	1,009	1,741	1,442	2,86,367	2,36,192	1,67,088	2,46,412	2,67,900
Other sorts "	794	105	496	125	25	93,192	11,640	72,087	15,107	3,087
Total Pulse "	18,845	10,016	2,719	4,364	3,076	21,45,299	13,38,025	3,97,608	5,81,424	4,72,293
Rice, not in the husk—										
Boiled rice "	1,164	600	95	25	150	2,44,565	1,31,591	20,194	5,108	81,321
Cleaned rice "	918	780	7	244	255	1,68,410	1,75,027	2,476	52,364	50,300
Other sorts "	445	50,530
Total Rice not in the husk "	2,527	1,380	102	269	405	4,63,505	3,06,678	22,670	57,527	81,621
Wheat "	51,559	5,514	13,400	20,490	2,703	80,99,105	9,16,306	21,10,100	30,18,005	8,89,570
Other sorts "	..	5	5	5	11	101	1,125	1,000	1,021	3,205
Total Grain, Pulse, and Flour "	98,211	17,584	16,226	26,780	7,542	1,28,94,025	25,69,119	25,31,378	38,46,915	10,80,644
GUMS AND RESINS Cwts.	3,683	5,108	2,131	1,036	2,675	85,718	1,08,786	49,838	42,094	76,107
HARDWARE AND CUTLERY Value	—	—	—	—	—	930	3,465	2,698	4,005	3,003
HIDES AND SKINS—RAW—										
Hides, raw—										
Buffalo hide { Tons 12 126 44 85 128						} 8,790	52,858	30,398	80,108	1,07,810
—No. —1,050 —5,499 —3,373 —9,075 —10,204										
Cow hides { Tons 93 278 118 66 197						} 75,621	2,72,488	1,02,812	94,111	2,48,188
—No. —20,709 —50,517 —19,378 —15,675 —43,840										
Calf-skins—										
Buffalo calf { Tons 10 .. 8 2 2						} 8,923	..	7,298	1,710	1,250
—No. —3,450 .. —3,950 —1,000 —700										
Cow calf { Tons 2 1 2						} 3,173	..	1,386	4,395	3,701
—No. —1,500 —700 —4,186 —1,872										
Total Hides, raw { Tons 117 404 170 154 329						} 96,507	3,25,346	1,41,838	1,80,328	3,00,049
—No. —26,709 —62,016 —27,401 —30,536 —56,616										
Skins, raw—										
Goat skin { Tons 1,204 1,498 1,507 712 880						} 38,99,203	53,60,148	35,54,572	21,19,287	30,97,427
—No. —1,872,180 —1,988,173 —1,895,321 —1,052,103 —1,540,740										
Sheep skins { Tons 105 84 7 74 168						} 1,12,628	40,568	19,510	1,13,457	2,52,467
—No. —115,169 —40,977 —17,712 —95,493 —237,846										
Other Skins { Tons 8 16 139 137 285						} 48,302	1,44,746	16,20,083	19,06,297	19,09,868
—No. —44,183 —157,192 —1,381,785 —1,390,594 —1,464,149										
Total Hides and Skins, raw (excluding cuttings of hides and skins, raw) { Tons 1,434 1,947 1,813 1,077 1,662						} 36,56,640	38,70,803	53,35,948	43,10,369	57,10,741
—No. —2,058,241 —2,248,358 —3,322,219 —2,568,726 —3,327,850										
HORNS, TIPS AND PIECES OF HORN (a) Cwts.	3,210	4,250	2,287	1,286	1,489	53,400	92,494	35,969	30,560	29,080
JEWELLERY (excluding IMITATION JEWELLERY AND PRECIOUS STONES AND PEARLS UNSET) ALSO PLATE OF GOLD AND SILVER Value	—	—	—	—	—	..	8,250	15,925	..	300
Kapok Cwts.	6,281	4,934	6,570	1,326	1,731	3,80,866	2,94,229	4,38,450	73,432	75,481
LAC—										
Button "	2,175	1,828	1,560	827	1,205	4,40,271	2,99,472	1,77,523	1,34,399	1,66,834
Seed "	785	1,462	1,638	922	1,207	1,30,896	1,65,938	1,19,744	1,08,007	1,40,359
Shell "	15,266	15,887	14,572	8,271	9,691	29,25,105	21,19,864	15,12,201	11,56,694	12,17,818
Other kinds (excluding lac-dye) "	15	3	57	10	4,364	2,600	290	2,656	800	3,48,010
Total Lac "	18,191	19,170	17,827	10,030	16,467	34,98,872	25,85,664	18,12,214	13,99,900	18,76,061

(a) Figures prior to 1925-26 include "Hornmeal."

No. 13—continued
FRANCE—continued
EXPORTS THERE TO—continued

INDIAN MERCHANDISE—continued

ARTICLES	QUANTITY					VALUE				
	1924-25	1925-26	1926-27	1927-28	1928-29	1924-25	1925-26	1926-27	1927-28	1928-29
LEATHER—						R	R	R	R	R
Skins, tanned or dressed	16 =49,958	50 =105,919	5 =49,098	1 =14,470	2 =55,876	92,471	1,81,544	1,06,085	88,878	80,895
MANURES—										
Bones, crushed	4,761	6,924	9,788	9,485	9,291	5,83,652	7,26,875	10,09,104	9,81,662	9,68,049
Bone meal	200	500	500	99	99	26,023	70,660	50,000	11,760	7,920
Other kinds	300	150	48	44,981	72,490	3,942
Total Manures	5,261	7,624	10,288	9,584	9,438	6,54,656	8,70,025	10,59,104	9,93,362	9,79,911
METALS AND ORES—										
Brass, bronze, and similar alloys	14	12	16	68	87	2,050	2,324	3,545	17,134	6,135
Chromite (chrome iron ore)	2,630	3,600	4,175	4,000	3,300	78,900	1,08,000	1,25,941	1,20,000	99,000
Ferro-manganese	2,500	1,500	100	15,000	45,000	6,500
Ferruginous manganese ore (s)	..	7,511	8,600	4,000	3,460	..	45,066	51,600	24,000	48,800
Manganese ore	147,000	138,375	168,366	149,838	230,175	33,38,062	36,77,145	46,37,418	42,29,218	67,62,195
Wolfram ore	..	105	8	350	70	..	84,500	2,500	2,05,670	40,287
Metals and unenumerated	80	16	2,000	1,502	85	700	720	30,000	32,536	10,000
Total Metals and Ores	149,681	149,608	186,645	161,193	237,192	34,19,772	39,17,815	48,66,004	46,63,558	69,67,897
MICA—										
In blocks	324	420	324	839	1,728	1,56,440	1,35,840	1,91,469	8,18,185	8,64,156
„ splittings	621	375	650	4,090	1,283	90,516	1,04,807	64,597	96,113	53,240
Total Mica	945	1,304	1,474	4,929	2,989	2,46,956	2,40,647	2,56,066	4,14,298	4,17,396
OILS—										
Animal	..	5,200	12,037
Essential—										
Lemon grass oil	21,824	29,126	35,398	28,649	37,240	3,97,256	5,65,547	6,11,391	5,07,392	6,14,906
Palmarosa	629	898	684	510	629	87,786	58,523	26,656	22,999	34,226
Sandalwood oil	1,744	5,222	2,256	2,641	6,082	3,18,550	7,14,916	3,00,170	3,68,636	8,88,054
Other sorts	389	26	70	49	14	9,900	1,862	2,718	2,100	625
Total Essential	24,586	35,282	38,408	31,849	43,965	8,08,492	13,36,643	9,40,935	9,00,227	15,32,811
Other sorts	..	4	..	1,183	62	..	11	..	664	500
Total of Oils	24,586	40,486	38,408	33,032	44,027	8,08,492	13,47,696	9,40,935	9,00,891	15,33,810
OIL CAKES * . . . Tons	404	178	1,05,594	5	25,084
PAINTS AND PAINTERS' MATERIALS—										
Paints and colours	751	400	404	7,318	3,000	3,450
PARAFFIN WAX . . . Tons	1,310	950	380	200	131	5,96,060	4,32,250	1,72,854	91,000	59,605
PRECIOUS STONES AND PEARLS, UNSET . . . Value	4,550	4,437	9,875	11,381	7,947
PROVISIONS AND OILMAN'S STORES . . . Value	4,908	3,073	7,931	9,865	21,561
RUBBER—										
Raw	83,830	2,86,830	321,360	2,88,602	488,690	65,305	3,70,401	3,49,320	2,83,623	2,87,481
SEEDS—										
Oil seeds—										
Essential—										
Cammin (other than black)	39	31,740
Fenel	27	76	15,662	41,251
Sava or dil	10	35	39	2,000	11,716	10,624
Other sorts	171	3	1	3	1	35,370	1,000	225	940	240
Total Essential seeds	220	3	1	65	116	69,110	1,000	225	28,318	52,116

(*) Separately recorded from 1925-26.

No. 13—continued
FRANCE—continued
EXPORTS THERE TO—continued

INDIAN MERCHANDISE—continued

ARTICLES	QUANTITY					VALUE				
	1924-25	1925-26	1926-27	1927-28	1928-29	1924-25	1925-26	1926-27	1927-28	1928-29
						R	R	R	R	R
SEEDS—contd.										
Oil seeds—contd.										
Non-essential—										
Castor . . . Tons	16,518	17,774	16,245	16,462	15,139	48,79,749	42,93,243	36,59,746	33,92,772	31,25,358
Cotton . . . "	..	300	..	3,000	1,360	..	24,000	..	2,62,500	1,35,830
Groundnuts . . . "	198,087	203,826	125,879	151,199	216,150	5,54,85,810	5,36,92,316	3,25,86,576	3,82,38,166	5,23,72,047
Linseed . . . "	84,667	61,993	51,248	60,890	47,036	2,20,75,632	1,70,12,457	1,13,17,331	1,22,86,093	98,79,699
Moha or mowra . . . "	1,027	324	2,100	450	2,230	2,06,137	62,100	3,37,097	68,875	3,55,684
Mustard . . . "	2,655	2,095	596	1,461	2,376	8,85,687	6,75,160	1,78,878	4,26,504	6,68,813
Niger . . . "	1,732	1,791	76	156	1,239	3,88,037	3,75,086	17,875	33,479	2,40,058
Poppy . . . "	3,076	2,244	310	650	300	8,81,135	6,16,662	92,087	2,27,366	1,06,250
Rape . . . "	23,462	13,055	14,294	10,246	11,026	55,80,375	30,88,412	32,89,838	22,02,777	23,62,970
Sesamum (til or jinjil) . . . "	6,046	9,793	200	2,744	3,086	16,37,956	25,08,303	54,760	6,99,542	8,40,600
Other sorts . . . "	..	268	243	275	50	..	37,492	37,775	41,625	6,312
Other than oil seeds . . . "	56	146	119	166	115	36,739	56,032	23,340	35,547	26,501
Total Seeds . . . "	337,561	313,617	212,311	247,763	300,223	9,21,45,867	8,25,02,749	5,14,30,578	5,30,43,660	7,03,72,292
SPICES—										
Specimens illustrative of natural science Value	—	—	—	—	—	6,948	16,475	17,822	2,383	7,670
Cardamoms . . . Cwts.	..	47	16	..	6	..	22,670	4,740	..	1,690
Ginger . . . "	197	21	..	106	..	9,007	1,080	..	3,050	..
Pepper . . . "	2,937	1,670	2,698	2,478	2,070	90,706	1,04,503	1,81,140	2,13,375	2,01,749
Other sorts . . . "	..	3	42	..	150	1,655
Total Spices . . . "	3,134	1,741	2,714	2,584	2,118	99,707	1,28,443	1,85,680	2,16,425	2,05,294
Stationery . . . Value	—	—	—	—	—	5,025	500
TEA, BLACK . . . Lbs.	276,728	165,169	146,483	349,106	109,954	2,34,939	1,37,641	1,05,183	3,03,869	86,906
TEXTILES—										
Cotton—										
Raw . . . Tons	23,929	34,390	22,018	32,985	36,376	3,60,44,941	4,25,40,164	2,24,98,138	3,35,76,229	3,56,43,279
Waste . . . Cwts.	3,458	12,446	14,341	7,431	10,874	2,05,520	3,23,085	2,97,540	2,02,802	2,08,396
Manufactures—										
Handkerchiefs and shawls in the piece No.	5,163	..	2,560	..	4,800	6,460	..	3,360	..	4,800
Hosiery . . . Value	—	—	—	—	—	2,301	5,910
Piece goods—										
Coloured, printed, or dyed . . . Yards	162	..	43,440	25,320	89,100	100	..	23,168	9,629	36,300
Other sorts of manu- factures . . . Value	—	—	—	—	—	2,000	4,400	1,636	2,400	11,200
Total Cotton Manu- factures (including twist and yarn) . . . "	—	—	—	—	—	10,861	10,310	23,164	11,929	52,306

ARTICLES	QUANTITY					VALUE				
	1924-25	1925-26	1926-27	1927-28	1928-29	1924-25	1925-26	1926-27	1927-28	1928-29
						R	R	R	R	R
TEXTILES—continued										
Haberdabery and Millinery . . . Value	—	—	—	—	—	11,758	4,408	8,911	2,300	1,100
Hemp (chiefly sann)— Raw . . . Cwts.	54,740	42,557	18,078	17,512	24,516	14,18,865	12,49,192	4,10,452	3,02,859	3,78,256
Jute— Raw Tons	80,829	83,620	89,943	109,493	109,934	3,40,64,432	5,29,96,434	3,43,26,180	3,69,99,612	4,04,66,698
Manufactures— Gunny bags . . . No.	700,500	710,740	1,110,064	1,108,255	1,054,760	4,65,071	4,35,452	6,17,654	5,52,789	4,63,190
Gunny cloth . . . Yards	398,000	260,000	298,000	1,000	—	63,122	44,300	51,797	175	—
Silk—										
Raw Lbs.	51,010	70,092	97,459	78,497	57,447	7,94,199	10,82,511	14,82,485	11,36,489	5,61,231
Chasam or waste . . . "	794,460	725,374	622,632	611,601	396,764	7,62,569	6,92,244	5,69,539	6,10,609	3,27,147
Cocoons "	105,123	85,900	95,638	254,328	156,949	1,96,770	1,29,875	1,80,929	5,75,335	3,34,323
Total silk, raw . . . "	950,593	881,366	815,730	944,426	611,160	17,53,538	18,54,630	22,32,953	23,22,383	12,32,713
Manufactures—										
Piece goods . . . Yards	7,445	—	—	—	—	20,150	—	—	—	—
Other sorts "	80	2,360	—	—	—	200	1,350	—	—	—
Total silk manufactures Value	—	—	—	—	—	20,350	1,350	—	—	—
Wool—										
Raw Lbs.	819,998	575,453	202,918	146,655	418,335	7,77,555	6,01,785	1,36,594	1,18,262	3,29,612
Manufactures . . . Value	—	—	—	—	—	83,185	77,804	9,760	15,049	20,069
TOBACCO—										
Unmanufactured . . . Lbs.	550,041	323	1,168	—	—	99,689	200	496	—	—
TOYS AND REQUISITES FOR GAMES AND SPORTS (including FISHING TACKLE (other than FIREARMS) . . . Value										
WAX OF ALL KINDS, other than PARAFFIN WAX (excluding candles) . . . Cwts.	420	475	474	58	97	4,850	2,305	11,514	1,700	4,313
WOOD AND TIMBER—										
Timber, other than railway sleepers—										
Teak wood . . . Cubic Tons	175	—	—	1	21	45,811	—	—	340	6,320
Other timber (a) . . . "	183	—	—	—	—	19,297	—	—	—	—
Sandal Wood "	6	9	12	9	7	10,746	16,023	21,237	14,520	12,510
Other kinds of wood and timber . . . "	—	—	—	—	—	72,230	94,863	59,850	55,071	1,18,625
Manufactures of wood, other than furniture and cabinet ware . . . "	—	—	—	—	—	700	35	205	—	1,200
Total Wood and Timber . . . "	—	—	—	—	—	1,48,784	1,10,481	81,301	69,931	1,33,756
POSTAL ARTICLES . . . "										
ALL OTHER ARTICLES OF MERCHANDISE . . . "	—	—	—	—	—	36,29,965	36,48,611	25,06,012	11,78,509	9,09,956
GRAND TOTAL "	—	—	—	—	—	5,55,271	7,39,461	5,44,480	4,58,332	3,96,181
						20,76,34,008	21,10,97,992	18,81,27,104	15,96,83,908	17,76,76,353

(a) Discontinued from 1925-26, and included in "Other kinds of wood and timber."

No. 13—continued
FRANCE—concluded
EXPORTS THERETO—concluded

FOREIGN MERCHANDISE

ARTICLES	QUANTITY					VALUE				
	1924-25	1925-26	1926-27	1927-28	1928-29	1924-25	1925-26	1926-27	1927-28	1928-29
ANIMALS, LIVING—										
Horses No.	5	1	3	3	1	24,000	5,000	40,000	21,000	5,000
Other kinds "	7	2	4	6	1	750	350	600	1,875	270
Total Animals, Living "	12	3	7	9	2	24,750	5,350	40,600	22,875	5,270
APPAREL (including DRAPEY, UNIFORMS, ACCOUTREMENTS, BUT excluding HOSIERY AND BOOTS AND SHOES) Value	—	—	—	—	—	45,488	21,473	20,129	26,451	8,783
ART WORKS OF CLOCKERS AND WATCHES "	—	—	—	—	—	1,000	2,050	480	48,200	8,060
COAL AND COKE Tons	1,051	462	1,653	1,047	949	6,100	333	39,234	1,822	31,181
DRUGS AND MEDICINES (excluding CHEMICALS AND NARCOTICS) Value	—	—	—	—	—	27,198	10,164	35,641	23,605	21,181
DYING AND TANNING SUBSTANCES "	—	—	—	—	—	15,659	3,725	1,800	1,175	23,781
FRUITS AND VEGETABLES— Fruits and vegetables: dried, salted, or preserved Tons	56	166	38	76	33	2,560	7,172	2,655	..	700
FURNITURE AND CABINET- WARE Value	—	—	—	—	—	61,275	2,23,107	48,858	91,950	41,071
GUMS AND RESINS—										
Arabic Cwts.	3,543	5,819	2,092	2,663	2,136	1,02,570	1,41,379	60,686	99,388	88,099
Olibanum or frankincense "	1,933	1,173	1,851	3,393	3,151	88,432	54,386	87,490	1,60,943	1,36,975
Other sorts "	1,590	1,228	1,495	501	2,092	54,769	34,170	51,257	21,454	88,236
Total Gums and Resins "	7,066	8,220	5,438	7,057	7,379	2,45,771	2,30,835	1,99,433	2,81,785	3,13,312
HARDWARE (excluding CUTLERY AND ELECTRO- PLATED WARE) Value	—	—	—	—	—	5,195	17,054	23,619	78,336	16,551
HIDES AND SKINS, RAW—										
Skins, raw } Tons } No.	3 -7,000	.. -1,122	4 -16,513	2 -8,268	2 -15,429	70,000	6,037	2,44,717	62,371	97,860
INSTRUMENTS, APPARATUS, AND APPLIANCES, AND PARTS THEREOF Value	—	—	—	—	—	300	6,126	901	7,462	13,301
JEWELLERY (EXCLUDING IMITATION JEWELLERY AND PRECIOUS STONES AND PEARLS UNSET), ALSO PLATE OF GOLD AND SILVER "	—	—	—	—	—	3,190	10,300	3,800	12,000	950
LEATHER—										
Skins, tanned or dressed } Tons } No.	1 -3,350	1 -12,630 -438	30,900	13,500	2,250
LIQUORS Gals.	315	171	204	123	81	6,796	4,623	5,117	2,452	1,647
MACHINERY AND MILL- WORK Value	—	—	—	—	—	3,500	..	19,881	15,633	3,550
METALS AND ORES—										
Iron or steel— Bars and Channels Tons Old for remanufacture "	.. 230	2	5	9,850	6,638	1,000
OILS Gals.	120,437	..	1	156	..	66,375	..	321	6,610	..
PERFUMERY (NOT BEING PER- FUMED SPIRITS) Value	—	—	—	—	—	21,336	3,300	3,856	9,681	12,506
RUBBER MANUFACTURES "	—	—	—	—	—	6,820	1,396	2,597
SUGAR—										
Sugar, 16 Dutch Standard and above Tons	301	20	750	60,847	5,985
TEXTILES—										
Cotton, raw "	189	61	94	..	10	2,35,000	1,21,573	1,70,350	..	19,080
Cotton manufactures—										
Piecegoods Yards	120	4,271	11,315	3,600	660	100	3,651	8,964	1,600	570
Haberdashery and Millin- ery Value	—	—	—	—	—	1,000	2,500	1,399	1,950	3,460
Silk, raw Lbs.	69,456	25,050	66,273	22,175
.. manufactures Value	—	—	—	—	—	3,641	1,505
Wool, raw Lbs.	54,489	7,392	24,441	21,504	111,104	35,460	7,700	23,200	19,800	66,500
.. manufactures Value	—	—	—	—	—	29,042	54,106	91,061	1,49,870	4,82,423
VEHICLES (excluding LOCO- MOTIVES, ETC., FOR RAIL- WAYS)—										
Carriages and carts (ex- cluding railway carriages), and parts thereof "	—	—	—	—	—	100	3,520	23,968	3,890	11,095
Other sorts "	—	—	—	—	—	..	8,023	1,39,970	50,810	14,615
POSTAL ARTICLES "	—	—	—	—	—	5,02,333	4,99,474	4,45,564	2,54,373	2,14,173
ALL OTHER ARTICLES OF MERCHANDISE "	—	—	—	—	—	34,985	16,109	39,098	36,235	59,719
GRAND TOTAL "	—	—	—	—	—	16,13,093	13,05,837	16,11,565	13,12,387	14,53,612
GRAND TOTAL OF INDIAN AND FOREIGN MER- CHANDISE "	—	—	—	—	—	20,91,47,101	21,24,08,329	13,97,35,664	16,09,96,243	17,91,23,975

No. 13—continued
SPAIN
IMPORTS THEREFROM

ARTICLES	QUANTITY					VALUE				
	1924-25	1925-26	1926-27	1927-28	1928-29	1924-25	1925-26	1926-27	1927-28	1928-29
						R	R	R	R	R
COAL AND COKE— Coal Tons	684	744	860	1,307	1,800	78,016	82,996	10,500	1,05,378	1,10,662
COKE MANUFACTURES . . . Cwts.			1,110					93,262		
DRUGS AND MEDICINES (excluding CHEMICALS AND NARCOTICS) . . . Value						7,722		1,579	11,400	2,884
DYEING AND TANNING SUBSTANCES— Myrobolan extracts . . . Cwts.	288					18,866				
Safran Lbs.	27,764	9,181	17,464	27,064	25,966	5,42,464	5,03,190	3,75,740	7,12,819	6,90,061
Other sorts Value						590	2,420		1,854	18
Total Dyeing and Tanning substances . . .						5,61,920	5,05,619	3,75,740	7,14,673	6,90,099
FRUITS AND VEGETABLES: DRIED, SALTED OR PRES- ERVED, NOT BEING CANNED OR BOTTLED— Almonds Tons	195	68	57	17	217	1,48,041	47,188	55,336	15,279	1,00,120
Other sorts of fruits and vegetables . . . Value					1	9,468	6,169	4,228	5,833	10,804
Total fruits and vegetables						1,57,509	53,357	59,564	21,112	1,71,024
GLASS AND GLASSWARE— Beads and false pearls . . Cwts.	63			18	36	25,484			11,072	12,478
Other glassware Value						215	2	10		
Total Glass and Glassware . .						25,699	2	10	11,072	12,473
LIQUORS (including METHY- LATED AND PERFUMED SPIRITS— Wines— Gals.	649	830	595	248	372	6,172	5,101	4,414	4,188	5,631
Port										
Still red wines other than port	7,631	7,679	11,008	7,875	10,220	21,441	23,070	26,807	20,834	29,980
Sherry, Madeira, and Marsala	2,355	1,462	1,843	1,515	1,799	16,272	16,148	22,414	16,449	23,739
Other sorts	1,896	4,190	4,286	3,837	4,979	6,141	11,190	14,455	10,503	18,286
Total Wines	11,531	14,061	17,732	13,170	17,370	50,026	55,516	63,090	51,974	72,636
Other sorts of liquors	2	2	189	139		55	26	4,122	3,896	
Total Liquors	11,533	14,063	17,921	13,309	17,370	50,081	55,541	72,212	55,870	72,636
MACHINERY AND MILL- WORK— Textile machinery— Cotton— Spinning machinery, value									33,761	89,712
Metals and ores— Copper— Rawrought—										
Tiles, ingots, cakes, bricks, and slabs . . . Cwts.				700					30,024	
Quick silver Lbs.		7,500	1,875	3,750	16,520		15,526	4,948	14,154	66,664
PAINTS AND PAINTERS' MATERIALS— Paints and colours . . . Cwts.	810	365	1,906	618	1,032	8,088	3,102	18,501	4,756	7,596
Paper and Pasteboard		21		163	1,255		458	75	3,349	21,623
PROVISIONS AND OILMAN'S STORES— Canned and bottled provisions Tons	44	44	47	65	84	3,505	4,298	3,782	21,172	6,979
SALT	28,971	48,841	57,332	83,552	58,914	6,20,102	9,13,798	14,09,039	23,56,227	18,95,963
VEHICLES, excluding LOCO- MOTIVES, ETC., FOR RAIL- WAYS— Mechanically propelled vehicles (excluding railway locomotives and tractors) Value							22,500			
POSTAL ARTICLES NOT SPECIFIED						86	900	139	36	1,156
ALL OTHER ARTICLES OF MERCHANDISE						35,847	19,533	9,540	20,429	29,447
GRAND TOTAL						15,48,574	16,77,615	20,58,891	34,03,400	26,78,313

EXPORTS THERETO

INDIAN MERCHANDISE

ARTICLES	QUANTITY					VALUE				
	1924-25	1925-26	1926-27	1927-28	1928-29	1924-25	1925-26	1926-27	1927-28	1928-29
COKE MANUFACTURED (ex- cluding ROPE) Tons	86	27	67	120	64	R 18,200	R 10,568	R 24,000	R 34,143	R 16,780
DRUGS AND MEDICINES (excluding CHEMICALS AND NARCOTICS)— Senna Cwts.	147	179	709	285	105	1,938	2,148	8,520	3,525	1,750
Other sorts Value								250		
Total Drugs, etc.						1,938	2,148	8,770	3,525	1,750
DYEING AND TANNING SUBSTANCES— Cutch and gambel . . . Cwts.		230	50		100		7,126	921		1,049
Myrobalan			505					2,400		
Total Dyeing and Tanning Substances		230	555		100		7,126	3,321		1,049

No. 13—continued
 SPAIN—continued
 EXPORTS THEREOF—continued

INDIAN MERCHANDISE—continued

ARTICLES	QUANTITY					VALUE				
	1924-25	1925-26	1926-27	1927-28	1928-29	1924-25	1925-26	1926-27	1927-28	1928-29
FODDER, BRAN AND POLLARDS (excluding OIL-CAKE)			111			R	R	R 17,436	R	R
Fruits and vegetables										
Grain, Pulse, and Flour—						72	700	1,400	7,100	
Rice not in the husk—										
Boiled rice				164					26,940	
Cleaned rice				5,550	23,053				7,62,000	30,00,609
Other sorts of grain and pulse					1,100				2,050	1,52,318
Total Grain, Pulse and Flour				5,734	25,053				7,91,890	31,52,927
HIDES AND SKINS, RAW—										
Hides, raw—										
Buffalo hides	42	23	18	142	378	43,840	22,913	11,632	1,28,812	3,61,579
Cow hides	=8,525 1,804	=9,250 2,137	=4,400 2,531	=32,791 1,558	=62,809 2,053					
Calf skins	=493,184 111	=547,114 138	=646,200 221	=358,637 233	=452,785 278	20,92,154	24,18,619	26,23,975	18,20,416	25,48,369
Total Hides, raw	=46,000 1,957	=68,525 2,298	=83,577 2,820	=90,489 1,933	=108,484 2,700	1,66,893	1,74,940	2,30,656	2,86,617	3,36,212
Skins, Raw—										
Goat skins	2	1	4	65	163	3,400	5,050	20,000	1,40,300	3,78,987
Sheep skins								900		3,825
Total Skins, raw	2	1	5	65	164	3,400	5,050	20,900	1,40,300	3,81,812
Total of Hides and Skins, raw	1,959	2,299	2,825	1,998	2,873	23,08,796	25,21,522	29,02,118	23,76,235	36,27,072
KAPOK										
Lac—										
Button	20	22	44	26	11	5,665	3,310	3,840	3,726	1,410
Shell	905	1,067	714	843	1,600	1,74,990	2,83,968	70,287	1,14,658	2,01,813
MAURES—										
Sulphate of Ammonia	3,024					7,16,474				
Oils—										
Essential		150					7,200			
Oil cakes—										
Groundnut cake				50					6,000	
PARAFFIN WAX	850	100	100	200	320	1,59,250	45,500	45,500	90,976	1,45,600
SEEDS—										
Essential		38					58,000			
Non-essential—										
Castor	2,851	2,575	2,025	2,400	2,175	9,91,495	6,28,142	3,95,839	4,82,650	4,33,280
Groundnuts	23,444	23,090	4,000	6,978	695	59,00,192	61,24,611	10,22,390	17,48,680	1,69,478
Linsed	12,617	9,450	5,534	3,825	7,425	34,07,850	24,70,803	11,94,447	8,13,654	15,72,740
Niger		10	50	151	300		2,000	13,400	37,647	55,250
Rape	1,290	1,560	600	1,200	585	7,26,720	3,01,073	1,42,000	2,01,550	1,28,125
Sesamum (oil or jinjili)	160	200			100	43,875	58,500			24,750
Others		10	151		123		2,500	25,062		21,960
Total non-essential Seeds	40,252	36,895	12,360	14,552	11,406	1,06,70,141	96,72,929	27,88,188	33,74,181	24,05,583
Total Seeds	40,252	36,933	12,360	14,552	11,406	1,06,70,141	97,30,929	27,93,188	33,74,181	24,05,583
SPICES	132	74				14,640	23,668			
TEXTILES—										
Cotton—										
Raw	17,125	13,014	9,625	10,973	13,539	2,72,41,962	1,61,52,030	89,71,648	1,05,30,632	1,30,69,856
Waste	10	287	491	493	1,366	300	8,200	14,020	14,091	44,100
Manufactures (including Twist and yarn)									9,857	1,300
Hemp (chiefly esna), raw	2,417	892	1,957	1,156	2,237	63,425	31,000	43,900	22,235	35,400
Jute, raw	38,668	29,794	33,371	45,184	42,881	1,64,76,009	1,37,33,989	1,21,72,777	1,52,02,774	1,55,24,766
Jute manufactures (including twist and yarn)									66,750	4,702
Postal Articles									105	7
ALL OTHER ARTICLES OF MERCHANDISE						2,36,462	94,570	2,68,584	4,09,715	8,02,649
GRAND TOTAL						5,81,66,077	4,77,97,325	2,74,05,008	3,31,04,027	3,90,76,859

FOREIGN MERCHANDISE

ARTICLES	QUANTITY					VALUE				
	1924-25	1925-26	1926-27	1927-28	1928-29	1924-25	1925-26	1926-27	1927-28	1928-29
ANIMALS LIVING—										
Horses	No.				3					10,000
Oils—										
Mineral	652,947					2,08,029				
TEXTILES—										
Cotton, raw	497	387	36	9		10,37,869	6,96,410	68,000	15,000	
ALL OTHER ARTICLES OF MERCHANDISE						3,410	340	1,606	3,600	2,250
GRAND TOTAL						12,49,308	8,96,760	69,606	18,600	12,250
GRAND TOTAL OF INDIAN AND FOREIGN MERCHANDISE						5,91,15,385	4,84,94,078	2,74,74,704	3,31,22,027	3,90,99,089

No. 13—continued
GIBRALTAR
IMPORTS THEREFROM

ARTICLES	QUANTITY					VALUE				
	1924-25	1925-26	1926-27	1927-28	1928-29	1924-25	1925-26	1926-27	1927-28	1928-29
DYEING AND TANNING SUBSTANCES—						£	£	£	£	£
Saffron Lbs.	3,012	3,324	7,184	3,100	..	3,02,708	2,82,143	3,81,396	1,38,715	..
LIQUORS including DENATURED AND PERFUMED SPIRITS—										
Spirits Gals.	52	777	1	276	9	1,617	12,037	20	8,370	344
Wines—										
Port "	1,239	1,028	1,476	960	284	18,428	16,274	25,676	17,046	4,006
Still red wines, other than port "	110	268	517	..	19	1,107	4,114	7,931	..	834
Sherry, Madeira and Marsala "	3,626	2,814	2,828	2,529	1,777	50,261	38,484	34,879	38,804	25,238
Other sorts "	264	..	105	66	86	3,074	..	960	640	1,850
Total Wines "	5,239	3,610	4,421	3,554	2,116	72,865	58,833	69,446	56,490	30,928
Total Liquors "	5,291	4,387	4,422	3,620	2,125	74,482	65,859	69,466	64,860	31,272
POSTAL ARTICLES NOT SPECIFIED Value	—	—	—	—	—	20,930	34,348	39,198	57,148	38,598
ALL OTHER ARTICLES OF MERCHANDISE "	—	—	—	—	—	26,947	35,756	18,825	23,831	27,672
GRAND TOTAL "	—	—	—	—	—	4,25,127	4,20,100	5,08,885	2,84,254	92,537

EXPORTS THERE TO

INDIAN MERCHANDISE

ARTICLES	QUANTITY					VALUE				
	1924-25	1925-26	1926-27	1927-28	1928-29	1924-25	1925-26	1926-27	1927-28	1928-29
GRAIN, PULSES AND FLOUR—						£	£	£	£	£
None not in the bush Tons	1	7,500	215	11,76,596	40	70	..
Wheat flour "	816	76	69	88,999
Other sorts "	85	142	125	90	..
Total Grain, Pulse and Flour "	1	7,500	816	376	11,76,807	89,164	160	..
LACQUEREDWARE (OF INDIAN MANUFACTURE) Value	—	—	—	—	—	5,960	5,008	2,375	1,400	3,260
METALS AND ORES—										
Brass, Bronze and similar alloys, wrought Cwts.	27	25	30	74	51	4,900	5,025	4,875	12,365	8,084
TEXTILES—										
Cotton—										
Manufactures including twist and yarn Value	—	—	—	—	—	11,234	8,915	200	3,780	7,370
Jute, Gunny bags No.	30,000	17,098
POSTAL ARTICLES Value	—	—	—	—	—	10,108	10,091	8,071	6,744	3,376
ALL OTHER ARTICLES OF MERCHANDISE "	—	—	—	—	—	14,139	7,314	8,202	12,501	5,858
GRAND TOTAL "	—	—	—	—	—	46,882	12,13,160	1,29,985	35,650	27,943

No. 13—continued
GIBRALTAR—continued
EXPORTS THERE TO—continued

FOREIGN MERCHANDISE

ARTICLES	QUANTITY					VALUE				
	1924-25	1925-26	1926-27	1927-28	1928-29	1924-25	1925-26	1926-27	1927-28	1928-29
POSTAL ARTICLES . . . Value	—	—	—	—	—	R	R	R	R	R
ALL OTHER ARTICLES OF MERCHANDISE . . . "	—	—	—	—	—	7,008	7,527	5,739	1,817	918
GRAND TOTAL . . . "	—	—	—	—	—	4,410	1,852	150	5,490	8,675
GRAND TOTAL OF INDIAN AND FOREIGN MERCHANDISE . . . "	—	—	—	—	—	11,508	9,379	5,889	7,316	9,593
						58,358	12,22,589	1,35,874	44,266	37,536

PORTUGAL
IMPORTS THEREFROM

ARTICLES	QUANTITY					VALUE				
	1924-25	1925-26	1926-27	1927-28	1928-29	1924-25	1925-26	1926-27	1927-28	1928-29
CORK MANUFACTURES . Cwts.	351	283	521	744	1,800	R	R	R	R	R
LIQUORS, (including DENATURIZED AND PERFUMED SPIRITS)—						45,906	33,538	55,421	66,270	1,28,042
Spirit—										
Brandy . . . Gals.	1	41	5	5,255	..	15	480	53	56,538	..
Wines—										
Port "	9,464	10,441	13,101	12,076	12,663	82,368	1,00,663	1,26,032	1,28,086	1,15,653
Still red wines, other than port . . . "	1,961	1,314	1,075	1,356	697	13,915	7,880	6,378	6,753	2,058
Other sorts . . . "	652	397	1,206	370	346	11,265	2,938	6,599	4,154	3,304
Total Wines . . . "	12,077	12,152	15,382	13,802	13,706	1,07,588	1,11,481	1,38,999	1,38,993	1,21,015
Other sorts of liquors . . . "	..	78	..	36	59	..	1,300	..	694	1,117
Total Liquors . . . "	12,078	12,271	15,387	13,908	13,765	1,07,588	1,13,261	1,39,052	1,46,215	1,22,132
PROVISIONS AND OILMAN'S STORES (including FISH AND FRUITS AND VEGETABLES CANNED OR BOTTLED)—										
Canned and bottled provisions—										
Tinned or canned fish Cwts.	9,645	11,519	8,093	7,141	4,325	5,01,673	5,64,616	4,18,009	3,29,866	1,66,199
POSTAL ARTICLES NOT SPECIFIED . . . Value	—	—	—	—	—	3	5	..	15	..
ALL OTHER ARTICLES OF MERCHANDISE . . . "	—	—	—	—	—	14,042	87,974	11,451	13,971	13,161
GRAND TOTAL . . . "	—	—	—	—	—	6,09,177	7,39,444	6,24,983	6,06,174	4,29,534

PORTUGAL—continued

EXPORTS THERE TO

INDIAN MERCHANDISE

ARTICLES	QUANTITY					VALUE				
	1924-25	1925-26	1926-27	1927-28	1928-29	1924-25	1925-26	1926-27	1927-28	1928-29
						R	R	R	R	R
COIR MANUFACTURED (excluding ROPE) . Tons	134	46	42	102	106	42,600	17,100	15,465	37,440	37,737
GRAIN, PULSE AND FLOUR										
Hides and Skins— Hides, raw	20,580	13,700	11,830	12,542	8,204	38,58,918	21,63,234	20,49,493	19,77,923	12,18,720
TEXTILES— Cotton, raw	28	23	13	12	8	..	28,117	11,770	18,714	7,375
Hemp, raw	5,400	2,300	2,400	1,24,400	20,740	16,500	20,825
Raw Manufactures— Gunny bags	0	125	19	20	20	10,500	49,125	4,000	13,300	29,750
ALL OTHER ARTICLES OF MERCHANDISE	730	1,357	80	824	1,707	17,718	45,000	1,33,150
Raw Manufactures— Gunny bags	134	330	..	4,860	11,781	..	14,925
ALL OTHER ARTICLES OF MERCHANDISE	3,000	10,600	..	30,000	..	3,138	4,548	4,687	14,178
GRAND TOTAL	—	—	—	—	—	34,29,731	23,89,974	21,17,797	21,08,464	14,76,958

FOREIGN MERCHANDISE

ARTICLES	QUANTITY					VALUE				
	1924-25	1925-26	1926-27	1927-28	1928-29	1924-25	1925-26	1926-27	1927-28	1928-29
TOTAL VALUE	—	—	—	—	—	R	R	R	R	R
GRAND TOTAL OF INDIAN AND FOREIGN MER- CHANDISE	—	—	—	—	—	34,29,731	23,89,974	21,20,537	21,08,864	14,91,111

MALTA AND GOZO

IMPORTS THEREFROM

ARTICLES	QUANTITY					VALUE				
	1924-25	1925-26	1926-27	1927-28	1928-29	1924-25	1925-26	1926-27	1927-28	1928-29
POSTAL ARTICLES NOT SPECIFIED	—	—	—	—	—	R	R	R	R	R
ALL OTHER ARTICLES OF MERCHANDISE	—	—	—	—	—	1,999	2,065	37	212	660
GRAND TOTAL	—	—	—	—	—	1,551	5,145	11,915	2,322	5,378
GRAND TOTAL	—	—	—	—	—	3,550	7,210	11,952	2,634	6,038

No. 13—continued
MALTA AND GOZO—continued
EXPORTS THERETO

INDIAN MERCHANDISE

ARTICLES	QUANTITY					VALUE				
	1924-25	1925-26	1926-27	1927-28	1928-29	1924-25	1925-26	1926-27	1927-28	1928-29
GRAIN, PULSE AND FLOUR—						Rs	Rs	Rs	Rs	Rs
Wheat Tons	500	75,000
METALS AND ORES "	1	2	1	2	2	4,100	9,400	4,900	6,500	5,534
TEXTILES—										
Cotton manufactures (in- cluding twist and yarn) Value	—	—	—	—	—	1,15,437	35,943	25,960	22,040	37,638
ALL OTHER ARTICLES OF MERCHANDISE "	—	—	—	—	—	1,766	6,740	9,554	3,010	7,538
GRAND TOTAL "	—	—	—	—	—	1,96,303	52,088	40,414	32,450	30,710

FOREIGN MERCHANDISE

ARTICLES	QUANTITY					VALUE				
	1924-25	1925-26	1926-27	1927-28	1928-29	1924-25	1925-26	1926-27	1927-28	1928-29
TOTAL . VALUE	—	—	—	—	—	—	1,605	500	262	12,323
GRAND TOTAL OF INDIAN AND FOREIGN MER- CHANDISE "	—	—	—	—	—	1,96,303	53,693	40,914	32,712	43,033

SWITZERLAND

IMPORTS THEREFROM

ARTICLES	QUANTITY					VALUE				
	1924-25	1925-26	1926-27	1927-28	1928-29	1924-25	1925-26	1926-27	1927-28	1928-29
APPAREL (excluding HOSIERY AND BOOTS AND SHOES)—						Rs	Rs	Rs	Rs	Rs
Apparel (including drapery uniforms, accoutrements) Value	—	—	—	—	—	39,395	32,002	35,485	41,155	40,817
Hats, caps, bonnets and hatter's ware "	—	—	—	—	—	17,057	8,118	9,681	7,800	3,408
BOOKS PRINTED AND PRINTED MATTER (NOT BEING STA- TIONERY) (including MAPS AND CHARTS Cwts.	26	65	43	280	53	3,554	8,571	5,262	14,109	7,213
BOOTS AND SHOES—										
Of leather Pairs	4,456	2,766	5,466	2,085	1,034	44,717	25,778	49,280	20,591	9,071
Of other materials "	2,992	2,583	1,838	219	916	22,616	18,992	14,810	1,833	7,720
CHEMICALS AND CHEMICAL PREPARATIONS (excluding CHEMICAL MANURES AND MEDICINES Value	—	—	—	—	—	16,505	34,788	27,491	1,14,686	42,511
CLOCKS AND WATCHES AND PARTS THEREOF—										
Clocks and time-pieces No.	13,286	23,816	17,727	16,505	28,447	52,607	84,793	65,723	63,453	87,283
Watches "	111,221	153,219	226,454	190,165	231,326	4,49,164	6,18,149	7,06,047	6,35,317	6,35,336
Parts of clocks and watches Value	—	—	—	—	—	9,835	10,522	6,114	9,931	15,672
Total Clocks and Watches, etc. "	—	—	—	—	—	5,11,406	7,13,470	7,78,784	7,08,701	7,38,291

No. 13—continued
 SWITZERLAND—continued
 IMPORTS THEREFROM—continued

ARTICLES	QUANTITY					VALUE				
	1924-25	1925-26	1926-27	1927-28	1928-29	1924-25	1925-26	1926-27	1927-28	1928-29
DRUGS AND MEDICINES (excluding CHEMICALS AND NARCOTICS) . . . Value	—	—	—	—	—	R 4,988	R 14,802	R 6,467	R 33,492	R 2,24,086
DYEING AND TANNING SUBSTANCES—										
Dyes obtained from Coal tar—										
Aniline Lbs.	415	28,232	32,652	84,546	17,920	304	15,127	42,891	43,549	8,217
Aurifine "	259,376	577,850	498,943	520,442	386,754	5,87,333	11,22,000	7,10,427	10,03,089	8,64,899
Indigo, synthetic Cwts.	88	3	—	—	—	33,255	474	2,565	4,540	942
Others Value	—	—	—	—	—	—	7,836	—	—	—
Total Dyeing and Tanning substances Value	—	—	—	—	—	6,20,892	11,45,437	7,55,883	10,56,178	8,74,058
GELATINE Cwts.	84	85	173	68	288	2,751	5,858	13,829	6,210	26,149
HARDWARE, excluding CUTLERY AND ELEK- TROPLATED WARE "	—	—	—	—	—	27,578	16,693	21,986	27,881	19,322
INSTRUMENTS, APPARATUS, AND APPLIANCES, AND PARTS THEREOF—										
Electrical including telegraph and tele- phone apparatus not being machinery "	—	—	—	—	—	12,184	65,069	16,318	22,256	38,091
Musical "	—	—	—	—	—	70,192	1,36,077	1,08,685	1,07,793	1,54,556
Other kinds "	—	—	—	—	—	21,818	13,976	14,365	7,205	4,007
Total Instruments, etc. "	—	—	—	—	—	1,04,194	2,15,122	1,39,368	1,37,254	1,96,654
Liquors including dena- tured and perfumed spirits Gall.	141	158	177	870	182	3,159	5,405	4,536	10,107	10,042
MACHINERY AND MILLWORK— Prime-movers (other than electrical)—										
Other than Locomotives—										
Oil engines No.	12	6	6	7	15	49,365	17,366	45,266	1,57,049	1,96,505
Steam engines "	—	1	—	—	1	—	71,848	—	—	2,73,629
Other sorts Value	—	—	—	—	—	5,296	1,03,237	6,977	8,993	31,234
Total prime-movers (other than electrical) "	—	—	—	—	—	54,661	1,92,451	52,238	1,66,042	5,01,367
Electrical machinery of all kinds—										
Control and Switch gear "	—	—	—	—	—	4,020	3,679	4,741	36,763	6,596
Generators, alternators and dynamos "	—	—	—	—	—	37,766	47,490	7,514	23,072	3,468
Motors "	—	—	—	—	—	36,712	20,687	10,840	23,209	5,771
Turbo generating sets "	—	—	—	—	—	16,085	—	—	—	92,075
Others Value	—	—	—	—	—	2,568	7,351	10,088	71,999	21,902
Total Electrical machinery of all kinds "	—	—	—	—	—	97,131	79,207	33,182	1,55,043	1,29,812
Machinery not being prime- movers or electrical machinery—										
Rice and flour mill machinery "	—	—	—	—	—	12,894	3,733	967	6,101	20,029
Sewing and knitting machines No.	6	9	17	25	18	6,617	1,768	2,723	8,302	5,499
Textile machinery Value	—	—	—	—	—	222	2,920	14,446	20,769	20,505
Other sorts of machinery "	—	—	—	—	—	41,372	1,25,257	2,22,063	84,639	4,20,101
Total Machinery and Mill- work "	—	—	—	—	—	3,11,337	4,05,286	3,25,620	4,40,836	10,97,312
METALS AND ORES										
Aluminium—										
Unwrought (Ingots, blocks, bars, etc.) Cwts.	2,322	2,399	200	300	160	1,31,242	1,77,380	14,305	20,684	9,981
Wrought—										
Circles "	1,294	1,111	3,372	9,850	12,303	1,43,875	79,228	2,91,012	8,80,840	9,57,492
Sheets "	—	—	—	136	372	—	—	—	10,251	27,316
Other manufactures "	3,020	1,212	107	661	624	2,66,201	2,68,298	15,480	50,455	68,100

No. 13—continued
 SWITZERLAND—continued
 IMPORTS THEREFROM—continued

ARTICLES	QUANTITY					VALUE				
	1924-25	1925-26	1926-27	1927-28	1928-29	1924-25	1925-26	1926-27	1927-28	1928-29
METALS AND ORES—continued										
Brass, Bronze, and similar alloys and manufactures thereof . Cwts.	763	..	80	51	688	48,435	..	3,356	2,248	51,381
German silver . . . "	5	100	26	700	15,024	2,183
Iron or Steel . . . Tons	14	..	10	30	6	7,306	25	4,122	16,448	3,816
OILS Gals.	285	141	113	270	467	16,856	15,489	8,263	9,331	26,076
PAPER AND PASTEBOARD—										
Paper manufactures Cwts.	245	89	105	45	76	11,184	3,598	5,105	2,997	3,055
Other kinds of paper Pasteboard, millboard, and cardboard of all kinds . . . "	310	881	284	580	53	11,131	28,059	8,207	13,184	1,708
Total Paper and Pasteboard . . . "	555	970	389	625	129	22,315	31,657	13,312	16,181	4,763
PRECIOUS STONES AND PEARLS, UNSET . . . Value	22,648	2,028	1,800	5,836
PROVISIONS AND OILMAN'S STORES including FISH AND FRUITS AND VEGETA- BLES, CANNED OR BOTTLED—										
Canned and bottled pro- visions . . . Cwts.	84	184	272	187	246	7,785	18,121	28,148	20,164	25,998
Cheese (including can- ned) . . . "	63	99	181	629	786	9,368	15,114	29,195	94,430	1,14,018
Cocoa and chocolate . . . "	484	1,015	1,146	433	473	48,380	83,908	98,179	37,854	66,080
Confectionery . . . "	1,200	1,180	2,200	1,838	1,738	1,10,817	1,12,243	2,00,239	1,95,227	1,56,195
Farinaceous and patent foods— Milk foods for infants and invalids (wholly or mainly milk) . . . "	151	106	146	88	278	21,463	14,521	22,259	13,534	27,899
Other sorts . . . "	1	3	1	..	3	283	388	170	..	356
Total Farinaceous and patent foods . . . "	152	109	147	88	281	21,746	14,909	22,429	13,534	28,255
Milk, condensed and pre- served . . . "	6,600	1,566	14,503	17,367	31,758	4,45,505	87,558	7,13,836	8,61,072	16,72,792
Other sorts of provisions Value	1,167	2,258	150	11,700	38,261
Total Provisions and Oilman's stores, etc. . . "	6,44,218	2,34,061	10,87,171	12,38,981	20,97,489
STATIONERY (excluding paper) . . . "	17,978	5,938	10,389	5,827	6,275
FABRICS—										
Cotton—										
Manufactures— Twist and yarn . . . Lbs.	1,097,185	898,013	691,150	484,059	360,431	22,60,559	15,93,040	9,92,620	6,20,750	4,96,951
Handkerchiefs and shawls in the piece—										
Handkerchiefs . . . No.	83,816	60,240	126,204	18,000	27,926	87,578	6,931	28,678	4,430	8,254
Shawls . . . "	485	1,053	6,613	10,616
Hosiery— Stockings and socks . . . Dozen pairs	5,600	200	..	12,158	813	..
Underwear (a) . . . Dozens	..	255	1,336	1,457	298	11,389	3,688	14,345	9,097	2,698
Lace and patent net Yards	53,697	141,191	89,632	186,672	208,007	25,996	77,861	38,504	95,877	1,14,809
Piece goods— Gray (unbleached) . . . "	300	20,149	..	4,028	..	300	14,874	..	1,111	..
White (bleached) . . . "	4,905,552	5,898,737	8,643,416	12,176,183	8,710,617	40,83,968	32,66,906	44,72,394	55,84,404	36,84,523
Coloured, printed, or dye— Printed goods . . . "	357,635	292,770	532,261	612,686	435,335	2,71,875	1,86,640	3,06,158	2,43,750	2,00,147
Dyed goods . . . "	1,445,359	787,605	1,853,860	1,107,523	1,455,920	13,71,452	6,79,156	12,64,615	8,46,985	11,24,150
Woven coloured goods . . . "	664,139	466,991	759,088	806,330	400,478	8,45,977	4,36,341	7,18,292	7,72,083	3,97,443
Ferts of all descrip- tions . . . "	17,151	12,678	69,735	168,131	1 1,399	15,446	13,617	59,156	67,128	78,908
Other sorts of manu- factures . . . Value	3,868	8,574	5,559	1,470	134
Total Cotton manufactures (including twist and yarn) . . . "	80,47,179	62,93,594	79,00,231	82,47,898	60,78,026
Raberdashery and mil- linery—										
Lace and embroidery . . . "	10,21,135	10,91,027	13,27,128	13,99,594	8,97,134
Other sorts . . . "	7,68,034	6,66,997	4,08,077	6,45,511	4,91,591

(a) Quantity recorded from 1925-26.

SWITZERLAND—continued

IMPORTS THEREFROM—concluded

ARTICLES	QUANTITY					VALUE				
	1924-25	1925-26	1926-27	1927-28	1928-29	1924-25	1925-26	1926-27	1927-28	1928-29
TEXTILES—continued										
Silk—										
Manufactures— Silk yarn, rolls, and watts Lbs.	144,283	77,830	181,486	100,432	314,193	9,74,125	5,35,812	12,96,736	10,53,040	18,20,138
Goods of silk mixed with other materials Yards	13,374	69,556	30,196	5,489	6,341	24,454	86,784	72,554	17,285	39,065
Piece goods . . . "	14,403	25,224	28,190	36,676	60,679	73,864	96,494	1,02,648	1,61,145	2,51,736
Other sorts . . . Lbs.	13,155	12,214	12,727	10,061	3,617	70,013	55,115	35,529	27,179	11,603
Total Silk manufac- tures (including silk yarn, etc.) . Value	—	—	—	—	—	11,42,456	7,74,155	15,07,467	12,58,640	21,22,541
Wool—										
Yarn and knitting wool . . . Lbs.	499	1,762	4,853	9,058	..	4,338	8,025	13,537	14,724	..
Manufactures— Hosiery . . . "	3,645	4,283	666	12,278	1,188	25,040	27,625	6,073	72,936	9,117
Piece goods . . . Yards	45,938	35,318	42,229	3,156	388,851	72,414	48,514	54,177	4,422	4,69,012
Shawls . . . No.	2,800	300	285	2,160	1,929	18,741	2,030	2,238	3,335	2,575
Other sorts . . . Value	—	—	—	—	—	3,599	1,564	1,912	3,696	918
Total Woolen manu- factures (including yarn, etc.) . . . "	—	—	—	—	—	1,24,132	87,763	77,937	1,00,313	4,81,622
Artificial silk—										
Artificial silk yarn . Lbs.	2,769	97,262	428,051	283,288	344,802	9,869	2,50,646	8,06,198	6,06,730	6,28,637
Piece goods of cotton and artificial silk Yards	2,089,864	2,317,333	6,697,960	11,054,793	7,047,929	28,64,951	25,38,958	58,64,695	88,85,366	53,19,056
Other sorts . . . Value	—	—	—	—	—	6,364	34,484	28,314	12,627	10,122
UMBRELLAS AND UMBRELLA FITTINGS—										
Umbrellas, complete including parasols and sunshades . . . No.	20,184	6,000	6,000	7,314	1,500	66,776	18,629	18,325	21,746	4,248
VEHICLES including L/M MOTO- CYCLES, ETC., FOR RAIL- WAYS—										
Carriages and Carts not mechanically propelled (excluding railway carriages and trucks) No.	5	19,567	..
POSTAL ARTICLES NOT SPECIFIED . . . "	—	—	—	—	—	96,230	2,41,736	3,57,856	7,06,523	30,28,623
ALL OTHER ARTICLES OF MERCHANDISE . . . "	—	—	—	—	—	1,25,850	83,023	32,490	34,665	93,867
GRAND TOTAL . . . "	—	—	—	—	—	1,21,41,523	1,56,69,603	2,19,60,040	2,63,10,247	2,57,12,199

EXPORTS THERETO

INDIAN MERCHANDISE

ARTICLES	QUANTITY					VALUE				
	1924-25	1925-26	1926-27	1927-28	1928-29	1924-25	1925-26	1926-27	1927-28	1928-29
APPAREL (including DRAPERY, UNIFORMS, ACCOUTREMENTS BUT excluding HOSIERY AND BOOTS AND SHOES) Value	—	—	—	—	—	7,060	267	..	1,200	1,000
TEXTILES—										
Non-essential—										
Linseed . . . Tons	50	14,000
Mustard . . . "	10	3,300
Total Needs, non-essential] ..	60	17,300

No. 13—continued

SWITZERLAND—concluded
EXPORTS THERETO—continued

INDIAN MERCHANDISE—continued

ARTICLES	QUANTITY					VALUE				
	1924-25	1925-26	1926-27	1927-28	1928-29	1924-25	1925-26	1926-27	1927-28	1928-29
TEXTILES—						R	R	R	R	R
Cotton—										
Raw Tons	17	..	23	20,000	..	24,730
Waste Cwts.	192	5,500
Wood—										
Carpets and rugs Lbs.	2,690	6,475	1,533	1,046	1,782	14,510	30,663	7,997	7,839	6,400
ALL OTHER ARTICLES OF MERCHANDISE Value	—	—	—	—	—	11,197	13,725	30,872	23,125	11,443
GRAND TOTAL "	—	—	—	—	—	50,057	44,055	64,369	31,964	43,579

FOREIGN MERCHANDISE

ARTICLES	QUANTITY					VALUE				
	1924-25	1925-26	1926-27	1927-28	1928-29	1924-25	1925-26	1926-27	1927-28	1928-29
CLOCKS AND WATCHES AND PARTS THEREOF—						R	R	R	R	R
Clocks and watches No.	..	423	161	2,500	10,000
TEXTILES—										
Haberdashery and Millinery Value	—	—	—	—	—	10,030
Woolen manufactures "	—	—	—	—	—	2,250	4,350	22,625	375	1,000
VEHICLES (excluding LOCOMOTIVES, ETC., FOR RAILWAYS),	—	—	—	—	—	6,000	..	23,625	..	20,000
ALL OTHER ARTICLES OF MERCHANDISE "	—	—	—	—	—	4,043	6,748	20,156	31,020	23,485
GRAND TOTAL "	—	—	—	—	—	12,293	13,598	56,436	34,895	44,485
GRAND TOTAL OF INDIAN AND FOREIGN MERCHANDISE "	—	—	—	—	—	62,350	58,253	1,50,805	66,859	88,064

ITALY
IMPORTS THEREFROM

ARTICLES	QUANTITY					VALUE				
	1924-25	1925-26	1926-27	1927-28	1928-29	1924-25	1925-26	1926-27	1927-28	1928-29
APPAREL (excluding HOSIERY AND BOOTS AND SHOES)—						R	R	R	R	R
Apparel (including drapery, uniforms, accoutrements) Value	—	—	—	—	—	1,75,358	2,94,985	1,37,445	2,93,504	1,89,655
Gold and silver thread "	—	—	—	—	—	6,123	19,580	1,41,651	1,164	1,549
Hats, caps, bonnets, and hatter's ware "	—	—	—	—	—	12,12,534	9,55,319	13,59,495	10,02,276	11,11,457
Lametta Lbs.	12,877	3,744	..	640	5,219	33,815	6,717	..	1,754	7,979
Others Value	—	—	—	—	—	5,838	230	375	900	342
Total Apparel (excluding hosiery and boots and shoes) "	—	—	—	—	—	14,34,608	12,77,831	15,39,506	12,09,804	13,11,482

IMPORTS THEREFROM—continued

ARTICLES	QUANTITY					VALUE				
	1924-25	1925-26	1926-27	1927-28	1928-29	1924-25	1925-26	1926-27	1927-28	1928-29
						R	R	R	R	R
ARMS, AMMUNITION AND MILITARY STORES—										
Cartridge cases—										46
Filled—					202					
Shotgun Cartridges, filled No. (a)										4,36,728
Rifle and other Cartridges, filled (a)					47,531					
Total Filled	390,806	4,355,682	14,922	501	47,733	1,57,450	3,55,508	2,818	17	4,36,774
Empty	1,000,000	25	..	19,430	..	24,000	2	..	472	..
Total Cartridge Cases	1,390,896	4,355,707	14,922	19,931	47,733	1,81,450	3,55,510	2,818	489	4,36,774
Firearms and parts thereof	—	—	—	—	—	54,384	2,968	2,599	3,928	2,59,838
Other sorts of arms	—	—	—	—	—	995	1,02,789	174	10	43,935
Total Arms, Ammunition and Military stores	—	—	—	—	—	2,36,838	4,61,262	5,691	4,427	7,40,547
ART. WORKS OF, other than PICTURES										
ASBESTOS—										
Manufactures (except for packing)	—	—	—	—	—	2,31,523	1,85,351	4,31,050	4,53,294	2,67,389
BELTING FOR MACHINERY—										
Of leather	—	—	—	—	—	32,871	47,090	7,041	9,531	1,219
Other materials	—	—	—	—	—	—	1,280	2,320	4,691	7,104
Total Belting for Machinery	—	—	—	—	—	32,871	48,970	9,361	14,222	8,323
BOLTING										
	—	—	—	—	—	1,625	24,555	3,073	87,816	23,236
BOOKS, PRINTED AND PRINTED MATTER (not being STATIONERY), including MAPS AND CHARTS Cwts.										
	140	199	96	145	119	13,584	19,537	11,269	16,999	13,121
BOOTS AND SHOES—										
Of leather	414	4,005	9,429	5,516	4,901	4,342	27,196	49,912	55,832	28,897
Of other materials	23,561	17,818	18,739	23,584	34,355	24,709	28,679	31,484	32,541	48,286
Total Boots and Shoes	23,975	21,323	28,168	32,100	39,256	29,111	56,875	81,296	89,373	77,183
Brushes and Brooms	100	1,506	3,021	19,226	15,041	310	1,193	3,242	13,971	16,391
BUILDING AND ENGINEERING MATERIALS—										
Bricks—										
Bricks, other than fire-bricks	21,424	..	48,073	..	39,343	21,405	..	45,529	..	27,403
Cement—										
Portland	1,596	1,930	4,515	1,970	4,389	86,260	1,15,435	1,94,105	80,623	1,73,262
Tiles	8,166,470	5,139,701	4,871,893	3,653,552	3,411,073	8,83,983	8,24,267	3,14,505	3,11,220	6,56,545
Other kinds	—	—	—	—	—	1,60,654	3,61,857	2,00,281	4,46,734	1,56,335
Total Building and Engineering materials	—	—	—	—	—	11,62,302	13,01,557	12,63,420	13,48,577	10,13,545
BUTTONS OF ALL SORTS—										
Metal	—	—	—	—	—	7,468	12,737	19,759	8,049	7,963
Other sorts	—	—	—	—	—	5,36,729	6,78,430	11,91,813	5,36,009	9,45,769
Total Buttons of all sorts	—	—	—	—	—	5,44,192	6,91,167	12,11,572	5,44,118	9,53,632
CHEMICALS AND CHEMICAL PREPARATIONS (excluding CHEMICAL MANURES AND MINERALS—)										
Acids—										
acetic (pyrolicuous acid)	16	..	9	30	80	10,982	..	370	1,115	4,163
Citric	100	236	166	182	198	10,843	22,591	15,828	19,469	25,413
Tartaric	1,146	1,406	1,571	1,125	1,500	88,290	1,03,988	1,09,372	93,148	1,43,164
Other sorts	29	113	30	44	30	2,851	7,034	2,282	2,242	1,753
Total Acids	1,491	1,845	1,776	1,381	1,803	1,12,966	1,33,613	1,27,852	1,20,974	1,74,503

(a) Shown separately from 1927-29.

No. 13—continued

ITALY—continued

IMPORTS THEREFROM—continued

ARTICLES	QUANTITY					VALUE				
	1924-25	1925-26	1926-27	1927-28	1928-29	1924-25	1925-26	1926-27	1927-28	1928-29
CHEMICALS AND CHEMICAL PREPARATIONS, ETC.— <i>continued</i> Bleaching materials—						R	R	R	R	R
Carbide of calcium . Cwts.	1,493	3,131	2,496	2,764	3,832	19,787	44,231	35,104	41,564	53,407
Lead Compounds	421	740	1,138	231	22	13,598	21,497	34,414	5,754	908
Magnesium Compounds	6	5	3,593	286	235	19,937
Soda Compounds	264	516	3,194	2,840	14,448	47,417
Sulphur (Brimstone)	207,995	79,087	223,397	304,983	209,451	9,22,802	4,10,591	12,04,387	15,40,095	11,21,077
Other sorts Value	—	—	—	—	—	25,417	13,454	20,418	38,372	32,554
Total Chemicals and Chemical preparations, etc.	—	—	—	—	—	10,94,570	6,32,386	14,34,301	17,67,462	14,40,503
CLOCKS AND WATCHES AND PARTS THEREOF—										
Clocks and timepieces No.	8,292	18,311	15,887	33,743	30,526	25,647	49,246	39,304	35,163	91,507
Watches	4,737	11,047	1,662	5,592	4,026	11,979	77,234	3,430	10,152	10,260
Parts of clocks and watches Value	—	—	—	—	—	—	2,024	103	180	95
TOTAL CLOCKS AND WATCHES	—	—	—	—	—	—	—	—	—	—
CORAL Lbs.	18,526	22,937	22,405	15,766	22,757	37,626	1,28,554	43,337	95,495	1,01,571
CORDAGE AND ROPE OF VEGETABLE FIBRE (excluding JUTE AND COTTON) Cwts.	646	1,058	1,443	1,012	1,083	62,558	1,24,014	1,58,567	98,358	99,573
Cork manufactures	24	..	34	406	359	1,828	..	1,438	12,561	3,346
OUTLETRY Value	—	—	—	—	—	4,770	1,716	946	2,507	120
DRUGS AND MEDICINES (excluding CHEMICALS AND NARCOTICS)—										
Camphor Lbs.	11,100	18,103
Proprietary and Patent Medicines Value	—	—	—	—	—	76,658	86,570	73,258	68,546	1,86,297
Other sorts of Drugs and Medicines	—	—	—	—	—	74,964	1,04,566	1,16,417	99,016	1,03,064
Total Drugs and Medicines	—	—	—	—	—	1,51,622	1,91,136	1,89,675	1,67,562	2,57,464
DYEING AND TANNING SUBSTANCES—										
Alicarline Lbs.	3,248	..	60,737	1,54,900	37,262	1,470	..	37,133	93,802	21,470
Aniline	77,341	103,244	267,727	7,30,577	1,020,502	2,09,248	2,19,647	4,09,402	11,07,188	15,05,011
Indigo, synthetic Cwts.	102	82	259	37,360	13,905	41,378
Other sorts Value	—	—	—	—	—	5	..	13,162	5,334	11,708
Total Dyeing and tanning substances	—	—	—	—	—	2,48,083	2,19,647	4,59,697	12,80,589	15,70,567
EARTHENWARE AND PORCELAIN—										
Earthenware Value	—	—	—	—	—	79,100	31,763	25,242	25,030	32,910
Porcelain	—	—	—	—	—	267	7,855	14,468	9,483	17,412
Total Earthenware and Porcelain	—	—	—	—	—	79,367	39,603	39,710	35,413	50,322
FRUITS AND VEGETABLES—										
Fresh fruits Value	—	—	—	—	—	1,132	15,554	6,662	8,730	4,179
Fresh vegetables	—	—	—	—	—	1,63,358	3,27,386	15,82,328	9,10,070	11,00,891
Fruits and vegetables: dried, salted, or preserved <i>not being</i> canned or bottled—										
Almonds Tons	2,344	1,317	2,860	2,269	2,160	16,73,106	11,23,023	20,11,697	18,28,977	14,51,072
Dates	10	17	61	..	6	6,435	18,761	15,907	..	1,300
Other sorts	125	125	412	1,799	588	41,158	60,279	1,06,186	3,02,069	1,45,959
Total Fruits and Vegetables . Value	—	—	—	—	—	18,88,189	15,46,008	37,22,650	30,49,846	27,12,401

No. 13—continued
 ITALY—continued
 IMPORTS THEREFROM—continued

ARTICLES	QUANTITY					VALUE				
	1924-25	1925-26	1926-27	1927-28	1928-29	1924-25	1925-26	1926-27	1927-28	1928-29
						R	R	R	R	R
FURNITURE AND CARPET-WARE—										
Furniture of wood <i>other than bedsteads</i> Value	—	—	—	—	—	2,167	9,972	21,872	15,338	15,893
Furniture of other materials (<i>other than bedsteads</i>) "	—	—	—	—	—	4,350	4,929	25,007	2,830	31,836
Mouldings "	—	—	—	—	—	42,481	1,18,890	1,84,359	77,139	1,66,595
GLASS AND GLASSWARE—										
Bangles "	—	—	—	—	—	1,65,138	71,670	66,411	26,550	12,121
Beads and false pearls Cwts.	9,250	11,047	9,133	9,340	4,986	7,16,818	7,28,806	4,90,840	5,13,096	4,85,671
Bottles and Phials Gross	15	481	650	408	17	675	575	24,257	5,227	452
Funnels, globes, and glass parts of lamps . Value	—	—	—	—	—	4,811	4,239	14,597	7,323	6,145
Other glassware "	—	—	—	—	—	32,763	31,956	41,336	42,319	23,320
Total Glass and Glassware "	—	—	—	—	—	9,21,205	8,37,248	6,87,441	5,94,513	5,27,719
GLUE Cwts.	100	290	515	415	120	3,851	7,563	12,764	10,691	3,821
GUMS AND RESINS "	512	95	421	142	278	36,978	13,265	24,153	21,016	14,254
HARDWARE, excluding CUTLERY AND ELECTROPLATED WARE—										
Domestic hardware, <i>other than enamelled ironware</i> Value	—	—	—	—	—	20,711	13,446	16,592	2,935	8,811
Enamelled iron ware "	—	—	—	—	—	15,171	22,533	43,020	43,165	32,828
Implements and tools <i>other than agricultural implements and machine tools</i> "	—	—	—	—	—	17,139	17,542	19,959	33,775	39,973
Lamps, metal No.	20,991	31,113	71,502	904	5,889	32,863	43,366	21,567	4,981	8,574
Safes and strong boxes of metal "	136	214	119	123	64	12,117	24,337	14,935	16,536	10,292
Other sorts value	—	—	—	—	—	1,40,794	1,61,409	1,59,959	2,20,120	3,44,260
Total Hardware, etc. "	—	—	—	—	—	2,38,799	2,37,633	2,67,032	3,26,512	4,44,747
HOPS Cwts.	98	70	19,514	9,472
INSTRUMENTS, APPARATUS, AND APPLIANCES, AND PARTS THEREOF—										
Electrical <i>including telegraph and telephone apparatus not being machinery—</i>										
Electric fans and parts thereof Value	—	—	—	—	—	6,32,153	6,35,344	6,02,233	7,89,642	10,33,865
Electric Wires and Cables "	—	—	—	—	—	..	2,311	7,437	6,644	7,375
Electric lamps and parts thereof—										
Electric glow lamps No.	28,694	30,734	19,364	46,657	220,126	11,417	27,018	21,540	24,096	1,23,179
Electric lamps, other sorts "	7,462	22	333	16	166	1,963	226	23,459	55	4,135
Electric lighting accessories Value	—	—	—	—	—	11,552	1,273	1,121	1,159	1,917
Other sorts "	—	—	—	—	—	21,730	32,427	23,408	23,857	34,477
Total Instruments, Electrical, etc. "	—	—	—	—	—	5,23,320	6,98,599	6,84,253	8,45,453	12,10,493

No. 13—continued

ITALY—continued

IMPORTS THEREFROM—continued

ARTICLES	QUANTITY					VALUE				
	1924-25	1925-26	1926-27	1927-28	1928-29	1924-25	1925-26	1926-27	1927-28	1928-29
INSTRUMENTS, APPARATUS AND APPLIANCES, AND PARTS THEREOF—contd.						R	R	R	R	R
Musical—										
Talking machines and accessories—						17,542	1,979	5,570	1,742	10,167
Accessories . . . Value										
Other sorts including parts of musical instruments . . . "						28,470	4,720	9,053	5,739	14,561
Total Musical Instruments . . . "						46,012	6,699	15,623	7,481	24,728
Optical . . . "						1,999	..	11,098	4,438	6,426
Photographic—										
Cinematograph films Length in feet.	89,213	412,872	867,708	30,241	59,027	31,134	1,15,441	76,577	4,320	6,909
Photographic, other than Cinematograph films Value						3,846	..	5,302	6,988	29,096
Scientific and philosophical . . . "						14,601	33,821	2,608	3,065	36,376
Surgical . . . "						7,872	9,488	9,363	24,705	13,467
Other kinds . . . "						..	1,631	7,699	12,908	55,659
Total Instruments, Apparatus, and Appliances, and parts thereof . . . "						6,34,284	8,05,079	8,13,113	9,09,264	13,85,159
JEWELLERY (excluding IMITATION JEWELLERY AND PSEUDOUS STONES AND PEARLS, UNSET, ALSO PLATE OF GOLD AND SILVER):—										
Jewellery . . . "						17,526	6,480	8,011	2,913	850
Plate of gold and silver . . . "						440	8,979	2,538	2,961	1,560
Total Jewellery . . . "						17,966	15,459	10,544	5,877	1,910
LEATHER . . . "						17,443	20,812	11,840	44,044	23,345
LIQUORS, including DENATURIZED AND PERFUMED SPIRITS—										
Ale, beer and portor . . . Liquid	3,095	434	3,898	4,707	2,541	7,860	842	10,192	11,743	5,813
Gals.										
Spirit present in drugs, medicines, or chemicals . . . "	1,228	999	872	1,707	1,594	21,152	17,250	17,224	37,639	20,852
Other sorts . . . "	1,002	252	954	439	310	21,127	6,508	11,545	11,078	8,124
Total Spirit . . . "	2,230	1,251	1,826	2,204	1,904	42,279	23,767	25,769	49,317	37,976
Wines—										
Still red wines other than port . . . "	1,092	3,188	4,505	2,844	3,781	9,831	22,500	58,064	16,549	2,062
Still white wines other than sherry madeira and marsala . . . "	509	81	789	1,292	1,353	2,863	655	4,430	10,702	10,709
Other sorts, including Vermouth and Ginger wine . . . "	20,124	29,524	24,875	41,247	42,472	2,23,031	1,98,299	2,06,578	2,52,103	2,46,437
Total Wines . . . "	30,725	33,043	40,169	45,383	47,606	2,35,775	2,21,354	2,69,072	2,79,414	3,01,108
Other sorts of liquors . . . "	..	1	3
Total Liquors . . . "	36,050	34,729	45,893	52,356	52,051	2,85,914	2,45,966	3,08,083	3,40,474	3,44,397
AGRIERY AND MILLWORK—										
Prime-movers (other than electrical)—										
Locomotives (including those for railways)—										
Railway locomotive Engines, tenders and parts thereof (a) . . . Value										3,63,063
Other than Locomotives—										
Gas Engines . . . No.						41,812	2,31,449	33,631	4,94,180	33,400
Oil Engines . . . No.	9	16	8	25	26	18,165	35,101	20,501	17,204	3,64,008
Parts of Oil Engines Value										46,901
Parts of Steam Engines . . . "						3,418	27,027	7,065	4,763	35,222
Other sorts . . . "						1,090	97,530	002	..	4,637
Total Prime-movers (other than electrical) . . . "						64,485	4,41,107	1,17,009	5,16,147	3,98,031
Electrical machinery of all kinds not including instruments, apparatus, appliances and parts thereof—										
Control and Switch gear . . . "						5,462	11,853	12,397	7,529	6,579
Generators, alternators, and dynamos . . . "						7,725	17,300	4,500	22,622	53,538
Motors . . . "						11,943	37,137	23,322	18,526	19,678
Transformers . . . "						5,992	3,428	256	16,837	5,444
Turbo-generating sets . . . "						15,489	3,023	..
Other kinds . . . "						28,399	27,969	47,723	78,225	24,001
Total Electrical Machinery of all kinds . . . "						59,521	97,687	1,04,197	1,46,762	1,09,330

(a) For previous years' figures see "Railway Plant and Rolling Stock".

IMPORTS THEREFROM—continued

ARTICLES	QUANTITY					VALUE				
	1924-25	1925-26	1926-27	1927-28	1928-29	1924-25	1925-26	1926-27	1927-28	1928-29
MACHINERY AND MILLWORK—contd.						B	B	B	B	B
Machinery, not being prime-movers or electrical machinery—								56,132	906	34,234
Boilers Value	—	—	—	—	—	14,045	5,866	15,051	8,185	6,690
Metal working machinery ..	—	—	—	—	—	130	543	4,430	12,033	34,351
Rice and flour mill machinery ..	—	—	—	—	—	—	—	—	—	—
Textile machinery—										
Ottom—										
Bleaching and Dyeing machinery ..	—	—	—	—	—	13,251	32,451	17,603	10,795	9,781
Spinning machinery ..	—	—	—	—	—	17,653	27,872	12,669	42,213	70,571
Weaving	—	—	—	—	—	1,099	..	9,073	12,937	36,729
Other sorts ..	—	—	—	—	—	24,708	75,749	66,594	1,85,342	25,514
Shuttles (excluding those for sewing machines) ..	—	—	—	—	—	1,05,650	3,694	1,15,332	8,467	94,033
Other sorts ..	—	—	—	—	—	—	—	—	—	19,131
Total Textile Machinery ..	—	—	—	—	—	1,62,361	1,39,665	2,21,321	2,80,389	2,55,809
Others ..	—	—	—	—	—	1,08,873	1,37,315	1,19,493	3,20,265	3,25,160
Total Machinery and Millwork ..	—	—	—	—	—	4,10,016	3,22,189	6,37,773	12,79,136	16,63,606
MANURES—										
Artificial and mineral manures—										
Nitrate of soda . . . Tons	193	333	100	30,301	45,141	14,086
Others ..	313	309	1,639	2,303	3,133	49,437	49,546	2,41,107	3,82,116	4,08,635
Total Artificial and mineral manures ..	313	309	1,832	3,136	3,233	49,437	49,546	2,71,408	4,30,257	4,22,721
Fish manures	396	32,966
MATCHES—										
Safety . . . gross of boxes	32,150	27,575	20,225	2,250	5,000	41,653	30,717	31,693	1,960	3,420
METALS AND ORES—										
Aluminium—										
Unwrought . . . Cwts.	211	300	1,400	1,934	599	16,357	22,133	98,974	1,37,527	37,425
Wrought—										
Wire	1,956	2,693	5,515	3,817	..	2,23,726	2,72,472	5,03,498	4,06,500	..
Sheets	132	104	13	11,675	10,399	1,731
Other manufactures ..	2	123	571	441	135	1,032	35,665	65,948	42,397	17,539
Total Aluminium ..	2,169	3,116	7,618	6,296	747	2,41,165	3,31,320	6,80,095	5,94,323	56,745
Brass, Bronze, and similar alloys and manufactures thereof—										
Wrought—										
Mixed or yellow metal, for sheathing ..	150	25	471	101	150	12,424	1,910	38,344	6,780	10,538
Sheets ..	235	20	323	31	97	14,562	1,590	22,859	2,369	7,350
Wire ..	469	405	392	13	86	33,818	25,916	21,133	912	4,773
Other sorts ..	923	193	350	193	43	61,264	16,231	33,690	10,000	3,345
Total of Brass, Bronze, etc ..	1,782	643	1,541	343	376	1,22,068	45,647	1,16,036	20,061	26,011
Copper	6	150	97	511	20,722	10,312	..
German silver (including nickel silver) ..	1,054	4,277	1,323	1,004	6,377	1,19,035	4,46,133	1,69,955	1,15,321	5,60,216
Iron—										
Fig Tons	264	110	357	425	510	69,246	27,943	1,03,925	1,15,689	1,49,773
Steel—										
Bars other than cast steel	51	..	191	46	..	6,313	6	19,195	13,636
Cast—										
Tool Steel—										
Carbon ..	15	7	16	5,412	2,710	395	50	11,575
Cast Steel bars ..	3	9	1,313	10,344
Iron or Steel—										
Fencing materials (including fencing wire) ..	11	4	43	241	157	4,296	2,341	10,421	50,321	32,447
Hoops and strips	350	276	..	6	..	59,025	44,432	..	3,235
Screws ..	11	5	33	25	24	9,633	4,317	23,669	17,407	11,705
Wire other than fencing wire ..	40	..	55	277	241	11,332	..	3,016	39,754	33,739
Wire nails ..	43	45	149	419	363	11,632	9,120	23,470	75,133	59,344
Other manufactures ..	9	52	20	132	32	4,452	12,090	7,730	43,014	33,419
Total Iron or Steel ..	119	456	537	1,004	377	41,700	37,393	1,22,736	2,25,634	1,79,339

No. 13—continued
 ITALY—continued
 IMPORTS THEREFROM—continued

ARTICLES	QUANTITY					VALUE				
	1924-25	1925-26	1926-27	1927-28	1928-29	1924-25	1925-26	1926-27	1927-28	1928-29
Metals and Ores—contd.						R	R	R	R	R
Lead—										
Unwrought—										
Ore Tons	7	4,060
Quicksilver . . . Lbs.	121,828	214,788	204,720	128,298	161,690	2,62,476	4,94,630	5,61,504	4,49,080	5,42,227
Others Tons	3	..	7	82	107	3,036	2,208	3,838	42,127	74,825
Total Metals (excluding Ores) ..	708	1,122	1,599	2,234	2,033	8,65,456	14,45,118	17,99,275	15,92,842	16,25,296
TOTAL METALS AND ORES ..	715	1,122	1,599	2,234	2,033	8,69,516	14,45,118	17,99,275	15,92,842	16,25,296
OILS—										
Essential . . . Gals.	710	659	893	475	366	25,199	46,196	48,316	43,787	34,452
Mineral "	..	69	8,328	1,00,345	29,822	..	275	12,196	69,771	31,221
Vegetable non-essential ..	125	1,718	781	1,335	536	1,311	10,847	7,654	12,940	3,192
Other sorts . . . "	..	185	528
Total Oils "	835	2,631	9,502	1,02,155	30,724	24,510	57,846	68,566	1,26,498	68,865
PAINTS AND PAINTERS' MATERIALS—										
Paints and colours—										
Barytes Cwts.	..	5,372	6,473	4,449	4,790	..	24,409	29,342	16,537	16,581
Red Lead—										
Genuine dry . . . "	610	916	7,719	8,523	6,517	17,352	26,299	2,22,231	2,42,370	1,22,704
White Lead—										
Genuine dry . . . "	799	598	4,419	4,982	4,259	22,428	18,087	1,17,065	1,36,080	93,569
Other kinds . . . Value	—	—	—	—	—	20,426	37,115	35,770	29,056	24,135
Painter's materials . . "	—	—	—	—	—	7,100	29,785	39,708	28,136	20,166
Total Paints and Painters' Materials "	—	—	—	—	—	67,306	1,85,695	4,44,861	4,52,129	2,88,165
PAPER AND PASTEBOARD—										
Paper—										
Packing paper . . . Cwts.	998	1,655	2,528	4,944	4,651	16,778	30,586	43,907	74,803	70,407
Printing paper—										
News printing . . . "	13,807	18,432	12,580	27,241	25,940	2,05,109	2,31,679	1,67,079	3,11,334	3,02,614
Other sorts "	1,391	1,284	816	5,205	8,848	35,039	26,078	22,468	90,814	1,44,146
Writing paper and envelopes—										
Writing paper in large sheets ..	2,266	1,700	4,189	7,053	1,480	61,004	38,704	94,598	1,42,876	83,777
Note and letter paper and envelope ..	122	61	67	182	95	6,540	2,524	3,618	4,737	3,316
Envelopes imported separately . . "	8	7	60	54	62	405	819	3,286	4,188	2,426
Other kinds of Paper . . . "	188	742	261	2,328	470	11,627	22,568	9,506	26,323	17,675
Paper Manufactures . . . "	100	68	10	18	25	6,464	3,756	959	817	2,023
Pastebord, Millboard and Cardboard . . . "	198	676	606	1,073	235	6,753	3,890	10,717	13,078	4,993
Total Paper and Pastebord "	19,073	24,570	21,116	48,093	41,806	3,49,719	3,70,615	3,56,137	6,09,580	5,81,577
PAPER-MAKING MATERIALS—										
Pulp of wood . . . "	27,398	16,921	5,394	2,94,603	1,79,174	51,968
RESUMERY not being PERFUMED SPIRIT . . Value	—	—	—	—	—	..	140	37,756
TEA, LIVING (including BARKS AND SEEDS FOR WINE) . . . "	—	—	—	—	—	97,539	48,644	37,076	27,487	35,168

IMPORTS THEREFROM—continued

ARTICLES	QUANTITY					VALUE				
	1924-25	1925-26	1926-27	1927-28	1928-29	1924-25	1925-26	1926-27	1927-28	1928-29
PRINTING AND LITHO- GRAPHING MACHINERY AND MATERIALS (ex- cluding PAPER) . . . Value	—	—	—	—	—	1,673	4,262	12,820	1,05,628	9,128
PRINTS, ENGRAVINGS AND PICTURES . . . "	—	—	—	—	—	8,477	7,211	12,838	5,209	4,261
PROVISIONS AND OILMAN'S STORES—										
Canned and bottled provisions . . . Cwts.	961	865	1,201	1,074	1,987	84,032	54,827	82,982	90,249	1,30,324
Cheese . . . "	22	50	112	129	146	5,394	5,286	9,095	17,179	16,518
Confectionery . . . "	140	180	100	141	236	52,307	39,373	23,438	26,092	29,010
Farinaceous and patent foods, Milk condensed and preserved (including milk cream) . . . "	19	88	37	133	334	1,106	11,332	1,022	4,379	13,801
Other sorts of provi- sion . . . Value	3,853	4,456	4,216	2,345	2,075	1,88,252	1,86,005	1,01,234	84,014	1,15,694
Total Provisions and Oilman's stores . . . "	—	—	—	—	—	2,93,446	3,12,730	2,94,804	2,43,444	3,29,367
RAILWAY PLANT AND ROLLING STOCK—(a)										
Carriages and parts thereof . . . "	—	—	—	—	—	7,50,308	2,06,073	1,68,985	1,04,648	—
Wagons and parts thereof Locomotive Engines and tenders and parts thereof . . . "	—	—	—	—	—	1,953	36,150	—
Materials for construction and other kinds . . . Ton.	18	5	1	513	—	9,650	81,343	56,915	..	—
Total Railway Plant . . . Value	—	—	—	—	—	7,68,477	3,34,614	2,26,660	2,39,500	—
RUBBER—										
Manufactures—										
Pneumatic motor covers No.	6,305	42,355	15,727	27,174	45,445	2,66,442	17,43,592	4,65,588	8,94,143	17,90,461
Pneumatic motor tubes . . . "	539	231	..	1,714	2,377	4,950	1,951	..	12,721	18,237
Pneumatic cycle covers . . . "	998	7,650	1,723	31,586	96,072	3,366	18,599	3,605	58,275	2,52,908
Pneumatic cycle tubes . . . "	838	2,500	1,259	9,590	1,557	779	2,536	1,316	11,205	2,515
Pneumatic motor cycle covers . . . "	—	—	—	10	1,182	—	—	—	137	34,483
Solid rubber tyres for motor vehicles . . . "	1,925	135	66	144	93	82,805	19,237	8,691	19,313	9,344
Other manufactures, except apparel, boots, and shoes . . . Value	—	—	—	—	—	19,024	25,255	36,097	57,235	22,624
Total Rubber manu- factures . . . "	—	—	—	—	—	3,77,372	18,11,190	5,15,295	10,52,529	20,40,572
SMOKERS' REQUISITES (ex- cluding TOBACCO) . . . "	—	—	—	—	—	14,583	27,804	84,902	1,50,287	1,42,956
SOAP—										
Toilet Soap . . . Cwts.	624	179	63	28	53	37,734	13,174	5,431	2,375	5,167
Other sorts . . . "	111	197	260	430	83	4,136	5,142	6,036	10,111	2,300
Total Soap . . . "	635	373	323	458	136	41,870	18,322	11,517	12,486	7,467
SPICES—										
Cloves . . . Cwts.	268	396	220	8,798	4,175	15,300
STATIONERY (excluding PAPER)—										
Pencils (excluding slate pencils) . . . dozen	6,299	58,031	9,034	6,295	5,540	1,981	12,260	2,964	3,381	2,552
Other sorts . . . Value	—	—	—	—	—	36,426	47,277	37,669	1,20,612	84,161
Total Stationery . . . "	—	—	—	—	—	38,407	59,537	40,633	1,23,943	36,713
STONE AND MARBLE—										
Stone and marble . . . Tons	1,534	1,492	2,295	1,801	1,656	2,42,317	2,53,712	2,82,255	2,80,753	2,54,176
Articles of Stone and Marble . . . "	49	570	478	467	70	13,367	84,306	79,066	81,508	27,127
Total Stone and Marble . . . "	1,583	2,062	2,773	2,268	1,726	2,55,684	3,38,018	3,61,261	3,62,261	2,81,303
SUGAR—										
Sugar 16 Dutch Standard and above (excluding Beet Sugar) . . . "	..	278	377	40	87,010	67,398
Beet Sugar . . . "	927	899	3,414	102	..	2,80,452	1,83,894	9,00,609	34,500	..
Other kinds . . . "	839
Total Sugar . . . "	927	1,177	3,691	102	..	2,80,531	2,70,904	7,64,067	34,500	..
FRAGANCES, ESSENCE OR EXTRACTS . . . Value	—	—	—	—	—	15,026	20,745	11,547
TEXTILES—										
Cotton—										
Raw . . . Tons	157	7	10	2,50,635	14,445	200	..	9,509
Manufactures—										
Twist and yarn—										
Grey Nos. 31 to 40 . . . Lbs.	4,500	10,000	5,887	4,500	65,700	8,570	10,129	5,743	5,959	73,174
" Nos. 41 to 57 . . . "	1,500	18,000	5,000	2,992	23,568	8,292
" twofolds (doubles) . . . "	..	6,150	80,800	40,590	430,639	..	7,170	1,16,552	41,213	5,23,819
Others . . . "	1,384	1,800	2,500	4,117	2,370	4,140
Total Grey . . . "	6,464	17,950	90,687	63,090	501,329	12,687	19,609	1,20,432	70,740	6,05,285

(a) Discontinued from 1928-29.

No. 13—continued

ITALY—continued

IMPORTS THEREFROM—continued

ARTICLES	QUANTITY					VALUE				
	1924-25	1925-26	1926-27	1927-28	1928-29	1924-25	1925-26	1926-27	1927-28	1928-29
TEXTILES—continued						R	R	R	R	R
Cotton—continued										
Manufactures—continued										
Twist and Yarn—continued										
White (Bleached) . Lbs.	1,161	10	11,500	..	24,026	2,964	30	15,660	..	32,111
Coloured—										
Nos. 1 to 20 . "	10,700	4,000	1,400	17,124	6,408	1,524
Nos. 21 to 25 . "	3,480	10,600	2,000	14,547	17,091	2,404
Nos. 26 to 30 . "	80,974	3,000	22,870	6,727	..	46,928	4,286	20,015	6,744	..
Nos. 31 to 40 . "	141,889	363,200	183,950	317,449	284,975	2,80,621	6,32,366	2,63,345	3,09,483	3,86,182
Above No. 50 . "	..	5,339	1,215	33,590	15,000	3,028	31,722	..
Twofolds (Doubles) "	3,400	400	..	4,400	..	15,483	500	..	5,922	..
Total Coloured . "	199,643	391,580	211,285	362,166	284,975	3,74,671	6,75,848	2,90,326	4,03,871	3,86,182
Others "	7,660	155	190	..	5 787	15,104	353	239	..	1,055
Total Twist and Yarn . "	214,948	409,645	313,612	425,236	311,127	4,05,496	6,05,900	4,35,666	5,64,611	10,24,683
Blankets "	2	50,878	15,487	12,408	25,362	10	57,595	8,914	90,127	16,933
Canvas Yards	111,344	115,451	296,450	308,734	516,073	33,717	36,257	34,319	50,847	82,626
Handkerchiefs and Shawls in the piece—										
Shawls No.	18,265	5,247	40,530	43,526	39,362	53,517	12,376	90,557	94,384	64,744
Hosiery—										
Stockings and socks Dozen pairs.	240	4,431	6,049	12,972	16,347	932	15,719	23,147	39,906	48,756
Underwear (a) Doz.	—	120	160	3,278	732	500	503	2,330	18,957	3,764
Other sorts Value	—	—	—	—	—	..	269	492	4,021	2,801
Total Hosiery "	—	—	—	—	—	1,432	16,491	25,978	62,944	56,321
Lace and patent net Yards	26,853	3,387	34,200	15,637	34,040	18,476	6,760	23,333	15,126	17,039
Woolgoods—										
Grey (unbleached) plain grey Yards	83	7,366	1,561	49,129	10,579	40	7,666	1,170	14,571	3,514
White (Bleached)—										
Checks, spots and stripes Yards	27,432	55,233	52,656	197,113	131,511	27,385	49,166	27,320	63,336	39,339
Jaconet, Madapollams, Cambrics and Mualins "	77,421	238,120	439,733	652,773	332,224	69,452	1,60,709	2,42,927	2,97,935	1,84,013
Lawns "	30,107	112,508	165,247	80,274	127,792	23,501	51,155	74,487	41,447	40,880
Longcloth and shirtings "	11,300	97,065	43,261	177,460	350,304	4,243	41,766	19,324	54,187	1,12,554
Nainsooks "	56,853	207,645	542,397	24,923	56,611	42,527	1,15 190	2,20,980	9,727	15,069
Unspecified descriptions "	345,040	277,123	446,122	559,470	396,571	3,27,068	1,74,712	2,25,526	2,48,144	1,48,763
Total White (bleached) "	548,053	987,639	1,639,416	1,892,016	1,447,013	4,99,236	5,95,693	8,10,514	7,14,770	5,50,227
Coloured, printed or dyed—										
Printed goods—										
Cambrics Yards	121,481	26,994	345,009	5,417	71,979	51,177	3,712	1,02,366	2,130	40,842
Checks, spots and stripes "	..	36,619	17,854	25,608	30,731	..	14,850	7,337	12,402	29,167
Drills and Jeans "	..	16,712	25,160	89,170	66,917	..	5,613	11,640	22,119	15,125
Flannels and Flannel-ettes "	323,286	975,537	3,655,441	6,845,466	3,795,071	1,47,909	3,58,972	11,30,762	17,90,475	21,35,311
Lungis "	..	59,452	..	50,980	26,536	..	14,553	..
Prints and chints "	826,760	345,135	351,503	1,800,170	2,589,721	3,40,380	1,22,235	1,16,324	4,08,937	5,33,251
Sateens(b) "	—	11,645	18,493	16,025	55,609	—	4,593	6,194	6,229	14,804
Shirtings "	80,630	135,518	430,130	659,199	604,066	46,245	50,357	1,47,625	1,72,033	1,76,940
Twills "	562,271	1,558,524	2,693,369	6,216 996	10,496,294	2,37,120	6,54,476	7,06,399	15,57,332	25,37,769
Unspecified descriptions "	186,744	104,141	75,337	430,503	752,973	93,129	46,681	37,917	1,07,993	1,30,311
Total Printed goods "	2,114,572	3,270,277	7,617,796	15,940,131	23,463,490	9,15,050	11,93,080	23,46,651	40,91,063	57,70,080

(a) Quantity recorded from 1925-26.

(b) Separately recorded from 1925-26.

IMPORTS THEREFROM—continued

ARTICLES	QUANTITY					VALUE				
	1924-25	1925-26	1926-27	1927-28	1928-29	1924-25	1925-26	1926-27	1927-28	1928-29
	R	R	R	R	R	R	R	R	R	R
TEXTILES—continued										
Cotton—continued										
Manufactures—continued										
Coloured, printed or dyed— continued										
Dyed goods— Cambrics . . . Yards	47,845	93,668	449,745	431,723	265,429	24,244	63,895	2,42,330	2,32,487	1,43,768
Checks, spots, and stripes . . . "	129,916	59,494	30,740	182,655	79,681	1,01,677	83,327	10,728	89,220	48,384
Drills and Jeans . . . "	37,872	..	87,217	45,000	54,505	17,294	..	34,314	16,541	17,904
Flannel and Flan- nelettes . . . "	183,296	179,533	419,276	224,993	1,744,929	1,29,823	65,852	1,49,315	87,135	5,59,664
Italian cloth and sateens (a) . . . "	..	247,523	311,570	500,718	786,935	..	1,90,789	1,85,283	2,69,665	3,91,587
Prints and ohlutz . . . "	61,447	68,945	16,486	26,112	..
Shirtings . . . "	18,968	52,127	367,656	481,771	347,656	12,690	25,176	1,36,407	1,64,550	1,39,999
Twills . . . "	72,503	137,390	544,558	812,663	1,664,214	61,910	91,720	2,91,431	4,36,612	8,33,704
Unspecified descrip- tions . . . "	2,274,588	991,902	254,970	345,737	793,311	20,14,932	6,93,731	1,65,056	2,01,755	3,62,115
Total Dyed goods . . . "	2,769,507	1,755,632	2,536,179	3,094,217	5,736,510	28,62,610	11,69,490	12,39,360	15,24,077	24,97,105
Woven coloured goods—										
Cambrics . . . Yards	..	10,685	51,495	136,788	31,569	..	11,226	44,846	53,822	29,246
Checks, spots and stripes . . . "	126,076	48,133	15,181	40,729	125,880	75,093	26,137	14,447	16,172	71,990
Coatings and trouserings (a) . . . "	..	2,505,978	3,109,670	2,762,100	3,414,775	..	10,18,190	20,05,177	15,05,988	23,02,698
Drills and Jeans . . . "	..	29,590	172,077	62,636	214,438	..	16,463	68,857	22,393	34,424
Flannel and Flan- nelettes . . . "	267,424	459,413	427,585	423,308	739,271	1,59,782	2,23,783	1,43,875	1,50,048	2,31,937
Shirtings . . . "	289,649	493,976	246,421	545,908	846,683	1,48,553	1,83,784	1,04,057	2,02,984	2,13,094
Twills . . . "	2,363	42,578	140,698	89,766	72,340	1,541	31,998	89,321	54,750	36,947
Velvet and Velve- teens (a) . . . "	..	45,516	133,147	59,408	76,015	..	38,317	24,670	31,847	56,600
Unspecified descrip- tions . . . "	4,097,862	1,240,281	1,295,676	1,409,736	1,401,511	36,71,356	9,85,494	9,19,992	7,67,824	8,44,970
Total Woven coloured goods . . . "	4,768,999	4,781,150	5,397,000	5,523,379	6,911,932	40,56,325	31,40,397	34,15,142	28,95,823	39,71,906
Total Coloured, printed or dyed . . . "	9,647,978	9,807,059	15,550,975	21,562,727	36,112,032	73,33,935	58,02,967	70,01,056	85,13,973	1,22,39,091
Ferts of all descrip- tions . . . "	61,059	76,366	13,675	34,458	33,305	37,799	23,041	10,147	10,956	14,788
Other sorts of manu- factures . . . Value	1,57,001	1,13,989	1,69,221	43,477	1,04,697
Total Cotton manufac- tures (including twist and yarn) . . . "	85,30,679	73,74,130	84,15,875	1,01,75,742	1,41,73,663
Flax—										
Canvas . . . Yards	8,074	29,409	21,061	..	10,015	9,565	31,939	28,946	..	9,335
Other sorts . . . Value	2,496	2,596	21,311	8,679	11,731
Haberdashery and Millinery— Lace and embroidery . . . "	4,22,430	3,73,546	2,51,599	3,77,684	5,57,337
Other sorts . . . "	2,39,548	2,93,562	3,45,290	4,59,799	6,46,864
Hemp—										
Manufactures— Cloth . . . Yards	..	10,640	59,237	6,683	3,196	..	15,327	68,307	8,612	1,694
Other sorts . . . Value	22,536	21,985	1,57,335	1,09,044	56,928
Jute—										
Gunny cloth . . . Yards	209,250	1,495,306	1,485,650	23	326,375	28,274	2,04,607	2,22,526	26	36,793
Silk—										
Raw . . . Lbs.	750	2,193	..	11,035	118,439	12,030	12,251	..	41,707	4,63,410
Waste . . . "	6,490	..	11,342	1,323	..	24,710	..	18,154	4,580	..
Manufactures—										
Silk yarn, rolls, and warps Joods of silk mixed with other materials . Yards	527,297	178,770	398,491	406,160	382,095	33,48,948	9,50,320	21,32,256	20,13,392	34,45,090
Piece-goods . . . "	326,079	144,798	234,636	261,278	314,056	4,43,931	2,08,829	2,61,322	2,98,027	3,71,320
Thread, sewing . . . Lbs.	39,463	4,324	17,339	13,568	19,293	61,536	6,763	18,449	22,054	23,613
Other sorts . . . "	4,223	396	5,991	26,230	710	30,588
Total Silk manufac- tures (including silk yarn, etc) . . . Value	9,781	7,162	15,419	4,505	306	32,511	23,327	29,314	12,189	1,296
Total	39,12,206	11,85,454	24,71,929	23,45,652	38,40,231					

(a) Separately recorded from 1925-26.

No. 13—continued

ITALY—continued

IMPORTS THEREFROM—concluded

ARTICLES	QUANTITY					VALUE				
	1924-25	1925-26	1926-27	1927-28	1928-29	1924-25	1925-26	1926-27	1927-28	1928-29
TEXTILES—concluded						R	R	R	R	R
Wool—										
Yarn and knitting wool Lbs.	354	800	6,377	26,411	202	2,014	2,939	12,797	58,975	380
Manufactures—										
Blankets	14,792	76,930	172,388	524,809	3,956,950	23,399	1,55,856	2,28,634	7,98,679	51,31,501
Carpets and rugs	211,965	707,845	1,350,715	2,508,650	13,598	4,14,841	11,47,461	21,82,535	34,66,327	27,985
Hosiery	1,372	641	17,863	7,018	2,415	1,831	2,335	32,581	37,439	11,552
Piece goods Yards	1,678,126	2,853,900	3,575,199	3,371,715	2,655,200	21,52,486	33,81,129	35,37,001	36,99,987	31,05,250
Shawls No.	58,982	118,635	358,254	320,409	365,662	1,94,292	3,23,477	8,33,482	6,87,314	7,78,285
Other sorts Value	—	—	—	—	—	25,718	56,145	29,005	12,322	31,366
Total Woollen manufactures (including yarn and knitting wool)	—	—	—	—	—	28,14,576	50,69,342	69,06,085	87,60,943	90,86,315
Artificial silk—										
Artificial silk yarn . Lbs.	392,688	1,309,257	3,845,179	3,431,879	3,637,717	13,49,858	38,71,029	64,15,052	66,23,519	61,03,645
Piece goods of cotton and artificial silk . Yards	4,964,177	4,978,133	13,900,507	16,021,907	17,805,276	43,83,077	37,41,678	80,61,512	91,30,835	92,64,160
Other sorts Value	—	—	—	—	—	21,556	46,663	38,993	22,455	54,376
TOILET REQUISITES (NOT SPECIFIED ELSEWHERE)	—	—	—	—	—	1,74,775	1,48,883	1,48,720	1,07,345	2,10,346
TOYS AND REQUISITES FOR GAMES	—	—	—	—	—	2,509	8,235	5,332	11,292	8,959
UMBRELLAS AND UMBRELLA FITTINGS	—	—	—	—	—	12,820	1,904	3,349	10,742	56,230
VEHICLES, excluding LOCOMOTIVES, ETC. FOR RAILWAYS—										
Mechanically propelled vehicles (excluding railway locomotives and tractors)—										
Parts of aircraft Value	—	—	—	—	—	—	—	—	—	1,221
Carriages, Wagons and parts for Railways(b)	—	—	—	—	—	—	—	—	—	96,078
Motor cars (including taxi cabs) No.	235	860	1,416	1,367	967	9,30,059	27,68,842	36,01,525	34,47,983	22,38,468
Motor cycles (including scooters)	—	—	—	1	1	—	—	345	700	450
Motor omnibuses, motor vans and motor lorries	12	—	—	—	—	31,321	—	—	—	—
Motor Omnibuses— Imported with bodies (a)	—	7	12	45	57	—	18,291	22,859	82,704	3,10,010
Chassis(a)	—	58	87	162	30	—	1,46,460	1,80,953	2,42,344	44,294
Parts of mechanically propelled vehicles and accessories other than of aircrafts (excluding rubber tyres) Value	—	—	—	—	—	45,400	65,109	1,14,426	1,60,350	1,56,606
Total of Mechanically propelled Vehicles, etc.	—	—	—	—	—	10,15,780	29,93,702	40,10,107	39,34,031	28,47,127
Other kinds	—	—	—	—	—	9,236	939	1,111	10,276	3,393
Total Vehicles (excluding locomotives, etc. for railways)	—	—	—	—	—	10,25,016	29,94,641	40,11,218	39,44,357	28,50,520
WOOD AND TIMBER—										
Deal and Pine wood Cubic ton	102	158	554	714	454	9,522	14,259	49,658	68,154	37,800
Manufactures of wood other than furniture and cabinetwork Value	—	—	—	—	—	20,225	24,573	12,264	6,413	6,713
Other kinds of wood and timber	—	—	—	—	—	14,876	9,855	1,923	68,106	2,404
Wood and Timber	—	—	—	—	—	44,623	48,687	63,750	1,42,673	46,717
ALL ARTICLES NOT SPECIFIED	—	—	—	—	—	13,68,689	17,93,990	41,00,394	51,99,132	43,34,513
OTHER ARTICLES OF MERCHANDISE	—	—	—	—	—	1,28,014	1,80,103	77,464	89,900	1,16,872
GRAND TOTAL	—	—	—	—	—	3,83,95,499	4,25,67,226	5,16,11,411	6,76,36,635	7,35,31,631

(a) Separately recorded from 1925-26.

(b) For previous years' figures see under "Railway Plant and Rolling Stock".

No. 13—continued
ITALY—continued
EXPORTS THEREOF—continued

INDIAN MERCHANDISE—continued

ARTICLES	QUANTITY					VALUE				
	1924-25	1925-26	1926-27	1927-28	1928-29	1924-25	1925-26	1926-27	1927-28	1928-29
HORNS, TIPS AND PIECES OF HORN ^a Cwts.	899	1,780	565	2,133	3,201	₹ 18,618	₹ 44,070	₹ 4,554	₹ 16,145	₹ 33,030
KAPOK "	2,283	2,374	3,216	1,779	3,704	1,24,596	1,44,963	1,81,868	96,960	1,00,962
LAC—										
Button "	682	719	563	319	717	1,39,815	1,07,825	59,370	49,650	1,03,790
Seed "	29	88	37	15	81	4,712	9,735	3,494	1,897	8,320
Shell "	5,917	8,218	5,072	5,080	6,797	11,48,718	12,12,787	5,19,466	7,05,963	8,87,573
Stick "	66	134	183	59	218	8,087	12,807	9,345	5,591	17,610
Other kinds "	3	250
Total Lac "	6,697	9,159	5,805	5,462	7,813	13,01,582	13,42,154	5,91,675	7,68,101	10,17,092
LATHER—										
Hides, tanned or dressed { Tons =No. } 1	1	560	150	..	80	2,550
Skins, tanned or dressed—										
Goat Skins { Tons =No. } 3 2 1 1 ..	3	2	1	1	..	16,524	9,089	4,248	8,407	..
Sheep Skins { Tons =No. } 6 14 5 7 3	6	14	5	7	3	40,989	92,472	26,400	33,086	11,602
Other skins { Tons =No. }	31	300
Total Skins, tanned or dressed { Tons =No. } 9 16 6 8 3	9	16	6	8	3	57,543	1,01,541	30,648	41,493	11,902
Total Hides and skins, tanned or dressed { Tons =No. } 9 16 6 8 4	9	16	6	8	4	58,103	1,01,691	30,648	41,523	14,452
METALS AND ORES—										
Brass, Bronze and similar alloys Cwts.	22	9	10	13	50	4,180	2,032	1,050	2,550	9,911
Chromite (chrome iron ore). Tons	2,400	4,250	1,650	1,720	1,800	72,900	1,41,750	40,500	61,750	54,000
Ferro Manganese "	110	18,020
Iron or Steel (excluding ore) "	21,360	23,674	12,775	14,165	10,969	8,69,498	9,70,491	5,41,121	6,91,668	3,79,132
Manganese ore "	13,462	11,925	7,400	5,630	8,978	6,07,188	5,86,081	2,85,125	2,05,250	2,97,387
Tin Cwts.	..	23	18,000	9,397	4,487	..	30	82,506	14,210	7,033
Metals, unenumerated "	4	..	300	1,200	..	5,040
Ores Tons	5	2,000
Total Metals and Ores Tons	37,243	39,851	22,476	22,005	22,105	15,53,766	17,00,394	9,11,102	9,75,437	7,72,523
MICA—										
In blocks Cwts.	14	29	339	447	118	7,588	16,506	40,930	31,374	41,613
" splitting "	272	743	767	930	1,439	59,427	46,829	1,13,932	1,08,058	2,80,708
Total Mica "	286	772	1,106	1,377	1,557	67,015	63,335	1,54,862	1,39,432	3,22,321
OILS—										
Essential Gals.	434	1,439	696	1,552	1,185	8,378	35,105	15,630	28,432	25,614
Vegetable, non-essential—										
Castor "	2,200	7,700	2,200	8,000	23,375	5,000
Coconut "	2,390	245	10,336	5,076	610	23,551
Other sorts "	4,844	8	5,450	8
Total Oils "	9,918	9,384	13,232	1,552	1,193	27,804	60,000	44,181	28,432	26,622
Oil cakes—										
Linseed cake Tons	400	40,000	..

*Figures prior to 1925-26 include "Hommeal."

No. 13—continued
ITALY—continued
EXPORTS THERE TO—continued

INDIAN MERCHANDISE—concluded

ARTICLES	QUANTITY					VALUE				
	1924-25	1925-26	1926-27	1927-28	1928-29	1924-25	1925-26	1926-27	1927-28	1928-29
						R	R	R	n	R
PAINTS AND PAINTERS' MATERIALS . . . Value	—	—	—	—	—	..	360	13,086	7,908	3,060
Paper making Materials . . . Cwts.	944	323	9,223	5,750
PARAFFIN WAX . . . Tons	120	80	615	1,045	2,503	54,250	48,650	2,89,625	4,87,725	11,78,430
RUBBER—Raw . . . Lbs.	6,720	18	1,12,000	6,720	18	99,400
SEEDS—Oil-seeds—Essential—Fenugreek . . . Tons	38	40	25	15,740	23,700	16,350
Other sorts . . . "	25	6	6,000	1,660
Non-essential—Castor . . . "	7	1	2,706	160
Copra or coconut kernel . . . "	12,847	7,802	7,594	10,303	9,702	35,56,180	18,82,049	15,40,414	22,53,332	19,56,776
Cotton . . . "	261	100	88,522	21,000	..
Groundnuts . . . "	15	150	1,114	33,900
Linseed . . . "	21,607	37,260	50,333	80,075	121,267	64,83,601	96,97,115	1,30,96,832	2,03,92,763	291,84,593
Musa or muswa . . . "	43,451	39,498	28,654	40,664	27,773	1,19,61,145	1,03,35,219	60,99,120	88,22,259	60,79,209
Mustard . . . "	100	21,000
Niger . . . "	73	33	10	..	39	23,310	8,810	3,600	..	9,810
Popy . . . "	250	15	..	5	..	45,413	3,000	..	1,256	..
Rape . . . "	100	50	..	23,632	10,750	..
Sesamum (oil or linseed) . . . "	94,992	49,390	43,237	20,650	12,796	2,17,35,768	1,19,26,181	99,30,147	46,21,585	27,60,168
Other sorts . . . "	16,614	11,711	50	1,200	9,480	54,06,725	34,35,333	13,000	3,16,875	24,25,544
Total Seeds non-essential . . . "	10	1,711
Total seeds . . . "	189,549	145,805	130,139	158,137	181,217	4,86,57,788	3,72,77,707	3,07,71,635	3,64,39,820	4,24,50,311
SPECIMENS ILLUSTRATIVE OF NATURAL SCIENCE Value	189,619	145,805	130,139	158,177	181,249	4,86,82,234	3,72,77,707	3,07,71,635	3,64,62,520	4,24,68,931
BITTERS—Ginger . . . Cwts.	—	—	—	—	—	2,900	..	11,175	690	50
Pepper . . . "	300	..	100	78	..	14,400	..	5,000	3,162	..
Other sorts . . . "	36,547	18,680	12,292	21,754	21,729	11,67,812	12,17,084	7,32,450	10,26,375	21,38,660
Total Spices . . . "	0	..	1	10	6	8,157	10	300	3,000	1,680
TEA, BLACK . . . Lbs.	36,856	18,680	12,392	21,842	21,735	11,76,399	12,17,094	7,37,760	19,32,537	21,49,340
TEXTILES—Cotton—Raw . . . Tons	48,643	39,714	34,809	15,624	27,507	45,890	30,658	29,139	16,288	18,624
Waste . . . Cwts.	86,568	81,438	54,420	59,026	68,684	18,49,96,397	10,25,20,653	5,17,71,738	5,28,75,249	6,61,66,364
Manufactures—Twist and Yarn . . . Lbs.	2,594	10,031	3,356	1,966	6,760	3,47,061	3,23,783	1,05,175	59,900	1,63,843
Other sorts . . . Value	26,656	1,251,880	47,200	112,150	93,040	26,637	9,37,536	28,293	62,349	53,695
Hemp (chiefly stems)—Raw . . . Cwts.	—	—	—	—	—	8,846	4,360	1,000	150	10,218
Jute, raw . . . Tons	37,136	24,135	6,051	23,460	65,221	9,39,946	6,24,739	1,20,162	4,14,716	9,61,944
Manufactures—Gunny bags . . . No.	49,177	49,170	45,261	49,085	60,655	2,09,21,899	2,93,31,392	1,70,60,864	1,70,80,122	2,28,34,653
Gunny cloth . . . Yards	1,231,515	620,000	..	20,000	..	4,33,706	2,53,500	..	6,800	..
Total Jute manufactures Value	100,000	20,000	166,000	19,231	4,900	30,958
Silk, raw . . . Lbs.	—	—	—	—	—	4,52,097	2,58,400	30,958	6,800	..
Wool, raw . . . "	341,854	623,441	274,031	238,422	396,129	3,64,001	3,40,670	4,12,279	4,94,578	5,23,282
Wool, manufactures . . . Value	4,704	3,258	4,704	67,088	33,540	4,695	3,480	3,705	59,825	24,967
TOYS AND REQUISITES FOR GAMES AND SPORTS (including FISHING TACKLE other than FIREARMS) . . . "	—	—	—	—	—	5,480	11,817	7,829	3,715	9,985
WAX OF ALL KINDS, other than PARAFFIN WAX (excluding CANDLES) . . . Cwts.	—	—	—	—	—	13,552	2,630	738	..	100
WOOD AND TIMBER . . . Value	400	30	20	9,100	4,750	1,870
ALL OTHER ARTICLES OF MERCHANDISE . . . "	—	—	—	—	—	1,00,527	43,606	54,732	8,535	4,075
GRAND TOTAL . . . "	—	—	—	—	—	2,96,363	1,34,698	1,22,341	1,34,434	1,38,212
						123,19,00,722	18,99,21,312	11,34,76,442	12,38,51,186	15,16,63,136

No. 13—continued
ITALY—concluded
EXPORTS THERE TO—concluded

FOREIGN MERCHANDISE

ARTICLES	QUANTITY					VALUE				
	1924-25	1925-26	1926-27	1927-28	1928-29	1924-25	1925-26	1926-27	1927-28	1928-29
APPAREL (including DRESS, UNIFORMS, ACCOUTREMENTS, BUT excluding HOSIERY AND BOOTS AND SHOES) . . . Value	—	—	—	—	—	R 15,305	R 7,462	R 6,595	R 23,225	R 10,354
CHINESE AND JAPANESE WARE (including Lacquered ware but excluding earthenware and porcelain) . . . "	—	—	—	—	—	..	140	8,040	85	..
CORDAGE AND ROPE OF VEGETABLE FIBRE (excluding jute and cotton) . . . Cwts.	70	10,965
COAL AND COKE . . . Tons	8,102	1,978	110	995	..	2,19,079	47,472	2,640	22,085	..
DYEING AND TANNING SUBSTANCES . . . Value	—	—	—	—	—	3,415	450	9,958	1,23,945	2,050
FRUITS AND VEGETABLES: DRIED, SALTED, OR PRESERVED . . . "	—	—	—	—	—	10,478	15,600	4,400
FURNITURE AND CABINETWARE . . . "	—	—	—	—	—	3,190	25,178	315	15	226
GLASS AND GLASSWARE . . . "	—	—	—	—	—	11,434	4,065	6,008	..	1,385
GUMS AND RESINS . . . Cwts.	1,148	3,054	1,380	2,025	2,034	32,520	98,501	45,710	1,00,693	1,21,130
HARDWARE (excluding cutlery and electroplated ware) . . . Value	—	—	—	—	—	3,827	1,010	2,905	8,518	34,441
INSTRUMENTS, APPARATUS, AND APPLIANCES, AND PARTS THEREOF . . . "	—	—	—	—	—	18,069	20,546	4,729	36,860	8,442
MACHINERY AND MILLWORK . . . "	—	—	—	—	—	2,800	800	6,086	13,291	7,310
METALS AND ORES— Iron or Steel . . . Tons	14,244	14,723	17,653	13,209	8,525	5,31,511	5,40,386	5,96,815	4,77,338	2,32,457
Others . . . "	108	25	..	5,033
Total Metals and Ores . . . "	14,244	14,723	17,653	13,209	8,628	5,31,511	5,40,386	5,96,840	4,77,338	2,37,490
OILS— Mineral . . . Gals.	1,136,206	3,061,529	3,229,257	708,892	215,698	3,06,175	12,36,168	11,92,977	2,32,666	58,149
PROVISIONS AND OILMAN'S STORES (excluding fish and fruits and vegetables) . . . Cwts.	12	..	16	6	46	423	12	608	880	6,505
RAILWAY PLANT AND ROLLING-STOCK (a) . . . Value	—	—	—	—	—	11,360
RUBBER— Manufactures . . . "	—	—	—	—	—	30,350	..	0	450	706
TEXTILES— Cotton— Raw . . . Tons	105	355	78	379	29	2,20,400	7,04,075	1,35,700	6,12,450	54,000
Manufactures— Piecegoods . . . Yards	27,000	85,540	74,790	..	6,835	11,000	32,500	34,046	..	1,964
Haberdashery and Millinery . . . Value	—	—	—	—	—	1,700	25,940	14,500	..	2,525
Silk— Raw . . . Lbs.	20,690	14,280	31,328	23,750	11,178	30,310
Manufactured . . . Value	—	—	—	—	—	..	14,241	1,750	2,700	550
WOOL— Manufactures . . . "	—	—	—	—	—	15,792	50,670	10,765	13,295	32,539
OTHER TEXTILES— Manufactures . . . "	—	—	—	—	—	..	100	6,529	3,525	5,134
VEHICLES, excluding locomotives, etc., for railways . . . "	—	—	—	—	—	480	6,964	14,084	28,332	69,080
ALL OTHER ARTICLES OF MERCHANDISE . . . "	—	—	—	—	—	88,191	20,512	67,740	1,10,490	13,679
GRAND TOTAL . . . "	—	—	—	—	—	15,62,488	28,76,895	22,03,156	18,10,639	6,75,631
GRAND TOTAL OF INDIAN AND FOREIGN MERCHANDISE . . . "	—	—	—	—	—	28,34,63,210	19,26,97,707	11,56,79,598	13,04,61,825	15,25,41,767

FIUME
IMPORTS THEREFROM

ARTICLES	QUANTITY					VALUE				
	1924-25	1925-26	1926-27	1927-28	1928-29	1924-25	1925-26	1926-27	1927-28	1928-29
SUGAR— Beet . . . Tons	1,525	..	1,070	R 4,32,380	..	R 4,23,078
WOOD AND TIMBER . . . Value	—	—	—	—	—	22,695	6,436	1,183	..	61,349
ALL OTHER ARTICLES OF MERCHANDISE . . . "	—	—	—	—	—	2,411
GRAND TOTAL . . . "	—	—	—	—	—	4,25,075	6,436	5,416	..	63,760

(a) Discontinued from 1928-29.

No. 13—continued
FIUME—continued
EXPORTS THEREOF

INDIAN MERCHANDISE

ARTICLES	QUANTITY					VALUE				
	1924-25	1925-26	1926-27	1927-28	1928-29	1924-25	1925-26	1926-27	1927-28	1928-29
GRAIN, PULSE, AND FLOUR— Rice, not in the husk Tons	18,760	15,700	25,020	23,451	28,718	R 29,00,620	R 24,51,000	R 42,47,383	R 36,56,350	R 39,53,02
SEEDS— Oil Seeds— Sesamum "	1,100	2,62,437
TEXTILES— Cotton, raw "	..	30	228	306	50	..	30,650	1,06,750	2,72,100	49,800
All other articles of mer- chandise Value	10,521	10,521
GRAND TOTAL "	29,00,620	24,81,650	44,43,063	39,39,361	42,75,767

FOREIGN MERCHANDISE
Nil

AUSTRIA
IMPORTS THEREFROM

ARTICLES	QUANTITY					VALUE				
	1924-25	1925-26	1926-27	1927-28	1928-29	1924-25	1925-26	1926-27	1927-28	1928-29
APPAREL (excluding HOSI- ERY AND BOOTS AND SHOES)— Apparel (including dra- pery, uniforms, accoutre- ments) Value	R 1,19,039	R 69,298	R 11,568	R 18,313	R 11,111
Gold and silver thread "	2,645	1,59,276	9,218	14,237	9,948
Hats, caps, berets and hatters' ware "	1,20,822	80,438	29,456	1,20,887	1,08,863
Lamotta Lbs.	525	22,745	439	7,458	12,372	588	50,326	691	13,135	15,845
Other sorts Value	20	40	302
Total Apparel (excluding hosiery and boots and shoes) "	2,48,044	2,50,928	50,982	1,76,592	2,34,069
Asbestos manufactures "	831	7,186	2,738	10,149	32,735
Bobbins "	859	4,984	21,679	2,518
BOOKS, PRINTED, AND PRINTED MATTER (not being STATIONERY), in- cluding maps and charts Cwts.	15	17	68	31	14	1,343	1,936	28,848	2,096	2,158
BOOTS AND SHOES— Of leather Pairs	1,049	2,855	9,874	10,142	4,165	12,062	17,388	45,754	63,046	37,661
Of other materials "	121,104	172,184	266,301	483,277	228,072	1,36,072	1,84,992	3,29,529	5,18,620	2,57,846
Total Boots and Shoes "	122,243	174,539	276,475	493,719	232,237	1,47,484	2,02,381	3,75,283	5,81,666	2,95,507
BRUSHES AND BROOMS— Brushes— Paint and varnish brushes Dozens	170	..	5,930	5,057	10,224	441	..	10,587	9,600	18,227
Other brushes "	1,024	2,940	5,187	8,223	19,332	3,577	5,020	8,298	15,706	20,229
BUILDING AND ENGINEER- ING MATERIALS, other than OF IRON, STEEL, OR WOOD— Bricks— Bricks other than fire- bricks No.	15,008	12,839
Cement— Portland Tons	94	47	64	768	4,483	5,099	2,019	2,866	39,494	1,85,607
Other sorts Value	14,756	16,409	22,298	440	13,568
Total Building materials "	20,455	19,428	37,998	39,934	1,99,263
BUTTONS OF ALL SORTS— Metal "	30,630	50,568	86,428	45,337	22,458
Other sorts "	59,287	24,263	30,021	17,749	8,127
Total Buttons "	89,917	74,831	1,17,049	63,086	30,610
CHEMICALS AND CHEMICAL PREPARATIONS— Arctic Acid Cwts.	269	..	57	30	..	12,553	..	2,305
Carbide of Calcium "	1,069	2,435	1,914	350	130	29,064	33,426	27,818	3,438	..
Lead Acetate "	379	331	243	12,086	9,567	7,746	4,526	1,775
Other sorts of Chemicals Value	14,149	3,400	11,852	19,526	27,213
Total of Chemicals and Chem- ical preparations "	67,852	46,393	49,721	27,490	28,988
CLOCKS AND WATCHES AND PARTS THEREOF "	200	3,835	17,938	1,934	568
CUTLERY "	10,168	4,217	4,782	1,378	4,481
Drugs and medicines (exclu- ding chemicals and Narco- tics) "	1,452	4,477	6,408	18,860	6,443
EARTHENWARE AND PORCELAIN— Earthenware Value	12,291	6,653	15,533	42,076	94,011
Porcelain "	3,739	2,965	2,468	45,492	77,563
Total Earthenware and Porce- lain "	16,030	9,618	18,001	87,568	1,71,574
FINISHERS Lbs.	66,638	23,376	5,990	34,623	13,704	3,198
FRUITS AND VEGETABLES— Dried, salted or pro- served not being can- ned or bottled— Almonds Tons	21	..	23	5	..	8,139	..	19,152	2,300	..
Other sorts Value	15,691	10,115	7,088	12,611	10,225
Total of Fruits and Vegetables "	23,830	10,115	26,840	14,911	10,225

No. 13—continued

AUSTRIA—continued

IMPORTS THEREFROM—continued

ARTICLES	QUANTITY					V. LUR.				
	1924-25	1925-26	1926-27	1927-28	1928-29	1924-25	1925-26	1926-27	1927-28	1928-29
						R	R	R	R	R
FURNITURE AND CABINET-WARE—										
Furniture of wood (other than bedsteads) . . . Value	—	—	—	—	—	11,207	12,428	46,164	41,400	26,342
Other sorts of Furniture and Cabinetware . . . "	—	—	—	—	—	1,272	4,786	4,567	5,000	4,630
Total Furniture and Cabinetware . . . "	—	—	—	—	—	12,479	17,414	50,731	46,529	30,972
GLASS AND GLASSWARE—										
Bangles "	—	—	—	—	—	2,32,372	1,31,635	60,255	50,431	29,609
Beads and false pearls . . Cwts.	572	618	509	1,185	2,051	1,18,670	98,270	94,744	1,30,030	2,06,257
Bottles and phials . . . Gross	162	200	87	13	102	5,682	2,482	14,255	970	5,054
Funnels, globes, etc. . . Value	—	—	—	—	—	60,499	43,000	1,16,610	1,31,698	1,64,652
Sheet and plate . . . Sqr.ft.	2,320	1,140	64,800	103,103	30,320	809	830	11,960	26,378	4,714
Tableware (including decanters, tumblers, etc.) . . . Value	—	—	—	—	—	5,109	2,870	13,010	23,694	7,605
Other glassware . . . "	—	—	—	—	—	37,020	26,969	54,727	47,327	79,517
Total Glass and Glassware . . . "	—	—	—	—	—	4,60,370	3,11,256	3,71,501	4,11,118	4,99,488
HARDWARE excluding CUTLERY AND ELECTRO-PLATED WARE—										
Domestic hardware other than enamelled ironware . . . "	—	—	—	—	—	18,395	31,827	35,031	49,894	86,707
Enamelled ironware . . . "	—	—	—	—	—	1,27,415	1,61,876	3,02,005	3,65,269	3,61,415
Lamps, metal . . . No.	620,208	5,9,596	316,979	309,930	450,067	3,66,373	7,40,940	4,48,528	4,21,827	5,85,370
Parts of lamps, other than glass . . . Value	—	—	—	—	—	49,380	56,271	72,881	44,678	67,617
Safes and strong boxes of metal . . . No.	702	701	600	688	251	90,196	90,300	70,606	61,226	46,119
Stoves . . . "	5,340	7,533	7,025	12,627	10,767	20,896	34,852	26,526	49,750	38,526
Other sorts . . . Value	—	—	—	—	—	2,38,899	2,27,953	3,26,186	3,41,295	4,47,672
Total Hardware excluding Cutlery and Electroplated ware . . . "	—	—	—	—	—	14,11,554	13,43,698	12,81,763	13,20,939	16,33,406
Hors Cwts.	103	103	103	103	..	26,440	26,309	26,496	18,235	..
INSTRUMENTS, APPARATUS, AND APPLIANCES AND PARTS THEREOF—										
Electrical—										
Electric glow lamps . . No.	218,817	535,169	311,130	517,523	564,998	77,249	1,82,028	1,59,630	2,85,754	2,90,360
Fluorescent lamps, other sorts . . . "	18,283	12,121	6,948	23,741	30,266	7,020	6,518	4,848	13,678	28,947
Parts and accessories of electric lamps . . . Value	—	—	—	—	—	2,886	11,480	7,166	25,007	61,974
Batteries, . . . "	—	—	—	—	—	..	135	972	44,853	48,817
Other sorts . . . "	—	—	—	—	—	16,869	9,225	28,353	21,043	62,975
Total Electrical Instruments . . . "	—	—	—	—	—	1,01,014	2,09,386	2,00,869	3,90,365	4,98,062
Optical "	—	—	—	—	—	10,395	1,038	402	10,140	9,794
Photographic "	—	—	—	—	—	5,314	4,166	1,842	57,681	106
Scientific and Philosophical . . . "	—	—	—	—	—	2,654	6,239	4,074	18,350	2,485
Other kinds "	—	—	—	—	—	5,151	7,289	9,090	6,433	14,205
Total Instruments, Apparatus, etc. "	—	—	—	—	—	1,28,058	2,28,318	2,16,273	4,82,939	5,19,672
LEATHER "	—	—	—	—	—	15,608	56,670	48,050	33,732	48,247
LIQUORS including DENATURED AND PERFUMED SPIRITS—										
Ale, Beer and Porter. Gals.	1,722	198	1,202	15,491	9,416	3,555	837	3,149	33,565	22,360
Spirit, present in drugs, medicines or chemicals . . . "	730	606	721	66	39	13,076	10,058	12,312	1,010	993
Other sorts of Liquors . . . "	358	118	91	135	25	5,532	2,394	3,017	2,838	675
Total Liquors including Denatured and perfumed spirits . . . "	2,810	821	2,014	15,682	9,479	22,163	13,339	18,478	42,408	24,028
MACHINERY AND MILLWORK—										
Prime movers other than electrical . . . Value	—	—	—	—	—	7,930	1,08,847	13,220	5,730	32,653
Electrical machinery . . . "	—	—	—	—	—	13,380	14,650	9,204	20,562	68,857
Papermill machinery . . . "	—	—	—	—	—	2,870	2,067	11,324	5,104	3,337
Other sorts of machinery, etc. "	—	—	—	—	—	18,131	23,356	20,976	22,109	39,956
Total Machinery and Millwork . . . "	—	—	—	—	—	42,211	1,48,910	54,724	59,555	1,43,203

AUSTRIA—continued

IMPORTS THEREFROM—continued

ARTICLES	QUANTITY					VALUE				
	1924-25	1925-26	1926-27	1927-28	1928-29	1924-25	1925-26	1926-27	1927-28	1928-29
MANURES Tons	6	170	368	R 1,082	R ..	R ..	R 21,138	R 81,107
MARCBES Gross of boxes	116,974	119,998	88,906	21,850	46,750	1,12,619	1,06,870	87,710	20,881	46,760
METALS AND ORES—										
Copper—										
Unwrought—										
Tiles, ingots, cakes, bricks and slabs . Cwts.	2,501	1,46,869
Wrought German silver (including nickel silver) "	8	17	118	92	16	90	3,851	15,044	6,065	1,914
Nickel silver "	1,074	3,997	2,064	5,277	7,749	1,24,900	4,16,435	2,09,991	4,78,976	6,93,842
Steel—										
Angle and tee . Tons	97	28	100	18,574	1,882
Bars "	88	644	65	346	17	12,404	70,594	7,237	82,781	3,942
Cast—										
Tool steel—										
Carbon "	..	40	24	46	21	..	25,361	8,200	20,708	16,194
Other sorts "	3	177	7	11	10	2,120	56,124	1,555	7,663	15,248
Total Steel "	89	861	96	500	71	14,524	1,52,079	17,092	74,781	37,261
Iron or steel—										
Bolts and nuts "	169	78	216	508	556	47,456	34,528	94,262	2,17,505	2,04,695
Fencing materials (including fencing wire) "	..	86	351	522	387	..	18,989	94,144	1,72,652	1,67,325
Hoops and Steels "	..	1,367	2,227	390	1,00,895	3,10,852	47,740	..
Screws "	48	92	220	606	670	38,143	54,367	1,45,508	3,00,752	2,81,016
Wire nails "	165	10	319	1,284	910	42,093	1,570	54,711	2,13,799	1,58,867
Wire other than fencing wire "	29	15	300	404	162	7,782	2,056	43,677	60,538	23,250
Other manufactures of iron or steel "	20	5	25	61	105	12,456	2,807	7,284	18,469	44,767
Total Iron or Steel "	431	1,603	3,958	3,795	2,690	1,47,932	2,06,212	7,56,433	10,36,487	9,39,430
Quicksilver Lbs.	7,515	6,100	4,525	20,190	14,281	17,152	14,157	12,663	69,660	50,481
Metals, unenumerated . Tons	2	3	15	6	18	4,873	9,010	14,096	8,440	30,448
Total Metals (excluding ores) "	678	2,670	4,003	4,578	3,173	3,09,480	9,01,244	11,72,788	16,75,009	17,53,376
OILCLOTH AND FLOOR-CLOTH Sq. Yd.	63,478	47,523
PAINTS AND PAINTERS' MATERIALS—										
Paints and Colours . Cwts.	7	118	1,147	675	1,455	806	5,188	33,346	16,134	34,180
PAPER AND PASTEBOARD—										
Paper—										
Packing Paper "	5,335	10,792	11,185	11,707	24,818	1,40,789	2,20,922	1,79,007	2,03,787	4,47,741
Printing Paper—										
Newsprinting "	43,508	48,854	87,558	51,096	90,291	6,38,667	6,49,449	12,56,313	6,38,975	11,69,019
Other sorts "	5,815	12,468	9,387	12,972	35,709	1,32,020	2,89,827	1,84,914	2,49,534	5,67,219
Writing Paper and Envelopes—										
Writing Paper in large sheets "	8,771	17,401	24,607	87,510	24,036	2,51,453	4,50,113	5,56,579	6,30,194	5,15,516
Note and Letter Paper "	463	360	93	149	1,082	13,491	19,997	2,569	5,724	24,807
Envelopes imported separately "	66	186	35	123	51	2,563	7,185	1,043	3,943	1,104
Other kinds of Paper "	687	2,668	2,055	2,965	3,509	26,508	91,582	71,298	88,536	1,34,618
Paper manufactures "	72	16	143	15	22	4,498	1,645	2,803	2,708	1,528
Total Paper "	64,717	92,240	135,588	116,587	179,518	12,09,934	17,01,720	22,54,526	18,23,401	28,61,552
Pasteboard, Millboard and Cardboard of all kinds "	2,817	3,929	4,725	7,879	12,938	65,642	59,803	80,546	1,16,818	1,72,490
Total of Paper and Pasteboard "	67,534	96,169	140,313	124,416	192,456	12,75,576	17,61,523	23,35,072	19,40,219	30,34,042
PAPER-MAKING MATERIALS—										
Pulp of wood "	27,692	23,146	60,942	3,39,910	3,46,644	5,67,189
PRINTS, ENGRAVINGS AND PICTURES Value	5,279	14,922	8,817	13,766	27,989
PROVISIONS AND OILMAN'S STORES—										
Canned and bottled provisions . Cwts.	15	7	806	828	216	757	640	13,956	12,497	8,171
Other sorts of provisions Value	1,760	3,860	15,515	12,493	6,229
Total Provisions and Oilman's stores "	2,517	4,500	29,471	24,990	14,400
RUBBER MANUFACTURES "
SMOKERS' REQUISITES (excluding TOBACCO) "	9,723	4,601	1,545	33,790	12,311
SOAP—										
Toilet Soap Cwts.	1,165	1,059	1,063	608	635	85,264	86,364	87,723	60,506	60,257
Other sorts "	14	46	5	495	17	1,229	3,426	549	16,523	1,047
Total Soap "	1,179	1,104	1,068	1,103	652	86,493	90,290	88,272	77,029	61,304
STATIONERY (excluding PAPER)—										
Pencils (excluding slate pencils) Dozens.	151,894	101,247	80,828	21,804	89,392	37,498	23,772	7,437	8,416	19,735
Other sorts Value	22,499	65,542	69,570	1,03,642	1,94,341
Total Stationery (excluding paper) "	59,997	89,254	77,007	1,12,058	2,04,076

No. 13—continued

AUSTRIA—continued

IMPORTS THEREFROM—concluded

ARTICLES	QUANTITY					VALUE				
	1924-25	1925-26	1926-27	1927-28	1928-29	1924-25	1925-26	1926-27	1927-28	1928-29
SUGAR—						R	R	R	R	R
Sugar 16 Dutch standard and above Tons	1	181	178	50	37,901	47,000
Beet sugar "	1,447	1,831	9,837	337	..	4,34,752	3,91,598	19,29,428	66,480	..
Total Sugar "	1,448	1,962	9,812	337	..	4,34,802	4,29,499	19,76,428	66,480	..
TALLOW AND STEARINE . Cwts.	158	881	1,867	302	..	5,104	27,826	66,929	16,770	..
FIBRILES—										
Cotton—										
Manufactures—										
Twist and yarn . Lbs.	280,746	214,400	45,200	22,400	24,045	5,55,902	3,55,386	67,898	51,518	53,054
Lace and patent net "	..	1,628	..	182,466	2,904	..	1,005	..	13,952	2,981
Piece goods—										
White (bleached) Yards	126,274	256,781	368,684	1,050,909	2,211,200	1,09,436	1,36,820	2,29,823	5,21,330	3,27,458
Coloured, printed or dyed "	137,968	24,971	71,835	246,440	364,524	1,66,263	24,233	52,481	1,80,998	1,75,664
Thread, sewing . Lbs.	126,861	179,411	143,783	193,570	109,272	2,79,467	4,25,169	2,60,942	3,85,822	3,19,368
Other sorts of manufactures . Value	—	—	—	—	—	11,971	12,878	13,303	1,556	22,878
Total Cotton manufactures (including twist and yarn) "	—	—	—	—	—	11,23,069	9,55,491	6,24,392	11,61,171	14,01,423
Flax manufactures "	—	—	—	—	—	850	7,806	11,809	12,133	29,564
Haberdashery and Millinery "	—	—	—	—	—	2,65,154	2,28,408	2,79,903	4,71,630	5,89,025
Wool—										
Yarn and knitting wool Lbs.	1,792	2,856	2,290	13,210	19,204	10,325	14,452	9,381	55,649	83,506
Manufactures—										
Carpets and rugs "	219	416	66	13,706	..	752	758	163	18,862	..
Piece goods Yards	3,830	8,467	4,832	5,496	14,123	21,298	39,122	18,448	25,817	38,409
Shawls No.	4,000	540	23,120	3,709
Other sorts Value	—	—	—	—	—	1,540	378	78	368	3,930
Total Woollen manufactures (including yarn and knitting wool) "	—	—	—	—	—	33,915	54,710	28,070	1,23,806	1,29,554
Artificial Silk—										
Artificial silk yarn . Lbs.	509	28,594	53,854	41,810	51,050	2,877	85,361	1,04,172	94,265	84,070
Piece goods of cotton and artificial silk Yards	117,786	207,156	846,236	3,412,645	2,500,586	2,00,843	2,30,076	7,53,433	25,32,850	17,00,048
TOILER REQUISITES (not specified elsewhere) . Value	—	—	—	—	—	13,852	6,523	16,642	21,437	25,900
TOYS AND REQUISITES FOR GAMES AND SPORTS including FISHING TACKLE UMBRELLAS, AND UMBRELLA FITTINGS—										
VEHICLES excluding LOCOMOTIVES, ETC., FOR RAILWAYS—										
Mechanically propelled vehicles (excluding railway locomotives and tractors)—										
Motor cars (including taxi cabs) . No.	1	8	2	0	1	2,470	12,800	17,267	26,120	1,250
Other sorts including ralls and accessories Value	—	—	—	—	—	3,022	2,557	2,253	16,964	3,368
Total Mechanically propelled Vehicles "	—	—	—	—	—	5,492	15,447	19,520	43,084	4,618
WOOD AND TIMBER—										
Dial and pine wood Cubic Tons	743	750	260	232	226	68,575	60,294	23,274	16,302	18,898
Sandal wood Tons	25	44	15,052	27,604	..
Manufactures of wood Other kinds of wood and timber Value	—	—	—	—	—	8,670	5,546	10,236	19,369	13,786
Total of Wood and Timber "	—	—	—	—	—	77,245	74,840	49,506	72,150	40,311
POSTAL ARTICLES NOT SPECIFIED. "	—	—	—	—	—	18,223	32	978	84,565	80,768
ALL OTHER ARTICLES OF MERCHANDISE "	—	—	—	—	—	89,596	63,879	99,722	84,754	54,516
GRAND TOTAL "	—	—	—	—	—	69,24,104	80,74,914	1,10,82,783	1,26,08,336	1,40,11,930

No. 13—continued
AUSTRIA—concluded
EXPORTS THERETO

INDIAN MERCHANDISE

ARTICLES	QUANTITY					VALUE				
	1924-25	1925-26	1926-27	1927-28	1928-29	1924-25	1925-26	1926-27	1927-28	1928-29
						R	R	R	R	R
DRUGS AND MEDICINES (excluding CHEMICALS AND NARCOTICS)— Senna Cwts.	..	175	5,250
DYEING AND TANNING SUBSTANCES	599	21	501	..	0	6,890	630	3,507	..	1,910
FRUITS AND VEGETABLES DRIED, SALTED, OR PRESERVED Tons	6	6,000
GRAIN, PULSER, AND FLOUR— Rice, not in the husk— Boiled rice	200	38,664
Cleaned rice	34,290	12,900	14,080	16,436	2,299	56,99,791	19,74,187	23,05,649	24,16,374	3,43,433
Broken cleaned rice	2,010	2,49,324	..	16,000
Wheat flour	50
GUMS AND RESINS Cwts.	..	70	301	..	155	..	3,150	6,532	..	7,400
HIDES, RAW— Cow hides Tons	10	37	10,000	42,197
Cow hides No.	3,000	10,065
PARAFFIN W-X Tons	10	13,650	..	4,550
SEEDS— Oil-seeds— Essential	29	15,458
Non-essential— Groundnut	250	49	..	1,012	1,700	70,026	12,931	..	2,69,410	4,06,500
Rape	450	1,01,500
Total seeds non-essential	250	493	..	1,012	1,700	70,026	1,14,431	..	2,69,410	4,06,500
SPICES— Cardamom Cwts.	39	11,800	..
Pepper	62	350	4,062	35,000	..
Other sorts	140	10	..	8,573	300	..
Total spices	140	..	62	399	..	8,573	..	4,062	46,900	..
TEXTILES— Cotton— Raw Tons	1,387	345	182	10	38	22,42,271	4,62,900	2,00,700	11,000	34,100
Twist and yarn Lbs.	20,000	147,400	..	3,200	40	20,800	1,01,020	..	2,325	30
Jute raw Tons	179	..	88	69,000	..	24,105
Wool— Raw Lbs.	4,480	5,062
ALL OTHER ARTICLES OF MERCHANDISE Value	11,160	4,492	4,595	16,104	2,993
GRAND TOTAL	84,04,455	26,06,900	25,78,800	27,02,203	8,81,780

FOREIGN MERCHANDISE

ARTICLES	QUANTITY					VALUE				
	1924-25	1925-26	1926-27	1927-28	1928-29	1924-25	1925-26	1926-27	1927-28	1928-29
						R	R	R	R	R
APPAREL (excluding HOSIERY AND BOOTS AND SHOES) Value	750	12,530	..	405	1,025
DRUGS AND MEDICINES (excluding CHEMICALS AND NARCOTICS)	5,950
GUMS AND RESINS Cwts.	4,787	2,391	1,926	390	213	1,65,315	79,337	62,423	22,410	9,345
ALL OTHER ARTICLES OF MERCHANDISE Value	3,645	11,375	8,335	4,560	4,912
GRAND TOTAL	1,75,660	1,03,792	71,258	27,405	15,282
GRAND TOTAL OF INDIAN AND FOREIGN MERCHANDISE	85,80,115	27,09,692	26,50,058	27,39,608	8,97,062

No. 13—continued
HUNGARY
IMPORTS THEREFROM

ARTICLES	QUANTITY					VALUE				
	1924-25	1925-26	1926-27	1927-28	1928-29	1924-25	1925-26	1926-27	1927-28	1928-29
HARDWARE, excluding OUTLETS AND ELECTROPLATED WARE VALUE INSTRUMENTS, APPARATUS, AND APPLIANCES AND PARTS THERE- OF—	—	—	—	—	—	R 1,651	R 20,059	R 1,908	R 20,222	R 23,532
Electrical, including telegraph and telephone apparatus, not being machinery—	—	—	—	—	—	—	—	—	—	—
Electric glow lamps . . . No.	566	32,706	92,169	—	8,230	305	11,293	40,716	..	0,357
Parts and accessories of Electric lamps . . . Value	—	—	—	—	—	980	..	10,372
METALS AND ORES—										
Iron—										
Angle and Tee bolt and rod Tons	251	23,235
Steel—										
Bars "	348	46	32,643	4,127
Iron or Steel—										
Beams, channels, pillars, girders and bridgework . . . "	..	147	8	23,181
Nails, rivets and washers (including wire nails) . . . "	8	68	166	13,905	33,002
Sheets and plates . . . "	212	56	310	32,981	5,513
Wire nails . . . "	7	649	193	1,215	1,12,332	31,017
Other manufactures of Iron or Steel . . . "	4	128	112	1,514	21,578	19,340
Total of Iron or Steel . . . "	7	147	7	1,057	527	1,832	23,181	1,215	1,70,704	88,871
SUGAR—										
Sugar 16 D. S. and above . . Tons	1	125	584	011	26,500	1,68,421
Beet Sugar "	11,965	18,051	25,368	2,337	2,191	35,01,007	42,03,719	53,53,871	5,33,707	4,08,063
TEXTILES—										
Hemp manufactures excluding cordage . . . Value	—	—	—	—	—	13,750	7,206
Artificial silk "	—	—	—	—	—	43,885
POSTAL ARTICLES NOT SPE- CIALIZED "	—	—	—	—	—	21	422	24
ALL OTHER ARTICLES OF MERCHANDISE "	—	—	—	—	—	35,780	31,636	9,677	35,416	28,304
GRAND TOTAL "	—	—	—	—	—	85,30,556	43,01,329	60,83,885	8,11,537	6,54,456

EXPORTS THERETO

INDIAN MERCHANDISE

ARTICLES	QUANTITY					VALUE				
	1924-25	1925-26	1926-27	1927-28	1928-29	1924-25	1925-26	1926-27	1927-28	1928-29
TEXTILES—										
Cotton, twist and yarn . . Lbs.	..	8,000	400	R ..	R 8,000	R ..	R ..	R 400
ALL OTHER ARTICLES OF MERCHANDISE . . . Value	—	—	—	—	—	2,250	840	4,464
TOTAL VALUE "	—	—	—	—	—	..	8,000	2,250	840	4,864

FOREIGN MERCHANDISE

(Nil)

CZECHOSLOVAKIA
IMPORTS THEREFROM

ARTICLES	QUANTITY					VALUE				
	1924-25	1925-26	1926-27	1927-28	1928-29	1924-25	1925-26	1926-27	1927-28	1928-29
APPAREL (excluding hosiery and boots and shoes)—										
Apparel (including drapery uniforms, accoutrements) Value	—	—	—	—	—	23,036	50,080	35,510	1,16,370	54,546
Hats, caps, bonnets, and hatter's ware "	—	—	—	—	—	1,38,865	1,01,652	77,812	1,17,092	2,97,420
ARMS, AMMUNITION AND MILITARY STORES—										
Cartridge cases—										
Filled No.	..	6,000,000	11,20,000
Firearms and parts there- of Value	—	—	—	—	—	..	2,01,000
BOOTS AND SHOES—										
Of leather Pairs	..	11,452	32,006	61,758	41,830	..	57,259	1,65,338	3,37,442	2,22,239
Of other materials . . . "	5,616	5,006	46,357	18,414	18,947	6,836	12,617	1,27,418	50,361	54,309
Total Boots and shoes . . . "	5,616	10,548	78,363	80,172	60,776	6,836	69,876	2,92,856	3,93,803	2,76,548
BRUSHES AND BROOMS . . . Doz.	652	1,174	1,585	3,443	4,754	2,535	3,945	4,753	8,895	12,465
BUILDING AND ENGINEERING MATERIALS, other than OF IRON, STEEL, OR WOOD—										
Cement Tons	42	84	253	1,520	3,208	9,815
Other kinds Value	—	—	—	—	—	40	3,226	..	2,978	..
Total Building and Engineer- ing materials, etc. "	—	—	—	—	—	40	3,226	1,520	6,186	9,815

CZECHOSLOVAKIA
IMPORTS THEREFROM—continued

ARTICLES	QUANTITY					VALUE				
	1924-25	1925-26	1926-27	1927-28	1928-29	1924-25	1925-26	1926-27	1927-28	1928-29
BUTTONS OF ALL SORTS—						R	R	R	R	R
Metal Value	—	—	—	—	—	86,714	1,29,419	1,53,146	3,44,628	3,08,490
Othersorts "	—	—	—	—	—	1,14,199	1,24,304	1,07,144	1,32,739	1,11,897
Total Buttons, etc. "	—	—	—	—	—	2,00,913	2,53,723	2,60,290	4,77,367	4,16,388
CHEMICALS "	—	—	—	—	—	290	19,518	11,216	5,556	5,168
EARTHENWARE AND PORCELAIN—										
Earthenware "	—	—	—	—	—	10,241	8,954	14,688	41,076	38,016
Porcelain "	—	—	—	—	—	2,738	8,150	17,811	81,508	1,08,578
Total Earthenware and Porcelain "	—	—	—	—	—	12,979	12,104	32,449	1,22,584	2,01,594
FURNITURE AND CABINETWARE "	—	—	—	—	—	3,459	16,848	18,962	52,409	42,429
GLASS AND GLASSWARE—										
Bangles "	—	—	—	—	—	62,32,818	68,40,955	51,43,215	49,52,458	45,44,961
Beads and false pearls Owt.	6,524	8,233	7,852	6,288	6,216	11,91,788	13,05,022	10,32,983	8,89,784	9,08,886
Bottles and Flials Gross	2,297	1	51	692	1,867	3,538	234	1,388	18,519	39,345
Funnels, globes and glass parts of lamps Value	—	—	—	—	—	53,018	50,224	59,150	1,15,699	60,503
Sheet and plate Sq. ft.	—	4,100	21,803	52,472	325,892	—	1,237	4,221	25,846	76,462
Tableware (including decanters, tumblers, etc.) Value	—	—	—	—	—	9,883	8,390	15,044	23,659	24,950
Other glassware "	—	—	—	—	—	78,807	66,581	72,047	70,526	69,684
Total Glass and Glassware "	—	—	—	—	—	75,59,852	82,73,602	63,33,048	60,06,491	57,19,770
HARDWARE, including CUTLERY AND ELECTRO-PLATED WARE—										
Domestic hardware "	—	—	—	—	—	3,327	1,788	5,804	15,097	20,107
Enamelled Ironware "	—	—	—	—	—	2,33,683	2,66,267	4,02,450	4,16,068	6,38,471
Lamps, metal No.	52,978	86,690	187,143	148,459	60,850	71,572	96,781	1,97,589	1,38,992	57,511
Parts of lamps, other than glass Value	—	—	—	—	—	22,466	11,055	6,682	8,541	5,461
Other sorts "	—	—	—	—	—	4,06,666	2,97,420	5,20,574	13,11,981	7,52,982
Total Hardware, including Cutlery and Electroplated ware "	—	—	—	—	—	7,37,734	6,73,261	11,35,229	13,90,629	14,74,532
INSTRUMENTS, APPARATUS, AND APPLIANCES AND PARTS THEREOF—										
Electrical, including telegraph and telephone apparatus, not being machinery—										
Electric glowlamps No.	1,318	3,782	13,724	167,895	198,711	9899	1,577	5,873	95,877	1,23,201
Other sorts Value	—	—	—	—	—	9,573	14,898	9,892	22,031	28,902
Other kinds of instruments "	—	—	—	—	—	5,560	157	732	14,869	18,577
Total Instruments, etc. "	—	—	—	—	—	16,122	16,627	16,497	1,32,827	1,70,680
JEWELLERY "	—	—	—	—	—	14,934	17,449	10,499	27,491	29,086
MACHINERY AND MILLWORK "	—	—	—	—	—	14,831	12,397	8,546	7,516	24,371
MANURES Tons	26	100	2,409	16,056
MATORS—										
Safety Gross of Boxes	262,390	501,675	319,525	115,400	34,250	2,40,115	4,85,010	2,80,280	1,14,813	35,000
METALS AND ORES										
German silver (including nickel silver) Owt.	12	62	22	1,346	6,224	2,591
Steel "										
Bars Tons	45	8	35	5,535	1,397	19,752
Cast—										
Tool steel—										
High speed "	1	16	3,279	19,212
Other kinds of steel "	3	41	3,290	21,929
Total Steel "	49	8	92	12,104	1,697	60,893

No. 13—continued

CZECHOSLOVAKIA—continued

IMPORTS THEREFROM—continued

ARTICLES	QUANTITY					VALUE				
	1924-25	1925-26	1926-27	1927-28	1928-29	1924-25	1925-26	1926-27	1927-28	1928-29
Metals and Ores—continued.										
Iron or Steel—						R	R	R	R	R
Fencing materials (including fencing wire) Tons	29	..	66	212	488	9,555	..	12,436	43,042	91,242
Nails rivets and washers	8	42	59	1,154	12,271	20,496
Sheets and plates—										
Not galvanised or tinned	125	6	17,776	677	..
Tubes, pipes and fittings, wrought ..	145	82	149	170	..	30,007	20,377	33,968	39,979	..
Wire, other than fencing wire ..	20	22	65	104	815	6,461	3,146	9,169	25,095	1,22,269
Wire nails ..	51	21	255	1,505	3,322	19,223	3,322	55,677	2,00,782	5,42,597
Other manufactures of Iron or steel	88	98	89	..	44	14,851	20,147	28,326
Total Iron or steel ..	275	125	751	2,197	4,773	74,245	26,889	1,45,081	4,07,998	8,05,920
Other metals	1	1	1	2	2,090	2,048	8,740	3,151	5,157
Total Metals (excluding Ores) ..	275	126	752	2,206	4,867	76,335	28,937	1,53,821	4,11,149	8,11,077
Oil-cloth and Floor-cloth sq. yds.	256	20,775	242	14,155
PAPER AND PASTEBOARD—										
Paper—										
Packing paper Owts.	..	1,211	1,087	4,872	6,405	..	18,724	21,817	96,792	1,16,720
Printing paper ..	646	4,272	7,010	6,354	17,893	8,835	87,610	1,18,459	1,09,450	2,90,031
Writing paper and envelopes ..	161	605	2,207	2,021	1,156	4,898	16,182	46,825	53,628	26,002
Other kinds of paper ..	2	525	304	662	602	225	10,390	6,291	17,138	13,698
Total Paper and Pasteboard ..	809	6,613	10,608	14,509	26,056	13,458	1,29,856	1,92,892	2,74,017	4,46,440
SMOKERS' REQUISITES (excluding TOBACCO) Value	6,760	6,042	16,879	19,638	23,670
STATIONERY	15,568	27,112	21,634	47,483	29,500
SUGAR—										
Sugar, 16 Dutch Standard and above Tons	58	108	21,575	58,667
Beet sugar ..	5,032	10,177	28,802	1,084	421	15,65,269	21,27,350	63,02,838	2,21,120	71,162
Molasses	12	2,500
Total Sugar ..	5,090	10,357	28,802	1,084	421	15,86,844	21,88,517	63,02,838	2,21,120	71,162
TEXTILES—										
Cotton—										
Manufactures—										
Blankets Lbs.	..	478	13,500	6,000	31,435	..	504	6,940	3,920	12,758
Piece goods—										
White Yards	77,904	536	3,739	79,394	8,729	56,887	995	2,116	26,863	6,076
Coloured, printed or dyed ..	25,108	13,152	16,843	18,051	22,023	44,684	8,871	13,607	17,862	18,019
Dyed goods ..	2,472	3,996	..	29,466	31,320	2,227	6,005	..	9,549	11,247
Printed goods ..	62,965	21,093	13,874	66,934	43,416	79,491	26,929	16,437	48,545	35,508
Woven coloured goods
Other sorts of manufactures (including twist and yarn) Value	21,858	9,119	54,750	10,851	9,133
Total of cotton goods (including twist and yarn)	2,04,642	52,228	93,750	1,17,590	92,771
Haberdashery and Millinery—										
Lace and embroidery	29,249	60,176	44,431	55,261	1,45,461
Other sorts	40,138	48,202	1,10,409	1,59,705	3,44,957
Total Haberdashery and Millinery	69,387	1,08,378	1,54,840	2,15,566	4,90,418

CZECHOSLOVAKIA—continued

IMPORTS THEREFROM—concluded

ARTICLES	QUANTITY					VALUE				
	1924-25	1925-26	1926-27	1927-28	1928-29	1924-25	1925-26	1926-27	1927-28	1928-29
						R	R	R	R	R
TEXTILES—										
Wool—										
Yarn and knitting wool. Lbs.	—	9,964	21,751	72	1,265	..	28,250	47,302	304	5,889
Manufactures—										
Blankets Lbs.	1,325	1,172	4,026	44,030	28,137	3,031	2,709	2,009	63,259	41,140
Braids "	243	1,872	492	3,539	1,106	627	11,494	2,442	9,866	4,844
Carpets and rugs "	1,171	4,863	4,078	17,806	517	3,253	12,129	6,776	31,343	957
Piecegoods Yards	11,368	14,704	47,809	129,960	313,249	53,935	72,200	1,26,454	3,80,516	7,18,133
Shawls No.	1,840	3,348	957	2,936	348	15,479	20,374	7,557	8,464	3,892
Other manufactures Value	—	—	—	—	—	3,704	4,655	2,031
Total Woolen manufactures (including yarn and knitting wool) "	—	—	—	—	—	81,325	1,63,246	1,96,744	4,98,497	7,76,394
Artificial silk—										
Artificial silk yarn Lbs.	1,090	11,594	34,000	31,800	2,200	4,009	33,954	64,419	41,375	4,059
Piece goods of cotton and artificial silk Yards	167,154	202,406	408,147	1,075,835	1,242,217	2,17,919	2,57,173	5,28,309	9,71,141	10,30,494
Other sorts Value	—	—	—	—	—	40,316	21,715	20,130	35,581	10,223
TOYS AND REQUISITES NOT SPECIFIED (ELSEWHERE) "	—	—	—	—	—	30,511	53,581	38,315	52,748	64,516
TOYS AND REQUISITES FOR GAMES AND SPORTS (including FISHING TACKLE)—										
Requisites for games and sports (excluding Arcades, etc.) "	—	—	—	—	—	6,080	5,702	6,231	10,360	631
Playing cards "	—	—	—	—	—	12,519	7,540	4,572	11,718	10,049
Other kinds "	—	—	—	—	—	—	—	—	—	—
Total Toys, etc. "	—	—	—	—	—	18,599	13,242	10,803	22,578	10,730
UMBRELLAS AND UMBRELLA FITTINGS "	—	—	—	—	—	..	1,027	446	3,039	11,251
VEHICLES "	—	—	—	—	—	..	283	..	1,139	17,361
WOOD AND TIMBER "	—	—	—	—	—	14,507	25,204	12,771	21,808	24,371
POSTAL ARTICLES NOT SPECIFIED "	—	—	—	—	—	1,200	4	1,971	..	28
ALL OTHER ARTICLES OF MERCHANDISE "	—	—	—	—	—	67,337	1,41,313	2,39,510	2,12,116	1,88,338
GRAND TOTAL "	—	—	—	—	—	1,14,37,642	1,45,87,479	1,66,65,225	1,22,39,457	1,29,49,424

EXPORTS THERETO

INDIAN MERCHANDISE

ARTICLES	QUANTITY					VALUE				
	1924-25	1925-26	1926-27	1927-28	1928-29	1924-25	1925-26	1926-27	1927-28	1928-29
						R	R	R	R	R
HIDES AND SKINS, RAW—										
Hides, raw—										
Buffalo hides { Tons 9 80 48 1 6										
{ =No. =2,250 =9,500 =7,765 =100 =2,050						9,282	90,445	45,902	709	6,700
Cow hides { Tons 253 155 194 264 253										
{ =No. =77,026 =92,950 =55,760 =77,700 =71,135						3,03,824	1,83,767	1,93,732	2,23,005	2,63,260
TEXTILES—										
Cotton, raw Tons	..	10	13,440
ALL OTHER ARTICLES OF MERCHANDISE Value	—	—	—	—	—	110.	240	90	150	..
GRAND TOTAL "	—	—	—	—	—	3,13,216	2,87,802	2,39,724	2,23,864	2,64,960

FOREIGN MERCHANDISE

ARTICLES	QUANTITY					VALUE				
	1924-25	1925-26	1926-27	1927-28	1928-29	1924-25	1925-26	1926-27	1927-28	1928-29
						R	R	R	R	R
TOTAL VALUE	—	—	—	—	—	495	11,769	..	1,360	193
GRAND TOTAL OF INDIAN AND FOREIGN MERCHANDISE Value	—	—	—	—	—	3,18,711	2,99,571	2,39,724	2,25,214	2,65,153

No. 13—continued

SERB-CROAT SLOVENE STATE

IMPORTS THEREFROM

ARTICLES	QUANTITY					VALUE				
	1924-25	1925-26	1926-27	1927-28	1928-29	1924-25	1925-26	1926-27	1927-28	1928-29
BUILDING AND ENGINEERING MATERIALS, other than OF IRON, STEEL, OR WOOD—						R	R	R	R	R
Cement—										
Portland . . . Tons	120	1,475	5,701	67,841
CHEMICALS AND CHEMICAL PREPARATIONS (excluding CHEMICAL MANURES AND MEDICINES)—										
Carbide of Calcium . Cwts.	1,268	540	1,181	700	1,850	21,766	6,281	14,706	10,123	19,166
Hardware, excluding cutlery and Electro-plated ware . Value	—	—	—	—	—	1,015	..	4,575	38,224	30,510
Paper and Pasteboard—										
Printing paper . . Cwts.	62	1,343	1,136	17,654
SUGAR—										
Beet Sugar . . . Tons	..	285	76,666
TEXTILES—										
Cotton manufactures—										
Lace and patent net . Yards	..	4,932	83,494
Haberdashery and millinery . Value	—	—	—	—	—	..	24,389	564
WOOD AND TIMBER—										
Deal and Pine wood . Cub.Fon	28	975	1,581	2,384	1,660	2,603	83,909	1,35,512	1,99,757	1,40,711
Other kinds of wood and timber . Value	—	—	—	—	—	2,938	..	1,308
Manufactures of wood, other than furniture and cabinet ware . "	—	—	—	—	—	2,215	6,799	4,647	6,601	2,673
Total Wood and Timber . "	—	—	—	—	—	7,806	95,708	1,41,467	2,06,448	1,43,384
POSTAL ARTICLES NOT SPECIFIED . "	—	—	—	—	—	441
ALL OTHER ARTICLES OF MERCHANDISE . "	—	—	—	—	—	6,040	1,364	7,042	27,004	23,657
GRAND TOTAL . "	—	—	—	—	—	37,076	2,37,901	1,67,700	2,88,636	3,02,765

EXPORTS THERETO

INDIAN MERCHANDISE

ARTICLES	QUANTITY					VALUE				
	1924-25	1925-26	1926-27	1927-28	1928-29	1924-25	1925-26	1926-27	1927-28	1928-29
GRAIN, PULSER AND FLOUR—						R	R	R	R	R
Rice not in the husk—										
Cleaned rice . . Tons	500	54,507
SEEDS—										
Sesamum . . . "	..	50	12,750
TEXTILES—										
Cotton—										
Manufactures—										
Twist and yarn . . Lbs.	44,800	18,800	49,100	16,000	2,400	44,954	22,462	32,310	9,984	1,805
Jute—										
Manufactures—										
Sacking gunny bags . No.	40,000	377,700	270,300	19,700	1,41,032	96,065
ALL OTHER ARTICLES OF MERCHANDISE . Value	—	—	—	—	—	156
GRAND TOTAL . "	—	—	—	—	—	44,954	35,212	52,166	1,51,918	1,52,377

FOREIGN MERCHANDISE

Nil

ALBANIA
BULGARIA

No. 13—continued

ALBANIA
IMPORTS THEREFROM

	QUANTITY					VALUE				
	1924-25	1925-26	1926-27	1927-28	1928-29	1924-25	1925-26	1926-27	1927-28	1928-29
						R	R	R	R	R
TOTAL VALUE	—	—	—	—	—	..	1,866	..	680	278

EXPORTS THERETO

INDIAN MERCHANDISE

	QUANTITY					VALUE				
	1924-25	1925-26	1926-27	1927-28	1928-29	1924-25	1925-26	1926-27	1927-28	1928-29
						R	R	R	R	R
TOTAL VALUE	—	—	—	—	—	..	210

FOREIGN MERCHANDISE

Nil.

BULGARIA

IMPORTS THEREFROM

Nil.

EXPORTS THERETO

INDIAN MERCHANDISE

ARTICLES	QUANTITY					VALUE				
	1924-25	1925-26	1926-27	1927-28	1928-29	1924-25	1925-26	1926-27	1927-28	1928-29
						R	R	R	R	R
HIDES AND SKINS, RAW—										
Hides, raw—										
Buffalo hides	Tons 230	471	624	649	1,036	1,40,227	4,25,074	4,58,046	4,28,206	8,31,806
	=No. 16,100	42,850	56,825	63,977	95,657					
Cow hides	Tons 174	532	203	181	128	1,64,263	4,75,393	1,63,880	1,14,989	1,27,790
	=No. 43,457	94,705	33,661	27,575	25,483					
Calfskins	Tons	1	32	14	672	40,745	12,857
	=No.	200	16,220	7,500					
Total Hides, raw	Tons 404	1,003	828	812	1,178	3,13,480	9,00,467	6,22,598	5,83,940	9,72,482
	=No. 59,557	1,37,555	90,686	107,772	128,640					
LAC—										
Shell MANURES—	Owts. ..	15	44	..	3,000	5,280
SEEDS—	Tons ..	100	12,990
Sesamum (oil or jinjili)	103	..	10	70	..	35,584	..	3,072	17,700
SPICES—										
Pepper	Owts.	125	11,625
TEXTILES—										
Cotton—										
Raw	23	20,320	10
Manufactures—										
Twist and yarn	Lbs. 61,200	242,000	103,200	705,486	1,479,240	59,200	2,30,117	53,400	4,01,875	2,76,776
Piece-goods—										
Grey (unbleached) Yards	8,000	2,013	..
Hemp, (chiefly saun) raw. Owts.	2,674	56,050
Jute—										
Manufactures—										
Gunny bags—										
Sacking	No. 95,100	75,500	38,000	16,000	17,600	57,785	50,010	22,180	6,400	10,378
Hessian 36,000	165,000	405,000	80,000	50,000	11,375	64,675	1,24,480	26,094	26,200
Total Gunny bags 131,100	240,500	443,000	96,000	97,600	69,160	1,14,685	1,46,660	32,494	36,578
Gunny cloth—										
Hessian Yards	80,000	180,000	100,000	14,031	84,192	15,000
ALL OTHER ARTICLES OF MERCHANDISE	Value —	—	—	—	—	..	875	38,973	..	1,450
GRAND TOTAL	4,54,871	13,31,710	8,81,631	10,46,714	13,92,331

FOREIGN MERCHANDISE

Nil.

No. 13—continued

ROUMANIA

IMPORTS THEREFROM

ARTICLES	QUANTITY					VALUE				
	1924-25	1925-26	1926-27	1927-28	1928-29	1924-25	1925-26	1926-27	1927-28	1928-29
Salt Tons	12,480	R	R	R	R	R
POSTAL ARTICLES NOT SPECIFIED . . . Value	—	—	—	—	—	16	2,62,835
ALL OTHER ARTICLES OF MERCHANDISE . . . "	—	—	—	—	—	2,522	..	5,112	2,500	..
TOTAL VALUE	—	—	—	—	—	2,538	..	5,112	2,500	2,62,835

EXPORTS THERETO

INDIAN MERCHANDISE

ARTICLES	QUANTITY					VALUE				
	1924-25	1925-26	1926-27	1927-28	1928-29	1924-25	1925-26	1926-27	1927-28	1928-29
GRAIN, PULSE AND FLOUR—						R	R	R	R	R
Pulse Tons	..	82	21,760
Rice not in the husk—										
Cleaned rice "	5,800	12,400	7,42,000	17,52,707
HIDES AND SKINS, RAW—										
Hides, raw—										
Buffalo hides	{ Tons 8	12	68	9	8	} 4,137	10,750	49,759	6,694	4,374
	{ =No. =500	=1,100	=5,170	=5,100	=500					
Cow hides	{ Tons 53	22	37	111	6	} 52,353	27,664	36,310	1,02,722	6,578
	{ =No. =16,350	=7,175	=5,400	=26,652	=1,800					
Skins, Raw—										
Goat skins	{ Tons 4	} 15,000
	{ =No. =10,000					
LAG—										
Steel Cwts.	66	15	3,585	2,000
SPICES—										
Pepper Cwts.	805	43,330	..
TEA, BLACK Lbs.	..	74,730	78,500	92,000	85,990	..	45,456	65,250	84,176	61,752
FABRICS—										
Cotton—										
Raw Tons	29	39,875
Twist and Yarn Lbs.	15,200	46,800	104,050	5,200	12,800	14,700	34,007	56,543	2,344	8,072
Manufactures—										
Piecegoods Yards	27,200	6,742
Jute—										
Manufactures—										
Gunny bags—										
Sacking No.	35,000	20,000	224,700	144,300	407,700	15,800	13,000	1,14,761	77,146	2,21,148
Hessian "	65,000	25,000	22,387	8,687
Total Gunny bags	100,000	20,000	224,700	144,300	432,700	38,187	13,000	1,14,761	77,146	2,29,835
ALL OTHER ARTICLES OF MERCHANDISE . . . Value	—	—	—	—	—	4,500	3,652	1,620	4,458	675
GRAND TOTAL	—	—	—	—	—	1,68,302	1,56,339	3,74,545	11,16,610	20,66,913

FOREIGN MERCHANDISE

ARTICLES	QUANTITY					VALUE				
	1924-25	1925-26	1926-27	1927-28	1928-29	1924-25	1925-26	1926-27	1927-28	1928-29
FABRICS—						R	R	R	R	R
Cotton—										
Manufactures—										
Piecegoods Yards	2,11,500	78,350
ALL OTHER ARTICLES OF MERCHANDISE . . . Value	—	—	—	—	—	..	7,000	..	3,800	..
TOTAL VALUE	—	—	—	—	—	78,350	7,000	..	3,800	..
GRAND TOTAL OF INDIAN AND FOREIGN MERCHANDISE	—	—	—	—	—	2,47,152	1,63,339	3,74,545	11,20,410	20,66,913

No. 13—continued
GREECE
IMPORTS THEREFROM

ARTICLES	QUANTITY					VALUE				
	1924-25	1925-26	1926-27	1927-28	1928-29	1924-25	1925-26	1926-27	1927-28	1928-29
						R	R	R	R	R
FRUITS AND VEGETABLES—										
Fruits and Vegetables dried, salted, or preserved not being canned or bottled—										
Almonds . . . Tons	15	65	108	224	393	12,348	64,178	56,077	1,48,408	2,66,509
Currants and raisins . . "	4	26	42	17	40	8,379	14,009	21,000	9,627	26,924
Other sorts . . . "	130	328	247	200	353	64,094	1,36,450	96,394	70,220	1,41,106
Total Fruits and Vegetables dried, salted or preserved . . . "	149	417	397	441	786	70,821	2,14,727	1,78,480	2,28,515	4,34,541
GUMS AND RESINS . . Cwts.	45	70	45	79	233	6,816	8,216	5,551	12,186	21,450
TOBACCO—										
Unmanufactured . . Lbs.	18,909	9,800	27,042	8,563
Manufactured . . . "	16	8	16	11	146	70	21	60	100	555
POSTAL ARTICLES NOT SPECIFIED Value	—	—	—	—	—	55	31	12	1,404	521
ALL OTHER ARTICLES OF MERCHANDISE . . . "	—	—	—	—	—	2,969	6,595	25,855	17,057	25,674
GRAND TOTAL . . . "	—	—	—	—	—	1,16,782	2,29,590	2,04,958	2,60,048	4,86,304

EXPORTS THERETO

INDIAN MERCHANDISE

ARTICLES	QUANTITY					VALUE				
	1924-25	1925-26	1926-27	1927-28	1928-29	1924-25	1925-26	1926-27	1927-28	1928-29
						R	R	R	R	R
COIR, MANUFACTURED (excluding rope) . . Tons	21	16	6	16	5	8,180	6,216	2,250	6,420	2,680
DYEING AND TANNING SUBSTANCES—										
Indigo . . . Cwts.	202	283	312	311	302	71,283	74,456	99,180	90,418	84,718
GRAIN, PULSE AND FLOUR—										
Barley . . . Tons	2,240	3,08,169
Pulse—										
Beans . . . "	160	13,634
Gram . . . "	50	5,958
Other sorts of pulse . . "	2	1	184	149
Rice, not in the husk—										
Cleared rice . . . "	182	26,053
Wheat . . . "	10,314	2,000	18,17,061
Wheat flour . . . "	571	15	1,33,313	3,750	2,80,000
Other sorts . . . "	12	170
Total Grain, Pulse and Flour . . .	13,509	16	2,000	23,04,384	4,080	2,80,000
HIDES AND SKINS, RAW—										
Hides, raw—										
Buffalo hides . . . {										
Tons	45	89	257	624	499	30,582	69,279	1,54,087	4,44,789	3,46,630
No.	=3,980	=7,140	=22,395	=65,478	=50,080					
Cow hides . . . {										
Tons	76	87	355	270	1,047					
No.	=18,551	=28,175	=66,380	=58,835	=184,600					
Calf skins . . . {										
Tons	7	4	..	28	19	4,195	4,592	..	20,825	21,323
No.	=3,900	=2,250	..	=8,800	=6,900					
Other hides . . . {										
Tons	3	3,000
No.	=990					
Total Hides, raw . . . {										
Tons	128	180	612	931	1,568	1,15,940	1,73,783	4,86,687	7,43,903	15,04,501
No.	=26,431	=37,565	=88,775	=128,198	=242,429					
LAC, SHELL . . . Cwts.	17	168	289	185	381	3,440	25,274	32,880	20,534	61,971

No. 13—continued
GREECE—continued
EXPORTS THERETO—continued

INDIAN MERCHANDISE—continued

ARTICLES	QUANTITY					VALUE				
	1924-25	1925-26	1926-27	1927-28	1928-29	1924-25	1925-26	1926-27	1927-28	1928-29
SEEDS—										
Non-essential—						R	R	R	R	R
Castor . . . Tons	200	101	250	200	380	51,605	33,825	47,373	58,211	65,250
Cotton . . . "	10	300	925	30,005
Linseed . . . "	1,700	2,800	1,050	2,599	2,700	4,27,670	5,57,996	3,38,012	5,19,000	5,56,243
Niger . . . "	210	300	40,075	56,500
Rape . . . "	5	200	1,850	46,000
Sesamum (oil or jinji)	..	103	..	92	105	..	58,100	..	23,842	25,200
Other sorts . . . "	..	6	..	10	25	..	1,442	..	1,400	3,031
Total Seeds, non-essential . . . "	1,000	2,000	2,200	3,216	3,980	4,79,335	6,41,363	4,36,365	6,45,303	7,82,240
SPICES—										
Pepper . . . Cwts.	908	70,900	..
TEA, BLACK . . . Lbs.	106,702	143,092	116,600	239,074	236,442	86,374	1,00,069	87,975	2,05,197	2,39,160
TEXTILES—										
Cotton, raw . . . Tons	61	20	207	152	54	1,12,800	32,435	2,23,000	1,47,935	61,050
.. twist and yarn . . . Lbs.	682,600	494,000	485,200	566,133	493,434	6,59,209	4,27,519	2,81,092	3,20,594	2,87,666
.. Piece goods . . . Yards	47,840	118,100	47,520	98,000	72,000	18,186	29,826	11,775	28,001	18,386
.. Thread, sewing . . . Lbs.	18,400	224	18,400	150
Hemp (chiefly senn)—										
Raw . . . Cwts.	4,528	8,121	9,710	12,173	19,616	1,13,865	2,28,065	1,88,800	2,05,370	2,84,600
Jute—										
Raw . . . Tons	511	1,400	472	862	2,221	2,20,874	7,64,901	1,91,600	3,16,309	7,87,555
Manufactures—										
Gunny bags . . . No.	2,732,300	3,084,800	4,500,950	5,207,633	4,651,300	17,05,855	22,42,300	29,31,384	32,84,858	30,09,057
.. cloth . . . Yards	2,874,500	2,338,500	2,338,500	952,000	1,461,000	5,84,826	5,11,887	4,63,902	2,08,687	3,04,713
WOOL—										
Manufacture—										
Carpets and rugs . . . Lbs.	680	6,146	1,309	12,501
WOOD AND TIMBER—										
Teak wood . . . Cubic tons	30	17	7,555	4,225
ALL OTHER ARTICLES OF MERCHANDISE . . . Value	—	—	—	—	—	10,738	7,416	4,475	30,846	15,800
GRAND TOTAL . . . "	—	—	—	—	—	65,23,239	52,74,041	54,30,875	63,38,444	78,17,620

FOREIGN MERCHANDISE

ARTICLES	QUANTITY					VALUE				
	1924-25	1925-26	1926-27	1927-28	1928-29	1924-25	1925-26	1926-27	1927-28	1928-29
UMS AND RESINS . . . Cwts.	298	180	417	1,357	1,627	9,797	3,600	10,450	44,745	61,391
TEXTILES—										
Cotton—										
Manufactures—										
Piece goods . . . Yards	373,500	46,000	20,000	1,41,915	17,100	8,000
Wool manufactures . . . Value	—	—	—	—	—	1,012	20,560
ALL OTHER ARTICLES OF MERCHANDISE . . . "	—	—	—	—	—	9,385	3,984	4,134	7,235	8,465
GRAND TOTAL . . . "	—	—	—	—	—	1,61,097	34,684	22,584	52,992	90,416
GRAND TOTAL OF INDIAN AND FOREIGN MERCHANDISE . . . "	—	—	—	—	—	66,84,336	52,99,025	54,62,459	63,91,436	97,08,036

CRETE

IMPORTS THEREFROM

Nil.

CRETE—continued
EXPORTS THERE TO

INDIAN MERCHANDISE

ARTICLES	QUANTITY					VALUE				
	1924-25	1925-26	1926-27	1927-28	1928-29	1924-25	1925-26	1926-27	1927-28	1928-29
						₹	₹	₹	₹	₹
GRAIN, PULSE AND FLOUR— Wheat . . . Tons	1,400	2,850	1,96,000	8,19,000
HIDES AND SKINS, RAW— Hides, raw—										
Cow hides . . . { Tons } =No.	..	2	9	11 =2,050	9 =500	..	2,531	7,874	10,227	2,812
ALL OTHER ARTICLES OF MERCHANDISE . . . Value	—	—	—	—	—	1,074	612	..	400	778
TOTAL VALUE	—	—	—	—	—	1,674	3,143	7,874	2,06,627	8,22,585

FOREIGN MERCHANDISE

ARTICLES.	QUANTITY					VALUE				
	1924-25	1925-26	1926-27	1927-28	1928-29	1924-25	1925-26	1926-27	1927-28	1928-29
						₹	₹	₹	₹	₹
TOTAL VALUE	—	—	—	—	—	110	..	625
GRAND TOTAL OF INDIAN AND FOREIGN MER- CHANDISE . . . Value	—	—	—	—	—	1,784	3,143	8,499	2,06,627	8,22,585

TURKEY, EUROPEAN
IMPORTS THEREFROM

ARTICLES	QUANTITY					VALUE				
	1924-25	1925-26	1926-27	1927-28	1928-29	1924-25	1925-26	1926-27	1927-28	1928-29
						₹	₹	₹	₹	₹
BOOKS, PRINTED, AND PRINTED MATTER (not being stationery) (including maps and charts) . . . Cwts.	16	11	3	3	60	1,295	2,100	460	450	11,797
FURNITURE AND CASE- FURNITURE . . . Value	—	—	—	—	—	335	14,041
HIDES AND SKINS—										
Skins, raw . . . { Tons } =No.	..	2	1	10,000	8,100
OILS, MINERAL . . . Gals.	8,765	11,970
TEXTILES— Wool manufactures . . . Value	—	—	—	—	—	8,289	18,131	..	4,200	4,190
POSTAL ARTICLES NOT SPECIFIED . . . Value	—	—	—	—	—	88
ALL OTHER ARTICLES OF MERCHANDISE . . . Value	—	—	—	—	—	18,375	11,754	2,318	38,847	20,358
GRAND TOTAL . . . Value	—	—	—	—	—	28,382	41,935	10,898	43,497	62,851

EXPORTS THERE TO

INDIAN MERCHANDISE

ARTICLES	QUANTITY					VALUE				
	1924-25	1925-26	1926-27	1927-28	1928-29	1924-25	1925-26	1926-27	1927-28	1928-29
						₹	₹	₹	₹	₹
DRUGS AND MEDICINES (including CHEMICALS AND NARCOTICS) . . . Value	—	—	—	—	—	5,705	620	580	1,400	7,530
DYING AND TANNING SUBSTANCES— Indigo . . . Cwts.	5	55	17	35	11	1,020	13,608	5,308	10,245	2,910
Other sorts (including lac-dye) . . .	1,008	2,414	2,517	1,359	2,585	60,180	1,19,890	1,10,477	47,810	1,12,175
GRAIN, PULSE AND FLOUR— Rice, not in the husk—										
Boiled rice . . . Tons	251	107	120	589	660	51,313	22,028	25,756	1,17,756	1,41,284
Cleansed rice . . . "	202	48	75	115	70	35,770	12,184	15,950	22,752	12,711
HIDES AND SKINS, RAW— Hides, raw—										
Buffalo hides . . . { Tons } =No.	200 =10,070	332 =17,013	210 =11,255	295 =25,064	535 =28,968	1,25,216	1,79,770	1,04,728	2,07,232	3,55,298
Cow hides . . . { Tons } =No.	39 =10,455	675 =148,934	442 =82,946	280 =42,132	222 =40,453	40,464	6,95,841	4,02,465	2,01,591	2,45,731
Calf skins . . . { Tons } =No.	1 =502	60 =23,027	14 =6,001	411	53,093	11,312
Total Hides, raw . . . { Tons } =No.	240 =21,027	1,007 =165,946	652 =94,201	585 =95,823	771 =85,417	1,66,031	8,75,611	5,07,203	4,61,916	6,12,371
Skins, raw . . . { Ton } =No.	3	6,780
LAC-SHELLS . . . Cwts.	36	163	249	281	=4,920	16,686
LEATHER . . . Value	—	—	—	—	—	7,010	22,692	25,700	45,595	16,686
Essential oils . . . Gals.	187	..	28	4,500	1,400	6,920	697	2,500
						9,266	..	750

No. 13—continued

TURKEY, EUROPEAN—concluded

EXPORTS THERETO—continued

INDIAN MERCHANDISE—continued

ARTICLES	QUANTITY					VALUE				
	1924-25	1925-26	1926-27	1927-28	1928-29	1924-25	1925-26	1926-27	1927-28	1928-29
PARAFFIN WAX . . . Tons	20	R	R	R	R	R
PERFUMERY not being PERFUMED SPIRIT . . . Value	9,100
SEEDS—						20	..	20,105	13,350	8,800
Ground nuts . . . Tons	3	150	10	66	57	1,044	47,904	1,650	24,908	18,070
Sesamum . . . "	..	1,013	34	..	46	..	3,28,318	13,440	..	24,640
Other sorts . . . "	..	3	105	5	1,100	15,220	2,197	..
SPICES—										
Pepper . . . Cwts.	15	536	644	2,059	355	750	28,050	42,119	1,24,403	88,307
Other sorts . . . "	1	20	..	10	21	200	1,170	..	1,078	775
Total Spices . . . "	16	556	644	2,069	376	950	27,220	42,119	1,25,481	89,172
TEA, BLACK . . . Lbs.	868,036	806,859	528,362	196,573	207,475	3,67,610	2,82,790	3,98,979	1,78,884	1,52,043
TEXTILES—										
Cotton—										
Twist and yarn . . . Hk.	364,200	786,200	194,960	450,800	210,000	3,51,693	7,37,573	1,32,067	2,94,677	1,42,366
Manufactures—										
Piece-goods . . . Yards	27,480	156,300	392,460	149,760	274,800	3,332	41,766	1,02,230	83,135	64,185
Jute—										
Manufactures—										
Gunny bags] . . . No.	1,150,000	577,180	385,110	806,722	719,400	7,98,793	5,33,241	3,23,623	6,21,878	4,78,852
" cloth . . . Yards	2,850,000	1,699,750	2,758,000	3,868,000	4,008,000	4,47,148	3,54,728	5,39,133	6,77,324	8,40,958
Wool—										
Manufactures—										
Carpets and rugs . . . Lbs.	31,228	2,300	2,051	4,480	..	1,48,250	13,000	13,850	15,759	..
TOBACCO—										
Manufactured—										
Cigars . . . "	8,338	2,179	17,277	2,590
ALL OTHER ARTICLES OF MERCHANDISE . . . Value	24,507	81,585	9,037	7,786	14,653
GRAND TOTAL . . . "	24,98,414	34,74,846	22,06,317	27,08,260	27,62,736

FOREIGN MERCHANDISE

ARTICLES	QUANTITY					VALUE				
	1924-25	1925-26	1926-27	1927-28	1928-29	1924-25	1925-26	1926-27	1927-28	1928-29
FRUITS AND VEGETABLES . . . Value	3,400	5,825
TEXTILES—										
Cotton Manufactures (including Twist and Yarn) . . . Value	3,55,845	1,09,175	10,100
Haberdashery and millinery . . . "	12,400	1,700	10,250	8,250	2,500
Wool Manufactures . . . "	19,49,642	27,28,997	3,81,182	5,74,068	3,62,976
TOBACCO, UNMANUFACTURED lbs.	6,272	6,300
ALL OTHER ARTICLES OF MERCHANDISE . . . Value	73,300	46,522	44,655	16,245	8,337
GRAND TOTAL . . . "	24,02,487	18,86,394	9,26,147	6,01,983	3,79,638
GRAND TOTAL OF INDIAN AND FOREIGN MERCHANDISE . . . "	1,49,01,901	57,61,243	31,32,464	33,10,233	31,32,378

CYPRUS

IMPORTS THEREFROM

ARTICLES	QUANTITY					VALUE				
	1924-25	1925-26	1926-27	1927-28	1928-29	1924-25	1925-26	1926-27	1927-28	1928-29
INSTRUMENTS, APPARATUS AND APPLIANCES AND PARTS THEREOF . Value	—	—	—	—	—	£	£	£	£	£
POSTAL ARTICLES NOT SPECIFIED	—	—	—	—	—	15
ALL OTHER ARTICLES OF MERCHANDISE	—	—	—	—	—	1,580	1,533	3,335	157	6,132
TOTAL VALUE	—	—	—	—	—	1,595	1,533	3,335	157	17,523

EXPORTS THEREFO

INDIAN MERCHANDISE

ARTICLES	QUANTITY					VALUE				
	1924-25	1925-26	1926-27	1927-28	1928-29	1924-25	1925-26	1926-27	1927-28	1928-29
DYEING AND TANNING SUBSTANCES—						£	£	£	£	£
Indigo Cwts.	118	33	31	22	3	53,407	12,168	3,296	5,020	720
Paraffin wax Tons	23	10,237
TEXTILES—										
Cotton—										
Twist and Yarn Lbs.	355,040	375,800	402,450	506,024	150,040	3,49,261	3,20,732	3,07,732	3,31,831	95,056
Manufactures—										
Piecegoods Yards	77,840	31,350	21,600	19,225	21,360	5,711
Jute, gunny bags No.	74,200	70,000	94,200	304,000	475,500	38,756	30,611	50,252	1,35,260	2,08,081
TOBACCO, UNMANUFACTURED Lbs.	..	16,000	6,000
ALL OTHER ARTICLES OF MERCHANDISE Value	—	—	—	—	—	4,858	..	1,857	6,340	3,494
GRAND TOTAL	—	—	—	—	—	4,46,372	3,73,511	3,37,412	5,01,270	3,21,290

FOREIGN MERCHANDISE

ARTICLES	QUANTITY					VALUE				
	1924-25	1925-26	1926-27	1927-28	1928-29	1924-25	1925-26	1926-27	1927-28	1928-29
TOTAL VALUE	—	—	—	—	—	£	£	£	£	£
GRAND TOTAL OF INDIAN AND FOREIGN MERCHANDISE Value	—	—	—	—	—	4,46,372	3,79,211	3,37,412	5,01,270	3,21,324

No. 13—continued
TURKEY, ASIATIC
IMPORTS THEREFROM

ARTICLES	QUANTITY					VALUE				
	1924-25	1925-26	1926-27	1927-28	1928-29	1924-25	1925-26	1926-27	1927-28	1928-29
POSTAL ARTICLES NOT SPECIFIED . . . Value	—	—	—	—	—	R	R	R	R	R
						848	1,798	2,508	917	1,347
ALL OTHER ARTICLES OF MERCHANDISE . . . "	—	—	—	—	—	2,476	8,887	6,706	1,330	9,977
GRAND TOTAL . . . "	—	—	—	—	—	2,824	10,685	9,212	2,247	11,324

EXPORTS THERETO

INDIAN MERCHANDISE

ARTICLES	QUANTITY					VALUE				
	1924-25	1925-26	1926-27	1927-28	1928-29	1924-25	1925-26	1926-27	1927-28	1928-29
CANDLES OF ALL KINDS . Lbs.	25,288	110,457	7,112	31,066
COIR, MANUFACTURED (excluding ROPE) . . . Tons	45	15,009
DYEING AND TANNING SUBSTANCES— Indigo . . . Cwts.	21	10	5	18	..	8,640	2,875	2,240	2,930	..
GRAIN, PULSE AND FLOUR— Rice, not in the husk— Bulled Rice . . . Tons	1,632	2,445	496	5,260	1,812	3,01,790	4,76,214	1,07,477	9,07,413	2,85,021
Cleaned rice . . . "	100	458	212	13,789	68,818	29,838
Total Rice not in the husk . . . "	1,732	2,445	496	5,718	2,024	3,15,529	4,76,214	1,07,477	9,76,231	3,15,459
Wheat flour . . . "	1,287	3,04,902
Total Grain, Pulse and Flour . . . "	3,019	2,445	496	5,718	2,024	6,20,431	4,76,214	1,07,477	9,76,231	3,15,459

No. 13—continued
 TURKEY, ASIATIC—continued
 EXPORTS THERE TO—continued

INDIAN MERCHANDISE—continued

ARTICLES	QUANTITY					VALUE					
	1924-25	1925-26	1926-27	1927-28	1928-29	1924-25	1925-26	1926-27	1927-28	1928-29	
						R	R	R	R	R	
HIDES AND SKINS, RAW—											
Hides, raw	Tons =No.	80 =2,419	140 =6,153	221 =21,151	230 =16,395	108 =6,669	26,869	84,069	1,56,066	1,02,647	61,627
Lac	Cwts.	..	44	43	88	..	6,764	3,640	5,246	..	
LEATHERS—											
Unwrought	"	16	27	6,746	10,500	
SEEDS—											
Oilseeds—											
Non-essential—											
Sesamum (til or jinjil) Tons	..	75	15	22,770	5,760	
TEA, BLACK	Lbs.	222,603	355,890	527,784	164,120	452,067	2,18,147	2,70,708	4,50,207	1,25,588	3,40,015
TEXTILES—											
Cotton—											
Twist and yarn	"	5,200	21,200	450,800	1,340,855	417,000	5,200	19,863	2,72,534	8,83,022	3,10,072
Manufactures—											
Piecegoods	Yards	98,100	438,600	29,512	23,050	1,09,191	7,431
Other sorts	Value	—	—	—	—	—	186
Total Cotton manufactures (including twist and yarn)	Value	—	—	—	—	—	5,200	19,863	2,95,584	9,92,213	3,17,688
Jute—											
Manufactures—											
Gunny bags	No.	612,375	623,450	1,199,200	1,765,160	1,588,900	4,74,792	5,39,047	9,72,317	11,89,261	10,14,691
" cloth	Yards	400,000	310,000	1,030,000	460,000	265,000	88,374	75,849	2,16,443	97,737	57,050
Total Jute manufactures (including twist and yarn)	Value	—	—	—	—	—	5,63,166	6,14,896	11,88,760	12,86,998	10,71,741
FOOD AND TIMBER—											
Teak wood	Cubic Tons	32	9	75	142	75	7,221	2,220	24,934	45,373	12,775
ALL OTHER ARTICLES OF MERCHANDISE	Value	—	—	—	—	—	7,269	3,050	4,255	12,132	17,700
GRAND TOTAL	"	—	—	—	—	—	14,77,698	15,13,914	22,38,923	36,15,975	21,68,671

No. 13—continued
TURKEY, ASIATIC—continued
EXPORTS THERETO—continued

FOREIGN MERCHANDISE

ARTICLES	QUANTITY					VALUE				
	1924-25	1925-26	1926-27	1927-28	1928-29	1924-25	1925-26	1926-27	1927-28	1928-29
						R	R	R	R	R
TEXTILES—										
Cotton manufacture—										
Piece-goods . . . Yards	169,200	52,130	..
ALL OTHER ARTICLES OF MERCHANDISE . . . Value	—	—	—	—	—	—	—	—	3,445	500
GRAND TOTAL . . . "	—	—	—	—	—	—	—	—	55,575	500
GRAND TOTAL OF INDIAN AND FOREIGN MERCHANDISE . . . "	—	—	—	—	—	14,77,698	15,18,914	22,38,928	30,71,550	21,69,171

SYRIA

IMPORTS THEREFROM

ARTICLES	QUANTITY					VALUE				
	1924-25	1925-26	1926-27	1927-28	1928-29	1924-25	1925-26	1926-27	1927-28	1928-29
						R	R	R	R	R
SUGAR—										
Sugar, 16 Dutch Standard and above . . . Tons	..	88	14,750
POSTAL ARTICLES NOT SPECIFIED . . . Value	—	—	—	—	—	—	..	1,030
ALL OTHER ARTICLES OF MERCHANDISE . . . "	—	—	—	—	—	—	550	580	4,672	25,855
GRAND TOTAL . . . "	—	—	—	—	—	—	15,800	1,616	4,672	25,855

EXPORTS THERETO

INDIAN MERCHANDISE

ARTICLES	QUANTITY					VALUE				
	1924-25	1925-26	1926-27	1927-28	1928-29	1924-25	1925-26	1926-27	1927-28	1928-29
						R	R	R	R	R
DRUGS AND MEDICINES . . . Value	—	—	—	—	—	3,560	475	8,010	8,377	5,570
DYEING AND TANNING SUBSTANCES—										
Indigo . . . Cwts.	78	30	66	148	47	27,372	7,870	23,520	40,774	12,200
Turmeric . . . "	258	206	220	364	103	13,083	8,680	6,300	7,168	4,170
Other sorts . . . "	288	1,807	813	703	705	13,400	78,467	61,050	32,919	29,785
Total Dyeing, etc. . . "	619	2,033	1,099	1,215	855	54,355	94,907	70,870	80,861	46,105
FRUITS AND VEGETABLES . . . Value	—	—	—	—	—	5,270	11,317	27,040	23,405	27,899
GRAIN, PULSAR AND FLOUR—										
Barley . . . Tons	64	11,224
Pulse . . . "	61	128	..	62	90	14,920	26,266	25,076	19,318	27,440
Rice not in the husk . . . "	35	41	62	62	121	9,375	8,800	12,511	18,008	20,615
Wheat . . . "	243	5,112	4,804	1,39,454	8,17,920	6,78,089
Wheat flour . . . "	440	118	34	1,01,386	2,5,116	6,800

INDIAN MERCHANDISE—contd.

ARTICLES	QUANTITY					VALUE					
	1924-25	1925-26	1926-27	1927-28	1928-29	1924-25	1925-26	1926-27	1927-28	1928-29	
						R	R	R	R	R	
HIDES AND SKINS, RAW—											
Hides, raw—											
Buffalo hides	Tons 197	46	40	34	26	1,11,480	23,085	17,402	19,597	14,544	
	=No. =7,158	=1,759	=1,461	=1,405	=1,155						
Cow hides	Tons ..	1	4	8	1,012	3,297	5,705	..	
	=No. ..	=253	=605	=720	..						
Call Skins	Tons	1	172	1,271	..	
	=No.	=50	=50	..						
Total Hides, raw	Tons 197	47	44	43	26	1,11,480	24,097	20,871	26,083	14,544	
	=No. =7,158	=2,012	=2,116	=2,025	=1,155						
LEATHER—											
Hides, tanned or dressed	Tons 24	18	48	2	30	70,042	50,428	92,340	2,300	56,730	
	=No. =3,411	=2,580	=5,284	=260	=3,646						
Unwrought	Owls. 40	..	184	412	..	4,480	..	21,700	69,500	..	
MINERALS AND ORES—											
Brass Bronze and similar alloys—											
Wrought	..	25	22	13	19	22	8,500	5,500	2,850	3,400	4,300
OILS—											
Essential—											
Palmarosa Oil	Gals. 50	60	127	14	142	2,500	1,800	6,000	600	6,200	
Other sorts	..	209	67	233	64	88	10,450	1,000	4,130	3,540	2,800
Total Essential Oils	..	259	117	360	78	230	12,950	2,800	10,130	4,140	9,000
Non-essential—											
Groundnuts	..	12	30	43	173	254	2,795	10,143	14,942	58,574	92,081
Linseed	..	9	5,500	
Sesamum (til or jinjil)	..	20	139	4	..	56	6,420	46,458	1,440	..	19,400
Other sorts	1	405	..
Total Seeds, Non-essential	..	41	169	47	174	310	14,715	56,601	16,382	58,979	1,11,490
Other than oleacea	300	..	150	..	190
Total Seeds	..	44	170	47	174	312	20,225	56,851	16,532	58,979	1,12,590
SPICES—											
Cardamoms	Owls. 103	77	98	116	130	23,550	31,311	29,710	29,150	26,321	
Ginger	..	152	28	106	98	26	7,681	1,112	8,272	3,412	1,900
Pepper	..	337	251	573	2,223	1,007	22,790	13,530	33,050	1,89,910	1,03,793
Other sorts	6	48	400	1,405
Total Spices	..	592	356	867	2,483	1,212	54,021	46,953	71,632	2,22,872	1,33,509
TEA, BLACK	Lbs. 26,686	15,051	46,035	97,469	118,619	26,648	13,459	42,551	86,306	1,06,839	
TEXTILES—											
Cotton—											
Twist and yarn	..	2,876,314	1,782,400	3,598,632	1,082,400	1,901,500	23,03,539	16,30,298	28,42,698	14,64,171	16,30,127
Manufactures—											
Handkerchiefs and shawls in the piece	No.	4,080	..	1,700	10,708	..	2,500	..	2,550	2,700
Piece-goods—											
Grey (unbleached)	Yards 37,850	45,930	465,820	60,880	158,738	12,039	11,206	1,14,710	16,950	41,637	
White (bleached)	92,160	2,569	16,000	24,900	3,200	4,375	
Coloured printed or dyed	..	688,760	543,548	2,368,349	467,200	148,430	2,06,125	1,44,033	7,54,983	1,36,710	88,220
Other sorts of manufactures	Value	200	..	1,750
Total cotton manufactures (including twist and yarn)	25,26,703	17,88,037	37,37,486	16,23,531	17,19,309
Jute Manufactures—											
Sacking gunny bags	No. 190,000	..	35,000	93,100	1,18,100	..	23,527	68,329	..
Hessian gunny cloth	Yards 500,000	105,000	1,05,750	18,700	..
Total Jute manufactures	Value	2,23,850	..	23,537	82,029	..
ALL OTHER ARTICLES OF MERCHANDISE	
GRAND TOTAL	1,09,301	20,478	57,898	1,23,847	63,604
							35,03,244	30,01,798	42,42,020	24,49,746	30,23,743

No. 13—continued
SYRIA—concluded
EXPORTS THERETO—concluded

FOREIGN MERCHANDISE

ARTICLES	QUANTITY					VALUE				
	1924-25	1925-26	1926-27	1927-28	1928-29	1924-25	1925-26	1926-27	1927-28	1928-29
COFFEE Owts.	218	428	564	R	R	R	R	R
DRUGS AND MEDICINES (ex- cluding CHEMICALS AND NARCOTICS) Value	—	—	—	—	—	2,900	2,480	6,527	90	350
FRUITS AND VEGETABLES	—	—	—	—	—	6,750	..	700	9,857	17,628
SPICES Owts.	71	16	107	323	201	4,300	2,000	7,798	9,041	13,263
TEXTILES— COTTON— Twist and yarn Lbs.	6,900	4,900	72,500	40,300	20,700	12,057	7,070	1,14,200	64,047	44,365
Manufactures— Piecegoods— Grey (unbleached) Yards	136,000	99,900	369,000	333,000	45,000	52,500	86,615	1,21,110	93,345	12,800
Wool— Manufactures Value	—	—	—	—	—	11,000	2,13,695	1,12,774	50,200	53,676
TOBACCO, UNMANUFACTURED Lbs.	10,322	10,322
ALL OTHER ARTICLES OF MERCHANDISE Value	—	—	—	—	—	6,650	3,450	10,353	12,531	9,121
GRAND TOTAL	—	—	—	—	—	1,06,479	2,72,170	3,84,084	2,60,630	1,82,251
GRAND TOTAL OF INDIAN AND FOREIGN MERCHAN- DISE	—	—	—	—	—	30,14,723	32,73,063	46,26,112	27,10,376	32,05,004

ARMENIA
IMPORTS THEREFROM

TOTAL VALUE	1924-25	1925-26	1926-27	1927-28	1928-29	1924-25	1925-26	1926-27	1927-28	1928-29
	—	—	—	—	—	R	R	R	R	R
	1,065	2,897

EXPO TS THERETO

INDIAN MERCHANDISE

ARTICLES	QUANTITY					VALUE				
	1924-25	1925-26	1926-27	1927-28	1928-29	1924-25	1925-26	1926-27	1927-28	1928-29
DYING AND TANNING SUB- STANCES— Indigo Owts.	3	..	5	R	R	R	R	R
Turmeric	228	..	32	1,220	..	1,738
Total Dyeing and Tanning substances	231	..	37	7,905	..	298
SPICES— Ginger	81	..	15	8,740	..	451
Pepper	241	..	42	14	..	7,614	..	2,100	825	..
Other Sorts	73	..	6	1,850	..	529
Total Spices	395	..	63	14	..	18,204	..	3,080	825	..
TEA, BLACK Lbs.	361,433	430,897	889,618	113,094	21,826	3,06,106	3,39,047	2,76,996	1,14,467	19,203
TEXTILES— COTTON— Twist and Yarn	10,400	11,600	6,525	7,700	..
JUTE— Manufactures— Gunny bags No.	..	11,010	..	47,600	33,000	..	13,068	..	33,151	27,300
ALL OTHER ARTICLES OF MERCHANDISE Value	—	—	—	—	—	8,580	1,190	5307	15	..
GRAND TOTAL	—	—	—	—	—	3,42,077	3,53,800	2,87,994	1,61,158	46,503

FOREIGN MERCHANDISE

ARTICLES	QUANTITY					VALUE				
	1924-25	1925-26	1926-27	1927-28	1928-29	1924-25	1925-26	1926-27	1927-28	1928-29
METALS AND ORES— Tin— Unwrought (blocks, ingots bars and (slabs). Owts.	32	R	R	R	R	R
ALL OTHER ARTICLES OF MERCHANDISE Value	—	—	—	—	—	7,200
GRAND TOTAL	—	—	—	—	—	7,200	..	521	..	1,200
GRAND TOTAL OF INDIAN AND FOREIGN MERCHANDISE	—	—	—	—	—	3,49,277	3,53,300	2,88,515	1,61,158	47,703

SMYRNA
IMPORTS THEREFROM

ARTICLES	QUANTITY					VALUE				
	1924-25	1925-26	1926-27	1927-28	1928-29	1924-25	1925-26	1926-27	1927-28	1928-29
FRUITS AND VEGETABLES . Value	—	—	—	—	—	₪ 588	₪ 2,082	₪ 2,075	..	₪ 4,849
MACHINERY AND MILL WORK— Textile Machinery . . . "	—	—	—	—	—	15,422	18,835	..
POSTAL ARTICLES NOT SPECI- FIED "	—	—	—	—	—	12
ALL OTHER ARTICLES OF MERCHANDISE "	—	—	—	—	—	315	3,162	304	24,015	..
TOTAL "	—	—	—	—	—	890	5,194	17,801	37,860	4,849

EXPORTS THERETO

INDIAN MERCHANDISE

ARTICLES	QUANTITY					VALUE				
	1924-25	1925-26	1926-27	1927-28	1928-29	1924-25	1925-26	1926-27	1927-28	1928-29
DRUGS AND MEDICINES . Value	—	—	—	—	—	5,161	..
DYEING AND TANNING SUBSTANCES Cwts.	75	34	123	493	457	6,500	1,250	3,470	12,580	12,610
GRAIN, PULSES AND FLOUR—										
Rice not in the husk . Tons	10	147	..	5	..	2,200	31,743	..	1,250	..
Wheat "	9,106	14,56,980
HIDES AND SKINS, RAW—										
Hides, raw—										
Buffalo hides	Tons 98	44	12	74	201	57,233	27,194	4,641	54,615	1,00,890
	—No. =3,911	=1,896	=600	=3,516	=7,996					
SEEDS Tons	1,004	60	..	2,20,433
TEA, BLACK Lbs.	27,500	31,660	12,500	17,500	23,750	27,500	26,162	12,500	17,500	19,057
TEXTILES—										
Cotton—										
Twist and yarn Lbs.	433,400	660,210	515,338	404,080	237,455	3,97,307	6,10,346	3,50,654	3,28,898	1,85,031
Manufactures—										
Piecegoods Yards	7,000	9,800	21,200	12,960	68,800	2,346	2,000	7,325	3,520	16,750
Jute—										
Manufactures—										
Gunny bags No.	426,900	637,500	1,015,466	1,350,115	724,380	2,42,763	4,13,233	5,91,871	7,52,863	4,13,230
Gunny cloth Yards	66,000	50,000	307,000	320,000	430,000	11,714	11,838	74,286	62,676	1,01,000
Total Jute manufactures . Value	—	—	—	—	—	2,54,477	4,25,116	6,66,157	8,15,538	5,19,239
ALL OTHER ARTICLES OF MERCHANDISE Value	—	—	—	—	—	4,845	1,870	132	6,370	8,530
GRAND TOTAL "	—	—	—	—	—	22,10,368	11,36,031	10,44,939	12,45,372	10,91,599

FOREIGN MERCHANDISE

ARTICLES	QUANTITY					VALUE				
	1924-25	1925-26	1926-27	1927-28	1928-29	1924-25	1925-26	1926-27	1927-28	1928-29
TOTAL VALUE	—	—	—	—	—	₪ 6,000	₪ 900	₪ 912
GRAND TOTAL OF INDIAN AND FOREIGN MERCHANDISE Value	—	—	—	—	—	22,16,368	11,36,931	10,45,851	12,45,372	10,91,599

No. 13—continued

PALESTINE

IMPORTS THEREFROM

ARTICLES	QUANTITY					VALUE				
	1924-25	1925-26	1926-27	1927-28	1928-29	1924-25	1925-26	1926-27	1927-28	1928-29
POSTAL ARTICLES NOT SPECIFIED Value	—	—	—	—	—	R	R	R	R	R
						119	163
ALL OTHER ARTICLES OF MERCHANDISE "	—	—	—	—	—	2,310	7,645	1,778	16,603	8,843
TOTAL VALUE "	—	—	—	—	—	2,429	7,645	1,778	16,603	9,006

EXPORTS THERETO

INDIAN MERCHANDISE

ARTICLES	QUANTITY					VALUE				
	1924-25	1925-26	1926-27	1927-28	1928-29	1924-25	1925-26	1926-27	1927-28	1928-29
DYEING AND TANNING SUBSTANCES Owts.	37	274	128	388	199	R	R	R	R	R
						3,025	16,074	2,982	11,618	6,105
GRAIN, PULSE AND FLOUR—										
Wheat Tons	266	42,592
Wheat flour "	36	5,304
LEATHER—										
Hides, tanned or dressed—										
Buffalo hides { Tons	1	1	3	3	2	6,000	2,250	13,950	6,882	6,780
	No.	—240	—150	—990	—360					
Unwrought Owts.	24	49	22	2,025	8,850	2,815
SEEDS—										
Oilseeds—										
Non-essential—										
Groundnuts Tons	..	17	1	47	45	..	6,046	450	18,430	10,890
Sesamum (oil or linseed) "	243	83,394
SPICES Owts.	6	12	126	157	274	300	1,585	10,752	17,518	27,707
TEA—										
Tea, black Lbs.	23,041	32,116	56,286	51,121	34,790	22,314	27,849	54,484	52,428	30,068
TEXTILES—										
Cotton—										
Twist and Yarn "	74,500	118,400	118,800	96,000	80,400	73,956	1,18,375	1,16,200	80,460	76,816
Manufactures—										
Piecegoods—										
Coloured, printed or dyed Yards	144,300	57,120	725,374	375,696	10,080	36,120	13,956	2,51,194	1,10,986	4,200
Jute—										
Manufactures—										
Gunny bags No.	..	80,200	88,100	70,200	34,900	..	17,077	19,140	30,246	16,966
ALL OTHER ARTICLES OF MERCHANDISE Value	—	—	—	—	—	12,887	8,887	60,402	44,009	57,846
GRAND TOTAL "	—	—	—	—	—	2,04,998	2,07,078	5,31,529	3,84,922	2,03,089

FOREIGN MERCHANDISE

ARTICLES	QUANTITY					VALUE				
	1924-25	1925-26	1926-27	1927-28	1928-29	1924-25	1925-26	1926-27	1927-28	1928-29
TEXTILES—										
Cotton—										
Manufactures—										
Piecegoods—										
Grey (unbleached) Yards	22,400	23,250	31,940	53,200	5,200	9,570	9,720	10,110	15,425	1,410
Wool manufactures Value	—	—	—	—	—	16,490	5,650	11,410	13,030	7,600
ALL OTHER ARTICLES OF MERCHANDISE "	—	—	—	—	—	10,418	7,978	6,956	9,385	10,197
GRAND TOTAL "	—	—	—	—	—	36,478	23,348	28,476	37,840	19,207
GRAND TOTAL OF INDIAN AND FOREIGN MERCHANDISE "	—	—	—	—	—	2,41,476	2,30,421	5,60,005	4,22,762	2,22,296

ADEN AND DEPENDENCIES

IMPORTS THEREFROM

ARTICLES	QUANTITY					VALUE				
	1924-25	1925-26	1926-27	1927-28	1928-29	1924-25	1925-26	1926-27	1927-28	1928-29
ANIMALS, LIVING . . . No.	100	201	2	06	6	1,180	56,948	500	835	600
CHEMICALS AND CHEMICAL PREPARATIONS (excluding CHEMICAL MANURES AND MEDICINES)—										
Soda Compounds—										
Sodium Carbonate (soda ash and soda crystals) Cwts.	6,237	4,293	5,454	2,828	2,410	19,186	17,650	12,305	5,880	8,487
Other sorts of chemicals Value	—	—	—	—	—	1,494	520	..	840	2,700
Total Chemicals and Chemical preparations (excluding Chemical manures and medicines) . . . "	—	—	—	—	—	20,680	18,170	12,305	6,720	11,187
COAL AND COKE—										
Coal . . . Tons	685	10	320	50	..	18,150	240	4,380	900	..
COFFEE, other than ROASTED OR GROUND . . . Cwts.	462	587	557	568	522	39,177	43,868	46,148	51,554	39,777
DYING AND TANNING SUBSTANCES . . . Value	—	—	—	—	—	414	655	9,288	4,835	514
FISH (excluding CANNED FISH)—										
Fish, dry, salted . . . Cwts.	232	1,245	256	1,082	26	2,404	21,412	6,384	13,150	215
Fish, other sorts . . . "	333	274	390	390	320	3,427	2,430	2,398	2,715	4,580
Total Fish (excluding canned fish) . . . "	565	1,519	646	1,472	355	5,831	23,842	8,782	15,865	4,795
FRUITS AND VEGETABLES —										
Almonds . . . Tons	6	28	27	8	12	3,077	23,410	34,126	12,912	14,640
Other sorts . . . Value	—	—	—	—	—	6,825	11,632	6,300	119	415
Total Fruits and Vegetables . . . "	—	—	—	—	—	9,902	35,042	40,426	13,031	15,055
GRAIN, PULSES AND FLOUR—										
Pulse . . . Tons	37	..	284	437	1	5,051	11	62,778	1,02,812	150
Other sorts . . . "	..	6	89	1	..	50	1,800	13,118	296	26
Total Grain, Pulse and Flour . . . "	37	6	373	438	1	5,101	1,811	75,896	1,03,108	176
GUMS AND RESINS—										
Arabic . . . Cwts.	1,068	865	1,859	3,461	6,120	58,648	18,395	42,419	79,600	1,45,586
Olibanum or frankincense "	8,052	6,510	2,032	2,304	5,876	1,31,980	92,792	25,144	35,494	1,09,442
Other sorts . . . "	667	1,207	579	366	5,300	22,559	37,820	14,555	11,823	1,18,619
Total Gums and Resins . . . "	10,687	8,582	4,470	6,130	17,896	2,13,287	1,49,007	82,118	1,26,922	3,68,647
HARDWARE, including CUTLERY AND ELECTROPLATED WARE Value	—	—	—	—	—	9,284	3,628	6,496	14,314	10,500
HIDES AND SKINS, RAW—										
Hides, raw . . . { Tons	116	13	7	55	55	1,42,260	21,700	13,045	30,841	91,894
=No.	=34,184	=7,597	=6,951	=26,618	=38,890					
Skins, raw . . . { Tons	73	127	241	154	234	1,18,074	3,02,838	6,80,200	3,51,006	5,86,826
=No.	=196,202	=236,450	=585,700	=431,287	=635,650					
Total Hides and Skins, raw { Tons	189	140	248	209	289	2,60,334	3,24,538	6,93,245	4,31,847	6,78,160
=No.	=230,386	=294,047	=591,651	=457,905	=674,540					

No. 13—continued

ADEN AND DEPENDENCIES—continued

IMPORTS THEREFROM—continued

ARTICLES	QUANTITY					VALUE				
	1924-25	1925-26	1926-27	1927-28	1928-29	1924-25	1925-26	1926-27	1927-28	1928-29
MANURES—						R	R	R	R	R
Fish manures Tons	80	105	68	85	2	14,690	10,142	8,945	8,040	148
METALS AND ORES—										
Brass, Bronze, and similar alloys and manufactures thereof Cwts.	1,769	258	410	302	372	88,320	7,401	10,823	5,712	11,277
Copper (excluding ore)	75	27	101	25	128	2,224	1,265	4,249	1,220	2,965
Iron or Steel Tons	54	5	—	—	15	11,720	1,180	—	47	4,982
Other metals Cwts.	280	309	100	104	220	8,411	4,815	1,975	1,920	4,205
Total Metals (excluding ores) Tons	190	30	51	17	71	78,655	14,161	17,067	8,909	24,225
Ores	—	—	—	—	—	—	154	—	—	—
Total Metals and Ores	190	30	51	17	71	78,655	14,315	17,067	8,909	24,225
OILS—										
Mineral—										
Fuel oils Galls.	—	—	29,242	—	—	—	—	19,550	—	—
Other sorts	388	1,240	8,017	785	450	1,466	2,446	8,209	987	900
Total Oils	388	1,240	107,259	785	450	1,466	2,446	28,759	987	900
PAINTS AND PAINTERS' MATERIALS—										
Value	—	—	—	—	—	14,008	—	727	2,206	1,265
PRECIOUS STONES AND JEWELS, UNSET—										
Value	—	—	—	—	—	85,500	1,40,000	51,000	1,89,500	1,89,000
PROVISIONS AND OILMAN'S STORES—										
Ghi Cwts.	102	402	67	22	—	6,647	26,212	4,813	1,849	—
Other sorts of provisions Value	—	—	—	—	—	5,687	2,900	1,820	2,222	469
Total Provisions and Oilman's Stores	—	—	—	—	—	12,334	29,112	6,633	4,071	469
SALT										
Tons	203,995	184,514	179,120	180,275	2,04,880	45,76,122	32,57,622	39,55,012	52,22,622	47,24,072
SKINS										
	172	1	—	2	—	16,099	277	—	774	—
SHELLS AND COWRIES—										
Cowries Cwts.	22	10	1,222	1	25	4,084	2,100	12,920	100	2,770
Shells— Shells (chanks, sanka, large ornamental shells, cowries, mother-of-pearl shells, and oyster shells) Tortoise shell (including nakhla or nakh) Lbs.	61	222	1,272	67	45	8,450	10,215	20,660	7,630	4,510
Total Shells and Cowries Value	—	—	—	—	—	17,142	15,069	33,580	21,900	15,270
SPICES—										
Betalnut Cwts.	—	—	12	—	1,279	—	—	815	—	24,722
Cloves	—	192	—	12	—	—	12,400	—	90	—
Other sorts	24	2	26	3	—	1,102	47	140	40	—
Total Spices	24	194	28	75	1,279	1,102	12,447	455	130	24,722
STATIONERY (excluding PAPER)										
Value	—	—	—	—	—	519	975	14,425	1,045	109

No. 13—continued
 ADEN AND DEPENDENCIES—continued
 IMPORTS THEREFROM—concluded

ARTICLES	QUANTITY					VALUE				
	1924-25	1925-26	1926-27	1927-28	1928-29	1924-25	1925-26	1926-27	1927-28	1928-29
						£	£	£	£	£
TEXTILES—										
Cotton—										
Raw . . . Tons	14	4	..	67	21	20,780	5,450	220	66,040	17,532
Manufactures—										
Woolen goods—										
Grey (unbleached)— Plain Grey—										
Drills and Jeans Yards	40,000	3,000	21,000	14,640	1,182	5,955
Sheetings ..	288,000	..	33,750	198,000	15,000	96,040	..	9,290	40,692	3,716
Other sorts	18,000	8,212	200	3,108	1,950	80
Total Grey (unbleached) ..	328,000	3,000	72,750	206,212	15,200	1,10,680	1,182	18,353	42,642	3,796
White (bleached)	7,582	4,220	30,683	8,000	..	3,482	1,135	4,092	3,102
Coloured, printed, or dyed ..	200	25,810	41,198	9,673	3,306	220	8,981	12,885	2,738	1,983
Other manufactures . Value	—	—	—	—	—	88	1,260	660	25	222
Total Cotton manufactures Including twist and yarn) ..	—	—	—	—	—	1,10,988	14,905	23,033	49,497	9,102
TOBACCO—										
Manufactured—										
Cigarettes . . . Lbs.	9,020	6,865	5,893	4,834	3,045	54,461	31,747	30,975	26,324	18,083
Other sorts . . .	8,364	5,451	3,005	6,014	3,286	27,588	20,363	13,856	31,279	13,779
Total Tobacco ..	17,984	11,816	8,898	10,848	6,330	82,049	52,110	44,831	57,603	31,862
VEHICLES, excluding LOCOMOTIVES, ETC., FOR RAILWAYS—										
Mechanically propelled vehicles (including Railway locomotives and tractors) . . . Value	—	—	—	—	—	6,507	17,744	23,313	15,002	19,200
WAX OF ALL KINDS other than PARAFFIN WAX (excluding CANDLES) . . . Cwts.	—	26	1,090	..
POSTAL ARTICLES NOT SPECIFIED . . . Value	—	—	—	—	—	60,268	51,569	55,391	31,763	38,807
ALL OTHER ARTICLES OF MERCHANDISE . . .	—	—	—	—	—	65,846	42,318	34,269	56,547	70,517
GRAND TOTAL	—	—	—	—	—	57,39,396	49,23,941	52,91,625	66,01,213	62,47,421

No. 13—continued

ADEN AND DEPENDENCIES—continued
EXPORTS THERE TO

INDIAN MERCHANDISE

ARTICLES	QUANTITY					VALUE				
	1924-25	1925-26	1926-27	1927-28	1928-29	1924-25	1925-26	1926-27	1927-28	1928-29
APPAREL (including DRAPEY, UNIFORMS, ACCOUTRE- MENTS, BUT excluding HOSIERY AND BOOTS AND SHOES) Value	—	—	—	—	—	R 20,450	R 12,487	R 12,434	R 13,378	R 11,118
ART, WORKS OF "	—	—	—	—	—	9,150	850	250	1,502	600
BOOKS PRINTED, AND PRINTED MATTER (not being STATION- ERY) including MAPS AND CHARTS Cwts.	92	91	68	119	156	12,090	9,848	9,647	15,480	12,421
BOOTS AND SHOES . . . Pairs	11,452	9,745	12,045	16,256	24,018	19,558	17,257	22,027	25,004	29,218
CANDLES OF ALL KINDS . . Lbs.	81,882	40,905	..	504	4,744	22,977	11,556	..	280	1,878
CHEMICALS AND CHEMICAL PREPARATIONS (excluding CHEMICAL MANURES AND MEDICINES) Value	—	—	—	—	—	30,818	60,361	57,887	72,551	62,414
COAL AND COKE Tons	7,423	..	59,342	2	..	1,48,540	..	7,42,971	120	..
COIR, MANUFACTURED (ex- cluding ROPE). . . . Tons	7	5	1	18	10	8,884	3,276	582	5,080	4,152
CORDAGE AND ROPE OF VEGETABLE FIBRE (exclud- ing JUTE AND COTTON) . Cwts.	1,520	1,386	1,189	1,048	1,086	41,791	34,885	48,713	45,122	37,580
DRUGS AND MEDICINES (ex- cluding CHEMICALS AND NARCOTICS) Value	—	—	—	—	—	22,130	12,870	19,289	28,978	18,557
DYEING AND TANNING SUBSTANCES—										
Turmeric Cwts.	3,823	5,021	4,794	787	4,217	1,40,393	1,46,533	1,13,661	95,774	1,06,989
Other sorts "	51	86	13	39	16	2,257	4,523	349	1,485	1,568
Total Dyeing and Tanning substances "	3,874	5,107	4,807	826	4,233	1,42,650	1,51,056	1,14,010	97,259	1,10,602
EARTHENWARE AND POR- CELAIN Value	—	—	—	—	—	9,121	18,700	17,285	20,358	9,272
FISH (excluding CANNED FISH) Cwts.	17	36	5	34	29	446	6,900	149	1,325	656
FODDER, BEAN, AND POLLARDS (excluding OILCAKE) . Tons	355	471	557	757	601	58,340	66,494	75,981	77,804	65,010
FRUITS AND VEGETABLES— Fresh fruits and vege- tables Value	—	—	—	—	—	25,788	85,194	30,750	37,179	32,329
Fruits and vegetables: dried, salted or pre- served, all sorts . . Tons	82	148	127	183	141	28,537	54,890	42,326	58,058	58,129
FURNITURE AND CARPETWARE Value	—	—	—	—	—	6,328	3,700	5,261	5,931	3,158
PLATE AND GLASSWARE . . "	—	—	—	—	—	6,150	5,025	15,432	4,945	4,210

No. 13—continued
ADEN AND DEPENDENCIES—continued
EXPORTS THERE TO—continued

INDIAN MERCHANDISE—continued

ARTICLES	QUANTITY					VALUE				
	1924-25	1925-26	1926-27	1927-28	1928-29	1924-25	1925-26	1926-27	1927-28	1928-29
GRAIN, PULSE AND FLOUR—										
Jowar and bajra . . . Tons	184	1,795	259	5,592	10,418	22,285	3,07,031	41,909	9,90,900	17,74,037
Maise . . . "	3	75	..	4	31	264	13,136	..	714	4,560
Pulse—										
Gram . . . "	351	518	467	490	361	57,391	75,837	92,447	84,244	75,412
Lentils . . . "	71	98	78	79	52	14,559	22,028	18,179	17,915	13,745
Other sorts . . . "	131	107	114	248	191	31,324	23,704	26,204	41,356	46,727
Total Pulse . . . "	553	713	659	817	604	1,03,174	1,27,619	1,36,830	1,44,015	1,35,884
Rice not in the husk—										
Bolled rice . . . "	7,377	9,137	6,479	11,305	12,619	14,86,406	18,03,711	13,88,149	23,04,233	24,88,957
Cleaned rice . . . "	537	1,079	670	1,392	1,843	1,38,209	3,60,615	1,61,111	4,57,163	4,35,627
Broken cleaned rice . . . "	..	540	93	770	1,424	..	1,03,637	16,462	1,51,812	2,82,097
Other sorts . . . "	..	2	8	12	2	357	1,025	1,570	4,205	695
Total Rice not in the husk . . . "	8,414	10,758	7,250	13,979	15,888	16,24,972	21,68,988	15,67,292	29,17,418	32,07,376
Wheat . . . "	199	143	145	373	231	49,435	44,268	43,316	1,06,002	64,775
" flour . . . "	7,156	7,834	7,121	3,360	7,790	18,12,331	19,36,272	16,50,757	19,30,854	16,21,333
Other sorts . . . "	..	14	..	65	170	190	2,533	197	9,218	22,070
Total Grain, Pulse and Flour . . . "	16,448	21,337	15,434	29,695	35,132	36,12,681	45,99,347	34,40,301	60,99,121	68,30,085
HARDWARE AND CUTLERY, including PLATED WARE . . . Value	—	—	—	—	—	23,742	22,452	23,575	29,008	22,237
Hides and Skins, raw . . . Tons	..	4	..	3	4,058	..	6,166	..
LEATHER—										
Hides and Skins, tanned or dressed . . . Tons	10	13	13	15	13	32,623	29,343	33,140	49,193	41,729
Manufactures (excluding boots and shoes) . . . Value	4,344	3,138	4,798	6,213	5,175					
METALS AND ORES . . . Tons	68	29	24	47	52	75,036	62,146	55,853	91,353	69,396
OILS—										
Vegetable, non-essential—										
Castor . . . Gals.	235	3,564	..	42	222	625	3,456	..	150	730
Coconut . . . "	1,272	389	760	1,334	303	3,940	1,370	2,030	3,335	1,140
Groundnut . . . "	3,077	6,399	10,643	14,374
Sesamum (til or jinjil) . . . "	468	562	380	10,938	47,173	1,458	2,000	1,130	39,561	1,70,343
Other sorts . . . "	..	3	12	8	100
Total Vegetable, non-essential . . . "	1,975	4,518	1,152	15,441	54,662	6,023	11,834	3,310	54,194	1,87,142
Other kinds . . . "	42	161	113	174	163	530	360	510	3,390	400
Total Oils . . . "	2,017	4,679	1,265	15,615	54,825	6,553	12,194	3,820	58,034	1,87,542
PAINTS AND PAINTER'S MATERIALS . . . Value	—	—	—	—	—	10,025	13,390	21,729	16,454	10,345
PERFUMERY (not being PERFUMED SPIRITS) . . . "	—	—	—	—	—	21,436	16,099	16,370	17,393	8,339
PROVISIONS AND OILMAN'S STORES—										
Butter . . . Cwts.	231	333	212	160	261	39,477	43,316	26,623	20,925	33,311
Ghi . . . "	136	403	341	431	237	14,243	51,602	32,010	51,755	23,337
Other sorts of provisions . . . "	303	210	231	423	340	14,241	9,437	10,405	16,033	11,449
Total Provisions and Oilman's stores . . . Value	—	—	—	—	—	67,961	1,04,405	69,038	88,763	78,147

No. 13—continued
ADEN AND DEPENDENCIES—continued
EXPORTS THERETO—continued

INDIAN MERCHANDISE—continued

ARTICLES	QUANTITY					VALUE				
	1924-25	1925-26	1926-27	1927-28	1928-29	1924-25	1925-26	1926-27	1927-28	1928-29
						₹	₹	₹	₹	₹
SEEDS—										
Oil seeds—										
Essential—										
AjamaTons	32	25	25	25	27	11,980	9,831	10,117	9,541	9,248
Coriander"	63	15	19	21	19	25,744	6,100	7,324	12,175	11,181
Cummin (other than black)"	56	37	25	31	34	47,220	28,212	10,189	24,792	23,278
Fennel"	14	18	16	14	17	5,868	6,285	5,931	5,645	8,315
Others"	18	4	3	12	45	7,525	1,758	1,872	5,425	23,115
Total Essential Seeds . .	183	99	88	103	142	98,337	62,186	44,433	57,578	75,087
Non-essential—										
Castor"	50	1,413	36,000	2,94,963
Copra or coconut kernel"	9	8	4	2	1	5,268	4,168	2,250	762	1,050
Cotton"	91	42	..	1	12	20,244	9,329	128	120	2,860
Groundnuts"	52	58	36	66	59	16,953	19,923	12,367	29,041	26,161
Linseed"	202	500	400	52,575	1,44,000	89,010
Sesamum (til or jinjil)"	148	419	73	623	1,318	65,964	1,73,259	21,860	2,21,931	5,62,047
Other sorts"	2	5	..	1	10	2,109	2,992	1,070	1,515	4,210
Total Non-essential	554	1,032	113	613	3,213	1,88,213	3,54,171	37,675	2,59,869	9,80,291
Other than oilseeds"	3	..	2	2	2	1,175	25	739	1,765	665
Total Seeds"	740	1,131	203	716	3,357	2,87,725	4,04,362	82,838	2,12,712	10,56,638
SPICES—										
BetelnutsCwts.	293	378	371	431	310	13,332	20,109	16,275	16,099	17,207
Cardamoms"	200	248	309	408	396	60,855	80,337	74,353	79,150	86,868
Chillies"	836	938	1,104	1,235	1,040	28,767	29,685	28,297	35,097	27,932
Ginger"	13,895	17,160	21,171	18,733	17,678	8,11,293	9,80,995	8,56,290	7,61,126	6,56,739
Pepper"	1,690	1,701	3,423	2,362	2,104	77,767	1,03,395	2,29,423	1,63,993	1,59,504
Other sorts"	14	65	101	130	104	295	3,502	3,538	5,140	3,637
Total Spices"	16,928	20,490	26,479	23,349	21,632	9,92,809	12,18,663	12,08,176	10,60,695	9,51,937
STATIONERY (excluding PAPER) Value										
	—	—	—	—	—	19,012	16,662	11,197	10,051	13,173
STONE AND MARBLE . Tons										
	2	2	5,670	139	..	250	1,012
SUGAR—										
Sugar, 16 Dutch standard and aboveTons	25	6	2	4	3	16,785	2,623	1,130	2,260	1,320
Molasses"	102	47	44	56	12	40,028	14,182	15,146	16,110	7,155
Confectionery*"	3	4	3,800	2,525	350
Total Sugar"	130	57	46	60	15	60,613	19,329	16,626	18,370	8,475
TEA, BLACKLbs.	250,899	459,068	379,315	455,506	353,883	2,40,791	3,78,109	3,27,495	3,63,713	2,61,220
TEXTILES—										
Cotton—										
WasteCwts.	157	224	111	151	91	7,370	8,439	3,330	4,360	3,655
Twist and yarnLbs.	2,853,240	2,613,990	2,768,809	3,809,150	4,443,052	32,34,395	26,85,051	32,44,106	30,52,597	36,03,781

* Shown under "Provisions and Oilman's Stores" from 1927-28.

ADEN AND DEPENDENCIES—continued

EXPORTS, THERE TO—continued

INDIAN MERCHANDISE—concluded

ARTICLES	QUANTITY					VALUE				
	1924-25	1925-26	1926-27	1927-28	1928-29	1924-25	1925-26	1926-27	1927-28	1928-29
TEXTILES—continued.						R	R	R	R	R
Cotton—continued.										
Manufactures— Handkerchiefs and shawls in the piece No.	20,170	5,130	7,483	22,920	11,081	9,780	2,900	3,875	8,760	2,500
Hosiery . . . Value	—	—	—	—	—	15,120	22,830	7,700	11,780	16,200
Piece goods—										
Grey (unbleached). Yards	1,994,608	1,656,681	2,080,210	1,321,617	2,324,208	5,82,858	4,49,587	5,14,218	3,29,695	5,74,277
White (bleached) . . .	181,624	39,840	158,638	31,595	121,120	61,628	13,278	47,767	9,230	84,469
Coloured, printed, or dyed	3,099,571	2,819,443	4,877,372	4,251,025	3,098,888	14,53,485	10,92,476	15,32,182	13,70,909	10,12,810
Total Piece goods . . .	5,825,798	4,515,914	6,616,280	5,604,237	5,543,716	20,97,916	15,49,341	20,94,167	17,09,834	16,21,556
Thread, sewing . Lbs.	16,650	15,442	13,220	12,552	10,163	24,841	22,850	17,075	22,620	19,285
Other sorts of manu- factures . . . Value	—	—	—	—	—	97,686	36,200	78,697	66,267	85,083
Total Cotton manufactures (including Twist and yarn)	—	—	—	—	—	55,29,537	43,18,072	54,45,620	49,71,768	53,48,405
Haberdaery and Millinery . .	—	—	—	—	—	5,095	16,514	17,375	57,633	1,26,470
Jute—										
Manufactures— Gunny bags . No.	282,600	482,777	516,800	287,957	423,192	1,63,925	3,15,836	2,64,910	1,32,448	2,05,618
“ cloth . Yards	42,500	141,770	82,210	114,500	128,000	13,692	40,177	17,911	31,137	30,763
Rope and twine . Cwts.	681	697	982	255	450	11,761	20,598	28,177	5,099	7,667
Other kinds . Value	—	—	—	—	—	5,312	3,984	2,110	625	..
Total Jute manufactures . .	—	—	—	—	—	1,94,690	3,79,595	3,08,108	1,69,309	2,44,048
Silk—										
Raw . . . Lbs.	6,463	7,250	6,834	9,059	3,260	30,014	28,325	26,150	41,515	9,400
Manufactures— Silk piecegoods . . Yards	3,400	800	905	5,000	800	1,290
Other sorts . . Value	—	—	—	—	—	3,050	..	5,200	2,900	20,850
Total Silk manufactures . .	—	—	—	—	—	8,050	..	5,200	3,700	22,140
TOBACCO—										
Unmanufactured . Lbs	5,794,000	4,512,923	4,867,045	6,792,078	3,485,146	20,98,947	21,90,580	23,75,081	33,81,513	34,38,658
Manufactured	15,723	17,581	5,690	17,385	18,305	10,767	3,388	5,138	10,463	9,067
Total Tobacco	5,809,723	4,530,484	4,872,736	6,809,463	3,493,451	20,79,714	21,98,968	23,80,219	33,91,976	34,47,725
ARTICLES, excluding LOCO- MOTIVES, ETC., FOR RAIL WAYS—†										
Ships, parts of (including Launches and Boats) . Value	—	—	—	—	—	4,620	8,785	2,519	3,260	..
WOOD AND TIMBER—										
Teak wood . Cubic Tons	29	32	40	61	17	7,272	3,422	11,635	19,378	4,956
Other timber*	29	—	—	—	—	3,950	—	—	—	—
Ornamental‡ . . . Value	—	—	—	—	—	3,211	—	—	—	—
Other kinds of wood and timber‡	—	—	—	—	—	—	14,149	17,357	35,841	8,831
Manufactures of wood, other than furniture and cabinet ware	—	—	—	—	—	3,499	14,230	5,609	12,054	3,492
Total Wood and Timber . . .	—	—	—	—	—	22,932	36,851	34,601	67,673	17,279
ALL OTHER ARTICLES OF MERCHANDISE	—	—	—	—	—	1,58,991	1,21,087	1,40,216	1,21,122	1,65,205
GRAND TOTAL	—	—	—	—	—	1,50,07,235	1,45,31,135	1,48,91,341	1,74,64,886	1,93,82,286

* Included in " Other kinds of woods and Timber " from 1925-26
 † Discontinued from 1925-26
 ‡ Separately recorded from 1925-26.

No. 13—continued

ADEN AND DEPENDENCIES—continued

EXPORTS THERE TO—continued

FOREIGN MERCHANDISE

ARTICLES	QUANTITY					VALUE				
	1924-25	1925-26	1926-27	1927-28	1928-29	1924-25	1925-26	1926-27	1927-28	1928-29
						R	R	R	L	R
APPAREL (including DRAPERY, UNIFORMS, ACCOUTREMENTS, BUT excluding HOSIERY, AND BOOTS AND SHOES) Value	—	—	—	—	—	21,173	25,788	21,596	26,266	12,549
ARMS, AMMUNITION AND MILITARY STORES—										
Firearms and Parts thereof "	—	—	—	—	—	158	27,784	831	165	275
CHEMICALS AND CHEMICAL PREPARATIONS (excluding CHEMICAL MANURES AND MEDICINES) . . . "	—	—	—	—	—	8,253	9,035	4,978	8,526	4,201
COAL AND COKE . . . Tons	8,824	1,220	1,700	..	950	3,88,790	25,230	36,680	...	16,950
CUTLERY . . . Value	—	—	—	—	—	9,758	9,098	1,480	340	1,400
DRUGS AND MEDICINES (excluding CHEMICALS AND NARCOTICS)—										
Asafoetida . . . Cwts.	44	45	55	62	92	3,230	3,090	3(250	2,600	5,250
Cassia lignea* . . . "	997	297	682	—	—	25,562	7,024	14,415	—	—
Other sorts . . . Value	—	—	—	—	—	5,851	904	3,121	3,052	7,765
Total Drugs and Medicines (excluding Chemicals and Narcotics) . . . "	—	—	—	—	—	34,643	11,018	20,786	6,312	13,015
DYEING AND TANNING SUBSTANCES—										
Dyes obtained from Coal Tar—										
Aniline . . . Lbs.	25,311	31,822	5,834	5,964	112	64,582	54,745	7,945	11,521	50
Othersorts . . . Value	—	—	—	—	—	12,247	11,866	18,693	19,065	8,475
Total Dyeing and Tanning substances . . . "	—	—	—	—	—	76,829	66,611	26,638	31,486	8,525
EARthenWARE AND PORCELAIN . . . "	—	—	—	—	—	3,244	5,258	1,015	7,287	4,410
FRUITS AND VEGETABLES . . . "	—	—	—	—	—	13,489	38,340	4,438	36,870	38,437
FURNITURE AND CABINETWARE . . . "	—	—	—	—	—	350	5,240	5,909	2,320	2,329
GLASS AND GLASSWARE . . . "	—	—	—	—	—	34,850	40,810	11,863	12,579	6,027
GUMS AND RESINS—										
Benjamin . . . Cwts.	98	34	29	136	302	6,066	2,530	1,917	7,600	16,122
Others . . . "	49	155	49	78	304	8,206	9,314	4,584	2,333	11,800
Total Gums and Resins . . . "	147	189	78	214	606	14,272	11,844	6,501	9,933	27,428
HARDWARE (excluding CUTLERY, AND ELECTROPLATED WARE) . . . Value	—	—	—	—	—	53,331	60,940	41,550	22,618	22,538
INSTRUMENTS, APPARATUS, AND APPLIANCES, AND PARTS THEREOF . . . "	—	—	—	—	—	4,005	10,927	16,265	5,550	1,934
Liquors . . . Gals.	2,036	1,513	2,792	67	779	14,274	10,923	7,090	342	1,395
MACHINERY AND MILLWORK . . . Value	—	—	—	—	—	7,663	10,290	10,230	36,943	21,285
MATCHES . . . Gross of boxes	—	2,600	—	250	1,500	..	6,200	..	625	3,000
METALS AND ORES—										
Brass, Bronze, and similar alloys, wrought . . . Cwts.	51	88	53	21	26	5,150	3,227	3,165	2,070	2,540
Copper . . . "	2	187	42	5	2	200	11,740	3,121	500	234
Iron or Steel . . . Tons	72	56	41	53	35	23,665	21,870	16,467	17,265	14,625
Others . . . Cwts.	288	268	153	352	420	31,223	31,511	26,335	29,948	24,371
Total Metals and ores . . . Tons	89	85	53	72	55	63,238	68,948	49,088	40,788	42,236
OILS . . . Gals.	3,262	41,805	9,240	102,361	182,498	6,514	18,632	21,347	32,621	32637
PAINTS AND PAINTERS' MATERIALS—										
Paints and Colours . . . Cwts.	149	55	66	47	43	18,040	11,544	10,132	6,739	4,972

*Shown under "Spices" from 1927-28.

ADEN AND DEPENDENCIES—concluded

EXPORTS THERE TO—concluded

FOREIGN MERCHANDISE—continued

ARTICLES	QUANTITY					VALUE				
	1924-25	1925-26	1926-27	1927-28	1928-29	1924-25	1925-26	1926-27	1927-28	1928-29
PAPER AND PAPERBOARD . Value	—	—	—	—	—	8,651	4,495	2,943	5,002	2,16
PERFUMERY (not being PERFUMED SPIRITS) . "	—	—	—	—	—	9,571	16,891	21,400	12,974	9,14
PRECIOUS STONES AND PEARLS, UNSET . "	—	—	—	—	—	36,000	..	28,081
PROVISIONS AND OILMAN'S STORES . Cwts.	205	158	33	42	427	8,991	9,424	2,182	2,450	19,991
RAILWAY PLANT AND ROLLING-STOCK (a) . Value	—	—	—	—	—	2,422	672	—	5,209	—
SEEDS . Tons	10	2	4	562	..	5,819	1,850	3,081
SPICES . Cwts.	599	862	691	645	826	45,972	44,404	10,141	18,142	18,978
STATIONERY (excluding PAPERS) . Value	—	—	—	—	—	22,155	18,603	9,548	9,927	1,473
SUGAR—										
Sugar, 16 Dutch standard and above . Tons	599	512	254	1,412	100	2,50,205	1,67,106	77,607	3,84,446	21,706
Others . "	1	1	..	4	..	800	1,550	..	400	—
Total Sugar . "	600	513	254	1,416	100	2,51,005	1,68,656	77,607	3,84,846	21,706
TEA . Lbs.	3,086	19,887	6,014	160	3,558	2,244	15,792	5,980	200	2,460
TEXTILES—										
Cotton—										
Raw . Tons	109	1,82,400
Twist and yarn . Lbs.	121,400	85,200	63,416	64,900	28,356	2,62,576	1,55,077	96,600	77,675	46,184
Manufactures—										
Hosiery . Value	—	—	—	—	—	36,252	17,374	16,658	5,465	10,910
Piecegoods—										
Grey (unbleached) . yards	5,375,409	1,806,022	958,779	1,112,352	550,132	21,37,715	6,05,198	2,50,442	3,06,561	1,88,300
White (bleached) . "	810,228	575,389	596,228	227,378	147,573	2,90,637	1,77,238	1,38,748	82,978	52,106
(coloured, printed, or dyed) . "	1,811,680	785,148	670,625	478,840	318,396	6,06,969	3,60,072	2,82,868	1,70,970	1,07,525
Fabrics of all descriptions . "	5,440	21,558	1,517	9,835	..
Total Piecegoods . "	7,497,267	3,166,554	2,231,068	1,834,918	1,011,101	30,44,311	11,42,508	6,78,570	5,70,089	2,98,021
Other sorts of manufactures . Value	—	—	—	—	—	19,508	6,215	3,430	2,888	862
Total Cotton manufactures (including Twist and yarn) . "	—	—	—	—	—	33,62,947	13,21,174	7,90,258	6,56,062	3,55,927
Haberdashery and Millinery . "	—	—	—	—	—	41,527	34,187	54,492	70,610	22,801
Silk—										
Raw . Lbs.	3,800	999	1,988	827	300	39,250	6,500	11,400	4,300	2,000
Manufactures . Value	—	—	—	—	—	9,302	10,300	2,200	3,175	9,038
Woolen manufactures . "	—	—	—	—	—	1,450	1,140	9,725	13,428	10,372
Other textiles—										
Manufactured . "	—	—	—	—	—	1,680	36,015	23,615	43,691	28,797
TOBACCO . Lbs.	20,819	10,811	6,900	2,388	2,534	39,990	19,148	29,822	3,386	7,845
VEHICLES (excluding LOCOMOTIVES, ETC., FOR RAILWAYS) . Value	—	—	—	—	—	17,250	19,852	8,832	10,267	12,396
WOOD AND TIMBER . "	—	—	—	—	—	2,808	10,370	2,847	46,721	2,495
Postal articles . "	—	—	—	—	—	213	..
ALL OTHER ARTICLES OF MERCHANDISE . "	—	—	—	—	—	47,992	31,882	18,152	29,117	7,893
GRAND TOTAL . "	—	—	—	—	—	48,21,087	22,35,840	14,33,681	16,38,434	8,27,031
GRAND TOTAL OF INDIAN AND FOREIGN MERCHANDISE . "	—	—	—	—	—	1,98,28,822	1,67,66,975	1,69,25,022	1,90,97,820	2,02,09,817

(a) Discontinued from 1928-29.

No. 13—continued

IRAQ

IMPORTS THEREFROM

ARTICLES	QUANTITY					VALUE				
	1924-25	1925-26	1926-27	1927-28	1928-29	1924-25	1925-26	1926-27	1927-28	1928-29
						R	R	R	R	R
ANIMALS, LIVING—										
Horses No.	1,016	670	562	563	644	3,08,500	2,02,000	1,62,700	1,69,700	1,91,050
Other kinds "	46	1	4	2	10	8,100	100	900	40	500
Total Animals, living "	1,062	671	566	565	654	3,11,600	2,02,100	1,63,600	1,69,740	1,91,550
APPAREL (excluding HOSIERY AND BOOTS AND SHOES) . Value										
	—	—	—	—	—	24,294	15,486	14,642	1,305	11,160
ARMS, AMMUNITION, AND MILITARY STORES—										
Firearms and parts thereof "	—	—	—	—	—	5,609	6,678	9,408	4,779	2,478
Other sorts "	—	—	—	—	—	887	1,208	807	819	448
BOOKS PRINTED AND PRINTED MATTER including MAPS AND CHARTS . Cwts.										
	11	97	1	15	13	675	11,658	155	1,150	2,911
CHEMICALS AND CHEMICAL PREPARATIONS (excluding CHEMICAL MANURES AND MEDICINES)—										
Arsenic and its oxides "	23	24	124	60	153	1,685	1,785	9,305	4,296	7,796
Other sorts of Chemicals . Value	—	—	—	—	—	1,379	7,481	1
Total Chemicals and chemical preparations (excluding chemical manures and Medicines) "	—	—	—	—	—	2,964	9,216	9,305	4,296	7,797
DRUGS AND MEDICINES (excluding CHEMICALS AND NARCOTICS) "										
	—	—	—	—	—	56,589	45,399	68,380	38,591	60,645
DYEING AND TANNING SUBSTANCES—										
Saffron Lbs.	..	480	23,930
Other sorts Value	—	—	—	—	—	61,854	20,285	1,23,557	1,06,800	72,195
Total Dyeing and Tanning substances "	—	—	—	—	—	61,854	44,215	1,23,557	1,06,800	72,195
FRUITS AND VEGETABLES—										
Fruits and vegetables: dried, salted, or preserved, not being canned or bottled—										
Almonds Tons	122	42	130	87	136	1,66,139	51,293	2,22,930	1,58,797	2,80,041
Currants and raisins "	1	1	42	3	6	400	813	11,389	877	1,301
Dates "	42,001	44,000	25,295	50,664	35,978	68,44,376	65,54,464	42,16,812	77,03,794	52,72,441
Others Value	—	—	—	—	—	9,105	15,328	15,665	10,123	2,025
Total Fruits and Vegetables "	—	—	—	—	—	70,20,520	66,21,398	44,66,796	78,73,691	65,56,896
GRAIN, PULSES, AND FLOUR—										
Barley Tons	53	..	2,606	77	32	5,910	..	4,77,697	13,260	5,123
Beans, dry "	55	44	4	31	120	9,167	20,790	677	5,521	21,224
Jowar and Bajra "	158	..	316	338	355	25,562	..	52,050	45,975	48,813
Pulse "	392	36	1,690	750	2,218	53,578	8,066	3,12,405	1,45,318	4,09,903
Wheat "	4,029	..	33	295	112	5,50,692	25	4,976	56,518	23,113
Other sorts "	7	10	1,068	116	54	769	1,170	40,698	20,151	6,420
Total Grain, Pulse, and Flour "	4,694	90	5,717	1,607	2,891	6,46,668	30,051	8,86,508	2,36,743	5,14,660
ARDWARE, excluding CUTLERY AND ELECTROPLATED WARE . Value										
	—	—	—	—	—	31,432	32,429	29,249	46,062	37,282
HIDES AND SKINS, RAW—										
Hides, raw { Tons	6	49	117	42	130	14,920	37,930	1,31,037	42,090	1,53,110
	— No.	—	—	—	—					
Skins, raw { Tons	40	140	114	151	91	30,350	1,12,003	90,766	96,902	62,491
	— No.	—	—	—	—					
Total Hides and Skins, raw { Tons	46	189	231	193	221	45,270	1,50,073	2,21,803	1,38,992	2,15,601
	— No.	—	—	—	—					
INSTRUMENTS, APPARATUS AND APPLIANCES AND PARTS THEREOF . Value										
	—	—	—	—	—	7,716	4,690	12,171	27,311	13,020

IRAQ—continued

IMPORTS THEREFROM—continued

ARTICLES	QUANTITY					VALUE				
	1924-25	1925-26	1926-27	1927-28	1928-29	R	R	R	R	R
LIQUORS, including DENA- TURED AND PERFUMED SPIRITS . . . Liquid Gals.	2,587	364	347	29	234	28,441	2,167	2,208	588	1,929
MACHINERY AND MILLWORK— Machinery, not being prime- movers or electrical machi- nery— Aerated water making machinery . . . Value	—	—	—	—	—	875	4,050	20,000	9,850	..
Other kinds . . . "	—	—	—	—	—	26,565	19,907	1,265	4,106	1,805
Total Machinery and millwork . . . "	—	—	—	—	—	27,440	23,957	21,265	13,456	1,805
MANURES . . . Tons	36	301	29	2,872	18,615	2,082
METALS AND ORES— Aluminium . . . Cwts.	238	151	173	270	200	8,950	5,540	6,139	9,841	7,361
Brass, Bronze, and similar alloys and manufactures thereof— Unwrought . . . "	100	4,803	..
Wrought . . . "	5,186	4,114	3,897	4,510	2,626	1,55,048	1,21,846	1,10,750	1,26,820	76,308
Total Brass, Bronze and similar alloys and manufactures thereof . . . "	5,186	4,114	3,897	4,700	2,626	1,55,048	1,21,846	1,10,750	1,30,623	76,308
Copper— Old, for re-manufacture . . . "	558	912	1,118	1,019	1,038	19,611	31,325	39,991	36,415	32,308
Unwrought— Tiles, ingots, cakes, bricks and slabs . . . "	..	3	..	45	100	..	1,795	..
Wrought . . . "	70	31	867	93	..	2,340	1,175	34,845	4,839	45
Total Copper . . . "	628	946	1,985	1,157	1,038	21,951	33,100	74,836	43,049	32,353
Iron or steel— Old, for re-manufacture . Tons	217	92	177	98	4	10,705	3,879	4,938	5,368	324
Rails, chairs, and fish plates, excluding those for Railways . . . "	54	5,215
Others . . . "	19	4	25	1	15	3,917	2,421	3,692	118	939
Total Iron or Steel . . . "	236	96	202	99	73	14,622	6,300	8,630	5,486	6,378
Lead— Wrought . . . Cwts.	547	958	438	258	4,307	8,121	17,338	7,489	4,524	56,113
Other sorts . . . "	93	238	1,473	350	..	1,371	4,294	24,022	3,631	..
Total Lead . . . "	640	1,246	1,911	608	4,307	9,562	21,632	31,511	8,155	56,113
Other Metals . . . Tons	36	16	13	6	4	8,980	4,777	3,365	2,232	1,076
Total Metals (excluding Ores) . . . "	604	436	613	442	486	2,19,113	1,93,106	2,36,231	1,99,436	1,79,539
PRECIOUS STONES AND PEARLS, UNSET— Pearls . . . Value	—	—	—	—	—	2,00,000	..	50
PROVISIONS AND OILMAN'S STORES (including FISH AND FRUITS AND VEGETABLES, CANNED OR BOTTLED)— Ghi . . . Cwts.	93	39	1,209	3,307	150	7,044	2,903	33,357	2,19,478	9,867
Other sorts . . . Value	—	—	—	—	—	32,104	6,350	7,702	5,798	5,578
Total Provisions and Oil- man's stores . . . Cwts.	—	—	—	—	—	39,148	9,253	91,059	2,25,276	15,445

No. 13—continued

IRAQ—continued

IMPORTS THEREFROM—concluded

ARTICLES	QUANTITY					VALUE				
	1924-25	1925-26	1926-27	1927-28	1928-29	1924-25	1925-26	1926-27	1927-28	1928-29
SEEDS—										
Oil-seeds—										
Essential . . . Tons	12	10	15	2	3	33,201	21,416	30,388	2,850	6,423
Non-essential—										
Sesamum . . . "	..	50	9	16	5	..	12,396	1,490	3,623	951
Other sorts . . . "	1	35	7	..	5	2,645	3,589	1,116	..	1,012
Other than oil seeds . . . "	1	9	..	2	..	753	14,115	66	2,744	250
Total Seeds . . . "	14	94	31	20	13	36,599	51,416	33,566	9,217	8,636
TEXTILES—										
Cotton—										
Raw . . . Tons	13	5	23	..	14	11,500	4,300	33,000	..	23,700
Manufactures—										
Piecegoods—										
White (bleached) . Yards	1,459	41,416	9,008	3,044	2,509	1,141	13,565	2,032	1,566	1,004
Coloured, printed or dyed—										
Dyed goods . . . "	1,143	16,527	37,843	4,463	6,317	1,061	11,143	10,017	2,983	9,176
Other sorts of manufactures . Value	—	—	—	—	—	540	2,562	1,459	6,485	4,517
Total Cotton manufactures (including Twist and Yarn) . . . "	—	—	—	—	—	2,761	27,270	14,108	11,030	14,607
Silk—										
Raw . . . Lbs.	435	3,594	3,150	18,592
Manufactures . . . Value	—	—	—	—	—	2,623	3,609	3,032	9,710	986
Wool—										
Raw . . . Lbs.	140,112	22,112	432,007	130,648	99,904	72,330	14,451	2,57,317	32,245	71,300
Manufactures—										
Carpets and floor-rugs . . . "	9,457	6,423	10,220	9,740	6,354	34,066	20,313	23,994	23,323	18,931
Other sorts . . . Value	—	—	—	—	—	20,315	3,052	2,394	255	1,621
Artificial silk—										
Piecegoods of cotton and artificial silk . Yards	..	27,070	..	39	2,603	..	18,511	..	49	2,209
VEHICLES, excluding LOCOMOTIVES, ETC., FOR RAILWAYS—										
Mechanically propelled vehicles (excluding railway locomotives and tractors)—										
Air Craft . . . No.	1	6,308
Motor cars (including taxicabs) . . . "	11	2	1	1	1	14,377	5,212	2,100	2,708	1,250
Motor cycles (including scooters) . . . "	8	2	2	4	2	3,447	1,250	600	1,904	455
Motor omnibuses, Motor vans and Motor lorries . . . "	1	3	2,500	1,850
Parts of mechanically propelled vehicles and accessories, other than of aircraft (excluding rubber tyres) . . . Value	—	—	—	—	—	2,765	2,141	230	1,525	3,571
Total Mechanically propelled vehicles (excluding railway locomotives and tractors) . . . "	—	—	—	—	—	23,389	10,453	2,930	5,337	11,584
Ships, parts of . . . "	—	—	—	—	—	9,750	3,000	..	12,200	11,627
POSTAL ARTICLES NOT SPECIFIED . . . Value	—	—	—	—	—	31,247	21,368	19,146	1,63,373	52,615
ALL OTHER ARTICLES OF MERCHANDISE . . . "	—	—	—	—	—	56,071	43,720	43,725	598,04	40,235
GRAND TOTAL . . . "	—	—	—	—	—	88,36,282	76,71,451	70,04,670	95,15,907	71,51,631

No. 13—continued
IRAQ—continued
EXPORTS THERE TO

INDIAN MERCHANDISE

ARTICLES	QUANTITY					VALUE				
	1924-25	1925-26	1926-27	1927-28	1928-29	1924-25	1925-26	1926-27	1927-28	1928-29
						R	R	R	R	R
APPAREL (including DRAPEERY, UNIFORMS, ACCESSORIES, but excluding HOSIERY AND BOOTS AND SHOES) . Value	—	—	—	—	—	46,018	10,525	19,422	26,560	9,185
BOOKS, PRINTED, AND PRINTED MATTER (in- cluding MAPS AND CHARTS) Cwts.	74	52	59	63	88	12,120	10,088	8,920	8,712	10,490
BOOTS AND SHOES . . . Pairs	15,187	3,169	4,189	345	20,772	39,061	18,125	17,664	1,292	1,41,904
BUILDING AND ENGINEER- ING MATERIALS, other than of IRON, STEEL, OR WOOD Value	—	—	—	—	—	298	5,611	39,117	6,055	5,828
CANDLES OF ALL KINDS . Lbs.	142,799	317,250	96,190	120,900	58,582	51,934	89,224	34,823	34,527	15,189
CHEMICALS AND CHEMICAL PREPARATIONS . . . Value	—	—	—	—	—	4,146	1,918	4,803	3,594	30,057
COAL AND COKE . . . Tons	2,439	123	..	13	17	53,417	7,428	..	553	720
COFFEE Cwts.	11,721	12,218	9,941	11,832	10,884	9,11,437	10,40,637	9,13,809	9,53,443	9,70,389
COIR, MANUFACTURED (ex- cluding ROPE) . . . Tons	84	110	172	250	172	36,425	44,172	59,680	83,689	60,693
CORDAGE AND ROPE OF VEGETABLE FIBRE (exclud- ing JUTE AND COTTON) . Cwts.	563	1,081	1,443	937	2,025	9,067	21,141	26,655	17,714	32,599
DRUGS AND MEDICINES (ex- cluding CHEMICALS AND NARCOTICS) . . . Value	—	—	—	—	—	28,484	21,358	45,915	29,395	91,704
DYING AND TANNING SUBSTANCES—										
Indigo Cwts.	809	372	411	437	109	3,02,901	1,14,311	1,21,502	1,47,286	36,174
Turmeric "	5,533	10,117	3,403	2,146	1,449	1,60,955	2,87,050	1,06,084	64,655	47,268
Other sorts "	5,018	3,224	2,509	3,020	2,431	78,379	45,738	33,162	47,033	39,677
Total Dyeing and Tanning substances "	11,360	13,713	6,323	5,603	4,089	5,37,235	4,47,099	2,60,728	2,58,974	1,23,119
EARTHENWARE AND PORCELAIN Value	—	—	—	—	—	7	..	11,278	10,405	30
FOODS BRAN AND POLLARDS (excluding oil cake) . . Tons	32	313	618	1,997	3	9,540	32,079	51,594	1,75,580	300
FRUITS AND VEGETABLES—										
Fresh fruits and vege- tables—										
Fresh Fruits—										
Coconuts No.	178,450	117,900	105,025	90,335	83,250	16,826	10,175	9,555	8,563	7,740
Others Value	—	—	—	—	—	42,068	51,293	36,773	33,057	48,527
Fresh vegetables of all kinds—										
Onions Cwts.	7,698	2,300	9,439	9,919	873	49,357	12,999	62,277	67,431	4,466
Others Value	—	—	—	—	—	1,47,139	1,69,616	1,62,848	1,36,449	55,470
Total of Fresh fruits and Vegetables "	—	—	—	—	—	2,55,390	2,44,088	2,71,453	2,50,500	1,16,208
Fruits and vegetables dried, salted or pre- served, all sorts . . . Tons	639	2,263	972	1,301	1,128	1,25,643	5,12,917	2,03,508	2,91,125	2,42,446
FURNITURE AND CABINET- WARE Value	—	—	—	—	—	20,249	10,442	27,475	37,880	3,467
GLASS AND GLASSWARE . . "	—	—	—	—	—	33,111	17,248	13,957	22,731	23,707

No. 13—continued

IRAQ—continued

EXPORTS THEREOF—continued

INDIAN MERCHANDISE—continued

ARTICLES	QUANTITY					VALUE				
	1924-25	1925-26	1926-27	1927-28	1928-29	1924-25	1925-26	1926-27	1927-28	1928-29
GRAIN, PULSE AND FLOUR—						R	R	R	R	R
Pulse—										
Gram Tons	83	54	9	34	23	6,889	8,481	1,720	5,654	4,442
Lentils "	260	169	283	190	74	65,877	39,722	67,096	42,164	17,504
Other sorts "	151	175	158	202	171	25,477	31,260	26,835	84,206	26,686
Total Pulse "	444	398	450	426	268	99,043	79,469	95,651	82,014	48,634
Rice not in the husk—										
Buffed rice "	3,461	2,200	1,942	1,427	856	6,70,054	4,37,303	4,12,147	3,06,009	1,70,430
Cleaned rice "	4,693	10,449	2,016	1,092	689	10,49,661	22,13,125	4,13,656	2,43,593	1,39,420
Other sorts "	--	--	--	--	1	55	110	60	--	204
Total Rice not in the husk "	8,054	12,649	3,958	2,519	1,546	17,19,770	26,50,538	8,25,863	5,49,607	3,10,114
Wheat "	7,767	30,636	346	--	4	15,07,817	58,00,427	69,975	--	1,060
" flour "	3,341	7,622	2,171	1,175	858	7,20,181	17,05,150	4,53,358	2,84,860	1,70,713
Other sorts "	6	41	--	4	2	1,669	5,958	80	932	690
Total Grain, Pulse and Flour "	19,612	51,246	6,927	4,124	2,678	40,48,430	1,02,50,602	14,45,117	8,67,413	5,31,211
HARDWARE AND CUTLERY, including PLATEDWARE . Value	--	--	--	--	--	37,972	41,554	21,102	38,508	44,633
HIDES AND SKINS, RAW { Tons { =No.	4	12	12	1	8	4,500	10,862	4,972	270	5,347
	--	=2,188	=400	=18	290					
INSTRUMENTS, APPARATUS, AND APPLIANCES, AND PARTS THEREOF . Value	--	--	--	--	--	100	8,704	16,350	11,975	8,120
Lac Cwts.	--	--	11	--	37	--	--	988	--	5,362
LEATHER—										
Hides, tanned or dressed—										
Buffalo hides { Tons { =No.	18	35	19	7	9	33,644	82,310	38,580	16,721	27,783
	=2,963	=6,772	=2,758	=1,341	2,590					
Cow hides { Tons { =No.	18	26	4	1	2	43,925	1,10,055	11,701	4,051	6,678
	=6,667	=18,936	=1,232	=373	1,255					
Calf skins { Tons { =No.	--	--	--	--	--	--	630	--	2,600	1,600
	--	=206	--	=800	420					
Total Hides, Tanned or Dressed { Tons { =No.	36	61	23	8	11	77,569	1,92,995	50,281	23,372	35,961
	=9,630	=25,914	=3,990	=2,514	4,265					
Skins, tanned or dressed { Tons { =No.	--	1	--	--	--	1,439	4,000	200	--	206
	=629	=1,500	=128	--	53					
Total of Hides and Skins, tanned or dressed { Tons { =No.	36	62	23	8	11	79,008	1,96,995	50,481	23,372	36,167
	=10,259	=27,414	=4,118	=2,514	4,318					
Unwrought Cwts.	1,213	1,765	1,702	1,408	1,636	1,59,533	2,93,243	2,83,968	2,45,296	3,03,427
Manufactures (excluding boots and shoes) . Value	--	--	--	--	--	19,799	1,24,339	19,042	37,724	45,194
Total Leather "	--	--	--	--	--	2,59,345	6,14,577	3,59,091	3,06,392	3,84,736
METALS AND ORES—										
Copper Cwts.	27	54	4	106	3	4,170	7,371	205	3,598	250
Iron or Steel } Tons	22	5	10	5	18	6,680	2,306	2,773	1,351	4,044
Other sorts "	9	12	19	39	33	29,920	35,700	59,861	1,18,517	1,11,162
Total Metals and Ores "	32	20	29	49	51	40,770	45,377	62,630	1,23,464	1,16,356

No. 13—continued

IRAQ—continued

EXPORTS THERE TO—continued

INDIAN MERCHANDISE—continued

ARTICLES	QUANTITY					VALUE				
	1924-25	1925-26	1926-27	1927-28	1928-29	1924-25	1925-26	1926-27	1927-28	1928-29
						R	R	R	R	R
OILS—										
Vegetable, non-essential—										
Castor . . . Gals.	2,482	3,834	75	--	90	8,632	11,351	240	..	215
Coconut . . . "	1,181	1,877	1,389	951	1,324	3,024	4,781	3,450	3,040	3,780
Mustard or rape . . "	2,493	3,789	2,393	838	219	8,491	12,555	7,020	2,671	845
Sesamum (til or jinjil) "	67	217	385	352	486	260	659	1,160	1,100	1,220
Other sorts . . . "	1,438	2,670	1,724	1,250	138	3,635	7,557	4,528	3,200	280
Total Vegetable, non-essential "	7,661	12,387	5,966	3,386	2,207	24,092	35,854	16,393	10,011	6,340
Other kinds . . . "	1,444	1,081	549	1,248	..	4,360	1,931	1,820	1,761	..
Total Oils . . . "	9,105	13,468	6,515	4,634	2,207	28,451	40,785	17,713	11,772	6,340
PERFUMERY (not being PREPARED SPIRITS) . . . Value										
	--	--	--	--	--	2,355	7,770	6,083	3,240	1,320
PROVISIONS AND OILMAN'S STORES—										
Butter . . . Cwts.	328	505	454	192	127	40,309	70,490	51,402	21,837	14,732
Ghi . . . "	7	911	1	1	167	440	88,579	100	75	12,060
Pickles, chutnies, and condiments . . . "	725	674	375	905	906	22,545	20,991	12,764	25,806	23,322
Other sorts of provisions . Value	--	--	--	--	--	52,902	48,568	29,865	27,848	56,232
Total Provisions and Oilman's stores . . . "	--	--	--	--	--	1,16,196	2,27,734	94,121	75,551	1,11,366
SEEDS—										
Oil seeds—										
Essential—										
Cumin (other than black) . . . Tons	3	3	2	1	4	3,147	2,490	2,100	1,200	2,974
Other sorts . . . "	11	7	3	4	9	4,407	5,290	1,728	1,211	3,559
Total Essential . . . "	14	10	5	5	13	7,554	7,780	3,828	2,411	6,533
Non-essential—										
Copra of coconut kernel . . . "	84	36	34	18	34	23,313	18,918	17,597	6,930	15,626
Groundnuts . . . "	21	34	35	27	76	5,337	8,405	11,559	8,210	24,005
Other sorts . . . "	4	..	2	3	4	1,120	105	652	1,541	1,035
Total Non-essential . . . "	59	70	71	48	114	29,770	27,428	29,808	16,681	40,666
Other than oilseeds . . . "	33	2	2	11	3	11,042	620	492	3,039	878
Total Seeds . . . "	206	82	78	64	130	48,366	35,828	34,123	22,131	48,077

No. 13—continued

IRAQ—continued

EXPORTS THERE TO—continued

INDIAN MERCHANDISE—continued

ARTICLES	QUANTITY					VALUE				
	1924-25	1925-26	1926-27	1927-28	1928-29	1924-25	1925-26	1926-27	1927-28	1928-29
SOAP Cwts.	6,298	4,901	5,561	7,071	14,442	1,84,028	1,42,130	1,99,810	1,08,229	3,11,105
SPICES—										
Betelnuts "	105	101	53	72	30	6,278	6,471	2,557	2,113	1,247
Cardamoms "	47	110	105	128	202	7,490	31,582	24,365	24,038	26,979
Onillies "	167	356	120	393	158	7,356	12,148	8,937	9,726	4,905
Ginger "	458	552	523	548	312	15,916	19,158	17,301	18,114	11,321
Pepper "	4,251	1,265	3,328	3,135	4,279	1,77,693	60,301	1,80,540	1,69,069	3,16,262
Other sorts "	30	..	12	27	..	675	..	192	685	..
Total Spices "	5,058	2,884	4,141	4,301	4,981	2,14,408	1,29,655	2,28,892	2,24,345	3,60,714
STATIONERY (excluding PAPER) Value	—	—	—	—	—	2,732	6,197	1,302	3,323	2,581
STONE AND MARBLE Tons	12	7	4	6	7	6,090	3,030	1,553	2,546	3,405
SUGAR—										
Sugar, 16 Dutch Standard and above "	73	37	52	43	46	50,981	20,238	30,890	23,167	24,643
Molasses (including palmyra and cane jaggery) "	1	1	3	1	8	632	320	468	420	3,501
Confectionery* "	175	270	40
Total Sugar "	74	38	55	44	54	51,788	20,828	31,398	23,587	28,144
TALLOW AND STEARINE (including GREASE AND ANIMAL FAT) Cwts.	..	227	..	4	22	..	3,235	..	149	968
TEA, BLACK Lbs.	2,357,733	3,017,997	3,764,248	2,215,651	2,114,860	23,91,597	24,19,205	29,40,468	14,72,792	13,54,454
TEXTILES—										
Cotton—										
Raw Tons	52	3	6	5,595	2,600	6,000
Waste Cwts.	1,785	875	2,620	2,345	2,333	55,964	22,111	68,499	52,716	67,044
Twist and yarn Lbs.	921,443	796,516	1,085,952	936,160	1,586,854	9,21,391	7,01,245	7,55,406	6,95,926	11,06,587
Manufactures—										
Canvas Yards	6,090	3,390	1,601	1,200	..	5,375	3,199	1,890	1,200	..
Place goods—										
Grey (unbleached) Yards	13,090,690	10,564,148	882,848	336,300	94,043	36,83,383	25,57,246	2,00,800	58,068	13,725
White (bleached) "	294,610	115,767	80,806	142,520	58,650	78,542	31,777	19,726	34,364	12,085
Coloured, printed, or dyed "	35,508,112	22,886,439	37,371,405	23,635,719	18,521,176	58,04,378	51,16,506	1,05,28,244	71,35,712	57,36,678
Total Place goods "	48,893,412	33,668,354	38,335,060	24,114,539	18,673,874	1,25,71,303	77,05,529	1,07,48,770	72,28,144	57,62,488
Thread, sewing Lbs.	13,688	20,189	8,394	8,822	9,058	21,110	15,562	13,651	13,700	11,133
Other sorts of manufactures Value	—	—	—	—	—	17,371	20,275	21,907	20,856	13,405
Total Cotton manufactures (including twist and yarn) "	—	—	—	—	—	1,35,36,450	54,45,810	1,15,41,534	79,65,016	69,58,668
Haberdashery and Millinery "	—	—	—	—	—	6,129	12,516	6,551	7,374	4,163
Jute—										
Manufactures—										
Canvas Yards	26,306	10,184	12,500	9,108	1,901	14,574	3,629	7,201	5,593	1,310
Gunny bags No.	770,400	453,300	1,019,125	1,278,260	1,127,925	4,02,334	2,67,361	5,15,540	6,06,475	6,11,666
" cloth Yards	777,800	308,951	334,000	471,241	427,160	1,77,435	74,203	87,536	1,28,615	1,21,990
Rope and twine Cwts.	533	536	1,703	900	1,003	15,700	16,691	41,446	20,707	23,462
Other kinds Value	—	—	—	—	—	5,380	3,300	..	4,580	1,645
Total Jute manufactures (including twist and yarn) "	—	—	—	—	—	6,15,423	3,66,184	6,51,743	8,55,970	7,59,073

* Shown under "Provisions and Oilman's Stores" from 1927-28.

INDIAN MERCHANDISE—concluded

ARTICLES	QUANTITY					VALUE				
	1924-25	1925-26	1926-27	1927-28	1928-29	1924-25	1925-26	1926-27	1927-28	1928-29
TEXTILES—continued										
Wool—						R	R	R	R	R
Raw Lbs.	..	9,072	8,100
Manufactures—										
Piece goods . . . Yards	29	450	..	450	90	49	4,960	..	2,500	332
Other sorts . . . Lbs.	8,461	1,052	4,757	12,306	13,104	17,217	4,437	9,732	31,468	11,938
Total Woollen manufac- tures Value	—	—	—	—	—	17,266	9,397	9,732	33,968	12,270
TOBACCO—										
Unmanufactured . . . Lbs.	1,792	1,000
Manufactured—										
Cigars "	4,339	3,688	5,231	3,300	1,497	10,327	8,228	12,509	7,153	3,185
Other sorts "	785	900	28	392	400	494	1,188	20	420	400
Total Tobacco . . . "	5,625	4,588	5,259	3,692	3,689	10,821	9,416	12,529	7,573	4,585
TOYS AND REQUISITES FOR GAMES AND SPORTS, including FISHING TACKLE (other than firearms) . . . Value										
	—	—	—	—	—	9,233	8,207	5,497	12,976	3,366
Umbrellas complete, including parasols and sun-shades No.										
	240	..	270	422	2,088	600	..	895	1,098	5,948
VEHICLES (excluding LOCOMOTIVES, ETC., FOR RAILWAYS)—										
Carriages and carts (excluding railway carriages) and parts thereof . . . "										
	—	—	—	—	—	11,600	..	2,175	1,100	750
WOOD AND TIMBER—										
Teak wood Cubic Ton	102	156	593	607	393	26,141	31,898	1,40,404	1,79,428	94,804
Other timber* . . . "	240	—	—	—	—	30,427	—	—	—	—
Firewood "	184	1,413	74	22	50	5,024	30,902	1,700	600	900
Other kinds of wood and timber† Value	—	—	—	—	—	—	40,510	92,884	92,044	58,455
Manufactures of wood other than furniture and cabinet ware . . . "	—	—	—	—	—	17,851	14,216	19,707	28,213	18,082
Total Wood and Timber . . . "	—	—	—	—	—	79,448	1,23,526	2,54,695	2,70,285	1,07,241
POSTAL ARTICLES . . . "										
	—	—	—	—	—	7,62,436	13,84,318	8,56,620	13,81,943	13,97,792
ALL OTHER ARTICLES OF MERCHANDISE.										
	—	—	—	—	—	8,80,048	7,12,415	4,66,166	3,96,650	4,36,388
GRAND TOTAL . . . "	—	—	—	—	—	2,56,46,663	2,76,47,211	2,13,58,352	1,65,60,191	1,50,29,440

FOREIGN MERCHANDISE

ARTICLES	QUANTITY					VALUE				
	1924-25	1925-26	1926-27	1927-28	1928-29	1924-25	1925-26	1926-27	1927-28	1928-29
ANIMALS LIVING—										
Horses No.	2	4	5	1	4	R	R	R	R	R
APPAREL (including DRA- PERY, UNIFORMS ACCOUTRE- MENTS, BUT excluding HORSEY AND BOOTS AND SHOES) Value	—	—	—	—	—	5,500	11,500	5,000	3,000	..
ARMS, AMMUNITION, AND MILITARY STORES . . . "	—	—	—	—	—	4,93,046	5,53,509	3,61,258	2,53,857	2,37,051
BOOKS, PRINTED, AND PRINT- ED MATTER (not being STATIONERY), (including MAPS AND CHARTS . . . Cwts.	—	—	—	—	—	1,933	4,304	1,210	..	45,921
BOOTS AND SHOES . . . Pairs	6	11	25	28	16	1,365	5,026	5,657	5,282	2,182
BUILDING AND ENGINEER- ING MATERIALS, other than of IRON, STEEL, OR WOOD Value	489	1,350	741	803	1,650	2,312	7,050	4,129	1,080	3,730
CHEMICALS AND CHEMICAL PREPARATIONS (excluding CHEMICAL MANURES AND MEDICINES)—										
Acridonia and salts thereof Cwts.	300	275	151	151	12	11,995	8,830	3,876	3,937	310
Other sorts of chemicals . Value	—	—	—	—	—	40,450	39,911	78,671	51,209	18,561
Total Chemicals, etc.. "	—	—	—	—	—	52,445	48,241	77,547	55,146	18,87

* Included in "Other kinds of Wood and Timber" from 1925-26.
† Recorded separately from 1925-26;

No. 13—*continued*
 IRAQ—*continued*
 EXPORTS THERETO—*continued*

FOREIGN MERCHANDISE—*continued*

ARTICLES	QUANTITY					VALUE				
	1924-25	1925-26	1926-27	1927-28	1928-29	1924-25	1925-26	1926-27	1927-28	1928-29
						R	R	R	R	R
COAL AND COKE . . . Tons	6,103	7,754	4,071	5,183	2,897	1,65,986	1,96,871	1,09,160	1,42,000	54,878
COFFEE Cwts.	1,393	400	2,167	1,352	1,720	67,074	17,465	1,30,268	70,774	99,023
CUTLERY Value	—	—	—	—	—	51,275	11,450	10,583	8,165	11,105
DRUGS AND MEDICINES (excluding CHEMICALS AND NARCOTICS)—										
Camphor Lbs.	1,622	2,155	2,295	608	300	4,095	5,425	4,590	1,065	650
Cassia lignea* . . . Cwts.	386	131	514	—	—	7,780	3,098	11,561	—	—
Other sorts Value	—	—	—	—	—	22,896	34,113	25,517	17,958	2,625
Total Drugs and Medicines ..	—	—	—	—	—	34,771	42,636	41,668	10,023	3,275
DYEING AND TANNING SUBSTANCES—										
Cochineal Cwts.	133	—	—	24	18	14,630	—	—	4,005	4,150
Other sorts Value	—	—	—	—	—	4,667	9,991	575	647	4,885
Total Dyeing and Tanning substances	—	—	—	—	—	19,297	9,991	575	4,652	8,535
EARTHENWARE AND PORCELAIN (excluding PIPES OF EARTHENWARE) ..	—	—	—	—	—	47,735	26,885	32,100	6,930	7,010
FRUITS AND VEGETABLES	—	—	—	—	—	8,592	28,180	17,492	31,745	3,240
FURNITURE AND CABINETWARE	—	—	—	—	—	2,847	5,007	10,812	2,412	1,434
GLASS AND GLASSWARE—										
Beads and false pearls . Cwts.	116	32	41	40	18	15,131	3,630	5,253	3,700	5,686
Bottles Gross	755	1,102	741	657	1,180	4,935	3,585	3,685	2,822	2,530
Other glassware Value	—	—	—	—	—	1,43,670	1,07,509	52,830	31,410	25,064
Total Glass and Glassware	—	—	—	—	—	1,63,745	1,14,814	61,768	37,932	34,180
GUMS AND RESINS—										
Benjamin Cwts.	52	48	51	110	134	2,315	2,685	2,452	5,885	7,590
Oilbanum or frankincense ..	378	504	613	460	343	12,210	17,970	21,362	15,370	11,850
Other sorts	178	201	205	182	71	10,317	9,846	10,845	13,618	1,645
Total Gums and Resins	608	753	869	752	608	25,342	30,501	34,159	34,873	21,085
HARDWARE (excluding CUTLERY AND ELECTROPLATED WARE). Value	—	—	—	—	—	2,24,345	1,54,221	1,64,147	1,24,334	87,425
INSTRUMENTS, APPARATUS, AND APPLIANCES, AND PARTS THEREOF—										
Electrical	—	—	—	—	—	32,669	42,514	25,589	32,192	29,052
Photographic	—	—	—	—	—	5,598	2,460	1,662	200	—
Other kinds	—	—	—	—	—	29,138	14,831	15,304	4,432	4,454
Total Instruments, etc.	—	—	—	—	—	67,405	60,805	42,555	36,874	33,506

*Shown under "Spices" from 1927-28

No. 13—continued

IRAQ—continued

EXPORTS THERETO—continued

FOREIGN MERCHANDISE—continued

ARTICLES	QUANTITY					VALUE				
	1924-25	1925-26	1926-27	1927-28	1928-29	1924-25	1925-26	1926-27	1927-28	1928-29
						R	R	R	R	R
LEATHERS—										
Unwrought . . . Cwts.	39	38	9	30	30	7,754	8,010	2,000	6,558	6,585
Manufactures (excluding boots and shoes) . . Value	—	—	—	—	—	20,412	15,809	12,156	12,325	8,693
LIQUORS—										
Ale, beer, and porter . Gals.	21,024	1,172	1,149	497	286	51,317	2,947	4,085	2,015	1,101
Spirit—										
Whisky . . . "	114	134	162	24	..	2,698	4,378	2,850	408	..
Other sorts . . . "	237	762	391	6	47	4,815	3,942	2,362	92	533
Total Spirit . . . "	351	896	553	30	47	7,513	8,320	5,212	500	533
Wines—										
Sherry and other still white wines . . . "	80	42	1	42	..	1,560	873	15	892	..
Other sorts, including Vermouth and Ginger wines . . . "	734	55	14	25	1	9,543	1,228	298	877	24
Total Wines . . . "	814	97	15	67	1	11,103	2,101	313	1,769	24
Total Liquors . . . "	22,169	2,165	1,717	564	334	69,933	13,868	9,630	4,224	1,658
MACHINERY AND MILLWORK—										
Prime-movers (other than electrical) . . . Value	—	—	—	—	—	2,525	..	14,893	4,977	5,250
Other sorts . . . "	—	—	—	—	—	62,432	29,104	31,422	28,251	20,427
Total Machinery and Millwork "	—	—	—	—	—	64,957	29,104	46,315	33,228	25,677
MATCHES Gross of boxes										
	6,050	23,275	5,625	..	8,000	18,100	52,740	18,425	..	7,190
METALS AND ORES—										
Brass, Bronze, and similar alloys, wrought . . Cwts.	84	83	60	90	88	7,208	6,787	5,726	6,280	6,235
Copper, wrought . . . "	67	113	55	7	37	5,290	7,869	4,098	718	2,251
Iron or Steel . . . Tons	238	161	190	46	46	97,971	55,313	49,195	14,689	14,602
Tin, unwrought . . . Cwts.	22	98	438	208	14	3,400	17,875	78,600	39,110	2,090
Others Tons	17	14	27	14	16	61,856	49,683	63,732	35,488	39,602
Total Metals and Ores	319	210	245	75	69	1,75,235	1,37,997	2,06,351	96,155	64,770

No. 13—continued

IRAQ—continued

EXPORTS THERE TO—continued

FOREIGN MERCHANDISE—continued

ARTICLES	QUANTITY					VALUE				
	1924-25	1925-26	1926-27	1927-28	1928-29	1924-25	1925-26	1926-27	1927-28	1928-29
OILS—						B	B	B	B	B
Mineral Gals.	35,898	27,681	30,981	15,250	89,804	67,435	58,421	69,507	80,524	90,735
Other sorts "	839	568	961	1,808	..	3,797	1,097	2,994	4,172	..
Total Oils "	36,732	28,249	31,942	17,058	89,804	71,232	60,418	72,501	84,696	90,735
PAINTS AND COLOURS . . . Cwts.	272	194	286	198	187	7,598	7,692	10,869	8,101	4,897
PAPER AND PASTEBOARD—										
Printing paper "	172	127	20	3	132	5,831	3,187	1,238	175	2,090
Writing paper and envelopes Value	—	—	—	—	—	4,167	11,270	1,145	1,565	930
Other kinds of paper (including paper manufactures) Cwts.	580	605	04	103	267	15,472	8,033	3,503	4,422	4,194
Pasteboard, millboard, and cardboard of all kinds "	5	12	11	13	38	75	290	303	380	380
Total Paper and Pasteboard Value	—	—	—	—	—	25,545	22,780	6,184	6,462	7,594
PROVISIONS AND OILMAN'S STORES Cwts.	301	451	102	659	5,488	18,440	36,591	7,708	38,138	2,31,496
RAILWAY PLANT AND ROLLING-STOCK Value	—	—	—	—	—	8,949	..	11,638	1,840	—
RUBBER—										
Manufactures "	—	—	—	—	—	42,666	29,704	20,190	6,018	10,243
SOAP Cwts.	238	65	54	31	16	17,128	4,056	4,694	2,515	1,325
SPICES—										
Cardamoms "	..	18	..	1	7	..	5,500	..	100	1,430
Cloves "	265	383	245	312	60	14,377	14,120	9,162	15,495	3,420
Other sorts "	6	59	175	799	716	462	2,062	5,680	16,360	23,997
Total Spices "	271	410	420	1,112	783	14,839	21,662	15,842	31,955	38,747
STATIONERY (excluding PAPER) Value	—	—	—	—	—	24,589	38,990	19,111	10,145	7,560
STONE AND MARBLE . . . Tons	14	10	6	11	10	14,380	7,965	5,409	6,018	7,105
SUGAR—										
Sugar, 16 Dutch standard and above "	8,581	2,157	1,612	1,999	560	17,84,104	5,98,506	4,30,046	5,62,210	1,27,997
Confectionery* "	—	..	50	1,784	1,609	—	—
TEA, BLACK Lbs	25,798	36,050	24,639	1,612	1,299	20,709	28,528	18,018	2,498	970

*Shown under Provisions and Oilman's Stores from 1927-28.

FOREIGN MERCHANDISE—concluded

ARTICLES	QUANTITY					VALUE				
	1924-25	1925-26	1926-27	1927-28	1928-29	1924-25	1925-26	1926-27	1927-28	1928-29
TEXTILES—						R	R	R	R	R
Cotton—										
Twist and yarn . . . Lbs.	28,900	38,700	48,700	39,300	9,900	52,922	68,231	87,907	50,985	19,130
Manufactures—										
Handkerchiefs and shawls in the piece . . . No.	2,400	1,200	31,201	3,350	1,400	75,619
Hosiery . . . Value	—	—	—	—	—	44,208	16,687	34,570	11,068	1,376
Piece goods—										
Grey (unbleached) . . . Yards	6,897,903	5,329,051	2,891,565	5,685,923	2,410,177	25,04,659	18,95,002	8,30,182	16,56,492	6,42,540
White (bleached) . . . "	95,670	112,916	171,025	52,788	113,430	41,729	46,032	31,376	22,520	45,170
Coloured, printed, or dyed . . . "	1,420,181	270,721	124,098	122,401	544,000	4,51,270	92,016	52,579	47,887	1,67,464
Fents of all descriptions . . . "	500	..	9,379	100	..	4,200
Total Piece goods . . . "	7,914,254	5,712,688	3,196,062	5,861,202	3,067,607	29,97,758	20,33,050	10,18,337	17,26,999	8,55,174
Thread, sewing . . . Lbs.	1,165	1,410	1,236	1,725	221	2,141	3,107	4,022	4,326	649
Other sorts of manufactures . . . Value	—	—	—	—	—	8,596	9,080	7,064	2,505	240
Total Cotton manufactures (including twist and yarn) . . . "	—	—	—	—	—	31,08,975	21,31,505	12,27,519	18,05,333	8,70,559
Haberdashery and Millinery . . . "	—	—	—	—	—	32,445	61,173	43,231	41,313	38,744
Silk—										
Raw . . . Lbs.	5,653	2,451	7,604	8,435	2,651	50,230	20,345	53,550	53,340	18,965
Manufactures—										
Silk yarn, nolls and warps . . . "	536	667	..	1,800	1,000	3,000	6,050	..	3,150	1,980
Goods of silk mixed with other materials . . . Yards	1,435	..	2,070	2,320	..	1,317
Piece goods . . . "	19,095	9,843	35,310	14,951	8,747	25,136	14,762	36,690	15,900	10,050
Other manufactures . . . Value	—	—	—	—	—	350
Total Silk manufactures . . . "	—	—	—	—	—	28,546	20,812	39,010	19,050	13,347
Wool—										
Manufactures—										
Piece goods . . . Yards	1,430	767	2,424	3,715	11,224	5,683	3,185	11,233	6,433	16,731
Other manufactures . . . Value	—	—	—	—	—	30,239	2,863	12,336	22,932	21,604
Total Woolen manufactures . . . "	—	—	—	—	—	35,922	6,048	23,569	29,415	38,335
Other textiles—										
Manufactures . . . "	—	—	—	—	—	9,981	5,107	6,235	20,763	12,701
TOBACCO . . . Lbs.	1,597	2,320	873	1,560	150	3,270	9,668	2,857	12,368	800
TOYS AND REQUISITES FOR GAMES AND SPORTS (including FISHING TACKLE (other than FIREARMS) . . . Value	—	—	—	—	—	7,906	3,121	7,934	5,082	5,342
VEHICLES (excluding LOCOMOTIVES, ETC., FOR RAILWAYS)—										
Carriages and carts (excluding railway carriages), and parts thereof . . . "	—	—	—	—	—	2,030	11,782	1,310	2,000	293
Other sorts . . . "	—	—	—	—	—	1,652	4,06,163	12,258	14,627	14,991
WOOD AND TIMBER . . . "	—	—	—	—	—	20,338	8,203	6,947	3,514	4,500
POSTAL ARTICLES . . . "	—	—	—	—	—	2,61,851	2,89,309	1,86,919	1,64,538	1,92,553
ALL OTHER ARTICLES OF MERCHANDISE . . . "	—	—	—	—	—	48,125	78,368	94,572	54,059	78,031
GRAND TOTAL . . . "	—	—	—	—	—	74,83,501	54,87,375	37,08,905	39,84,400	25,90,465
GRAND TOTAL OF INDIAN AND FOREIGN MERCHANDISE . . . "	—	—	—	—	—	3,31,29,154	3,31,35,086	2,50,62,237	2,04,94,591	1,76,19,905

No. 13—continued

MASKAT TERRITORY AND TRUCIAL OMAN

IMPORTS THEREFROM

ARTICLES	QUANTITY					VALUE				
	1924-25	1925-26	1926-27	1927-28	1928-29 ad	1924-25	1925-26	1926-27	1927-28	1928-29
FISH (excluding CANNED FISH)—						R	R	R	R	R
Fish, dry, unsalted . . . Cwts.	888	2,679	1,864	1,393	1,072	4,714	15,796	5,540	5,312	4,750
.. .. salted . . . "	18,904	18,073	15,405	21,366	10,312	1,63,502	2,52,092	2,17,535	3,38,979	1,80,522
Fishmaws and sharkfins . . "	3,164	2,660	1,671	2,371	3,110	30,723	25,912	18,667	20,183	24,666
Fish, wet salted (ngaps) . . "	41	98	32	500	1,100	380
Fish, other sorts . . . "	..	78	1,372
Total Fish (excluding canned fish) . . "	17,997	23,588	18,972	25,180	13,494	1,99,439	2,96,272	2,42,142	3,59,474	2,09,938
FRUITS AND VEGETABLES—										
Fresh fruits and vegetables . . Value	—	—	—	—	—	40,715	39,011	58,871	61,966	21,259
Fruits and vegetables: dried, salted, or preserved, not being canned or bottled—										
Dates . . . Tons	7,052	7,566	6,355	7,071	7,634	19,01,307	20,77,093	16,93,102	18,48,898	17,31,090
Other sorts . . . "	94	24	42	8	34	30,846	16,438	23,652	3,991	11,544
Total Fruits and Vegetables Value	—	—	—	—	—	19,72,868	21,32,542	17,80,625	19,14,855	17,03,898
GUMS AND RESINS—										
Olibanum or frankincense Cwts.	6,635	16,192	12,197	7,931	7,118	1,07,372	2,09,843	1,46,236	98,321	96,556
Other sorts . . . "	23	717	74	159	26	731	7,572	1,300	1,960	762
Total Gums and Resins . . "	6,658	16,909	12,271	8,090	7,144	1,08,103	2,17,415	1,47,536	1,00,281	97,318
HAIR AND MANUFACTURES OF HAIR—										
Hair of all kinds . . . Cwts.	239	429	733	981	661	7,840	10,410	16,040	24,433	24,557
HIDES AND SKINS, RAW—										
Hides, raw . . . { Tons	8	120	..	106	525	7,164
.. .. " . . . { =No.	=22	..	=83	=175	=1,136					
Skins, raw . . . { Tons	1	..	16	18	27	4,098	5,350	20,049	13,703	30,423
.. .. " . . . { =No.	=4,143	=4,650	=21,744	=18,353	=29,110					
Total Hides and Skins, raw . . . { Tons	1	..	16	18	35	4,213	5,350	20,245	19,228	37,587
.. .. " . . . { =No.	=4,165	=4,650	=21,832	=18,528	=30,246					
JEWELLERY (excluding IMITATION JEWELLERY AND PRECIOUS STONES AND PEARLS UNSET) ALSO PLATE OF GOLD AND SILVER . . . Value	—	—	—	—	—	2557	140	1,36,945
MANURES—										
Fish Manures . . . Tons	2,132	3,302	2,620	4,133	2,631	2,42,564	3,59,564	2,69,676	3,76,258	2,26,892
Other kinds . . . "	..	24	..	14	32	..	2,750	..	1,085	2,908
Total Manures . . . "	2,132	3,326	2,620	4,197	2,713	2,42,564	3,62,314	2,69,676	3,76,343	2,28,800
PAINTS AND PAINTERS' MATERIALS . . . Value	—	—	—	—	—	24,476	30,562	32,896	30,700	34,770
PRECIOUS STONES AND PEARLS, UNSET—										
Precious stones . . . "	—	—	—	—	—	..	10,000	..	9,000	..
Pearls . . . "	—	—	—	—	—	28,14,700	15,77,300	9,54,325	11,13,940	7,00,600
PROVISIONS AND OILMAN'S STORES (including FISH AND FRUITS AND VEGETABLES, CANNED OR BOTTLED)—										
Ghi . . . Cwts.	389	108	629	303	48	26,196	7,930	54,399	23,161	3,341
Other sorts of provisions Value	—	—	—	—	—	590	1,283	1,460	2,115	366
Total Provisions and Oilman's stores . . "	—	—	—	—	—	26,786	9,213	55,859	25,276	3,709
SHELLS AND COWRIES—										
Shells (chanks, sankhli, large ornamental shells, cowries, mother-of-pearl shells, and oyster shells) . . Cwts.	485	116	953	122	373	9,248	2,554	5,262	2,375	5,722
Others . . . Value	—	—	—	—	—	2,474	1,323	833	1,206	2,251
Total Shells and Cowries . . "	—	—	—	—	—	11,722	3,877	6,095	3,581	7,973
TEXTILES—										
Cotton—										
Raw . . . Tons	11	..	2	1	2	3,730	..	1,150	450	869
Wool—										
Raw . . . Lbs.	56,756	114,772	48,776	66,528	91,784	19,285	47,790	16,900	22,207	31,166
POSTAL ARTICLES NOT SPECIFIED . . . Value	—	—	—	—	—	5,674	6,727	3,604	4,313	4,561
ALL OTHER ARTICLES OF MERCHANDISE . . . "	—	—	—	—	—	56,190	37,605	37,773	43,613	32,356
GRAND TOTAL . . . "	—	—	—	—	—	49,97,345	47,47,552	37,30,840	40,58,789	31,78,087

No. 13—continued
 MASKAT TERRITORY AND TRUCIAL OMAN --continued
 EXPORTS THERETO

INDIAN MERCHANDISE

ARTICLES	QUANTITY					VALUE				
	1924-25	1925-26	1926-27	1927-28	1928-29	1924-25	1925-26	1926-27	1927-28	1928-29
	R	R	R	R	R	R	R	R	R	R
APPAREL (including DRAPERY, UNIFORMS, ACCOUTREMENTS, BUT excluding HOSIERY AND BOOTS AND SHOES) . Value	—	—	—	—	—	20,196	9,040	11,166	4,708	5,140
BOOKS, PRINTED, AND PRINTED MATTER (not being STATIONERY), including MAPS AND CHARTS . Cwts.	27	3	7	12	35	5,705	850	1,175	1,725	2,075
BOOTS AND SHOES . Pairs	11,612	5,58	6,484	11,108	6,618	20,915	9,161	10,101	17,854	9,415
BUILDING AND ENGINEERING MATERIALS . Value	—	—	—	—	—	19,257	7,808	3,692	4,441	5,829
CHEMICALS AND CHEMICAL PREPARATIONS (excluding CHEMICAL MANURES AND MEDICINES) . "	—	—	—	—	—	6,983	6,852	7,556	7,171	6,554
COFFEE Cwts.	300	149	51	101	13	12,215	11,790	3,681	6,978	1,350
COIL, MANUFACTURED (excluding ROPE) . Tons	51	69	38	224	79	17,332	21,859	12,164	69,161	24,902
CORDAGE AND ROPE OF VEGETABLE FIBRE (excluding JUTE AND COTTON) . Cwts.	888	2,330	1,087	4,204	3,170	14,120	51,805	19,252	62,555	51,667
DRUGS AND MEDICINES (excluding CHEMICALS AND NARCOTICS) . Value	—	—	—	—	—	6,297	9,837	5,823	9,359	4,949
DYEING AND TANNING SUBSTANCES—										
Indigo Cwts.	2	5	3	2	..	1,120	1,300	580	300	..
Turmeric "	1,742	1,683	1,235	1,280	1,200	71,939	69,232	41,910	36,711	35,763
Other sorts "	15	5	1	..	10	300	135	12	..	135
Total Dyeing and Tanning substances "	1,759	1,693	1,239	1,282	1,210	73,359	70,667	42,502	37,041	35,945
FODDER, BRAN AND POLLARDS (excluding oilcake) Tons	1,155	402	275	554	431	1,12,410	39,814	27,490	54,276	43,054
FRUITS AND VEGETABLES—										
Fresh fruits and vegetables . Value	—	—	—	—	—	17,811	19,466	9,479	8,126	11,234
Fruits and vegetables: dried, salted, or preserved, all sorts . Tons	121	316	159	520	381	23,142	30,726	34,226	1,10,107	82,244
Total Fruits and Vegetables . Value	—	—	—	—	—	40,953	50,192	43,705	1,18,233	93,478
FURNITURE AND CABINETWARE . "	—	—	—	—	—	13,158	11,629	6,614	6,402	1,398
GLASS AND GLASSWARE . "	—	—	—	—	—	5,367	3,375	3,920	1,905	4,670
GRAIN, PULSE AND FLOUR—										
Barley Tons	1,093	1,055	598	660	670	1,25,844	1,21,579	70,474	79,410	81,264
Jowar and bajra "	426	1,190	577	532	452	56,044	1,68,055	84,011	72,707	68,177
Maise "	29	13	15	13	34	3,556	2,086	1,955	1,664	2,931
Pulse—										
Gram "	230	256	159	160	91	29,261	34,300	22,508	21,975	13,026
Lentils "	38	30	31	45	17	7,406	6,997	9,039	11,127	5,182
Other sorts "	76	89	70	60	42	12,032	15,159	12,071	11,514	8,071
Total Pulse "	348	375	260	265	150	48,700	56,456	43,618	44,616	26,279
Rice not in the husk—										
Bolled rice "	14,575	21,240	19,870	27,488	16,705	26,90,133	42,43,507	40,86,081	57,66,943	33,94,905
Cleaned rice "	1,477	2,289	1,525	1,754	1,212	3,61,987	5,50,396	4,03,748	4,33,378	2,75,073
Broken cleaned rice "	98	161	81	85	82	14,090	22,806	11,368	12,206	11,749
Other sorts "	2	520	13	..
Total Rice not in the husk "	16,150	23,690	21,478	29,327	17,999	30,66,210	48,16,809	45,01,717	62,12,545	36,81,727
Rice flour and ground rice "	55	152	71	63	74	3,877	25,549	13,665	13,375	14,973
Wheat "	2,232	1,752	1,232	1,327	1,147	3,42,955	2,96,195	2,02,330	2,25,213	1,89,953
.. flour "	3,110	3,011	2,891	3,173	3,122	5,91,448	6,54,605	6,20,632	6,48,333	6,24,675
Other sorts "	3	..	5	22	101	1,105	31	1,306
Total Grain, Pulse and Flour "	23,443	31,238	26,815	35,365	23,658	42,44,706	61,42,435	55,39,507	72,97,894	46,90,347
HARDWARE AND CUTLERY, including PLATED WARE Value	—	—	—	—	—	62,252	57,069	39,066	38,890	39,122

No. 13—continued
 MASKAT TERRITORY AND TRUCIAL OMAN—continued
 EXPORTS THERETO—continued

INDIAN MERCHANDISE—continued

ARTICLES	QUANTITY					VALUE				
	1924-25	1925-26	1926-27	1927-28	1928-29	1924-25	1925-26	1926-27	1927-28	1928-29
METALS AND ORES—										
Iron or Steel—										
Anchors and cables . Tons	11	6	9	12	11	5,599	3,109	2,617	4,609	4,607
Nails, screws, rivets, and washers . "	68	52	49	64	46	38,793	23,989	21,335	27,572	18,195
Old for remanufacture . "	403	25	13,090	4,495
Other manufactures . "	27	21	30	11	10	15,263	7,382	8,598	4,309	3,195
Total Iron or steel . "	509	104	88	87	67	72,745	38,975	32,750	36,550	25,997
Manganese ore . . "	2,152	86,100
Metals, unenumerated. Cwts.	332	166	136	140	220	59,502	32,155	22,075	23,470	25,980
Total Metals and ores .Tons	2,678	112	95	94	78	2,16,347	71,130	55,425	60,020	51,977
OILS—										
Animal Gals.	195	10,828	1,790	210	10,482	2,438
Vegetable, non-essential—										
Coconut "	5,318	3,674	2,206	3,056	2,345	14,237	9,422	6,330	7,419	7,308
Groundnut "	2,790	9,842	..	2,852	3,728	5,580	18,072	..	5,334	7,126
Sesamum (til or jinjili) "	43,643	43,205	45,333	45,339	60,272	1,08,575	1,09,710	1,11,064	1,20,131	1,55,443
Other sorts "	865	1,270	571	829	760	2,060	2,892	1,450	2,174	1,792
Total Vegetable, non-essential "	52,616	57,491	48,205	52,076	67,600	1,30,462	1,40,096	1,18,894	1,35,058	1,71,668
Other kinds "	1,332	226	35	6,210	584	2,409	688	230	4,000	1,623
Total Oils "	54,143	68,545	50,030	58,286	68,184	1,33,071	1,51,216	1,21,607	1,39,058	1,73,293
PRECIOUS STONES AND PEARLS, UNSET . Value	3,000
PROVISIONS AND OILMAN'S STORES—										
Ghi Cwts.	673	4,305	1,627	182	539	59,962	3,80,184	1,25,103	14,610	37,152
Other sorts of provisions . "	1,439	875	739	757	1,023	39,816	20,066	18,093	15,458	21,026
Total Provisions and oilman's stores . Value	99,778	4,00,250	1,41,196	30,068	58,178
SEEDS—										
Oil-seeds—										
Essential—										
Coriander . . . Tons	23	16	15	3	11	9,513	6,805	7,778	4,206	4,849
Cummin (other than black) . . "	82	79	71	58	42	71,620	62,736	63,802	56,962	39,822
Othersorts "	11	4	7	4	8	4,373	2,033	3,205	4,600	5,405
Total Seeds, Essential "	121	99	93	70	61	85,506	71,624	74,785	65,888	50,076
Non-essential—										
Castor "	50	18,000
Coconut or coconut kernel . . "	20	11	10	5	11	11,060	7,839	7,671	4,372	7,852
Cotton seed "	56	19	12	35	33	7,082	2,418	1,589	4,320	3,829
Groundnuts "	29	41	19	32	26	7,439	13,061	5,745	8,587	6,248
Mustard "	500	1,76,182	40	48	7	30
Poppy "	36	..	129	85	125	11,015	..
Rape "	325	86,500
Sesamum (til or jinjili) . . "	78	18	23	6	16	30,438	4,868	9,925	2,522	3,788
Other sorts "	13	2	..	1	..	2,992	620	325	1,217	453
Total seeds, Non-essential "	1,071	91	64	115	86	3,33,842	28,931	25,428	32,040	22,202
Other than oil-seeds "	1	195	210	210	30	310
Total Seeds "	1,192	190	157	185	148	4,19,543	1,00,765	1,00,423	97,958	72,588
SPICES—										
Cardamoms Cwts.	75	68	57	48	41	16,084	16,601	14,533	12,862	10,125
Chillies "	113	151	139	314	320	3,089	4,226	4,341	11,603	8,200
Ginger "	98	191	249	116	54	4,573	9,505	11,422	5,489	2,325
Pepper "	955	450	630	412	160	43,798	23,082	41,035	27,278	14,400
Other sorts "	258	199	230	221	229	6,516	5,666	7,476	7,271	7,068
Total Spices "	1,499	1,059	1,325	1,111	804	74,760	58,980	79,807	64,593	42,128

MASKAT TERRITORY, AND TRUCIAL OMAN—continued

EXPORTS THERETO—continued

INDIAN MERCHANDISE—concluded

ARTICLES	QUANTITY					VALUE				
	1924-25	1925-26	1926-27	1927-28	1928-29	1924-25	1925-26	1926-27	1927-28	1928.
SUGAR—						R	R	R	R	R
Sugar, 16 Dutch standard and above . . . Tons	49	25	14	15	1	31,330	15,064	9,830	9,864	1,
Molasses "	5	5	2	8	2	3,546	4,009	1,176	2,924	1,
Confectionery * . . . "	5	13	8	—	—	5,595	8,102	4,906	—	—
Total Sugar . . . "	59	43	24	23	3	40,471	27,175	15,921	12,788	3,
TALLOW AND STEARINE (including GREASE AND ANIMAL FAT) . . . Cwts.	1,283	1,399	1,334	1,526	1,329	44,069	49,150	51,498	65,849	50,3
TEA, BLACK . . . Lbs.	61,001	169,958	113,672	86,857	111,688	61,475	1,47,289	1,08,985	71,592	95,1
TEXTILES—										
Cotton—										
Raw Tons	83	11	1	..	—	39,356	3,825	575	400	..
Waste Cwts.	215	392	1,069	202	927	6,100	8,498	19,795	5,704	27,8
Twist and yarn . . . Lbs.	97,642	109,656	186,695	167,824	201,718	1,24,066	1,29,818	1,79,650	1,41,432	1,79,81
Manufactures—										
Handkerchiefs and shawls in the piece . . . No.	19,690	5,170	10,650	6,193	8,020	25,495	4,002	6,840	2,268	4,42
Hosiery Value	—	—	—	—	—	8,511	100	2,320	375	1,60
Place goods—										
Grey (unbleached) Yards	359,750	469,020	297,360	107,580	143,755	1,18,113	1,17,569	71,942	35,522	65,38
White (bleached) . . . "	72,290	40,165	19,700	51,000	28,400	30,937	11,566	5,214	14,420	9,421
Coloured, printed, or dyed "	2,877,674	2,252,933	2,766,552	2,439,085	3,267,185	9,49,373	7,62,972	10,54,045	8,06,659	10,54,681
Total Place goods . . . "	3,109,714	2,763,018	2,993,612	2,597,615	3,489,340	10,98,923	8,92,147	11,31,201	8,56,601	11,29,481
Thread, sewing . . . Lbs.	6,312	11,816	5,284	5,792	5,691	7,891	14,457	8,240	8,955	8,080
Other sorts of manufactures . . . Value	—	—	—	—	—	89,351	70,576	65,424	61,108	49,795
Total Cotton manufactures, (including twist and yarn) "	—	—	—	—	—	13,54,237	11,11,100	13,93,675	10,70,739	13,73,330
Haberdashery and Millinery . . . "	—	—	—	—	—	18,431	16,755	4,855	570	4,006
Hemp (chiefly Sans), raw Cwts.	1,047	1,940	3,240	2,844	2,639	26,936	45,253	67,063	59,022	54,061
Jute—										
Manufactures—										
Gunny bags No.	29,050	38,700	69,550	63,578	105,304	16,062	49,038	36,823	24,304	50,232
„ cloth Yards	46,235	5,400	16,500	2,000	2,600	12,597	1,436	6,700	500	630
Other kinds Value	—	—	—	—	—	4,320	4,614	4,242	6,240	4,493
Total Jute manufactures . . . "	—	—	—	—	—	32,979	55,087	47,770	31,044	55,355
Silk—										
Manufactures—										
Silk piece goods . . . Yards	4,392	287	1,000	600	—	10,116	1,050	1,800	1,500	—
Other kinds Value	—	—	—	—	—	400	4,900	2,800	—	600
Total silk manufactures . . . "	—	—	—	—	—	10,516	5,950	4,600	1,500	600
Wool manufactures . . . "	—	—	—	—	—	7,661	7,050	..	200	1,650
TOBACCO Lbs.	104,062	55,665	23,918	79,324	64,677	28,453	13,726	13,609	22,255	20,900
WOOD AND TIMBER—										
Teak wood Cubic Tons	172	132	45	153	196	17,674	13,212	4,675	17,377	20,225
Other timber "	291	—	—	—	—	32,867	—	—	—	—
Other kinds of wood and timber† . . . Value	—	—	—	—	—	—	38,530	17,996	47,375	33,469
Manufactures of wood, other than furniture and cabinet ware . . . "	—	—	—	—	—	11,153	10,075	9,673	13,232	7,625
Total Wood and Timber . . . "	—	—	—	—	—	61,694	61,817	32,344	78,984	61,319
POSTAL ARTICLES . . . "	—	—	—	—	—	31,983	72,576	69,625	52,544	46,577
ALL OTHER ARTICLES OF MERCHANDISE . . . "	—	—	—	—	—	60,307	32,334	27,053	26,360	34,019
GRAND TOTAL	—	—	—	—	—	74,30,307	30,90,529	31,21,079	96,29,342	72,46,507

* Shown under "Provisions and Oilman's Stores" from 1927-28.
 † Included in "Other kinds of Wood and Timber" from 1925-26.
 †† Recorded separately from 1925-26.

No. 13—continued
 MASKAT TERRITORY AND TRUCIAL OMAN—continued
 EXPORTS THERETO—continued

FOREIGN MERCHANDISE

ARTICLES	QUANTITY					VALUE				
	1924-25	1925-26	1926-27	1927-28	1928-29	1924-25	1925-26	1926-27	1927-28	1928-29
						R	R	R	R	R
APPAREL (including DEAFERY, UNIFORMS, ACCOUTREMENTS, BUT excluding HOSIERY AND BOOTS AND SHOES) Value	—	—	—	—	—	22,195	24,213	8,499	25,393	15,992
BUILDING AND ENGINEERING MATERIALS other than OF IRON, STEEL OR WOOD "	—	—	—	—	—	4,919	2,694	12,039	3,236	504
CHEMICALS AND CHEMICAL PREPARATIONS (excluding CHEMICAL MANURES AND MEDICINES) "	—	—	—	—	—	7,304	10,651	7,493	7,493	8,432
COAL AND COKE . . . Tons	500	80	10,000	1,840	..
COFFEE Cwts.	2,736	3,659	2,958	1,478	1,419	1,18,114	1,68,430	1,47,871	74,868	78,678
CUTLERY Value	—	—	—	—	—	34,250	31,590	28,754	24,096	20,206
DRUGS AND MEDICINES (excluding CHEMICALS AND NARCOTICS) "	—	—	—	—	—	24,804	18,542	8,072	6,600	3,167
DYEING AND TANNING SUBSTANCES—										
Dyes obtained from coal tar—Aniline Lbs.	2,708	2,661	2,574	2,152	1,379	7,019	5,854	6,020	4,346	2,880
Saffron "	8,521	4,070	7,930	8,446	5,212	26,555	26,068	13,567	29,713	9,752
Other sorts Cwts.	..	230	28	8	326	..	1,125	565	50	8,888
Total of Dyeing and Tanning substances Value	—	—	—	—	—	33,574	33,032	20,142	34,109	16,520
EARTHENWARE AND PORCELAIN (including PIPES OF EARTHENWARE) "	—	—	—	—	—	42,805	21,749	8,207	11,818	13,238
FRUITS AND VEGETABLES—Fruits and Vegetables: dried, salted, or preserved Tons	27	113	2	24	12	6,075	27,001	740	5,924	3,500
GLASS AND GLASSWARE . Value	—	—	—	—	—	23,325	28,691	10,202	8,524	11,848
GUMS AND RESINS . . . Cwts.	384	407	175	318	162	10,794	15,593	5,860	9,868	8,330
HARDWARE (excluding CUTLERY AND ELECTROPLATED WARE) . Value	—	—	—	—	—	78,214	40,876	29,014	27,880	41,482
LIQUORS Gals.	2,120	1,420	415	444	618	6,506	10,599	5,092	4,782	6,088
MATCHES Gross of boxes	89,911	87,890	5,400	15,975	26,350	1,99,380	84,425	13,069	34,228	62,511
METALS AND ORES—										
Copper Cwts.	107	158	74	89	41	13,989	10,448	4,515	2,042	2,827
Iron or Steel . . . Tons	79	88	51	85	82	30,512	32,971	16,887	26,581	23,353
Lead Cwts.	220	216	240	200	349	5,250	6,080	6,020	6,078	8,885
Tin "	21	23	27	18	21	3,010	3,750	4,920	3,207	3,278
Others Tons	6	5	8	2	4	18,309	17,555	8,080	8,935	7,722
Total Metals and Ores "	107	113	71	100	108	71,020	70,804	40,972	48,843	46,560
OILS Gals.	39,024	107,453	6,938	207,078	1,948	24,279	38,829	5,366	48,440	6,985
PAINTS AND COLOURS . Cwts.	72	66	62	73	91	7,506	12,580	7,328	7,994	12,729
PAPER AND PAPERBOARD Value	—	—	—	—	—	12,588	9,357	9,970	9,801	9,543
PERFUMERY (not being PERFUMED SPIRITS) "	—	—	—	—	—	10,491	4,578	1,490	3,922	1,870
PRECIOUS STONES AND PEARLS, UNSET "	—	—	—	—	—	31,000	78,000	77,200	1,50,800	1,08,000
PROVISIONS AND OILMAN'S STORES Cwts.	745	611	502	557	1,993	22,983	28,435	22,791	18,274	31,447
SOAP "	184	181	86	163	65	5,392	4,727	1,472	4,007	1,639
SPICES "	112	73	238	359	207	7,569	6,885	9,847	10,732	6,399
SUGAR—										
Sugar, 16 Dutch standard and above Tons	2,444	1,526	1,533	2,102	1,241	9,69,969	4,58,389	4,74,825	5,68,701	2,46,572
Other sorts "	3	3	1	2,971	2,912	2,222
Total Sugar "	2,447	1,529	1,534	2,102	1,241	9,72,940	4,61,301	4,76,547	5,68,701	2,46,572
TEXTILES—										
Cotton—Twist and Yarn . . . Lbs.	126,000	98,000	54,800	62,600	48,350	1,68,892	1,11,403	56,252	50,778	55,607

MASKAT TERRITORY AND TRUCIAL OMAN.—concluded

EXPORTS THERE TO—concluded

FOREIGN MERCHANDISE—continued

ARTICLES	QUANTITY					VALUE				
	1924-25	1925-26	1926-27	1927-28	1928-29	1924-25	1925-26	1926-27	1927-28	1928-29
TEXTILES—continued						R	R	R	R	R
Cotton—continued										
Manufactures—										
Hosiery . . . Value	—	—	—	—	—	14,815	8,467	10,215	11,304	11,308
Piecegoods—										
Grey (unbleached) Yards	1,518,330	842,044	737,184	893,161	5,83,615	6,07,360	3,08,078	2,17,764	2,45,024	1,55,852
White (bleached) . . .	1,021,799	1,493,378	813,981	813,051	7,71,226	3,86,431	5,06,106	2,43,129	2,47,715	2,10,860
Coloured, printed, or dyed . . .	2,813,487	2,484,200	2,740,598	2,731,768	34,24,071	13,34,355	10,80,587	11,83,111	11,81,883	13,09,924
Fents of all descriptions . . .	500	2,500	10,560	400	605	2,790
Total Piecegoods . . .	5,354,066	4,823,622	4,291,768	4,441,380	4,789,472	23,28,546	18,59,861	16,44,014	16,76,227	16,78,936
Other sorts of manufactures . . . Value	—	—	—	—	—	6,537	6,921	322	3,181	3,935
Total Cotton manufactures (including twist and yarn) . . .	—	—	—	—	—	25,20,790	20,16,652	17,10,803	17,46,490	17,49,786
Haberdashery and millinery	—	—	—	—	—	95,713	49,431	39,690	63,906	48,644
Silk—										
Raw Lbs.	1,540	308	837	1,016	1,522	12,100	1,950	3,885	6,300	8,220
Manufactures—										
Silk yarn, nolls, and warps	6,193	7,538	9,350	8,094	8,965	55,132	61,580	81,794	61,865	59,111
Goods of Silk mixed with other materials. Yards	..	20,630	1,350	..	11,190	2,100
Piecegoods	27,411	13,072	2,887	6,050	8,474	46,246	17,491	5,170	10,100	9,120
Other sorts . . . Value	—	—	—	—	—	1,162	1,875
Total Silk manufactures . . .	—	—	—	—	—	1,02,540	92,116	86,964	71,965	70,381
Woolen manufactures . . .	—	—	—	—	—	14,002	46,529	5,238	3,751	12,945
Other textiles—										
Manufactures . . . Value	—	—	—	—	—	160	2,670	10,940
TOBACCO, MANUFACTURED Lbs.	2,072	540	733	1,233	4,435	15,286	607	3,874	5,440	2,549
WOOD AND TIMBER . . . Value	—	—	—	—	—	2,900	6,017	3,120	3,596	9,734
ALL OTHER ARTICLES OF MERCHANDISE . . .	—	—	—	—	—	35,132	34,170	26,140	25,301	30,440
GRAND TOTAL . . .	—	—	—	—	—	45,76,654	34,71,930	28,48,336	30,71,932	27,65,689
GRAND TOTAL OF INDIAN AND FOREIGN MERCHANDISE . . .	—	—	—	—	—	1,20,57,051	1,24,62,459	1,09,69,465	1,27,01,274	1,00,12,195

OTHER NATIVE STATES IN ARABIA

IMPORTS THEREFROM

ARTICLES	QUANTITY					VALUE				
	1924-25	1925-26	1926-27	1927-28	1928-29	1924-25	1925-26	1926-27	1927-28	1928-29
BUTTON OF ALL SORTS . . . Value	—	—	—	—	—	18,000
COFFEE Cwts.	60	141	176	125	..	5,320	11,796	14,660	11,646	41
DRUGS AND MEDICINES (excluding CHEMICALS AND MANCOTOS) . . . Value	—	—	—	—	—	1,993	53	11,841	2,643	1,951
FISH (excluding CANNED FISH)—										
Fish, dry, salted Cwts.	1,619	2,356	2,872	1,464	386	17,173	40,321	50,970	26,850	5,656
Flshnaws and sharkfins . . .	877	1,371	1,147	352	568	9,430	10,554	8,370	3,972	7,957
Fish, other sorts	355	31	4	1,799	217	94	..
Total Fish (excluding canned fish) . . .	2,396	4,532	4,050	1,820	954	26,603	52,874	59,557	30,916	13,613
FRUITS AND VEGETABLES—										
Fruits and vegetables: dried, salted, or preserved, not being canned or bottled—										
Leaves	418	546	807	568	593	72,512	89,532	1,79,184	1,40,926	89,244
Others	4	340	..	190	..	1,694
Total Fruits and Vegetables: dried, etc. . .	418	546	807	568	597	72,852	89,532	1,79,374	1,40,926	91,538

No. 13—continued

OTHER NATIVE STATES IN ARABIA—continued

IMPORTS THEREFROM—continued

ARTICLES	QUANTITY					VALUE				
	1924-25	1925-26	1926-27	1927-28	1928-29	1924-25	1925-26	1926-27	1927-28	1928-29
GUMS AND RESINS—						R	R	R	R	R
Olibanum or frankincense . . . Cwts.	2,868	8,126	8,182	6,985	4,092	43,269	1,04,906	97,901	93,215	59,037
Other sorts . . . "	115	40	305	548	505	1,450	1,000	7,100	9,364	12,432
Total Gums and Resins . . . "	2,971	8,266	8,487	7,533	4,597	44,718	1,05,906	1,05,001	1,02,579	71,469
HIDES AND SKINS, RAW } Tons	29	57	55	12	23	28,665	93,882	78,401	13,178	18,270
JEWELLERY (excluding IMITATION JEWELLERY AND PRECIOUS STONES AND PEARLS UNSET) ALSO PLATE OF GOLD AND SILVER . . . Value	=37,404	=107,226	=37,870	=13,264	=15,820					
METALS AND ORES . . . Tons	9	4	15	4	6	5,567	3,080	9,478	2,444	3,600
PAINTS AND PAINTERS' MATERIALS . . . Value	—	—	—	—	—	4,060	7,296	11,787	16,482	5,880
PRECIOUS STONES AND PEARLS, UNSET—										
Pearls, unset . . . "	—	—	—	—	—	2,22,000	1,78,000	9,900	6,60,000	1,500
PROVISIONS AND OILMAN'S STORES (including FISH AND FRUITS AND VEGETABLES, CANNED OR BOTTLED)—										
Ghi . . . Cwts.	34	—	336	63	—	1,518	45	24,488	4,249	28
Other sorts . . . Value	—	—	—	—	—	1,576	992	6,160	459	2,360
Total Provisions . . . "	—	—	—	—	—	3,094	1,037	30,648	4,708	2,388
TEXTILES—										
Cotton, raw . . . Tons	—	—	12	—	—	—	—	15,000	—	—
" Piecegoods . . . Yds	23,787	5,354	798	815	68,481	4,084	925	264	476	23,121
Jute Manufactures—										
Gunny bags . . . No.	—	31,650	44,350	7,500	—	—	10,072	12,830	2,480	—
Wool, raw . . . Lbs.	294,520	203,484	272,352	178,456	122,752	88,230	98,580	93,550	56,985	56,490
POSTAL ARTICLES NOT SPECIFIED . . . Value	—	—	—	—	—	337	422	628	649	548
ALL OTHER ARTICLES OF MERCHANDISE . . . "	—	—	—	—	—	24,067	22,083	51,515	42,040	49,324
GRAND TOTAL . . . "	—	—	—	—	—	5,32,490	6,76,925	7,50,548	10,88,602	3,55,770

EXPORTS THERETO

INDIAN MERCHANDISE

ARTICLES	QUANTITY					VALUE				
	1924-25	1925-26	1926-27	1927-28	1928-29	1924-25	1925-26	1926-27	1927-28	1928-29
APPAREL (including DRAPERY, UNIFORMS, AND ACCOUTREMENTS, BUT excluding HOSIERY AND BOOTS AND SHOES) . . . Value	—	—	—	—	—	2,160	3,000	12,300	21,022	7,450
BOOKS, PRINTED, AND PRINTED MATTER (NOT BEING STATIONERY) including MAPS AND CHARTS . . . Cwts.	25	48	68	123	44	3,650	3,302	10,375	12,405	5,000
BOOTS AND SHOES . . . Pairs	11,472	5,799	17,670	31,525	26,039	27,605	11,000	41,227	74,258	53,062
CHEMICALS AND CHEMICAL PREPARATIONS (excluding CHEMICAL MANURES AND MEDICINES) . . . Value	—	—	—	—	—	6,043	6,153	6,155	14,495	22,584
COFFEE . . . Cwts.	1,532	3,460	1,911	2,167	2,218	1,20,317	2,95,787	1,77,750	1,75,550	1,95,640
COIR, MANUFACTURED (excluding ROPE) . . . Tons	89	35	54	166	69	24,069	10,949	16,400	56,491	29,374
CORDAGE AND ROPE OF VEGETABLE FIBRE (excluding JUTE AND COTTON) . . . Cwts.]	3,192	1,228	1,168	2,608	1,240	52,086	21,929	20,070	48,741	18,352
DRUGS AND MEDICINES (excluding CHEMICALS AND NARCOTICS) . . . Value	—	—	—	—	—	9,793	6,319	8,145	11,420	9,991
DYEING AND TANNING SUBSTANCES—										
Turmeric . . . Cwts.	899	1,205	832	1,039	866	40,940	54,825	28,001	31,002	32,612
Other sorts . . . "	21	12	27	65	3	4,265	1,705	4,460	2,315	50
Total Dyeing and Tanning substances . . . "	920	1,217	859	1,104	869	45,205	56,530	32,461	33,317	32,662

OTHER NATIVE STATES IN ARABIA—continued

EXPORTS THERE TO—continued

INDIAN MERCHANDISE—continued

ARTICLES	QUANTITY					VALUE				
	1924-25	1925-26	1926-27	1927-28	1928-29	1924-25	1925-26	1926-27	1927-28	1928-29
						₹	₹	₹	₹	₹
FISH (excluding canned fish) Cwts.	154	3	114	106	94	9,880	120	6,250	9,230	5,233
FODDER, BRAN, AND POLLARDS (excluding OILCAKES) Tons	399	53	159	545	630	54,102	5,012	23,009	80,258	96,496
FRUITS AND VEGETABLES—										
Fresh fruits and vegetables—										
Fresh vegetables—										
Onions . Cwts.	668	681	658	635	271	2,993	5,097	5,040	3,176	2,478
Fruits and vegetables: dried, salted, or preserved, all sorts Tons	311	194	150	294	258	75,038	50,214	48,691	76,374	73,627
Other sorts . Value	—	—	—	—	—	7,722	3,436	3,592	7,550	8,935
Total Fruits and vegetables	—	—	—	—	—	85,758	58,747	52,323	87,100	85,040
FURNITURE AND CABINET-WARE										
GLASS AND GLASSWARE	—	—	—	—	—	16,471	10,897	7,185	3,182	9,944
GRAIN, PULSE AND FLOUR—										
Barley Tons	1,560	1,323	610	1,047	139	1,69,845	1,91,361	1,21,556	1,47,092	15,231
Jowar and Bajra	1,371	4,053	1,666	9,231	12,118	1,62,048	5,89,782	2,51,116	14,78,887	18,95,329
Maize	50	15	23	49	..	9,241	2,450	4,010	9,073
Pulse	578	307	493	1,065	473	1,03,069	71,315	94,431	2,43,029	93,383
Rice not in the husk—										
Boiled rice	10,046	17,159	19,559	21,825	29,065	18,01,768	34,85,380	36,04,100	44,38,234	54,74,032
Cleaned rice	798	2,553	2,302	2,997	2,247	1,86,956	5,46,480	6,69,660	6,17,122	4,39,498
Broken cleaned rice	7	176	..	196	465	3,000	33,418	..	32,216	71,888
Other sorts	1	..	1	..	2	340	55	90	60	605
Total Rice not in the husk	10,852	19,888	19,702	25,018	31,779	19,91,064	40,65,333	43,38,850	50,72,632	59,86,016
Wheat	1,782	5,306	474	1,312	2,598	3,08,058	9,79,530	96,713	2,35,769	4,68,093
.. flour	6,919	2,600	5,721	9,270	3,304	12,32,769	6,30,351	18,13,153	20,12,343	18,54,580
Other sorts	183	388	60	20,064	50	185	34,189
Total Grain, Pulse and flour	23,062	33,710	27,731	46,966	55,784	40,16,408	65,43,977	62,15,319	91,90,447	1,08,45,846
HARDWARE AND CUTLERY, (including PLATED WARE) Value										
LEATHER—	—	—	—	—	—	23,692	18,067	13,270	29,028	35,760
Hides, tanned or dressed (Tons) (No.)	4 =530	1 =50	..	1 =168	.. 75	3,000	1,000	..	2,207	670
MANURES Tons	57	20	..	10,902	3,128	..
METALS AND ORES—										
Brass, bronze and similar alloys wrought . Cwts.	263	332	294	940	576	50,191	53,140	61,340	1,39,520	₹ 106,601
Copper, wrought	114	103	71	322	272	10,123	10,465	6,190	34,210	25,740
Iron or Steel Tons	26	24	20	27	16	13,610	12,496	9,300	14,337	10,277
Others	7	6	19	68	55	35,265	23,030	2,75,082	2,17,993	1,73,618
Total Metals and Ores	52	51	57	158	113	1,09,189	99,131	1,52,462	4,06,060	3,06,231

No. 13—continued

OTHER NATIVE STATES IN ARABIA—continued

EXPORTS THERE TO—continued

INDIAN MERCHANDISE—continued

ARTICLES	QUANTITY					VALUE				
	1924-25	1925-26	1926-27	1927-28	1928-29	1924-25	1925-26	1926-27	1927-28	1928-29
OILS—						R	R	R	R	R
Vegetable, non-essential—										
Coconut . . . Gals.	2,788	1,231	2,071	3,324	4,598	7,530	4,784	6,537	11,478	16,938
Groundnut . . . "	4,038	90	900	4,769	2,727	9,210	180	4,500	10,835	9,197
Sesamum (til or jinjil) . . . "	2,824	3,885	3,047	8,860	18,301	8,052	12,647	7,295	30,535	51,644
Other sorts . . . "	186	124	149	379	398	550	490	274	969	1,446
Total Vegetable, non-essential . . . "	9,831	5,330	6,167	17,232	26,019	25,342	18,101	18,606	58,874	79,220
Other sorts . . . "	1,085	983	413	122	101	1,879	1,929	900	1,230	4,050
Total Oils . . . "	10,916	6,313	6,579	17,354	26,120	26,621	20,030	19,506	58,104	83,270
PROVISIONS AND OILMAN'S STORES . . . Value	—	—	—	—	—	19,477	9,188	9,427	22,619	27,826
SEEDS—										
Essential:										
Essenti: 1 . . . Tons	28	34	28	20	35	24,060	22,510	16,720	12,951	25,326
Non-essential—										
Groundnuts . . . "	88	17	14	49	31	14,916	5,095	3,159	10,071	11,398
Sesamum (til or jinjil) . . . "	237	489	143	886	991	1,41,982	1,66,802	56,830	3,06,205	2,04,335
Other sorts . . . "	3	2	2	21	24	2,504	2,565	2,515	7,859	12,253
Total Seeds, non-essential . . . "	278	498	164	956	1,046	1,58,502	1,71,462	62,504	3,23,135	2,18,486
Other than oilseeds . . . "	2	4	1	10	..	1,075	1,895	1,505	4,212	418
Total Seeds . . . "	308	496	198	986	1,081	1,83,637	1,95,867	64,009	3,27,347	2,18,904
SPICES—										
Cardamoms . . . Cwts.	152	113	380	471	619	39,330	30,400	83,655	1,08,799	1,46,298
Chillies . . . "	184	240	198	293	195	5,622	10,693	8,275	14,991	10,912
Ginger . . . "	2,530	1,892	2,243	3,334	2,089	1,27,509	60,823	95,269	1,19,925	89,189
Pepper . . . "	898	282	461	785	518	47,112	15,010	88,872	47,789	46,197
Other sorts . . . "	55	69	78	129	50	2,790	3,755	4,056	5,384	2,502
Total Spices . . . "	3,780	2,096	3,310	5,012	3,471	2,19,303	1,26,681	2,25,127	2,06,788	2,05,097
SUGAR—										
Sugar, 16 Dutch standard and above . . . Tons	26	12	6	30	14	20,165	11,891	3,600	16,240	11,402
Confectionery* . . . "	6	6	2	—	—	3,019	3,281	2,245	—	—
Molasses (including Pulmyra and Cane Jaggery) . . . "	323	169	20	534	18	1,24,334	62,333	15,692	1,77,040	11,013
Total Sugar . . . "	370	177	28	604	32	1,48,418	78,005	21,537	1,93,280	22,415
TALLOW AND STEARINE (including GREASE AND ANIMAL FAT) . . . Cwts.	509	308	13	473	1,058	21,271	15,753	260	31,755	46,852
TBA, BLACK . . . Lbs.	738,343	151,995	682,159	515,977	1,033,430	7,71,704	1,49,905	6,78,318	4,72,664	8,13,009

*Shown under 'Provisions and Oilman's Stores' from 1927-28.

No. 13—continued
OTHER NATIVE STATES IN ARABIA—continued
EXPORTS THERE TO—continued

INDIAN MERCHANDISE—concluded

ARTICLES	QUANTITY					VALUE				
	1924-25	1925-26	1926-27	1927-28	1928-29	1924-25	1925-26	1926-27	1927-28	1928-29
TEXTILES—						R	R	R	R	R
Cotton—										
Raw Tons	15	1	7,980	1,290	..	60	..
Waste Cwts.	..	88	245	289	827	..	2,075	3,675	2,500	5,760
Twist and Yarn . . Lbs.	105,134	72,376	92,894	90,812	80,190	1,28,485	70,242	99,027	82,150	68,284
Manufactures—										
Handkerchiefs and Dhaws in the piece . No.	17,410	1,520	25,750	39,260	14,740	9,370	2,500	19,050	24,430	9,500
Piece goods—										
Grey (unbleached) . Yards	220,131	373,098	309,740	178,405	230,880	68,551	1,12,438	1,26,589	61,700	68,450
White (bleached) . "	3,100	8,175	9,500	12,000	38,380	2,100	2,244	5,200	8,000	13,600
Coloured, printed, or dyed "	3,210,647	1,843,800	4,217,294	3,295,306	3,883,903	12,46,700	6,62,677	17,06,070	12,59,257	18,48,518
Total Piece goods . "	3,433,878	2,925,072	4,536,534	3,485,711	4,153,663	13,12,411	7,77,359	18,37,859	13,28,957	14,30,568
Thread, sewing . . Lbs.	10,674	6,229	9,935	29,313	14,410	22,192	11,580	20,155	41,867	21,566
Other sorts of manu- factures Value	—	—	—	—	—	50,131	31,480	95,960	2,69,438	1,99,351
Total Cotton manufac- tures (including Twist and Yarn) "	—	—	—	—	—	15,22,539	8,93,161	20,72,051	17,46,842	17,29,268
Haberdashery and mill- inery "	—	—	—	—	—	16,929	5,615	33,800	20,635	25,655
Hemp, raw Cwts.	413	1,015	1,152	1,133	899	4,350	21,923	21,840	17,960	17,240
Jute manufactures (includ- ing twist and yarn) . Value	—	—	—	—	—	10,015	4,360	5,445	10,455	4,805
TOBACCO—										
Unmanufactured . . Lbs.	36,215	..	5,130	75,376	336	12,200	..	1,890	37,300	205
Manufactured . . . "	30,211	16,210	20,669	33,665	32,936	7,424	2,549	4,450	7,100	6,662
Total Tobacco . . "	66,426	16,210	25,849	109,041	33,272	19,624	2,549	5,840	44,400	6,867
VEHICLES (excluding LOCO- MOTIVES, ETC., FOR RAIL- WAYS)—										
Ships, parts of (including launches and boats) . Value	—	—	—	—	—	11,980	14,862	2,670	11,310	80
WOOD AND TIMBER—										
Teak wood . . Cable Tons	256	60	45	33	47	30,738	5,260	4,374	9,939	7,755
Other timber* . . . "	399	—	—	—	—	26,944	—	—	—	—
Firewood Tons	2,108	1,849	524	950	1,211	40,862	40,104	12,702	20,444	24,563
Other kinds of Wood and Timber † Value	—	—	—	—	—	..	14,771	10,370	26,671	8,035
Manufactures of wood (other than furniture) and cabinetware . .	—	—	—	—	—	7,854	3,220	2,285	6,924	7,293
Total Wood and Timber . "	—	—	—	—	—	1,06,398	63,855	29,681	63,978	48,249
POSTAL ARTICLES . . "	—	—	—	—	—	1,077	756	4,840	3,061	921
ALL OTHER ARTICLES OF MERCHANDISE . . . "	—	—	—	—	—	48,797	50,717	42,977	75,200	40,797
GRAND TOTAL . . . "	—	—	—	—	—	77,96,605	86,12,662	99,61,620	1,36,84,277	1,47,78,133

FOREIGN MERCHANDISE

ARTICLES	QUANTITY					VALUE				
	1924-25	1925-26	1926-27	1927-28	1928-29	1924-25	1925-26	1926-27	1927-28	1928-29
APPAREL (including DRAPEERY, UNIFORMS, ACCOUTREMENTS, BUT excluding HOSIERY AND BOOTS AND SHOES) Value	—	—	—	—	—	64,996	90,598	1,24,949	76,630	1,08,659
BUILDING AND ENGINEER- ING MATERIALS OTHER THAN OF IRON, STEEL OR WOOD "	—	—	—	—	—	7,391	6,724*	3,110	1,973	856

* Included in "Other kinds of Wood and Timber" from 1925-26.
† Recorded separately from 1925-26.

No. 13—continued

OTHER NATIVE STATES IN ARABIA—continued
EXPORTS THERETO—continued

FOREIGN MERCHANDISE—continued

ARTICLES	QUANTITY					VALUE				
	1924-25	1925-26	1926-27	1927-28	1928-29	1924-25	1925-26	1926-27	1927-28	1928-29
CHEMICALS AND CHEMICAL PREPARATIONS (excluding CHEMICAL MANURES AND MEDICINES) . . . Value	—	—	—	—	—	9,021	10,097	7,443	15,239	12,784
Clocks and watches and parts thereof . . . "	—	—	—	—	—	—	505	105	1,311	14,309
COAL AND COKE . . . Tons	3,426	4,045	7,013	14,230	8,522	84,706	95,580	1,70,205	2,06,425	1,82,511
COFFEE . . . Cwts.	198	54	118	169	284	9,850	2,535	6,080	8,000	15,029
CUTLERY . . . Value	—	—	—	—	—	16,332	13,300	9,277	24,585	36,911
DRUGS AND MEDICINES (excluding CHEMICALS AND NARCOTICS) . . . "	—	—	—	—	—	8,374	4,047	8,268	6,887	4,461
DYING AND TANNING SUBSTANCES—										
Aniline . . . Lbs.	2,774	9,374	6,614	2,342	3,195	8,153	21,520	24,106	4,470	5,846
Other sorts . . . Value	—	—	—	—	—	13,105	2,490	3,278	9,970	8,415
Total Dyeing and Tanning substances . . . "	—	—	—	—	—	21,348	24,010	27,384	14,440	14,261
EARTHENWARE AND PORCELAIN (including PIPES OF EARTHENWARE) . . . "	—	—	—	—	—	29,223	23,118	14,739	16,306	15,700
FRUITS AND VEGETABLES . . . "	—	—	—	—	—	68,255	7,799	35,036	3,797	5,577
Glass and Glassware . . . "	—	—	—	—	—	44,833	32,153	35,639	27,466	43,465
GUMS AND RESINS . . . Cwts.	229	120	129	233	231	6,323	4,020	3,460	8,147	6,536
HARDWARE (excluding CUTLERY AND ELECTRO-PLATED WARE) . . . Value	—	—	—	—	—	82,646	40,693	44,290	48,663	51,433
MATCHES . . . Gross of boxes	20,250	22,550	5,000	12,200	19,950	47,300	46,684	11,062	25,168	24,540
MATS AND MATTING . . . Sq. Yards	1,470	2,850	2,200	7,260	8,310	2,140	1,950	2,820	7,185	6,076
METALS AND ORES—										
Copper . . . Cwts.	244	38	147	267	114	17,457	2,390	8,794	15,305	6,850
Iron or Steel . . . Tons	108	69	30	64	59	42,060	30,166	12,123	23,032	22,458
Tin . . . Cwts.	2	12	15	43	7	320	2,125	3,130	9,300	1,453
Others . . . Tons	6	2	2	5	4	15,590	9,315	4,290	11,870	8,051
Total Metals and Ores . . . "	125	74	40	85	63	75,427	43,496	28,392	69,507	38,327
OILS . . . Gals.	88,527	817	292,300	775	493	27,105	611	1,07,577	2,387	1,221
PAINTS AND PAINTER'S MATERIALS . . . Cwts.	111	117	107	181	189	19,423	21,456	25,260	29,176	24,455
Paper and Pasteboard . . . Value	—	—	—	—	—	4,615	1,890	2,070	3,532	4,292
Perfumery (not being perfumed spirit) . . . "	—	—	—	—	—	1,740	500	1,175	5,060	3,925
PRECIOUS STONES AND PEARLS, UNSET . . . "	—	—	—	—	—	5,000	—	55,000	1,06,000	57,000
PROVISIONS AND OILMAN'S STORES . . . Cwts.	362	213	243	261	503	14,036	5,223	11,686	12,255	21,134
RUBBER MANUFACTURES . . . Value	—	—	—	—	—	—	100	4	14,635	1,621
SPICES—										
Cloves . . . Cwts.	180	17	155	76	87	9,574	1,250	10,539	5,005	4,514
STATIONERY (excluding paper) . . . Value	—	—	—	—	—	2,539	2,604	2,335	4,340	2,829

No. 13—continued

OTHER NATIVE STATES IN ARABIA—concluded

EXPORTS THERE TO—concluded

FOREIGN MERCHANDISE—concluded

ARTICLES	QUANTITY					VALUE				
	1924-25	1925-26	1926-27	1927-28	1928-29	1924-25	1925-26	1926-27	1927-28	1928-29
SUGAR—						R	R	R	R	R
Sugar, 16 Dutch standard and above . . . Tons	2,011	748	1,057	5,488	662	11,21,196	1,84,109	2,01,662	15,19,738	1,48,316
Sugar, 15 Dutch standard and below . . . "	2	..	8	15	..	2,300	580	3,050	1,600	..
Total Sugar . . . "	2,913	748	1,065	5,503	662	11,23,496	1,84,779	2,05,632	15,16,338	1,48,316
TEA, BLACK . . . Lbs.	7,123	980	5,343	1,470
" GREEN . . . "	6,116	6,510	4,162	3,966	2,933	6,090	7,136	6,026	4,635	3,525
Total Tea . . . "	13,244	7,490	4,162	3,966	2,933	11,433	8,606	6,026	4,635	3,525
TEXTILES—										
COTTON—										
Twist and yarn . . . "	7,600	250	1,200	3,000	700	10,620	800	1,800	4,095	1,400
Manufactures—										
Hosiery . . . Value	—	—	—	—	—	1,130	2,600	4,800	7, 0	5,405
Piece goods—										
Grey (unbleached) Yard	1,862,908	509,100	623,483	664,310	581,434	8,12,400	1,86,463	1,93,165	1,77,633	1,49,043
White (bleached) . . . "	489,926	426,160	352,996	336,469	238,525	1,82,149	1,44,562	1,06,394	95,007	63,429
Coloured, printed, or dyed . . . "	382,745	163,427	518,418	458,196	399,389	1,61,086	69,410	2,22,457	2,16,335	1,43,311
Total Piece goods . . . "	2,635,579	1,118,687	1,494,897	1,458,975	1,214,348	11,56,635	4,00,435	5,22,016	4,88,975	3,55,783
Thread, sewing . . . Lbs.	1,850	1,150	1,546	2,618	3,071	5,000	1,067	2,705	5,875	7,495
Other sorts of manufactures . . . Value	—	—	—	—	—	1,836	3,200	250	2,579	1,131
Total Cotton manufactures (including Twist and Yarn) . . . "	—	—	—	—	—	11,74,221	4,08,702	5,81,631	5,08,324	3,71,154
Haberdashery and Millinery . . . "	—	—	—	—	—	37,467	37,287	29,160	81,773	1,20,161
Silk—										
Raw . . . Lbs.	590	400	1,420	1,798	610	7,000	3,300	10,580	13,800	5,550
Manufactures—										
Silk yarn, holls, and warps . . . "	1,580	..	1,246	3,006	1,322	12,650	..	9,175	20,155	8,540
Piece goods . . . Yards	30,008	7,250	18,300	21,850	17,400	50,200	8,100	19,000	24,325	25,244
Other sorts . . . Value	—	—	—	—	—	3,500	2,500	3,180	3,536	700
Total Silk manufactures . . . "	—	—	—	—	—	66,350	10,600	31,355	48,066	34,484
Wool—										
Manufactures . . . Value	—	—	—	—	—	6,156	1,120	4,155	9,315	13,315
Other textiles—										
Manufactures . . . Value	—	—	—	—	—	1,190	600	10,650	37,693	24,050
VEHICLES, excluding LOCOMOTIVES, ETC., FOR RAILWAYS . . . Value	—	—	—	—	—	70,223	11,850	18,520	60,009	3,480
ALL OTHER ARTICLES OF MERCHANDISE . . . "	—	—	—	—	—	15,009	17,338	69,942	40,158	40,968
GRAND TOTAL . . . "	—	—	—	—	—	31,75,178	11,66,180	16,76,781	31,45,935	16,37,241
GRAND TOTAL OF INDIAN AND FOREIGN MERCHANDISE . . . "	—	—	—	—	—	1,09,61,783	99,77,792	1,16,37,351	1,63,30,212	1,63,15,364

* Shown under "Provisions and Oilman's Stores" from 1927-28.

No. 13—continued
BAHREIN ISLANDS
IMPORTS THEREFROM

ARTICLES	QUANTITY					VALUE				
	1924-25	1925-26	1926-27	1927-28	1928-29	1924-25	1925-26	1926-27	1927-28	1928-29
FRUITS AND VEGETABLES— Fruits and vegetables: dried, salted, or pre- served, not being canned or bottled—						R	R	R	R	R
Almonds Tons	1,408	21	1,455	1,151	1,166	7	17,804	22		0
Dates "	19	1,064	39	36	33	2,81,033	2,17,003	2,27,524	2,57,490	2,55,400
HIDES AND SKINS, RAW No.	15,955	19,820	49,640	26,756	26,580	18,350	15,590	20,250	27,395	23,297
JEWELLERY (excluding IMA- TATION JEWELLERY AND PRE- CIOUS STONES AND PEARLS, UNSET) ALSO PLATE OF GOLD AND SILVER Value	—	—	—	—	—	609	..	14,024	15,075	1,160
PRECIOUS STONES AND PEARLS, UNSET— Pearls "	—	—	—	—	—	81,01,500	23,00,200	20,91,000	19,86,700	16,56,200
PROVISIONS AND OILMAN'S STORES— Ghee Cwts.	—	189	369	64	91	..	14,621	29,781	5,030	9,384
SHELLS AND CONCHES— Tortoise shell (including nakhla or nakh) lbs.	2,600	17,318
TEXTILES— Jute— Manufactures— Gunny bags No.	..	37,175	55,870	20,679	11,075	..	14,063	17,386	6,248	3,555
Wool— Raw lbs.	12,780	23,630	37,864	30,060	28,214	5,850	10,050	18,140	16,700	11,570
POSTAL ARTICLES NOT SPECIFIED Value	—	—	—	—	—	2,392	1,602	8,323	2,480	2,087
ALL OTHER ARTICLES OF MERCHANDISE "	—	—	—	—	—	12,228	21,210	59,829	40,774	35,084
GRAND TOTAL "	—	—	—	—	—	83,75,909	26,11,552	25,95,474	21,57,904	20,15,314

EXPORTS THERETO

INDIAN MERCHANDISE

ARTICLES	QUANTITY					VALUE				
	1924-25	1925-26	1926-27	1927-28	1928-29	1924-25	1925-26	1926-27	1927-28	1928-29
ANIMALS, LIVING No.	62	422	22	41	..	681	5,382	160	4,050	..
APPAREL (including DRAPELRY, UNIFORMS, ACCOUTREMENTS, BUT excluding HOSIERY AND BOOTS AND SHOES) Value	—	—	—	—	—	12,882	495	2,500	6,539	2,200
BOOKS, PRINTED, AND PRINT- ED MATTER (not being STATIONERY), including MAPS AND CHARTS Cwts.	57	59	32	29	67	7,862	7,050	4,500	4,480	7,603
BOOTS AND SHOES Pairs	6,983	2,298	6,565	4,425	2,485	12,805	4,631	12,419	8,327	5,694
BUILDING AND ENGINEERING MATERIALS other than OF IRON, STEEL OR WOOD Value	—	—	—	—	—	5,600	295	37	3,000	100
CHEMICALS AND CHEMICAL PREPARATIONS (excluding CHEMICAL MANURES AND MEDICINES) Value	—	—	—	—	—	3,153	5,116	6,640	4,524	4,010
COFFEE Cwts.	10,308	12,957	11,707	10,931	12,885	8,85,179	11,08,485	10,61,058	9,01,734	11,06,927
COIR, MANUFACTURED (excluding ROPE) Tons	58	40	136	142	137	10,062	15,345	45,090	44,287	21,835
CORDAGE AND ROPE OF VEGETABLE FIBRE (ex- cluding JUTE AND COTTON) Cwts.	1,082	1,318	2,582	4,786	1,821	17,737	24,260	49,258	82,306	29,574
DRUGS AND MEDICINES (excluding CHEMICALS AND NARCOTICS) Value	—	—	—	—	—	19,975	16,532	18,417	16,974	18,935
DYEING AND TANNING SUBSTANCES— Turmeric Cwts.	1,149	799	930	818	979	55,477	38,539	34,482	24,567	35,045
Other sorts "	..	17	41	7	384	578	225	..
Total Dyeing and tan- ning substances "	1,149	816	971	825	979	55,477	38,873	35,010	24,792	35,045
ODDER, BRAN, AND POL- LARDS (excluding OIL- CARE) Tons	953	537	236	267	331	87,153	49,532	27,607	28,290	28,587
FRUITS AND VEGETABLES— Fresh vegetables of all kinds— Onions Cwts.	327	268	162	219	246	2,248	1,599	1,268	1,079	1,287
Fruits and vegetables: dried, salted, or pre- served, all sorts Tons	70	66	78	76	102	15,963	16,007	20,357	15,786	27,166
Other sorts Value	—	—	—	—	—	16,968	18,475	12,665	10,196	7,480
Total Fruits and Vege- tables "	—	—	—	—	—	35,189	35,031	34,490	27,061	35,953
FURNITURE AND CABINET- WARE "	—	—	—	—	—	6,915	12,257	2,907	9,082	5,398
POTS AND GLASSWARE "	—	—	—	—	—	9,055	4,540	2,250	5,030	8,075

GENERAL EXPORTS

(450)

INDIAN MERCHANDISE

No. 14—continued

ARTICLES, AND COUNTRIES OF FINAL DESTINATION; ALSO SHARE OF EACH PROVINCE	QUANTITY					VALUE				
	1912-13	1913-14	1914-15	1915-16	1916-17	1912-13	1913-14	1914-15	1915-16	1916-17
Mannures—concluded						£	£	£	£	£
Total Mannures—continued	Tons	Tons	Tons	Tons	Tons					
Austria-Hungary	629	695	310	3,053	3,182	1,511
Native States in Arabia other than Maskat Territory and Trucial Oman	11	28	50	23	56	94	264	288	144	528
Indo-China (including Cochin-China, Cambodia, Annam, and Tonkin)	5	20	20	23	104	104
..	378	1,809	5,775	35,682
China (exclusive of Hong- kong and Macao)	7	6	2	11	17	40	28	17	107	92
Japan	9,892	11,871	6,933	2,631	5,806	50,243	68,389	34,135	16,350	32,262
United States of America—										
Atlantic Coast	5,427	4,478	7,034	4,430	2,950	36,474	26,823	39,259	20,282	11,323
Pacific	4,834	4,880	4,369	6,168	200	24,031	27,245	22,079	27,682	854
Sandwich Islands	550	742	499	550	..	2,693	4,186	2,433	2,383	..
Other Foreign Countries	14	4	57	91	2	80
TOTAL FOREIGN COUNTRIES	86,454	85,477	47,514	19,277	33,938	429,482	436,782	245,223	92,074	96,806
Share of, Bengal	41,856	43,533	28,209	27,260	23,718	203,003	222,794	140,608	131,877	155,793
" Bombay	23,026	27,899	11,639	5,731	7,542	119,806	141,414	62,928	30,341	47,911
" Sind	37,777	25,822	18,393	12,887	10,206	188,956	135,810	96,993	62,713	53,186
" Madras	32,300	23,409	11,193	10,589	16,722	121,625	98,928	68,231	53,681	99,372
" Burma	5,079	6,710	5,268	3,711	3,465	21,653	30,926	23,025	17,166	18,662
TOTAL	139,967	127,433	74,602	60,178	61,653	646,048	629,870	377,785	295,777	374,924
Mats and Matting, except coir and rubber—(III. F)	Sq. yards	Sq. yards	Sq. yards	Sq. yards	Sq. yards					
United Kingdom	4,839	6,556	5,529	2,712	5,454	490	240	315	108	120
Maldives	15,654	1,400	13,744	14,858	6,073	318	23	226	191	98
Ceylon	299,822	528,865	523,749	457,009	432,841	983	985	726	765	815
Straits Settlements (Includ- ing Labuan)	12,200	8,842	5,570	1,956	6,700	173	180	56	36	108
Natal	16,752	9,823	4,899	15,931	11,726	361	180	114	288	212
Western Australia	3,000	33
South Australia (Including Northern Territory)	1,400	23
Victoria	2,034	..	657	..	2,484	139	..	47	..	41
New South Wales	9,930	7,230	2,688	3,460	1,254	489	346	309	53	53
Queensland	600	..	630	1,232	2,832	13	..	11	28	52
Australian Commonwealth (Total)	12,664	7,230	4,025	4,692	9,970	647	346	367	31	202
New Zealand	4,800	33,333	38,838	24,372	..	80	120	169	134
Other British Possessions	5,058	1,670	2,114	1,490	1,675	34	73	56	22	25
TOTAL BRITISH EMPIRE	368,489	568,686	592,963	538,436	498,811	3,000	2,057	1,680	1,750	1,712
TOTAL FOREIGN COUNTRIES	2,497	4,292	2,815	3,055	2,285	121	175	58	27	37
Share of, Bengal	46,486	41,302	66,171	66,462	54,977	1,053	937	1,041	717	706
" Bombay	11,035	3,662	1,378	2,117	..	887	251	108	58	..
" Sind	356	190	78	1,680	375	31	3	6	58	2
" Madras	303,114	517,433	522,114	469,976	441,794	1,954	833	738	919	971
" Burma	3,495	10,391	6,537	1,256	3,900	96	208	54	25	70
TOTAL	370,986	572,978	595,778	541,491	501,046	3,121	2,232	1,938	1,777	1,749

No. 13—continued
BAHREIN ISLANDS—continued
EXPORTS THERE TO—continued

INDIAN MERCHANDISE—concluded

ARTICLES	QUANTITY					VALUE					
	1924-25	1925-26	1926-27	1927-28	1928-29	1924-25	1925-26	1926-27	1927-28	1928-29	
SPICES—											
Cardamoms.	Cwts.	425	234	523	596	757	96,439	74,570	1,70,791	1,70,190	1,69,478
Ginger	"	301	255	353	183	223	13,542	12,049	18,142	7,209	8,988
Pepper	"	1,077	522	1,330	179	650	48,541	34,312	82,975	10,520	54,139
Other sorts	"	15	18	24	34	27	663	655	892	1,123	667
Total Spices	"	1,818	1,079	2,130	992	1,657	1,59,185	1,21,586	2,72,700	1,88,931	2,53,163
SUGAR	Tons	59	49	23	30	16	50,906	31,111	15,869	18,255	9,160
TALLOW AND STEARINE (including GHEESE AND ANIMAL FAT)	Cwts.	971	1,154	1,831	2,008	2,505	43,470	55,309	96,807	1,09,095	1,26,910
TEA, BLACK	Lbs.	309,018	465,015	768,068	409,567	1,035,985	3,43,694	3,54,496	5,66,525	3,10,902	7,29,145
TEXTILES—											
Cotton—											
Raw	Tons	75	—	4	4	1	48,093	120	4,000	2,000	800
Waste	Cwts.	8	328	698	1,921	1,965	180	9,550	15,647	26,200	26,098
Twist and yarn	Lbs.	226,196	187,376	248,012	236,504	248,800	2,05,840	1,41,876	1,70,785	1,30,131	1,35,700
Manufactures—											
Piece goods—											
Grey (unbleached)	Yards	690,690	644,943	632,040	229,490	132,700	2,70,842	2,04,181	2,34,492	71,550	23,080
White (bleached)	"	69,647	41,465	21,600	6,660	6,789	26,541	12,397	5,711	1,930	3,677
Coloured, printed, or dyed,;	"	5,818,350	3,223,571	4,380,654	4,923,632	5,305,182	19,34,965	12,96,823	20,09,998	20,38,077	18,47,749
Total Piece goods	"	6,378,637	3,911,979	4,984,294	5,159,782	5,444,671	21,62,348	15,12,406	22,50,196	21,11,557	18,84,406
Thread, sewing	Lbs.	10,156	11,754	9,550	13,520	10,350	20,450	26,393	19,950	24,550	19,541
Other sorts of manu- factures	Value	—	—	—	—	—	11,624	12,322	9,619	20,131	13,435
Total Cotton manufactures (including twist and yarn)	"	—	—	—	—	—	24,00,252	16,92,926	24,60,550	22,66,369	20,59,023
Haberdashery and Millinery	"	—	—	—	—	—	18,545	43,152	435	2,490	1,300
Jute—											
Manufactures	"	—	—	—	—	—	12,092	7,780	17,185	9,314	3,478
Silk—											
Manufactures	"	—	—	—	—	—	13,855	1,900	1,200
TOBACCO	Lbs.	22,956	33,139	14,306	40,046	13,083	5,001	9,731	4,489	12,809	6,439
Umbrellas including parasols and sunshades	No.	840	2,400	300	1,744	9,060	2,000	3,000	800	2,200	10,300
WOOD AND TIMBER—											
Timber, other than railway sleepers—											
Teakwood	Cubic Tons	134	70	70	101	187	21,012	13,698	12,975	18,591	28,369
Other timber*	"	49	—	—	—	—	8,231	—	—	—	—
Firewood	Tons	408	313	9	1	..	10,074	6,025	187	18	..
Other kinds of wood and timber†	Value	—	—	—	—	—	—	2,05	3,464	10,575	14,529
Manufactures of wood, other than furniture and cabinetware	"	—	—	—	—	—	4,513	5,040	1,533	2,333	5,401
Total Wood and Timber	"	—	—	—	—	—	43,820	27,310	18,158	31,517	48,319
CRYSTAL ARTICLES	"	—	—	—	—	—	1,49,176	1,18,974	1,23,874	1,25,004	1,61,278
ALL OTHER ARTICLES OF MERCHANDISE	"	—	—	—	—	—	1,53,508	96,546	51,972	69,657	35,692
GRAND TOTAL	"	—	—	—	—	—	91,83,379	97,26,551	37,90,184	1,13,99,067	89,04,539

* Included in "Other kinds of wood and Timber" from 1925-26;
† Separately recorded from 1925-26.

FOREIGN MERCHANDISE

ARTICLES	QUANTITY					VALUE				
	1924-25	1925-26	1926-27	1927-28	1928-29	1924-25	1925-26	1926-27	1927-28	1928-29
						R	R	R	R	R
APPAREL (including DRAPEY, UNIFORMS, ACCOUTREMENTS, BUT excluding HOSIERY AND BOOTS AND SHOES) Value	—	—	—	—	—	1,98,807	1,97,081	2,16,889	1,62,896	2,68,084
CHEMICALS AND CHEMICAL PREPARATIONS (excluding CHEMICAL MANURES AND MEDICINES) "	—	—	—	—	—	19,233	13,457	18,777	14,063	13,853
COFFEE Cwts.	707	533	681	151	292	30,645	22,888	33,926	7,043	17,127
CUTLERY Value	—	—	—	—	—	22,225	8,780	8,500	4,860	14,297
DRUGS AND MEDICINES (excluding CHEMICALS AND NARCOTICS) . . "	—	—	—	—	—	9,578	7,583	5,747	12,972	7,912
DYEING AND TANNING SUBSTANCES—										
Dyes obtained from coal tar—										
Anilins Lbs.	1,710	1,770	5,306	—	224	4,880	3,900	9,845	..	300
Saffron "	468	..	220	200	404	14,960	..	4,380	3,300	5,279
Other sorts . . . Value	—	—	—	—	—	..	200	80
Total Dyeing and Tanning substances "	—	—	—	—	—	19,840	4,100	14,225	3,300	5,609
EARTHENWARE AND PORCELAIN (including PIPES OF EARTHENWARE) . . "	—	—	—	—	—	29,089	6,016	6,738	11,749	8,258
FRUITS AND VEGETABLES . . "	—	—	—	—	—	6,383	9,822	1,205	2,600	449
GLASS AND GLASSWARE . . "	—	—	—	—	—	38,840	11,941	23,089	21,082	22,830
GUMS AND RESINS . . Cwts.	278	114	101	166	250	11,169	5,427	4,265	6,785	9,055
HARDWARE (excluding CUTLERY AND ELECTRO-PLATED WARE) . Value	—	—	—	—	—	1,01,939	41,178	35,401	38,519	60,088
INSTRUMENTS, APPARATUS, AND APPLIANCES, AND PARTS THEREOF . . "	—	—	—	—	—	753	5,560	950	3,577	1,520
MACHINERY AND MILL WORK . . "	—	—	—	—	—	2,477	300	410	23,810	18,753
MATCHES . . . Gross of boxes	8,875	8,800	375	12,500	20,950	21,125	20,863	750	26,500	49,103
METALS AND ORES—										
Copper Cwts.	310	145	124	102	87	21,035	10,126	8,075	5,695	4,920
Iron or Steel . . . Tons	93	77	46	112	125	36,289	21,077	11,863	32,790	40,170
Tin Cwts.	59	11	27	29	20	9,665	2,595	5,900	7,530	3,680
Others Tons	6	3	2	3	6	23,095	7,870	10,942	5,335	7,170
Total Metals and Ores . . "	123	86	56	122	136	89,994	41,668	36,780	51,400	55,890
OILS Gals.	2,361	3,711	5,431	8,119	10,308	8,180	10,452	12,777	16,530	15,144
PAINTS AND PAINTERS' MATERIALS—										
Paints and Colours . . Cwts.	51	47	94	91	109	5,601	4,295	9,771	6,799	6,355
PAPER AND PAPERBOARD . Value	—	—	—	—	—	6,226	5,810	6,565	8,459	6,596
PRECIOUS STONES AND PEARLS, UNSET . . "	—	—	—	—	—	3,54,000	2,26,000	1,88,700	1,70,800	3,21,500
PROVISIONS AND ULLMAN'S STORES . . . Cwts.	1,025	504	61	620	1,087	23,394	10,619	2,938	14,580	38,701
SOAP "	142	2	36	11	1	7,031	270	1,455	998	50
SPICES "	752	229	320	311	410	54,505	28,915	56,864	52,839	19,623
STATIONERY (excluding PAPER) . . Value	—	—	—	—	—	3,753	4,725	5,314	6,996	5,864

No. 13—continued

BAHREIN ISLANDS—concluded

EXPORTS THERE TO—concluded

FOREIGN MERCHANDISE—continued

ARTICLES	QUANTITY					VALUE				
	1924-25	1925-26	1926-27	1927-28	1928-29	1924-25	1925-26	1926-27	1927-28	1928-29
SUGAR—						R	R	R	R	R
Sugar, 16 Dutch standard and above . Tons	2,283	1,281	2,449	2,983	2,248	9,20,181	3,57,874	7,66,040	0,27,070	4,00,408
Confectionery* . . . "	31	..	2	—	—	31,907	800	2,800	—	—
TEXTILES—										
Cotton—										
Manufactures—										
Hosiery . . . Value	—	—	—	—	—	14,502	18,305	12,414	10,820	24,241
Piece goods—										
Grey (unbleached) Yards	2,168,300	895,792	682,570	1,899,900	467,871	8,02,214	2,42,318	2,02,872	4,03,074	1,24,150
White (bleached), Coloured, printed, or dyed . . . "	1,817,494	1,031,323	606,985	842,809	565,154	5,08,840	3,77,138	1,92,011	2,29,882	1,59,704
Fents of all descriptions . . . "	1,463,370	984,264	1,868,939	2,885,916	2,020,498	6,95,745	4,04,803	8,01,606	9,31,004	8,98,801
Total Piece goods . . . "	4,980,164	2,913,379	3,109,662	4,628,625	3,643,523	20,91,700	11,24,429	11,97,309	15,64,810	11,77,545
Other sorts of manufactures . Value	—	—	—	—	—	14,795	1,360	2,588	6,700	3,470
Total Cotton manufactures (including twist and yarn) . . . "	—	—	—	—	—	21,21,099	11,39,094	12,12,811	15,90,889	12,05,256
Haberdashery and Millinery . . . "	—	—	—	—	—	1,05,440	52,625	43,685	88,107	1,31,167
Silk—										
Raw . . . Lbs.	850	..	270	680	1,154	7,380	..	2,560	1,850	7,610
Manufactures—										
Silk yarn, nolls, and warps . . . "	2,180	410	1,532	3,016	2,250	19,940	3,356	11,550	19,775	14,866
Silk piecegoods . Yards	19,981	10,100	17,797	17,224	21,230	38,680	19,800	25,091	31,000	41,200
Other manufactures Value	—	—	—	—	—	9,550	..	280	3,500	820
Total Silk Manufactures . . . "	—	—	—	—	—	67,070	23,150	30,921	58,425	56,886
Wool, manufactures—										
Piecegoods . . . Yards	12,226	..	1,166	1,655	6,591	26,060	..	6,005	6,950	19,738
Other sorts . . . Value	—	—	—	—	—	5,576	2,500	4,055	4,858	14,120
Total Woolen manufactures . . . "	—	—	—	—	—	31,636	2,500	10,120	11,408	33,858
Other Textiles Manufactures . . . "	—	—	—	—	—	12,656	7,960	5,600	10,066	66,482
TOYS AND REQUISITES FOR GAMES AND SPORTS, including FISHING TACKLE (other than FIREARMS) Value	—	—	—	—	—	7,236	2,735	1,938	4,612	2,650
UMBRELLAS (including PARASOLS AND SUNSHADES), NO. VEHICLES (excluding LOCOMOTIVES, ETC., FOR RAILWAYS) . . . Value	1,936	360	4,920	5,100	900	8,500
WOOD AND TIMBER, ALL OTHER ARTICLES OF MERCHANDISE . . . "	—	—	—	—	—	4,509	2,860	5,003	4,234	3,286
GRAND TOTAL . . . "	—	—	—	—	—	42,15,540	22,95,761	28,10,260	34,08,427	29,40,749
GRAND TOTAL OF INDIAN AND FOREIGN MERCHANDISE . . . "	—	—	—	—	—	1,38,98,910	1,20,32,313	1,16,00,484	1,48,07,487	1,13,45,278

PERSIA

IMPORTS THEREFROM

ARTICLES	QUANTITY					VALUE				
	1924-25	1925-26	1926-27	1927-28	1928-29	1924-25	1925-26	1926-27	1927-28	1928-29
CHEMICALS AND CHEMICAL PREPARATIONS . Value	—	—	—	—	—	R	R	R	R	R
	—	—	—	—	—	1,001	12,226	33,797	4,317	45
CLOCKS AND WATCHES AND PARTS THEREOF—										
Clocks and Timepieces No.	2	1	4,908	45	71	14,515
Others . . . Value	—	—	—	—	—	—	—	5	1,645	11
Total "	—	—	—	—	—	50	1,716	14,526
DRUGS AND MEDICINES (excluding CHEMICALS AND NARCOTICS)—										
Asafetida . . . Cwts.	5,955	2,482	3,899	3,150	3,612	3,68,061	1,79,955	1,55,692	1,10,504	2,08,841
Other sorts of drugs and medicines . Value	—	—	—	—	—	75,118	51,211	33,290	38,026	59,615
Total Drugs and Medicines . . . "	—	—	—	—	—	4,43,779	2,31,166	1,89,992	1,48,530	2,67,856

*Shown under "Provisions and oilman's stores" from 1927-28.

No. 13—continued
 PERSIA—continued
 IMPORTS THEREFROM—continued

ARTICLES	QUANTITY					VALUE				
	1924-25	1925-26	1926-27	1927-28	1928-29	1924-25	1925-26	1926-27	1927-28	1928-29
Dyeing and Tanning Substances . . . Value	—	—	—	—	—	9,768	1,490	5,924	12,474	19,978
(FISH excluding CANNED FISH)—										
Fish, dry, unsalted . . . Cwts.	205	268	75	120	4,966	2,748	1,841	2,440	3,125	19,128
Fish, dry, salted . . . "	965	882	2,751	4,459	2,799	11,408	10,170	36,707	64,711	41,606
Other sorts . . . "	607	679	254	918	344	5,510	9,097	4,663	7,118	4,954
Total Fish (excluding canned fish) . . . "	1,777	1,829	3,080	5,497	8,109	19,666	21,108	43,815	74,954	65,692
FRUITS AND VEGETABLES—										
Fresh fruits and vegetables . . . Value	—	—	—	—	—	4,100	3,048	847	1,140	610
Fruits and vegetables: dried, salted, or preserved, not being canned or bottled—										
Almonds . . . Tons	1,294	1,155	850	1,225	1,172	9,75,740	10,07,583	8,62,078	13,32,458	13,10,417
Currants and raisins . . . "	620	647	1,022	695	757	2,39,438	2,19,037	3,79,156	2,01,104	2,03,305
Dates . . . "	3,915	4,581	4,731	5,010	3,248	5,97,727	7,22,267	8,30,711	9,01,848	5,46,835
Other sorts . . . "	376	214	246	253	235	4,41,931	2,53,357	2,39,009	3,26,949	3,06,920
Total Fruits and Vegetables . . . Value	—	—	—	—	—	22,48,936	22,04,292	23,11,801	27,63,499	23,68,087
GLASS AND GLASSWARE . . . "	—	—	—	—	—	2,752	36,075	8,663	989	758
Grain, Pulse and Flour—										
Pulse . . . Tons	13	..	3	7	81	1,832	..	580	1,722	17,356
GUMS AND RESINS . . . Cwts.	31,502	24,871	32,872	42,002	50,225	4,62,507	3,93,537	7,80,750	13,33,511	11,51,049
HAIR AND MANUFACTURES OF HAIR—										
Hair of all kinds . . . "	412	667	544	529	515	10,880	17,997	15,485	14,640	14,805
HARDWARE, excluding CUTLERY AND ELECTROPLATED WARE . . . Value	—	—	—	—	—	30,359	68,149	50,859	88,874	97,191
HIDES AND SKINS, RAW—										
Hides, raw . . . { Tons = No.	..	1	4	3	15	..	1,200	5,770	24,900	99,200
..	..	=380	=1,180	=2,982	=9,105
..	121	171	226	254	332	1,09,648	1,44,388	2,37,313	3,10,216	2,12,353
..	=146,239	=157,448	=238,040	=257,562	=254,432
Total Hides and Skins, raw . . . { Tons = No.	121	172	290	267	347	1,09,648	1,45,538	2,43,583	3,35,116	3,02,553
..	=146,239	=157,329	=239,220	=260,844	=263,537
MACHINERY AND MILLWORK—										
Aerated water-making Machinery . . . Value	—	—	—	—	—	14,980	2,091	141
MANURES . . . Tons	257	434	419	562	519	30,912	42,195	41,986	47,883	52,377
METALS AND ORES—										
Brass, Bronze and similar alloys and manufactures thereof . . . Cwts.	253	122	743	101	291	7,569	2,209	19,925	2,968	8,380
Copper, old for remanufacture . . . "	49	64	139	63	570	1,776	2,025	5,180	2,277	17,746
Iron or Steel . . . Tons	65	37	464	84	104	3,785	1,755	10,687	3,883	5,185
Tin . . . Cwts.	260	35,525
Others . . . Tons	1	..	1	2	29	249	330	587	645	19,138
Total Metals (excluding ores) . . . "	31	46	509	94	139	13,379	6,319	36,079	9,774	35,974
OILS—										
Mineral—										
Fuel oils . . . Gals.	77,669,978	72,097,680	66,647,878	86,179,586	81,615,966	1,50,62,389	1,45,97,449	1,31,62,837	1,72,53,047	1,58,89,866
Kerosene . . . "	9,439,320	32,061,959	41,68,347	1,62,22,625
Petroleum dangerous flashing below 76° F (excluding petrol benzine and benzol) . . . "	936	240	..	134,400	166,000	2,854	465	..	1,86,250	1,51,687
Other kinds . . . "	72,427	18,915	..	2
Total Mineral oils . . . "	77,743,336	72,097,870	66,647,878	95,753,806	113,843,925	1,50,84,068	1,45,97,914	1,31,62,839	2,16,07,644	3,17,64,173
PAINTS AND PAINTERS' MATERIALS—										
Paints and colours . . . Cwts.	15,003	10,508	524	9,489	11,005	80,604	65,437	2,325	44,015	31,302
Other kinds . . . Value	—	—	—	—	—	11,008	1,278	2,225	2,344	5,968
Total Paints and Painters' Materials . . . "	—	—	—	—	—	91,612	66,705	5,050	46,359	37,290
PERFUMERY not being PERFUMED SPIRITS	—	—	—	—	—	1,00,297	1,08,217	1,65,615	2,73,533	1,10,499
PRECIOUS STONES AND PEARLS, UNSET—										
Pearls unset . . . "	—	—	—	—	—	1,90,000	1,41,500	83,500	1,13,639	66,000

No. 13—continued

PERSIA—continued

IMPORTS THEREFROM—concluded

ARTICLES	QUANTITY					VALUE				
	1924-25	1925-26	1926-27	1927-28	1928-29	1924-25	1925-26	1926-27	1927-28	1928-29
PROVISIONS AND OILMAN'S STORES, (including FISH AND FRUITS AND VEGETABLES, CANNED OR BOTTLED—						R	R	R	R	R
Ghi . . . Cwts.	197	10	1,114	501	16	14,072	665	70,140	34,995	1,188
Other sorts . . . Value	—	—	—	—	—	2,266	830	4,426	1,466	1,578
Total Provisions and Oilman's stores . . .	—	—	—	—	—	16,939	1,495	88,566	36,461	3,006
SEEDS—										
Oilseeds—										
Essential . . . Tons	17	14	55	56	27	13,835	15,986	35,255	28,798	34,425
Non-essential—										
Linseed . . . "	44	49	22	13	93	7,961	9,052	8,754	1,912	13,388
Other sorts . . . "	97	32	35	102	307	22,490	17,181	10,344	22,514	66,929
Total Seeds . . .	158	95	112	171	427	44,256	32,219	49,353	53,224	1,14,742
STATIONERY (excluding PAPER) . . . Value	—	—	—	—	—	6,570	8,002	1,285	8,703	10,698
TEXTILES—										
Cotton, raw . . . Tons	1,484	1,132	1,136	1,067	498	18,96,794	14,84,563	11,00,360	10,26,625	5,20,187
Cotton manufactures (including twist and yarn) Value	—	—	—	—	—	5,708	13,320	5,793	4,967	9,110
Jute manufactures—										
Gunny bags . . . No.	280	75,020	25,800	71	84,875	6,900
Silk manufactures—										
Silk piece goods . . . Yards	50	59	101	20,889	50	150	140	170	20,315	82
Other sorts . . . Value	—	—	—	—	—	1,800	1,900	..	461	2,464
Total Silk manufactures . . .	—	—	—	—	—	1,950	2,040	170	20,776	2,546
Wool—										
Raw . . . Lbs.	1,713,780	2,770,817	2,268,262	2,496,437	2,862,347	11,96,274	15,49,903	9,04,586	9,68,415	8,51,323
Manufactures—										
Carpets and rugs . . . Value	34,784	66,934	99,630	107,368	71,537	1,07,051	2,00,670	2,82,273	2,62,279	1,75,942
Other sorts . . . Value	—	—	—	—	—	600	95	4,127	8,275	81
Total Woolen manufactures . . .	—	—	—	—	—	1,07,651	2,09,765	2,86,400	2,69,554	1,76,023
Piece goods of Cotton and artificial silk . . . Yards	3,582	39,884	532	7,259	21,245	341
TOBACCO—										
Unmanufactured . . . Lbs.	116,162	9	10	1,19,811	12	7
WOOD AND TIMBER . . . Value	—	—	—	—	—	7	33,295	825	3,840	20,648
POSTAL ARTICLES NOT SPECIFIED . . .	—	—	—	—	—	6,347	6,787	10,367	11,928	9,081
ALL OTHER ARTICLES OF MERCHANDISE . . .	—	—	—	—	—	84,060	67,449	1,00,089	1,79,597	86,658
GRAND TOTAL . . .	—	—	—	—	—	2,23,24,588	2,14,92,358	1,98,18,908	2,94,80,760	3,82,46,989

EXPORTS THERETO

INDIAN MERCHANDISE

ARTICLES	QUANTITY					VALUE				
	1924-25	1925-26	1926-27	1927-28	1928-29	1924-25	1925-26	1926-27	1927-28	1928-29
APPAREL (including DRESS, UNIFORMS, ACCOUTREMENTS, BUT excluding HOSIERY AND BOOTS AND SHOES) . Value	—	—	—	—	—	R	R	R	R	R
	—	—	—	—	—	22,370	8,454	7,802	18,243	9,178
BOOKS, PRINTED, AND PRINTED MATTER (not being STATIONERY), including MAPS AND CHARTS . . . Cwts.	149	159	249	471	186	21,715	22,510	34,702	63,454	25,298
BOOTS AND SHOES . . . Pairs	16,008	12,691	7,400	16,115	16,229	39,898	23,041	16,377	38,538	21,092
BUILDING AND ENGINEERING MATERIALS, other than OF IRON, STEEL, OR WOOD . . . Value	—	—	—	—	—	2,597	29,061	6,114	1,177	3,744
CANDLES OF ALL KINDS . . . Lbs.	513,479	266,433	342,599	326,362	172,551	1,60,440	1,16,173	1,18,947	1,00,330	48,912
CHEMICALS AND CHEMICAL PREPARATIONS (excluding CHEMICAL MANURES AND MEDICINES) . . . Value	—	—	—	—	—	8,92	11,068	25,080	16,762	22,006
COAL AND COKE . . . Tons	379	6	51	11,928	19	..
COFFEE . . . Cwts.	..	376	149	132	..	8,065	27,449	8,246	9,278	3,057

No. 13—continued
 PERSIA—continued
 EXPORTS THERETO—continued

INDIAN MERCHANDISE—continued

ARTICLES	QUANTITY					VALUE				
	1924-25	1925-26	1926-27	1927-28	1928-29	1924-25	1925-26	1926-27	1927-28	1928-29
COIR, MANUFACTURED (excluding ROPE) . . . Tons	43	40	26	53	28	13,203	16,821	9,622	16,351	11,730
CORDAGE AND ROPE OF VEGETABLE FIBRE (excluding JUTE AND COTTON) . . . Cwts.	834	378	1,698	344	507	12,337	5,840	27,119	4,938	7,430
DRUGS AND MEDICINES (excluding CHEMICALS AND NARCOTICS) . . . Value	—	—	—	—	—	33,370	50,158	23,360	20,583	27,210
DYEING AND TANNING SUBSTANCES—										
Indigo Cwts.	212	312	92	75	18	65,692	94,747	21,016	17,375	4,472
Turmeric "	5,209	13,725	7,837	4,550	3,041	1,58,384	4,02,368	2,14,798	1,18,596	58,291
Other sorts "	34	330	40	93	106	407	3,839	503	1,434	1,759
Total Dyeing and Tanning substances . . . "	5,455	14,367	7,969	4,718	3,165	2,24,433	5,00,954	2,36,317	1,37,905	64,522
FRUITS AND VEGETABLES—										
Fresh fruits and vegetables—										
Fresh fruits "	—	—	—	—	—	8,915	7,784	3,775	6,572	7,052
Fresh vegetables of all kinds "	—	—	—	—	—	30,073	39,226	17,727	19,345	13,602
Fruits and vegetables: dried, salted, or preserved, all sorts . . . Tons	112	432	241	303	376	20,978	98,638	56,862	71,515	85,275
Total Fruits and Vegetables . . . Value	—	—	—	—	—	59,963	1,45,658	76,864	97,432	1,06,929
FURNITURE AND CABINETWARE "	—	—	—	—	—	1,35,508	78,744	98,667	95,025	26,385
GLASS AND GLASSWARE "	—	—	—	—	—	40,610	30,468	29,716	42,604	35,542
GRAIN, PULSE, AND FLOUR—										
Barley Tons	256	1,615	2	4	1	32,166	2,04,059	225	465	400
Jowar and bajra "	277	388	94	78	192	29,221	36,824	12,059	8,325	27,534
Pulse—										
Gram "	52	76	35	132	64	9,298	13,950	6,959	22,333	11,769
Lentils "	226	176	181	266	64	50,251	49,213	46,343	69,135	15,443
Other sorts "	23	218	171	241	225	38,072	34,564	28,565	42,335	39,651
Total Pulse "	513	470	387	639	353	97,621	87,827	81,867	1,28,803	66,868
Rice, not in the husk—										
Boiled rice "	5,407	4,079	3,149	3,464	2,480	10,07,766	9,61,998	6,52,804	7,21,361	4,80,687
Cleaned rice "	4,626	7,288	4,046	2,736	1,761	9,81,988	15,11,002	8,48,009	5,90,423	3,71,455
Other sorts "	10	10	6	1	—	1,722	2,482	1,181	492	60
Total Rice, not in the husk . . . "	10,043	12,233	7,201	6,201	4,191	19,91,476	24,75,477	15,01,994	13,12,276	8,52,202
Wheat "	826	8,078	466	92	23	1,40,720	14,50,495	79,690	15,649	4,166
" flour "	2,469	8,317	3,694	2,092	1,088	4,92,958	18,38,401	8,06,593	4,43,911	2,19,667
Other sorts "	3	39	3	4	4	512	5,651	831	799	921
Total Grain, Pulse, and Flour "	14,837	31,140	11,847	9,105	5,852	27,84,674	61,01,634	24,83,259	19,10,733	11,71,953
HARDWARE AND CUTLERY, including PLATEDWARE Value	—	—	—	—	—	1,15,252	1,28,951	76,809	47,739	45,239
HIDES AND SKINS, RAW—										
Buffalo hides { Tons	34	34	64	39	25	27,691	27,172	39,092	26,991	13,051
—No.	—3,046	—3,364	—5,249	—3,630	—2,114					
Cow hides { Tons	63	27	29	15	—	62,754	23,350	25,672	12,857	530
—No.	—12,736	—3,948	—5,145	—2,644	—40					
LEATHER—										
Hides, tanned or dressed—										
Buffalo hides { Tons	1	—	—	4	3	2,675	1,500	1,985	7,275	6,270
—No.	—	—	—139	—423	—407					
Cow hides { Tons	1	1	6	—	3	5,525	7,046	15,817	3,225	6,769
—No.	—509	—575	—1,914	—347	—843					
Unwrought Cwts.	191	135	79	133	269	23,355	22,372	15,212	27,710	42,213
Manufactures (excluding boots and shoes) Value	—	—	—	—	—	14,245	7,398	1,817	2,906	7,030
METALS AND ORCS—										
Copper, wrought Cwts.	40	35	14	9	119	4,670	4,115	1,220	909	6,332
Iron or Steel—										
Bars and channels Tons	34	57	44	21	20	12,165	13,810	9,073	5,117	3,991
Nails, rivets, and washers . . . "	20	22	18	15	13	17,641	12,100	7,394	6,751	7,975
Other metals and ores "	6,726	4,927	6,029	3,002	5,333	1,86,372	1,29,680	1,86,939	2,45,912	1,70,523
Total Metals and ores "	6,791	4,986	6,092	3,039	5,422	2,20,848	1,59,705	2,04,606	2,58,689	1,89,823

No. 13—continued

PERSIA—continued

EXPORTS THERE TO—continued

INDIAN MERCHANDISE—continued

ARTICLES	QUANTITY					VALUE				
	1924-25	1925-26	1926-27	1927-28	1928-29	1924-25	1925-26	1926-27	1927-28	1928-29
OILS—										
Mineral Gals.	27,818	2,568	1,076	2,208	1,362	54,919	4,629	333	2,708	1,232
Vegetable, non-essential " "	4,196	2,630	3,216	4,720	7,185	12,334	7,890	8,476	13,600	13,626
Other kinds " "	2,560	176	..	00	398	2,635	710	..	3,375	800
Total Oils " "	34,574	5,374	4,292	7,013	8,945	70,388	13,228	8,809	16,683	20,018
OPPIUM Chests and Cwts	495	24,93,430
PERFUMERY (not being PERFUMED SPIRITS) including musk Value	1,066	13,432	5,848	5,095	3,212	6,310
PROVISIONS AND OILMAN'S STORES—										
Butter Cwts.	211	289	452	474	272	32,131	43,369	47,505	43,259	24,074
Ghi " "	4	300	2	1	159	375	25,799	131	145	12,214
Pickles, chutnies, and condiments " "	153	171	133	136	174	6,481	6,527	4,627	7,642	6,051
Other sorts of provisions " "	351	222	183	371	387	15,412	12,979	3,131	13,270	15,645
Total Provisions and Oilman's stores Value	—	—	—	—	—	54,399	89,174	60,304	63,336	57,934
SEEDS—										
Copra or coconut kernel Tons	34	55	57	45	59	24,535	40,259	41,033	32,544	43,999
Groundnuts " "	20	19	20	23	16	7,113	4,972	4,233	6,279	3,852
Sesamum (til or jinjill) " "	17	10	2	10	13	7,106	43,520	750	2,975	3,179
Others " "	7	12	35	13	42	14,173	6,076	14,406	7,755	12,333
Total Seeds " "	78	96	114	96	130	42,937	54,827	60,477	49,568	63,363
SOAP Cwts.	130	201	94	93	116	4,479	5,750	2,300	2,925	4,174
SPICES—										
Cardamoms " "	133	293	99	174	257	25,535	67,671	15,520	20,323	42,267
Chillies " "	286	443	174	570	227	6,479	12,445	5,233	17,767	6,991
Ginger " "	724	1,976	2,544	932	555	23,715	31,373	36,913	31,695	18,933
Pepper " "	2,571	1,363	4,714	2,442	2,723	1,12,717	64,691	2,46,163	1,33,410	1,37,105
Other sorts " "	114	113	135	191	172	2,302	2,930	4,693	7,335	6,395
Total Spices " "	3,733	4,218	7,667	4,309	3,934	1,76,298	2,29,109	3,53,527	2,17,036	2,32,196
PAPER (excluding paper) Value	—	—	—	—	—	7,797	3,780	3,150	3,260	6,755
SUGAR—										
Sugar, 16 Dutch standard and above Tons	49	22	11	10	3	39,994	12,334	6,546	5,508	1,655
Other kinds " "	3	6	2	1	2	3,023	2,406	1,030	266	307
Total Sugar " "	52	28	13	11	5	34,022	15,040	7,576	5,774	2,462
WAX AND STEARINE (including GREASE AND ANIMAL FAT) Cwts.	154	52	41	36	64	5,670	2,006	1,354	2,445	2,203
WAX, BLACK Lbs.	3,095,094	3,127,714	5,923,903	4,217,754	4,154,481	23,50,272	23,10,246	33,74,650	23,50,412	26,00,240
TEXTILES—										
COTTON—										
Twist and yarn Lbs.	3,223,365	3,617,190	4,415,300	3,317,470	3,160,934	36,02,749	37,04,713	42,22,717	25,99,573	25,76,462
Manufactures—										
Hosiery Value	—	—	—	—	—	3,991	9,340	4,120	4,033	3,155
Piece goods—										
Grey (unbleached) Yards	5,556,392	4,137,323	716,743	239,092	61,976	13,32,125	9,22,976	2,53,351	92,302	27,954
White (bleached) " "	60,030	57,439	65,032	23,430	129,797	20,693	17,254	26,723	7,360	37,996
Coloured, printed, or dyed " "	27,531,567	24,793,304	37,004,199	27,394,344	23,617,560	95,94,513	72,20,294	1,03,46,603	79,22,564	63,73,923
Total Piece goods " "	33,147,990	28,993,621	37,736,024	28,207,416	23,309,333	1,09,47,338	81,60,524	1,11,27,125	80,23,256	64,39,373

PERSIA—continued

EXPORTS THEREOF—continued

INDIAN MERCHANDISE—concluded

ARTICLES	QUANTITY					VALUE				
	1924-25	1925-26	1926-27	1927-28	1928-29	1924-25	1925-26	1926-27	1927-28	1928-29
TEXTILES—continued						R	R	R	R	R
COTTON—continued										
Manufactures—continued										
Thread, sewing . . . Lbs.	31,677	47,230	42,256	33,310	45,178	62,102	86,296	81,375	72,329	60,051
Other sorts of manufactures . . . Value	—	—	—	—	—	26,361	20,179	17,684	51,497	54,769
Total Cotton, manufactures (including twist and yarn) . . .	—	—	—	—	—	1,46,47,541	1,19,31,552	1,54,53,081	1,07,51,223	91,43,330
Haberdashery and Millinery	—	—	—	—	—	30,240	17,344	6,046	11,217	4,559
Hemp—										
Raw Cwts.	..	313	233	183	369	..	5,743	4,710	3,792	9,420
Jute—										
Manufactures—										
Canvas Yards.	300	39,960	130	19,000	..
Gunny bags No.	195,277	108,270	120,800	232,591	193,265	1,02,851	61,146	58,918	1,21,525	81,642
„ cloth Yards	413,698	223,050	527,016	173,280	202,450	1,19,264	62,071	1,40,895	45,945	50,484
Rope and twine Cwts.	507	425	545	644	278	14,985	11,143	15,303	17,125	9,557
Other sorts Value	—	—	—	—	—	4,030	1,020	1,240	460	3,800
Total Jute manufactures (including twist and yarn)	—	—	—	—	—	2,41,130	1,35,330	2,22,437	2,04,055	1,45,543
Silk manufactures	—	—	—	—	—	11,370	300	568	1,300	600
Wool	—	—	—	—	—	5,703	2,358	8,072	260	17,454
TOBACCO Lbs.	7,302	2,954	309	740	1,192	25,938	6,080	250	1,008	1,549
Umbrellas and Umbrella fittings Value	—	—	—	—	—	330	100	1,252	1,000	6,090
VEHICLES (excluding LOCOMOTIVES, ETC., FOR RAILWAYS) Value	—	—	—	—	—	7,907	700	1,150	50	103
WOOD AND TIMBER—										
Timber, other than railway sleepers—										
Teak wood Cubic Tons	676	304	290	668	134	1,71,033	84,972	85,176	2,66,893	33,668
Wood—Firewood Tons	159	199	74	3	4	3,769	3,347	2,125	220	70
Other kinds of wood and timber Value	—	—	—	—	—	49,634	39,623	17,133	28,163	13,434
Manufactures of wood, other than furniture and cabinetware	—	—	—	—	—	53,063	2,630	2,320	6,437	2,391
POSTAL ARTICLES	—	—	—	—	—	7,02,954	7,15,556	8,35,143	12,58,976	13,27,223
ALL OTHER ARTICLES OF MERCHANDISE	—	—	—	—	—	2,19,343	2,92,412	3,34,641	2,46,021	2,03,042
GRAND TOTAL	—	—	—	—	—	2,59,68,519	2,35,64,972	2,49,57,622	1,87,58,336	1,59,09,094

FOREIGN MERCHANDISE

ARTICLES	QUANTITY					VALUE				
	1924-25	1925-26	1926-27	1927-28	1928-29	1924-25	1925-26	1926-27	1927-28	1928-29
APPAREL (including DRAPEERY, UNIFORMS, ACCOUTREMENTS, BUT excluding HOSIERY AND BOOTS AND SHOES) Value	—	—	—	—	—	1,15,757	67,722	87,465	55,396	60,936
ARMS, AMMUNITION, AND MILITARY STORES—										
DYNAMITE AND OTHER EXPLOSIVES Cwt.	9	124	410	1,373	20,306	50,030
OTHER SORTS Value	—	—	—	—	—	3,677	3,031	307	1,053	430
TOTAL ARMS, AMMUNITION, AND MILITARY STORES	—	—	—	—	—	5,055	3,031	307	21,069	50,400
BOOKS, PRINTED, AND PRINTED MATTER (not being STATIONERY), including MAPS AND CHARTS Cwts.	94	36	42	42	15	16,895	7,399	11,079	7,040	1,793
BOOTS AND SHOES Pairs	2,403	2,345	1,644	1,274	1,061	15,843	12,376	7,725	2,770	3,975
BUILDING AND ENGINEERING MATERIALS (other than IRON, STEEL OR WOOD) Value	—	—	—	—	—	14,153	6,781	3,555	2,076	3,362

No. 13—continued
 PERSIA—continued
 EXPORTS THEREOF—continued

FOREIGN MERCHANDISE—continued

ARTICLES	QUANTITY					VALUE				
	1924-25	1925-26	1926-27	1927-28	1928-29	1924-25	1925-26	1926-27	1927-28	1928-29
CANDLES OF ALL KINDS . lbs.	114	151	90	28,192	144	R 72	R 66	R 80	R 10,045	R 80
CHEMICALS AND CHEMICAL PREPARATIONS (excluding CHEMICAL MANURES AND MEDICINES)—										
Aluminous Sulphates (including alum) . Cwts.	1,085	754	281	634	449	13,267	6,045	2,880	4,787	3,665
Ammonia and salts thereof	208	306	181	237	302	7,970	10,489	5,365	6,780	8,573
Sulphuric acid	2,624	4,471	490	18	13	41,058	69,530	6,017	537	651
Other sorts of Chemicals Value	—	—	—	—	—	29,974	51,079	34,091	40,350	26,390
Total Chemicals, etc.	—	—	—	—	—	92,269	1,38,043	47,923	52,454	39,279
COAL AND COKE . Tons.	1,335	890	20	580	270	33,460	17,760	500	14,500	4,860
COFFEE Cwts.	212	517	613	844	162	11,870	23,421	31,057	47,694	2,820
CUTLERY Value	—	—	—	—	—	1,20,007	1,16,511	57,947	80,318	74,060
DRUGS AND MEDICINES (excluding CHEMICALS AND NARCOTICS)—										
Camphor Lbs.	1,732	1,234	202	898	220	4,412	2,970	410	755	468
Cassia lignea (a) Cwts.	680	681	780	—	—	16,634	16,199	18,958	—	—
Other sorts of drugs and medicines Value	—	—	—	—	—	31,405	33,460	24,220	28,113	19,750
Total Drugs, etc.	—	—	—	—	—	52,454	52,629	43,688	28,868	20,168
DYEING AND TANNING SUBSTANCES—										
Cochineal Cwts.	470	148	66	423	172	50,818	15,714	9,906	68,928	33,865
Aniline Lbs.	73,240	68,653	64,007	46,708	55,842	1,06,070	1,66,729	1,36,412	90,571	1,01,432
Other kinds Value	—	—	—	—	—	12,660	13,682	3,616	540	650
Total Dyeing and Tanning substances	—	—	—	—	—	2,50,548	1,96,125	1,40,833	1,60,039	1,35,947
BATHENWARE AND PORCELAIN (excluding PIPES OF BATHENWARE)—										
FRUITS AND VEGETABLES										
FURNITURE AND CABINETWARE										
GLASS AND GLASSWARE—										
Beads and false pearls . Cwts.	144	163	88	158	40	20,808	19,988	5,791	17,562	3,943
Bottles Gross	402	131	92	163	422	5,738	2,806	1,100	1,238	3,007
Sheet and plate Supl. Feet	32,684	42,137	16,022	20,959	10,002	12,816	22,466	5,737	7,682	5,670
Other glassware Value	—	—	—	—	—	2,31,923	1,68,019	1,15,901	98,826	78,842
Total Glass, etc.	—	—	—	—	—	2,71,080	2,18,243	1,28,579	1,24,793	91,462
GRAIN, PULSE AND FLOUR—										
Rice, not in the husk . Tons	25	9	13	1	3	5,400	1,900	2,700	280	600
Other sorts	32	30	..
Total Grain, Pulse and Flour	25	9	13	1	3	5,400	1,900	2,732	310	600
GUMS AND RESINS—										
Olibanum or frankincense Cwts.	303	279	270	303	356	11,416	9,975	10,575	10,110	13,684
Other sorts	84	19	36	42	82	3,308	485	1,003	3,824	3,323
Total Gums and Resins	387	298	306	345	438	15,223	10,460	11,578	13,934	17,012
HARDWARE (excluding CUTLERY AND ELECTRO-PLATED WARE)										
HIDES AND SKINS, RAW Value	..	3	..	1	1	2,68,002	2,75,342	2,19,112	2,00,521	2,45,293
INSTRUMENTS, APPARATUS AND APPLIANCES, AND PARTS THEREOF—										
Electrical Value	..	15,650	..	14,618	2,657	..	20,450	..	9,500	15,209
Musical	12,430	10,337	19,866	11,303	19,287
Photographic	8,201	7,491	1,686	3,158	1,150
Other kinds	5,986	1,436	3,765	875	1,561
Total Instruments, Apparatus, and Appliances, and parts thereof	35,292	24,053	31,729	20,945	33,079
LEATHER—										
Unwrought Cwts	32	44	16	67	13	5,810	10,684	5,801	11,080	5,200
Manufactures (excluding boots and shoes) Value	6,687	6,982	6,104	4,860	1,155
Other sorts	1,965	2,440	295
Total Leather	14,462	20,106	11,905	15,890	6,701

(a) Shown under "Spices" from 1927-28;

No. 13—continued
 PERSIA—continued
 EXPORTS THEREOF—continued

FOREIGN MERCHANDISE—continued

ARTICLES	QUANTITY					VALUE				
	1924-25	1925-26	1926-27	1927-28	1928-29	1924-25	1925-26	1926-27	1927-28	1928-29
LIQUORS—										
Spirit Gals.	404	337	331	336	291	7,722	7,403	6,125	6,396	4,236
Other sorts of liquors. "	1,954	447	376	298	495	3,708	4,818	4,025	2,450	4,074
Total Liquors "	2,358	784	707	634	786	16,430	12,221	10,150	8,855	8,360
MACHINERY AND MILL- WORK Value	—	—	—	—	—	21,000	39,646	44,323	38,434	22,793
MATCHES Gross of boxes	60,250	94,307	29,725	21,450	15,350	1,40,493	2,13,205	55,500	42,000	28,423
MATS AND MATTING Sq. Yards	4,170	8,753	1,923	2,303	1,616	4,003	7,004	1,420	2,470	1,076
METALS AND ORES—										
Nickel, Bronze, and simi- lar alloys, wrought Cwts.	1,210	592	465	435	541	31,712	41,095	27,667	30,192	32,822
Zopper "	5,016	3,453	3,948	1,226	1,030	3,44,221	2,25,694	2,22,763	68,317	51,090
Iron or Steel Tons	329	155	664	200	73	1,28,734	59,901	1,87,154	49,252	23,419
Tin Cwts.	410	100	254	123	169	64,495	16,318	43,053	24,376	24,733
Others "	699	843	841	730	617	1,10,350	1,07,693	1,00,703	73,915	64,237
Total Metals and Ores Tons	696	405	939	323	191	7,30,012	4,51,201	5,36,340	2,46,552	1,96,956
OILS—										
Mineral Gals.	182,532	67,177	61,290	23,717	36,311	37,625	42,680	43,642	29,276	35,749
Others "	204	345	261	193	39	980	1,153	784	764	545
Total Oils "	182,736	67,522	61,551	23,910	36,350	38,605	43,833	44,426	30,042	36,294
PAINTS AND COLOURS Cwts.	174	192	223	214	369	13,139	16,635	13,547	13,303	24,493
PAPER AND PASTEBOARD—										
Printing paper "	2,378	1,474	309	132	4	70,633	41,532	6,741	3,090	150
Writing paper and en- velopes Value	—	—	—	—	—	43,963	26,571	21,026	21,251	19,784
Other kinds of paper (includ- ing paper manufactures) "	—	—	—	—	—	17,564	12,459	7,161	6,523	3,769
Total Paper and Pasteboard "	—	—	—	—	—	1,32,160	80,562	34,928	30,863	23,703
PROVISIONS AND OILMAN'S STORES Cwts.	320	562	345	500	514	48,577	34,034	27,353	23,406	25,399
RUBBER MANUFACTURES Value	—	—	—	—	—	10,332	12,141	33,163	49,136	4,503
SOAP Cwts.	492	432	297	259	34	15,053	14,145	11,624	3,904	3,350
SPICES "	170	117	70	1,981	335	15,359	14,546	4,255	43,510	31,331
STATIONERY (excluding papers) Value	—	—	—	—	—	51,330	33,061	33,552	40,255	32,557
SUGAR—										
Sugar, 16 Dutch standard and above Tons	5,317	3,941	2,089	2,200	544	22,41,013	13,59,220	5,92,325	5,71,111	1,05,302
TEA, BLACK Lbs.	105,522	117,123	47,247	17,962	14,075	95,522	99,731	34,213	13,137	13,969
— GREEN "	117,515	100,322	23,670	4,319	260	1,09,956	91,392	23,139	4,343	350
Total Tea "	223,037	217,445	70,917	22,272	14,335	2,05,478	1,91,123	62,407	23,032	14,319
TEXTILES—										
Cotton—										
Twisted yarn "	623,340	631,500	570,200	1,116,040	163,513	9,33,665	8,31,751	6,67,193	11,26,437	1,97,020

No. 13—continued
PERSIA—concluded
EXPORTS THERETO—concluded

FOREIGN MERCHANDISE—concluded

ARTICLES	QUANTITY					VALUE				
	1924-25	1925-26	1926-27	1927-28	1928-29	1924-25	1925-26	1926-27	1927-28	1928-29
						R	R	R	R	R
TEXTILES—continued										
COTTON—continued										
Manufactures—										
Handkerchiefs and shawls in the piece . No.	14,088	54,612	6,000	9,980	35,425	3,500
Hosiery Value	—	—	—	—	—	1,14,719	1,00,974	66,220	87,011	34,238
Piece goods—										
Grey (unbleached) . Yards	1,318,204	1,404,360	1,155,584	1,022,249	283,660	5,84,873	5,77,143	3,77,037	2,91,311	37,346
White (bleached) . "	1,420,391	2,081,606	1,247,022	1,136,312	1,050,519	6,44,398	8,94,173	4,66,698	3,65,538	3,53,273
Coloured, printed, or dyed "	3,290,847	3,543,076	3,448,011	3,533,908	2,700,434	17,44,001	15,72,318	14,98,916	14,67,667	10,77,068
Fents of all descriptions . "	500	6,380	100	1,300
Total Piece goods . "	6,038,742	7,029,042	5,850,617	5,692,469	4,046,993	29,73,372	30,34,134	23,42,651	21,23,966	15,18,931
Thread, sewing . . . Lbs.	7,561	8,149	5,319	2,846	1,300	18,116	20,904	13,106	6,265	1,915
Other sorts of manu- factures Value	—	—	—	—	—	11,432	5,147	2,906	6,966	3,136
Total Cotton manufac- tures (including twist and yarn) "	—	—	—	—	—	41,11,284	40,23,335	30,95,666	33,55,395	17,60,300
Haberdashery and mill- inery "										
—	—	—	—	—	—	1,52,148	1,72,970	1,01,041	1,05,865	79,387
Manufactures—										
Goods of silk mixed with other mate- rials Yards	..	7,002	5,455	6,168	12,456	8,674	8,001	..
Piece goods "	40,225	17,180	13,090	20,460	7,839	62,436	19,600	16,737	26,740	10,523
Other sorts Value	—	—	—	—	—	4,653	4,064	30	2,643	1,100
Total Silk manufactures . "	—	—	—	—	—	67,089	35,120	25,441	33,379	11,623
Wool—										
Manufactures—										
Piece goods Yards	45,777	48,285	36,548	43,239	78,719	1,23,215	1,20,537	1,20,146	1,17,790	1,83,828
Other sorts Value	—	—	—	—	—	19,260	11,194	11,923	18,017	9,805
Total Woollen manufactures . "	—	—	—	—	—	1,42,475	1,31,731	1,32,074	1,35,807	1,93,633
Other textiles—										
Manufactured "	—	—	—	—	—	1,27,657	1,18,265	1,05,141	97,179	1,20,133
TOBACCO Lbs.	1,391	855	302	667	799	11,505	4,369	1,638	5,402	2,326
TOYS AND REQUISITES FOR GAMES AND SPORTS, in- cluding FISHING TACKLE (other than FIREARMS) . Value	—	—	—	—	—	13,530	10,934	5,849	10,237	17,671
VEHICLES (excluding LOCO- MOTIVES, ETC., FOR RAIL- WAYS) "	—	—	—	—	—	37,930	89,586	1,66,927	22,647	90,564
WOOD AND TIMBER—										
Teak wood Cubic Tons	14	91	100	136	..	5,084	26,143	32,395	42,747	..
Other timber (a) . . . "	13	—	—	—	—	2,528	—	—	—	—
Other kinds of wood and timber (b) "	—	—	—	—	—	—	13,403	2,502	7,210	1,519
Manufactures of Wood, other than furniture and cabinetware Value	—	—	—	—	—	273	305	200	675	389
Total Wood and Timber . "	—	—	—	—	—	7,890	39,856	36,167	50,632	2,408
POSTAL ARTICLES "	—	—	—	—	—	90,045	97,075	1,07,174	1,48,600	1,41,163
ALL OTHER ARTICLES OF MERCHANDISE "	—	—	—	—	—	2,80,545	1,52,950	1,32,036	93,515	63,499
GRAND TOTAL "	—	—	—	—	—	1,03,55,775	87,85,390	64,23,636	62,64,110	39,73,246
GRAND TOTAL OF INDIAN AND FOREIGN MERCHANDISE "	—	—	—	—	—	3,63,24,294	3,23,50,371	3,13,31,258	2,50,22,946	1,93,32,940

(a) Included in "other kinds of wood and timber" from 1925-26.
(b) Separately recorded from 1925-26.

No. 13—continued
HENJAM ISLAND
IMPORTS THEREFROM

ARTICLES	QUANTITY					VALUE				
	1924-25	1925-26	1926-27	1927-28	1928-29	1924-25	1925-26	1926-27	1927-28	1928-29
POSTAL ARTICLES NOT SPECIFIED . . . Value	—	—	—	—	—	₹	₹	₹	₹	₹
ALL OTHER ARTICLES OF MERCHANDISE . . . "	—	—	—	—	—	2,051	6,556	3,320	7,870	1,975
GRAND TOTAL . . . "	—	—	—	—	—	2,051	6,556	3,320	10,046	1,975

EXPORTS THERETO

INDIAN MERCHANDISE

ARTICLES	QUANTITY					VALUE				
	1924-25	1925-26	1926-27	1927-28	1928-29	1924-25	1925-26	1926-27	1927-28	1928-29
FRUITS AND VEGETABLES— Fresh fruits and vegetables . . . Value	—	—	—	—	—	₹	₹	₹	₹	₹
GRAIN, PULSES, AND FLOUR Tons	44	36	26	33	45	16,800	47,715	24,935	42,455	42,273
TEXTILES— Cotton— Twist and Yarn . . . Lbs.	14,500	5,900	11,900	2,000	18,420	20,575	7,250	12,450	2,000	11,512
Manufactures— Piece goods . . . Yds.	24,500	30,060	18,600	23,000	25,600	8,300	10,950	5,500	10,400	8,400
Jute— Manufactures— Gunny bags . . . No.	50,900	7,800	40,550	17,000	1,000	10,245	2,500	10,320	2,705	150
POSTAL ARTICLES . . . Value	—	—	—	—	—	3,048	1,802	1,931	1,211	920
ALL OTHER ARTICLES OF MERCHANDISE . . . "	—	—	—	—	—	4,957	7,884	8,785	7,516	9,891
GRAND TOTAL . . . "	—	—	—	—	—	79,008	95,881	80,476	75,251	82,367

FOREIGN MERCHANDISE

ARTICLES	QUANTITY					VALUE				
	1924-25	1925-26	1926-27	1927-28	1928-29	1924-25	1925-26	1926-27	1927-28	1928-29
COAL AND COKE . . . Tons	1,500	₹	₹	₹	₹	₹
FRUITS AND VEGETABLES— Fresh fruits and vegetables Value	—	—	—	—	—	300	5,541	26,978	10,770	22,094
HARDWARE (excluding CUTLERY AND ELECTROPLATED WARE) . . . "	—	—	—	—	—	1,283	2,400	1,065	24,484	115
LIQUORS . . . Gals.	230	989	39	1,994	144	2,098	6,100	501	8,666	1,325
MACHINERY AND MILL WORK— Electrical Machinery of all kinds . . . Value	—	—	—	—	—	7,000
OILS— Mineral . . . Gals.	14,944	1,500	5,213	1,925
SUGAR— Sugar, 16 Dutch standard and above . . . Tons	4	10	0	12	3	1,841	8,537	3,074	3,862	1,279
TEXTILES— Cotton Manufactures (including twist and yarn) . . .	—	—	—	—	—	11,870	4,980	4,700	..	12,795
ALL OTHER ARTICLES OF MERCHANDISE . . . Value	—	—	—	—	—	3,384	7,970	4,064	4,264	6,523
GRAND TOTAL . . . "	—	—	—	—	—	25,989	37,459	71,882	52,055	52,031
GRAND TOTAL OF INDIAN AND FOREIGN MERCHANDISE	—	—	—	—	—	1,04,002	1,33,340	1,52,358	1,27,306	1,34,398

No. 13—continued

MALDIVES

IMPORTS THEREFROM

ARTICLES	QUANTITY					VALUE				
	1924-25	1925-26	1926-27	1927-28	1928-29	1924-25	1925-26	1926-27	1927-28	1928-29
						R	R	R	R	R
FRUITS AND VEGETABLES— Fresh fruits and vegetables— Fresh fruits— Coconuts No.	990,500	4,456,955	3,510,931	3,618,416	3,446,204	37,464	1,41,884	1,10,110	1,36,471	64,713
POSTAL ARTICLES NOT SPE- CIFIED Value	—	—	—	—	—	..	1
ALL OTHER ARTICLES OF MERCHANDISE "	—	—	—	—	—	14,717	11,225	640	10,348	22,010
GRAND TOTAL "	—	—	—	—	—	52,181	1,53,110	1,20,050	1,46,819	1,16,723

EXPORTS THERETO

INDIAN MERCHANDISE

ARTICLES	QUANTITY					VALUE				
	1924-25	1925-26	1926-27	1927-28	1928-29	1924-25	1925-26	1926-27	1927-28	1928-29
						R	R	R	R	R
GRAIN, PULSE, AND FLOUR— Rice, not in the husk . Tons	651	527	545	882	505	1,32,081	1,16,929	1,18,366	1,06,888	99,870
Other sorts "	14	8	5	22	1	3,169	1,649	656	5,265	337
Total Grain, Pulse, and Flour "	665	535	550	904	506	1,35,250	1,18,578	1,19,022	2,02,153	1,00,207
METALS AND ORES "	9	18	6	10	6	4,305	9,001	5,685	8,698	4,160
OILS PROVISIONS AND OILMAN'S STORES— Oil Cwts.	1,877	3,248	9,270	5,934	2,620	2,379	8,084	9,077	8,928	4,206
TEXTILES— Cotton manufactures Value	36	88	80	40	44	4,005	8,600	9,920	4,620	4,630
Silk Manufactures— Goods of silk mixed with other materials . Yards	—	—	—	—	—	17,144	6,023	9,625	30,228	10,825
TOBACCO— Unmanufactured . Lbs.	..	4,520	7,015	7,300	5,000	..	9,960	23,710	9,950	5,200
Manufactured "	3,660	20,104	29,008	16,410	8,004	1,200	8,010	12,312	7,594	3,220
WOOD AND TIMBER Value	149,067	106,757	1,40,698	227,534	196,500	19,192	14,809	27,805	11,811	27,168
ALL OTHER ARTICLES OF MERCHANDISE "	—	—	—	—	—	7,460	13,253	11,736	8,109	6,637
GRAND TOTAL "	—	—	—	—	—	2,17,136	2,18,981	2,56,204	3,36,744	1,83,450

FOREIGN MERCHANDISE

ARTICLES	QUANTITY					VALUE				
	1924-25	1925-26	1926-27	1927-28	1928-29	1924-25	1925-26	1926-27	1927-28	1928-29
						R	R	R	R	R
METALS AND ORES— Iron or Steel . . . Tons	26	5	25	24	6	8,263	1,516	14,700	6,130	2,225
TEXTILES— Cotton— Manufactures— Piece goods . . . Yards	9,970	5,468	2,600	20,022	..	5,630	2,191	1,500	11,370	..
ALL OTHER ARTICLES OF MERCHANDISE . . . Value	—	—	—	—	—	10,215	2,665	4,870	38,327	12,473
GRAND TOTAL "	—	—	—	—	—	33,108	6,372	20,670	55,827	14,698
GRAND TOTAL OF INDIAN AND FOREIGN MER- CHANDISE "	—	—	—	—	—	2,50,244	2,25,353	2,76,774	3,92,571	1,98,148

CEYLON

IMPORTS THEREFROM

ARTICLES	QUANTITY					VALUE				
	1924-25	1925-26	1926-27	1927-28	1928-29	1924-25	1925-26	1926-27	1927-28	1928-29
ANIMALS, LIVING—										
Horses No.	17	59	22	43	76	59,244	1,78,650	126,400	1,81,090	3,75,593
Other kinds "	74	171	161	243	161	3,338	4,734	6,556	9,169	6,348
Total Animals, living "	91	230	183	286	237	62,582	1,83,384	132,956	1,90,259	3,81,941
APPAREL (excluding ROBESY AND BOOTS AND SHOES)—										
Apparel [(including drapery, uniforms, accoutrements) Value	—	—	—	—	—	27,596	54,488	100,696	55,204	64,580
Gold and Silver thread "	—	—	—	—	—	2,05,868	37,508	129,810	80,402	1,25,227
Others "	—	—	—	—	—	8,397	1,002	3,016	2,575	2,464
Total Apparel, etc. "	—	—	—	—	—	2,41,861	93,086	93,522	88,361	1,92,271
ARMS, AMMUNITION, AND MILITARY STORES—										
Firearms, and parts thereof "	—	—	—	—	—	12,843	12,839	15,305	12,366	9,054
Others "	—	—	—	—	—	1,081	727	1,341	1,881	331
Total Arms, Ammunition, and Military stores "	—	—	—	—	—	14,324	13,566	16,646	14,247	10,285
ART, WORKS OF, other than PICTURES "	—	—	—	—	—	11,286	15,281	9,151	5,585	9,787
BOOKS, PRINTED, AND PRINTED MATTER (not being STATIONERY), including MAPS AND CHARTS . Cwts.	119	183	126	175	206	15,341	21,444	16,537	15,152	20,456
BUILDING AND ENGINEERING MATERIALS, other than OF IRON, STEEL, OR WOOD—										
Cement Tons	670	895	448	346	407	33,972	21,810	30,138	22,359	25,995
Other sorts Value	—	—	—	—	—	8,100	4,603	8,122	3,233	5,134
Total Building and Engineering materials, other than of Iron, steel or wood] "	—	—	—	—	—	47,061	26,413	38,265	25,592	31,129
CHEMICALS AND CHEMICAL PREPARATIONS (excluding CHEMICAL MANURES AND MEDICINES) "	—	—	—	—	—	23,867	30,186	29,767	23,855	23,291
CLOCKS AND WATCHES AND PARTS THEREOF "	—	—	—	—	—	18,768	46,630	41,965	35,419	38,340
COAL AND COKE—										
Coal Tons	1,221	628	355	697	795	32,320	11,992	3,299	15,207	17,167
COFFEE, other than ROASTED OR GROUND Cwts.	7,165	7,701	14,336	18,568	16,991	3,20,372	3,30,412	7,17,581	9,04,348	9,01,721
COIR—										
Unmanufactured Tons	405	753	908	956	637	73,070	1,02,525	81,043	98,570	79,368
Manufactured (excluding rope and baling) "	101	118	91	77	52	23,232	25,858	22,632	17,240	11,777
CUTLERY Value	—	—	—	—	—	3,624	5,747	6,129	4,356	5,975
DRUGS AND MEDICINES (excluding CHEMICALS AND NARCOTICS) Value	—	—	—	—	—	5,047	7,961	5,882	6,931	9,678

No. 13—continued

CEYLON—continued

IMPORTS THEREFROM—continued

ARTICLES	QUANTITY					VALUE				
	1924-25	1925-26	1926-27	1927-28	1928-29	1924-25	1925-26	1926-27	1927-28	1928-29
DYEING AND TANNING SUBSTANCES . . . Value	—	—	—	—	—	7,917	8,208	5,468	10,84,266	87,848
EARTHENWARE AND PORCELAIN—										
Earthenware . . . "	—	—	—	—	—	8,201	4,840	5,110	10,020	9,730
Porcelain . . . "	—	—	—	—	—	14,736	14,247	10,409	12,475	6,995
Total Earthenware and Porcelain . . . "	—	—	—	—	—	22,937	19,087	24,519	22,495	16,725
FISH (excluding CANNED FISH) Cwts.	507	881	912	966	858	11,593	12,925	14,134	16,861	13,181
FRUITS AND VEGETABLES—										
Fresh fruits and vegetables—										
Fresh fruits—										
Coconuts . . . No.	1,784,409	276,683	156,761	346,348	212,179	78,420	18,655	9,257	20,088	11,852
Others . . . Value	—	—	—	—	—	20,682	22,770	56,830	65,815	61,710
Fresh vegetables of all kinds . . . "	—	—	—	—	—	1,078	1,078	621	9,931	2,850
Fruits and vegetables: dried, salted, or preserved, not being canned or bottled . . . Tons	258	59	66	48	59	20,447	12,178	10,991	7,898	8,295
Total Fruits and Vegetables Value	—	—	—	—	—	1,29,622	55,577	83,699	1,03,175	84,714
FURNITURE AND CABINETWARE—										
Furniture of wood (other than bedsteads) . . . "	—	—	—	—	—	22,446	23,286	19,967	23,980	21,141
Furniture of other materials (other than bedsteads) . . . "	—	—	—	—	—	8,223	8,087	18,459	7,888	8,851
Others . . . "	—	—	—	—	—	4,998	4,669	6,265	5,886	6,602
Total Furniture and Cabinetware . . . "	—	—	—	—	—	35,662	36,092	44,691	37,654	36,594
GLASS AND GLASSWARE . . . "	—	—	—	—	—	9,251	20,468	13,287	11,967	21,568
GRAIN, PULSE AND FLOUR—										
Pulse . . . Tons	15	8	208	118	395	1,887	441	42,019	20,472	70,406
Rice not in the husk . . . "	20	523	180	157	25	3,313	87,792	23,074	25,030	6,489
Others . . . "	701	458	680	1,154	1,709	63,800	44,084	63,497	1,01,770	2,51,416
Total Grain, Pulse and Flour . . . "	734	984	968	1,429	2,129	69,000	1,32,227	1,28,590	1,47,272	2,28,311
HARDWARE (excluding CUTLERY AND ELECTROPLATED WARE)—										
Domestic hardware; other than enamelled ironware . . . Value	—	—	—	—	—	11,047	9,441	10,180	9,661	5,768
Other kinds . . . "	—	—	—	—	—	2,27,966	2,06,856	2,59,322	2,32,891	2,74,527
Total Hardware, etc. . . "	—	—	—	—	—	2,39,013	2,16,297	2,69,502	2,42,552	2,80,315
HIDES AND SKINS, RAW—										
Hides, raw . . . { Tons	55	61	157	215	259	29,709	31,689	72,588	85,721	1,36,672
—No.	—9,539	—8,937	—21,431	—25,905	—37,714					
Skins, raw . . . { Tons	290	334	390	499	475	2,84,706	3,25,059	3,82,184	5,99,405	4,76,652
—No.	—183,976	—157,461	—179,854	—261,929	—228,215					
Total Hides and Skins, raw . . . { Tons	345	395	547	714	734	3,14,415	3,56,698	4,54,752	6,85,126	6,12,324
—No.	—146,515	—166,398	—200,785	—287,834	—265,929					
INSTRUMENTS, APPARATUS, AND APPLIANCES AND PARTS THEREOF—										
Photographic—										
Cinematograph films										
Length in feet	45,200	86,344	225,566	168,791	930,313	11,083	22,336	56,125	41,679	1,76,068
Scientific and philosophical . . . Value	—	—	—	—	—	4,237	3,610	9,125	9,276	6,043
Other kinds . . . "	—	—	—	—	—	21,727	24,688	22,979	25,470	57,759
Total value of Instruments, Apparatus, and Appliances and parts thereof . . . "	—	—	—	—	—	37,047	50,634	88,229	76,325	2,39,865
JEWELLERY (excluding IMITATION JEWELLERY AND PRECIOUS STONES AND PEARLS, UNSET), ALSO PLATE OF GOLD AND SILVER—										
Jewellery . . . "	—	—	—	—	—	46,504	1,03,948	1,04,312	1,73,574	33,715
Plate of gold and silver . . . "	—	—	—	—	—	7,989	20,629	2,788	92,960	6,872
Total of Jewellery . . . "	—	—	—	—	—	54,493	1,24,574	1,07,099	2,66,534	40,587

No. 13—continued
 CEYLON—continued
 IMPORTS THEREFROM—continued

ARTICLES	QUANTITY					VALUE				
	1924-25	1925-26	1926-27	1927-28	1928-29	1924-25	1925-26	1926-27	1927-28	1928-29
LEATHER—										
Hides, tanned or dressed	Tons =20,137	71 =21,517	69 =19,491	73 =20,305	83 =22,374	1,09,752	1,28,127	1,16,037	1,21,981	1,25,38
Skins, tanned or dressed	Tons =1,889	.. =1,273	.. =57	.. =714	1 =920	6,009	1,261	238	1,006	2,89
Total Hides and Skins, tanned or dressed	Tons =22,026	71 =22,790	69 =19,548	73 =21,019	84 =23,294	1,15,761	1,24,968	1,16,270	1,23,077	1,28,281
LIQUORS including DENATURED AND PERFUMED SPIRITS—										
Spirit	gals. 6,463	5,013	5,569	3,296	3,515	22,555	22,701	23,072	14,557	16,283
Other sorts of liquors	752	369	1,353	127	46	6,418	3,861	3,478	1,063	1,069
Total Liquors	7,215	5,382	6,922	3,423	3,560	28,973	26,562	26,550	16,520	17,352
MACHINERY AND MILLWORK—										
Prime-movers (other than electrical)	Value	—	—	—	—	10,717	17,585	19,229	7,126	11,715
Tea machinery	—	—	—	—	—	1,38,320	92,512	1,15,918	1,50,145	1,21,901
Other sorts of machinery	—	—	—	—	—	82,686	86,896	66,899	90,707	88,091
Total Machinery and Millwork	—	—	—	—	—	2,26,732	1,96,993	2,02,046	2,47,981	2,16,707
MANURES—										
Artificial and mineral manures	Tons 27	137	10	168	685	3,212	33,705	884	27,168	35,028
Other sorts	137	96	78	48	71	18,318	12,215	5,264	3,468	7,460
Total Manures	164	233	88	216	756	21,526	45,920	6,148	30,631	42,488
MATS AND MATTING, except COIR AND RUBBER	Gross of boxes 18,899	15,766	4,403	2,965	529	9,019	13,820	27,802	3,719	411
NETS AND MATTING, except COIR AND RUBBER	sq. Yards 18,899	20,508	19,327	18,806	18,885	9,989	10,708	10,972	9,942	10,475
NETS AND ORES—										
Brass, Bronze, and similar alloys and manufactures thereof	Cwts. 443	359	75	652	1,616	25,990	16,814	6,807	25,441	66,071
Iron or Steel—										
Beams, channels, pillars, girders, and bridgework	Tons 12	19	16	22	45	5,318	6,110	5,442	6,857	16,761
Old for re-manufacture	825	917	729	945	1,019	34,033	35,870	30,297	35,790	37,133
Tubes, pipes and fittings wrought	2	4	2	2	2	2,270	1,996	924	1,739	1,594
Other manufactures	86	63	66	114	458	32,584	21,123	19,642	36,161	38,482
Total Iron or Steel	925	1,003	819	1,083	1,524	74,205	65,099	55,705	80,587	1,48,270

No. 13—continued
CEYLON—continued

IMPORTS THEREFROM—continued

ARTICLES	QUANTITY					VALUE				
	1924-25	1925-26	1926-27	1927-28	1928-29	1924-25	1925-26	1926-27	1927-28	1928-29
METALS AND ORES—continued						R	R	R	R	R
Lead—										
Unwrought—										
Fig Cwts.	1,522	1,687	1,178	1,090	1,396	28,038	34,947	22,976	20,701	22,351
Wrought—										
Sheets for tea chests . . .	10,169	9,603	5,922	5,711	5,181	3,43,994	3,27,507	1,78,597	1,46,336	1,15,643
Other sorts	423	398	147	20	432	5,043	4,352	1,222	1,343	3,762
Total Lead (excluding Ore) . .	12,114	11,688	6,647	6,827	6,959	3,77,075	3,66,806	1,97,795	1,68,279	1,41,756
Others Tons	11	20	49	50	85	14,579	12,877	18,356	17,045	20,230
Total Metals (excluding Ores) . .	1,564	1,625	1,198	1,507	2,037	4,91,849	4,60,893	2,78,603	2,91,952	3,85,336
OILS—										
Essential Gals.	3,042	4,097	3,806	3,323	4,077	58,597	75,033	54,054	43,078	55,467
Mineral oils	7,281	2,109	2,003	30,618	38,503	11,048	5,238	3,498	13,142	28,108
Vegetable, non-essential—										
Coconut	549,190	1,141,966	46,957	1,438,894	2,385,490	12,72,004	20,17,858	1,21,290	85,43,044	54,91,010
Other sorts	929	686	624	817	444	1,999	2,259	6,122	3,759	2,254
Total Oils	560,442	1,148,858	53,990	1,478,654	2,423,514	19,43,648	29,99,938	1,85,774	96,03,023	55,76,839
OILCACKS Tons	107	59	38	113	88	13,272	6,158	2,114	11,039	12,032
PAINTS AND PAINTERS' MATERIALS—										
Paints and colours Cwts.	2,058	1,232	1,524	2,683	7,396	19,356	13,912	15,622	25,208	66,069
Painters' materials Value	—	—	—	—	—	32,775	30,051	40,510	51,771	6,544
PAPER AND PAPERBOARD Cwts.	1,027	100	868	240	11	15,479	7,340	12,384	4,280	733
PRECIOUS STONES, AND FRAGS, UNSET—										
Diamonds Value	—	—	—	—	—	2,34,644	3,65,183	7,33,545	3,55,696	37,359
Pearls	—	—	—	—	—	3,505	6,650	6,180	13,658	..
Other precious stones	—	—	—	—	—	1,42,512	1,30,835	2,47,974	1,34,238	72,804
Total Precious Stones and Pearls, unset . .	—	—	—	—	—	3,80,661	5,02,668	9,87,699	5,03,586	1,10,223
PROVISIONS AND OILMAN'S STORES—										
Biscuits and cakes Cwts.	76	170	251	364	293	8,412	13,915	27,047	35,282	30,225
Canned or bottled provisions	225	219	201	110	159	10,424	11,605	9,754	6,184	9,479
Confectionery	40	20	139	95	6,719	7,898	7,916	10,789	6,525
Farinaceous and patent foods—										
Farinaceous foods, in bulk	490	501	1,878	1,802	713	6,629	7,488	25,072	20,856	8,074
Milk foods for infants, etc.	0	25	81	1	4	1,746	5,285	17,486	650	1,031
Other sorts	1	9	56	131	109	86	23	2,992
Other sorts of provisions Value	—	—	—	—	—	49,187	47,797	56,793	57,247	68,296
Total Provisions and Oilman's stores . .	—	—	—	—	—	83,248	98,967	1,43,964	1,31,036	1,26,622
RYBBER—										
Raw Lbs.	42,633	58,775	26,649	62,605	30,026	42,862	95,782	32,343	73,460	18,034

IMPORTS THEREFROM—continued

ARTICLES	QUANTITY					VALUE				
	1924-25	1925-26	1926-27	1927-28	1928-29	1924-25	1925-26	1926-27	1927-28	1928-29
						R	R	R	R	R
RUBBER—continued										
Manufactures—										
Pneumatic motor covers No.	145	1,368	1,589	3,444	2,964	7,520	25,226	25,698	32,544	45,291
Solid rubber tyres for motor vehicles	112	68	224	183	16	6,007	3,648	1,646	11,493	2,594
Other manufactures	—	—	—	—	—	42,344	23,108	6,128	9,728	51,644
Total Rubber manufactures	—	—	—	—	—	55,871	56,982	33,472	53,765	99,529
SEEDS—										
Oilseeds—										
Essential . . . Tons	683	1,192	2,281	25	93	1,51,952	4,05,101	5,45,537
Non-essential—										
Copra or-coconut kernel ..	1,404	2,076	32	1,282	579	4,92,473	8,18,244	13,054	4,87,918	2,04,586
Tea "	6	2	6	2	6	19,964	2,420	40,842	22,283	19,427
Other sorts "	114	137	62	65	45	15,695	27,228	16,704	16,477	22,396
Total Seeds "	1,524	2,215	783	2,541	2,911	5,28,097	8,47,683	2,22,612	9,91,779	7,91,946
SHELLS AND COWRIES—										
Shells (shanks, sanchit, large ornamental shells, cowries, mother-of-pearl shells, and oyster shells) . . . Cwts.	13,116	15,684	16,316	19,363	13,976	1,59,998	1,63,689	1,54,445	1,76,302	1,56,844
Other sorts Value	—	—	—	—	—	697	9,125	4,888	10,835	5,461
Total Shells and Cowries "	—	—	—	—	—	1,60,695	1,72,814	1,59,333	1,87,137	1,62,305
SOAP Cwts.	98	62	73	131	673	5,445	4,632	5,407	12,379	27,978
SPICES—										
Betelnuts "	122,833	158,161	193,564	118,577	180,409	32,50,096	42,16,594	34,56,504	32,39,640	35,25,529
Cardamoms "	184	169	..	87	74	38,336	52,400	228	13,524	13,142
Chillies "	1,664	1,196	366	152	890	46,739	36,259	10,684	3,684	15,298
Cinnamon "	60	71	274	83	78	2,688	3,356	10,160	2,657	1,886
Cloves "	94	6	35	74	476	6,224	330	1,901	4,022	23,661
Nutmegs "	423	349	423	231	479	13,950	14,272	16,613	10,859	16,618
Pepper "	173	435	4,644	123	1,563	4,631	13,704	1,44,938	5,505	1,04,196
Other sorts "	130	61	80	198	70	6,492	4,024	5,164	9,599	9,207
Total Spices "	125,561	160,443	193,391	114,575	184,039	33,60,266	43,40,939	36,46,192	32,39,790	37,11,907
STATIONERY (excluding PAPER) Value	—	—	—	—	—	7,299	11,659	11,520	3,274	9,217
SUGAR—										
Sugar, 16 Dutch Standard and above . . . Cwts.	1,107	1,283	2,106	2,804	4,042	3,96,230	3,41,342	5,29,884	6,23,639	8,92,635
Other sorts "	..	2	2	32	435	58	36	243
Total Sugar "	1,107	1,285	2,106	2,804	4,044	3,96,262	3,41,827	5,29,937	6,23,675	8,92,833
TALLOW AND STEARINE "	284	352	703	1,062	166	10,961	13,691	4,451	29,291	4,063
TEA—										
Black Lbs.	456,862	811,147	851,649	1,033,454	1,521,898	4,27,831	8,21,188	7,89,150	9,78,202	13,66,075
Green "	190,080	190,335	175,897	277,523	316,025	1,66,195	1,50,217	1,26,909	1,78,106	2,53,112
Total Tea "	646,442	1,001,482	1,027,546	1,360,977	1,837,923	5,94,026	9,71,365	9,16,059	11,56,308	16,24,187
TEA-GRASS, ENTIRE OR IN PORTIONS Value	—	—	—	—	—	676	35,897	16,069	15,103	8,673
TEXTILES—										
Cotton—										
Raw Tons	17	5	452	..	1	26,605	8,391	3,33,330	767	3,170
Manufactures—										
Twist and Yarn . . . Lbs.	163,220	43,385	91,644	56,436	300	1,09,037	13,730	26,430	16,609	241
Piecegoods—										
Grey (unbleached) . Yards	20,450	77,351	10,166	38,550	64,700	3,109	21,034	5,334	9,342	12,936
White (bleached) . . "	37,011	66,753	37,750	133,306	136,645	47,303	49,336	59,336	91,147	64,604
Coloured, printed, or dyed "	1,463,137	380,450	230,416	235,021	293,138	4,89,990	1,72,496	1,47,537	1,55,272	1,56,321
Other sorts of manufactures . . . Value	—	—	—	—	—	13,374	5,406	6,000	8,593	15,067
Total Cotton manufactures (including twist and yarn) "	—	—	—	—	—	6,53,918	2,66,852	2,45,397	2,30,963	2,49,169

No. 13—continued
CEYLON—continued

IMPORTS THEREFROM—concluded

ARTICLES	QUANTITY					VALUE				
	1924-25	1925-26	1926-27	1927-28	1928-29	1924-25	1925-26	1926-27	1927-28	1928-29
TEXTILES—continued						R	R	R	R	R
Haberdashery and millinery Value	—	—	—	—	—	12,010	22,362	8,838	16,090	18,200
Jute—										
Manufactures—										
Gunny bags No.	4,527,220	5,038,700	4,541,778	5,850,528	5,600,792	13,16,400	17,04,908	14,51,427	16,00,854	17,04,100
Other manufactures Value .	—	—	—	—	—	2,368	5,145	4,765	402	4,881
Total Jute Manufactures	—	—	—	—	—	13,18,768	17,09,643	14,56,192	16,00,766	17,09,041
Silk—										
Silk piecegoods Yards	2,265	2,228	6,029	4,787	5,449	6,288	5,988	12,408	10,221	10,882
Other sorts Value	—	—	—	—	—	883	10,777	4,089	1,115	1,828
Total of Silk Manufactures (including silk yarn, nolls, etc.)	—	—	—	—	—	6,671	16,765	17,137	11,386	12,159
Woolmanufactures	—	—	—	—	—	14,368	11,228	11,538	10,903	26,447
TOYS AND REQUISITES FOR GAMES AND SPORTS including FISHING TACKLE	—	—	—	—	—	6,418	10,836	6,275	12,278	24,408
UMBRELLAS AND UMBRELLA FITTINGS	—	—	—	—	—	20,110	21,080	24,324	42,192	38,540
VEHICLES, excluding LOCOMOTIVES, ETC., FOR RAILWAYS—										
Mechanically propelled vehicles (excluding Railway locomotives and tractors)—										
Motor cars (including taxi-cabs) No.	16	17	24	33	40	49,325	39,213	68,468	1,36,841	1,26,189
Motor cycles (including Scooters)	16	13	8	11	13	9,264	7,202	3,057	4,780	5,821
Motor omnibuses, motor vans and motor lorries	1	—	1	12	17	1,268	—	2,120	15,735	27,057
Parts of mechanically propelled vehicles and accessories, other than of aircraft (excluding rubber tyres) Value	—	—	—	—	—	6,676	5,516	7,249	20,904	12,710
Total Mechanically propelled vehicles (excluding railway locomotives and tractors)	—	—	—	—	—	66,528	51,931	81,794	1,78,210	1,71,127
Ships, parts of	—	—	—	—	—	9,574	3,080	4,115	547	2,888
Other kinds of Vehicles	—	—	—	—	—	4,684	4,909	5,088	5,018	2,062
Total Vehicles, excluding Locomotive, etc., for railways	—	—	—	—	—	82,786	60,920	91,842	1,83,775	1,77,817
WOOD AND TIMBER—										
Timber other than railway sleepers (a) Cubic Tons	2,190	—	—	—	—	1,09,889	—	—	—	—
Other kinds of wood and timber Value	—	—	—	—	—	2,712	1,26,359	1,05,973	90,594	97,880
Manufactures of wood, other than furniture and cabinet ware	—	—	—	—	—	23,986	32,271	29,720	26,488	42,402
Total Wood and Timber	—	—	—	—	—	1,35,787	1,58,630	1,35,693	1,16,882	1,40,282
POSTAL ARTICLES NOT SPECIFIED	—	—	—	—	—	12,78,016	11,89,147	12,10,847	8,76,008	6,83,450
ALL OTHER ARTICLES OF MERCHANDISE	—	—	—	—	—	1,02,730	88,589	1,92,051	2,44,376	2,01,886
GRAND TOTAL	—	—	—	—	—	1,85,54,996	1,70,10,510	1,37,14,618	1,90,06,847	2,10,40,666

(a) Discontinued from 1925-26.

No. 13—continued
CEYLON—continued
EXPORTS THERETO

INDIAN MERCHANDISE

ARTICLES	QUANTITY					VALUE				
	1924-25	1925-26	1926-27	1927-28	1928-29	1924-25	1925-26	1926-27	1927-28	1928-29
ANIMALS, LIVING—						R	R	R	R	R
Cattle (excluding sheep and goats) No.	7,209	8,225	11,528	11,448	7,005	3,59,495	4,02,370	6,00,221	6,71,832	3,66,521
Horses "	83	27	18	..	39	62,480	43,300	26,780	..	82,500
Sheep and goats "	72,593	37,525	86,150	112,013	117,018	13,27,182	16,24,532	16,90,725	21,04,365	23,28,151
Other kinds "	133,047	145,601	214,386	267,258	286,876	1,23,726	1,47,046	2,03,358	3,01,728	2,80,706
Total Animals, living "	212,942	241,378	312,072	390,719	410,938	18,72,883	22,17,248	24,26,084	30,77,925	30,57,878
APPAREL (including DRAPEY, UNIFORMS, AND ACCOUTREMENTS, BUT excluding HOSIERY AND BOOTS AND SHOES) Value	—	—	—	—	—	1,15,081	74,303	93,550	57,350	1,11,736
ART, WORKS OF "	—	—	—	—	—	4,550	4,107	7,610	1,41,672	13,770
BOOKS, PRINTED, AND PRINTED MATTER (not being STATIONERY), including MAPS AND CHARTS Cwts.	540	650	884	1,077	1,269	72,260	83,605	1,12,387	1,51,815	1,74,445
BOOTS AND SHOES Pairs	20,052	25,695	36,605	62,420	59,394	51,584	54,626	56,593	1,01,725	1,00,683
BUILDING AND ENGINEERING MATERIALS, other than of IRON, STEEL OR WOOD—										
Bricks No.	418,845	53,115	107,100	367,854	98,719	27,796	7,295	13,023	27,221	8,998
Chalk and lime Cwts.	35,263	30,908	39,003	23,923	10,252	58,076	38,430	49,764	32,520	15,837
Tiles No.	2,910,149	7,139,824	6,956,145	6,901,941	9,076,382	1,50,745	3,72,031	3,75,710	3,80,923	5,47,586
Other kinds Value	—	—	—	—	1,308	7,232	6,061	6,310	8,329	7,112
Total Building and Engineering materials "	—	—	—	—	—	2,44,749	4,23,817	4,44,307	4,48,793	5,79,533
CANDLES OF ALL KINDS Lbs.	1,007,822	1,457,530	868,498	1,037,660	891,172	2,83,322	4,09,936	2,44,387	2,61,833	2,50,698
CHEMICALS AND CHEMICAL PREPARATIONS (excluding CHEMICAL MANURES AND MEDICINES)—										
Potassium compounds—										
Saltpetre "	64,090	80,691	68,491	64,116	66,738	8,07,742	10,01,117	7,28,083	7,13,894	6,23,324
Other sorts of chemicals Value	—	—	—	—	—	17,985	21,104	26,893	26,031	36,791
Total Chemicals, etc. "	—	—	—	—	—	8,25,727	10,22,221	7,54,976	7,39,925	6,60,115
COAL AND COKE Tons	206,807	203,370	242,948	383,560	348,744	33,58,952	23,76,678	33,15,127	49,39,939	41,66,216
COFFEE Cwts.	386	376	481	432	374	35,700	36,856	42,305	38,852	35,384
COIR—										
Manufactured (excluding rope) Tons	66	70	142	160	197	25,437	35,940	52,940	53,673	71,344
CORDAGE AND ROPE OF VEGETABLE FIBRE (excluding JUTE AND COTTON) Cwts.	1,805	1,144	1,331	1,142	1,358	37,370	39,768	56,259	42,791	45,030
DRUGS AND MEDICINES (excluding CHEMICALS AND NARCOTICS) Value	—	—	—	—	—	96,122	1,34,050	1,03,397	1,11,717	1,01,596
DYEING AND TANNING SUBSTANCES—										
Barks for tanning Cwts.	5,856	6,929	7,530	4,693	1,668	34,774	34,040	54,751	20,112	9,013
Cutch and gambler "	587	707	828	918	853	17,378	36,008	24,188	26,935	26,506
Myrobalans "	2,679	1,923	2,165	1,250	313	11,278	16,065	13,309	7,753	2,633
Turmeric "	7,713	8,791	9,026	9,182	10,753	2,56,568	1,27,683	81,722	1,12,417	1,81,228
Other sorts "	198	211	464	1,323	3,098	2,290	3,001	3,785	18,295	17,530
Total Dyeing and Tanning substances "	17,033	17,561	20,003	17,871	16,585	3,22,297	2,17,377	1,77,745	1,35,512	2,36,910
EARthenWARE AND PORCELAIN (including PIPES OF EARthenWARE) Value	—	—	—	—	—	28,087	39,764	37,315	40,315	42,943
FIBRE FOR BRUSHES AND BROOMS Tons	7	..	18	4	18	2,960	..	1,650	1,362	6,375

No. 13—continued
 CEYLON—continued
 EXPORTS THERE TO—continued

INDIAN MERCHANDISE—continued

ARTICLES	QUANTITY					VALUE				
	1924-25	1925-26	1926-27	1927-28	1928-29	1924-25	1925-26	1926-27	1927-28	1928-29
FISH (excluding CANNED FISH)						R	R	R	R	R
Fish, dry, unsalted .Cwts.	79,841	90,899	81,967	63,452	82,489	16,18,362	19,89,520	16,26,684	11,56,532	15,31,676
" " salted " "	130,921	146,854	161,402	236,545	203,073	28,42,819	34,09,231	40,49,514	55,96,546	44,69,001
Fishmaws and Sharkfins "	808	477	1,650	148	1,159	58,911	28,605	9,177	12,389	45,323
Fish, wet, salted (ngaps) "	728	10,610	6,732	14,205	8,258	7,821	80,420	56,945	58,246	48,010
Total of Fish "	211,808	248,830	251,751	314,350	294,979	45,27,913	58,02,776	57,42,320	68,23,713	61,14,100
FOODS, BRAN, AND POLLARDS (excluding OILCAKE)										
" " " " Tons	4,814	4,678	6,157	5,960	6,552	4,13,764	4,60,732	4,90,202	5,18,093	5,21,818
FRUITS AND VEGETABLES—										
Fresh fruits and vegetables—										
Fresh fruits Value	—	—	—	—	—	15,980	19,773	25,531	83,928	31,623
Fresh vegetables of all kinds " "	—	—	—	—	—	26,41,097	26,83,783	35,57,606	26,91,318	28,43,464
Fruits and vegetables : dried, salted, or preserved, all sorts Tons	2,131	2,748	2,804	3,646	3,361	3,19,330	4,30,925	5,41,280	6,76,586	6,47,657
Total Fruits and Vegetables Value	—	—	—	—	—	29,76,413	33,34,481	41,24,417	34,51,731	35,22,744
FURNITURE AND CABINETWARE										
" " " " "	—	—	—	—	—	8,223	8,445	11,681	12,580	16,773
GLASS AND GLASSWARE										
" " " " "	—	—	—	—	—	9,182	15,738	14,146	23,344	10,235
GRAIN, PULSE, AND FLOUR—										
Barley Tons	130	137	119	111	114	20,775	23,830	19,620	16,618	18,682
Jowar and bajra " "	20	24	13	50	47	2,475	2,899	2,015	6,772	7,183
Oats " " "	549	639	477	630	602	89,722	1,09,897	94,338	1,21,334	1,00,828
Pulse—										
Beans " "	746	859	578	933	1,025	1,07,455	1,39,110	1,01,987	1,56,653	1,30,212
Gram " " "	3,453	3,297	2,856	3,364	3,209	5,53,359	6,16,407	5,10,071	5,72,426	5,74,340
Lentils " " "	627	1,389	459	488	938	1,33,075	3,30,243	1,11,371	1,09,619	2,24,873
Other sorts " "	16,510	16,070	14,191	14,071	11,886	27,02,288	27,66,115	24,36,649	24,48,524	23,25,171
Total Pulse " "	21,345	21,615	18,034	18,856	17,052	34,96,127	38,51,935	31,69,078	32,87,221	32,00,896
Rice in the husk " "	27,553	35,535	20,159	33,726	42,776	25,80,564	36,41,522	20,33,180	34,58,116	39,44,831
Rice, not in the husk—										
Bolled rice " "	356,421	384,624	378,438	442,855	401,328	6,25,60,499	6,37,67,915	6,04,42,238	7,20,52,505	6,42,07,697
Cleaned rice " "	1,631	3,578	2,799	4,005	4,742	3,27,742	6,76,360	5,59,410	8,03,659	9,73,932
Broken cleaned rice " "	45,089	43,650	17,741	13,832	10,862	66,82,409	60,95,040	26,53,593	18,60,880	13,63,459
Other sorts " "	157	300	181	211	217	41,392	60,117	54,030	61,316	68,327
Total Rice, not in the husk " "	403,298	432,152	399,159	460,903	417,149	6,96,12,132	7,05,99,422	6,97,09,266	7,47,78,450	6,66,13,415
Rice flour and ground rice " "	5	10	17	21	19	1,423	2,279	3,771	5,031	3,792
Wheat " " "	19	42	22	24	26	4,879	11,759	6,575	6,755	6,114
Wheat flour " " "	5,719	5,044	3,975	4,139	2,022	12,76,257	12,18,041	9,14,452	9,05,097	4,40,000
Other sorts " " "	88	55	70	98	142	16,550	10,475	14,077	21,148	27,428
Total Grain, Pulse, and Flour " "	458,726	495,253	442,095	518,558	479,940	7,70,99,909	7,94,07,059	7,59,71,972	8,20,07,442	7,44,23,678
HARDWARE AND CUTLERY, including PLATED WARE Value						5,54,248	3,94,501	2,48,294	2,45,736	1,96,593
" " " " " Tons	62	6	2	2	2	24,559	9,035	5,072	25,873	15,050
HIDES AND SKINS, RAW =No.	3,929	6,339	5,208	24,419	17,609					
HORNS, TIPS AND PIECES OF HORN (a) Cwts.	600	..	300	200	500	3,300	..	2,250	2,570	5,000
INSTRUMENTS, APPARATUS, AND APPLIANCES, AND PARTS THEREOF Value	—	—	—	—	—	54,327	92,078	1,79,680	2,38,248	1,18,716
JEWELLERY (excluding Imitation Jewellery and Precious Stones and Pearls unset), also Plate of Gold and Silver " "	—	—	—	—	—	2,535	5,402	1,606	5,388	3,336
" " " " " Tons	33	64	68	96	244	8,120	10,266	7,781	16,640	35,216
LACQUERED WARE (OF INDIAN MANUFACTURE) Value	—	—	—	—	—	6,429	3,371	3,280	5,720	2,345
LEATHER—										
Hides, tanned or dressed Tons	1	..	2	7,063	10,727	13,735	14,154	18,945
" " " " " =No.	1,697	2,235	2,942	4,848	2,654					
Skins, tanned or dressed										
Goat skins Tons	..	1	3	3,777	5,382	15,573	7,305	6,230
" " " " " =No.	..	4,458	11,980	8,941	4,602					
Sheep skins Tons	11	13	18	7	10	58,733	64,327	77,112	43,481	33,065
" " " " " =No.	76,140	79,349	69,414	49,566	42,898					
Other skins Tons	3	..	2,266	143	1,879	110,075	2,268
" " " " " =No.	7,178	87	642	45,827	1,122					
Total Skins, tanned or dressed Tons	11	14	21	10	10	64,776	69,862	94,504	1,60,921	42,463
" " " " " =No.	83,313	83,804	82,036	104,384	48,617					

(a) Figures prior to 1925-26 include " Hornmeal ".

No. 13—continued
 CEYLON—continued
 EXPORTS THERE TO—continued

INDIAN MERCHANDISE—continued.

ARTICLES	QUANTITY					VALUE				
	1924-25	1925-26	1926-27	1927-28	1928-29	1924-25	1925-26	1926-27	1927-28	1928-29
LEATHER—										
Unwrought . . . Cwts.	28	18	34	9	14	5,473	4,471	5,122	2,600	3,888
Manufactures (excluding boots and shoes) . . . Value	—	—	—	—	—	19,268	34,706	43,402	64,748	48,004
Total Leather . . . "	—	—	—	—	—	26,675	1,19,756	1,57,023	2,42,428	1,13,300
LIQUORS—										
Spirit . . . Gals.	306	9,132	110	..	245	612	18,991	3,212	..	595
Other liquors . . . "	100	5,154	301	128	6	3,000	13,230	842	393	200
MACHINERY AND MILL-WORK . . . Value	—	—	—	—	—	21,973	11,438	19,485	20,043	5,242
MANURES—										
Bones—										
Crushed . . . Tons	2,654	2,592	2,323	2,577	3,169	1,90,373	2,62,043	2,33,655	2,59,204	3,19,387
Uncrushed . . . "	308	375	530	97	117	20,833	25,215	44,983	5,592	9,323
Bonemeal . . . "	11,762	13,515	13,940	11,640	9,085	14,37,133	13,49,168	12,50,392	10,30,497	8,75,723
Total Bones . . . "	14,724	16,482	16,793	14,314	12,351	16,98,339	16,36,426	15,29,030	13,45,293	12,04,935
Fish manures . . . "	7,345	1,323	2,403	4,113	2,939	11,23,355	1,31,079	3,29,609	5,78,534	3,05,387
Fish guano . . . "	6,723	5,054	1,819	1,449	1,184	7,23,829	6,84,137	3,08,747	2,47,152	1,98,789
Total Fish manures and guano . . . "	14,073	6,382	4,222	5,582	4,123	18,51,684	8,15,216	6,33,416	8,25,686	5,04,926
Hornmeal* . . . "	—	1	18	145	144	—	175	1,900	22,750	19,950
Sulphate of ammonia . . . "	1,849	375	4,396	2,352	10	3,43,174	51,200	7,09,109	4,00,458	2,050
Other kinds . . . "	343	2,958	4,511	3,732	3,179	1,22,358	5,57,250	7,72,386	6,32,984	4,79,148
Total Manures . . . "	31,494	26,098	29,640	26,125	19,307	40,15,555	39,60,207	36,46,441	32,27,171	22,07,709
MATS AND MATTING, except coir and rubber . . . Sq. Yards	295,956	345,092	462,223	301,359	274,366	26,911	19,760	30,732	31,720	36,233
METALS AND ORES—										
Brass, Bronze, and similar alloys, wrought . . . Cwts.	60	1,276	4,330	5,929	5,238	11,305	1,76,163	5,83,007	6,77,920	4,89,302
Copper, excluding ore . . . "	1,073	1,119	1,647	2,106	1,397	1,20,411	1,08,730	1,57,392	1,79,149	1,15,324
Iron or Steel, excluding ore Tons	499	632	451	435	635	42,912	32,916	23,030	23,754	35,031
Lead, pig . . . Cwts.	101,042	112,023	88,044	74,005	77,743	24,03,623	26,73,043	19,98,563	13,17,136	15,86,513
Other metals . . . "	460	3,300	7,624	11,336	243	26,766	1,79,059	3,11,637	4,01,476	19,515
Total Metals and Ores Tons	5,631	6,543	5,561	5,131	4,919	28,05,622	31,69,916	30,78,734	28,02,435	22,46,290
OILS—										
Animal . . . Gals.	1,130	104	..	2,622	2,105	1,135	203	..	4,213	6,055
Essential . . . "	3,411	..	410	1,233	2,316	1,79,174	..	7,310	21,107	47,400
Mineral . . . "	35,779	36,720	48,373	53,999	48,630	35,332	33,122	45,405	54,571	53,050
Vegetable, non-essential—										
Castor . . . "	26,257	30,820	24,016	31,295	25,170	72,159	69,773	48,633	69,960	54,433
Coconut . . . "	316	1,544	973	1,574	643	1,335	7,756	5,297	3,467	2,732
Groundnut . . . "	14,384	13,572	20,951	33,715	35,946	38,331	49,303	50,356	67,566	62,592
Linseed . . . "	2,743	3,240	3,123	5,743	3,613	8,332	16,621	7,937	14,103	9,033
Sesamum (til or jinjili) . . . "	3,533	6,265	6,914	15,695	13,432	11,913	13,960	20,167	45,310	37,531
Other sorts . . . "	11,652	11,463	13,462	16,033	12,933	24,677	27,234	23,476	29,333	25,599
Total Vegetable, non-essential . . . "	59,435	73,904	69,447	103,110	91,797	1,57,352	1,39,697	1,60,391	2,35,394	1,92,030
Total Oils . . . "	99,755	110,728	113,235	165,999	145,343	3,73,093	2,26,027	2,13,606	3,15,235	2,93,545
OLDCAKES—										
Castor cake . . . Tons	1,400	1,107	159	50	1,107	1,17,599	99,319	13,912	3,424	1,27,357
Groundnut cake . . . "	14,534	24,562	32,199	29,746	25,058	15,54,179	23,14,501	35,57,913	32,50,443	26,30,225
Rape and sesamum cake . . . "	17,230	13,546	13,059	16,543	17,330	25,70,216	25,99,007	31,06,223	25,56,116	24,52,414
Oil . . . "	1,706	3,342	1,745	533	1,607	2,02,322	13,25,513	2,46,153	43,535	1,94,793
Total Oilcakes . . . "	34,900	53,557	52,156	46,926	45,092	44,44,316	68,23,345	69,24,200	56,60,523	54,55,294

* Separately recorded from 1925-26.

No. 13—continued
CEYLON—continued
EXPORTS THERETO—continued

INDIAN MERCHANDISE—continued

ARTICLES	QUANTITY					VALUE				
	1924-25	1925-26	1926-27	1927-28	1928-29	1924-25	1925-26	1926-27	1927-28	1928-29
PAINTS AND PAINTERS' MATERIALS . . . Value	—	—	—	—	—	R	R	R	R	R
PARAFFIN WAX . . . Tons	10	23	15	21	42	6,514	8,552	12,815	7,874	7,327
PERFUMERY (not being PERFUMED SPIRITS) . Value	—	—	—	—	—	8,645	10,465	6,860	9,555	19,144
PRINTING AND LITHOGRAPHING MATERIALS (excluding PAPER) . . .	—	—	—	—	—	35,099	26,290	32,145	31,199	33,452
	—	—	—	—	—	9,467	10,377	10,075	30,608	17,688
PROVISIONS AND OILMAN'S STORES—										
Butter . . . Cwts.	2,160	2,210	2,489	2,183	2,104	2,62,628	2,66,873	2,70,519	2,45,356	2,10,397
Ghi . . . "	5,288	6,259	4,648	4,348	3,786	4,25,472	4,37,042	3,74,065	3,23,990	3,22,757
Pickles, chutnies, and condiments . . .	941	744	608	901	925	21,472	20,046	25,294	20,620	20,861
Other sorts of provisions . . . Value	—	—	—	—	—	2,35,599	1,98,967	2,38,951	3,31,864	3,82,311
Total Provisions and Oilman's stores . . .	—	—	—	—	—	9,45,171	9,51,928	9,08,829	9,27,830	9,01,326
RAILWAY PLANT AND ROLLING-STOCK (a) . . .	—	—	—	—	—	—	16,293	800	—	—
RUBBER, RAW . . . Lbs.	3,907,288	5,048,234	4,700,589	5,483,070	6,313,931	33,87,281	62,56,888	60,82,134	61,41,470	61,73,433
" MANUFACTURED Value	—	—	—	—	—	2,259	4,536	24,951	45,556	6,265
SALT . . . Tons	1,660	11,920	15,916	14,694	10,150	28,166	2,04,925	2,08,543	2,79,139	1,89,114
SEEDS—										
Oilseeds—										
Essential—										
Ajama . . . Tons	10	15	16	19	31	3,679	5,770	5,826	7,233	10,768
Coriander . . . "	1,311	1,363	700	1,077	380	5,40,175	3,70,131	3,08,518	3,82,967	1,23,972
Cumin (other than black) . . . "	517	150	22	9	14	4,09,508	1,24,928	18,666	7,105	10,400
Fenugreek . . . "	280	295	117	173	246	88,452	1,11,985	43,883	71,422	1,01,878
Fennugreek . . . "	287	292	325	345	393	84,735	90,626	1,04,402	1,20,101	97,303
Other sorts . . . "	12	21	19	15	37	5,291	7,415	6,198	5,351	11,679
Total Seeds, Essential . . .	2,817	2,141	1,199	1,638	1,001	11,51,840	7,16,455	3,82,553	6,00,179	3,55,990
Non-essential—										
Cotton . . . "	756	900	929	1,165	876	97,906	1,26,006	1,05,032	1,39,021	1,10,193
Groundnuts . . . "	167	224	362	451	335	33,612	37,607	66,115	86,804	64,250
Mustard . . . "	31	21	2	16	8	10,329	4,430	934	5,143	3,230
Poppy . . . "	15	15	17	23	39	5,080	6,763	7,020	8,655	12,530
Rape . . . "	315	320	310	367	298	99,740	81,325	1,05,356	1,15,440	86,015
Sesamum (all or linill) . . .	1,181	1,446	694	1,932	1,121	3,64,319	4,37,931	1,96,736	5,68,155	3,97,679
Other sorts . . . "	5	13	22	44	18	2,373	4,081	3,475	16,692	5,067
Total Seeds, non-essential . . .	2,470	3,038	2,320	3,998	2,695	6,13,859	6,93,243	4,90,223	9,40,485	5,34,960
Other than oilseeds . . .	13	21	33	243	191	3,032	9,959	11,467	76,652	63,430
Total Seeds . . .	5,300	5,200	3,563	5,679	3,697	17,73,781	14,24,657	8,84,248	16,17,316	10,04,339
SOAP . . . Cwts.	182	93	50	171	166	3,744	1,031	672	2,623	5,199

(a) Discontinued from 1923-29.

No. 13—continued
 CEYLON—continued
 EXPORTS THERETO—continued

INDIAN MERCHANDISE—continued

ARTICLES	QUANTITY					VALUE				
	1924-25	1925-26	1926-27	1927-28	1928-29	1924-25	1925-26	1926-27	1927-28	1928-29
SPICES—										
Cardamoms . . . Cwts.	6	7	11	18	25	1,710	1,863	2,008	7,980	7,176
Chilies "	119,616	128,220	123,011	138,900	143,300	32,04,200	33,69,482	34,01,953	33,90,522	29,88,727
Ginger "	1,773	2,314	1,675	1,915	2,688	85,274	1,20,143	55,305	50,701	1,14,184
Pepper "	528	1,897	1,559	2,073	1,435	32,116	1,23,110	1,10,947	1,73,047	1,34,428
Other sorts "	49	25	65	223	71	2,627	1,204	2,823	2,099	2,844
Total Spices . . . "	121,871	132,403	126,321	143,129	147,609	33,26,927	36,20,802	36,03,128	36,36,849	32,47,809
STATIONERY (excluding PAPER) . . . Value	—	—	—	—	—	11,883	12,599	15,090	22,349	10,214
STONE AND MARBLE . . . Tons	2,625	3,985	3,668	3,275	1,275	20,830	27,205	27,151	32,321	16,216
SUGAR—										
Sugar, 16 Dutch standard and above . . . "	3	71	62	37	48	1,847	13,472	10,598	11,868	17,711
Sugar, 15 Dutch standard and below "	626	314	410	534	458	1,71,334	72,992	96,309	1,23,785	1,05,597
Molasses including palmira and cane jaggery . . . "	1,798	1,012	1,319	1,308	1,183	4,43,238	3,61,916	3,00,960	2,01,881	2,65,151
Confectionery (a) . . . "	38	93	113	—	—	35,960	61,879	90,557	—	—
Total Sugar "	2,465	2,090	1,904	1,879	1,689	6,52,429	5,35,259	5,13,424	4,27,534	3,88,459
TALLOW AND STEARINE (including GREASE AND ANIMAL FAT) . . . Cwts.	..	343	41	209	277	..	17,535	1,945	6,825	5,986
TEA, BLACK Lbs.	3,080,705	4,170,816	4,427,361	4,716,351	4,648,215	27,22,842	28,54,379	31,23,063	33,53,296	32,93,990
TEXTILES—										
Cotton—										
Raw Tons	763	1,220	755	907	970	12,33,711	20,29,844	10,24,987	10,21,869	11,22,470
Waste Cwts.	3,309	3,287	3,104	3,832	2,910	1,37,908	1,25,600	99,882	1,05,727	99,309
Twist and yarn . . . Lbs.	142,621	120,453	121,087	92,066	93,055	1,90,141	1,20,490	1,04,133	70,242	71,494
Manufactures—										
Canvas Yards	5,725	1,821	6,222	3,195	8,241	6,674	2,241	6,051	2,566	6,183
Hosiery Value	—	—	—	—	—	45,708	13,290	6,793	3,059	14,000
Fleece goods—										
Grey (unbleached) Yards	235,409	759,300	353,860	252,283	354,160	1,10,679	3,81,425	1,41,269	1,09,387	1,40,030
White (bleached) . . . "	149,769	171,597	247,067	219,860	136,449	84,755	85,317	1,35,506	1,09,409	54,000
Coloured, printed, or dyed . . . "	15,591,186	17,508,809	21,075,714	19,176,923	17,344,862	81,57,765	80,89,150	1,05,25,006	84,81,030	80,55,004
Total Fleece goods . . . "	16,006,454	18,434,706	21,676,641	19,649,072	17,835,471	83,53,199	94,55,892	1,08,02,721	87,01,226	82,40,124
Thread, sewing . . . Lbs.	14,537	19,721	24,766	20,688	32,358	27,290	32,118	42,776	30,825	34,464
Other sorts of manufactures . Value	—	—	—	—	—	72,024	88,063	1,02,530	1,03,393	95,200
Total Cotton manufactures (including twist and yarn) . . . "	—	—	—	—	—	86,95,051	97,22,014	1,11,24,999	89,11,251	84,71,481

(a) Shown under "Provisions and Oilman's Stores" from 1927-28.

No. 13—continued
 CEYLON—continued
 EXPORTS THEREOF—continued

INDIAN MERCHANDISE—concluded

ARTICLES	QUANTITY					VALUE				
	1924-25	1925-26	1926-27	1927-28	1928-29	1924-25	1925-26	1926-27	1927-28	1928-29
						R	R	R	R	R
TEXTILES—continued										
Flax manufactures . . . Value	—	—	—	—	—	1,728	11,011	500	1,600	3,474
Haberdashery and Millinery ..	—	—	—	—	—	30,610	35,152	16,533	29,346	86,830
Romp, Raw . . . Cwts.	478	332	552	378	546	9,327	5,416	7,808	6,072	6,456
.. Manufactures . . . Value	—	—	—	—	—	2,527	6,406	2,922	2,002	2,927
Jute—										
Manufactures—										
Sacking gunny bags . . No.	1,596,520	1,572,099	1,747,749	1,402,860	1,708,215	8,26,658	9,01,534	8,52,128	6,69,737	7,51,188
Hessian .. " " " "	12,400	1,560	2,750	5,324	40,000	9,391	7,119	11,711	2,337	12,400
Total Gunny bags . . "	1,608,920	1,573,649	1,750,499	1,408,180	1,748,215	8,36,044	9,08,653	8,63,839	6,72,074	7,63,588
Sacking gunny cloth . . Yards	1,350	25,000	7,000	100	—	442	6,875	2,940	55	—
Hessian gunny cloth ..	3,007,426	3,151,200	3,158,568	3,310,070	3,446,362	7,05,096	8,96,139	6,72,610	7,72,242	8,52,688
Rops and twine . . . Cwts.	2,844	3,700	2,332	3,781	3,026	84,239	1,19,111	1,01,385	73,792	75,853
Other kinds . . . Value	—	—	—	—	—	25,560	28,256	10,492	23,510	18,413
Total Jute manufactures (including twist and yarn) . . . "	—	—	—	—	—	16,52,231	19,59,034	16,51,216	15,41,678	17,10,542
Silk manufactures—										
Piece goods . . . Yards	4,449	20,530	11,842	12,547	7,802	5,437	18,147	12,871	15,800	7,347
Goods of silk mixed with other materials ..	92,748	155,520	56,473	726,262	560,377	72,000	1,24,159	48,874	4,28,241	2,95,058
Other sorts . . . Lbs.	350	1	..	440	..	166	0	..	2,011	..
Total Silk manufactures Value	—	—	—	—	—	77,608	1,42,312	61,745	4,46,052	3,02,405
Wool manufactures—										
Carpets and rugs . . . Lbs.	519,217	481,058	467,757	385,076	367,038	1,93,299	1,94,793	2,71,498	1,99,809	1,91,355
Other sorts . . . Value	—	—	—	—	—	5,849	2,380	36,304	6,048	1,451
Total Woollen manufac- tures . . . "	—	—	—	—	—	1,99,148	1,97,182	3,07,797	2,05,852	1,92,806
TOBACCO—										
Unmanufactured . . . Lbs.	106,765	132,337	107,960	84,270	130,685	30,536	52,284	47,632	37,448	67,393
Manufactured . . . "	276,372	150,018	219,452	298,088	289,960	1,57,364	1,68,262	2,24,415	2,70,190	2,50,681
TOYS AND REQUISITES FOR GAMES AND SPORTS, including FISHING TACKLE (other than FIREARMS) . . . Value										
	—	—	—	—	—	7,255	10,661	17,089	16,098	16,118
UMBRELLAS, including PARASOLS AND SUNSHADES . . No.										
	33,730	33,044	92,101	110,801	114,190	30,176	66,270	1,32,357	1,96,162	1,95,626
WAX OF ALL KINDS, other than PARAFFIN WAX (excluding CANDLES) . . . Cwts.										
	211	365	366	378	260	18,358	25,345	32,100	41,605	28,798
FOOD AND TIMBER—										
Teak wood . . . Cubic Tons	6,122	5,470	5,420	4,088	3,627	8,23,224	9,26,736	8,29,373	6,30,020	5,47,580
Other timber (a) .. " "	339	—	—	—	—	47,075	—	—	—	—
Manufactures of wood (other than furniture and cabinetware) . . Value	—	—	—	—	—	17,352	10,368	16,232	18,812	10,499
Other kinds of wood and timber (b) . . . "	—	—	—	—	—	—	35,772	60,013	14,370	26,474
Total Wood and Timber ..	—	—	—	—	—	8,87,651	9,81,876	9,08,408	6,63,202	5,83,553
OSTAL ARTICLES . . . "										
	—	—	—	—	—	49,64,458	46,21,751	39,60,527	52,60,038	39,66,031
ALL OTHER ARTICLES OF MERCHANDISE . . . "										
	—	—	—	—	—	286,558	1,71,503	3,12,465	1,91,036	3,04,323
GRAND TOTAL . . . "	—	—	—	—	—	13,60,28,324	14,63,58,010	14,44,04,991	15,22,45,092	13,76,09,135

(a) Discontinued from 1925-26.
 (b) Separately recorded from 1925-26

No. 13—continued
 CEYLON—continued
 EXPORTS THERE TO—continued

ARTICLES	QUANTITY					VALUE				
	1924-25	1925-26	1926-27	1927-28	1928-29	1924-25	1925-26	1926-27	1927-28	1928
						R	R	R	R	R
ANIMALS, LIVING—										
Horses No.	23	61	56	60	57	1,55,600	1,67,025	1,22,500	1,95,625	3,01
APPAREL (including DRA- PERY, UNIFORMS, AND ACCOUTREMENTS, BUT excluding HOSIERY AND BOOTS AND SHOES) . Value	—	—	—	—	—	57,149	42,129	81,935	55,342	31,4
BOOKS, PRINTED, AND PRINT- ED MATTER (not being STATIONERY), including MAPS AND CHARTS . . . Cwts.	272	305	257	262	515	41,379	60,713	54,737	41,800	1,21,8
BOOTS AND SHOES . . . Pairs	10	263	3,458	1,216	468	150	1,879	6,807	2,111	7
BUILDING AND ENGINEERING MATERIALS, other than OF IRON, STEEL OR WOOD . Value	—	—	—	—	—	14,437	3,375	565	1,200	8,3
CHEMICALS AND CHEMICAL PREPARATIONS (excluding CHEMICAL MANURES AND MEDICINES) "	—	—	—	—	—	31,256	23,234	19,873	56,558	22,94
COAL AND COKE . . . Tons	600	..	65	12,900	..	1,17
CUTLERY Value	—	—	—	—	—	17,525	15,475	18,450	7,159	10,393
DRUGS AND MEDICINES (excluding CHEMICALS AND NARCOTICS)—										
Asafetida Cwts.	75	111	111	99	119	3,870	6,270	7,030	7,027	7,500
Camphor Lbs.	5,476	9,992	13,720	365	..	14,260	24,387	29,293	2,062	..
Other sorts of drugs and medicines Value	—	—	—	—	—	27,833	21,114	33,999	36,113	25,984
Total of Drugs and Medicines . .	—	—	—	—	—	46,033	51,771	75,322	45,202	43,484
DYING AND TANNING SUB- STANCES—										
Aniline Lbs.	21,694	10,639	17,083	5,09,140	19,723	30,850	22,861	31,454	9,20,384	37,919
Other sorts Value	—	—	—	—	—	4,861	5,938	3,846	2,16,193	16,990
Total Dyeing and Tanning substances "	—	—	—	—	—	35,711	28,799	35,300	11,36,577	54,909
EARTHENWARE AND POR- CELAIN (including PIPES OF EARTHENWARE) "	—	—	—	—	—	3,535	7,327	4,804	2,578	1,517
FRUITS AND VEGETABLES—										
Fruits and vegetables: dried, salted, or pre- served—										
Date Tons	93	140	47	87	33	24,165	23,092	14,089	26,519	6,990
Other sorts "	149	186	119	215	172	1,09,069	1,43,843	96,336	1,77,407	1,31,900
GLASS AND GLASSWARE . Value	—	—	—	—	—	15,343	26,632	13,344	12,750	23,160
GUMS AND RESINS . . . Cwts.	459	443	525	758	1,276	11,577	14,610	16,861	26,882	51,576
HARDWARE, (exclud- ing CUTLERY AND ELECTRO- PLATED WARE) . Value	—	—	—	—	—	3,32,449	6,05,301	3,21,378	4,75,330	5,41,174

No. 13—continued
 CEYLON—continued
 EXPORTS THERE TO—continued

FOREIGN MERCHANDISE—continued

ARTICLES	QUANTITY					VALUE				
	1924-25	1925-26	1926-27	1927-28	1928-29	1924-25	1925-26	1926-27	1927-28	1928-29
						₨	₨	₨	₨	₨
INSTRUMENTS, APPARATUS, AND APPLIANCES, AND PARTS THEREOF—										
Electrical . . . Value	—	—	—	—	—	33,421	40,746	76,592	39,987	58,406
Musical . . . "	—	—	—	—	—	21,809	15,993	11,249	32,318	19,580
Photographic . . . "	—	—	—	—	—	2,856	1,365	5,901	7,502	13,191
Other kinds . . . "	—	—	—	—	—	14,484	27,495	12,398	37,825	27,450
Total Instruments, Apparatus, and Appliances, and parts thereof . . . "	—	—	—	—	—	77,160	85,599	1,06,140	1,17,632	1,18,627
JEWELLERY (excluding IMITATION JEWELLERY AND PRECIOUS STONES AND PEARLS, UNSET), ALSO PLATE OF GOLD AND SILVER—										
Jewellery . . . "	—	—	—	—	—	880	6,600	—	7,400	—
LEATHER MANUFACTURES (excluding BOOTS AND SHOES) . . . "										
	—	—	—	—	—	28,741	13,191	8,258	9,981	15,150
LIQUORS—										
Ale, Beer and Porter . Gals.	—	—	2,422	51	149	—	—	6,594	200	657
Spirit . . . "	1,263	595	2,044	3,065	3,194	2,335	1,322	2,553	4,394	4,580
Wines . . . "	320	10	2	181	595	3,637	300	66	3,501	6,171
Total Liquors . . . "	1,583	605	4,468	3,297	3,938	11,022	1,622	9,208	8,095	11,414
Machinery and Millwork . Value	—	—	—	—	—	1,79,776	1,01,064	1,08,617	1,52,514	1,29,388
MACHINES . . . Gross. of boxes	17,150	10,330	25	7,650	20,990	21,560	21,809	100	11,050	41,243
METALS AND ORES—										
Copper . . . Cwts.	52	14	39	70	29	3,149	1,900	2,500	5,500	2,785
Iron or Steel . . . Tons	329	39	66	32	49	68,979	11,205	33,192	15,411	7,921
Lead . . . Cwts.	747	16	473	24	180	37,378	483	17,908	650	12,104
Others . . . Tons	5	8	6	3	9	16,046	23,436	20,527	25,254	24,017
Total Metals and Ores . . . "	874	49	98	45	68	1,26,452	37,023	74,127	46,815	46,827
OILS—										
Mineral . . . Gals.	10,539	28,142	39,625	144,477	2,186,160	21,479	55,430	54,861	64,912	1,62,229
Other sorts . . . "	15	208	5	47	239	50	3,365	25	360	475
Total Oils . . . "	10,554	28,350	39,630	144,524	2,186,419	21,529	58,795	54,886	65,272	1,63,304
PAINTS AND PAINTERS' MATERIALS—										
Paints and Colours . Cwts.	913	181	161	349	194	50,082	11,051	14,472	39,628	16,074
PAPER AND PAPERBOARD . Value	—	—	—	—	—	16,594	9,562	7,086	8,007	6,814
PERFUMERY not being FER- MOUNTED SPIRITS . . . "	—	—	—	—	—	13,600	21,618	15,449	16,705	10,963
PRINTING AND LITHO- GRAPHING MATERIALS . . . "	—	—	—	—	—	4,952	13,220	19,623	3,792	4,984
PROVISIONS AND OILMAN'S STORES . . . Cwts.	220	290	292	123	151	20,797	21,910	44,155	9,733	14,413
RAILWAY PLANT AND ROLL- ING STOCK (a) . . . Value	—	—	—	—	—	86,738	1,018	1,265	3,105	—
RUBBER MANUFACTURES . . . "	—	—	—	—	—	60,819	75,172	51,572	34,493	72, 65
SEEDS . . . TONS	3	—	10	47	—	2,245	135	5,670	31,855	690

(a) Discontinued from 1928-29.

No. 13—continued
 CEYLON—concluded
 EXPORTS THERE TO—concluded

FOREIGN MERCHANDISE—concluded

ARTICLES	QUANTITY					VALUE				
	1924-25	1925-26	1926-27	1927-28	1928-29	1924-25	1925-26	1926-27	1927-28	1928-29
SOAP Cwts.	105	5	16	81	7	5,087	294	1,860	1,588	1,000
SPICES	199	68	203	74	171	12,445	5,011	10,610	4,445	7,848
STATIONERY (excluding PAPER) Value	—	—	—	—	—	18,658	20,127	18,140	12,342	10,622
SUGAR— Sugar, 16 Dutch standard and above Tons	946	1,469	610	199	1,073	3,38,641	4,63,261	1,37,550	59,720	2,65,471
Confectionery(a)	53	31	2	—	—	58,410	29,472	2,140	—	—
TEXTILES— Cotton— Raw Tons	18	—	87	83	32	40,000	124	97,500	76,300	31,200
Twist and yarn Lbs.	2,600	12,600	8,400	4,100	5,400	4,500	13,320	9,395	5,391	6,340
Manufactures— Handkerchiefs and Shawls in the piece No.	2,192	5,172	7,236	14,279	34,066	1,460	2,800	1,565	4,525	9,210
Piecegoods— Grey (unbleached) . Yards	1,004,678	544,624	850,316	240,325	74,252	4,25,097	2,21,915	1,80,428	86,801	23,568
White (bleached)	757,612	624,285	513,324	543,031	412,990	4,35,475	4,00,601	3,03,735	2,96,003	2,07,331
Coloured, printed, or dyed	736,459	719,787	855,538	778,657	752,444	4,70,386	4,16,272	1,89,315	3,14,848	2,59,490
Total of cotton piecegoods	2,498,744	1,888,696	1,219,178	1,571,513	1,239,686	18,80,908	10,38,738	6,23,478	6,97,652	4,91,009
Thread, sewing Lbs.	3,699	2,694	2,131	1,529	1,036	5,100	5,242	3,533	2,559	1,833
Other sorts of manufactures Value	—	—	—	—	—	10,847	10,591	3,891	7,931	4,973
Total Cotton manufactures (including twist and yarn)	—	—	—	—	—	14,02,915	10,71,241	6,42,362	7,18,058	5,13,865
Flax Manufactures— Haberdashery and Millinery	—	—	—	—	—	11,762	5,092	5,353	3,523	1,170
Silk— Manufactures— Piecegoods Yards	2,632	6,564	3,830	3,536	4,067	4,450	3,991	5,971	4,935	6,494
Other sorts Value	—	—	—	—	—	1,500	78	1,242	..	452
Total Silk manufactures	—	—	—	—	—	5,950	9,069	7,213	4,935	6,946
Wool— Manufactures— Piecegoods Yards	30,971	41,301	23,036	16,215	9,557	56,752	65,774	31,332	37,210	22,006
Other sorts Value	—	—	—	—	—	21,450	16,835	3,325	31,794	3,262
Total Woollen manufactures	—	—	—	—	—	78,202	82,609	40,207	69,004	30,268
Other Textiles, manufactured	—	—	—	—	—	1,48,136	2,15,468	1,06,436	2,30,600	37,715
TOBACCO, MANUFACTURED Lbs.	590	51	1,607	1,552	389	4,558	202	9,564	9,706	1,246
TOYS AND REQUISITES FOR GAMES AND SPORTS including FISHING TACKLE (other than FIREARMS) Value	—	—	—	—	—	10,123	1,268	4,442	13,107	1,137
UMBRELLAS, including PARASOLS AND SUNSHADES. No.	5,736	12,999	27,238	16,664	23,420	35,530	30,232	61,973	42,900	63,890
VEHICLES (excluding LOCOMOTIVES, ETC., FOR RAILWAYS)— Carriages and carts (excluding railway carriages), and parts thereof Value	—	—	—	—	—	54,315	57,337	1,67,906	50,639	60,357
Ships, parts of (including Launches and Boats)	—	—	—	—	—	6,500	14,000
Other sorts	—	—	—	—	—	99,096	56,202	33,454	41,242	3,29,397
WOOD AND TIMBER— Wood and Timber (excluding Manufactures)	—	—	—	—	—	2,113	4,810	3,465	1,970	6,400
Manufactures of wood, other than furniture and cabinetware	—	—	—	—	—	2,256	670	5,464	34,152	1,110
POSTAL ARTICLES	—	—	—	—	—	17,07,049	15,24,738	14,46,908	22,11,402	13,70,335
ALL OTHER ARTICLES OF MERCHANDISE	—	—	—	—	—	1,64,606	51,559	1,06,131	93,309	1,17,139
GRAND TOTAL	—	—	—	—	—	57,11,996	53,64,269	42,13,622	65,40,342	48,05,276
GRAND TOTAL OF INDIAN AND FOREIGN MERCHANDISE	—	—	—	—	—	14,17,30,320	15,22,22,238	14,86,13,616	15,87,36,534	14,24,74,411

(a) Included in "Provisions and Oilman's Store" from 1927-28.

No. 13—continued

STRAITS SETTLEMENTS (INCLUDING LABUAN)

IMPORTS THEREFROM

ARTICLES	QUANTITY					VALUE				
	1924-25	1925-26	1926-27	1927-28	1928-29	1924-25	1925-26	1926-27	1927-28	1928-29
ANIMALS, LIVING—						R	R	R	R	R
Horses No.	48	18	7	62	4	30,200	10,850	5,050	34,070	4,200
Other kinds "	522	100	63	67	31	11,475	6,703	5,875	13,645	27,745
Total Animals, living "	568	127	70	129	35	41,675	17,553	10,925	58,315	31,945
APPAREL (excluding HOSIERY AND BOOTS AND SHOES)—										
Apparel (including drapery, uniforms, accessories) Value	—	—	—	—	—	38,748	36,773	51,053	73,093	66,732
Hats, caps, bonnets, and hatter's ware "	—	—	—	—	—	4,929	12,367	6,454	12,161	9,687
Other sorts "	—	—	—	—	—	1,140	337	3,673	1,936	1,724
Total Apparel, etc. "	—	—	—	—	—	44,817	49,477	61,180	87,190	78,143
BASKETS AND BASKETWARE "	—	—	—	—	—	699	519	11,507	1,387	3,536
BOOKS, PRINTED, AND PRINTED MATTER (not being STATIONERY), (including MAPS AND CHARTS) Cwts.	83	219	133	109	121	17,521	21,386	14,303	27,392	10,932
BOOTS AND SHOES—										
Of leather Pairs	3,380	2,505	2,223	7,523	6,704	12,737	11,711	3,339	19,139	26,669
Of other materials "	38,066	94,355	76,673	63,673	33,079	76,660	1,60,994	97,274	32,326	1,00,885
Total Boots and Shoes "	41,446	96,860	78,896	71,196	39,783	89,397	1,72,705	1,00,613	51,465	1,27,554
BRUSHES AND BROOMS—										
Brushes Dozens	946	16,489	25,530	1,934	557	1,474	7,075	9,935	4,506	396
Brooms "	34,105	103,351	36,673	64,812	61,920	14,240	16,693	14,843	17,132	22,322
Total Brushes and Brooms "	35,051	119,840	62,203	66,746	62,477	15,714	23,768	24,778	21,638	22,718
BUILDING AND ENGINEERING MATERIALS, other than OF IRON, STEEL, OR WOOD—										
Cement—										
Portland Tons	150	77	43	442	442	7,331	5,205	3,761	30,927	27,923
Other kinds "	2	23	1	202	..	246	1,902	200
Total Cement "	150	77	45	465	443	8,033	5,205	4,007	32,829	28,123
Other kinds Value	—	—	—	—	—	1,914	2,090	3,530	1,363	2,343
Total Building and Engineering materials, etc. "	—	—	—	—	—	9,947	7,295	7,537	34,692	30,466
IRONS AND BARRANS Cwts.	40,441	35,051	39,333	35,044	23,709	5,90,377	4,76,273	5,40,623	5,27,792	4,16,230
MEDICALS AND CHEMICAL PREPARATIONS (excluding MEDICAL MANURES AND MEDICINES)—										
Acids Cwts.	252	266	185	307	180	13,526	13,996	9,301	14,419	9,415
Cyanide of Sodium "	450	22,793
Other sorts of Chemicals Value	—	—	—	—	—	5,235	3,563	13,173	10,693	7,363
Total Chemicals, etc. "	—	—	—	—	—	18,811	20,558	50,333	25,112	17,233

STRAITS SETTLEMENTS (INCLUDING LABUAN)—continued

IMPORTS THEREFROM—continued

ARTICLES	QUANTITY					VALUE				
	1924-25	1925-26	1926-27	1927-28	1928-29	1924-25	1925-26	1926-27	1927-28	1928-29
						R	R	R	R	R
CLOCKS AND WATCHES, AND PARTS THEREOF—										
Clocks and timepieces . No.	2,742	256	620	4,899	542	14,727	3,008	4,890	16,843	6,313
Watches "	4,119	11,344	13,498	8,341	4,783	43,273	73,550	61,614	1,07,346	13,868
Parts of clocks and watches Value	—	—	—	—	—	143	536	—	36	5
Total Clocks, etc. "	—	—	—	—	—	63,143	82,094	66,504	1,24,225	25,186
COAL AND COKE—										
Coal Tons	750	2,963	1,001	2,085	1,191	12,750	1,02,431	14,293	31,317	4,352
COFFEE, other than roasted or ground . Cwts.										
	13,256	16,033	17,349	19,314	3,633	7,52,025	7,39,705	3,70,477	9,63,433	4,30,610
CORDAGE AND ROPE OF VEGETABLE FIBRE (excluding JUTE AND COTTON) "										
	932	834	1,059	834	1,023	37,471	23,676	40,403	31,233	23,663
DRUGS AND MEDICINES (excluding CHEMICALS AND NARCOTICS)—										
Gamphor Lbs.	4,224	15,033	22,213	3,421	12,433	3,394	10,475	20,343	17,200	25,019
Proprietary and Patent Medicines Value	—	—	—	—	—	17,606	14,933	11,767	35,540	42,247
Quinine Salts Lbs.	453	203	100	1	—	12,073	1,040	1,013	30	—
Other sorts of drugs and medicines Value	—	—	—	—	—	2,34,551	3,26,343	4,27,903	4,23,713	4,33,594
Total Drugs and Medicines, etc.	—	—	—	—	—	3,17,623	3,52,353	4,61,533	4,31,433	5,50,360
DYEING AND TANNING SUBSTANCES—										
Cutch and gambler . Cwts.	37,297	33,323	36,030	25,303	35,343	10,22,559	10,95,115	11,07,944	3,33,050	7,60,973
Saffron lbs.	100	—	—	167	500	199	—	—	13,132	23,235
Other sorts Value	—	—	—	—	—	17,716	2,432	5,439	9,903	3,321
Total Dyeing and Tanning substances "	—	—	—	—	—	10,40,474	10,97,597	11,13,383	9,06,135	7,87,534
EARthenWARE AND PORCELAIN—										
Earthenware Value	—	—	—	—	—	99,613	69,533	31,956	67,531	56,335
Porcelain "	—	—	—	—	—	7,979	13,195	10,935	10,334	6,379
Total Earthenware and Porcelain "	—	—	—	—	—	1,07,592	82,728	42,891	77,865	62,714
FIREWORKS Lbs.										
	15,533	36,000	274,933	116,221	39,632	3,743	12,113	72,909	43,143	12,774
FISH (excluding CANNED FISH)—										
Fish, dry, unsalted . Cwts.	236	533	2,223	210	375	11,933	30,332	72,279	11,313	25,137
" " salted "	71,259	39,073	33,333	76,374	60,040	22,99,433	23,51,099	27,45,923	24,56,906	17,93,014
" wet, salted (ngapi) "	24,376	33,112	27,937	35,239	21,337	3,20,331	4,31,919	3,61,717	4,52,276	2,40,377
Other sorts "	13	11	60	54	13	1,229	2,911	7,423	642	756
Total Fish (excluding canned fish) "	96,133	112,734	113,363	111,907	82,465	26,33,603	31,16,261	31,87,345	29,21,142	20,59,234

No. 13—continued

STRAITS SETTLEMENTS (INCLUDING LABUAN)—continued

IMPORTS THEREFROM—continued

ARTICLES	QUANTITY					VALUE				
	1924-25	1925-26	1926-27	1927-28	1928-29	1924-25	1925-26	1926-27	1927-28	1928-29
FRUITS AND VEGETABLES—										
Fresh fruits and vegetables—						R	R	R	R	R
Fresh fruits—										
Coconuts . . . No.	4,044,192	7,038,708	6,198,509	9,313,088	6,920,257	5,88,078	8,13,497	6,90,229	9,01,274	6,79,525
Others . . . Value	—	—	—	—	—	51,791	82,034	1,08,571	85,625	1,79,918
Fresh vegetables of all kinds . . . "	—	—	—	—	—	3,576	6,195	6,669	2,476	5,840
Total Fresh Fruits and Vegetables . . . "	—	—	—	—	—	6,89,043	9,09,726	8,00,469	9,89,275	8,65,283
Fruits and vegetables: dried, salted, or preserved, not being canned or bottled . . . Tons	225	250	729	938	341	64,782	85,461	1,87,990	2,11,167	1,31,869
Total Fruits and Vegetables . . . Value	—	—	—	—	—	7,23,825	9,94,177	9,88,459	12,00,432	9,96,652
FURNITURE AND CABINETRY—										
Furniture of wood (other than bedsteads) . . . "	—	—	—	—	—	8,046	7,568	11,744	20,597	18,422
Furniture of other materials (other than bedsteads) . . . "	—	—	—	—	—	16,808	12,780	12,590	50,165	32,023
Other kinds . . . "	—	—	—	—	—	5,107	4,685	8,478	6,159	7,315
Total Furniture, etc. . . "	—	—	—	—	—	29,961	25,028	32,812	76,921	57,760
GLASS AND GLASSWARE—										
Bottles and phials . . . Gross	10,122	7,445	7,568	11,042	14,119	90,186	61,636	64,158	81,796	85,319
Other glassware . . . Value	—	—	—	—	—	11,431	7,340	7,989	12,112	10,271
Total Glass and Glassware . . . "	—	—	—	—	—	1,01,617	68,976	72,147	93,908	95,590
GRAIN, PULSE AND FLOUR—										
Beans (dry) . . . Tons	46	68	28	325	521	8,409	18,753	5,297	55,951	89,238
Pulse . . . "	141	60	917	908	1,967	25,723	11,538	2,00,220	1,88,111	3,64,894
Rice not in the husk . . . "	298	9	20	25,571	8,200	58,318	2,781	3,660	32,30,951	18,65,900
Wheat flour in bags . . . "	34	15	14	23	19	9,347	4,896	3,962	6,972	6,338
Other sorts . . . "	5	1	40	611	778	1,094	1,123	8,512	76,341	1,28,368
Total Grain, Pulse, and Flour . . . "	524	153	1,019	27,438	11,540	97,891	34,090	2,21,831	85,58,226	19,55,236
GUMS AND RESINS—										
Arabic . . . Cwts.	..	585	40	..	20,568	1,177
Benjamin . . . "	19,548	16,715	17,865	20,383	17,603	8,07,533	6,67,729	7,55,853	9,52,705	9,54,809
Dammer (resins) . . . "	57,773	50,469	46,334	60,321	33,064	4,41,887	3,75,724	3,64,394	4,60,579	2,58,271
Resin . . . "	7,166	5,328	6,565	9,935	21,200	56,218	39,152	55,755	81,493	1,57,322
Other sorts . . . "	4,089	3,847	2,507	2,016	1,928	53,986	61,952	63,193	81,219	73,412
Total Gums and Resins . . . "	88,576	76,924	73,271	92,655	73,840	13,64,574	11,75,065	12,39,195	15,75,996	14,39,491
HARDWARE, excluding CUTLERY AND ELECTROPLATED WARE—										
Agricultural implements Value	—	—	—	—	—	11,565	6,500	2,861	2,835	4,411
Domestic hardware, other than enamelled ironware . . . "	—	—	—	—	—	7,834	12,314	12,822	7,460	5,432
Other sorts . . . "	—	—	—	—	—	2,07,147	2,69,957	1,77,119	1,36,968	1,16,752
Total Hardware, etc. . . "	—	—	—	—	—	2,26,546	3,18,780	1,92,802	1,47,258	1,26,595

STRAITS SETTLEMENTS (INCLUDING LABUAN)—continued

IMPORTS THEREFROM—continued

ARTICLES	QUANTITY					VALUE					
	1924-25	1925-26	1926-27	1927-28	1928-29	1924-25	1925-26	1926-27	1927-28	1928-29	
HIDES AND SKINS, RAW—											
Hides, raw	Tons	81	61	..	85	80	59,278	52,779	..	21,565	24,563
	No.	=6,994	=5,595	..	=2,500	=6,308					
Skins, raw	Tons	88	99	122	123	95	77,889	1,28,040	1,68,225	1,19,467	83,186
	No.	=64,781	=78,216	=78,861	=75,577	=82,720					
Total Hides and Skins, raw	Tons	169	160	122	158	125	1,37,167	1,80,819	1,68,225	1,41,032	1,07,749
	No.	=71,725	=83,811	=79,661	=78,077	=89,028					
INSTRUMENTS, APPARATUS, AND APPLIANCES, AND PARTS THEREOF—											
Electrical (including telegraph and telephone apparatus not being machinery)	Value	—	—	—	—	—	4,389	7,490	3,969	16,876	74,156
Musical	Value	—	—	—	—	—	10,693	12,249	30,355	28,246	39,917
Photographic—											
Cinematograph films	Length in Feet	220,068	221,608	225,661	404,837	459,944	31,351	43,161	48,643	64,589	62,186
Photographic, other than Cinematograph films	Value	—	—	—	—	—	6,356	15,809	3,656	2,484	25,296
Total Photographic Instruments	Value	—	—	—	—	—	37,707	58,970	52,299	67,073	87,482
Other sorts	Value	—	—	—	—	—	3,351	10,620	12,278	23,892	13,671
Total Instruments, Apparatus, and Appliances, etc.	Value	—	—	—	—	—	55,990	89,329	88,901	1,36,087	2,15,226
JEWELLERY (excluding IMITATION JEWELLERY, AND PRECIOUS STONES AND PEARLS, UNSET), ALSO PLATE OF GOLD AND SILVER—											
Jewellery	Value	—	—	—	—	—	26,883	22,466	51,766	31,136	18,141
Plate of gold and silver	Value	—	—	—	—	—	15,244	1,732	53,885	3,823	30,565
Total Jewellery, also plate of gold and silver	Value	—	—	—	—	—	54,127	24,178	1,05,651	34,964	48,706
LAG—											
Rice and seed	Cwts.	7,582	1,147	11,086	22,788	22,265	6,20,216	92,373	7,88,664	20,45,957	16,21,129
Other kinds (including lao-dye)	Value	42	108	15	1,508	10,176	2,062
Total Lao	Value	7,624	1,255	11,086	22,788	22,280	6,30,724	1,03,049	7,88,664	20,45,957	16,23,181

No. 13—continued
 STRAITS SETTLEMENTS (INCLUDING LABUAN)—continued
 IMPORTS THEREFROM—continued

ARTICLES	QUANTITY					VALUE				
	1924-25	1925-26	1926-27	1927-28	1928-29	1924-25	1925-26	1926-27	1927-28	1928-29
LEATHERS . . . Value	—	—	—	—	—	R 19,219	R 14,280	R 16,122	R 25,009	R 22,029
LIQUORS, including DE- MATURED AND PER- FUMED SPIRITS—										
Spirit—										
Whisky . . . Gals.	2,178	2,025	122	243	29	44,644	42,826	4,836	8,498	720
Spirit, present in drugs, medicines or chemi- cals . . . "	111	207	207	9	78	5,840	6,038	20,047	532	5,276
Other sorts . . . "	1,302	1,282	1,369	1,452	372	15,078	16,191	21,088	24,081	9,802
Total spirit . . . "	3,651	3,464	1,718	1,704	479	65,557	65,055	45,966	33,111	15,798
Other sorts of liquors. "	647	1,126	110	479	1,264	4,672	6,266	1,284	2,516	3,305
Total Liquors . . . "	4,298	4,600	1,828	2,183	1,743	70,229	71,320	47,250	35,627	19,103
MACHINERY AND MILLWORK—										
Prime-movers (other than electrical)—										
Locomotives (excluding those for railways)—										
Parts of steam en- gines . . . Value	—	—	—	—	—	35,541
Metal working machi- nery (including machi- ne tools) . . . "	—	—	—	—	—	14,711	..	122	3,542	161
Mining machinery . . . "	—	—	—	—	—	3,00,967	73,648	23,738	66,518	325
Other sorts of machinery excluding printing ma- chinery . . . "	—	—	—	—	—	82,768	1,34,737	70,712	1,09,210	97,822
Total Machinery and Millwork ;	—	—	—	—	—	4,34,007	2,08,386	94,572	1,78,270	98,308
MANURES . . . Tons	75	18,714
MATCHES—										
Safety . . . Gross of boxes	33,692	24,315	50,709	40,574	17,329	62,856	42,865	36,744	1,07,639	39,932
HATS AND HATTING, ex- cept COIR AND RUBBER YARDS.	83,520	94,002	83,253	95,534	85,998	68,798	68,208	58,244	66,504	54,291

STRAITS SETTLEMENTS (INCLUDING LABUAN)—continued

IMPORTS THEREFROM—continued

ARTICLES	QUANTITY					VALUE				
	1924-25	1925-26	1926-27	1927-28	1928-29	1924-25	1925-26	1926-27	1927-28	1928-29
						₹	₹	₹	₹	₹
METALS AND ORES—										
Brass, Bronze, and similar alloys and manufactures thereof Cwts.	4,896	6,597	4,514	3,536	1,681	1,52,047	1,97,581	1,24,806	1,01,692	50,386
Copper—										
Old, for re-manufacture ..	717	375	633	1,090	168	27,139	13,062	22,453	39,127	5,891
Others "	193	69	10	26	32	9,186	2,586	647	2,239	2,938
Total Copper (excluding ore) "	910	444	643	1,116	200	36,325	15,648	23,100	41,366	8,769
Steel Tons	7	3	75	..	2	1,042	313	10,679	503	1,684
Iron or Steel—										
Tubes, pipes and fittings wrought "	1	..	22	2	2	1,180	..	14,196	2,076	1,297
Other manufactures of iron or steel "	87	13	113	66	42	13,835	7,941	24,028	20,539	11,645
Total Iron or Steel "	88	13	135	68	44	20,015	7,941	38,224	22,615	12,942
Tin—										
Unwrought (blocks, ingots, bars, and slabs) Cwts.	48,693	52,904	49,475	68,912	47,374	79,83,660	92,02,842	93,24,544	1,19,21,918	74,93,062
Wrought including plates or sheets, not being tinned iron "	150	1,152	22,337	2,12,604
Total Tin "	48,843	54,056	49,475	68,912	47,374	80,11,497	94,15,446	93,24,544	1,19,21,918	74,93,062
Zinc or Spelter—										
Wrought or manufactured "	1,469	1,004	303	..	11	26,166	17,526	4,800	..	238
Other sorts "	..	376	2	37	6,730	76	620	..
Total Zinc or Spelter. . . . "	1,469	1,380	305	37	11	26,166	24,256	4,876	620	238
Other metals Tons	4	10	36	12	11	5,004	5,381	26,332	6,227	6,304
Total Metals (excluding ores) "	2,905	3,155	2,993	3,515	2,520	82,51,096	95,66,571	95,52,611	1,20,94,041	75,73,235

No. 13—continued

STRAITS SETTLEMENTS (INCLUDING LABUAN) —continued

IMPORTS THEREFROM—continued

ARTICLES	QUANTITY					VALUE				
	1924-25	1925-26	1926-27	1927-28	1928-29	1924-25	1925-26	1926-27	1927-28	1928-29
OILS—						R	R	R	R	R
Animal Gals.	5	10	..
Essential—										
Gajuputi oil	634	986	1,357	1,058	1,548	18,221	32,871	29,468	22,106	27,503
Peppermint	71	259	248	..	37	6,770	16,281	16,458
Other sorts	724	426	778	820	629	10,268	6,220	14,884	11,068	10,000
Total Essential oils	1,358	1,412	2,201	2,137	2,414	28,489	29,128	51,132	49,449	54,141
Mineral—										
Fuel oils	1,103,066	2,248,702	4,268,464	2,896,828	6,675,401	4,34,678	6,94,045	12,09,506	10,81,045	18,87,400
Kerosene	1,810	4,719,033	2,692,738	3,954,799	852,178	735	23,52,968	17,69,696	16,52,894	6,28,168
Lubricating oils	287,144	545,280	386,747	246,233	134,241	4,20,269	7,28,083	4,16,054	2,38,842	1,22,780
Other kinds	33,384	33,341	27,496	37,782	56,136	48,460	48,455	28,588	31,245	31,107
Total Mineral oils	1,424,904	7,541,366	7,370,446	7,135,687	7,817,976	9,04,042	48,28,551	34,28,744	29,03,526	26,10,455
Vegetable, non-essential—										
Coconut	3,245	969	82	745	1,086	8,845	2,447	224	2,154	2,616
Other sorts	6,838	7,565	8,420	9,920	12,559	16,450	12,225	17,791	21,768	23,078
Total Vegetable, non-essential	10,083	8,524	8,502	10,665	13,645	25,295	18,672	18,015	23,922	25,693
Total Oils	1,436,845	7,551,242	7,381,148	7,147,394	7,638,985	9,51,826	48,71,351	34,92,881	29,76,907	26,99,189
PAINTS AND PAINTERS' MATERIALS—										
Paints and Colours Cwts.	202	660	157	322	628	23,056	37,899	20,405	21,793	36,355
Painters' materials (other than paints and colours)—										
Turpentine—										
Turpentine Substitute	1,410	1,754	1,458	1,709	105	20,780	32,189	24,735	26,916	3,049
Other kinds Value	—	—	—	—	—	2,997	4,268	3,537	3,920	2,610
Total Paints and Painters' materials	—	—	—	—	—	47,733	73,856	48,677	52,629	42,014
PAPER AND PASTEBOARD—										
Paper Cwts.	2,757	1,618	1,496	988	1,487	59,259	44,740	44,852	33,940	41,841
Pasteboard, millboard, and cardboard of all kinds	10	7	12	2	..	588	339	275	95
Total Paper and Pasteboard	2,757	1,623	1,503	1,000	1,489	59,259	45,306	45,191	34,215	41,936
PARAFFIN WAX Tons	13	55	78	24	..	6,008	22,377	29,867	6,443	10
PERFUMERY, not being EX-FUMED SPIRITS Value	—	—	—	—	—	92,822	61,664	75,046	1,26,100	98,837
PLANTS, LIVING including BULBS AND SEEDS FOR SOWING	—	—	—	—	—	6,227	15,888	8,087	10,703	7,359
PRECIOUS STONES AND PEARLS UNSET—										
Diamonds	—	—	—	—	—	336	97,704	42,025	10,163	1,41,955
Other precious stones	—	—	—	—	—	855	389	1,11,329	7,04,396	1,497
Pearls	—	—	—	—	—	2,000	..	60
Total Precious Stones, etc.	—	—	—	—	—	1,191	98,093	1,55,354	1,14,559	1,43,512

STRAITS SETTLEMENTS (INCLUDING LABUAN)—continued

IMPORTS THEREFROM—continued

ARTICLES	QUANTITY					VALUE				
	1924-25	1925-26	1926-27	1927-28	1928-29	1924-25	1925-26	1926-27	1927-28	1928-29
						R	R	R	R	R
PROVISIONS AND OILMAN'S STORES (including FISH AND FRUITS AND VEGETABLES, CANNED OR BOTTLED)—										
Bacon and hams . . . Cwts.	11	168	18	12	24	2,547	16,842	2,376	2,220	2,854
Biscuits and cakes . . . "	535	1,153	4,001	6,782	22,887	22,086	40,782	94,505	1,81,509	6,85,064
Butter (including canned) . . . "	124	150	105	177	108	21,888	25,877	19,674	28,534	19,484
Canned and bottled provisions (not specified elsewhere)—										
Canned or bottled fruits . . . "	3,237	2,708	3,443	4,376	5,566	98,901	66,984	85,930	2,07,168	1,25,056
Tinned or canned fish . . . "	9,411	12,779	17,200	10,875	5,017	3,47,066	4,66,629	5,87,912	3,20,041	1,40,023
Others . . . "	591	612	681	1,149	683	47,641	14,109	24,386	25,539	24,396
Farinaceous and patent foods—										
Farinaceous foods in bulk . . . "	255,668	250,011	340,159	262,339	217,276	42,04,251	37,50,675	43,15,331	33,24,266	24,26,125
Milk foods for infants and invalids . . . "	122	22	28	136	71	3,537	4,334	6,490	31,457	9,335
Other sorts . . . "	2,681	306	17,056	8,860	249	49,306	3,859	1,80,565	1,04,057	6,725
Isinglass . . . "	14	15	22	53	78	3,372	3,566	6,232	7,110	18,074
Milk, condensed and preserved, including milk cream . . . "	2,419	341	487	586	528	1,54,899	20,689	27,323	21,374	27,837
Pickles, Chutnies, Sauces and Condiments . . . "	452	252	408	511	427	17,767	9,900	16,010	13,311	13,221
Other sorts of provisions Value	—	—	—	—	—	1,30,082	1,43,090	1,16,302	73,417	1,10,762
Total Provisions and Oilman's stores, etc. . . "	—	—	—	—	—	51,09,743	45,66,336	54,83,545	42,46,003	36,09,011
RAILWAY PLANT AND ROLLING-STOCK—(a)										
Carriages and parts thereof . . . "	—	—	—	—	—	45,154	41,231	38,973	27,825	—
Wagons and parts thereof . . . "	—	—	—	—	—	6,999	979	—
Locomotive engines and tenders and parts thereof . . . "	—	—	—	—	—	2,985	2,264	6,012	1,950	—
Materials for construction . . . "	—	—	—	—	—	4,211	..	2,010	9,406	—
Total Railway Plant and Rolling Stock . . . "	—	—	—	—	—	59,349	44,474	46,995	39,181	—
RUBBER—										
Raw Lbs.	45,100	22,400	3,114	5,351	683	42,614	25,530	5,617	9,608	491
Manufactures—										
Pneumatic motor covers No.	3,011	276	449	664	2,733	1,45,893	6,977	13,964	14,508	90,719
Pneumatic motor tubes . . . "	2,748	527	712	117	849	21,179	1,905	3,630	908	5,753
Pneumatic cycle tubes . . . "	25,798	1,334	8,653	4,483	7,630	29,204	1,537	3,130	3,460	4,670
Other manufactures except apparel, boots and shoes . . . Value	—	—	—	—	—	89,096	1,11,758	1,00,551	1,34,321	1,41,795
Total Rubber manufactures . . . "	—	—	—	—	—	2,73,372	1,22,227	1,35,275	1,53,692	2,42,937

(a) Discontinued from 1928-29.

No. 13—continued
STRAITS SETTLEMENTS (INCLUDING LABUAN)—continued
IMPORTS THEREFROM—continued

ARTICLES	QUANTITY					VALUE				
	1924-25	1925-26	1926-27	1927-28	1928-29	1924-25	1925-26	1926-27	1927-28	1928-29
SEEDS—						R	R	R	R	R
Oil seeds—										
Non-essential—										
Groundnuts . . . Tons	2	35	18	57	51	1,169	5,829	5,179	16,609	14,028
Linseed "	82	..	75	16,868	..	11,776
Sesamum (oil or lin) . . "	2	..	341	21	3	1,037	21	95,550	5,866	941
Other sorts "	5	14	7	..	5	963	4,278	3,038	816	3,308
Other than oil seeds . . . "	30	72	55	67	118	15,090	11,513	27,409	38,070	52,405
Total Seeds "	121	121	496	145	177	35,137	21,641	1,42,952	61,361	70,682
SOAP Cwts.	26	20	941	270	773	3,196	1,094	19,244	6,091	16,612
SPICES—										
Betelnuts "	1,020,813	1,108,819	1,045,561	847,281	1,168,198	1,57,52,537	2,09,72,848	2,16,30,326	1,59,11,262	1,96,37,621
Cassia "	184	5,686	13,391	7,796	8,289	4,081	1,21,075	2,86,885	1,47,988	1,48,977
Cloves "	8	8	860	90	701	1,734	1,353	36,402	2,570	48,519
Ginger "	97	6	219	49	93	4,791	176	9,670	8,869	2,384
Nutmegs "	9,997	16,782	8,356	8,089	8,481	3,99,725	5,08,456	6,59,701	6,43,890	6,06,349
Pepper "	6,465	4,519	31,525	5,565	11,111	2,93,142	2,14,787	12,18,519	4,72,307	9,69,598
Other sorts "	2,196	1,898	1,997	2,069	2,008	2,11,466	1,97,600	2,89,416	2,99,042	2,98,562
Total Spices "	1,039,758	1,137,709	1,101,909	870,909	1,194,870	1,66,67,466	2,20,16,298	2,39,30,419	1,74,85,028	2,07,07,010
STARCH AND FARINA—										
Starch "	99,645	86,419	11,850	125,575	80,459	11,54,509	9,19,795	1,17,041	11,57,005	6,27,400
Farina and potato flour . . "	2,591	1,448	29,472	17,178
Total Starch and Farina . . "	102,236	87,867	11,850	125,575	80,459	11,83,981	9,36,973	1,17,041	11,57,005	6,27,400
STATIONERY (excluding PAPER) Value	—	—	—	—	—	19,638	16,218	19,503	23,503	19,030
SUGAR—										
Sugar, 16 Dutch Standard and above Tons	2,949	2,189	1,121	1,262	881	10,96,266	6,49,159	3,00,290	3,53,968	2,39,862
Others "	5	4	..	3	..	1,465	813	184	1,059	228
Total Sugar "	2,945	2,193	1,121	1,265	881	10,97,731	6,49,972	3,00,474	3,55,027	2,39,890
TALLOW AND STEARINE . Cwts.	14	288	28,583	312	44	247	8,108	32,946	5,954	324
TEA—										
Black Lbs.	404,089	360,230	260,921	319,778	318,215	3,27,628	2,44,191	1,78,816	2,12,317	2,02,244
Green "	2,024	22,077	12,184	2,546	10,061	2,089	16,272	8,343	2,832	9,089
Total Tea "	406,113	382,307	273,105	322,324	328,276	3,29,717	2,60,463	1,87,159	2,15,149	2,11,333

STRAITS SETTLEMENTS (INCLUDING LABUAN)—continued

IMPORTS THEREFROM—continued

ARTICLES	QUANTITY					VALUE				
	1924-25	1925-26	1926-27	1927-28	1928-29	1924-25	1925-26	1926-27	1927-28	1928-29
						R	R	R	R	R
TEXTILES—										
COTTON—										
Twist and Yarn . Lbs.	2,000	12,400	3,580	157,000	300,800	2,788	15,022	4,060	1,51,668	8,70,717
Manufactures—										
Blankets	21,785	40,723	4,580	1,936	1,238	28,727	51,519	5,518	3,008	1,880
Hosiery—										
Stockings and socks . Dozen	26,607	906	2,554	5,908	1,583	40,440	1,964	5,026	10,252	2,708
Underwear (a) Dozen	—	1,228	5,637	1,065	1,512	10,034	2,818	15,606	6,067	7,736
Other sorts	—	—	—	—	—	682	1,438	648	755	—
Total Hosiery	—	—	—	—	—	51,156	12,215	21,280	17,074	10,448
Piece goods—										
Grey (unbleached)—										
Plain Grey—										
Drills and Jeans . Yards	74,008	101,664	4,520	400	..	27,891	30,817	1,198	190	..
Longcloth and Shirts	63,795	2,983	36,744	..	251,625	29,430	1,218	5,878	..	68,694
Sheetings	144,460	83,850	10,480	57,644	27,802	2,297
Other sorts	3,890	1,307	5,246	5,802	6,880	3,048	700	1,906	2,756	2,146
Total Plain Grey	291,148	189,274	57,000	6,202	258,505	1,18,018	60,537	11,274	2,946	70,840
Bordered Grey	6,006	2,769	3,450	330	478	2,649	978	787	124	206
Total Grey (unbleached), Plain and Bordered	297,154	192,043	60,450	6,532	258,978	1,20,667	61,515	12,061	3,070	71,046
White (bleached)—										
Jaconets, madapouams, cambrics and muslins	69,109	194,618	170,228	90,981	52,550	37,566	95,294	74,984	35,704	18,255
Lawns	10,250	48,809	4,969	18,358
Other sorts	34,300	35,171	57,478	70,600	105,848	21,087	15,419	25,570	40,320	48,790
Total White (bleached)	113,719	278,598	227,706	161,581	158,198	63,622	1,29,071	1,00,554	76,024	67,045
Coloured, printed and dyed—										
Printed goods—										
Cambrics, including Madapouams, Muslins, Mulls and Jaconets	214,045	18,634	93,192	156,007	11,556	56,115	3,828	23,306	29,109	3,170
Dhottas	177,720	1,353,809	228,450	1,400	..	2,42,030	8,23,462	1,25,052	498
Lungis	11,490	554,299	210,332	3,128	68,386	12,574	4,00,798	1,60,087	3,268	26,519
Prints and Chintz	264,156	61,964	98,123	70,742	59,460	73,713	21,698	19,786	22,454	17,273
Shirtings	42,416	613	41,108	1,981	39,551	17,044	243	6,820	1,207	10,896
Woven Lungis and Sarongs	2,554,747	1,444,381	802,945	2,243,350	1,366,975	21,59,651	12,76,483	6,24,045	12,59,663	7,98,578
Other sorts	94,271	29,157	237,058	92,475	53,820	34,604	12,090	1,87,673	45,776	16,544
Total Printed goods	3,181,125	2,281,768	2,336,557	2,796,183	1,621,148	28,53,701	19,57,111	17,95,079	14,86,524	8,78,778
Dyed goods—										
Italian cloth and Satens (b)	9,605	22,174	29,595	34,346	..	5,234	13,367	18,005	17,110
Shirtings	37,665	29,153	32,662	4,522	73,086	16,776	11,468	19,102	2,368	20,194
Other sorts	190,190	178,252	179,864	306,956	408,457	1,02,601	87,464	80,645	1,64,240	2,11,706
Total Dyed goods	237,855	217,010	234,700	341,073	516,889	1,26,377	1,04,216	1,04,114	1,79,613	2,49,010
Woven coloured goods—										
Shirtings	404,920	545,512	154,616	9,754	1,369	1,19,559	1,54,942	32,885	2,117	700
Other sorts	21,667	39,555	72,095	20,923	7,809	15,860	23,418	43,507	22,511	3,851
Total Woven coloured goods	426,587	585,067	226,711	30,677	9,178	1,35,419	1,78,360	76,392	24,628	4,551
Total Coloured, printed or Dyed	3,885,567	3,088,845	3,297,968	3,167,833	2,146,715	29,15,497	22,39,687	19,75,586	16,90,766	11,27,339
Other sorts of manufactures Value
Total Cotton goods (including Twist and yarn)	29,08,793	25,22,487	21,97,127	19,59,034	16,56,983

(a) Quantity recorded from 1925-26.
(b) Separately recorded from 1925-26.

No. 13—continued
STRAITS SETTLEMENTS (INCLUDING LABUAN)—continued
IMPORTS THEREFROM—continued

ARTICLES	QUANTITY					VALUE				
	1924-25	1925-26	1926-27	1927-28	1928-29	1924-25	1925-26	1926-27	1927-28	1928-29
TEXTILES—continued						R	R	R	R	R
Haberdashery and Millinery Value	—	—	—	—	—	98,465	53,919	27,457	33,466	21,471
Hemp—										
Raw Owt.	..	794	4,435	2,930	2,310	—	27,770	1,32,143	76,134	53,470
Manufactures (excluding Cordage)—										
Cloth Yards	98,843	157,800	117,320	129,200	63,045	15,520	21,700	20,797	20,018	10,597
Other sorts Value	—	—	—	—	—	180	1,108	2,433	2,903	1,567
Total Hemp Manufactures	—	—	—	—	—	15,700	22,808	23,230	22,921	12,167
Jute—										
Manufactures—										
Gunny bags No.	82,405	106,467	102,908	76,336	60,535	39,371	52,919	47,590	33,494	26,275
Others Value	—	—	—	—	—	30,353	30,127	14,664	60,360	99,508
Total Jute manufactures	—	—	—	—	—	69,724	83,046	62,254	93,854	1,25,873
Silk—										
Manufactures—										
Goods of silk mixed with other materials Yards	34,370	2,511	2,667	10,769	1,237	29,085	4,910	6,593	27,449	2,655
Piece goods " "	34,856	13,076	21,461	83,337	152,767	53,614	23,127	26,902	97,654	1,40,027
Others Value	—	—	—	—	—	9,037	2,840	5,276	9,307	5,101
Total Silk manufactures (including silk yarn, etc.)	—	—	—	—	—	91,736	30,877	38,771	1,34,500	1,47,084
Woolen manufactures (including yarn and knitting wool)—										
Carpets and rugs Lbs.	2,665	4,648	1,265	3,943	4,023	4,977	8,976	3,403	7,047	8,353
Piecegoods Yards	11,203	10,866	1,491	7,120	2,517	24,471	8,665	3,373	17,760	3,587
Shawls No.	175	2,329	188	686	2,525	1,257	12,604	955	3,954	13,783
Other sorts Value	—	—	—	—	—	1,699	7,145	2,607	2,302	10,686
Total Woolen manufactures	—	—	—	—	—	32,404	37,890	10,238	31,158	36,414
TOBACCO Lbs.	1,916	3,310	5,502	1,452	6,430	4,066	9,298	21,547	1,943	15,703
TOILET REQUISITES (NOT SPECIFIED ELSEWHERE) Value	—	—	—	—	—	12,968	30,972	39,454	19,921	23,022
TOYS AND REQUISITES FOR GAMES AND SPORTS including FISHING TACKLE—										
Toys	—	—	—	—	—	6,162	2,313	4,577	5,923	9,981
Requisites for games and sports (excluding fire arms, etc.)—	—	—	—	—	—	6,007	5,468	1,513	3,290	7,952
Playing cards " "	—	—	—	—	—	1,844	3,844	30,220	4,424	2,243
Other sorts " "	—	—	—	—	—	—	—	—	—	—
Total Toys and Requisites for games and sports, etc.	—	—	—	—	—	14,013	13,130	36,315	13,637	20,136
UMBRELLAS AND UMBRELLA FITTINGS—										
Umbrellas, complete, including parasols and sunshades No.	6,508	14,906	4,406	3,207	2,648	11,221	11,661	12,537	9,523	3,022
VEHICLES, excluding LOCOMOTIVES, ETC., FOR RAILWAYS—										
Carriages and Carts not mechanically propelled and parts thereof (excluding railway carriages, trucks, etc.)—										
Carriages and carts not mechanically propelled (excluding railway carriages, trucks, etc.) " "	139	171	96	37	10	21,294	32,776	14,235	4,507	307
Parts of carriages and carts (excluding rubber tyres) Value	—	—	—	—	—	12,785	13,761	5,039	3,609	155
Other sorts " "	—	—	—	—	—	1,094	877	324	342	361
Total Carriages, etc.	—	—	—	—	—	35,163	47,414	19,648	8,458	1,323

STRAITS SETTLEMENTS (INCLUDING LABUAN)—continued

IMPORTS THEREFROM—concluded

ARTICLES	QUANTITY					VALUE				
	1924-25	1925-26	1926-27	1927-28	1928-29	1924-25	1925-26	1926-27	1927-28	1928-29
VEHICLES, excluding LOCOMOTIVES, ETC., FOR RAILWAYS—contd.						R	R	R	R	R
Cycles (other than motor cycles) and parts thereof and accessories . . . Value	—	—	—	—	—	6,352	5,278	10,571	11,808	6,6
Mechanically propelled vehicles (excluding Railway locomotives and tractors)—										
Carriages and parts for railways (c) . . . Value	—	—	—	—	—	—	—	—	—	54,1
Motor cars (including Taxi cabs) . . . No.	19	19	20	27	31	48,752	32,059	46,042	52,052	49,74
Motor cycles (including scooters) . . . "	13	8	7	12	14	5,857	5,084	2,295	4,460	4,31
Motor omnibuses, motor vans and motor lorries . . . "	19	—	—	—	—	80,233	—	—	—	—
Imported with bodies (a) . . . "	—	—	4	4	—	—	—	5,288	5,680	—
Chassis (a) . . . "	—	25	11	8	2	—	31,627	32,588	10,700	3,76
Parts of mechanically propelled vehicles and accessories other than of aircraft (excluding rubber tyres, etc.) . . . Value	—	—	—	—	—	56,106	14,855	19,204	46,305	58,40
Total Mechanically propelled Vehicles, etc. . . "	—	—	—	—	—	1,35,950	88,005	1,05,867	1,19,197	1,70,400
Ships, parts of . . . "	—	—	—	—	—	19,198	7,815	40,884	14,450	8,521
Total Vehicles, excluding locomotives, etc., for Railways . . . "	—	—	—	—	—	1,05,068	1,44,112	1,75,970	1,53,418	1,87,244
WAX OF ALL KINDS, other than PARAFFIN WAX (excluding CANDLES) . . . Cwts.	1,882	340	135	475	52	31,460	7,149	5,841	10,462	5,049
FOOD AND TIMBER—										
Timber other than Railway sleepers (b) . . . Cubic tons	2,360	—	—	—	—	2,06,447	—	—	—	—
Sandal wood . . . Tons	257	145	111	132	82	96,273	80,291	50,873	57,787	35,556
Other kinds of wood and timber . . . Value	—	—	—	—	—	4,949	1,58,526	1,06,186	1,17,949	88,842
Manufactures of wood, other than furniture, etc. . . "	—	—	—	—	—	1,02,295	44,517	76,049	74,725	91,696
Total Wood and Timber . . . "	—	—	—	—	—	4,09,967	2,83,334	2,38,038	2,50,461	2,11,036
POSTAL ARTICLES NOT SPECIFIED . . . "	—	—	—	—	—	2,40,461	2,58,237	3,11,549	2,95,160	2,79,985
ALL OTHER ARTICLES OF MERCHANDISE . . . "	—	—	—	—	—	2,34,068	1,68,061	1,58,406	2,60,152	2,86,081
GRAND TOTAL . . . "	—	—	—	—	—	4,85,59,386	5,65,98,291	5,82,12,992	5,84,21,731	5,10,86,712

(a) Separately recorded from 1925-26.
 (b) Included in "other kinds of wood and timber" from 1925-26.
 (c) Shown under this head from 1928-29. Formerly shown under "Railway plant, etc."

No. 13—*continued*
STRAITS SETTLEMENTS (INCLUDING LABUAN)—*continued*
EXPORTS THERETO

INDIAN MERCHANDISE

ARTICLES	QUANTITY					VALUE				
	1924-25	1925-26	1926-27	1927-28	1928-29	1924-25	1925-26	1926-27	1927-28	1928-29
ANIMALS, LIVING—										
Cattle (<i>excepting</i> sheep and goats) . . . No.	1,715	1,204	2,392	3,926	939	2,84,185	1,84,391	3,12,348	4,12,478	30,475
Sheep and goats . . . "	45,768	48,181	50,689	45,292	48,723	4,93,978	5,73,748	6,33,965	5,85,977	6,08,920
Other kinds . . . "	844	940	2,260	43,239	10,490	16,254	11,015	6,664	61,000	8,538
Total Animals, living . . . "	49,327	50,325	55,291	92,457	69,152	7,94,417	7,74,148	9,53,177	10,59,540	6,97,933
APPAREL (including DRAPEY, UNIFORMS, ACCOUTREMENTS, BUT <i>excluding</i> HOSIERY AND BOOTS AND SHOES) Value										
ART, WORKS OF . . . "	—	—	—	—	—	1,05,371	96,796	1,32,366	1,33,781	1,12,666
BOOKS, PRINTED, AND PRINTED MATTER (<i>not being</i> STATIONERY), including MAPS AND CHARTS . . . Cwts.	4,815	5,223	5,224	5,332	6,271	4,64,510	5,57,737	4,74,901	4,51,565	4,56,089
BOOTS AND SHOES . . . Pairs	2,944	4,238	3,318	4,954	4,059	27,380	36,856	19,561	25,133	31,605
BUILDING AND ENGINEERING MATERIALS, <i>other than</i> IRON, STEEL, OR WOOD . . . Value	—	—	—	—	—	6,487	5,687	12,432	5,248	24,909
CANDLES OF ALL KINDS . . . Lbs.	746,771	1,296,463	557,393	1,403,064	1,167,627	2,09,492	3,63,917	2,39,837	3,98,212	3,28,869
CHEMICALS AND CHEMICAL PREPARATIONS (<i>excluding</i> CHEMICAL MANURES AND MEDICINES)—										
Potassium compounds—										
Saltpetre . . . Cwts.	5,712	4,567	5,145	3,548	3,486	1,25,817	82,971	85,668	53,665	52,817
Soda compounds—										
Borax . . . "	940	828	837	893	780	27,401	18,183	20,633	20,310	17,316
Other sorts of chemicals Value	—	—	—	—	—	27,289	38,405	23,280	11,636	14,502
Total Chemicals, etc. . . . "	—	—	—	—	—	1,80,507	1,39,559	1,29,481	91,610	84,635
COAL AND COKE—										
Coal . . . Tons	10,688	29,532	129,532	157,647	58,466	1,60,245	5,02,044	16,14,898	16,92,351	6,38,824
Coke . . . "	388	155	474	2,016	1,612	5,548	4,165	12,064	44,208	30,613
COFFEE . . . Cwts.	..	56	92	20	571	..	8,201	5,953	3,056	28,767
COIR, MANUFACTURED (<i>excluding</i> ROPE) . . . Tons	75	75	75	55	112	23,729	23,049	23,029	16,308	43,756
CORDAGE AND ROPE OF VEGETABLE FIBRE (<i>excluding</i> JUTE AND COTTON) . . . Cwts.	28,251	35,562	36,766	40,451	37,056	3,96,190	11,16,002	11,43,726	11,43,176	9,48,083
DRUGS AND MEDICINES (<i>excluding</i> CHEMICALS AND NARCOTICS) . . . Value	—	—	—	—	—	69,145	1,27,673	1,17,223	1,04,876	1,12,499
DYEING AND TANNING SUBSTANCES—										
Cutch and gambler . . . Cwts.	118	232	89	138	140	3,651	7,619	2,445	3,465	3,811
Myrobalans . . . "	268	304	445	667	258	1,646	3,136	3,910	4,898	2,201
Safflower . . . "	1,835	3,042	2,935	1,731	1,051	95,760	1,83,957	94,075	43,125	22,822
Turmeric . . . "	3,275	17,785	14,692	6,861	3,378	2,67,021	2,42,507	1,44,748	87,687	1,53,337
Other sorts . . . "	29	68	80	65	44	847	802	1,023	1,206	213
Total Dyeing and Tanning substances . . . "	10,525	21,431	18,242	9,462	10,371	3,68,325	4,38,021	2,46,201	1,40,381	1,81,939
FISH (<i>excluding</i> CANNED FISH)—										
Fish, dry, unsalted . . . "	180	1,017	602	1,819	2,163	5,913	17,656	20,090	94,662	65,398
Fish, dry, salted . . . "	97	146	123	267	2,086	5,525	3,241	5,135	8,371	27,494
Fishmaws and sharkfins . . . "	3,294	2,324	2,778	4,065	3,777	3,97,784	2,80,950	4,16,975	3,60,421	3,43,075
DDER, BRAN, AND POLLARDS (<i>excluding</i> OILCAKE)—										
Rice bran . . . Tons	30,937	26,173	37,833	24,225	17,181	16,50,049	13,71,301	16,05,447	11,72,176	8,56,276
Bran and Pollards . . . "	178	230	596	1,469	656	27,000	34,799	37,460	74,754	39,112
Other sorts . . . "	390	322	323	440	121	60,209	50,310	51,235	49,154	19,385
Total Fodder, Bran, and Pollards (<i>excluding</i> oilcake) . . . "	31,505	26,730	38,752	26,134	17,958	17,37,258	14,56,970	16,94,192	12,96,084	9,14,773

STRAITS SETTLEMENTS (INCLUDING LABUAN)—continued

EXPORTS THERE TO—continued

INDIAN MERCHANDISE—continued

ARTICLES	QUANTITY					VALUE				
	1924-25	1925-26	1926-27	1927-28	1928-29	1924-25	1925-26	1926-27	1927-28	1928-29
FRUITS AND VEGETABLES—										
Fresh fruits and Vegetables . . . Value	—	—	—	—	—	R 14,53,192	R 14,67,449	R 15,73,015	R 20,19,363	R 17,93,54
Fruits and vegetables: dried, salted or preserved, all sorts. . . Tons	1,725	1,545	2,531	3,240	1,852	3,07,494	3,04,091	4,67,290	6,59,365	3,31,98
FURNITURE AND CABINET-WARE . . . Value	—	—	—	—	—	2,265	4,044	1,324	5,601	1,07
GLASS AND GLASSWARE . . . "	—	—	—	—	—	9,222	4,662	2,985	2,932	4,53
GRAIN, PULSE, AND FLOUR—										
Barley . . . Tons	80	2	2	2	9	17,938	715	756	915	2,261
Jowar and bajra . . . "	14	13	27	38	36	2,539	1,950	4,743	6,344	6,451
Oats . . . "	41	69	20	15	27	6,936	11,414	3,869	2,925	4,595
Pulse . . . "										
Beans . . . "	585	842	1,520	1,001	323	88,423	1,44,173	2,30,780	1,33,262	1,23,196
Gram . . . "	1,244	1,480	1,480	1,897	1,526	1,92,817	2,60,235	2,54,549	2,30,446	2,46,733
Other sorts . . . "	7,308	8,331	8,412	9,537	8,523	11,19,618	14,39,698	15,77,203	17,50,472	15,95,367
Total Pulse . . . "	9,137	10,703	11,418	12,405	10,378	14,00,858	18,44,106	20,62,532	22,14,180	19,70,315
Rice, in the husk . . . "	56	116	584	518	7,037	5,005	11,654	64,765	36,000	6,05,774
Rice not in the husk—										
Boiled rice . . . "	10,806	12,318	23,901	15,198	13,497	13,54,550	20,71,449	40,06,456	26,26,404	19,76,743
Cleaned rice . . . "	179,530	185,954	162,997	156,218	147,341	2,33,44,807	2,78,80,337	2,53,69,495	2,23,37,965	1,96,23,123
Broken cleaned rice . . . "	3,668	6,304	2,523	3,540	486	4,22,594	5,54,433	2,20,550	2,52,576	33,259
Other sorts . . . "	14,323	19,413	14,520	16,367	14,033	13,37,310	21,33,369	15,79,541	16,09,177	12,05,513
Total Rice, not in the husk . . . "	203,627	223,989	203,946	190,323	175,357	3,29,59,781	3,26,40,093	3,11,66,042	2,73,26,122	2,23,43,643
Wheat . . . "	205	230	234	249	263	55,036	75,237	63,347	66,363	67,466
Wheat flour . . . "	2,523	2,631	3,053	3,211	3,434	5,11,074	6,11,953	6,61,161	6,34,424	7,39,412
Other sorts . . . "	9	16	43	94	125	2,677	3,910	13,711	20,049	23,239
Total Grain, Pulse and Flour . . . "	220,697	237,379	219,032	207,355	197,665	3,49,61,924	3,52,01,037	3,40,35,926	3,03,57,322	2,63,13,713
GUMS AND RESINS . . . Cwts.	151	219	231	451	245	4,344	6,145	7,180	14,724	6,500
HARDWARE AND OUTLETRY, including PLATED-WARE . . . Value	—	—	—	—	—	33,709	49,250	37,104	36,427	25,514
HIDES AND SKINS, RAW—										
Hides, raw . . . Tons	72	31	39	12	3	52,734	64,966	36,540	11,033	4,011
=No.	13,771	15,911	3,231	2,516	669					
Skins, raw . . . Tons	—	—	—	—	—	12,050	200	325	537	9,939
=No.	12,271	1	9	360	10,249					
Cuttings of hides and skins (raw) . . . Tons	7	31	12	18	140	1,469	3,410	6,140	8,430	13,932
INSTRUMENTS, APPARATUS, AND APPLIANCES, AND PARTS THEREOF . . . Value	—	—	—	—	—	1,34,340	7,49,135	5,92,233	5,42,923	1,74,319
JADISTONE . . . Cwts.	417	10	1,30,000	10,000	..
JEWELLERY (excluding imitation jewellery) ALSO PLATE OF GOLD AND SILVER . . . Value	—	—	—	—	—	2,323	1,510	905	7,020	3,300
LAC—										
Shell . . . Cwts.	943	1,353	1,179	1,434	1,947	2,02,916	2,19,221	1,34,050	2,13,750	2,59,333
Stick . . . "	..	304	..	73	31,805	..	4,950	..
LEATHER—										
Hides and skins, tanned or dressed . . . Tons	213	215	130	139	115	10,69,404	9,79,132	6,12,906	6,97,598	5,72,759
=No.	1,052,844	876,014	563,337	642,002	579,403					
Unwrought . . . Cwts.	331	172	136	13	13	57,467	24,531	22,732	4,564	7,315
Manufactures (excluding boots and shoes). . . Value	—	—	—	—	—	9,304	11,740	6,230	6,331	10,962
MACHINERY AND MILLWORK . . . "	—	—	—	—	—	9,033	5,047	3,230	14,013	5,127
MANURES—										
Bones . . . Tons	..	60	70	20	5	..	5,400	7,330	1,930	530
Fish manures and guano . . . "	3,550	2,309	2,610	2,353	1,954	3,55,492	1,97,430	2,42,725	2,35,442	2,00,970
Other kinds . . . "	4	25	16	10	44	300	3,790	2,210	1,492	2,303
Total Manures . . . "	3,554	2,394	2,696	2,383	2,003	3,56,292	2,06,670	2,52,235	2,38,914	2,03,353

No. 13—continued

STRAITS SETTLEMENTS (INCLUDING LABUAN)—continued

EXPORTS THERE TO—continued

INDIAN MERCHANDISE—continued

ARTICLES	QUANTITY					VALUE				
	1924-25	1925-26	1926-27	1927-28	1928-29	1924-25	1925-26	1926-27	1927-28	1928-29
METALS AND ORES—						R	R	R	R	R
Brass, Bronze, and similar alloys, wrought Cwts.	83	166	719	590	585	11,048	22,052	72,168	50,491	57,772
Copper "	737	1,538	1,632	1,096	880	82,477	1,05,934	1,64,057	95,802	77,992
Iron or Steel Tons	1,112	1,023	557	2,312	877	84,223	52,930	31,163	67,070	50,300
Lead, pig Cwts.	2,991	6,201	2,920	1,979	2,499	76,583	1,48,410	57,325	34,988	38,047
Tin, ore Tons	1,644	1,854	1,652	2,323	2,356	25,22,338	40,05,779	40,74,047	57,42,354	47,80,295
" unwrought (blocks, ingots, bars and slabs) Cwts.	..	45	30	4,500	8,000
Others Tons	1	2	11	5	8	5,170	6,336	26,558	12,365	14,280
Total Metals and Ores	2,948	3,276	2,502	4,823	3,438	37,22,837	44,05,950	44,33,316	60,04,270	50,18,671
OILS—										
Animal Gals.	10	17
Essential "	210	..	60	104	..	3,546	52	1,520	1,372	..
Mineral "	71,304	81,314	70,124	77,357	79,238	70,115	80,316	68,535	72,314	75,510
Vegetable, non-essential—										
Castor "	20,048	23,169	22,223	17,439	14,625	56,527	58,190	48,934	40,105	33,511
Groundnut "	1,104	20,452	1,672	2,379	322,300	3,841	50,143	3,080	5,123	6,74,453
Linseed "	30,211	31,849	19,325	25,533	21,832	93,963	1,01,254	54,067	70,988	58,098
Mustard or rape "	9,686	10,878	10,593	3,336	3,270	26,973	31,201	29,476	24,675	22,735
Sesamum (oil or lin- oil) "	546	2,792	1,320	300	18,641	1,599	3,320	5,355	1,094	47,000
Other sorts "	3,855	5,379	7,121	5,529	5,433	7,021	12,770	15,542	14,973	13,758
Total Vegetable, non-essential	65,449	94,019	62,314	60,521	391,246	1,95,824	2,62,478	1,57,054	1,56,963	3,43,165
Total Oils	136,973	175,333	132,438	137,878	470,484	2,74,502	3,42,846	2,22,109	2,31,149	9,23,635
OILCAKES—										
Groundnut cake Tons	677	758	2,071	1,306	2,391	82,658	76,746	1,98,033	1,24,352	2,16,503
Rape and sesamum cake "	57	15	11	7,190	1,750	1,015	166	..
Others "	803	1,019	894	761	690	26,472	1,23,656	94,031	31,269	73,808
Total Oilcakes	1,537	1,792	2,976	2,067	3,081	1,76,320	2,02,152	2,93,134	2,06,287	2,90,309
PAINTS AND PAINTERS' MATERIALS Value	—	—	—	—	—	51,684	21,208	23,577	27,743	51,904
PARAFFIN WAX Tons	326	320	433	213	340	1,46,482	1,45,333	1,97,360	96,915	1,09,023
PREPARED SPIRITS (not including kerosene) Value	—	—	—	—	—	50,800	50,856	52,037	51,340	55,374
PROVISIONS AND OILMILL STORES—										
Butter Cwts.	233	169	177	195	141	22,555	25,615	23,505	24,973	16,740
Ghi "	13,833	15,849	13,594	13,952	19,654	14,30,731	16,34,437	10,35,863	13,98,505	19,57,376
Pickles, chutnies, and condiments "	1,469	1,230	1,311	1,324	1,439	55,563	45,837	46,956	45,110	55,292
Other sorts of provisions Value	—	—	—	—	—	56,862	63,504	63,335	91,915	1,02,563
Total Provisions and Oilmill stores	—	—	—	—	—	15,75,722	17,69,449	20,76,251	20,60,503	21,32,473
LUBBER, RAW Lbs.	2,473,246	4,330,927	5,139,770	5,242,162	5,396,212	24,56,434	62,20,032	47,47,789	47,46,325	27,30,333

STRAITS SETTLEMENTS (INCLUDING LABUAN)—continued

EXPORTS THERE TO—continued

INDIAN MERCHANDISE—continued

ARTICLES	QUANTITY					VALUE				
	1924-25	1925-26	1926-27	1927-28	1928-29	1924-25	1925-26	1926-27	1927-28	1928-29
						R	R	R	R	R
SEEDS—										
Oil-seeds—										
Essential—										
Ajanta Tons	44	75	98	90	85	18,548	23,784	35,043	34,368	29,066
Aniseed "	44	92	38	5	8	18,725	25,689	12,502	2,360	3,855
Coriander "	2,294	2,534	2,845	2,710	1,386	4,02,630	2,99,522	6,72,649	10,27,651	4,73,376
Cumin (other than black) "	479	435	201	350	377	8,88,331	3,35,300	2,26,738	2,35,770	2,08,629
Cumin, black "	46	66	69	50	79	19,081	23,075	25,356	22,580	31,465
Fennel "	103	103	139	248	195	23,272	40,301	54,165	86,362	30,400
Fenugreek "	159	101	227	225	163	60,391	78,661	76,723	84,007	61,014
Other sorts "	33	30	27	16	15	10,237	9,602	9,091	6,474	6,062
Total Seeds, Essential "	3,202	3,531	3,734	3,639	2,258	9,51,315	9,30,934	11,12,220	15,00,572	9,53,337
Non-essential—										
Groundnuts "	..	130	70	..	11,080	..	23,103	8,193	..	31,05,352
Mustard "	97	89	90	76	70	25,821	25,747	27,336	24,512	30,127
Poppy "	60	32	67	90	79	16,534	23,356	21,346	35,111	31,227
Rape "	23	53	79	110	93	9,912	20,451	33,913	37,590	33,419
Sesamum (til or flinll) "	41	302	..	32	4	1,427	73,730	75	9,113	1,600
Tea "	15	102	101	22	1	31,340	3,51,970	1,06,424	40,925	5,450
Other sorts "	16	27	31	34	59	4,325	5,165	5,257	3,540	21,761
Total seeds, Non essential "	252	340	438	364	11,392	1,39,359	5,23,027	2,92,544	1,55,791	32,13,933
Other than oilseeds "	273	244	211	398	212	69,363	73,164	61,044	93,326	61,665
Total Seeds "	3,734	4,016	4,383	4,451	13,362	11,91,542	15,32,125	14,65,308	17,50,139	42,34,463
SPICES—										
Cardamoms Cwts.	139	171	135	170	140	19,106	39,995	34,739	23,238	27,269
Chillies "	15,091	37,361	27,955	27,553	23,330	3,99,732	9,63,574	8,49,631	4,70,173	3,36,933
Pepper "	10	14,624	4,419	23,090	2,941	560	11,53,022	2,66,434	13,79,601	2,63,735
Other sorts "	140	31	235	152	91	3,156	2,322	10,922	4,157	2,733
Total Spices "	15,380	52,237	32,794	50,965	26,532	4,22,604	21,63,913	11,61,776	23,77,224	6,95,333
STATIONERY (excluding Value PAPER)										
SUGAR Tons	67	25	79	59	34	26,776	10,666	18,136	13,732	9,025
TALLOW AND STEARINE (including GREASE AND ANIMAL FAT) Cwts.	5,559	7,036	5,447	5,605	5,023	2,73,953	3,23,375	2,29,377	2,14,702	2,12,272
TEA, BLACK Lbs.	231,643	396,733	375,764	293,767	262,500	2,91,395	4,03,567	3,99,044	3,13,155	2,41,176
TEXTILES—										
Cotton—										
Raw Tons	140	51	1	2,40,000	71,540	750
Waste Cwts.	10	1	73	224	333	355	23	2,125	3,720	10,030
Twist and yarn Lbs.	330,330	1,036,953	1,177,564	1,030,762	1,131,650	9,20,522	10,74,719	11,23,356	11,15,206	11,25,747
Manufactures—										
Handkerchiefs and shawls in the piece No.	64,345	103,336	37,232	24,419	19,600	43,116	56,994	22,960	10,599	9,200
Piecegoods Yards	21,237,723	23,159,333	25,425,033	22,514,114	19,740,265	1,32,40,746	1,62,29,262	1,55,35,333	1,35,03,923	1,14,02,131
Other sorts of manufactures Value	23,997	30,427	63,333	73,195	21,000
Total Cotton manufactures (including twist and yarn) "	1,42,31,430	1,74,31,342	1,67,51,997	1,47,03,723	1,25,53,137

No. 13—continued

STRAITS SETTLEMENTS (INCLUDING LABUAN)—continued

EXPORTS THERE TO—continued

INDIAN MERCHANDISE—concluded

ARTICLES	QUANTITY					VALUE				
	1924-25	1925-26	1926-27	1927-28	1928-29	1924-25	1925-26	1926-27	1927-28	1928-29
TEXTILES—continued						R	R	R	R	R
Haberdashery and millinery Value	—	—	—	—	—	28,033	28,034	18,162	33,647	22,810
Jute—										
Twist and yarn Lbs.	38,640	89,040	170,800	179,209	42,784	11,506	30,965	54,930	39,640	9,279
Manufactures—										
Sacking bags No.	10,083,614	15,625,914	16,321,196	15,636,875	12,765,925	68,16,298	1,02,40,860	89,42,931	80,87,730	66,61,311
Hessian bags "	50,000	5	—	2,100	425	14,260	809	—	1,333	477
Total Gunny bags "	11,033,614	15,625,919	16,321,196	15,638,975	12,766,350	68,30,648	1,02,41,469	89,42,931	80,89,074	66,61,788
Sacking cloth Yards	79	20,000	60,000	106,000	—	180	4,550	8,750	22,980	—
Hessian cloth "	32,000	184,068	414,379	894,531	893,402	5,035	41,411	84,049	1,86,285	2,11,635
Total Gunny cloth "	32,079	204,068	464,379	1,000,531	893,402	5,195	45,961	92,799	2,09,265	2,11,635
Rope and twine Cwts.	29,585	34,689	35,492	31,218	37,776	8,89,132	9,77,004	9,77,076	6,18,215	6,97,128
Other kinds Value	—	—	—	—	—	240	354	2,518	116	—
Total Jute manufactures (including twist and yarn) "	—	—	—	—	—	71,85,771	1,12,95,848	99,70,806	80,08,310	75,99,830
SILK—										
Manufactures—										
Piece goods Yards	1,698	5,025	12,259	21,171	4,683	3,677	9,480	29,901	23,115	7,124
Goods of silk mixed with other materials "	120	8,713	64,720	73,009	14,510	240	10,405	60,453	67,400	21,801
Wool—										
Manufactures Value	—	—	—	—	—	28,205	33,029	32,626	38,049	24,888
TOBACCO—										
Unmanufactured Lbs.	3,715,041	4,861,134	4,141,584	3,825,453	3,805,008	14,08,364	16,73,655	14,07,693	18,86,043	13,68,467
Manufactured—										
Cigars "	112,068	250,884	147,985	138,811	141,874	1,17,856	1,71,186	1,46,164	1,37,108	1,35,069
Other sorts "	86,810	66,371	181,375	145,338	96,367	46,907	34,656	86,189	67,512	66,290
TOYS AND REQUISITES FOR GAMES AND SPORTS, (including FISHING TACKLE (other than FISHARMS)) Value	—	—	—	—	—	3,369	3,332	4,058	5,318	3,826
UMBRELLAS, (including PARASOLS AND SUN-SHADES) No.	7,913	22,506	23,320	36,210	38,667	18,433	46,806	41,302	60,927	53,712
WAX OF ALL KINDS, other than PARAFFIN WAX (excluding CANDLES) Cwts.	1,374	1,521	1,585	1,908	2,417	75,089	1,44,872	1,56,886	1,67,922	1,67,278
WOOD AND TIMBER—										
Timber, other than railway sleepers—										
Teak wood Cubic Tons	245	124	516	575	449	39,029	16,148	78,841	87,378	67,668
Manufactures of wood, other than furniture and cabinet ware Value	—	—	—	—	—	3,774	4,797	7,627	2,995	5,364
POSTAL ARTICLES "	—	—	—	—	—	16,34,391	41,72,219	28,02,290	63,25,124	42,18,094
ALL OTHER ARTICLES OF MERCHANDISE "	—	—	—	—	—	28,870	78,556	74,086	73,175	1,30,443
GRAND TOTAL "	—	—	—	—	—	8,08,18,655	9,81,40,828	9,32,09,116	9,11,20,270	7,81,14,572

FOREIGN MERCHANDISE

ARTICLES	QUANTITY					VALUE				
	1924-25	1925-26	1926-27	1927-28	1928-29	1924-25	1925-26	1926-27	1927-28	1928-29
ANIMALS, LIVING—						R	R	R	R	R
Horses No.	—	—	3	2	—	—	—	7,500	15,000	—
APPAREL (including DRESS, UNIFORMS, ACCOUTREMENTS, BUT excluding HOSIERY AND BOOTS AND SHOES) Value	—	—	—	—	—	23,150	25,899	15,713	14,508	21,685
ART, WORKS OF (other than PICTURES) "	—	—	—	—	—	—	2,000	6,351	1,500	60

STRAITS SETTLEMENTS (INCLUDING LABUAN)—continued

EXPORTS THERETO—continued

FOREIGN MERCHANDISE—continued

ARTICLES	QUANTITY					VALUE				
	1924-25	1925-26	1926-27	1927-28	1928-29	1924-25	1925-26	1926-27	1927-28	1928-29
BOOKS, PRINTED, AND PRINTED MATTER (not being STATIONERY), including MAPS AND CHARTS Cwts.	153	150	35	61	228	14,907	21,192	10,456	12,198	39,346
BOOTS AND SHOES Pairs	462	1,200	1,323	1,348	2,404	2,051	2,920	6,092	3,132	1,361
BUILDING AND ENGINEERING MATERIALS, other than OF IRON, STEEL, OR WOOD Value	—	—	—	—	—	5,022	4,497	180	3,501	2,726
CHEMICALS AND CHEMICAL PREPARATIONS (excluding CHEMICAL MANURES AND MEDICINES) "	—	—	—	—	—	11,944	14,983	14,611	9,550	7,110
DRUGS AND MEDICINES (excluding CHEMICALS AND NARCOTICS)—										
Asafetida Cwts.	226	454	455	359	310	19,385	25,892	21,470	16,565	17,063
Other sorts of drugs and medicines Value	—	—	—	—	—	18,655	19,943	19,843	21,071	18,825
Total Drugs and Medicines "	—	—	—	—	—	38,040	45,835	41,312	40,536	35,914
DYEING AND TANNING SUBSTANCES—										
Dyes obtained from Coal tar—Aniline Lbs.	3,395	13,259	2,500	1,686	100	3,465	16,007	5,000	3,243	350
Safron "	1,604	1,076	1,298	398	514	16,080	9,272	4,214	4,433	657
Other sorts (including lac-dye) Value	—	—	—	—	—	8,302	8,281	20,083	27,546	17,725
Total Dyeing and Tanning substances "	—	—	—	—	—	32,747	33,560	29,247	35,222	18,732
EARTHENWARE AND PORCELAIN (including PIPES OF EARTHENWARE) "	—	—	—	—	—	293	5,977	365	3,934	2,313
FRUITS AND VEGETABLES—Fruits and Vegetables: dried, salted, or preserved—										
Dates Tons	534	525	394	71	15	74,755	89,340	95,692	12,971	4,725
Other sorts "	180	191	168	248	162	1,27,500	1,89,944	1,49,868	2,08,921	1,56,011
FURNITURE AND CABINETWARE Value	—	—	—	—	—	2,400	1,761	13,305	290	8,561
GLASS AND GLASSWARE "	—	—	—	—	—	24,905	14,989	22,874	24,893	23,914
GUMS AND RESINS—										
Olibanum or frankincense Cwts.	1,323	1,451	1,316	1,337	1,942	32,723	32,624	29,347	30,340	54,046
Other sorts "	375	70	124	402	664	12,120	2,180	3,320	12,249	16,865
Total Gums and Resins "	1,698	1,521	1,340	1,739	2,606	44,843	34,804	32,667	42,589	70,911
HARDWARE, excluding OUTLERY AND ELECTROPLATED WARE Value	—	—	—	—	—	72,139	1,22,446	1,36,237	1,00,343	73,794
INSTRUMENTS, APPARATUS, AND APPLIANCES, AND PARTS THEREOF—										
Electrical "	—	—	—	—	—	15,137	14,292	15,339	11,222	34,326
Musical "	—	—	—	—	—	68,268	23,946	33,634	51,553	24,207
Photographic "	—	—	—	—	—	25,096	65,306	68,091	49,125	50,481
Other sorts "	—	—	—	—	—	5,374	4,423	22,626	31,265	18,743
Total Instruments, etc. "	—	—	—	—	—	1,13,875	1,22,967	1,39,690	1,42,165	1,27,757
JEWELLERY (excluding IMITATION JEWELLERY, AND PRECIOUS STONES AND PEARLS, UNSET), ALSO PLATE OF GOLD AND SILVER—										
Plate of gold and silver Value	—	—	—	—	—	—	8	13,370	390	5,050
MACHINERY AND MILLWORK "	—	—	—	—	—	1,49,627	1,57,385	83,513	1,24,473	1,65,252
METALS AND ORES—										
Iron or Steel Tons	16	18	10	8	16	8,114	3,247	7,045	6,380	7,441
Others "	—	4	8	2	6	875	4,325	8,006	4,440	10,353
Total Metals and Ores "	16	17	13	10	22	8,989	7,572	15,051	10,820	17,794

No. 13—continued

STRAITS SETTLEMENTS (INCLUDING LABUAN)—concluded

EXPORTS THERE TO—concluded

FOREIGN MERCHANDISE—concluded

ARTICLES	QUANTITY					VALUE				
	1921-25	1925-26	1926-27	1927-28	1928-29	1924-25	1925-26	1926-27	1927-28	1928-29
OILS Gals.	21,034	138,641	9,901	139,443	34,042	12,495	39,975	20,851	89,678	16,471
PAINTS AND COLOURS . . . Cwts.	25	8	23	309	224	1,442	643	1,500	18,973	9,925
PRINTING AND LITHO- GRAPHING MACHINERY AND MATERIALS (excluding PAPER) Value	—	—	—	—	—	1,125	2,250	3,442	10,540	3,727
PROVISIONS AND OILMAN'S STORES Cwts.	903	2,308	1,468	233	2,078	67,103	1,74,946	98,943	8,400	1,04,440
RAILWAY PLANT AND ROLLING STOCK (a) . . . Value	—	—	—	—	—	—	500	5,885	—	—
MUNDBER MANUFACTURES . . . Tons	—	—	—	—	—	6,000	27,896	9,104	28,180	8,440
SEEDS Tons	—	2	14	26	26	365	760	6,951	17,661	7,225
SPICES—										
Cardamoms Cwts.	21	35	14	17	41	3,250	12,580	2,150	4,764	10,193
Cloves "	22,580	26,504	5,385	552	1,045	15,81,773	17,37,045	3,31,774	30,709	54,224
Other sorts "	16	12	49	76	7	700	700	1,380	1,270	750
Total Spices "	22,617	26,551	5,448	645	1,093	15,90,723	18,01,305	3,35,254	36,033	65,169
STATIONERY (excluding PAPER) Value	—	—	—	—	—	5,476	5,656	2,884	4,234	3,704
SUGAR Tons	5	6	2	—	1	20,130	13,332	2,493	20	700
TEXTILES—										
Cotton—										
Twist and yarn Lbs.	—	778	—	—	—	—	825	—	—	—
Manufactures—										
Piece goods—										
Grey (unbleached). Yards	269,723	224,623	253,189	193,517	263,497	1,06,960	89,825	94,248	75,099	78,784
White (bleached) "	124,798	186,116	325,721	234,533	306,585	62,761	90,781	1,49,982	1,08,444	1,41,245
Coloured, printed, or dyed "	111,741	156,998	149,508	181,185	125,675	64,242	97,525	72,359	75,048	58,179
Other sorts of manu- factures Value	—	—	—	—	—	3,457	5,211	5,397	1,415	2,845
Total Cotton manu- factures (including twist and yarn) "	—	—	—	—	—	2,37,400	2,83,822	3,20,086	2,00,001	2,81,053
Haberdashery and Milli- nery "	—	—	—	—	—	11,025	12,655	8,070	8,407	7,540
Silk—										
Manufactures—										
Silk yarn, rolls and wafes Lbs.	—	14,850	—	—	—	—	1,19,785	—	—	—
Goods of silk mixed with other materials Yards	700	981	8,502	6,161	—	1,600	834	10,150	7,690	—
Piece goods "	849	—	1,220	800	42	1,810	—	1,588	800	264
Other sorts Value	—	—	—	—	—	700	60	—	—	—
Total Silk manufactures "	—	—	—	—	—	7,110	1,20,629	11,738	8,490	264
Wool—										
Manufactures—										
Shawls No.	1,101	900	903	930	517	6,450	6,520	3,980	3,120	3,107
Other sorts Value	—	—	—	—	—	2,370	10,891	11,827	9,750	4,650
Total Woollen manufactures "	—	—	—	—	—	8,820	17,211	15,757	12,879	7,757
Other textiles— Manufactures "	—	—	—	—	—	—	6,921	24,919	13,745	2,123
TOBACCO Lbs.	1,199	172	1,008	1,350	15,280	4,575	425	3,536	3,247	11,440
TOYS AND REQUISITES FOR GAMES AND SPORTS (including FISHING TACKLE other than PISTOLS) Value	—	—	—	—	—	669	2,583	919	2,387	9,015
VEHICLES, excluding LOCO- MOTIVES, ETC., FOR RAIL- WAYS—										
Carriages and carts (ex- cluding Railway car- riages and parts there- of) "	—	—	—	—	—	47,450	31,484	30,045	53,667	22,336
Other sorts "	—	—	—	—	—	3,960	2,770	16,320	4,673	6,130
POSTAL ARTICLES AND OTHER ARTICLES OF MERCHANDISE "	—	—	—	—	—	58,576	36,540	6,793	91,720	11,268
GRAND TOTAL "	—	—	—	—	—	23,68,331	36,33,085	17,39,061	16,52,501	13,94,110
GRAND TOTAL OF INDIAN AND FOREIGN MERCHAN- DISE "	—	—	—	—	—	8,31,37,236	10,17,73,993	9,50,01,177	9,27,72,771	7,92,08,691

(a) Discontinued from 1923-29.

No. 13—continued
FEDERATED MALAY STATES
IMPORTS THEREFROM

ARTICLES	QUANTITY					VALUE				
	1924-25	1925-26	1926-27	1927-28	1928-29	1924-25	1925-26	1926-27	1927-28	1928-29
GRAIN, PULSE AND FLOUR—						R	R	R	R	R
Rice not in the husk . . . Tons	678	1,02,200	..
GUMS AND RESINS—										
Dammer (resins) . . . Cwts.	668	1,168	2,095	2,211	1,643	4,665	9,425	18,440	18,613	13,968
INSTRUMENTS, APPARATUS AND APPLIANCES AND PARTS THEREOF . . . Value	—	—	—	—	—	640	669	2,099	13,902	26,511
JEWELLERY (excluding IMITATION JEWELLERY), AND PRECIOUS STONES AND PEARLS, UNSET, ALSO PLATE OF GOLD AND SILVER—										
Jewellery . . . Value	—	—	—	—	—	10,842	6,987	10,543	12,164	9,500
OILS—										
Mineral . . . Gals.	..	7,091	..	4,525	29,378	..	11,944	..
PRECIOUS STONES AND PEARLS, UNSET . . . Value	—	—	—	—	—	1,600	..	1,87,422	..	43
PROVISIONS AND OILMAN'S STORES . . . "	—	—	—	—	—	3,451	1,420	4,378	2,028	64,006
SPICES . . . Cwts.	149	410	522	272	86	2,891	8,784	11,479	4,985	2,372
POORER ARTICLES NOT SPECIFIED . . . Value	—	—	—	—	—	65,479	65,623	79,297	78,384	90,811
ALL OTHER ARTICLES OF MERCHANDISE . . . "	—	—	—	—	—	16,068	18,526	43,945	25,181	83,038
GRAND TOTAL . . . "	—	—	—	—	—	1,03,686	1,85,707	3,08,103	2,69,370	2,39,746

EXPORTS THERETO

INDIAN MERCHANDISE

ARTICLES	QUANTITY					VALUE				
	1924-25	1925-26	1926-27	1927-28	1928-29	1924-25	1925-26	1926-27	1927-28	1928-29
ANIMALS LIVING—						R	R	R	R	R
Cattle excluding sheep and goats . . . No.	1,145	1,678	2,483	2,791	707	1,87,925	3,21,150	3,11,550	3,55,750	80,300
Other kinds . . . "	..	233	84	118	149	..	4,985	1,290	1,443	1,545
Total Animals, Living . . . "	1,145	2,106	2,567	2,909	856	1,87,925	3,26,135	3,12,840	3,57,193	81,845
APPAREL (including DRAPEERY, UNIFORMS, AC-COUTREMENTS, BUT EXCLUDING HOSIERY AND BOOTS AND SHOES) . . . Value	—	—	—	—	—	9,397	7,231	9,307	15,879	6,367
BOOKS, PRINTED, AND PRINTED MATTER (including MAPS AND CHARTS) . . . Cwts.	177	182	209	241	240	23,418	24,832	25,781	34,055	32,274
BOOTS AND SHOES . . . Pairs	5,386	2,792	1,537	770	149	30,151	16,802	3,625	984	186
BUILDING AND ENGINEERING MATERIALS other than OF IRON, STEEL OR WOOD . . . Value	—	—	—	—	—	..	10,000	2,140	..	1,505
COALS OF ALL KINDS . . . Lbs.	112,561	180,219	149,555	233,212	144,403	31,578	53,503	42,058	65,727	40,412
COAL AND COKE . . . Tons	2,845	845	28,528	3,322
DRUGS AND MEDICINES . . . Value	—	—	—	—	—	9,018	36,258	30,912	22,690	14,316
FOODS, BRAN, AND POLLARDS (excluding OILCAKE) . . . Tons	1,102	427	4,804	949	384	65,171	20,980	2,46,460	44,723	24,068
FRUITS AND VEGETABLES . . . Value	—	—	—	—	..	75,033	1,00,612	1,48,488	2,11,710	1,94,569
GRAIN, PULSE, AND FLOUR—										
Pulse . . . Tons	196	441	1,092	1,485	1,455	27,304	72,954	2,00,281	2,66,018	2,65,573
Rice, not in the husk . . . "	87,318	30,323	36,766	44,517	47,841	60,37,974	46,39,865	60,47,336	67,97,120	64,19,774
Wheat flour . . . "	10	17	159	169	269	3,001	4,275	58,979	40,006	58,559

No. 13—continued

FEDERATED MALAY STATES—continued

EXPORTS THERE TO—continued

INDIAN MERCHANDISE—continued

ARTICLES	QUANTITY					VALUE				
	1924-25	1925-26	1926-27	1927-28	1928-29	1921-25	1925-26	1926-27	1927-28	1928-29
						₹	₹	₹	₹	₹
HARDWARE AND CUTLERY, including PLATED WARE . Value	—	—	—	—	—	17,709	14,147	7,205	10,081	3,757
INSTRUMENTS, APPARATUS, AND APPLIANCES, AND PARTS THEREOF	—	—	—	—	—	5,464	17,649	3,45,161	2,54,805	82,884
JEWELLERY (excluding IMITA- TION JEWELLERY) ALSO PLATE OF GOLD AND SILVER	—	—	—	—	—	—	80,017	7,750
LAC Cwts.	6	20	2	55	55	1,228	5,000	250	8,000	7,870
METALS AND ORES Tons	285	163	200	789	452	18,008	17,025	48,751	69,216	58,663
OILS Gals.	2,340	1,778	1,346	3,138	3,745	7,892	5,667	4,477	9,497	6,098
OIL CAKES Tons	4	27	71	123	84	554	3,077	5,767	12,400	9,249
PARAFFIN WAX Tons	79	24	..	6	2	35,94	10,920	..	2,780	910
PROVISIONS AND OILMAN'S STORES Value	—	—	—	—	—	45,020	84,687	1,22,656	1,58,257	1,97,893
SEEDS Tons	40	84	169	182	100	9,385	18,303	51,899	76,860	38,821
SPICES Cwts.	353	1,315	2,601	2,076	1,291	10,325	82,688	85,087	55,441	63,105
TEA lbs.	640	2,758	3,056	12,021	13,297	660	3,183	5,990	19,175	21,633
TEXTILES—										
Cotton—										
Twist and yarn	80	7,200	132	7,400
Manufactures—										
Piece goods—										
Grey (unbleached) Yards	56,192	150,304	10,318	154,789	124,251	42,759	75,243	84,334	78,195	61,259
White (bleached)	35,005	23,748	31,005	12,613	11,623	20,050	15,057	10,234	5,179	5,943
Coloured, printed, or dyed	426,696	984,931	1,099,654	1,324,113	678,532	3,51,118	8,17,871	8,78,949	9,54,728	5,02,632
Other sorts of manufactures Value	—	—	—	—	—	1,715	11,548	15,662	8,810	2,286
Total of Cotton manufactures including Twist and Yarn	—	—	—	—	—	4,15,652	9,19,710	9,98,179	10,46,921	5,71,480
Jute manufactures	—	—	—	—	—	100	118	5,642	1,528	257
Silk manufactures	—	—	—	—	—	3,766	18,956	30,504	8,891	16,305
Woolen manufactures	—	—	—	—	—	6,209	3,685	6,535	7,677	8,081
TOBACCO—										
Unmanufactured Lbs.	1,195,371	1,352,841	1,432,740	1,624,919	1,551,251	4,83,071	4,82,022	5,26,098	6,55,289	6,37,198
Manufactured	3,020	3,142	18,634	20,243	22,586	2,847	2,424	10,174	17,389	19,182
MERCHILAS, including PARA- SOLS AND SUNSHADES No.	144	74	1,480	2,764	300	400	528	3,400	6,910	702
WOOD AND TIMBER—										
Teakwood Cubic tons	19	19	68	24	..	2,406	2,418	9,737	3,600	..
POSTAL ARTICLES Value	—	—	—	—	—	4,52,091	4,68,976	3,40,267	11,80,476	9,19,947
ALL OTHER ARTICLES OF MERCHANDISE	—	—	—	—	—	86,971	55,300	61,233	53,952	60,063
GRAND TOTAL	—	—	—	—	—	80,55,409	75,68,026	1,02,98,612	1,16,66,070	1,00,09,488

FEDERATED MALAY STATES—concluded

EXPORTS THERE TO—concluded

ARTICLES	QUANTITY					VALUE				
	1924-25	1925-26	1926-27	1927-28	1928-29	1924-25	1925-26	1926-27	1927-28	1928-29
						R	R	R	R	R
CLOCKS AND WATCHES . No.	2,720	6,736
GLASS AND GLASSWARE . Value	—	—	—	—	—	17,166	21,488	25,971	20,196	22,687
HARDWARE (excluding CUTLERY AND ELECTROPLATED WARE) . Value	—	—	—	—	—	3,177	2,590	2,874	6,185	2,444
INSTRUMENTS, APPARATUS, AND APPLIANCES, AND PARTS THEREOF . Value	—	—	—	—	—	13,162	1,445	15,828	17,954	2,090
MACHINERY AND MILLWORK . Value	—	—	—	—	—	1,209	12,959	4,840	11,802	17,682
OILS—										
Mineral . Gals.	2,780	1,427	1,908	305	2,770	11,325	6,110	9,485	1,527	5,589
TEXTILES—										
Cotton—										
Manufactures—										
Piece goods—										
Grey (unbleached) Yards	31,500	34,688	72,458	77,722	65,986	12,954	15,996	28,607	56,799	19,885
White (bleached) "	37,050	49,223	96,484	60,159	74,062	18,557	25,838	49,989	26,506	10,089
Coloured, printed, or dyed "	12,740	19,083	15,165	33,332	38,652	8,744	10,582	6,821	13,679	13,755
Other sorts of manufactures . Value	—	—	—	—	—	640	118	3,379	200	..
Total of Cotton manufactures (including twist and yarn) . Value	—	—	—	—	—	41,095	52,484	88,796	67,184	63,729
Wool—										
Manufactures—										
Shawls . No.	1,050	105	3	6,170	590	24
Other Textiles—Manufactures . Value	—	—	—	—	—	..	1,683	14,851	6,444	1,000
ALL OTHER ARTICLES OF MERCHANDISE . Value	—	—	—	—	—	11,099	13,133	24,369	28,671	14,716
GRAND TOTAL . Value	—	—	—	—	—	97,223	1,11,842	1,92,684	1,55,053	1,37,897
GRAND TOTAL OF INDIAN AND FOREIGN MERCHANDISE . Value	—	—	—	—	—	81,53,682	76,74,868	1,04,91,296	1,17,23,123	1,01,47,585

SUMATRA

IMPORTS THEREFROM

ARTICLES	QUANTITY					VALUE				
	1924-25	1925-26	1926-27	1927-28	1928-29	1924-25	1925-26	1926-27	1927-28	1928-29
						R	R	R	R	R
RESINS AND RESINS . Cwts.	115	27	1,587	127	1	3,050	192	13,560	954	8
HARDWARE (excluding CUTLERY AND ELECTROPLATED WARE) . Value	—	—	—	—	—	4,087	50,682	40,822	4,820	..
Mineral—										
Fuel Oils . Gals.	1,496,250	5,14,950	..
Kerosene . "	..	1,673,116	391,819	18,000	2,074,130	..	10,57,981	3,14,970	18,338	11,87,178
Lubricating oils . "	..	171,401	316,530	8,71,048	310,482	..	89,686	1,58,265	4,76,157	1,35,836
Other kinds . "	2,097	2,915
Total Mineral Oils	..	1,844,515	710,446	2,380,298	2,384,612	..	11,47,617	4,76,150	10,04,485	13,23,014
ALL OTHER ARTICLES OF MERCHANDISE . Value	—	—	—	—	—	3	85	..
ALL OTHER ARTICLES OF MERCHANDISE . Value	—	—	—	—	—	11,947	22,122	14,899	8,213	16,764
GRAND TOTAL . Value	—	—	—	—	—	19,034	72,20,568	5,45,434	10,18,012	13,89,786

No. 13—continued
SUMATRA—continued

EXPORTS THERE TO

INDIAN MERCHANDISE

ARTICLES	QUANTITY					VALUE				
	1924-25	1925-26	1926-27	1927-28	1928-29	1924-25	1925-26	1926-27	1927-28	1928-29
APPAREL (including DRAPERY, UNIFORMS, ACCOUTREMENTS, BUT excluding HOSIERY AND BOOTS AND SHOES) Value	—	—	—	—	—	R	R	R	R	R
CHEMICALS AND CHEMICAL PREPARATIONS	—	—	—	—	—	4,773	5,145	4,332	3,589	1,256
COAL AND COKE—										
Coal Tons	—	612	6,958	12,659	—	—	7,956	71,504	1,32,919	—
FODDER, BRAN, AND POLLARDS (excluding OIL CAKE) Tons	1,671	1,758	6,208	997	94	75,125	69,003	70,167	45,744	3,701
FRUITS AND VEGETABLES Value	—	—	—	—	—	2,265	18,068	2,570	128	—
GRAIN, PULSE, AND FLOUR—										
Pulse Tons	29	24	52	78	64	4,213	6,450	6,865	7,819	4,693
Rice, not in the husk	80,737	85,870	85,075	121,916	112,080	1,20,07,384	1,24,10,251	1,22,58,478	1,09,11,933	1,40,70,835
INSTRUMENTS AND APPARATUS, ETC. Value	—	—	—	—	—	506	6,401	30,570	45,585	35,701
LEATHER—										
Hides and skins tanned or dressed (Tons or No.)	2	—	—	—	—	5,070	3,300	2,090	2,930	—
MANURES Tons	1,215	457	650	112	297	2,14,125	68,200	93,500	19,320	48,023
PROVISIONS AND STORES Value	—	—	—	—	—	5,475	3,160	3,723	1,520	4,802
SEEDS—										
Tea Tons	5	47	83	174	186	16,888	1,04,018	2,08,820	3,36,355	2,82,523
TEA, BLACK Lbs.	500	—	—	9,900	13,800	500	—	—	9,900	13,800
TEXTILES—										
Cotton—										
Manufactures—										
Piece goods Yards	464,331	184,440	246,255	190,500	30,250	2,42,440	96,480	1,14,703	60,120	15,900
Jute—										
Manufactures—										
Twist and yarn Lbs.	—	5,628	16,400	3,280	—	—	1,750	3,600	600	—
Gunny bags No.	527,400	351,050	765,550	336,000	690,700	2,27,005	2,12,761	4,00,123	3,93,000	3,04,801
" cloth Yards	575,000	473,000	509,000	313,000	515,333	1,03,912	1,14,910	1,02,200	1,73,940	1,07,304
Rope and twine Cwts.	3,806	7,106	7,332	7,446	7,631	1,09,245	2,19,370	1,78,645	1,38,675	1,40,133
Total Jute manufactures (including twist and yarn) Value	—	—	—	—	—	4,10,162	5,48,791	6,84,533	7,06,315	5,52,238
Woolen manufactures	—	—	—	—	—	7,404	8,098	2,015	5,330	2,850
TOBACCO—										
Unmanufactured Lbs.	9,000	27,225	14,220	2,048	—	3,100	7,565	3,835	900	—
Manufactured—										
Cigars	1,758	7,590	10,964	1,700	9,050	1,650	7,500	10,810	1,913	9,050
POSTAL ARTICLES Value	—	—	—	—	—	1,03,577	1,44,381	2,05,362	1,02,951	1,46,582
ALL OTHER ARTICLES OF MERCHANDISE	—	—	—	—	—	14,049	9,947	6,888	7,361	6,541
GRAND TOTAL	—	—	—	—	—	1,32,55,152	1,35,23,707	1,43,81,541	1,34,11,487	1,51,98,707

FOREIGN MERCHANDISE

ARTICLES	QUANTITY					VALUE				
	1924-25	1925-26	1926-27	1927-28	1928-29	1924-25	1925-26	1926-27	1927-28	1928-29
HARDWARE (excluding CUTLERY AND ELECTROPLATED WARE) Value	—	—	—	—	—	R	R	R	R	R
MINERAL OILS Gals.	—	7,369	168	10	23,618	992	75	82,120	—	29,329
ALL OTHER ARTICLES OF MERCHANDISE	—	—	—	—	—	1,563	3,700	8,678	2,453	7,622
GRAND TOTAL	—	—	—	—	—	2,555	6,517	91,236	2,453	42,180
GRAND TOTAL OF INDIAN AND FOREIGN MERCHANDISE	—	—	—	—	—	1,32,57,707	1,35,30,224	1,44,72,827	1,34,13,955	1,52,40,880

JAVA
IMPORTS THEREFROM

ARTICLES	QUANTITY					VALUE				
	1924-25	1925-26	1926-27	1927-28	1928-29	1924-25	1925-26	1926-27	1927-28	1928-29
COAL AND COKE— Coal . . . Tons	798	140	1,146	1,829	49	16,510	1,120	28,800	18,271	1,975
COFFEE, other than roasted or ground . . . Cwts.	541	1,048	7,254	8,587	17,855	30,735	53,529	8,87,296	4,25,898	10,48,168
DRUGS AND MEDICINES (excluding CHEMICALS AND NARCOTICS)— Quinine Salts— Quinine sulphate or bisulphate . . . Lbs.	7,655	7,658	3,918	9,433	3,582	1,08,324	1,54,621	81,758	46,101	69,228
Quinine hydrochloride or dihydrochloride . . . "	1,108	1,063	1,068	713	828	37,775	34,168	27,653	18,481	22,722
Other sorts of Quinine salts . . . "	9,422	12,628	6,967	2,882	2,515	1,07,180	1,28,534	76,405	33,828	30,740
Other sorts of drugs and medicines . . . Value	—	—	—	—	—	4,928	5,619	9,526	19,760	14,916
Total Drugs and Medicines . . . "	—	—	—	—	—	3,48,207	3,17,942	1,95,842	1,18,115	1,37,603
GRAIN, PULSE, AND FLOUR —										
Beans (dry) . . . Tons	885	400	61,620	71,724
Pulse . . . "	1	137	725	200	24,804	1,14,088
Rice not in the husk . . . "	2	..	7	395	..	236	85	1,771	47,295	..
Other sorts . . . "	8	1	408	2,220	1,628	754	18	41,593	2,05,672	2,48,099
Total Grain, Pulse and Flour . . . "	5	1	414	3,137	2,808	990	108	43,564	3,39,391	4,31,906
GUMS AND RESINS— Dammer (resins) . . . Cwts.	156	5,637	4,292	2,808	854	1,144	37,670	30,003	21,484	2,475
HARDWARE (excluding CUTLERY AND ELECTRO-PLATED WARE) . . . Value	—	—	—	—	—	1,29,758	1,40,413	1,52,643	1,34,703	1,67,839
LIQUORS (including DENATURATED AND PERFUMED SPIRITS)— Spirit— Brandy . . . Gals.	13,270	7,692	5,200	3,446	1,478	13,970	8,243	6,010	3,982	1,508
Rum . . . "	105,022	91,396	96,969	76,798	51,626	1,19,045	1,05,669	1,23,095	1,04,264	68,421
Spirit, denatured . . . "	325,222	482,772	641,514	907,189	730,260	4,48,500	7,05,825	9,35,832	12,78,091	8,98,898
Other sorts of spirit . . . "	19,909	21,031	15,661	7,364	2,468	37,161	28,711	17,128	7,539	2,705
Total Spirit . . . "	463,353	602,891	759,344	994,787	735,827	6,13,675	8,48,448	10,82,655	13,93,876	9,71,536
Other sorts of liquors . . . "	246	49	517	38	31	1,510	193	2,494	277	225
Total Liquors . . . "	463,599	602,940	759,861	994,825	735,858	6,15,185	8,48,641	10,85,149	13,94,153	9,71,761
METALS AND ORES— Total Metals . . . Tons	..	21	1	184	12,444	168	649	555
OILS— Mineral— Lubricating oils . . . Gals.	34,953	14,267	5,082	39,140	13,311	3,000
Other kinds . . . "	..	108	336	16	101	..	228	754	16	145
Total Mineral oils . . . "	..	108	35,289	14,283	5,182	..	228	39,894	13,327	3,145
Other sorts of oils . . . "	3,486	1,240	1,016	2,116	443	8,314	4,461	3,019	4,054	3,813
Total Oils . . . "	3,486	1,348	36,304	16,399	5,625	8,314	4,689	42,913	17,381	6,958
PROVISIONS AND OILMAN'S STORES (including FISH AND FRUITS AND VEGETABLES, CANNED OR BOTTLED— Farinaceous and patent foods— Farinaceous foods in bulk . . . "	11,732	22,691	16,074	47,595	112,560	1,47,967	2,38,893	1,69,458	5,13,451	12,48,335
Other sorts . . . "	1	531	244	81	389	18	5,160	2,615	685	2,341
Other sorts of provisions Value	—	—	—	—	—	6,360	2,431	6,302	1,233	29,744
Total Provisions and Oilman's stores . . . "	—	—	—	—	—	1,54,060	2,46,484	1,76,375	5,15,369	12,80,920

No. 13—continued

JAVA—continued

IMPORTS THEREFROM—continued

ARTICLES	QUANTITY					VALUE				
	1924-25	1925-26	1926-27	1927-28	1928-29	1924-25	1925-26	1926-27	1927-28	1928-29
SEEDS Tons	..	13	43	52	1	R	R	R	R	R
SPICES—										
Betelnuts Cwts.	26	237	361	3,098	3,704	338	5,873	9,403	36,917	72,345
Cloves "	166	10,270
Pepper "	9	794	..	9	..	831	73,156
Other sorts "	22	..	1	63	1	391	9	37	5,423	67
Total Spices "	48	237	362	3,170	4,665	699	5,891	9,440	38,176	1,55,846
STARCH AND FARINA "	..	740	..	3,389	9,080	..	33,456	..
SUGAR—										
Sugar, 16 Dutch standard and above Tons	48,117	656,116	611,423	691,944	850,732	14,93,405	13,40,23,464	13,65,36,364	13,74,26,054	15,46,63,124
Beet Sugar "	122	13	24,500
Sugar, 15 Dutch standard and below "	..	798	156	229	51	67	1,22,897	30,723	42,102	8,070
Molasses "	37,027	70,657	95,981	97,107	68,575	3,06,790	38,00,816	52,57,092	40,34,262	23,31,451
Total Sugar "	537,200	727,571	707,682	789,280	919,358	15,23,47,391	13,79,47,190	14,08,48,684	14,15,02,418	15,79,08,245
TEA—										
Black Lbs.	368,686	814,474	1,521,023	2,624,369	4,108,735	3,23,324	5,71,670	11,28,234	21,71,600	23,28,269
Green "	50	1,513	15,652	18,622	..	25	916	3,574	13,410	..
TEXTILES—										
Cotton—										
Manufactures—										
Piecegoods—										
Coloured, printed or dyed—										
Printed goods Yards	697,364	132,639	4,700	510	250	5,69,937	96,558	3,308	308	225
Jute manufactures—										
Gunny bags No.	600	3,616	7,400	68,200	250	150	2,492	4,154	23,610	62
VEHICLES, <i>excluding</i> LOCOMOTIVES, ETC., FOR RAILWAYS— Mechanically propelled vehicles (<i>excluding</i> railway locomotives and tractors) Value	—	—	—	—	—	1,031	4,600	2,347	307	17,646
WOOD AND TIMBER—										
Teak Cub. Tons	18	614	..	1,041	93,908	..
Other timber Value	—	—	—	—	—	239	5,001	55	3,200	964
Total Timber "	—	—	—	—	—	1,280	5,001	55	97,108	964
POSTAL ARTICLES NOT SPECIFIED "	—	—	—	—	—	7,813	2,768	5,322	2,775	2,106
ALL OTHER ARTICLES OF MERCHANDISE "	—	—	—	—	—	78,323	83,573	66,606	84,564	1,07,698
GRAND TOTAL "	—	—	—	—	—	13,46,30,517	14,03,73,729	14,42,27,504	14,70,75,220	16,41,57,239

EXPORTS THERETO

INDIAN MERCHANDISE

ARTICLES	QUANTITY					VALUE				
	1924-25	1925-26	1926-27	1927-28	1928-29	1924-25	1925-26	1926-27	1927-28	1928-29
CLOTHING (including DRAPERY, UNIFORMS, ACCOUTREMENTS, BUT <i>excluding</i> HOSIERY AND BOOTS AND SHOES) Value	—	—	—	—	—	33,709	50,531	44,980	43,786	20,775
BOOKS, PRINTED AND PRINTED MATTER (NOT BEING STATIONERY), including MAPS AND CHARTS cwt.	10	4	43	492	536	2,250	500	3,500	54,335	55,541
CHEMICALS AND CHEMICAL PREPARATIONS—										
Sulphur Compounds—										
Alpêtre Cwts.	395	21	13	3	137	3,110	430	234	42	2,380
Other sorts Value	—	—	—	—	—	616	1,339	650	1,040	1,364
Total Chemicals, etc. "	—	—	—	—	—	3,726	1,769	884	1,082	4,744

INDIAN MERCHANDISE—continued

ARTICLES	QUANTITY					VALUE				
	1924-25	1925-26	1926-27	1927-28	1928-29	1924-25	1925-26	1926-27	1927-28	1928-29
						R	R	R	R	R
COAL AND COKE . . . Tons	--	--	4,823	1	2,284	--	--	67,877	10	25,126
CORDAGE AND ROPE OF VEGETABLE FIBRE (excluding JUTE AND COTTON) . . . Cwts.	1,264	1,472	1,121	779	1,955	84,049	43,826	38,585	27,012	63,980
DRUGS AND MEDICINES . . . Value	--	--	--	--	--	9,082	3,086	18,042	4,564	9,271
DYEING AND TANNING SUBSTANCES—Safflower . . . Cwts.	37	234	68	82	389	4,600	15,137	2,090	2,233	8,952
FRUITS AND VEGETABLES Value	--	--	--	--	--	3,233	4,965	2,165	2,580	2,830
GRAIN, PULSE, AND FLOUR—Pulse . . . Tons	94	105	85	107	98	14,504	20,162	14,957	18,519	18,521
Rice, not in the husk . . . "	44,981	113,616	21,938	6,613	43,640	67,65,154	1,61,47,422	34,91,605	7,91,169	55,07,709
Wheat . . . "	3	3	14	27	51	449	785	4,108	4,950	10,916
Other sorts . . . "	12	22	14	2	9	2,233	6,138	2,908	775	2,962
Total Grain, Pulse, and Flour . . . "	45,090	113,746	22,061	6,749	43,798	67,82,940	1,61,74,457	35,18,576	8,15,413	55,40,108
GUMS AND RESINS . . . Cwts.	1	7,590	10,778	3,741	4,100	45	1,06,636	1,91,130	56,475	55,750
HARDWARE AND CUTLERY, including PLATED WARE . . . Value	--	--	--	--	--	3,880	3,061	340	3,660	11,374
INSTRUMENTS, APPARATUS, AND APPLIANCES, AND PARTS THEREOF . . . "	--	--	--	--	--	970	8,990	35,088	79,693	74,648
LAC—Shell . . . Cwts.	852	937	831	924	1,152	1,76,512	1,54,274	80,792	1,47,476	1,62,578
LEATHER—Skins, tanned or dressed { Tons =No. }	3 =12,662	3 =14,295	4 =12,600	22 =79,768	44 =112,280	13,145	16,552	19,255	1,01,709	1,79,206
Unwrought . . . Cwts.	1,013	1,414	1,647	837	1,070	2,88,474	3,18,624	3,94,246	1,87,495	2,33,466
MANURES—Sulphate of ammonia . . . Tons	306	--	--	401	--	61,200	--	--	68,000	--
Other sorts . . . "	1	14	249	160	275	120	2,490	44,820	29,900	50,000
Total Manures . . . "	307	14	249	561	275	61,410	2,490	44,820	97,900	50,000
METALS AND ORES . . . "	420	177	284	269	269	1,59,205	99,087	1,10,822	66,828	94,525
ORLEANS—Groundnut cake . . . Tons	807	--	--	495	--	92,928	--	2	50,400	--
Other sorts . . . "	1	--	--	--	--	125	--	--	--	--
Total Orleaks . . . "	808	--	--	495	--	93,053	--	2	50,400	--
OPPIUM { Chests =Cwts. }	300 =438	1,400 =2,051	1,500 =2,198	1,205 =1,506	964 =1,205	12,00,000	56,00,000	60,00,000	48,20,000	38,53,000
PARAFFIN WAX . . . Tons	20	30	--	10	10	9,100	13,650	--	4,550	4,560
PROVISIONS AND OILMAN'S STORES—Ghi . . . Cwts.	497	730	456	737	792	53,330	82,513	50,992	52,219	74,073
Pickles, chutnies, and condiments . . . "	482	744	289	456	521	15,978	26,386	8,956	17,195	21,357
Other sorts . . . Value	--	--	--	--	--	393	1,394	1,768	2,849	3,717
Total Provisions and Oilman's stores . . . "	--	--	--	--	--	72,539	1,10,292	61,714	71,763	99,147

No. 13—continued

JAVA—continued

EXPORTS THERETO—continued

INDIAN MERCHANDISE—concluded

ARTICLES	QUANTITY					VALUE				
	1924-25	1925-26	1926-27	1927-28	1928-29	1924-25	1925-26	1926-27	1927-28	1928-29
SEEDS—										
Oil seeds—										
Essential—										
Coriander . . . Tons	556	572	412	157	165	84,746	83,638	91,490	55,242	54,407
Other sorts . . . "	87	27	16	20	20	14,055	10,369	4,670	8,000	8,582
Total Seeds Essential . . "	593	599	428	177	185	98,812	94,207	96,160	63,242	62,989
Non-essential—										
Tea "	28	34	80	68	25	84,847	1,40,986	2,53,976	1,78,118	90,107
Other sorts "	1	3	1	..	1	560	1,128	646	245	359
Total Seeds Non-essential . . "	29	37	81	68	26	85,407	1,42,114	2,54,622	1,78,363	91,066
Other than oil seeds "	1	108	..	8	60	265
Total of Seeds "	622	636	509	240	212	1,84,327	2,36,321	2,50,790	2,41,671	1,54,260
TEXTILES—										
Cotton—										
Twist and yarn . . . Lbs.	56,610	59,050	42,300	..	10,000	78,188	78,152	44,486	..	5,000
Manufactures—										
Piece goods . . . Yards	1,706,511	1,510,973	1,524,875	2,734,233	4,084,592	8,43,230	7,04,110	6,98,120	12,30,470	17,94,745
Other sorts of manufactures . Value	—	—	—	—	—	4,020	1,450	5,550	11,480	3,910
Total Cotton manufactures (including twist and yarn) . . . "	—	—	—	—	—	9,25,438	7,83,712	7,49,156	12,41,950	18,02,675
Haberdashery and Millinery . . "	—	—	—	—	—	23,327	25,833	31,975	23,230	11,300
Jute—										
Manufactures—										
Gunny bags . . . No.	24,868,700	31,930,600	26,987,196	25,769,825	42,081,275	1,58,82,855	2,31,63,238	1,71,85,565	1,46,81,040	2,25,79,209
Gunny cloth . . . Yards	272,300	458,000	611,300	686,000	1,001,293	60,762	1,11,729	1,27,371	1,54,595	2,30,951
Rope and twine . . . Cwts.	13,853	10,580	10,131	11,005	19,319	3,92,333	3,58,429	2,62,037	2,36,974	3,82,073
Other kinds . . . Value	200	100	1,500	4,000
Total Jute manufactures (including twist and yarn) . . . "	—	—	—	—	—	1,62,85,860	2,36,33,442	1,75,44,713	1,60,24,108	2,31,96,233
Wool—										
Manufactures—										
Carpets and rugs . . . Lbs.	60,132	109,709	90,491	104,142	92,601	85,709	98,835	81,145	1,17,037	91,760
Other sorts . . . Value	—	—	—	—	—	2,300	1,723	..	2,000	250
Total Woollen manufactures . . "	—	—	—	—	—	89,009	95,558	81,145	1,19,037	92,010
Other Textiles—										
Manufactured "	—	—	—	—	—	10,100
TOBACCO Lbs.	27,421	23,899	15,280	26,179	11,567	18,523	18,614	11,792	20,712	8,318
WAX OF ALL KINDS other than PARAFFIN WAX (excluding CANDLES) . Cwts.	131	168	71	251	231	12,150	14,100	6,696	25,452	24,470
POSTAL ARTICLE . . . Value	—	—	—	—	—	12,599	35,277	17,443	16,101	10,826
ALL OTHER ARTICLES OF MERCHANDISE . . . "	—	—	—	—	—	50,676	53,008	52,365	39,209	1,17,262
GRAND TOTAL. "	—	—	—	—	—	2,64,17,200	4,76,15,342	2,94,74,444	2,38,95,997	3,59,98,997

FOREIGN MERCHANDISE

ARTICLES	QUANTITY					VALUE				
	1924-25	1925-26	1926-27	1927-28	1928-29	1924-25	1925-26	1926-27	1927-28	1928-29
APPAREL (including DRAPERY, UNIFORMS, ACCOUTREMENTS, BUT excluding HOSIERY AND BOOTS AND SHOES) . . . Value	—	—	—	—	—	6,182	80	1,447	276	1,400
COAL AND COKE . . . Tons	4,105	1,690	3,000	10,768	10,639	1,00,222	1,38,160	71,250	2,26,852	1,90,135
DYEING AND TANNING SUBSTANCES—										
Alizarine . . . Lbs.	..	10,445	6,040
FRUITS AND VEGETABLES . Value	—	—	—	—	—	7,114	1,082	2,437	1,410	1,050
GLASS AND GLASSWARE . . "	—	—	—	—	—	4,375	1,200	..
GUMS AND RESINS . . . Cwts	18	457	810	300	6,275	11,865
HARDWARE (excluding CUTLERY AND ELECTRO-PLATEDWARE) . Value	—	—	—	—	—	2,07,207	2,24,116	2,17,248	3,40,681	3,76,901
MACHINERY AND MILLWORKS . "	—	—	—	—	—	15,669	58,644	22,805	27,403	19,889
METALS AND ORES—										
Lead (excluding ores) . Cwts.	200	200	8,024	7,999
Other sorts . . . Tons	1	..	18	10	16	680	506	1,020	3,491	3,378
Total Metals and ores . . "	11	10	18	10	16	8,654	8,505	1,020	3,491	3,378
OILS . . . Gals.	588	111,850	2,510	23,396
PROVISIONS AND OILMAN'S STORES (excluding FISH AND FRUITS AND VEGETABLES). Cwts.	212	..	113	96	31	4,047	..	5,209	4,019	2,136
TEXTILES—										
Cotton manufactures—										
Piecegoods—										
Grey (unbleached) . Yards	1,320	105,700	400	550	41,100	200
Coloured, printed, or dyed . . . "	3,372	1,580	2,465	..	16,346	1,893	2,000	3,567	..	8,172
Other sorts of manufactures . Value	—	—	—	—	—	200	3,812	150	500	..
Total Cotton manufactures (including Twist and Yarn) . . "	—	—	—	—	—	2,648	46,912	3,917	500	8,172
Wool Manufactures . . . "	—	—	—	—	—	100	650	2,800	11,360	5,449
Other Textiles—	—	—	—	—	—	1,075	16,300
Manufactures . . . "	—	—	—	—	—	—	—	—	—	—
VERMELS "	—	—	—	—	—	1,106	500	2,500	320	2,07,075
POSTAL ARTICLES . . . "	—	—	—	—	—	210
ALL OTHER ARTICLES OF MERCHANDISE . . . "	—	—	—	—	—	27,512	18,088	20,795	21,846	24,349
GRAND TOTAL "	—	—	—	—	—	3,84,423	5,01,821	4,51,804	6,45,163	8,91,706
GRAND TOTAL OF INDIAN AND FOREIGN MERCHANDISE . . . "	—	—	—	—	—	2,70,03,713	441,17,163	2,99,26,248	2,40,40,260	3,68,85,718

No. 13—continued
BORNEO (BRITISH AND DUTCH)
IMPORTS THEREFROM

ARTICLES	QUANTITY					VALUE				
	1924-25	1925-26	1926-27	1927-28	1928-29	1924-25	1925-26	1926-27	1927-28	1928-29
HARDWARE, <i>excluding</i> OUTLERY AND ELECTRO- PLATED WARE . . . Value	—	—	—	—	—	..	685	55,445	20	4,163
OILS— Mineral— Fuel oils . . . Gals.	11,266,857	12,212,916	12,492,306	14,992,002	15,496,772	29,37,898	53,46,399	51,89,705	41,96,760	33,85,577
Kerosene . . . "	11,040,552	11,456,976	5,327,085	12,363,233	10,601,561	57,43,408	59,39,805	31,69,694	63,82,710	55,00,930
Lubricating oils . . . "	2,989,165	4,466,526	8,006,096	10,638,546	9,638,531	15,22,409	22,75,153	41,00,155	54,68,682	47,26,102
Other kinds . . . "	879,952	1,175,530	440,744	904,607	505,387	4,29,182	5,87,225	2,23,799	3,59,428	1,73,380
Total Mineral oils . . . "	26,156,526	36,312,957	33,246,231	39,038,458	36,294,251	1,06,35,897	1,47,48,543	1,26,78,358	1,64,07,580	1,38,25,079
P. RAFFIN WAX . . . Tons	11	10	45	36	51	5,779	4,041	13,915	12,128	16,048
WAX OF ALL KINDS . . . Cwts.	685	296	873	678	1,480	11,660	6,680	17,362	16,848	22,164
POSTAL ARTICLES NOT SPECI- FIED . . . Value	—	—	—	—	—	..	7,668	1,097	..	45
ALL OTHER ARTICLES OF MERCHANDISE . . . "	—	—	—	—	—	8,009	3,459	206	7,244	5,320
GRAND TOTAL . . . "	—	—	—	—	—	1,06,61,845	1,47,71,076	1,27,71,378	1,64,47,820	1,38,73,025

EXPORTS THERETO

INDIAN MERCHANDISE

ARTICLES	QUANTITY					VALUE				
	1924-25	1925-26	1926-27	1927-28	1928-29	1924-25	1925-26	1926-27	1927-28	1928-29
CANDLES OF ALL KINDS . . . Lbs.	37,500	30,385	19,063	26,221	7,929	4,922	8,546	5,361	7,374	1,976
CORDAGE AND ROPE OF VEGE- TABLE FIBRE (<i>including</i> JUTE AND COTTON) . . . Cwts.	169	190	96	197	216	5,140	4,500	3,715	4,813	5,227
GRAIN, PULSE, AND FLOUR— Rice, not in the husk . . . Tons	596	..	1,180	430	6	94,340	..	1,65,094	55,798	1,100
INSTRUMENTS, APPARATUS AND APPLIANCES, AND PARTS THEREOF . . . Value	—	—	—	—	—	..	50	13,162	7,523	448
Opium . . . Chest	75	38	36	65	58
TEXTILES— Cotton manufactures (<i>in- cluding</i>) twist and yarn, Value	188	56	52	32	72	3,00,000	1,52,000	1,44,000	2,80,000	2,32,000
Jute— Manufactures— Gunny bags . . . No.	839,400	839,400	1,048,100	974,600	1,213,350	3,39,212	4,77,596	5,06,071	4,31,025	5,40,095
Gunny cloth . . . Yards	66,000	52,000	16,000	36,000	32,000	9,521	7,707	2,120	6,075	5,540
POSTAL ARTICLES . . . Value	—	—	—	—	—	21,10,023	4,65,091	2,73,945	10,17,554	10,56,623
ALL OTHER ARTICLES OF MERCHANDISE . . . "	—	—	—	—	—	3,071	3,668	9,528	2,591	2,560
GRAND TOTAL . . . "	—	—	—	—	—	29,30,836	11,19,007	11,28,509	17,93,900	18,55,969

FOREIGN MERCHANDISE

ARTICLES	QUANTITY					VALUE				
	1924-25	1925-26	1926-27	1927-28	1928-29	1924-25	1925-26	1926-27	1927-28	1928-29
TOTAL VALUE	—	—	—	—	—	..	66	1,070	2,160	9,242
GRAND TOTAL OF INDIAN AND FOREIGN MER- CHANDISE . . . Value	—	—	—	—	—	29,30,836	11,19,073	11,24,669	17,97,060	18,65,211

CELEBES AND OTHER ISLANDS

IMPORTS THEREFROM

ARTICLES	QUANTITY					VALUE				
	1924-25	1925-26	1926-27	1927-28	1928-29	1924-25	1925-26	1926-27	1927-28	1928-29
OILS— Mineral— Lubricating oils . . . Gals.	15,748	13,000	2,257,788	27,152
Kerosene . . . "	43,940	39,321	15,200	11,52,412
POSTAL ARTICLES NOT SPECIFIED . . . Value	—	—	—	—	—	..	461	14,297	9,922	1,789
ALL OTHER ARTICLES OF MERCHANDISE . . . "	—	—	—	—	—	897	4,525	6,946	16,175	10,060
GRAND TOTAL . . . "	—	—	—	—	—	897	4,986	78,216	41,297	11,64,264

CELEBES AND OTHER ISLANDS
SIAM

(464)

No. 13—continued

CELEBES AND OTHER ISLANDS—continued
EXPORTS THERETO

INDIAN MERCHANDISE

ARTICLES	QUANTITY					VALUE				
	1924-25	1925-26	1926-27	1927-28	1928-29	1924-25	1925-26	1926-27	1927-28	1928-29
CORDAGE AND ROPE Cwts.	180	615	R	R	R	R	R
GRAIN, PULSE, AND FLOUR— Rice not in the husk Tons	..	200	1,944	..	1	..	26,880	2,81,192	..	284
TEXTILES— Cotton— Twist and Yarn Lbs.	64,052	55,400	5,000	..	15,200	65,181	55,556	3,594	..	13,050
Piecegoods Yards	..	20,365	15,219
Jute— Manufactures— (gunny bags) No.	909,100	904,000	1,136,800	1,808,300	2,300,200	4,84,515	5,36,784	5,93,046	8,77,682	11,05,227
Gunny cloth Yards	..	195,000	115,000	150,000	180,000	..	39,800	20,299	25,382	30,425
Other kinds Value	9,725	9,545	17,852	18,063	19,671
Total Jute manufactures (including twist and yarn)	4,94,240	5,86,129	6,31,197	9,21,077	11,55,323
Silk, Raw Lbs.	1,430	17,855	..
FOCAL ARTICLES Value	1	203	177
ALL OTHER ARTICLES OF MER- CHANDISE	2,240	1,870	6,755	7,689	5,880
GRAND TOTAL	6,61,662	6,85,857	9,22,738	9,50,121	11,58,434

FOREIGN MERCHANDISE

ARTICLES	QUANTITY					VALUE				
	1924-25	1925-26	1926-27	1927-28	1928-29	1924-25	1925-26	1926-27	1927-28	1928-29
TOTAL VALUE	R 495	R ..	R ..	R 1,250	R 6,262
GRAND TOTAL OF INDIAN AND FOREIGN MER- CHANDISE Value	6,62,157	6,85,857	9,22,738	9,51,371	11,64,702

NEW GUINEA (DUTCH)

IMPORTS THEREFROM

Nil

EXPORTS THERETO

INDIAN MERCHANDISE

ARTICLES	QUANTITY					VALUE				
	1924-25	1925-26	1926-27	1927-28	1928-29	1924-25	1925-26	1926-27	1927-28	1928-29
TOTAL VALUE	R ..	R ..	R ..	R 2,227	R 4,832

FOREIGN MERCHANDISE

Nil

SIAM

IMPORTS THEREFROM

ARTICLES	QUANTITY					VALUE				
	1924-25	1925-26	1926-27	1927-28	1928-29	1924-25	1925-26	1926-27	1927-28	1928-29
CANDLES OF ALL KINDS Lbs.	24	49,425	..	R 13	R ..	R ..	R 16,493	R ..
GRAIN, PULSE AND FLOUR— Rice in the husk Tons	..	6	..	1,504	2,421	45	1,500	..	2,10,680	3,28,799
Rice not in the husk	2	4,355	7,410	479	5,81,489	11,35,578
LAO— Stick and seed Cwts.	1	7	68	2	..	103	815	4,169	207	..
Opium Lbs.	2,295	52,000
PRECIOUS STONES AND PEARLS, GEMST— Diamonds Value	8,500
Other precious stones	46	7,324
Total Precious Stones	46	15,824
PROVISIONS AND OILMAN'S STORES— Milk foods for infants and invalids Cwts.	54	13,043	..
Milk, condensed and pre- served (including milk cream)	2	5	8	227	1	104	278	142	19,021	47
TEXTILES— Cotton manufactures (including Twist and Yarn) Value	6,757	5,090	33,129	4,298	34,499
Silk, raw Lbs.	152,163	41,597	12,838	10,921	7,111	12,49,612	2,05,122	65,134	55,768	36,513
Silk manufactures— Piecegoods Yards	52	26,636	10,489	5	3	158	23,516	47,193	15	16
WOOD AND TIMBER— Teak Cable Tons	11,088	4,486	5,334	7,699	9,420	13,81,878	6,40,468	8,37,734	11,49,642	14,80,188
Other timber	1,225	1,10,580
Other kinds of wood and Timber (a) Value	1,39,546	2,14,674	1,64,286	28,027
FOCAL ARTICLES NOT SPECIFIED	2,23,614	88,107	27,651	59,389	55,413
ALL OTHER ARTICLES OF MERCHANDISE	51,005	34,538	36,237	33,692	41,833
GRAND TOTAL	30,23,395	10,87,525	12,56,065	23,12,019	31,61,794

(a) Separately recorded from 1925-26, also includes other timber

No. 13—continued
SIAM—continued
EXPORTS THERE TO

INDIAN MERCHANDISE

ARTICLES	QUANTITY					VALUE				
	1924-25	1925-26	1926-27	1927-28	1928-29	1924-25	1925-26	1926-27	1927-28	1928-29
ANIMALS, LIVING . . . No.	291	191	74	123	47	7,580	7,980	4,110	7,070	2,380
APPAREL (including DRA- PERT, UNIFORMS, AC- COUTREMENTS, BUT excluding HOSIERY AND BOOTS AND SHOES) . . . Value	—	—	—	—	—	7,606	7,809	7,434	8,383	6,036
CANDLES OF ALL KINDS . . . Lbs.	480,009	950,251	162,080	353,511	399,577	1,21,334	2,63,703	45,971	99,789	1,11,906
CHEMICALS AND CHEMICAL PREPARATIONS—										
Potassium compounds—										
Saltpetre . . . Cwts.	1,810	2,182	1,201	2,177	—	60,000	68,220	26,255	55,010	—
COIR, MANUFACTURED (excluding ROPE) . . . Tons	8	5	10	9	13	3,272	4,585	5,089	4,302	5,531
CORDAGE AND ROPE OF VEGETABLE FIBRE (ex- cluding JUTE AND GOTTON) . . . Cwts.	4,684	3,028	7,209	4,382	5,471	1,35,529	83,522	1,07,177	1,33,101	1,41,279
DRUGS AND MEDICINES (ex- cluding CHEMICALS AND NARCOTICS) . . . Value	—	—	—	—	—	9,434	13,352	6,825	11,750	10,508
DYEING AND TANNING SUBSTANCES . . . Cwts.	104	222	183	261	251	4,040	3,737	3,007	22,002	3,490
FISH (excluding CANNED FISH) . . . "	201	155	58	171	173	7,701	8,574	3,009	6,960	6,131
FODDER, BRAN, AND POLLARDS (excluding OILCAKE) . . . Tons	752	755	1,220	1,136	1,471	49,369	48,540	76,953	75,465	94,106
GRAIN, PULSE, AND FLOUR—										
Pulse . . . "	112	97	83	140	189	23,421	21,883	10,560	32,354	40,631
Rice, not in the husk . . . "	6,218	6,523	5,685	6,615	7,852	10,73,155	10,90,992	9,62,310	10,27,934	10,47,981
Wheat flour . . . "	49	85	118	173	233	11,219	20,338	28,709	47,078	59,239
Other sorts . . . "	20	7	10	15	11	4,707	1,968	2,110	3,982	3,181
Total Grain, pulse, and flour . . .	6,399	6,713	5,901	6,943	8,285	11,12,502	11,14,186	10,12,605	11,11,848	11,57,032
HARDWARE AND CUTLERY (including PLATED WARE) Value	—	—	—	—	—	6,600	4,539	3,322	1,551	1,210
INSTRUMENTS, APPARATUS AND APPLIANCES AND PARTS THEREOF . . . "	—	—	—	—	—	24,213	1,44,748	78,632	1,30,521	57,744
LAC—										
Shell . . . Cwts.	30	17	15	5,800	2,896	1,200
LEATHER—										
Hides and skins, tan- ned or dressed . . . } Tons } =No.	4 =18,500	1 =4,553	1 =3,000	1 =4,250	4 =10,437	10,025	5,467	4,179	5,587	12,868
METALS AND ORES . . . Tons	17	22	309	173	119	27,558	67,910	2,96,039	75,123	60,005
OILS—										
Vegetable, non-essential—										
Linseed . . . "	5,392	2,921	18,304	9,995
Other sorts . . . "	520	988	467	999	1,062	1,480	2,512	1,406	3,150	3,458
Total vegetable, non-essential . . .	5,912	3,909	467	999	1,062	19,734	12,507	1,406	3,150	3,458
Other kinds . . . "	1,328	907	722	1,936	942	1,097	2,622	555	1,137	982
Total Oils . . . "	7,240	4,816	1,189	2,935	2,004	20,831	15,129	1,961	4,287	4,440
OPIMUM . . . } Chests } =Cwts.	1,300 =1,905	1,500 =2,199	1,400 =2,051	1,565 =1,956	1,891 =1,725	52,00,000	60,00,000	56,00,000	62,60,000	55,64,000
PARAFFIN WAX . . . Tons	237	258	60	285	286	1,07,377	1,17,390	27,300	1,29,300	1,17,731
PERFUMERY including musk (not being PERFUMED SPIRITS) . . . Value	—	—	—	—	—	4,230	2,005	5,243	4,116	2,129
PROVISIONS AND OILMAN'S STORES . . . "	—	—	—	—	—	79,941	73,747	79,467	80,077	1,12,753

No. 13—continued
SIAM—continued
EXPORTS THERE TO—continued

INDIAN MERCHANDISE—continued

ARTICLES	QUANTITY					VALUE				
	1924-25	1925-26	1926-27	1927-28	1928-29	1924-25	1925-26	1926-27	1927-28	1928-29
SEEDS—										
Oil seeds—										
Essential—										
Cummin (other than black) Tons	9	8	9	3	6	7,655	8,470	9,479	3,482	4,551
Other sorts . . . "	16	12	9	16	11	5,590	4,671	3,810	5,499	5,304
Total seeds Essential "	25	20	18	19	17	13,245	13,041	13,289	8,981	9,855
Other kinds . . . "	36	14	10	10	3	16,080	6,199	8,834	3,648	1,597
Total Seeds	61	34	28	29	20	29,325	19,240	17,123	12,624	11,452
SPICES Cwts.	229	23	47	23	19	6,548	1,493	1,379	1,379	1,049
SUGAR Tons	45	..	1	2	..	9,816	174	277	438	130
TEA, BLACK Lbs.	8,988	3,581	3,836	6,026	8,661	8,711	3,873	4,210	6,071	8,383
TEXTILES—										
Cotton—										
Waste Cwts.	270	18	275	125	198	8,240	470	8,090	3,986	7,250
Twist and yarn . . . Lbs.	1,428,600	1,679,040	1,005,600	1,622,640	1,840,328	15,86,937	15,42,612	14,07,150	14,34,346	15,25,350
Manufactures—										
Canvas Yards	37,330	17,050	21,070	800	..	38,976	19,267	16,800	600	..
Handkerchiefs and shawls in the piece No.	640	5,400	900	5,400
Piece goods—										
Grey (unbleached) . Yards	435,924	724,390	50,158	162,715	498,760	1,50,125	1,86,816	21,607	59,430	1,46,597
White (bleached) . . "	600	7,740	10,900	300	3,400	4,800
Coloured, printed, or dyed "	1,659,396	1,509,532	1,690,907	1,725,588	1,866,227	13,14,949	9,41,186	9,99,387	11,51,210	12,63,732
Total piece goods "	2,095,920	2,252,162	1,741,065	1,888,303	2,375,887	14,65,374	11,31,401	10,20,994	12,10,640	14,14,629
Other sorts of manufactures Value	—	—	—	—	—	98,228	2,04,604	3,88,341	6,34,340	1,57,532
Total Cotton manufactures (including twist and yarn) ..	—	—	—	—	—	31,85,415	29,03,284	28,38,285	32,79,926	30,97,511
Haberdashery and millinery ..	—	—	—	—	—	98,264	1,90,577	1,30,169	2,41,245	1,12,185
Jute—										
Manufactures—										
Gunny bags No.	10,679,350	9,104,000	11,157,010	14,424,500	12,410,200	64,26,618	56,32,897	58,86,245	74,00,340	61,32,238
Rope and twine . . . Cwts.	990	770	129	25,400	22,055	..	15	2,411
Other kinds Value	—	—	—	—	—	231	824	..	4,200	..
Total Jute manufactures (including twist and yarn) . . "	—	—	—	—	—	64,53,249	57,15,973	58,86,245	74,04,555	61,34,649
Silk, raw Lbs.	15,161	17,157	..	27,412	7,099	2,93,700	3,25,100	..	2,16,372	88,610
" manufactures . . . Value	—	—	—	—	—	2,700	15,000	1,400

No. 13—continued

SIAM—continued

EXPORTS THERETO—continued

INDIAN MERCHANDISE—concluded

ARTICLES	QUANTITY					VALUE				
	1924-25	1925-26	1926-27	1927-28	1928-29	1924-25	1925-26	1926-27	1927-28	1928-29
						R	R	R	R	R
TOBACCO—										
Unmanufactured . . . Lbs.	14,088	1,900	15,912	18,376	3,573	8,230	740	7,214	9,396	2,168
Manufactured—										
Cigars . . . "	42,574	48,162	41,531	23,619	22,904	40,018	48,764	41,791	23,374	22,999
Other sorts . . . "	33,049	41,768	17,348	15,297	20,921	16,860	19,973	8,874	7,647	11,025
Total Tobacco . . . "	90,811	91,836	74,791	57,293	47,408	65,108	69,477	57,879	40,417	36,212
WAX OF ALL KINDS <i>other than PARAFFIN WAX (excluding CANDLES)</i> . . . Cwts.	28	1,201	8,299	4,503	7	2,270	27,370	1,89,123	1,02,649	700
WOOD AND TIMBER . . . Value	—	—	—	—	—	5,145	3,275	7,556	6,726	8,024
POSTAL ARTICLES . . . "	—	—	—	—	—	3,06,937	2,18,780	1,90,889	2,59,098	2,42,005
ALL OTHER ARTICLES OF MERCHANDISE . . . "	—	—	—	—	—	22,454	15,629	16,273	23,406	21,502
GRAND TOTAL . . . "	—	—	—	—	—	1,74,82,792	1,75,72,557	1,58,80,671	1,98,40,787	1,72,51,666

FOREIGN MERCHANDISE

ARTICLES	QUANTITY					VALUE				
	1924-25	1925-26	1926-27	1927-28	1928-29	1924-25	1925-26	1926-27	1927-28	1928-29
						R	R	R	R	R
APPAREL (including DRAPEY, UNIFORMS, ACCOUTREMENTS, HAT excluding HOSIERY AND BOOTS AND SHOES) . . . Value	—	—	—	—	—	2,610	1,550	450	7,632	11,658
CHEMICALS AND CHEMICAL PREPARATIONS, (excluding CHEMICAL MANURES AND MEDICINES) . . . "	—	—	—	—	—	11,422	3,767	9,565	897	870
COAL AND COKE . . . Tons	545	505	242	12,110	11,302	4,920
CUTLERY . . . Value	—	—	—	—	—	6,340	295	1,200	150	120
DRUGS AND MEDICINES (excluding CHEMICALS AND NARCOTICS) . . . "	—	—	—	—	—	11,658	3,280	10,370	3,278	2,777
DYEING AND TANNING SUBSTANCES—										
Aniline . . . Lbs.	35,066	24,615	10,925	17,993	..	50,769	67,350	33,250	35,978	..
Other sorts . . . Value	—	—	—	—	—	1,830	6,000	350	18,522	6,779
Total Dyeing, etc. . . "	—	—	—	—	—	52,149	73,350	33,600	54,500	6,779
FRUITS AND VEGETABLES Value	—	—	—	—	—	4,310	2,900	3,110	2,438	4,185
HARDWARE (excluding CUTLERY AND ELECTROPLATED WARE) . . . "	—	—	—	—	—	4,927	9,484	6,868	8,464	6,910
INSTRUMENTS, APPARATUS, APPLIANCES, AND PARTS THEREOF . . . "	—	—	—	—	—	7,762	12,181	1,024	10,361	12,365
LEATHER MANUFACTURE . . . "	—	—	—	—	—	166	55	225	580	5,100
MACHINERY AND MILLWORK . . . "	—	—	—	—	—	20,768	10,231	2,811	17,384	2,213
MATCHES . . . gross of box	50,000	52,950
METALS AND ORES . . . Tons	5	4	2	77	..	16,520	4,980	3,850	12,247	600
PERFUMERY (not being PERFUMED SPIRITS) . . . Value	—	—	—	—	—	8,410	10,173	5,575	5,115	950
SUGAR . . . Tons	1,880

FOREIGN MERCHANDISE—continued

ARTICLES	QUANTITY					VALUE				
	1924-25	1925-26	1926-27	1927-28	1928-29	1924-25	1925-26	1926-27	1927-28	1928-29
TEXTILES—						₹	₹	₹	₹	₹
Cotton—										
Twist and yarn . . . Lbs.	..	800	1,100
Manufactures—										
Canvas . . . Yards	22,410	22,235	23,100	31,940
Piece goods—										
Grey (unbleached) . . "	8,440	20,880	..	1,738	4,700	7,100	10,500	..	900	1,770
White (bleached) . . "	..	18,450	2,400	7,400	1,680
Coloured, printed, or dyed . . . "	6,619	1,914	21,060	3,200	4,632	8,816	2,600	11,645	2,600	1,700
Total Piece-goods . . "	15,059	40,694	23,460	4,938	9,332	10,916	20,500	13,325	3,500	3,470
Other sorts of man- ufactures . . . Value	—	—	—	—	—	6,842	2,480	1,775	2,970	1,150
Total Cotton manufac- tures (including twist and yard) . . . "	—	—	—	—	—	40,858	56,020	15,100	6,370	4,620
Haberdashery and millinery . . . "	—	—	—	—	—	7,215	2,077	3,895	4,174	3,023
Wool—										
Manufacture— Shawls . . . No.	13,349	23,796
OTHER TEXTILES—										
Manufactures . . . Value	—	—	—	—	—	5,623	1,180	22,472	..	1,472
VEHICLES, excluding LOCOMO- TIVE, ETC., FOR RAILWAYS—										
Carriages and carts (exclud- ing railway carriages), and parts thereof . . "	—	—	—	—	—	7,800	800
ALL OTHER ARTICLES OF MERCHANDISE . . . "	—	—	—	—	—	10,313	14,565	18,412	21,417	13,073
GRAND TOTAL . . . "	—	—	—	—	—	2,26,031	2,06,083	1,39,412	1,73,509	1,58,031
GRAND TOTAL OF INDIAN AND FOREIGN MER- CHANDISE . . . "	—	—	—	—	—	1,76,88,623	1,77,78,645	1,70,20,083	2,00,14,296	1,74,09,947

INDO-CHINA (INCLUDING COCHIN-CHINA, CAMBODIA, ANNAM, TONKIN
AND FRENCH LEASED TERRITORIES IN CHINA)

IMPORTS THEREFROM

ARTICLES	QUANTITY					VALUE				
	1924-25	1925-26	1926-27	1927-28	1928-29	1924-25	1925-26	1926-27	1927-28	1928-29
GRAIN, PULSE AND FLOUR—						₹	₹	₹	₹	₹
Rice in the husk . . . Tons	10,971	41,839	11,61,214	45,37,786
Rice not in the husk . . "	10,303	104,567	12,87,348	1,46,25,669
Other sorts . . . "	78	11,400
Total Grain, Pulse, etc. . . "	21,274	146,484	24,48,557	1,91,74,855
WOOD AND TIMBER—										
Timber other than Railway Sleepers—										
Deal and pine wood Cubic Tons	..	1,362	1,560	2,29,104	2,57,483
Teak wood . . . "	429	3,301	1,485	2,105	1,956	45,139	4,81,493	2,58,036	3,51,528	3,01,419
POSTAL ARTICLES NOT SERIALIZED . . . Value	—	—	—	—	—	284	..	50	188	1,584
ALL OTHER ARTICLES OF MERCHANDISE . . . "	—	—	—	—	—	14,726	1,072	1,174	22,156	27,544
GRAND TOTAL . . . "	—	—	—	—	—	60,149	7,11,699	5,16,743	28,22,429	1,95,05,492

No. 13—continued

INDO-CHINA (INCLUDING COCHIN-CHINA, CAMBODIA, ANNAM, TONKIN AND FRENCH
LEASED TERRITORIES IN CHINA)—continued

EXPORTS THERETO

INDIAN MERCHANDISE

ARTICLES	QUANTITY					VALUE				
	1924-25	1925-26	1926-27	1927-28	1928-29	1924-25	1925-26	1926-27	1927-28	1928-29
ANIMALS, LIVING	No.	14	7,000	..
GARDENS OF ALL KINDS	Lib.	115,786	1,250	..	505
COAL AND COKE— Coal	Tons	7,407	74,070
CORDAGE AND ROPE OF VEGETABLE FIBRE (ex- cluding JUTE AND COTTON)	Cwts.	2,198	2,371	2,546	3,174	2,745	70,255	81,001	78,823	90,092
INSTRUMENTS, APPARATUS AND APPLIANCES AND PARTS THEREOF	Value	—	—	—	—	—	..	8,052	8,558	2,105
JEWELLERY (excluding IMI- TATION JEWELLERY, ETC.)	..	—	—	—	—	..	2,500	21,000
METALS AND ORES— Brass, bronze and similar alloys	Cwts.	..	29	87	15	8,175	9,800	4,450
OPIUM	Chests —Cwts.	1,145 —1,678	1,545 —2,265	2,860 —3,459	2,142 —2,664	1,522 —1,902	53,03,025	70,15,740	94,40,000	85,68,000
PARAFFIN WAX	Tons	287	39	40	60	190	1,30,613	17,745	18,200	27,300
PERFUMERY (not being PERFUMED SPIRITS)	Value	—	—	—	—	—	1,559	1,984	6,705	10,197
PROVISIONS AND GILMAN'S STORES— Gbl	Cwts.	222	315	541	791	668	24,422	27,270	44,330	63,445
SEEDS	Tons	5	14	4	7	5	24,065	30,240	3,865	24,134
TEXTILES— Cotton— Raw	..	4,822	7,798	3,714	6,913	2,756	74,10,670	98,75,345	35,07,875	66,26,755
Twist and yarn	Lbs.	8,200	12,000	10,400	3,200	9,140	3,800	16,000	9,000	1,800
Manufactures— Piece goods	yds.	109,045	103,650	397,940	601,192	1,45,890	1,01,092	91,025	2,87,463	3,70,007
Jute— Manufactures— gunny bags	No.	9,142,440	9,293,325	10,290,206	13,888,200	15,424,350	45,18,560	56,83,988	52,38,207	65,04,168
.. cloth	Yards	240,000	230,000	275,000	280,000	1,20,000	55,500	55,975	52,550	58,037
Rope and twine	Cwts.	5,250	2,331	10,573	7,168	3,882	1,64,439	73,985	2,55,238	1,47,122
Other sorts	Value	—	—	—	—	—	1,100
Total Jute manufac- tures (including twist and yarn)	..	—	—	—	—	—	47,39,599	58,18,948	55,45,995	67,09,327
Woolen manufactures	..	—	—	—	—	—	..	6,285	14,000	8,325
POSTAL ARTICLES	..	—	—	—	—	—	35,578	1,50,787	65,907	1,86,165
ALL OTHER ARTICLES OF MERCHANDISE	..	—	—	—	—	—	17,438	32,309	29,650	20,311
GRAND TOTAL	..	—	—	—	—	—	1,78,85,581	2,31,65,006	1,92,54,044	2,27,36,892

FOREIGN MERCHANDISE

ARTICLES	QUANTITY					VALUE				
	1924-25	1925-26	1926-27	1927-28	1928-29	1924-25	1925-26	1926-27	1927-28	1928-29
FURNITURE AND CABINET WARE	Value	—	—	—	—	8,500
POSTAL ARTICLES	..	—	—	—	—	1,842	120	1,328	7,010	1,256
ALL OTHER ARTICLES OF MER- CHANDISE	..	—	—	—	—	600	12,838	13,629	12,187	4,226
GRAND TOTAL	..	—	—	—	—	2,442	12,958	23,457	19,197	5,482
GRAND TOTAL OF INDIAN AND FOREIGN MER- CHANDISE	..	—	—	—	—	—	1,78,88,023	2,31,81,264	1,92,77,501	2,27,56,069

No. 13—continued
PHILIPPINE ISLANDS AND GUAM
IMPORTS THEREFROM

ARTICLES	QUANTITY					VALUE				
	1924-25	1925-26	1926-27	1927-28	1928-29	1924-25	1925-26	1926-27	1927-28	1928-29
CORDAGE AND ROPE OF VEGETABLE FIBRE (excluding JUTE AND COTTON) Cwts.	243	483	2,577	4,409	3,703	12,793	23,244	1,07,819	1,89,720	1,81,71
MACHINERY AND MILL WORK— Machinery not being Prime-movers or elec- trical machinery— Oil crushing and Re- fining machinery . . .	—	—	—	—	—	16,901	..	20,21
TEXTILES— Hemp, raw . . . Cwts.	21,068	29,870	24,735	31,924	23,222	7,48,480	9,58,059	7,81,213	8,74,887	5,80,36
Jute Manufactures— Gunny cloth. . . No.	..	764,100	65,700
TOBACCO— Manufactured— Cigars . . . Lbs.	12,032	16,202	12,020	20,061	17,248	74,046	61,339	48,937	87,461	74,781
Others . . . "	23	..	1,870	460	..	180	..	9,420	120	..
Total Tobacco . . . "	12,055	16,202	14,790	20,521	17,248	74,176	61,339	58,357	87,581	74,781
WOOD AND TIMBER . . Value	—	—	—	—	—	25,855	..	41	..	2
POSTAL ARTICLES NOT SPECIFIED . . . "	—	—	—	—	—	2
ALL OTHER ARTICLES OF MERCHANDISE . . . "	—	—	—	—	—	12,948	40,581	18,493	25,135	6,800
GRAND TOTAL . . . "	—	—	—	—	—	8,74,242	11,40,423	9,77,414	11,77,323	8,18,915

EXPORTS THERETO

INDIAN MERCHANDISE

ARTICLES	QUANTITY					VALUE				
	1924-25	1925-26	1926-27	1927-28	1928-29	1924-25	1925-26	1926-27	1927-28	1928-29
CANDLES OF ALL KINDS Lbs.	7,031	15,469	7,031	24,999	..	1,977	4,850	1,977	7,030	..
COAL AND COKE— Coal . . . Tons	..	7,168	24,462	45,970	82,208	..	81,536	2,15,382	3,70,538	6,82,585
FODDER, BEAN, AND FOLLARDS (exclud- ing OILCAKE) . . . Tons	79	60	60	60	45	12,876	9,000	10,200	11,400	7,800
LIME— Shell . . . Cwts.	465	1,200	675	355	1,315	92,243	1,70,156	54,742	52,391	1,81,178
METALS AND ORES— Pig iron . . . Tons	250	1,212	16,259	54,336
Other sorts . . . "	1	1	1	11	2	1,321	2,350	2,824	8,277	5,926
Total Metals and Ores Tons	251	1,213	1	11	2	17,580	57,186	2,824	8,277	5,926
OILS— Vegetable, non-essential— Linseed . . . Gals.	24,806	16,282	8,300	24,954	19,400	79,039	49,039	10,275	54,292	45,701
Other sorts . . . "	480	..	1,037	502	800	3,000	..	3,209	836	2,060
Total Vegetable, non- essential . . . "	25,286	16,282	9,337	25,456	20,200	79,039	49,039	22,484	55,128	47,761
PARAFFIN WAX . . . Tons	150	1,05,000
PROVISIONS AND OILMAN'S STORES . . . Value	—	—	—	—	—	5,639	9,852	4,705	3,620	5,847
TEXTILES— Cotton— Twist and yarn . . Lbs.	38,000	70,000	54,000	84,253	62,000	66,657	99,781	64,060	96,322	74,101
Manufactures— Piece goods . . . yds.	..	1,121	8,845	13,000	3,000	..	542	4,506	6,395	1,703

No. 13—continued

PHILIPPINE ISLANDS AND GUAM—continued

EXPORTS THERETO—continued

INDIAN MERCHANDISE—continued

ARTICLES	QUANTITY					VALUE				
	1924-25	1925-26	1926-27	1927-28	1928-29	1924-25	1925-26	1926-27	1927-28	1928-29
<i>Textiles—contd.</i>						R	R	R	R	R
Jute—										
Manufactures—										
Gunny bags . . . No.	2,881,200	3,783,200	4,849,000	4,563,000	5,225,500	9,70,944	13,83,201	14,06,071	14,06,300	15,04,428
" Cloth . . . Yards	6,860,000	7,909,000	6,224,000	12,347,000	10,327,000	16,80,000	21,59,357	13,47,617	23,85,184	25,05,567
Other kinds . . . Value	—	—	—	—	—	—	—	187	355	4,041
Total Jute Manufactures (including Twist and Yarn) . . . "	—	—	—	—	—	26,68,944	35,42,558	27,53,878	42,91,839	41,04,936
Woolen Manufactures . . . "	—	—	—	—	—	—	5,767	1,840	10,650	7,930
Toys and requisites for games and sports including fishing tackles (other than firearms) . . . Value	—	—	—	—	—	—	1,250	1,121	4,960	3,754
WOOD AND TIMBER—										
Teakwood . . . Cubic tons	—	—	125	—	—	—	—	34,375	—	—
ALL OTHER ARTICLES OF MERCHANDISE . . . Value	—	—	—	—	—	7,132	12,035	7,560	6,403	11,877
GRAND TOTAL . . . "	—	—	—	—	—	29,52,137	40,44,552	31,79,651	49,28,547	53,45,452

FOREIGN MERCHANDISE

ARTICLES	QUANTITY					VALUE				
	1924-25	1925-26	1926-27	1927-28	1928-29	1924-25	1925-26	1926-27	1927-28	1928-29
MACHINERY AND MILLWORK Value	—	—	—	—	—	—	290	13,290	4,350	200
WOLLEN MANUFACTURES . . . Gals,	—	—	—	—	36,980	2,867	1,500	1,120	16,353	7,086
VEHICLES (excluding Locomotives, etc., for railways) . . . "	—	—	—	—	—	2,50,000	—	—	—	1,200
ALL OTHER ARTICLES OF MERCHANDISE . . . "	—	—	—	—	—	4,932	—	1,770	8,932	6,302
GRAND TOTAL . . . "	—	—	—	—	—	2,57,799	1,790	16,180	24,635	15,688
GRAND TOTAL OF INDIAN AND FOREIGN MERCHANDISE . . . "	—	—	—	—	—	32,09,936	40,46,342	31,95,831	49,53,182	53,61,140

MACÃO

IMPORTS THEREFROM

ARTICLES	QUANTITY					VALUE				
	1924-25	1925-26	1926-27	1927-28	1928-29	1924-25	1925-26	1926-27	1927-28	1928-29
TOTAL VALUE	—	—	—	—	—	—	—	—	—	110

EXPORTS THERETO

INDIAN MERCHANDISE

ARTICLES	QUANTITY					VALUE				
	1924-25	1925-26	1926-27	1927-28	1928-29	1924-25	1925-26	1926-27	1927-28	1928-29
TOTAL VALUE	—	—	—	—	—	175	—	—	5,550	—

FOREIGN MERCHANDISE

Nil.

No. 13—continued
FORMOSA
IMPORTS THEREFROM

ARTICLES	QUANTITY					VALUE				
	1924-25	1925-26	1926-27	1927-28	1928-29	1924-25	1925-26	1926-27	1927-28	1928-29
TOTAL VALUE	—	—	—	—	—	..	877	4,085	178	..

EXPORTS THERETO

INDIAN MERCHANDISE

ARTICLES	QUANTITY					VALUE				
	1924-25	1925-26	1926-27	1927-28	1928-29	1924-25	1925-26	1926-27	1927-28	1928-29
GRAIN, PULSES AND FLOUR— Rice, not in the husk . Tons	..	16,815	31,089	16,462	38,907	..	25,65,582	49,92,441	25,00,826	52,01,251
LEATHER— HIDES, TANNED OR DRESSED { No.	..	3	6,300
TEXTILES— Jute, raw Tons	1,052	402	90	1,316	723	4,02,382	2,21,830	41,000	3,74,002	2,17,514
“ gunny bags . . . No.	878,200	2,116,400	2,932,200	3,552,000	2,078,000	6,38,260	15,85,772	16,94,168	18,88,480	15,87,996
“ gunny cloth . . yards	50,000	11,000
ALL OTHER ARTICLES OF MERCHANDISE . . . Value	—	—	—	—	—	0,356	250	1,986
GRAND TOTAL . . .	—	—	—	—	—	10,46,998	43,79,734	67,27,609	47,59,208	70,19,746

FOREIGN MERCHANDISE

ARTICLES	QUANTITY					VALUE				
	1924-25	1925-26	1926-27	1927-28	1928-29	1924-25	1925-26	1926-27	1927-28	1928-29
TOTAL VALUE	—	—	—	—	—	270	..
GRAND TOTAL OF INDIAN AND FOREIGN MER- CHANDISE . . . Value	—	—	—	—	—	10,46,998	43,79,734	67,27,609	47,59,478	70,19,746

HONGKONG
IMPORTS THEREFROM

ARTICLES	QUANTITY					VALUE				
	1924-25	1925-26	1926-27	1927-28	1928-29	1924-25	1925-26	1926-27	1927-28	1928-29
APPAREL (excluding HOSIERY AND BOOTS AND SHOES)— Apparel (including dra- perry, uniforms, ac- cessories) Value	—	—	—	—	—	79,645	80,934	46,178	77,068	22,806
Hats, caps, bonnets, and hatters' ware	—	—	—	—	—	28,907	36,275	16,056	19,669	19,607
Others	—	—	—	—	—	408	1,515	50	..	336
Total Apparel . . .	—	—	—	—	—	1,08,958	1,18,724	62,279	96,737	42,748
BEARING FOR MACHINERY. .	—	—	—	—	—	20,631	28,559	9,009	962	..
BOOKS, PRINTED & PRINTED MATTER, (not being STA- TIONERY) INCLUDING MAPS AND CHARTS Cwts.	31	61	92	132	59	4,917	6,106	7,692	14,519	6,682
BRUSHES AND BROOMS . . .	17,369	18,982	12,972	25,089	7,229	13,374	12,184	6,902	19,181	10,820
BUILDING AND EN- GINEERING MATERIALS, other than OF IRON, STEEL, OR WOOD— Asphalt	200	17,070	..
Cement Tons	..	26	2,503	242	1,162	1,29,097	13,796	24
Other kinds Value	—	—	—	—	—	6,517	2,569	167	314	520
Total Building, and Engi- neering materials, etc. .	—	—	—	—	—	6,517	2,731	1,29,264	31,180	544
CANES AND BATTANS . . . Cwts.	56	89	183	219	217	3,695	6,453	11,545	12,923	18,596
CHEMICALS AND CHEMICAL PREPARATIONS (excluding CHEMICAL MANURES AND MEDICINES)— Arsenic and its oxides . .	836	722	1,201	768	690	69,013	52,844	97,808	50,182	50,260
Other sorts Value	—	—	—	—	—	18,330	1,848	10,412	6,031	23,804
Total Chemicals, and Che- mical preparations, etc. .	—	—	—	—	—	87,343	54,692	1,08,220	56,213	74,064

No. 13—continued
HONGKONG—continued
IMPORTS THEREFROM—continued

ARTICLES	QUANTITY					VALUE				
	1924-25	1925-26	1926-27	1927-28	1928-29	1924-25	1925-26	1926-27	1927-28	1928-29
CHINESE AND JAPANESE WARE . . . Value	—	—	—	—	—	R 7,055	R 3,762	R 4,990	R 5,367	R 11,451
COFFEE other than ROASTED OR GROUND. . Cwts.	324	10,744
CORDAGE AND ROPE OF VEGETABLE FIBRE (excluding JUTE AND COTTON) . . Cwts.	4,684	6,191	3,104	1,573	2,363	2,24,902	3,18,009	1,46,431	77,554	1,04,886
DRUGS AND MEDICINES (excluding CHEMICALS AND NARCOTICS)—										
Camphor . . . Lbs.	42,904	18,837	18,810	6,473	..	86,246	36,450	32,753	11,773	..
Proprietary and patent medicines . . Value	—	—	—	—	—	5,737	312	10,358	25,405	22,209
Other sorts of drugs and medicines . . "	—	—	—	—	—	2,62,032	1,90,565	2,10,278	2,66,303	1,15,217
Total Drugs and Medicines ..	—	—	—	—	—	3,56,009	2,27,327	2,53,384	3,03,571	1,37,426
DYEING AND TANNING SUBSTANCES . . "	—	—	—	—	—	1,12,630	13,159	18	15,000	3,364
EARTHENWARE AND PORCELAIN—										
Earthenware . . "	—	—	—	—	—	97,701	55,779	72,399	83,975	62,759
Porcelain . . . "	—	—	—	—	—	1,297	5,145	2,283	25,509	2,056
Total Earthenware and Porcelain, etc. . . "	—	—	—	—	—	99,998	60,925	74,672	1,09,568	64,815
FIREWORKS . . . Lbs.	2,439,023	2,185,585	2,074,157	2,014,786	2,582,766	6,14,202	6,62,113	9,55,868	7,52,517	5,00,852
FISH (excluding CANNED FISH)—										
Fish, dry, unsalted Cwts.	690	1,008	614	871	745	65,648	82,472	41,125	46,816	33,868
„ other sorts . . "	296	311	277	340	322	12,008	5,496	10,631	6,168	4,521
Total Fish . . "	986	1,319	891	1,211	1,067	77,656	90,968	51,756	52,984	38,389
FRUITS AND VEGETABLES—										
Fresh fruits and vegetables . . Value	—	—	—	—	—	13,178	6,498	9,467	16,718	15,406
Fruits and vegetables: dried, salted, or preserved not being canned or bottled Tons	366	299	397	419	345	2,09,445	1,64,018	2,01,162	2,59,568	1,85,516
FURNITURE AND CABINETWARE . Value	—	—	—	—	—	11,923	5,736	4,180	8,329	3,070
GLASS AND GLASSWARE—										
Bangles . . . "	—	—	—	—	—	18,664	5,930	11,880	22,346	40,321
Other glassware . . "	—	—	—	—	—	8,546	3,194	5,909	11,278	4,867
Total Glass and Glassware . . "	—	—	—	—	—	27,210	9,124	17,489	33,624	45,188
GLUE . . . Cwts.	426	213	346	208	182	19,031	8,984	15,946	10,867	9,299
GRAIN, PULSE, AND FLOUR—										
Beans . . . Tons	238	214	185	308	387	45,592	44,793	38,293	66,070	73,479
Pulse . . . "	..	36	348	78	167	..	6,540	77,694	21,328	35,869
Other sorts . . . "	7	..	73	12	212	1,747	208	15,945	2,641	49,726

HONGKONG—continued

IMPORTS THEREFROM—continued

ARTICLES	QUANTITY					VALUE				
	1924-25	1925-26	1926-27	1927-28	1928-29	1924-25	1925-26	1926-27	1927-28	1928-29
						£	£	£	£	£
GUMS AND RESINS . Cwts.	989	60	105	27	18	13,528	1,409	2,224	304	304
HARDWARE, excluding CUTLERY AND ELECTRO-PLATED WARE . . Value	—	—	—	—	—	34,600	25,174	9,345	15,723	25,056
INSTRUMENTS, APPARATUS, APPLIANCES AND PARTS THEREOF	—	—	—	—	—	12,133	11,133	7,162	8,693	31,916
IVORY—										
Unmanufactured . . Lbs.	4,900	1,672	49,125	11,610
Manufactured . . Value	—	—	—	—	—	3,342	2,382	1,778	2,333	2,357
JEWELLERY, ALSO PLATE OF GOLD AND SILVER . . .	—	—	—	—	—	8,337	17,121	12,375	17,004	24,921
LAC—										
Stick and seed . . Cwts.	619	..	840	544	..	51,540	..	26,600	58,440	..
LIQUORS (including DENATURED AND PERFUMED SPIRITS—										
Spirit present in drugs, medicines, or chemicals Gal.	359	1,302	159	957	1,304	35,650	16,222	13,859	54,875	39,226
Other sorts of spirit . . .	7,059	7,122	7,140	3,985	3,712	41,180	48,342	56,478	30,981	29,347
Total spirits	7,418	8,424	7,299	4,942	5,106	77,030	64,564	70,337	85,856	68,573
Other sorts of liquor . . .	1,718	299	2	1,645	173	7,100	1,500	10	6,541	1,737
Total Liquors	9,136	8,723	7,301	6,587	5,279	84,130	66,064	70,347	91,397	70,310
MACHINERY AND MILLWORK	—	—	—	—	—	198	1,500	320	358	18,413
MATCHES Gross of Boxes	25,000	30,500
MATS AND MATTING, except COIR AND RUBBER . . Sq. Yards	78,086	144,577	107,776	157,381	174,587	28,582	62,999	45,298	60,665	66,684
METALS AND ORES—										
Copper, Bronze, and similar alloys and manufactures thereof . Cwts.	2,223	4,475	3,544	5,431	1,889	74,665	1,58,465	1,27,184	1,73,089	67,145
Quicksilver . . . Lbs.	8,338	8	..	329	40	19,630	399	..	1,078	204
Other metals . . Tons	2	12	19	11	12	5,497	8,362	14,699	7,124	5,210
Total Metals (excluding Ores) . .	117	236	198	283	106	99,842	1,67,226	1,41,883	1,81,291	72,559
OILS—										
Essential . . . Gal.	8,588	7,187	2,520	1,565	1,873	41,709	58,144	51,627	26,142	24,897
Vegetable	8,335	4,997	6,174	11,300	7,485	36,486	21,807	25,813	35,588	21,899
Other sorts	40	9	59	184	14	158
Total Oils	11,923	12,184	8,734	12,874	9,417	78,145	79,951	77,624	61,744	46,954
PAINTS AND PAINTERS' MATERIALS—										
Paints and Colours . Cwts.	1,025	743	678	352	645	2,53,289	2,09,455	1,65,570	1,20,046	1,09,782
Painters' materials . Value	—	—	—	—	—	5,942	6,772	12,870	5,036	5,672
Total Paints and Painters' materials	—	—	—	—	—	2,59,231	2,16,227	1,78,440	1,25,082	1,15,454

No. 13—continued
HONGKONG—continued
IMPORTS THEREFROM—continued

ARTICLES	QUANTITY					VALUE				
	1924-25	1925-26	1926-27	1927-28	1928-29	1924-25	1925-26	1926-27	1927-28	1928-29
PAPER AND PASTEBOARD—										
Paper—										
Packing paper . . . Cwts.	700	1,119	384	421	508	12,735	20,888	6,381	8,482	15,420
Writing paper and envelopes . . . "	168	118	93	30	40	10,949	6,785	5,112	1,522	2,043
Other kinds of paper . . . "	1,760	1,448	1,131	1,356	1,340	1,00,683	79,288	70,835	77,546	75,853
Paper manufactures . . . "	562	450	688	468	848	18,595	12,663	20,508	14,830	34,104
Total paper . . . "	3,190	3,141	2,296	2,285	2,826	1,42,962	1,19,624	1,02,836	1,02,380	1,25,420
Pasteboard, millboard, and cardboard of all kinds . . . "	1	4	—	—	4	90	164	—	—	405
Total Paper and Pasteboard . . . "	3,200	3,145	2,296	2,285	2,830	1,43,052	1,19,789	1,02,836	1,02,380	1,25,825
PERFUMERY, not being PERFUMED SPIRITS . Value	—	—	—	—	—	46,124	49,733	60,455	50,077	50,221
PROVISIONS AND OILMAN'S STORES (including FISH, AND FRUITS AND VEGETABLES, CANNED OR BOTTLED)—										
Bacon and hams . . . Cwts.	177	165	189	192	157	16,081	15,260	17,599	16,038	13,332
Canned and bottled provisions—										
Canned or bottled fruits . . . "	2,264	2,474	2,327	2,600	2,169	90,483	95,412	90,416	1,06,174	88,566
Tinned or canned fish . . . "	773	427	254	410	364	35,651	22,280	12,136	20,530	13,246
Other kinds . . . "	1,321	568	1,008	2,529	1,996	55,825	25,494	84,041	90,623	71,188
Farinaceous and patent foods . . . "	14,349	19,592	17,614	34,541	24,478	5,00,698	6,81,249	5,20,666	10,83,021	7,32,954
Isinglass . . . "	41	13	18	21	77	8,478	2,726	3,548	4,176	18,119
Lard . . . "	851	1,121	1,273	1,829	1,130	34,442	45,663	55,992	73,181	44,187
Pickles, chutnies, sauces, and condiments . . . "	181	247	196	206	222	9,975	14,191	9,173	10,906	15,486
Other sorts of provisions . Value	—	—	—	—	—	2,25,768	2,58,623	3,76,417	3,52,374	1,96,063
Total Provisions and Oilman's stores, etc. . . "	—	—	—	—	—	9,77,399	11,10,798	11,60,958	17,51,028	11,07,141
SHEDS . Tons	20	28	11	15	22	9,912	12,827	6,097	8,564	11,743
Smoker's requisites (excluding tobacco) . Value	—	—	—	—	—	7,716	5,117	4,210	4,553	12,775
SPICES—										
Belelnuts . . . Cwts.	1,134	399	1,002	—	485	15,894	6,392	16,416	—	4,347
Cassia . . . "	28,094	14,542	9,007	5,823	13,362	5,84,242	2,80,716	1,96,870	1,16,942	2,30,408
Ginger . . . "	897	747	80	2	253	29,587	27,953	1,012	57	7,897
Other sorts . . . "	614	72	184	236	580	15,455	6,568	10,273	10,096	16,098
Total Spices . . . "	30,729	15,760	10,293	6,068	14,680	6,45,178	3,21,624	2,23,571	1,27,995	2,59,250
STATIONERY (excluding PAPER) . Value	—	—	—	—	—	7,025	7,773	11,081	13,107	13,237
SUGAR—										
Sugar, 16 Dutch standard and above . Tons	2,526	2,177	2,010	3,089	2,072	10,15,005	6,82,463	6,99,750	7,22,143	5,08,341
Other sorts . . . "	—	—	45	—	—	—	—	9,000	—	—
Total Sugar . . . "	2,526	2,177	2,054	3,089	2,072	10,15,005	6,82,463	7,08,750	7,22,143	5,08,341
TEA—										
Black . . . Lbs.	129,078	69,732	73,967	65,618	74,301	98,327	64,138	56,049	49,581	54,746
Green . . . "	2,430	2,650	7,259	1,228	4,343	2,470	2,222	4,875	1,476	5,049
Total Tea . . . "	131,508	72,382	81,226	66,846	78,644	1,00,797	66,360	60,924	51,056	59,795

No. 13—continued
 HONGKONG—continued
 IMPORTS THEREFROM—concluded

ARTICLES	QUANTITY					VALUE				
	1924-25	1925-26	1926-27	1927-28	1928-29	1924-25	1925-26	1926-27	1927-28	1928-29
	Rs	Rs	Rs	Rs	Rs	Rs	Rs	Rs	Rs	Rs
TEXTILES—										
Cotton—										
Manufactures—										
Twist and yarn . Mbs.	1,000	--	14,600	421,600	23,200	2,227	--	20,059	5,13,123	26,004
Hosiery—										
Stockings and socks Dozen pairs	3,62,023	469,576	456,111	495,600	4,06,441	8,60,619	9,40,688	7,03,313	8,68,028	6,40,450
Underwear (a) Dozen	--	4,074	3,833	3,157	2,671	28,097	46,584	26,052	33,484	37,579
Other sorts Value	--	--	--	--	--	10,943	370	14,808	8,855	10
Total Hosiery	--	--	--	--	--	3,99,659	9,87,642	8,44,173	9,11,367	6,87,030
Piece goods—										
Grey (unbleached). Yards	116,206	22,220	1,300	112,800	28,525	39,230	9,706	315	25,901	9,600
White (bleached)	9,111	10,859	19,420	10,519	2,584	9,127	7,270	10,303	5,630	1,475
Coloured, printed, or dyed	57,634	73,840	115,420	315,428	95,600	30,815	41,119	68,617	1,35,005	42,167
Forks of all descriptions	--	120	--	7,240	1,600	--	40	--	2,350	2,078
Total Piece goods	182,951	107,039	136,140	445,967	128,309	79,181	58,135	79,235	1,08,055	55,320
Other manufactures Value	--	--	--	--	--	6,200	7,514	8,818	3,262	356
Total Cotton goods (including Twist and yarn)	--	--	--	--	--	9,87,276	10,53,291	9,52,285	15,06,007	7,69,619
Haberdershery and millinery—										
Hemp—										
Raw Cwts.	48	188	876	--	5,616	1,457	6,453	25,913	--	1,36,650
Manufactures Value	--	--	--	--	--	10,666	20	67	489	396
Silk—										
Raw Lbs.	234,154	83,620	78,585	298,631	161,811	18,60,528	4,65,668	4,82,284	17,24,562	8,70,964
Manufactures—										
Yarns, noils and warps	8,406	103	3,177	--	1,352	47,150	656	17,025	--	3,974
Goods of silk mixed with other materials . Yards	16,648	22,653	20,170	43,829	14,949	37,008	30,722	24,264	54,806	13,227
Piece goods	675,046	600,049	628,040	1,211,664	697,030	11,18,036	8,26,939	8,09,512	13,14,481	7,20,195
Other sorts Lbs.	211	3,678	1,235	1,095	566	6,358	13,603	9,289	10,101	6,477
Total Silk manufactures (including silk yarn, etc.) Value	--	--	--	--	--	12,08,552	8,71,022	8,60,090	13,79,388	7,43,873
Wool—										
Manufactures—										
Blankets Lbs.	4,882	6,754	2,900	2,912	2,271	16,301	20,857	8,502	9,079	7,827
Hosiery	229	500	3,908	4,445	10,968	1,263	2,160	14,462	20,592	36,355
Piece goods Yards	328	4,257	347	1,642	1,504	1,503	19,962	1,102	4,799	4,015
Other sorts Value	--	--	--	--	--	3,061	551	124	10,482	41,362
Total Woolen manufactures (including yarn and knitting wool)	--	--	--	--	--	22,128	43,530	24,190	44,942	87,959
Artificial Silk	--	--	--	--	--	1,256	11,211	10,873	26,277	43,847
TOBACCO Lbs.	3,474	5,640	3,383	1,544	2,747	14,224	18,446	13,750	7,415	8,444
TOILET REQUISITES (NOT SPECIFIED ELSEWHERE) Value	--	--	--	--	--	88,045	59,825	78,060	81,054	92,949
TOYS AND REQUISITES FOR GAMES AND SPORTS including fishing tackle	--	--	--	--	--	32,869	7,260	6,739	18,867	6,392
WOOD AND TIMBER—										
Deal and Pine wood Cub.Tons	173	747	--	--	--	19,271	76,790	--	--	--
Other kinds of wood and timber Value	--	--	--	--	--	97,057	69,883	3,365	3,298	4,875
Total Wood and Timber	--	--	--	--	--	1,16,328	1,46,673	3,365	3,298	4,875
POSTAL ARTICLES NOT SPECIFIED	--	--	--	--	--	10,86,476	7,67,120	13,32,050	11,65,608	7,25,284
ALL OTHER ARTICLES OF MERCHANDISE	--	--	--	--	--	1,13,231	60,993	78,205	1,14,738	50,715
GRAND TOTAL	--	--	--	--	--	1,13,40,057	84,39,984	90,21,157	1,15,80,774	78,33,002

(a) Quantity recorded from 1925-26.

No. 13—continued
HONGKONG—continued
EXPORTS THERE TO

INDIAN MERCHANDISE

ARTICLES	QUANTITY					VALUE				
	1921-25	1925-26	1926-27	1927-28	1928-29	1921-25	1925-26	1926-27	1927-28	1928-29
ANIMALS, LIVING . . . No.	2,367	446	8,772	40,691	20,461	18,880	330	3,954	9,560	4,314
APPAREL (including DRA- PERY, UNIFORMS, AC- COUTREMENTS, BUT ex- cluding HOSIERY AND BOOTS AND SHOES) . . . Value	—	—	—	—	—	18,505	22,307	10,769	20,218	21,535
CANDLES OF ALL KINDS . Lbs.	338,133	288,145	28,260	55,699	14,836	95,099	75,418	7,948	15,681	4,172
CHEMICALS AND CHEMICAL PREPARATIONS (excluding CHEMICAL MANURES AND MEDICINES)— Potassium Compounds— Saltpetre . . . Cwts.	34,001	25,725	2,588	7,61,547	5,60,670	1,01,270
Soda Compounds— Borax . . . "	2,641	1,380	872	263	527	68,951	29,470	21,404	6,570	10,164
Other sorts of chemicals Value	—	—	—	—	—	16,000	650	8,000	125	..
Total Chemicals, etc. . . "	—	—	—	—	—	8,46,408	5,90,600	1,30,764	6,695	10,164
COAL AND COKE . . . Tons	2,085	26,136	130,150	21,892	3,88,341	14,18,780
CORDAGE AND ROPE OF VEGETABLE FIBRE (ex- cluding JUTE AND COTTON) . . . Cwts.	2,116	864	974	1,208	965	49,357	22,917	22,601	26,220	23,301
DRUGS AND MEDICINES (excluding CHEMICALS AND NARCOTICS) . . . Value	—	—	—	—	—	10,62,056	18,97,714	16,12,656	11,71,128	18,25,411
DYEING AND TANNING SUBSTANCES— Cutch and Gambier . . . Cwts.	..	253	263	101	606	..	7,864	8,223	2,599	15,775
Myrobalans . . . "	7,642	2,937	1,676	1,457	1,220	41,648	19,928	10,040	8,986	6,574
Safflower . . . "	458	1,000	1,895	55	11	21,806	55,840	44,733	1,295	235
Other sorts . . . "	2,495	25	1,729	3,275	397	22,310	560	18,740	32,016	5,403
Total Dyeing and Tanning Substances . . . "	10,590	4,224	5,063	4,888	2,234	85,764	83,692	81,786	44,000	27,937
FEATHERS . . . Lbs.	28,586	37,620	31,730	40,101	74,412	18,433	10,703	7,775	11,910	13,410
FISH (excluding CANNED FISH)— Fish, dry, unsalted . Cwts.	230	21	19	1,073	2,072	8,245	1,030	770	61,515	1,17,705
Fishmaws and sharkfins . . "	6,016	5,355	4,308	5,020	4,536	11,23,065	8,93,299	7,39,595	8,27,460	6,98,141
FODDER, BRAN, AND POL- LAIDS (excluding OIL- CAKE) . . . Tons	10,628	181	39	203	161	3,68,469	8,322	5,258	12,520	12,040
FRUITS AND VEGETABLES— Fresh fruits and vege- tables . . . Value	—	—	—	—	—	12,858	486	8,140	39,675	1,26,020
Fruits and vegetables: dried, salted, or pro- cessed, all sorts . Tons	259	191	133	129	217	1,73,258	1,32,787	1,11,157	86,585	1,44,205
FURNITURE AND CABI- NETWARE . . . Value	—	—	—	—	—	1,700	5,560	50	687	235
GRAIN, PULSE, AND FLOUR— Barley . . . Tons	234	93	186	15	74	25,503	14,787	35,700	3,075	11,002
Oats . . . "	67	34	151	..	62	6,697	4,950	29,500	..	9,990
Pulse— Beans . . . "	380	20	298	77	651	34,237	2,184	27,139	10,307	65,697
Gram . . . "	59	62	22	48	59	7,859	8,960	4,847	8,160	11,712
Other sorts . . . "	396	514	68	216	383	40,621	62,329	15,682	26,131	39,637
Total of pulse . . . "	835	596	388	341	1,013	82,717	73,978	47,168	44,618	1,17,046
Bice, not in the husk . . "	31,626	32,096	6,863	4,600	8,284	34,78,544	42,73,146	8,74,277	7,12,460	10,53,443
Wheat . . . "	607	751	784	376	308	90,479	1,43,483	1,69,637	74,719	65,684
Wheat flour . . . "	32	8	177	29	3	8,119	2,312	40,937	7,248	1,452
Other sorts . . . "	33	37	11	1	..	3,870	4,900	2,065	220	40
Total Grain, Pulse, and Flour . . . "	33,484	33,615	8,560	5,422	9,774	36,95,829	46,17,551	11,99,284	8,42,340	12,59,657
GUMS AND RESINS . . . Cwts.	347	1,463	1,146	607	1,253	10,774	18,376	18,556	12,670	22,634
HARDWARE AND CUTLERY, including PLATED WARE . . . Value	—	—	—	—	—	609	4,619	5,632	4,690	1,680
Hides and Skins, raw . . . } =No. }	..	5	35	7,550	1,008	24	900
Cuttings of hides and skins (raw) . . . Tons	11	33	34	18	37	2,026	7,690	7,030	3,320	7,230

INDIAN MERCHANDISE—continued

ARTICLES	QUANTITY					VALUE				
	1924-25	1925-26	1926-27	1927-28	1928-29	1924-25	1925-26	1926-27	1927-28	1928-29
INSTRUMENTS, APPARATUS AND APPLIANCES, AND PARTS THEREOF . . . Value	—	—	—	—	—	7,460	744	372
JADESTONES . . . Cwts.	2,712	934	1,596	1,788	2,168	7,01,750	1,43,276	3,14,300	2,53,050	4,09,000
LAC—Shell . . . "	1,057	667	1,055	704	1,204	2,04,526	94,663	1,06,899	1,10,182	1,40,127
LEATHERS—Hides and skins, tanned or dressed . . . Tons	378	301	352	103	125	9,50,073	5,53,080	7,11,000	2,58,300	2,88,024
Unwrought . . . Cwts.	83,891	48,300	59,260	25,430	20,232					
MANUFACTURES (excluding boots and shoes) . . . Value	—	—	—	—	—	..	992	1,661	10,734	23,025
Machinery and mill work . . . "	—	—	—	—	—	4,610	234	13,789
MANURES—Bones . . . Tons	33	14	38	223	128	11,372	1,373	4,623	23,402	11,325
Other kinds . . . "	1	2	35	90	300	7,440
Total Manures . . . "	34	14	38	225	163	11,462	1,373	4,623	23,702	19,265
METALS AND ORES—Iron or Steel . . . "	1,102	599	400	650	1,106	97,659	56,125	18,046	29,250	40,871
Lead, pig . . . Cwts.	15,608	11,796	14,398	39,221	24,886	3,47,212	2,73,893	3,16,673	6,71,840	3,71,201
Others . . . Tons	1	..	1	1	3	1,645	70	1,665	2,495	4,647
Total Metals and Ores . . . "	1,668	1,189	1,121	2,012	2,368	4,46,516	3,30,088	3,36,384	7,03,585	4,25,710
OILS—Essential—Palma rosa oil . . . Gals.	208	..	200	571	211	24,400	..	7,250	6,700	12,850
Sandalwood oil . . . "	7	31	118	236	..	1,500	3,000	10,880	32,722	..
Other sorts . . . "	200	1,500
Total Essential . . . "	215	31	518	807	211	25,900	3,000	19,630	39,422	12,850
Vegetable, non-essential—Groundnuts . . . "	18,689	33,989
Linseed . . . "	7,035	7,980	1,250	6,971	..	20,873	24,067	2,612	15,489	..
Other sorts . . . "	864	1,294	1,193	724	1,107	2,475	3,721	3,790	2,370	3,329
Total Oils . . . "	8,112	9,305	2,923	8,502	20,007	49,253	30,788	26,232	57,341	50,163
OILCAKES . . . Tons	50	..	51	45	20	10,000	..	732	6,615	4,095
PARAFFIN WAX . . . "	1,150	1,175	330	300	75	5,87,389	3,22,544	2,66,000	2,10,000	23,977
PRECIOUS STONES AND PEARLS, UNSET . . . Value	—	—	—	—	—	1,000	500	1,500	4,675	850
PROVISIONS AND OILMAN'S STORES—Butter . . . Cwts.	148	9	21,045	50	1,000
Ghl . . . "	2,266	2,233	1,974	1,460	1,327	2,47,524	2,42,135	2,16,318	1,47,932	1,31,632
Pickles, chutnies, and condiments . . . "	407	425	394	532	476	22,377	22,283	21,295	25,834	21,756
Other sorts of provisions Value	—	—	—	—	—	21,414	10,996	13,735	31,792	16,030
Total Provisions and Oilman's stores . . . "	—	—	—	—	—	3,12,360	2,75,419	2,51,348	2,05,608	1,70,618
SEEDS—Oil-seeds—Essential—Aniseed . . . Tons	74	25	19	20,124	7,045	5,598	72	177
Fennel . . . "	15	24	31	15	2	4,488	5,716	3,216	3,820	605
Other sorts . . . "	12	2	4	4	5	2,520	2,361	2,351	4,517	3,752
Total Seeds, Essential . . . "	101	51	54	19	7	27,132	15,122	16,664	8,409	4,534
Non-essential—Groundnuts . . . "	40	45	31	..	1,573	7,533	9,009	4,200	..	3,25,232
Other sorts . . . "	13	9	6	4	26	4,071	2,535	1,996	1,023	3,148
Total Non-essential . . . "	53	54	37	4	1,601	11,604	11,594	6,196	1,023	3,33,380
Other than oil-seeds . . . "	..	1	..	25	5	15	150	..	6,729	3,000
Total Seeds . . . "	154	106	91	48	1,613	38,801	26,866	22,860	16,162	3,40,914

No. 13—continued
HONGKONG—continued
EXPORTS THERE TO—continued

INDIAN MERCHANDISE—concluded

ARTICLES	QUANTITY					VALUE				
	1924-25	1925-26	1926-27	1927-28	1928-29	1924-25	1925-26	1926-27	1927-28	1928-29
SPICES Cwts.	122	68	318	149	104	£	£	£	£	£
SUGAR "	71	2,235	2,955	9,008	5,820	3,002
TEA, BLACK Lbs.	5,680	25,540	2,618	47,101	..	15,753	100
TEXTILES—						5,040	26,275	2,816	20,938	..
Cotton—										
Raw Tons	72	1,310	136	1,12,000	19,09,203	86,764
Twist and yarn Lbs.	14,283,010	9,534,904	16,665,230	630,300	1,886,508	1,36,05,870	82,14,222	1,02,49,317	4,35,750	12,93,307
Manufactures—										
Piece goods Yards	1,640	400	840	7,337	8,220	1,230	225	460	2,880	3,051
Other sorts of manufactures Value	—	—	—	—	—	7,735	3,084	4,666	2,240	3,682
Total Cotton manufactures (including twist and yarn) "	—	—	—	—	—	1,37,04,885	82,17,531	1,02,54,433	4,41,870	13,00,040
Haberdashery and Millinery "	—	—	—	—	—	10,488	1,620	2,480	107	750
Jute—										
Raw Tons	492	1,73,200
Manufactures—										
Gunny bags No.	7,934,475	5,574,900	16,267,400	23,987,200	22,824,000	45,86,833	36,60,875	86,11,878	1,20,97,704	1,11,80,330
" cloth Yards	5,037,000	5,717,500	5,187,000	2,565,400	5,335,200	14,01,580	17,49,660	13,82,005	6,55,430	15,01,402
Rope and twine Cwts.	1,811	2,537	2,544	2,559	7,095	66,316	77,912	66,012	78,310	1,44,820
Total Jute manufactures (including twist and yarn) "	—	—	—	—	—	60,53,738	54,83,447	1,00,60,880	1,28,26,634	1,23,86,652
Wool—										
Manufactures—										
Carpets and rugs Lbs.	547	2,550	1,530	1,247	90	1,036	12,724	3,650	1,882	135
Other sorts Value	—	—	—	—	—	23,985	400	200	3,011	1,250
Total Woollen manufactures "	—	—	—	—	—	24,971	13,124	3,850	4,893	1,385
TOBACCO—										
Unmanufactured Lbs.	5,457,116	6,027,313	2,622,239	2,163,604	2,168,144	9,13,715	9,51,067	4,04,831	2,95,621	3,49,947
Manufactured "	2,900	410	579	157	41	1,990	800	1,076	340	97
Total Tobacco "	5,460,016	6,027,723	2,622,818	2,159,661	2,168,185	9,15,705	9,51,867	4,06,007	2,95,961	3,50,044
WAX OF ALL KINDS, other than PARAFFIN WAX (excluding CANDLES) Cwts.	375	905	88	171	34	31,427	53,506	3,214	18,475	3,980
WOOD AND TIMBER—										
Teak Cubic tons	46	..	45	11	4	5,328	75	7,959	2,579	576
Sandal Tons	6	5	23	56	39	10,290	9,572	40,146	88,297	57,620
Other kinds of wood and timber Value	—	—	—	—	—	2,245	..	14,542	4,113	1,270
POSTAL ARTICLES "	—	—	—	—	—	15,91,014	17,59,246	23,78,892	15,49,998	15,99,563
ALL OTHER ARTICLES OF MERCHANDISE "	—	—	—	—	—	62,979	14,295	41,806	43,127	52,856
GRAND TOTAL "	—	—	—	—	—	3,35,54,268	2,85,29,681	2,93,78,686	2,07,49,278	2,40,73,114

FOREIGN MERCHANDISE

ARTICLES	QUANTITY					VALUE				
	1924-25	1925-26	1926-27	1927-28	1928-29	1924-25	1925-26	1926-27	1927-28	1928-29
APPAREL (including DRESSERY, UNIFORMS, ACCOUTREMENTS, BUT excluding HOSIERY AND BOOTS AND SHOES) Value	—	—	—	—	—	£	£	£	£	£
	—	—	—	—	—	22,820	23,705	31,933	21,063	21,095
DRUGS AND MEDICINES (excluding CHEMICALS AND NARCOTICS)—										
Asafetida Cwts.	123	49	87	62	..	5,530	3,293	3,950	3,420	..
Other sorts Value	—	—	—	—	..	2,730	715	1,890	2,594	3,400
Total Drugs, etc. "	—	—	—	—	..	8,410	4,013	5,840	6,014	3,400
DYEING AND TANNING SUBSTANCES—										
Saffron Lbs.	445	496	436	1,145	1,052	14,180	33,717	15,585	82,124	40,718
Other sorts Cwts.	296	167	20	13,614	6,766
Total Dyeing, etc. Value	—	—	—	—	..	14,180	33,717	15,605	95,738	47,484

No. 13—continued
HONGKONG—concluded
EXPORTS THEREOF—concluded

FOREIGN MERCHANDISE—continued

ARTICLES	QUANTITY					VALUE				
	1924-25	1925-26	1926-27	1927-28	1928-29	1924-25	1925-26	1926-27	1927-28	1928-29
FISH (excluding CANNED FISH)—						£	£	£	1927-28	£
Fish, dry, salted and un-salted . . . Cwts.	268	43,837	..
Fishmaws and sharkfins ..	2,761	2,887	2,887	2,289	2,642	5,86,615	5,27,225	4,22,075	3,20,647	3,97,902
FRUITS AND VEGETABLES—										
Fruits and vegetables: dried, salted, or preserved . . . Tons	327	380	312	683	179	1,08,651	1,88,975	1,74,437	4,48,273	1,34,954
GLASS AND GLASSWARE . Value	—	—	—	—	—	..	4,805	3,450	3,924	225
GUMS AND RESINS—										
Arabic . . . Cwts.	1,754	662	963	1,045	714	31,113	9,938	18,076	22,144	18,387
Olibanum or frankincense ..	1,170	1,565	3,947	1,182	3,594	24,660	29,170	88,895	41,044	1,09,377
Other sorts . . . "	..	858	1,558	2,354	5,802	..	14,560	26,682	70,607	1,62,584
Total Gums and Resins ..	2,924	3,085	6,468	4,581	10,110	55,779	58,668	1,33,638	1,33,795	2,90,323
HORNS, TIPS, AND PIECES OF HORN (a) . . "	26	61	1	4	2	31,222	33,075	860	4,020	580
IVORY, UNMANUFACTURED .Lbs.	23,902	18,914	14,968	6,664	8,428	1,51,726	99,832	79,050	37,214	45,070
LEATHER . . . "	—	—	—	—	—	36,200	12,000	291	5,110	12,030
LIQUORS . . . Gals.	4,162	7,400
MACHINERY AND MILL- WORK . . . Value	—	—	—	—	—	5,290	945	19,812	5,155	1,740
METALS AND ORES—										
Iron or Steel . Tons	..	12	1	100	5,000	655
PROVISIONS AND OIL MAN'S STORES (excluding FISH AND FRUITS AND VEGET- ABLES) . . . Cwts.	..	112	30	85	168	..	3,925	5,723	16,968	14,116
SPICES—										
Cloves . . . "	452	335	216	30,870	22,650	14,100
TEXTILES—										
Cotton—										
Twist and yarn . Lbs.	80	20,000	60	20,937
Manufactures—										
Piece goods—										
Grey (unbleached) .Yards	1,154	438
White (bleached) . "	620	1,200	297	9,914	5,183	432	650	204	3,878	2,562
Coloured, printed, or dyed . . . "	4,942	8,308	18,151	38,646	24,373	4,269	5,951	7,039	24,276	14,263
Total Piece goods . . "	5,562	9,508	14,602	48,560	29,556	4,701	6,601	7,676	28,154	16,815
Other sorts of manu- factures . . . Value	—	—	—	—	—	950	..	1,679	..	122
Total Cotton manufac- tures (including twist and yarn) . . "	—	—	—	—	—	5,711	27,538	9,355	28,154	16,937
Silk—										
Raw . . . Lbs.	3,859	24,795
Manufactures—										
Thread for sewing . . "	2,700	17,650
Woolen manufactures .Value	—	—	—	—	—	5,710	19,186	125	480	1,599
VEHICLES excluding LOCO- MOTIVES, ETC., FOR RAIL- WAYS—										
Carriages and Carts not mechanically propelled, etc. . . . Value	—	—	—	—	—	4,195	35,500	790
POSTAL ARTICLES . . . "	—	—	—	—	—	1,960
ALL OTHER ARTICLES OF MERCHANDISE . . . "	—	—	—	—	—	16,876	20,555	18,734	15,767	34,279
GRAND TOTAL . . . "	—	—	—	—	—	12,12,890	10,81,264	9,42,548	12,26,954	10,22,529
GRAND TOTAL OF INDIAN AND FOREIGN MER- CHANDISE . . . "	—	—	—	—	—	3,47,87,158	2,96,10,945	3,03,21,134	2,19,75,232	2,50,95,643

(a) Figures prior to 1925-26 include "hornmeal".

CHINA (EXCLUSIVE OF HONGKONG AND MACÃO)

IMPORTS THEREFROM

ARTICLES	QUANTITY					VALUE				
	1924-25	1925-26	1926-27	1927-28	1928-29	1924-25	1925-26	1926-27	1927-28	1928-29
APPAREL (excluding HOSIERY AND BOOTS AND SHOES)—						R	R	R	R	R
Apparel (including drapery, uniforms, accoutrements) . . . Value	—	—	—	—	—	1,25,373	1,04,852	90,175	64,241	55,415
Others	—	—	—	—	—	2,730	5,436	6,304	3,088	9,236
Total Apparel, etc.	—	—	—	—	—	1,28,103	1,10,288	96,479	67,329	64,651
BOOKS, PRINTED AND PRINTED MATTER (not being STATIONERY) including MAPS AND CHARTS . . . Cwts.	66	145	196	268	147	9,061	10,460	23,452	21,563	15,610
BUILDING AND ENGINEERING MATERIALS other than OF IRON, STEEL OR WOOD Value	—	—	—	—	—	26,254	2,497	670	2,720	575
BUTTONS OF ALL SORTS	—	—	—	—	—	41,673	2,020	3,199	1,683	607
CHEMICALS AND CHEMICAL PREPARATIONS (excluding CHEMICAL MANURES AND MEDICINES)—										
Arsenic and its oxides . . . Cwts.	228	250	313	112	249	20,573	21,351	26,894	9,222	20,441
Other sorts of Chemicals . . Value	—	—	—	—	—	3,505	6,673	15,816	11,227	48,773
Total of Chemicals and Chemical preparations	—	—	—	—	—	24,078	28,024	42,710	20,449	69,213
CHINESE AND JAPANESE WARE (including LACQUERED WARE, BUT excluding WAXENWARE AND PORCELAIN)	—	—	—	—	—	5,332	22,566	7,312	24,978	6,964
CORDAGE AND ROPE OF VEGETABLE FIBRE (excluding JUTE AND COTTON) Cwts.	383	95	116	235	723	14,342	5,186	4,501	12,909	32,656
DRUGS AND MEDICINES (excluding CHEMICALS AND NARCOTICS)—										
Camphor Lbs.	57,007	91,838	55,260	200	2,007	1,21,719	1,77,802	92,106	590	3,178
Other sorts of drugs and medicines . . . Value	—	—	—	—	—	73,072	1,03,063	87,252	78,070	1,08,256
Total Drugs and Medicines	—	—	—	—	—	2,00,391	2,80,865	1,79,358	78,660	1,06,434
DYEING AND TANNING SUBSTANCES—										
Cochineal Cwts.	—	78	—	—	—	—	14,279	—	—	—
Dyes obtained from coal tar— Aniline Lbs.	34,343	24,127	2,328	—	399	11,650	54,595	4,460	—	360
Saffron	—	—	—	668	168	—	—	—	49,842	18,453
Other sorts Value	—	—	—	—	—	1,75,987	3,200	—	5,812	11,237
Total Dyeing and Tanning substances	—	—	—	—	—	1,87,637	71,994	4,460	55,154	26,050
EARTHENWARE AND PORCELAIN—										
Earthenware	—	—	—	—	—	1,32,726	61,069	73,591	51,115	65,765
Porcelain	—	—	—	—	—	5,180	9,885	1,087	1,737	1,18,237
Total Earthenware and Porcelain	—	—	—	—	—	1,37,906	70,954	74,678	52,852	1,99,002
FIREWORKS Lbs.	123,313	36,240	145,050	12,915	364,577	58,142	21,219	54,054	11,850	1,27,722
FRUITS AND VEGETABLES—										
Fresh fruits and vegetables . . . Value	—	—	—	—	—	4,172	5,161	7,501	1,830	14,819
Fruits and vegetables : dried, salted, or preserved not being canned or bottled . . . Tons	66	70	107	111	93	46,807	50,845	63,793	54,714	41,497
Total Fruits and Vegetables . . . Value	—	—	—	—	—	50,979	56,006	71,284	56,544	55,816
Furniture and cabinetware	—	—	—	—	—	4,257	5,944	4,549	12,971	12,803
GLASS AND GLASSWARE—										
Bangles	—	—	—	—	—	2,57,593	1,02,887	76,608	70,609	96,627
Other glassware Value	—	—	—	—	—	43,250	4,543	10,674	20,136	30,236
Total Glass and Glassware	—	—	—	—	—	3,00,843	1,07,430	87,282	90,745	1,26,863

CHINA (EXCLUSIVE OF HONGKONG AND MACÃO)—continued

IMPORTS THEREFROM—continued

ARTICLES	QUANTITY					VALUE				
	1924-25	1925-26	1926-27	1927-28	1928-29	1924-25	1925-26	1926-27	1927-28	1928-29
						R	R	R	R	R
GRAIN, PULSE, AND FLOUR--										
Beads (dry) . . . Tons	37	56	96	13	64	9,514	12,674	19,884	1,620	10,791
Pulse "	179	97	3,328	1,201	3,881	38,027	22,638	7,52,832	3,38,698	7,01,257
Other sorts "	2	16	8	11	13	476	1,370	1,775	2,009	2,564
Total Grain, Pulse, and Flour "	218	169	3,432	1,225	3,958	48,017	36,682	7,74,491	2,42,322	7,14,610
HARDWARE, excluding CUTLERY AND ELECTRO-PLATED WARE Value	—	—	—	—	—	20,276	18,796	24,103	17,064	22,685
INSTRUMENTS, APPARATUS AND APPLIANCES AND PARTS THEREOF--										
Electric glow lamps . . No.	9,978	663,877	..	18	..	4,932	1,89,609	..	9	..
Musical Value	—	—	—	—	—	3,688	7,685	5,652	20,972	24,127
Other kinds "	—	—	—	—	—	3,986	8,547	4,689	6,223	6,832
Total Instruments, Apparatus and Appliances and parts thereof "	—	—	—	—	—	12,601	2,05,901	10,321	27,204	30,959
JEWELLERY, (excluding Imitation Jewellery, and Precious Stones and Pearls, Unset), also Plates of Gold and Silver--										
Jewellery "	—	—	—	—	—	758	179	42,378	7,480	1,735
Plate of gold and silver . . "	—	—	—	—	—	33,308	18,259	30,409	17,648	10,477
Total Jewellery, also Plate of gold and silver "	—	—	—	—	—	34,126	18,438	72,782	25,128	12,212
LIQUORS, including Denatured and Perfumed Spirits--										
Spirit Gals.	7,521	7,752	7,074	8,209	7,129	57,921	64,267	59,267	63,849	69,583
Other sorts of Liquors . . "	858	1,746	61	658	..	2,276	6,110	1,090	3,512	..
Total Liquors "	8,374	9,498	7,135	8,867	7,129	60,197	70,377	60,353	67,361	69,583
MACHINERY AND MILL WORK Value	—	—	—	—	—	6,997	20,280	14,749	21,347	24,776
HATS AND MATTING, except Coir and Rubber .Sq. Yards.	282,260	139,802	292,197	184,707	230,121	1,53,407	78,779	1,54,561	98,070	1,06,861
METALS AND ORES--										
Brass, Bronze, and similar alloys and manufactures thereof --										
Unwrought Cwts.	..	58	..	2,048	3,020	..	1,745	..	58,438	80,148
Wrought "	7	74	57	275	1,156	710	11,297	(5,528)	(17,561)	36,938
Tin--										
Unwrought "	62	85	392	410	1,107	10,256	16,277	(7,2,959)	71,328	1,67,721
Other metals Tons	24	29	63	83	102	24,644	17,766	45,957	50,000	57,671
Total Metals (excluding ores) "	27	40	85	220	366	35,610	47,085	1,24,441	1,92,337	3,42,473
OILS--										
Essential Gals.	1,262	1,286	914	299	529	6,781	17,086	12,268	4,807	10,488
Mineral--										
Lubricating oils "	..	1,358	7,676	2,427	10,325	2	..
Others "	561	4,320	6,033	2,616	5,659	2,077	14,323	22,521	13,136	2,978
Total Oils "	1,823	6,659	14,623	2,915	6,188	8,858	34,291	45,109	17,947	31,466
PAINTS AND PAINTERS' MATERIALS--										
Paints and Colours . . Cwts.	204	195	171	129	290	19,608	22,581	52,800	54,250	77,161

No. 13—continued

CHINA (EXCLUSIVE OF HONGKONG AND MACÃO)—continued

IMPORTS THEREFROM—continued

ARTICLES	QUANTITY					VALUE				
	1924-25	1925-26	1926-27	1927-28	1928-29	1924-25	1925-26	1926-27	1927-28	1928-29
PAPER AND PASTEBOARD—										
Paper—						R	R	R	R	R
Packing Paper . . . Cwts.	360	84	44	320	706	13,510	3,314	2,979	24,593	49,505
Paper manufactures . . . "	77	21	87	37	287	7,576	2,480	7,311	2,764	5,357
Other kinds of paper . . . "	1,918	3,484	2,512	3,234	1,953	1,12,564	1,55,135	1,38,463	1,07,346	51,955
Pasteboard, mill board and cardboard of all kinds . . . "	--	--	--	166	--	--	--	--	1,809	--
Total Paper and Paste- board . . . "	2,355	3,589	2,643	3,757	2,946	1,39,670	1,60,929	1,43,753	1,36,516	1,07,317
PERFUMERY (not being PERFUMED SPIRIT) . . . Value	--	--	--	--	--	11,429	24,509	27,367	19,101	31,831
PLANTS, LIVING (including BULBS AND SEEDS FOR SOWING) . . . "	--	--	--	--	--	6,122	3,902	7,184	2,923	14,987
PRECIOUS STONES AND PEARLS . . . "	--	--	--	--	--	2,492	11,094	20	500	2,787
PROVISIONS AND OILMAN'S STORES (including FISH AND FRUITS AND VEGE- TABLES CANNED OR BOTTLED—										
Canned and bottled provisions (not speci- fied elsewhere)— Canned or bottled fruits Cwts.	231	293	308	399	442	9,530	9,559	12,407	18,508	15,241
Tinned or canned fish . . . "	148	71	108	191	141	11,513	4,642	13,132	19,533	15,325
Other kinds . . . "	326	65	836	718	2,040	17,706	3,184	15,389	37,739	73,091
Farinaceous and patent foods . . . M. . . "	1,450	3,690	3,968	3,726	4,903	39,779	1,01,331	98,783	1,05,239	1,20,333
Pickles, chutnies, sauces and condiments . . . "	327	458	565	317	684	20,621	32,566	37,648	33,768	53,590
Other sorts of provisions . Value	--	--	--	--	--	89,188	1,03,652	1,11,926	95,699	69,207
Total Provisions and Oilman's stores, etc. . . "	--	--	--	--	--	1,33,337	2,60,934	2,69,505	3,15,536	3,52,737
SEEDS—										
Sesamum . . . Tons	--	--	83	11	--	--	--	25,893	4,045	--
Other sorts . . . "	2	10	15	20	9	2,198	5,414	7,367	9,031	5,430
Total Seeds . . . "	2	10	98	31	9	2,198	5,414	33,750	13,084	5,430
SPICES—										
Beetle-nuts . . . Cwts.	--	--	--	--	1,778	--	--	--	--	13,322
Cardamoms . . . "	724	774	992	688	433	30,447	70,998	35,367	50,834	35,243
Cassia . . . "	26,323	29,359	54,709	35,156	47,709	5,74,974	6,30,060	11,53,224	6,34,234	3,33,796
Ginger . . . "	563	135	--	6	263	26,221	4,230	--	225	7,563
Other sorts . . . "	461	--	40	135	--	14,946	--	4,535	3,100	--
Total Spices . . . "	28,576	30,318	55,741	36,035	50,183	6,96,568	7,11,333	12,43,176	7,33,493	9,00,434
STATIONERY (excluding PAPER) . . . Value	--	--	--	--	--	3,927	12,273	12,284	19,096	25,312
STONE AND MARBLE . . . Tons	49	69	63	62	21	3,790	3,254	3,763	3,769	7,113
SUGAR—										
Sugar, 16 Dutch standard and above . . . "	103	40	146	13	30	53,666	11,074	30,534	4,761	7,712
TALLOW AND STEARINE . Cwts.	20	203	13,593	--	--	613	3,000	11,304	--	--
TEA—										
Black . . . Lbs.	5,31,432	1,61,333	322,171	406,107	472,251	4,21,002	1,49,304	2,51,364	3,33,739	3,26,220
Green . . . "	5,534,356	4,965,109	4,193,335	2,347,931	2,110,632	43,15,324	37,40,547	39,33,133	26,42,303	19,75,133
Total Tea . . . "	6,136,238	5,126,532	4,520,506	3,254,038	2,582,883	47,33,326	33,90,351	41,89,547	29,76,042	23,01,406
TEXTILES—										
Cotton—										
Manufactures—										
Twist and Yarn . . . Lbs.	399,336	56,000	930,432	12,044,703	11,396,556	4,19,434	53,543	5,19,206	1,15,14,433	1,27,62,923
Hosiery—										
Stockings and socks . . . Dozen pairs	73,546	32,330	33,490	72,343	55,593	1,77,933	2,00,292	1,53,495	1,32,001	94,929
Underswear (a) . . . Dozen	--	93	3,123	533	105	139	1,339	12,467	2,467	533
Other sorts . . . Value	--	--	--	--	--	55,357	29,315	7,497	7,753	6,372
Total Hosiery . . . "	--	--	--	--	--	2,33,979	2,31,476	1,73,459	1,42,226	1,01,369

(a) Quantity recorded from 1925-26;

CHINA (EXCLUSIVE OF HONGKONG AND MACAO)—continued

IMPORTS THEREFROM—concluded

ARTICLES	QUANTITY					VALUE				
	1924-25	1925-26	1926-27	1927-28	1928-29	1924-25	1925-26	1926-27	1927-28	1928-29
TEXTILES—continued						B	B	B	B	B
Cotton—continued										
Manufactures—continued										
Piece goods—										
Grey (unbleached)—										
Plain grey—										
Drills and Jeans Yards	119,600	72,080	44,000	..	72,991	45,936	25,029	10,170	..	10,880
Longcloth and Shirtings . . .	607,930	360,040	343,200	2,351,100	11,634,112	3,18,424	1,27,227	90,342	6,81,882	28,94,119
Sheetings . . .	4,077,100	1,797,300	1,392,500	4,084,500	1,347,500	13,69,371	5,48,897	2,13,879	9,06,915	2,85,691
Others . . .	4,698	..	9,000	..	3,805	1,230	..	2,025	..	1,441
Total Plain Grey . . .	4,809,328	2,229,420	1,788,700	6,935,600	13,318,408	17,34,961	7,01,153	4,16,916	15,88,797	32,01,181
Bordered grey	12,583	6,038
White (bleached) . . .	18,301	3,157	..	4,200	123	4,753	2,077	..	1,036	92
Coloured, printed, or dyed . . .	31,668	7,740	109,824	56,567	112,676	14,736	2,155	37,955	22,409	36,571
Fents of all descriptions	60	20	..
Total Piece goods . . .	4,859,297	2,252,900	1,898,524	6,996,427	13,435,207	17,54,450	7,11,413	4,54,871	16,12,292	32,37,794
Other manufactures . Value	—	—	—	—	—	3,070	7,142	14,853	24,752	6,673
Total Cotton manufactures (including Twist and Yarn) . . .	—	—	—	—	—	24,10,963	10,08,577	14,67,389	1,32,93,673	1,61,09,767
Haberdashery and Millinery										
Hemp—										
Raw . . . Cwts:	485	483	3	498	156	13,950	17,088	101	13,900	3,713
Silk—										
Raw . . . Lbs.	939,518	1,163,789	1,604,300	1,976,546	1,711,413	80,90,977	85,80,596	1,05,27,300	1,23,78,326	1,01,99,981
Waste	506	24,349	2,300	34,050
Silk yarn, noils, and warps . . .	166,315	62,982	248,929	382,463	343,274	13,00,631	5,52,821	14,43,611	16,04,054	8,04,087
Manufactures—										
Goods of silk mixed with other materials Yards	41,766	71,591	126,969	37,884	135,605	49,562	37,500	1,47,276	1,04,316	2,33,524
Piece goods . . .	5,548,143	7,325,926	8,454,627	8,130,455	7,620,240	80,06,785	87,63,222	1,07,49,983	93,35,249	80,82,740
Other sorts . Value	—	—	—	—	—	58,530	59,275	51,645	59,230	59,175
Total Silk manufactures (including silk yarn, etc.) . . .	—	—	—	—	—	94,15,758	94,67,813	1,23,97,515	1,17,02,899	91,79,326
Wool—										
Raw . . . Lbs.	220,416	2,55,325
Manufactures—										
Yarn and knitting wool . . .	637	25,141	65,175	5,537	1,91,447	3,89,399
Carpets and floor rugs . . .	433	1,473	4,393	3,553	4,859	1,594	6,333	9,732	9,160	13,603
Hoalery . . .	102	750	24	3,339	100	334	14,195	168	20,994	765
Shawls . . . No.	4	37,355	5,409	173	43,368	7,085
Artificial silk—										
Artificial silk yarn . Lbs.	925	793	31,312	..	400	3,109	4,960	76,107	..	912
Piece goods of Cotton and artificial silk . Yards	40	9,176	20,538	48	10,362	13,068
Other Sorts . Value	—	—	—	—	—	2,077	7,508	14,613
TOLLER REQUISITES (NOT SPECIFIED ELSEWHERE) Value	—	—	—	—	—	12,461	29,776	22,041	28,194	38,396
FOYS AND REQUISITES FOR GAMES AND SPORTS (including FISHING TACKLE) . . .	—	—	—	—	—	11,870	16,929	1,04,543	4,106	4,570
UMBRELLAS AND UMBRELLA FITTINGS—										
Umbrellas, complete, including parasols and sunshades . No.	343	1,351	471	656	157	1,351	2,454	3,547	401	399
Umbrella fittings . Value	13,729	3,615	10,100	6,629	95,636
Total Umbrellas and Umbrella fittings . . .	—	—	—	—	—	20,080	6,069	13,647	7,030	96,037
WOOD AND TIMBER—										
Timber (other than railway sleepers) (a) Cub. Tons	160	1	13,469
Other kinds of wood and timber (b) . Value	97,642	24,190	5,007	14,399
Total Wood and Timber . . .	—	—	—	—	—	13,469	97,642	24,190	5,007	14,399
POYAL ARTICLES NOT SPECIFIED . . .	—	—	—	—	—	1,23,726	49,278	2,94,616	7,17,431	5,83,295
ALL OTHER ARTICLES OF MERCHANDISE . . .	—	—	—	—	—	80,023	92,420	1,29,825	3,32,025	1,09,063
GRAND TOTAL . . .	—	—	—	—	—	2,76,70,933	2,60,67,493	3,30,99,563	4,41,26,962	4,31,77,502

(a) Included in "other kinds of wood and timber" from 1925-26.
 (b) Separately recorded from 1925-26.

No. 13—*continued*
 CHINA (EXCLUSIVE OF HONGKONG AND MACÃO)—*continued*
 EXPORTS THERETO

INDIAN MERCHANDISE

ARTICLES	QUANTITY					VALUE				
	1924-25	1925-26	1926-27	1927-28	1928-29	1924-25	1925-26	1926-27	1927-28	1928-29
APPAREL (including DRAPERY, UNIFORMS, ACCOUTREMENTS (BUT excluding HOSIERY AND BOOTS AND SHOES)) . Value	—	—	—	—	—	₹	₹	₹	₹	₹
CANDLES OF ALL KINDS Lbs.	85,790	229,628	82,592	98,134	23,825	27,659	19,103	17,368	27,664	22,466
CHEMICALS AND CHEMICAL PREPARATIONS (excluding CHEMICAL MANURES AND MEDICINES) . Value	—	—	—	—	—	10	1,500	25,120	2,100	1,284
COAL AND COKE— COAL . . . Tons	15,015	1,80,397
COFFEES . . . Cwts.	125	28	..	10,964	2,240	..
COIR— Manufactured (excluding Rope) . . . Tons	6	2	16	40	17	2,607	668	5,200	13,694	5,671
CORDAGE AND ROPE OF VEGETABLE FIBRE (excluding JUTE AND DOTYON) . Cwts.	789	728	482	685	1,446	20,508	19,470	12,226	18,254	24,345
DRUGS AND MEDICINES (excluding CHEMICALS AND NARCOTICS) . Value	—	—	—	—	—	1,691	6,087	7,007	12,734	9,575
DYING AND TANNING SUBSTANCES—										
Myrobalans . . . Cwts.	2,127	6,863	5,801	7,255	8,036	15,391	48,817	32,320	42,670	45,270
Myrobalan extracts . . "	868	200	502	11,063	3,338	2,759
Other sorts . . . "	48	18	20	11	5	1,688	160	775	1,357	187
Total Dyeing and Tanning substances . . . "	3,113	6,881	5,821	7,466	8,543	28,127	49,977	33,095	47,415	54,266
FISH (excluding canned fish)—										
Fish, dry, unsalted . . "	160	1	..	209	600	2,200	50	..	13,680	33,401
Fishmaws and sharkfins . . "	26	49	92	62	72	2,390	3,034	10,900	6,126	3,902
Other sorts . . . "	10	190
Total Fish . . . "	186	50	92	271	682	4,590	3,084	10,900	19,806	42,493
FRUITS AND VEGETABLES . Value	—	—	—	—	—	1,560	11,460	1,610	125	897
GLASS AND GLASSWARE . . "	—	—	—	—	—	..	8,519	5,190	4,529	..
GRAIN, PULSE, AND FLOUR—										
Rice, not in the husk . Tons	47,713	149,678	181,195	100,003	53,439	71,06,685	2,21,34,766	2,66,94,775	1,51,29,094	67,97,759
Other sorts . . . "	31	12	31	16	29	7, 7 08	2,644	5,802	3,890	3,928
Total Grain, Pulse and Flour . . . "	47,744	149,690	181,226	100,019	53,468	71,15,772	2,21,38,410	2,67,00,577	1,51,32,984	68,01,687
GUMS AND RESINS Cwts.	381	..	60	..	8	6,071	..	1,230	..	100
HIDES AND SKINS, RAW—										
Hides, raw . . . Tons	4	2,400
Skins, raw . . . "	7	2	1	2	1	59,429	9,275	20,727	6,650	4,897
Cuttings of Hides and Skins (raw) . . . "	6	4	48	29	9	1,620	400	2,990	11,835	2,110
JADESTONE . . . Cwts.	27	38	125	161	523	3,908	19,300	24,925	30,270	1,12,200
KAPOK . . . "	623	96	546	515	1,688	23,822	6,225	26,668	26,261	79,998
LAC—										
Button . . . "	13	748	571	251	..	2,700	1,13,697	70,200	44,250	..
Shell . . . "	1,220	3,621	2,190	2,564	2,827	2,34,715	5,24,668	2,19,377	3,65,987	2,71,677
LEATHER—										
Hides, tanned or dressed—										
Cow hides . . . } Tons } =No.	102 =20,410	143 =20,405	153 =22,630	128 =19,737	94 =15,545	1,82,025	2,44,950	2,63,900	2,24,980	1,96,250
Skins, tanned or dressed } Tons } =No.	.. =1,479	8 =9,900	2 =6,900	1 =5,750	1 =5,205	2,218	12,975	6,600	5,625	6,500
Unwrought . . . Cwts.	62	1	9,405	175
Manufactures, (excluding boots and shoes, and belting for machinery) Value	—	—	—	—	—	20	2,950	2,271	2,010	210
Total Leather . . . "	—	—	—	—	—	1,93,678	2,60,875	2,72,771	2,32,815	2,04,835

CHINA (EXCLUSIVE OF HONGKONG AND MACAO)—continued
EXPORTS THERE TO—continued

INDIAN MERCHANDISE—continued

ARTICLES	QUANTITY					VALUE				
	1924-25	1925-26	1926-27	1927-28	1928-29	1924-25	1925-26	1926-27	1927-28	1928-29
MACHINERY AND MILLWORK Value	—	—	—	—	—	R 15,410	R 1,158	R 7,082	R 6,467	..
METALS AND ORES—										
Iron or steel . . . Tons	1,905	10,689	7,216	3,359	18,540	1,18,524	4,85,559	3,13,235	1,06,360	6,18,811
Lead—										
Fig . . . Cwts.	49,278	13,801	8,023	3,598	..	11,57,707	3,36,543	1,98,248	67,760	..
Other kinds . . . Tons	8	1	1	1	3	7,170	2,048	190	2,390	4,710
Total Metals and Ores ..	4,877	11,880	7,617	3,540	18,543	12,78,401	8,24,150	5,06,718	2,66,510	6,18,021
MICA cwt.	49	..	2	17,028	..	1,500
OILS—										
Non-essential . . . Gals.	6,502	1,065	455	519	436	28,229	3,278	1,525	1,710	1,415
OILSEEDS Tons	302	112	1,278	27,584	3,600	79,244
PAINTS AND PAINTER'S MATERIALS . . . Value	—	—	—	—	—	6,700	24,431	4,100	9,100	11,500
PARAFFIN WAX . . . Tons	1,144	2,109	2,300	2,449	4,182	5,19,841	9,59,595	10,46,500	11,68,658	19,02,764
PRECIOUS STONES AND PEARLS, UNSET . . . Value	—	—	—	—	—	12,760	8,850	1,350	..	1,260
PROVISIONS AND OILMAN'S STORES—										
Butter Cwts.	180	28	22	65	71	17,478	3,330	2,344	3,276	7,320
Ghi "	1,270	689	669	585	623	1,48,831	82,318	76,212	62,469	64,669
Pickles, chutnies, and condiments . . . "	586	705	715	544	735	40,301	50,925	42,139	34,096	43,409
Other sorts of provisions . . . Value	—	—	—	—	—	31,574	2,712	16,585	41,839	10,327
Total Provisions and Oilman's stores . . "	—	—	—	—	—	2,36,186	1,39,285	1,37,280	1,46,730	1,26,725
SEEDS Tons	2	3	..	1	216	2,874	6,201	740	1,371	22,524
SPICES Cwts.	65	15	22	18	94	1,782	723	1,036	970	3,187
STATIONERY (excluding PAPER) . . . Value	—	—	—	—	—	13,185	9,857	5,681	4,100	..
TAN, BLACK Lbs.	189,915	2,063,212	487,384	3,545,482	6,140,235	98,272	11,63,253	4,21,998	25,33,472	47,82,082
TEXTILES—										
Cotton—										
Raw Tons	50,650	96,089	69,879	19,949	72,039	7,77,54,244	12,12,61,538	7,68,60,932	1,99,30,162	7,28,80,843
Twist and yarn . . . Lbs.	207,200	144,563	143,000	104,400	75,800	2,56,579	1,25,140	1,21,200	1,14,372	152,163
Manufactures—										
Piece goods . . . Yards	76,450	90,555	22,233	147,250	137,629	35,136	41,397	9,373	50,679	41,637
Other sorts of manufactures . . . Value	—	—	—	—	—	..	2,930	80	..	65
Total Cotton manufactures (including twist and yarn) . . "	—	—	—	—	—	2,91,765	1,69,517	1,30,158	1,64,951	793,915
Haberdashery and Millinery . . . "	—	—	—	—	—	260	980	12,200
Jute—										
Raw Tons	7,713	3,908	4,221	5,461	5,226	26,34,606	22,67,639	14,53,903	16,37,932	17,13,293
Twist and yarn . . . Lbs.	93,280	..	69,313	..	95,780	34,132	..	29,331	..	23,520
Manufactures—										
Gunny bags . . . No.	5,413,100	2,631,300	2,793,000	1,312,600	2,161,200	32,42,416	17,27,662	16,00,693	7,10,002	11,04,915
" cloth . . . Yards	6,054,000	9,202,000	9,642,000	8,401,000	11,199,000	15,01,343	22,42,245	20,41,503	18,00,293	26,58,931
Rope and twine . . Cwts.	713	1,315	1,915	1,693	1,346	21,945	60,704	53,305	40,440	41,328
Other kinds . . . Value	—	—	—	—	—	..	120	..	2,380	3,373
Total Jute manufactures (including twist and yarn) . . "	—	—	—	—	—	48,00,336	40,30,781	37,21,332	25,53,615	38,32,576
Wool—										
Raw Lbs.	..	4,480	42,772	1,300	22,060

No. 13—continued

CHINA (EXCLUSIVE OF HONGKONG AND MACÃO)—continued

EXPORTS THERE TO—continued

INDIAN MERCHANDISE—concluded

ARTICLES	QUANTITY					VALUE				
	1924-25	1925-26	1926-27	1927-28	1928-29	1924-25	1925-26	1926-27	1927-28	1928-29
TEXTILES—contd.						R	R	R	R	R
Wool—continued										
Woolen Manufactures . Value	—	—	—	—	—	1,310	5,640	3,925	5,005	1,56,830
TOBACCO—										
Unmanufactured . . Lbs.	15,871	463,784	563,920	438,666	477,150	2,433	57,513	74,869	69,740	38,076
Manufactured . . . "	1,274	888	5	2,485	343	3,901	800	15	359	440
Total Tobacco . . .	17,145	464,672	563,925	441,151	477,493	6,334	58,313	74,884	70,599	39,116
WOOD AND TIMBER—										
Wood—										
Sandal wood . . . Tons	56	77	62	45	99	99,245	1,44,602	1,11,300	85,860	1,67,402
POSTAL ARTICLES . . . "	—	—	—	—	—	21,730	..	15
ALL OTHER ARTICLES OF MERCHANDISE . . . "	—	—	—	—	—	31,456	56,345	51,165	54,323	86,368
GRAND TOTAL . . . "	—	—	—	—	—	9,56,46,926	15,43,97,395	11,21,83,841	4,46,96,598	9,43,84,231

FOREIGN MERCHANDISE

ARTICLES	QUANTITY					VALUE				
	1924-25	1925-26	1926-27	1927-28	1928-29	1924-25	1925-26	1926-27	1927-28	1928-29
APPAREL (including DRAPERY, UNIFORMS, AND ACCOUTREMENTS, BUT excluding HOSIERY AND BOOTS AND SHOES) Value	—	—	—	—	—	28,628	74,161	54,016	53,713	41,727
BOOKS, PRINTED, AND PRINTED MATTER (NOT BEING STATIONERY) INCLUDING MAPS AND CHARTS . . . Cwts.	1	5	17	217	27	720	3,350	2,175	6,957	1,095
COAL AND COKE . . . Tons	900	96	860	33,000	3,840	16,985
DRUGS AND MEDICINES (excluding CHEMICALS AND NARCOTICS) . . . Value	—	—	—	—	—	138	2,644	3,940	3,785	3,047
DYEING AND TANNING SUBSTANCES . . . "	—	—	—	—	—	2,327	23,285	..
FRUITS AND VEGETABLES . . . "	—	—	—	—	—	655	3,500	854	5,757	12,105
HARDWARE excluding CUTLERY AND ELECTROPLATED WARE . . . "	—	—	—	—	—	..	1,432	5,328	120	1,035
HIDES AND SKINS, RAW—										
Skins, raw . . . { Tons —No.	29 76,798	38 126,954	33 1,182,081	10 79,417	8 75,058	1,11,612	1,48,208	4,52,922	50,908	37,463
INSTRUMENTS, APPARATUS, AND APPLIANCES, AND PARTS THEREOF . . . Value	—	—	—	—	—	160	2,461	1,31,738	25	385
IVORY, UNMANUFACTURED . Lbs.	6,704	7,531	..	1,314	..	40,039	42,822	..	10,100	..
LEATHER—										
Skins, tanned or dressed . Tons	7,500	..	830
Manufactures (excluding boots and shoes) . . . Value	—	—	—	—	—	..	5,000	475	150	..
LIQUORS . . . Gals.	332	2	..	5,200	46	2,430	70	..	1,250	252
MACHINERY AND MILLWORK . . . Value	—	—	—	—	—	3,995	74,352	13,567	10,236	7,520
METALS AND ORES—Iron or steel . . . Tons	5	..	503	605	..	150	..	7,954	153	..

CHINA (EXCLUSIVE OF HONGKONG AND MACÃO)—concluded

EXPORTS THERE TO—concluded

FOREIGN MERCHANDISE—continued

ARTICLES	QUANTITY					VALUE				
	1924-25	1925-26	1926-27	1927-28	1928-29	1924-25	1925-26	1926-27	1927-28	1928-29
SPICES Owt.	149	..	87	9,985	..	5,400
TEA—										
Black Lbs.	10,000	..	2,920	..	1,200	5,025	..	2,200	..	1,144
Green "	92,422	1,14,853	..
TEXTILES—										
Cotton—										
Raw Tons	..	10	96	350	30	..	12,390	1,68,000	4,64,000	51,000
Twist and yarn Lbs.	..	30,000	33,187
Manufactures—										
Piece goods—										
Grey (unbleached) Yards	242	3,677	900	..	1,295	140	4,155	250	..	495
White (bleached) "	800	123	468	79
Coloured, printed, or dyed "	379	243	..	30,947	26,214	276	135	..	21,941	14,823
Total piece goods "	1,421	3,919	900	30,947	27,632	884	4,321	250	21,941	15,197
Other sorts of manufactures Value	211	..
Total Cotton manufactures (including twist and yarn) "	884	37,458	250	22,152	15,197
Haberdashery and Millinery "	5	1,000	4,100	5,370	1,210
Silk, raw Lbs.	2,062	..	811	20,620	..	7,048
" manufactures (including silk yarn) Value	75	..	1,180	5,783	58,453
Wool—										
Woolen manufactures "	1,253	3,584	6,100	12,401	5,965
OTHER TEXTILES—										
Manufactured "	1,200	2,37,875	97,940
TOBACCO—										
Unmanufactured Lbs.	25,492	476	21,629	168
VEHICLES (excluding LOCOMOTIVES, ETC., FOR RAILWAYS)—										
Carriages and Carts (excluding railway carriages) and parts thereof Value	2,500	2,000	..	2,710	9,325
ALL OTHER ARTICLES OF MERCHANDISE "	25,977	30,450	6,345	10,582	3,102
GRAND TOTAL "	3,20,180	4,49,335	9,32,649	10,87,664	3,75,421
GRAND TOTAL OF INDIAN AND FOREIGN MERCHANDISE "	9,59,67,106	15,48,46,730	11,31,15,990	4,57,84,262	9,47,59,652

KOREA
IMPORTS THEREFROM

Nil.

EXPORTS THERE TO

INDIAN MERCHANDISE

ARTICLES	QUANTITY					VALUE				
	1924-25	1925-26	1926-27	1927-28	1928-29	1924-25	1925-26	1926-27	1927-28	1928-29
GRAIN, YULMS AND FLOUR—										
Rice not in the husk Tons	3,500	49,150	37,333	18,356	24,735	5,64,391	72,74,860	58,47,712	23,03,690	32,66,429
PROVISIONS AND OTHER'S STORES Value	7,667	650	114
ALL OTHER ARTICLES OF MERCHANDISE "	600	2,170	..
GRAND TOTAL "	5,62,058	72,75,510	59,08,426	23,05,860	32,66,429

FOREIGN MERCHANDISE
Nil.

No. 13—continued

JAPAN
IMPORTS THEREFROM

ARTICLES	QUANTITY					VALUE				
	1924-25	1925-26	1926-27	1927-28	1928-29	1924-25	1925-26	1926-27	1927-28	1928-29
APPAREL (excluding HOSIERY AND BOOTS AND SHOES)—						¥	¥	¥	¥	¥
Apparel (including drapery, uniforms, accoutrements) . . . Value	—	—	—	—	—	8,50,971	8,93,664	10,21,337	11,89,459	17,61,580
Hats, caps, bonnets and ladies' ware . . . "	—	—	—	—	—	1,63,086	2,14,588	2,98,500	2,44,782	2,22,434
Lametta . . . Lbs.	—	—	—	703	9,794	1,187	15,803
Others . . . Value	—	—	—	—	—	507	2,451	222	..	1,467
Total Apparel, etc. . . "	—	—	—	—	—	10,14,564	11,10,703	13,15,059	14,85,878	20,02,084
ASBESTOS—										
Manufactures—										
Asbestos Packing . . . "	—	—	—	—	—	52,332	29,066	26,354	20,597	19,329
Other manufactures . . . "	—	—	—	—	—	9,112	5,518	1,488	5,791	3,456
Total Asbestos manufactures . . . "	—	—	—	—	—	61,444	34,584	27,842	26,388	22,785
BELTING FOR MACHINERY . . . "	—	—	—	—	—	1,02,746	1,19,001	1,31,378	1,41,390	2,22,247
BOBBINS . . . "	—	—	—	—	—	3,09,470	1,67,926	95,468	1,52,990	2,24,219
BOOKS PRINTED, AND PRINTED MATTER (not being STATIONERY), including MAPS AND CHARTS Cwts.	191	729	250	329	224	22,670	56,860	31,098	22,001	16,945
BOOTS AND SHOES . Pairs	125,408	104,884	74,557	171,781	527,990	1,62,300	1,25,987	1,03,866	1,61,001	2,04,811
BRUSHES AND BROOMS—										
Brushes—										
Toilet brushes . . . Dozen	1,049	47,084	27,016	104,079	69,656	2,523	48,032	25,409	64,714	56,474
Other brushes . . . "	45,849	22,638	60,272	90,372	68,068	36,896	27,152	52,870	65,407	60,682
Brooms "	90	107	70	36	9	221	101	138	120	45
Total Brushes and Brooms . . . "	47,488	69,829	87,358	194,487	132,743	39,545	75,285	78,417	1,30,241	1,17,202
BUILDING AND ENGINEERING MATERIALS, other than OF IRON, STEEL, OR WOOD—										
Cement—										
Portland . . . Tons	3,501	5,678	9,309	9,243	14,329	1,90,897	2,28,423	3,84,275	4,16,501	5,64,837
Other kinds . . . "	55	42	100	101	12	1,775	1,425	3,364	4,596	408
Tiles . . . No.	85,452	349,441	158,133	442,935	594,531	17,205	68,193	29,991	79,800	96,950
Other kinds . . . Value	—	—	—	—	—	2,021	1,339	2,575	2,786	688
Total Building and Engineering materials, etc. . . "	—	—	—	—	—	2,11,898	2,94,285	4,20,205	5,03,483	6,62,831
BUTTONS OF ALL SORTS—										
Metal "	—	—	—	—	—	12,241	11,077	14,387	9,242	12,220
Other sorts "	—	—	—	—	—	9,00,783	9,57,807	11,47,259	8,87,822	8,96,909
Total Buttons "	—	—	—	—	—	9,13,024	9,68,884	11,61,646	8,97,064	9,09,129

IMPORTS THEREFROM—continued

ARTICLES	QUANTITY					VALUE				
	1924-25	1925-26	1926-27	1927-28	1928-29	1924-25	1925-26	1926-27	1927-28	1928-29
						R	R	R	R	R
CHEMICALS AND CHEMICAL PREPARATIONS (excluding CHEMICAL MANURES AND MEDICINES)—										
Potassium compounds—										
Chlorate . . . Cwts.	227	97	..	203	155	6,028	2,898	..	3,792	3,246
Other sorts . . . "	54	189	115	103	210	2,077	28,090	52,465	20,584	1,24,505
Total Potassium compounds ..	281	286	115	306	365	8,105	23,994	52,465	24,376	1,27,751
Soda Compounds—										
Soda Sulphide ..	1,898	8,681	12,768	6,600	624	11,734	62,797	77,757	42,203	3,886
Other sorts . . . "	18	80	201	2	500	283	321	1,640	61	5,570
Total Soda compounds. ..	1,411	8,711	12,954	6,602	1,124	11,967	62,618	79,397	42,264	9,406
Sulphur (Brimstone) . . . "	1,781	1,904	2,166	7,750	1,652	26,745	110,781	24,852	62,228	24,156
Other sorts of chemicals . . . Value	—	—	—	—	—	2,00,787	1,61,128	1,78,891	2,00,720	1,96,792
Total Chemicals and chemical preparations (excluding chemical manures and medicines) . . . "	—	—	—	—	—	2,47,604	2,72,466	3,34,605	3,29,598	3,58,105
CHINESE AND JAPANESE WARE (including LACQUERED WARE, BUT excluding BATHENWARE AND PORCELAIN) . Value										
—	—	—	—	—	—	23,708	21,496	21,447	20,252	22,845
CLOCKS AND WATCHES AND PARTS THEREOF—										
Clocks and timepieces No.	4,745	13,900	13,342	27,127	28,647	31,926	1,20,117	1,12,612	1,90,808	1,92,860
Watches . . . "	2	150	1	5	250	225	1,210	15	50	1,458
Parts of clocks and watches . . . Value	—	—	—	—	—	45,039	22,878	29,071	26,843	38,521
Total Clocks and Watches . . . "	—	—	—	—	—	77,190	1,43,705	1,41,698	2,27,701	2,32,839
COAL AND COKE—										
Coal . . . Tons	2,794	13,844	695	5,689	770	94,375	2,72,702	15,872	1,66,010	13,320
CORDAGE AND ROPE OF YACHTABLE FIBRE (excluding JUTE AND COTTON) . Cwts.										
—	73	387	24	45	75	2,312	14,703	4,817	1,982	674
CUTLERY . Value										
—	—	—	—	—	—	77,212	31,026	10,440	7,842	21,375
DRUGS AND MEDICINES (excluding Chemicals and Narcotics)—										
Gamphor . . . Lbs.	697,772	728,540	871,193	857,887	972,885	12,58,181	16,62,336	16,18,629	17,17,492	18,35,282
Proprietary and patent medicines . . . Value	—	—	—	—	—	45,598	64,589	40,691	24,375	39,694
Other sorts of drugs and medicines . . . "	—	—	—	—	—	6,18,018	7,80,624	7,01,023	5,97,902	5,56,877
Total Drugs and Medicines, etc. . . "	—	—	—	—	—	25,51,797	25,07,849	25,90,348	22,49,670	24,25,853

No. 13—continued
 JAPAN—continued
 IMPORTS THEREFROM—continued

ARTICLES	QUANTITY					VALUE				
	1924-25	1925-26	1926-27	1927-28	1928-29	1924-25	1925-26	1926-27	1927-28	1928-29
						R	R	R	R	R
DYEING AND TANNING SUBSTANCES—										
Dyes obtained from coal tar—										
Aniline Lbs.	11,689	4,192	13,638	16,196	15,458	27,175	8,430	28,677	25,393	20,757
Saffron "	490	36,595	..
Other sorts . . . Value	—	—	—	—	—	13,339	3,398	1,502	1,596	4,343
Total Dyeing and Tanning substances "	—	—	—	—	—	40,454	11,828	30,179	63,574	25,000
EARTHENWARE AND PORCELAIN (excluding PIPES OF EARTHENWARE)—										
Earthenware . . . "	—	—	—	—	—	11,13,979	13,94,554	10,68,724	4,89,783	4,15,347
Porcelain—										
Electrical . . . "	—	—	—	—	—	33,544	1,85,398	29,004	32,589	80,901
Other kinds . . . "	—	—	—	—	—	17,24,622	19,03,449	22,14,545	27,26,399	20,99,037
Total Earthenware and Porcelain "	—	—	—	—	—	28,71,245	34,84,101	33,12,273	32,58,771	25,45,184
FIREWORKS Lbs.	74,858	145,859	128,747	44,260	93,760	20,596	57,928	82,967	22,132	33,907
FISH (excluding CANNED FISH)—										
Fish, dry, unsalted . Cwts.	520	952	1,317	1,660	171	44,521	87,179	93,033	1,24,256	11,832
Other sorts "	9	14	215	49	55	541	493	13,179	1,616	2,395
Total Fish "	529	966	1,532	1,709	226	45,062	87,672	1,06,212	1,25,872	14,227
FRUITS AND VEGETABLES—										
Fresh fruits and vegetables . Value	—	—	—	—	—	10,511	5,139	13,256	35,146	19,840
Fruits and vegetables: dried, salted, or preserved not being canned or bottled Tons	15	78	18	20	8	15,077	3,446	17,182	9,210	2,792
Total Fruits and Vegetables . . . Value	—	—	—	—	—	25,588	12,685	30,438	44,356	22,632
FURNITURE AND CABINETWARE—										
Bedsteads "	—	—	—	—	—	50	..	10
Furniture of wood (other than bedsteads) . "	—	—	—	—	—	10,898	25,333	59,155	1,31,937	35,656
Furniture of other materials (other than bedsteads) . "	—	—	—	—	—	35,798	95,405	90,274	79,265	2,94,133
Mouldings "	—	—	—	—	—	1,550	1,974	9,157	15,068	3,929
Total Furniture and Cabinetware "	—	—	—	—	—	57,391	1,23,303	1,55,596	2,26,270	3,38,768
GELATINE Cwts.	12	71	61	235	378	487	4,193	4,932	12,479	17,054
GLASS AND GLASSWARE—										
Bangles Value	—	—	—	—	—	25,60,904	23,66,735	20,63,742	25,64,227	22,47,982
Beads and false pearls Cwts.	11,013	11,692	12,681	11,212	14,103	12,97,320	11,06,009	9,69,460	7,76,963	10,25,619
Bottles and phials—										
Soda water bottles Gross	2,286	677	1,122	238	1,258	12,313	18,032	18,299	7,687	14,107
Others "	233,102	279,737	344,746	322,077	372,119	10,17,534	10,23,264	11,61,960	10,31,117	11,63,899
Funnel, globes, and glass parts of lamps . . . Value	—	—	—	—	—	2,24,793	2,61,334	2,27,401	2,41,976	2,75,303
Scientific glassware . . "	—	—	—	—	—	45,508	72,639	56,965	24,297	16,759
Sheet and Plate . . Sq. ft.	5,320	33,139	11,000	164,400	1,409,300	993	3,355	1,342	9,703	73,433
Tableware (including decanters, tumblers, etc.) Value	—	—	—	—	—	4,73,723	6,07,220	5,05,411	5,30,354	6,31,113
Other glassware . . . "	—	—	—	—	—	9,35,313	12,35,014	16,36,347	16,40,141	14,54,311
Total Glass and Glassware "	—	—	—	—	—	55,74,406	67,49,172	68,40,927	68,76,471	60,58,048

No. 13—continued
JAPAN—continued

IMPORTS THEREFROM—continued

ARTICLES	QUANTITY					VALUE				
	1924-25	1925-26	1926-27	1927-28	1928-29	1924-25	1925-26	1926-27	1927-28	1928-29
GLUE Cwts.	1,018	1,691	1,950	2,753	3,485	55,706	57,742	93,889	1,23,406	1,74,842
GRAIN, PULSER, AND FLOUR—										
Rice not in the husk . . . Tons	51	50	64	27,471	5,112	20,131	19,740	23,468	39,35,498	7,86,154
GRAPESEED OILSEEDS . . Cwts.	486	264	84	..	47	11,148	9,010	3,637	..	2,080
Gums and Resins	122	49	192	61	299	3,755	2,658	4,249	782	11,332
HARDWARE, excluding CUTLERY AND ELECTROPLATED WARE—										
Builders' hardware . . . Value	—	—	—	—	—	23,437	26,247	8,655	7,990	10,130
Domestic hardware	—	—	—	—	—	75,423	43,092	17,120	14,012	29,093
Enamelled ironware	—	—	—	—	—	12,73,559	24,92,301	19,25,644	17,67,027	21,45,754
Implements and tools, other than agricultural implements and machine tools	—	—	—	—	—	1,086	1,233	75,906	1,301	2,879
Lamps, metal No.	14,208	15,877	2,514	3,004	591	4,820	10,061	1,534	6,432	781
Parts of lamps, other than glass Value	—	—	—	—	—	94,412	74,553	41,413	46,176	61,280
Other sorts	—	—	—	—	—	11,30,336	10,60,250	3,24,723	3,97,327	6,10,402
Total Hardware, etc.	—	—	—	—	—	27,03,080	37,03,744	23,95,045	27,39,675	13,60,319
INSTRUMENTS, APPARATUS, AND APPLIANCES, AND PARTS THEREOF—										
Electrical including telegraph and telephone apparatus not being machinery—										
Electric wires and cables—										
Rubber insulated	—	—	—	—	—	1,731	25,433	4,203	754	3,523
Insulations other than rubber	—	—	—	—	—	2,619	3,741	529	2,203	4,278
Telegraph and Telephone wires and cables	—	—	—	—	—	11,743	50	17
Bare copper wire	—	—	—	—	—	25,012	50,641	..	13,791	43,003
Total Electric wires and Cables	—	—	—	—	—	41,107	84,865	4,754	21,748	60,814
Electric lamps and parts thereof—										
Electric glow lamps No.	62,850	111,404	333,330	3910,413	4,169,355	5,027	9,635	34,596	1,14,174	2,56,755
Electric lamps, other sorts	51,353	6,455	40,110	108,853	733,614	11,892	3,393	9,033	12,953	40,331
Parts and accessories of electric lamps	—	—	—	—	—	10,136	15,544	25,123	36,631	15,235
Electric lighting accessories and fittings (including switches)	—	—	—	—	—	12,002	23,175	26,546	25,326	31,547
Electrical goods and apparatus not enumerated	—	—	—	—	—	1,02,502	1,71,141	1,13,604	1,21,391	1,56,033
Total Instruments, Electrical, etc.	—	—	—	—	—	1,32,716	3,12,326	3,13,698	3,33,173	5,60,314
Musical Value	—	—	—	—	—	26,092	24,933	21,361	13,753	16,512
Optical	—	—	—	—	—	92,094	1,57,049	1,14,603	89,057	1,07,303
Photographic	—	—	—	—	—	2,732	6,972	7,701	3,243	10,323
Surgical	—	—	—	—	—	10,132	22,557	25,132	77,005	33,221
Other kinds	—	—	—	—	—	9,325	12,791	3,740	5,323	6,637
Total Instruments, Apparatus and Appliances, and parts thereof	—	—	—	—	—	3,23,661	5,37,158	3,91,233	5,32,067	7,40,315

No. 13—continued
 JAPAN—continued
 IMPORTS THEREFROM—continued

ARTICLES	QUANTITY					VALUE				
	1924-25	1925-26	1926-27	1927-28	1928-29	1924-25	1925-26	1926-27	1927-28	1928-29
IVORY—						B	B	B	B	B
Unmanufactured . . Lbs.	..	14	274	65	104	2,120	520	..
Manufactured . . Value	—	—	—	—	—	4,078	3,188	8,355	5,917	12,205
Total Ivory . . "	—	—	—	—	—	4,078	3,292	10,475	6,437	12,205
JEWELLERY (excluding IMITATION JEWELLERY AND PRECIOUS STONES AND PEARLS UNSET) ALSO PLATE OF GOLD AND SILVER—]										
Jewellery . . Value	—	—	—	—	—	817	1,488	18,907	5,486	1,789
Plate of gold and silver "	—	—	—	—	—	1,958	1,819	1,955	1,781	3,415
Total Jewellery (es- cluding imitation jewellery, etc.) . "	—	—	—	—	—	2,775	2,807	20,862	7,267	5,204
HATHER—										
Manufactures (excluding boots and shoes and belt- ing for machinery)—										
Bags and trunks . . Cwts.	20	25	21	52	17	7,787	10,255	9,484	20,255	12,545
Other kinds of leather Value	—	—	—	—	—	12,267	14,056	24,250	22,645	10,288
Total Leather . . "	—	—	—	—	—	20,054	24,311	33,734	42,900	22,833
LIQUORS, including DENATURED AND PERFUMED SPIRITS—										
Ale, beer, and porter . Gals.	132,952	100,548	150,242	189,048	2,20,727	2,43,043	1,73,788	2,71,905	3,83,377	3,88,903
Other sorts . . "	454	620	687	580	684	4,477	4,804	6,999	4,119	7,559
Total Liquors . . "	1,33,406	101,168	150,929	190,628	231,411	2,47,520	1,78,592	2,78,904	3,87,496	3,96,462
MACHINERY AND MILLWORK— Prime movers (other than electrical) . Value	—	—	—	—	—	845	16,638	—	6,170	13,875
Electrical Machinery "	—	—	—	—	—	15,843	4,516	74,827	27,941	94,304
Sewing and knitting machines . . No.	6	108	345	17	7	425	9,332	30,083	5,169	1,982
Textile machinery— Cotton—										
Spinning Machinery Value	—	—	—	—	—	38,505	24,816	7,743	37,197	80,874
Weaving machinery "	—	—	—	—	—	6,590	6,790	8,566	12,608	47,658
Other sorts of machi- nery . . "	—	—	—	—	—	2,09,612	2,20,948	1,72,274	1,50,054	2,13,617
Total Machinery and Millwork . . "	—	—	—	—	—	2,72,020	2,95,235	2,01,933	2,39,189	4,52,310
MINERALS . . . Tons	90	10	9	4,200	36	..	865	1,100

ARTICLES	QUANTITY					VALUE				
	1924-25	1925-26	1926-27	1927-28	1928-29	1924-25	1925-26	1926-27	1927-28	1928-29
						R	R	R	R	R
MATCHES—										
Safety Gross of boxes	2,948,086	1,965,781	958,902	329,700	78,964	84,18,320	22,12,135	10,55,528	8,46,976	80,887
Other sorts "	552,150	324,751	2,234	4,68,949	2,50,864	2,850
Total Matches	3,497,186	2,290,532	956,236	329,700	78,964	40,77,269	24,62,799	10,57,378	8,46,976	50,887
MATCH-MAKING MATERIALS Lbs.	2,812,109	1,128,420	158,389	339,794	314,494	8,90,894	3,85,362	73,651	59,343	50,287
MATH AND MATTING, except										
GOIR AND RUBBER Sq. Yds.	138,559	422,718	389,385	463,345	800,175	80,220	1,64,749	2,70,382	1,55,510	1,98,337
METALS AND ORES—										
Aluminium—										
Wrought Cwts.	179	246	81	70	797	33,454	49,057	16,925	9,986	68,041
Brass, Bronze and similar										
alloys and manufactures										
thereof—										
Wrought—										
Mixed or yellow metal										
for sheathing "	541	2,097	52,029	54,395	62,029	27,729	1,10,064	25,91,348	26,96,214	31,00,064
Bars "	1,591	1,768	61,783	67,685
Sheets "	25	712	127	270	60	1,778	39,522	7,609	14,656	3,416
Wire "	2,576	8,685	1,002	518	939	1,74,540	2,37,351	56,846	29,511	53,313
Other sorts "	16,491	66,720	12,948	4,821	6,341	2,52,332	33,04,189	6,80,991	2,62,327	325,857
Total Brass, etc.	19,684	73,214	66,108	61,595	72,037	11,56,374	36,91,126	33,35,789	30,56,491	35,50,335
Copper "	30	56	59	64	32	3,917	5,267	5,819	4,800	3,242
Iron or Steel—										
Beams, Channels, pil-										
lars, girders and										
bridgework Tons	598	1,23,923	..
Sheets and plates "	13	372	522	8,845	1,23,491	1,02,655
Tubes, pipes and fittings										
—Wrought "	38	..	5	..	56	23,785
Other manufactures "	25	32	15	8	28	8,285	15,090	3,914	2,550	5,439
Total Iron or Steel "	25	32	28	978	588	8,285	15,095	7,769	2,50,020	1,91,929
Fin—										
Unwrought (blocks, etc.) Cwts.	400	38	137	..	66	59,121	6,567	35,435	..	9,825
Wrought (including										
plates) "	4	..	25	13	6	337	..	1,573	860	426
Zinc or spelter—										
Unwrought "	499	12,476
Wrought "	98	2,880	6,879	423	609	2,650	89,039	1,80,209	16,620	18,058
Other sorts "	5	168	..	5
Total Zinc or spelter "	98	2,880	7,378	423	609	2,818	89,039	1,92,692	16,620	18,038
Other metals "	30	240	340	748	648	5,328	4,787	61,739	27,348	21,968
Total Metals (ex-										
cluding ore) Tons	1,044	3,866	3,764	4,124	4,298	12,70,623	34,61,231	39,57,731	33,06,125	39,68,324
ORE—										
Animal—										
Fish oil Gals.	14,932	132,205	161,369	16,983	1,49,573	1,78,990
Essential "	11,361	10,791	12,906	16,320	17,917	96,193	1,23,201	1,44,270	1,03,340	1,05,232
Other sorts "	6,144	5,213	6,592	16	776	20,570	13,291	17,449	74	2,116
Total Oils "	17,505	16,004	34,230	148,541	179,962	1,16,763	1,41,497	1,78,702	2,52,987	2,86,337

No. 13—continued
 JAPAN—continued
 IMPORTS THEREFROM—continued

ARTICLES	QUANTITY					VALUE				
	1924-25	1925-26	1926-27	1927-28	1928-29	1924-25	1925-26	1926-27	1927-28	1928-29
PAINTS AND PAINTERS' MATERIALS—										
Paints and Colours—										
Red lead—										
Genuine, dry . . Cwts.	10,996	10,466	12,004	11,344	10,596	3,26,629	3,30,523	3,65,053	3,09,382	2,25,100
Reduced dry . . "	400	205	62	12,750	6,145	1,408
White lead—										
Genuine dry . . "	28	20	565	1,252	800	11,402
Zinc, white—										
Genuine, dry . . "	75	317	72	18	265	3,086	16,142	2,613	613	7,542
" moist . . "	366	349	70	60	128	13,065	13,530	2,642	2,327	3,733
Others . . . "	34	40	45	1,117	1,264	566
Total Zinc, White . . "	475	730	142	78	438	17,268	23,936	5,255	2,940	11,891
Other sorts . . . "	754	1,039	248	1,025	2,795	16,184	22,850	9,333	27,298	32,730
Total Paints and Colours . . "	12,593	12,466	12,394	12,447	14,456	3,74,083	3,89,304	3,80,541	3,40,120	2,22,579
Painters' materials . . Value	—	—	—	—	—	396	494	1,230	162	7,367
Total Paints and Painters' materials . . "	—	—	—	—	—	3,74,479	3,89,798	3,81,771	3,40,282	2,30,946
PAPER AND PASTEBOARD—										
Paper—										
Packing paper . . Cwts.	3,335	3,377	2,937	1,974	1,024	64,590	79,556	72,520	53,733	39,703
Writing paper and envelopes . . "	92	62	101	46	10	16,344	9,425	11,208	5,098	1,036
Other kinds of paper . . "	905	931	862	500	1,168	40,307	43,562	33,724	27,851	42,305
Paper manufactures . . "	1,016	2,108	1,608	1,740	3,014	83,953	1,22,831	1,61,411	1,71,023	1,99,992
Pasteboard, Millboard and Cardboard of all kinds—										
Straw boards . . . "	12,709	35,848	34,230	35,839	30,278	37,041	2,03,553	1,98,405	4,76,306	4,47,563
Other kinds . . . "	687	68	279	139	351	6,625	1,510	1,370	2,612	13,499
Total Pasteboard, Millboard and Cardboard of all kinds . . "	13,396	35,916	34,509	36,023	30,629	93,666	2,05,063	2,00,275	4,79,418	4,61,062
Total Paper and Pasteboard . . . "	18,744	42,389	40,017	60,233	36,475	3,04,369	4,60,403	4,79,223	7,37,173	7,50,033
PERFUMERY (not being PERFUMED SPIRITS) . . Value	—	—	—	—	—	4,010	12,446	10,513	22,935	6,991
PITCH AND TAR—										
Coal tar and pitch . . Cwts.	5,771	35,041	17,152	35,162	26,753	24,679	1,54,912	68,726	3,10,130	1,00,377
PRINTING AND LITHOGRAPHING MACHINERY AND MATERIALS (excluding PAPERS) . . Value										
	—	—	—	—	—	..	8,933	5,795	1,053	13,402
PRINTS, ENGRAVINGS AND PICTURES—										
Photographs and picture postcards . . . "	—	—	—	—	—	211	579	15,929	335	453
PROVISIONS AND OIL-MAN'S STORES (including FISH AND FRUITS AND VEGETABLES, CANNED OR BOTTLED)—										
Biscuits and cakes . . Cwts.	1,657	219	61	33	14	72,207	11,223	6,120	2,432	357
Canned and bottled provisions—										
Tinned or canned fish . . "	78	133	1,323	1,438	34	9,947	13,935	62,325	60,099	4,533
Other kinds . . . "	663	368	681	357	391	23,337	21,670	46,334	28,631	21,319
Confectionery . . . "	1,240	1,230	1,730	1,374	1,342	1,01,697	61,344	1,24,645	99,492	61,357
Farinaceous and patent foods . . . "	332	637	1,747	1,536	7,696	5,796	8,336	21,715	14,001	72,419
Isinglass . . . "	530	543	616	349	135	1,38,576	1,38,205	1,38,764	2,08,792	39,336
Other sorts of provisions . . . Value	—	—	—	—	—	31,735	50,343	42,404	50,030	33,957
Total Provisions and Oil-man's stores . . . "	—	—	—	—	—	3,35,296	3,25,374	4,42,307	4,64,177	2,50,293

IMPORTS THEREFROM—continued

ARTICLES	QUANTITY					VALUE				
	1924-25	1925-26	1926-27	1927-28	1928-29	1924-25	1925-26	1926-27	1927-28	1928-29
						R	R	R	R	R
RUBBER MANUFACTURES, Value	—	—	—	—	—	77,307	1,14,226	1,19,956	85,826	1,12,483
SMOKER'S REQUISITES (excluding TOBACCO) . . .	—	—	—	—	—	46,968	33,849	37,361	41,625	52,268
SOAP Cwts.	111	140	155	85	591	8,037	6,776	10,325	5,571	22,997
SPICES—										
Betelnuts Cwts.	78	534	998	93	..	1,810	14,788	19,975	1,400	..
Cassia "	540	608	2,142	589	338	9,770	12,780	44,915	11,683	5,556
Ginger "	7,312	5,481	1,456	1,879	5,869	3,27,759	2,40,534	58,629	44,974	1,27,250
Other sorts "	245	992	267	1,121	280	9,511	31,011	12,588	32,406	8,889
Total Spices "	8,175	7,643	4,953	3,182	6,482	3,48,350	2,99,111	1,36,082	91,463	2,01,695
STARCH AND FANINA—										
Starch Cwts.	2,386	2,133	287	2,592	5,135	32,160	26,048	3,178	22,356	37,722
STATIONERY (excluding PAPER)—										
Pencils (excluding slate pencils) Dozens	756,334	1,413,958	981,339	1,704,313	2,133,699	1,16,487	1,68,795	1,06,909	1,00,389	1,97,515
Other sorts Value	—	—	—	—	—	3,66,538	3,55,756	3,36,367	4,27,964	4,73,926
Total Stationery "	—	—	—	—	—	4,83,025	5,24,551	4,43,276	5,28,353	6,71,441
SUGAR—										
Sugar, 16 Dutch Standard and above Tons	..	30	31	127	265	30	6,170	7,644	25,391	58,503
Other kinds "	..	117	17,112
Total Sugar "	..	147	31	127	265	30	13,284	7,644	25,391	58,503

No. 13—continued

JAPAN—continued

IMPORTS THEREFROM—continued

ARTICLES	QUANTITY					VALUE				
	1924-25	1925-26	1926-27	1927-28	1928-29	1924-25	1925-26	1926-27	1927-28	1928-29
						R	R	R	R	R
TEA—										
Black Lbs.	12,498	2,717	3,746	6,225	45,727	5,168	3,304	2,004	3,640	21,170
Green "	87,377	1,948	6,895	30,854	20,999	37,552	1,502	6,868	15,024	16,294
Total Tea "	99,875	4,665	10,641	36,079	66,726	42,720	4,806	8,872	17,673	37,464
TEA-CHESTS, ENTIRE OR IN SECTIONS—										
Of wood Value	—	—	—	—	—	44,655	26,386	29,710	27,000	67,596
TEXTILES—										
Cotton—										
Raw Tons	10	39	32	395	—	12,355	56,898	55,641	4,11,893	761
Manufactures—										
Twist and yarn Lbs.	32,324,773	33,525,330	26,619,083	16,074,830	7,631,645	4,59,37,319	4,24,80,477	3,20,21,141	2,23,59,643	1,23,71,692
Blankets "	279,465	716,431	589,321	648,216	497,331	4,59,196	9,98,306	7,71,058	8,23,963	6,59,781
Canvas Yards	14,840	17,216	25,211	61,589	176,368	21,535	32,075	27,077	62,093	1,09,709
Handkerchiefs and shawls in the piece No.	127,944	177,952	540,141	630,434	1,144,430	26,300	21,529	26,633	46,487	87,990
Hosiery—										
Stockings and Underwear (s) Dozen Pairs	172,853	331,115	383,589	381,240	524,990	4,14,870	6,36,391	6,71,204	8,39,286	9,92,213
Othersorts Value	—	—	—	—	—	2,50,439	3,45,474	3,55,405	3,73,243	3,70,057
Total Hosiery "	—	—	—	—	—	85,55,455	1,11,82,464	1,17,66,316	1,13,53,336	1,25,19,313
Lace and patent net Yds.	7,500	5,320	36	19,318	90,400	4,434	2,456	28	5,973	23,624
Piece goods—										
Grey (unbleached)— Plain Grey Yards	108,993,044	123,427,965	126,320,304	130,946,037	207,105,302	4,05,30,301	4,23,68,159	3,53,60,150	4,67,65,413	5,21,71,007
Bordered Grey "	841,072	14,181,081	23,645,113	33,827,474	34,640,468	2,96,266	37,74,979	69,32,574	78,80,521	80,27,909
White (bleached) "	4,433,707	4,674,567	2,381,723	5,598,521	5,461,307	13,90,843	16,01,133	8,93,033	14,95,733	16,35,937
Coloured, printed, or dyed—										
Printed goods "	4,897,459	8,162,130	8,073,408	21,858,249	36,023,303	13,17,705	25,41,923	27,17,700	63,30,995	39,21,405
Dyed goods "	12,393,519	17,629,783	26,099,445	29,857,067	23,303,133	43,05,297	51,45,543	63,21,769	77,29,905	60,99,588
Woven coloured goods "	23,683,093	43,750,193	51,043,947	50,952,535	50,466,235	36,20,359	1,33,63,215	1,30,13,703	1,22,13,073	1,21,07,132
Fents of all descrip- tions "	720	—	13,249	13,575	337,179	242	—	6,232	4,135	66,003
Total Piece goods "	135,302,619	216,325,734	243,587,199	323,053,458	357,343,077	5,74,63,013	6,38,14,652	6,57,55,166	8,24,74,733	8,80,23,931
Rope Lbs.	747	1,903	11,039	17,212	1,462	1,645	3,749	13,416	23,255	1,922
Ihread, sewing "	41,905	87,233	37,550	9,477	4,271	49,629	1,11,314	33,745	12,906	14,373
Other sorts of man- ufactures Value	—	—	—	—	—	11,23,256	12,45,667	11,91,616	9,36,315	7,90,931
Total Cotton manufac- tures (including Twist and Yarn) "	—	—	—	—	—	11,36,47,372	12,48,33,689	11,16,16,251	11,30,33,794	11,55,13,621
Flax manufactures "						3,963	36,667	26,311	13,205	17,696
Haberdashery and Mill- nery—										
Lace and embroidery "	—	—	—	—	—	5,95,023	4,24,434	2,07,921	1,66,742	1,34,270
Towels not in the piece No.	1,132,164	2,765,275	1,932,372	3,477,133	2,753,531	5,59,397	12,34,930	6,62,972	12,92,463	3,92,334
Other sorts Value	—	—	—	—	—	4,57,173	6,50,631	6,07,356	7,43,619	6,38,333
Hemp manufactures (ex- cluding cordage) "						10,337	20,149	10,723	11,1355	3,737
Jute manufactures—										
Granny Cloth Yards	565,300	6,139,100	5,143,425	—	1,775,191	50,354	0,26,332	4,20,312	—	36,320
Other sorts Value	—	—	—	—	—	13,935	2,550	9,530	57	11,997

(a) Quantity recorded from 1925-26.

ARTICLES	QUANTITY					VALUE				
	1924-25	1925-26	1926-27	1927-28	1928-29	1924-25	1925-26	1926-27	1927-28	1928-29
						R	R	R	R	R
TEXTILES—continued										
Silk—										
Raw Lbs.	74,628	14,874	19,650	62,664	126,171	6,09,277	1,25,358	1,28,259	2,24,205	7,12,687
Waste "	57,974	..	11,180	3,600	..	1,34,231	..	18,868	1,925	..
Silk yarn, molls, and warps "	507,608	209,004	162,021	226,469	325,188	38,79,899	12,55,484	7,40,648	9,94,522	11,86,554
Manufactures—										
Goods of silk mixed with other materials Yards	291,254	680,217	867,351	1,054,788	1,245,994	4,09,368	8,20,453	11,01,079	13,47,068	16,08,201
Piece goods "	6,601,556	8,047,990	9,487,324	11,882,988	12,636,791	1,32,94,684	1,06,99,087	1,17,94,673	1,33,62,416	1,38,58,530
Thread or sewing Lbs.	754	4,581	4,653	3,328	20	7,180	96,125	95,536	55,425	96
Other sorts "	17,566	11,224	5,399	8,345	5,019	95,989	64,271	53,444	1,198	75,186
Total Silk manufactures (including Silk yarn, etc.) Value	—	—	—	—	—	1,76,86,620	1,29,45,420	1,37,85,380	1,57,60,629	1,67,23,567
Wool—										
Yarn and knitting wool Lbs.	2	1,160	1,684	3,668	..	5	8,291	7,724	5,815	..
Manufactures—										
Blankets "	..	41	24	12,907	5	..	73	70	17,519	5
Carpets and rugs "	127	295	2,160	26,357	634	694	982	3,343	77,005	1,011
Hosiery "	629	7,087	4,074	4,615	5,727	3,378	43,104	24,294	18,217	21,079
Piece goods Yards	1,947,887	2,061,368	1,289,361	1,414,022	325,588	11,92,514	19,90,731	9,97,775	10,82,276	2,51,755
Shawls No.	1,080	2,390	30,310	240	10,980	8,009	6,555	28,752	274	13,850
Other sorts Value	—	—	—	—	—	2,544	7,366	38,551	136	820
Total Woollen manufactures (including yarn and knitting wool) Value	—	—	—	—	—	12,02,144	20,57,102	11,00,509	12,01,242	2,88,020
Artificial silk—										
Artificial silk yarn Lbs.	6,600	7,331	70	..	200	52,489	47,006	312	..	418
Piece goods of cotton and artificial silk Yards	5,995	9,009	39,753	1,134,010	3,778,765	7,561	10,739	30,826	10,26,123	30,68,110
Other sorts Value	—	—	—	—	—	5,208	36,477	2,61,045	3,19,738	3,82,114
TOBACCO Lbs.	149	4,665	426	6,177	668	699	8,787	1,436	19,355	1,541
TOILET REQUISITES (NOT SPECIFIED ELSEWHERE) Value	—	—	—	—	—	3,44,024	3,59,318	3,05,977	4,02,346	4,40,510
TOYS AND REQUISITES FOR GAMES AND SPORTS including FISHING TACKLE—										
Toys "	—	—	—	—	—	13,71,363	11,69,614	10,95,229	13,32,339	16,21,226
Requisites for games, etc.—										
Playing cards "	—	—	—	—	—	149	743	8,314	6,639	1,918
Other sorts "	—	—	—	—	—	6,512	16,540	14,412	15,906	24,424
Total Toys "	—	—	—	—	—	13,78,024	11,76,797	11,18,455	13,54,884	16,47,568
UMBRELLAS AND UMBRELLA FITTINGS—										
Umbrellas, complete (including parasols and sunshades) No	21,757	8,839	7,447	66,801	8,747	30,275	13,576	10,735	33,150	17,521
Umbrella fittings "	—	—	—	—	—	13,69,764	13,10,547	14,27,468	15,88,935	10,97,915
Total Umbrellas and Umbrella fittings "	—	—	—	—	—	14,00,039	13,24,123	14,38,203	16,27,085	11,15,436
VEHICLES, excluding LOCOMOTIVES, ETC., FOR RAILWAYS—										
Carriages and carts not mechanically propelled and parts thereof (excluding railway carriages, trucks, etc.)—										
Carriages and carts not mechanically propelled (excluding railway carriages, trucks, etc.) No.	4,442	1,335	3,138	2,155	3,218	3,51,594	3,05,849	4,99,976	3,27,319	4,33,495
Parts of carriages and carts (excluding rubber tyres). Value										
Perambulators and children's go-carts and parts thereof "	—	—	—	—	—	28,957	29,486	33,611	57,190	44,340
Other sorts "	—	—	—	—	—	66	121	222	187	377
Total Carriages, etc. "	—	—	—	—	—	3,80,607	3,45,420	5,33,809	3,85,196	478,212
Cycles (other than motor cycles) and parts thereof and accessories "	—	—	—	—	—	67,614	45,236	67,578	94,821	2,74,666
Mechanically propelled Vehicles (excluding Railway Locomotives and tractors) "	—	—	—	—	—	23,704	23,778	1,59,290	1,04,019	1,17,855
Slips, parts of "	—	—	—	—	—	56,500	..	2,371	5,500	..
Total vehicles, etc. "	—	—	—	—	—	16,28,425	4,19,424	7,63,048	5,89,536	8,70,738

No. 13—continued

JAPAN—continued

IMPORTS THEREFROM—concluded

ARTICLES	QUANTITY					VALUE				
	1924-25	1925-26	1926-27	1927-28	1928-29	1924-25	1925-26	1926-27	1927-28	1928-29
WAX OF ALL KINDS, other than PARAFFIN WAX (excluding CANDLES) . Cwts.	1,996	1,202	1,461	1,908	1,604	1,08,499	63,099	76,878	1,02,218	84,213
WOOD AND TIMBER— Timber, other than railway sleepers (a) . Cub. Tons	9,711	—	—	—	—	5,28,334	—	—	—	—
Deal and pine wood	1,895	1,911	104	138	182	1,40,597	1,50,015	12,461	14,543	9,001
Teak wood	350	57,054
Other kinds of wood and timber Value	—	—	—	—	—	990	11,86,355	18,81,856	11,26,915	7,41,983
Manufactures of wood other than furniture and cabinetware	—	—	—	—	—	78,986	2,86,810	4,08,615	3,75,334	7,53,655
Total Wood and Timber	—	—	—	—	—	7,44,407	16,23,180	22,97,932	15,16,792	15,61,593
POSTAL ARTICLES NOT SPECIFIED	—	—	—	—	—	8,48,325	10,68,289	7,44,400	9,64,692	7,21,877
ALL OTHER ARTICLES OF MERCHANDISE	—	—	—	—	—	24,13,332	17,13,332	7,79,347	10,44,817	14,88,014
GRAND TOTAL	—	—	—	—	—	17,12,07,468	18,19,00,392	16,47,24,110	17,90,19,267	17,07,67,462

EXPORTS THERETO

INDIAN MERCHANDISE

ARTICLES	QUANTITY					VALUE				
	1924-25	1925-26	1926-27	1927-28	1928-29	1924-25	1925-26	1926-27	1927-28	1928-29
ANIMALS, LIVING No.	7	108	4,172	3,911	16,469	2,600	260	7,960	9,621	29,010
APPAREL (including DRAPERY, UNIFORMS, ACCOUTREMENTS, BUT excluding HOSIERY AND BOOTS AND SHOES) Value	—	—	—	—	—	14,298	6,119	8,417	1,000	1,086
CHEMICALS AND CHEMICAL PREPARATIONS (excluding CHEMICAL MANURES AND MEDICINES) Value	—	—	—	—	—	1,97,166	1,60,941	1,27,386	1,53,625	2,78,542
COAL AND COKE Tons	1,837	20	18,870	202
COIR, MANUFACTURED (excluding ROPE)	207	141	217	431	521	63,590	35,080	65,837	1,35,624	1,54,429
DRUGS AND MEDICINES (excluding CHEMICALS AND NARCOTICS) Value	—	—	—	—	—	67,622	81,388	47,796	11,277	25,422
DYEING AND TANNING SUBSTANCES—										
Cutch and gambler Cwts.	1,521	1,104	550	900	862	22,697	31,559	13,256	15,798	16,513
Indigo	647	33	30	61	64	2,04,735	4,023	3,700	12,804	14,198
Myrobalsam	23,484	23,062	29,796	24,731	16,640	1,33,017	1,66,253	1,34,369	1,37,937	94,348
Safflower	39	354	113	..	93	4,027	18,750	3,410	..	2,450
Other sorts	429	458	2,412	1,389	..	7,802	6,473	27,175	13,029
Total Dyeing and Tanning substances	25,741	24,982	21,945	28,104	19,044	2,64,476	2,23,937	1,61,268	1,35,714	1,45,588
FIBRE FOR BRUSHES AND BROOMS Tons	597	308	345	986	1,133	4,42,767	3,42,505	3,65,359	4,49,363	5,03,226
FODDER, BRAN AND POLLARDS	851	600	3	152	3	44,221	73,666	1,000	6,107	455
FRUITS AND VEGETABLES . Value	—	—	—	—	—	7,996	4,949	90	3,745	5,016
GRAIN, PULSE AND FLOUR—										
Barley Tons	7,606	8,06,973
Pulse	32,110	28,107	20,866	30,049	26,146	24,23,923	30,35,873	18,11,691	26,43,083	32,10,787
Rice not in the husk	223,372	285,445	121,032	150,265	7,694	3,63,06,341	4,17,68,463	1,79,71,811	2,25,62,250	10,06,662
Other sorts	4	101	8	4	12	1,165	7,255	2,139	744	2,514
Total Grain, Pulse and Flour	263,592	313,653	141,906	180,318	33,852	3,95,45,402	4,48,11,591	1,97,35,641	2,52,06,083	42,13,913

(a) Discontinued and included in "other kinds of wood and timber" from 1925-26.

EXPORTS THERE TO—continued

INDIAN MERCHANDISE—continued

ARTICLES	QUANTITY					VALUE				
	1924-25	1925-26	1926-27	1927-28	1928-29	1924-25	1925-26	1926-27	1927-28	1928-29
HIDES AND SKINS, RAW—										
Hides, raw—										
Cow hides	{ Tons 2 =No. =360	{ Tons 19 =3,520	{ Tons 10 =2,000	{ Tons 14 =2,800	{ Tons 13 =2,984	2,270	23,124	9,624	14,657	13,214
Skins, raw	{ Tons 1 =520	{ Tons 1 =1,250	{	{ .. =9,097	{ 1 =6,161					
Cuttings of Hides and skins (raw)	Tons 27	Tons 263	Tons 462	Tons 392	Tons 271	2,700	25,956	43,987	31,653	28,363
Horns, tips and pieces of Horn (a)	Cwts. 16,343	Cwts. 210	2,08,269	2,540
IVORY, UNMANUFACTURED	Lbs. 4,600	Lbs. 3,377	Lbs. 112	47,311	32,760	200
KAPOK	Cwts. 372	Cwts. 30	23,700	1,560
BAG—										
Button	18	18	15	..	52	3,924	2,640	2,025	..	3,230
Shell	20,030	13,359	16,821	17,219	25,990	39,43,470	28,54,193	19,31,330	25,37,441	33,74,323
Other kinds	7	62	29	3	6	1,199	3,396	3,000	312	720
Total Bag	20,055	13,389	16,865	17,222	26,048	39,46,593	28,60,735	19,36,905	25,37,753	33,83,323
LEATHER—										
Skins, tanned or dressed—										
Goat skins	{ Tons 4 =No. =12,300	{ Tons 4 =13,603	{ Tons 4 =10,350	{ Tons 1 =4,000	{ Tons 15 =49,000	16,200	17,520	22,455	4,300	36,380
Sheep skins	{ Tons 660 =No. =2,474,571	{ Tons 656 =2,466,960	{ Tons 582 =2,206,802	{ Tons 532 =1,902,725	{ Tons 693 =2,405,124					
Other skins	{ Tons .. =No. ..	{	{	{	{ .. =100	3,000
Total Skins, tanned or dressed	{ Tons 664 =No. =2,486,871	{ Tons 660 =2,480,563	{ Tons 586 =2,217,152	{ Tons 533 =1,906,725	{ Tons 708 =2,454,324	36,36,452	39,64,050	36,77,574	28,36,068	36,75,332
Cawroght	Cwts. ..	4	20	..	4	..	2,200	4,600	..	671
Liquors—										
Spirits	Gals. 40	12,136	..	332	..	85	19,115	..	2,161	..
MINURES—										
Bones, crushed	Ton 171	200	10	..	258	12,972	10,500	1,005	..	24,624
Bone meal	12,136	11,909	13,073	6,937	10,178	12,98,676	12,41,120	18,41,372	6,42,379	10,03,338
Fish manures and guano	104	11,333
Hornmeal (b)	..	1,327	1,249	1,559	3,125	..	3,10,752	2,04,500	2,53,833	4,69,075
Sulphate of Ammonia	2,931	3,500	..	1,000	..	5,36,530	6,29,927	..	1,70,000	..
Other kinds	65	850	200	1,735	4,402	4,477	57,771	13,359	95,492	3,68,929
Total Manures	15,457	16,286	14,532	11,231	17,983	18,84,238	22,59,130	15,60,746	11,61,704	18,06,466

(a) Figures prior to 1925-26 include "hornmeal"
 (b) Separately recorded from 1925-26.

No. 13—continued

JAPAN—continued

EXPORTS THEREOF—continued

INDIAN MERCHANDISE—continued

ARTICLES	QUANTITY					VALUE				
	1924-25	1925-26	1926-27	1927-28	1928-29	1924-25	1925-26	1926-27	1927-28	1928-29
METALS AND ORES—										
Chromite (Chrome Iron Ore) . . . Tons	94	33	..	R	R	R	R	R
Ferro manganese . . . "	627	844	633	1,21,736	1,86,887	6,624	1,239	..
Iron or Steel—										
Pig "	171,665	168,188	234,529	270,956	353,581	1,15,01,074	76,57,025	1,05,71,787	1,23,54,921	1,68,20,011
Other sorts "	1,963	..	31,142	47,436	70,717	28,633	..	13,97,004	14,98,563	18,99,832
Total Iron or Steel . . . "	173,628	168,188	265,671	318,392	424,298	1,15,29,707	76,57,025	1,19,68,791	1,38,53,484	1,87,19,843
Lead—										
Pig Cwts.	269,841	226,590	117,577	32,099	71,677	92,46,707	52,89,761	26,34,255	15,14,963	10,85,045
Manganese ore . . . Tons	250	..	20,510	3,282	..	10,500	..	5,16,884	59,451	..
Others "	..	556	639	332	115	3,320	41,332	13,194	7,362	4,751
Total Metals and Ores . . . "	188,003	189,918	293,476	326,144	427,997	1,79,11,910	1,31,75,455	1,52,71,141	1,54,36,498	1,98,09,641
MICA—										
Mica in blocks . . . Cwts.	106	336	389	497	539	43,435	1,10,544	1,40,316	1,69,873	1,83,073
" " splittings . . . "	2,695	1,751	2,544	2,540	5,151	1,93,760	1,07,506	1,48,605	1,23,043	1,57,666
OLDS—										
Essential—										
Sandalwood oil . . . Gals.	2,350	3,531	4,192	4,719	5,349	3,43,490	5,33,621	6,07,779	6,73,196	8,02,990
Lemon grass oil . . . "	1,023	2,025	1,540	2,267	2,414	16,542	39,413	29,756	33,464	33,016
Other sorts "	227	8	..	15,050	75	..
Total Essential oil . . . "	3,599	5,556	5,732	6,994	7,763	3,75,082	5,73,039	6,37,535	7,11,725	8,41,986
Other kinds "	184	14	109	65	42	436	89	381	285	141
Total Oils "	3,783	5,621	5,841	7,059	7,805	3,75,518	5,73,128	6,37,916	7,12,010	8,41,177
OILCAKES—										
Coconut cake . . . Tons	950	84,780
Cotton cake "	..	101	2,312	920	..	12	9,150	2,78,272	85,520	..
Groundnut cake . . . "	141	200	3,071	1,544	..	13,067	22,005	1,63,988	1,34,968	..
Rape and sesamum cake . . . "	49,198	46,446	35,536	31,313	36,695	41,81,061	39,51,356	30,84,379	28,66,562	34,54,321
Other sorts "	249	254	351	582	601	21,629	18,273	28,240	43,353	63,412
Total Oilcakes "	49,588	47,001	41,720	34,359	37,296	42,15,769	40,00,784	36,39,659	31,35,903	35,18,233
OPPIUM										
Chests	50	125	2,25,000	5,63,975
Cwts.	78	183
PAMAFEN WAX . . . Tons	3,559	215	..	2,660	1,125	16,19,445	1,00,100	..	12,10,284	5,11,375
PROVISIONS AND OILMAN'S STORES—										
Ghi Cwts.	106	78	105	113	71	11,015	7,333	10,848	10,724	6,333
Pickles, chutnies, and condiments . . . "	476	461	210	165	203	25,179	19,991	4,984	8,237	10,957
Other sorts of provisions Value	—	—	—	—	—	2,034	4,732	5,391	3,209	5,615
Total Provisions and Oilman's Stores . . . "	—	—	—	—	—	38,228	30,061	26,226	22,320	23,405

INDIAN MERCHANDISE—continued

ARTICLES	QUANTITY					VALUE				
	1924-25	1925-26	1926-27	1927-28	1928-29	1924-25	1925-26	1926-27	1927-28	1928-29
RUBBER, RAW . . . Lbs.	..	16,490	200,008	..	28,857	92,814
SEEDS—										
Non-essential—										
Castor . . . Tons	510	710	200	1,08,056	1,51,448	40,560
Linseed . . . "	1,355	2,361	3,257	7,789	19,683	3,64,328	5,96,728	7,05,112	15,80,507	41,32,812
Mustard . . . "	68	1	..	16,397
Poppy . . . "	13	..	29	3,325	125	10,004
Rape . . . "	2,998	25	..	700	100	6,94,498	5,454	..	1,61,136	22,525
Other sorts . . . "	2	3	..	1	5	1,077	3,216	3	333	3,111
Total Seeds . . . "	4,866	2,408	3,796	9,200	20,956	10,03,631	6,05,518	8,28,176	18,98,419	42,15,405
TEA, BLACK . . . Lbs.	12,245	86,068	2,984	1,705	2,738	14,894	49,230	2,594	1,502	2,108
TEXTILES—										
Cotton—										
Raw . . . Tons	298,455	372,227	328,673	220,495	287,508	45,83,13,205	47,47,41,491	34,39,65,118	21,98,58,853	29,02,62,440
Hemp—										
Raw . . . Cwts.	47	..	350	652	..	7,700
Jute—										
Raw . . . Tons	12,768	11,403	9,184	11,747	12,033	50,02,393	61,14,675	30,94,019	34,75,140	36,72,768
Manufactures—										
Gunny bags . . . No.	18,580,268	16,757,650	24,901,000	18,694,200	2,752,900	1,05,84,170	1,06,67,333	1,29,79,375	95,30,394	43,65,304
.. cloth . . . Yards	406,000	353,000	1,737,200	789,000	357,000	63,687	76,240	3,58,941	1,49,501	86,380
Other kinds . . . Value	—	—	—	—	—	50	2,337	1,64,398	1,24,629	78,348
Total Jute manufactures (including twist and yarn) . . . "	—	—	—	—	—	1,05,97,907	1,06,45,910	1,35,02,709	97,94,614	45,30,032
Wool—										
Raw . . . Lbs.	48,116	50	..	507	10,080	47,198	25	..	133	9,200
Manufactures—										
Carpets and rugs . . . "	237	112	100	..	6,400	375	80	230	..	43,980
ROBACON—										
Unmanufactured . . . Lbs.	1,600,063	1,547,980	848,539	2,715,279	3,297,905	4,16,002	3,32,268	3,72,034	9,94,576	13,98,569
VEHICLES (excluding LOCOMOTIVES, ETC., FOR RAILWAYS)—										
Parts of carriages and carts Value	—	—	—	—	—	12,000
WAX OF ALL KINDS, other than PARAFFIN WAX (excluding CANDLES) . . . Cwts.										
	9,766	69	9,530	1,500	..	2,22,183	7,040	2,19,677	34,125	..

No. 13—continued

JAPAN—continued

EXPORTS THEREOF—continued

INDIAN MERCHANDISE—concluded

ARTICLES	QUANTITY					VALUE				
	1924-25	1925-26	1926-27	1927-28	1928-29	1924-25	1925-26	1926-27	1927-28	1928-29
						R	R	R	R	R
WOOD AND TIMBER—										
Timber, other than railway sleepers—										
Teak wood . . . Cubic Tons	22	..	97	21	811	3,558	..	27,756	5,521	2,41,112
Sandal wood . . . Tons	18	35	10	4	28	81,040	61,040	29,740	7,140	49,697
POSTAL ARTICLES . . . Value	—	—	—	—	—	15,823	36,353	62,581	72,875	50,777
ALL OTHER ARTICLES OF MERCHANDISE . . . "	—	—	—	—	—	2,44,659	2,41,003	3,03,359	2,66,654	3,31,166
GRAND TOTAL . . . "	—	—	—	—	—	55,14,54,141	56,65,79,849	41,00,75,270	29,00,66,392	34,42,56,945

FOREIGN MERCHANDISE

ARTICLES	QUANTITY					VALUE				
	1924-25	1925-26	1926-27	1927-28	1928-29	1924-25	1925-26	1926-27	1927-28	1928-29
						R	R	R	R	R
APPAREL (including DRAPEY, UNIFORMS AND ACCOUTREMENTS, BUT excluding HOSIERY AND BOOTS AND SHOES) . Value	—	—	—	—	—	6,177	8,575	1,767	7,390	12,259
CHEMICALS AND CHEMICAL PREPARATIONS, ETC. . . "	—	—	—	—	—	8,500	14	15	450	140
COAL AND COKE . . . Tons	2,905	552	368	350	300	1,03,400	17,180	10,436	7,350	5,320
DRUGS AND MEDICINES (including CHEMICALS AND NARCOTICS) . . . Value	—	—	—	—	—	360	12,141	6,961	4,487	962
DYEING AND TANNING SUBSTANCES—										
Aniline Lbs.	3,094	55,235	4,000	1,904	..	10,816	1,31,489	10,000	4,590	—
Other sorts Value	—	—	—	—	—	..	135	7,410	4,350	500
Total Dyeing and Tanning substances "	—	—	—	—	—	10,816	1,31,624	17,410	8,940	500
FRUITS AND VEGETABLES . . . "	—	—	—	—	—	150	60	650	1,565	22,232
Total Glass and Glassware Value	—	—	—	—	—	25	3,430	4,667	2,112	2,348
GUMS AND RESINS—										
Arabic Cwts.	76	208	303	218	115	3,925	14,400	30,057	20,920	8,065
Other sorts "	1,344	1,009	1,184	4,812	2,796	91,825	51,425	93,370	3,09,932	2,09,781
Total Gums and Resins . . . "	1,420	1,272	1,487	5,030	2,911	95,650	65,825	1,23,427	4,20,852	2,17,846
HARDWARE (excluding CUTLERY AND ELECTRO-PLATED WARE) . Value	—	—	—	—	—	18,102	12,064	3,225	7,396	9,552
HIDES AND SKINS, RAW—										
Skins, raw { Tons	6,900
. { —No.	..	—828
INSTRUMENTS, APPARATUS, AND APPLIANCES AND PARTS THEREOF . . . Value	—	—	—	—	—	1,065	9,175	4,980	4,025	997
IVORY, UNMANUFACTURED . Lbs.	9,363	16,568	8,338	22,249	4,356	66,744	1,14,857	63,359	1,46,616	26,450
LEATHER—										
Skins, tanned or dressed { Tons	1	13,456
. { —No.	—2,307
LIQUORS—										
Spirit Gals.	10,541	18,477	9,120	3,968	2	17,153	29,805	13,877	8,620	116
MACHINERY AND MILL-WORK Value	—	—	—	—	—	29,716	20,009	9,345	34,776	10,026

No. 13—continued
 JAPAN—concluded
 EXPORTS THEREOF—concluded

FOREIGN MERCHANDISE—continued

ARTICLES	QUANTITY					VALUE				
	1924-25	1925-26	1926-27	1927-28	1928-29	1924-25	1925-26	1926-27	1927-28	1928-29
						₪	₪	₪	₪	₪
METALS AND ORES—										
Iron or Steel . . . Tons	485	41	3,218	10,618	26,369	10,008	17,500	97,308	7,07,115	11,45,961
Others "	1	1	..	800	75	28	2,211	230
Total Metals and Ores . . .	486	41	3,218	10,614	26,369	11,703	17,565	97,326	7,09,326	11,46,197
OILS Gals.	..	81,985	130,940	..	30,566	27,516
PROVISIONS AND OILMAN'S STORES (excluding FISH AND FRUITS AND VEGETABLES) . . . Cwts.	9	206	175	53	11	1,423	12,361	5,402	2,681	532
SPICES—										
Cloves "	281	552	117	18,348	36,500	8,050
TEXTILES—										
Cotton—										
Raw Tons	7,628	6,071	1,072	220	176	1,60,89,922	1,33,63,480	21,74,670	4,61,360	3,15,300
Twist and Yarn . . Lbs.	..	400	50,000	460	43,500
Piece goods—										
Grey (unbleached) Yards	172,820	1,925	..	120	40	75,125	687	..	36	15
White (bleached) . . "	250	205	50	93
Coloured, printed, or dyed . . "	2,825	81	27,495	1,020	111	9,982
Total Piece goods . . .	172,820	1,925	2,825	451	27,747	75,125	687	1,020	197	10,078
Other sorts of manufactures . . Value	—	—	—	—	—	2,445	225	1,249	45	50
Total cotton manufactures (including twist and yarn) . . .	—	—	—	—	—	77,570	1,381	45,769	242	10,120
Haberdashery and millinery . . . "	—	—	—	—	—	1,877	11,921	60	4,191	900
WOOL—										
Raw Lbs.	112	672	13,776	50	600	9,000
Woolen manufactures—										
Piece goods . . . Yards	7,688	6,624
Other sorts . . . Value	—	—	—	—	—	11,000	11,040
Total Woolen manufactures . . .	—	—	—	—	—	6,624	11,000	11,040
TOYS AND REQUISITES FOR GAMES AND SPORTS including FISHING TACKLE (other than FIREARMS) . . .	—	—	—	—	—	5,857	712	1,050	78	1,575
VEHICLES (excluding LOCOMOTIVES, ETC., FOR RAILWAYS)—										
Carriages and carts (excluding Railway Carriages) and parts thereof . . "	—	—	—	—	—	547	16,600	4,926	..	670
Other sorts . . . "	—	—	—	—	—	400	2,390	..
POSTAL ARTICLES . . .	—	—	—	—	—	2,130	588	1,030	10,404	3,839
ALL OTHER ARTICLES OF MERCHANDISE . . .	—	—	—	—	—	8,147	12,696	16,904	17,162	36,983
GRAND TOTAL . . .	—	—	—	—	—	1,65,73,506	1,29,46,379	26,27,250	18,74,653	18,86,411
GRAND TOTAL OF INDIAN AND FOREIGN MERCHANDISE . . .	—	—	—	—	—	56,80,27,647	57,95,26,028	41,27,02,520	29,10,40,985	34,61,43,856

No. 13 -continued

EGYPT

IMPORTS THEREFROM

ARTICLES	QUANTITY					VALUE				
	1924-25	1925-26	1926-27	1927-28	1928-29	1924-25	1925-26	1926-27	1927-28	1928-29
ANIMALS, LIVING—						R	R	R	R	R
Horses No.	23	..	35	15,425	..	14,200
Other kinds "	13	..	3	4,741	..	350
Total Animals, living . . "	36	..	38	20,166	..	14,550
BOOKS, PRINTED, AND PRINTED MATTER (not being STATIONERY), including MAPS AND CHARTS . Cwts.	250	256	154	506	204	34,406	26,405	20,116	32,483	20,773
BUILDING AND ENGINEERING MATERIALS—										
Asphalt Tons	2,010	3,130	1,73,195	7,23,244
COAL AND COKE "	181	5,110	..
DRUGS AND MEDICINES (excluding CHEMICALS AND NARCOTICS) . Value	—	—	—	—	—	5,061	25,654	5,448	12,061	26,659
FRUITS AND VEGETABLES—										
Fruits and vegetables : dried, salted, or preserved—										
Almonds Tons	48	20	137	195	211	30,197	19,218	76,302	1,15,070	1,28,814
Other sorts "	203	19	6	23	326	93,455	7,260	2,605	6,407	32,944
Total fruits and vegetables : dried, salted, or preserved "	250	39	143	218	537	1,28,652	25,478	78,907	1,21,477	1,61,758
Other sorts Value	—	—	—	—	—	..	504	11,409	1,235	5,830
Total Fruits and Vegetables "	—	—	—	—	—	1,28,652	25,982	90,406	1,22,712	1,67,588
FURNITURE AND CABINETRY "	—	—	—	—	—	692	140	399	24,299	812
GRAIN, PULSES AND FLOUR—										
Rice in the husk . . . Tons	160	26,865
GUMS AND RESINS—										
Arabic Cwts.	859	848	1,629	24,350	24,054	44,363
Other sorts "	50	94	7,068	5,667
Total Gums and Resins . . "	859	898	1,723	24,350	31,122	50,029
HIDES AND SKINS, RAW—										
Hides, raw { Tons	52	1	21	2	2	62,029	840	20,756	5,845	3,102
{ -No.	27,718	60	13,867	5,007	1,654					
Skins .. { Tons	122	116	85	11	61	2,96,900	2,97,111	1,00,911	11,313	70,432
{ -No.	386,671	317,979	93,586	21,558	137,437					
JEWELLERY, (excluding IMITATION JEWELLERY, AND PRECIOUS STONES AND PEARLS UNSET), ALSO PLATS OF GOLD AND SILVER—										
Jewellery Value	—	—	—	—	—	1,023	749	609	11,500	263
Plats of gold and silver . . "	—	—	—	—	—	4,152	..	362	5,946	1,898
Total Jewellery "	—	—	—	—	—	5,175	749	971	17,446	1,061
Liquors, including Denatured and Perfumed spirits . Gals.	1,369	298	964	323	85	13,205	1,594	8,157	1,216	606

No. 13—continued
EGYPT—continued

IMPORTS THEREFROM—continued

ARTICLES	QUANTITY					VALUE				
	1924-25	1925-26	1926-27	1927-28	1928-29	1924-25	1925-26	1926-27	1927-28	1928-29
						R	R	R	R	R
MACHINERY AND MILLWORK Value	—	—	—	—	—	40,181	298	885	1,779	1,785
OILS—										
Mineral—										
Fuel oils . . . Gals.	..	49,585	13,000
Kerosene . . . "	1,885,489	809,489	30,92,855	6,07,117
Paints and Painters materials—										
Paints and Colours Cwts.	4	29	..	5,567	..	90	1,419	..	28,376	..
Printing and Lithographing machinery and materials . . . Value	—	—	—	—	—	8,748	815	400	16,115	14,675
SALT Tons	146,846	118,499	182,455	123,212	114,187	37,64,393	23,09,736	30,02,366	34,73,650	26,75,247
SMOKERS' REQUISITES (excluding TOBACCO) . . . Value	—	—	—	—	—	2,375	10,422	9,745	4,851	11,248
SUGAR—										
Sugar, 16 Dutch Standard and above . . . Tons	187	277	88,416	55,431	..	197	..
TEXTILES—										
Cotton—										
Raw "	198	78	252	559	294	5,23,270	2,17,272	3,45,869	3,35,833	6,94,956
Jute—										
Manufactures—										
Gunny cloth . . . Yards	35,100	741,060	836,775	3,449	81,849	1,04,845
Silk waste Lbs.	18,783	29,342
Wool—										
Manufactures . . . Value	—	—	—	—	—	3,821	3,315	10,083	962	959
TOBACCO—										
Unmanufactured . . . Lbs.	6,594	19,406	9,896	32,730	1,608	14,822	38,128	49,132	42,993	2,768
Manufactured—										
Cigarettes . . . "	8,287	10,932	9,429	8,489	5,167	71,370	92,038	83,410	80,436	54,211
Other sorts . . . "	20	14,417	..	99	14,110	..
Total Tobacco . . . "	14,901	30,338	18,825	55,636	6,775	86,991	1,30,166	1,32,542	1,37,539	56,979
TOYS AND REQUISITES FOR GAMES AND SPORTS . . . Value	—	—	—	—	—	50	1,030	3,991	49,707	121
VEHICLES, excluding LOCOMOTIVES, ETC., FOR RAILWAYS—										
Mechanically propelled vehicles (excluding railway locomotives and tractors) . . . "	—	—	—	—	—	24,298	..	15,495	1,791	34,021
POSTAL ARTICLES NOT SPECIFIED . . . "	—	—	—	—	—	1,38,699	2,37,378	1,67,703	2,39,962	2,33,253
ALL OTHER ARTICLES OF MERCHANDISE . . . "	—	—	—	—	—	82,661	45,349	56,212	51,639	60,643
GRAND TOTAL . . . "	—	—	—	—	—	64,29,380	40,92,508	42,11,277	52,86,483	48,78,653

EXPORTS THEREOF
INDIAN MERCHANDISE

ARTICLES	QUANTITY					VALUE				
	1924-25	1925-26	1926-27	1927-28	1928-29	1924-25	1925-26	1926-27	1927-28	1928-29
						R	R	R	R	R
APPAREL (including DRAPERY, UNIFORMS, ACCOUTREMENTS BUT excluding HOSIERY AND BOOTS AND SHOES) . . . Value	—	—	—	—	—	28,471	34,900	21,611	23,132	25,642
ART, WORKS OF . . . "	—	—	—	—	—	12,000	100	1,010	555	5,592
BOOKS, PRINTED, AND PRINTED MATTER (not being STATIONERY), including MAPS AND CHARTS . . . Cwts.	4	..	6	2	19	1,300	40	1,105	140	6,216
BOOTS AND SHOES . . . Pairs	504	..	1,300	6,321	30,998	3,790	..	9,900	46,902	2,33,037
CANS AND BOTTLES . . . Cwts.	464	323	117	..	28	10,900	18,950	5,625	..	1,867
COAL AND COKE . . . Tons	105,711	13,30,340
COIR, MANUFACTURED (excluding ROPE) . . . "	54	29	17	14	2	21,275	12,000	7,620	5,680	1,023
DRUGS AND MEDICINES (excluding CHEMICALS AND HORMONES) . . . Value	—	—	—	—	—	21,965	12,549	19,753	32,424	37,369

No. 13—continued
 EGYPT—continued
 EXPORTS THEREOF—continued

INDIAN MERCHANDISE—continued

ARTICLES	QUANTITY					VALUE				
	1924-25	1925-26	1926-27	1927-28	1928-29	1924-25	1925-26	1926-27	1927-28	1928-29
						£	£	£	£	£
DYEING AND TANNING SUBSTANCES—										
Indigo Cwts.	685	538	225	172	69	1,61,068	1,27,203	53,371	39,995	15,467
Myrobalsam "	2,127	16	1,788	1,227	196	11,503	300	8,680	9,848	1,216
Turmeric "	1,327	1,702	1,578	49	1,097	35,140	39,002	32,717	610	22,839
Other sorts "	1,230	669	744	1,026	1,482	52,840	19,360	25,520	43,750	54,210
Total Dyeing and Tanning substances "	5,379	2,925	4,330	2,474	2,754	2,61,051	1,66,765	1,10,088	93,703	93,472
FODDER, BEAN, AND POLLARDS (excluding oil cake) Tons										
	223	105	1,508	..	79	11,039	11,680	61,038	..	8,160
FRUITS AND VEGETABLES—										
Fruits and vegetables : dried, salted, or preserved, all sorts "	509	955	725	996	964	1,07,473	1,76,920	1,61,244	1,67,633	1,79,233
GRAIN, PULSE, AND FLOUR—										
Barley "	7,799	3,521	2	30	..	3,93,191	4,52,295	400	8,200	..
Jowar and Bajra "	..	892	708	195	..	13	1,03,599	83,981	22,844	..
Maize "	..	208	19,240
Pulse—										
Beans "	..	23	22	..	5,000	..	154	5,235
Gram "	7,196	9,026	5,888	6,069	4,571	9,13,838	12,79,643	9,89,816	9,49,416	7,95,792
Lentils "	143	5,837	329	65	24	41,864	13,79,013	88,284	14,902	7,223
Pulse, other sorts "	323	856	550	531	392	1,25,497	1,44,768	97,734	96,116	67,142
Total Pulse "	8,167	15,792	6,767	6,705	4,909	10,32,199	23,02,422	11,75,784	10,60,590	8,73,392
Rice, not in the husk "	33,069	73,375	56,674	24,326	40,301	1,30,99,322	1,12,39,469	92,81,388	33,75,716	55,03,079
Wheat "	50,848	25,908	3,511	192	2,205	96,86,373	41,67,251	5,10,959	23,725	14,33,700
.. flour "	27,755	14,326	15,830	11,191	11,787	59,67,537	32,03,704	32,87,948	23,02,433	24,63,039
Other sorts "	2	40	10	180
Total Grain, Pulse, and Flour "	136,633	134,617	82,492	43,139	64,204	3,07,23,373	2,19,93,979	1,44,45,305	72,96,516	1,02,30,390
HIDES AND SKINS, RAW—										
Hides, raw } Tons	437	603	535	631	610	2,39,703	4,25,497	3,23,046	4,25,771	4,70,400
.. } =No.	—64,416	—58,511	—45,133	—54,905	—52,891					
LAC—										
Shell Cwts.	227	1,064	403	326	671	42,370	1,58,573	40,314	1,24,921	31,790
LEATHER—										
Hides, tanned or dressed } Tons	8	..	1	1	1	43,425	..	1,604	1,600	2,000
.. } =No.	—2,927	..	—102	—160	—190					
Unwrought Cwts.	..	1	..	40	400	..	4,760	..
METALS AND ORES—										
Brass, Bronze and similar alloys, wrought "	30	34	46	49	68	5,735	7,730	10,319	9,376	12,325
Iron, pig Tons	20	766	316	329	1,275	1,319	34,477	36,692	37,369	57,372
Other sorts of metals "	2	1,000	..	950	190	444
Total Metals and Ores "	31	766	313	332	1,280	8,104	42,257	47,961	46,915	70,641
OILS—										
Essential Gals.	595	566	245	379	366	24,058	27,050	10,950	23,000	18,423
Mineral—										
Dangerous petroleum flashing below 76° F.—										
Benzine and petrol "	2,939,203	1,403,000	33,62,353	15,84,000
Vegetable, non-essential "	..	103	53	113	420	..	245	167	325	930
Total Oils "	2,939,797	1,403,669	298	602	786	33,66,911	16,11,395	11,117	22,325	19,353

No. 13—continued
EGYPT—continued
EXPORTS THEREOF—continued

INDIAN MERCHANDISE—continued

ARTICLES	QUANTITY					VALUE				
	1924-25	1925-26	1926-27	1927-28	1928-29	1924-25	1925-26	1926-27	1927-28	1928-29
PARAFFIN WAX . . . Tons	30	118	115	180	170	₪ 13,650	₪ 53,500	₪ 52,325	₪ 81,000	₪ 77,350
PERFUMERY (not being perfumed spirits) . . . Value	—	—	—	—	—	185	5,215	4,565	17,960	8,577
PROVISIONS AND OILMAN'S STORES (including FISH, AND FRUITS AND VEGETABLES, CANNED OR BOTTLED)—										
Ghl Cwt.	1	14	76	70	21	100	1,480	6,085	7,020	2,430
Other sorts of provisions Value	—	—	—	—	—	2,890	2,429	3,159	11,743	24,617
Total Provisions and Oilman's stores (including fish, and fruits and vegetables, canned or bottled) "	—	—	—	—	—	2,990	3,909	9,244	18,763	27,047
SEEDS—										
Oil-seeds—										
Essential—										
Cummin (other than black) Tons	35	3	20,810	2,000	..	217	130
Fenugreek "	234	..	1	..	10	67,516	224	..	295	1,998
Other sorts "	7	1	2	7	7	2,878	770	1,147	3,427	2,698
Total Seeds, Essential "	276	4	3	8	17	91,304	2,994	1,364	3,722	4,826
Non-essential—										
Castor "	900	2,40,887
Cotton "	8,240	3,290	7,000	..	8,700	9,23,725	3,41,337	5,52,500	..	7,18,745
Groundnuts "	398	84	41	2,171	121	1,05,416	25,899	17,203	5,14,200	41,844
Linseed "	9,627	1,273	1	1,285	2,727	25,17,640	2,92,180	630	2,28,300	5,37,540
Poppy "	..	305	79,000
Rape "	2,525	5,97,898
Sesamum (oil or jinjil) "	1,498	3,510	183	376	902	4,91,752	12,42,663	53,358	8,29,225	3,10,707
Other sorts "	3	1	1,600	360
Total Seeds, Non-Essential "	23,181	8,468	7,235	4,382	12,450	48,70,018	19,81,448	6,23,691	10,70,734	16,05,836
Other than oil-seeds "	19	6	8	2	..	10,877	2,620	2,560	765	..
Total Seeds "	23,476	8,474	7,238	4,384	12,467	49,82,099	19,87,068	6,27,615	10,75,221	16,12,662
SPICES—										
Cardamoms Cwt.	76	68	86	234	195	23,435	25,527	19,850	55,217	42,152
Ginger "	568	776	263	428	362	30,161	36,400	10,200	15,499	14,727
Pepper "	720	6,310	6,234	13,216	6,824	28,442	4,02,960	4,18,346	9,77,416	5,15,427
Other sorts "	14	3	11	417	883	1,100	87	295	11,449	20,770
Total Spices "	1,378	7,661	6,649	14,295	8,264	83,138	4,64,964	4,48,691	10,59,581	5,98,076
TEA, BLACK Lbs.	2,714,573	3,570,434	2,900,259	2,175,758	3,288,085	22,92,366	23,39,668	24,20,477	16,66,795	24,41,356
TEXTILES—										
Cotton—										
Twist and yarn "	6,666,618	5,095,160	5,064,450	5,115,850	4,167,862	67,13,515	47,92,717	40,13,254	38,59,914	36,94,970
Manufactures—										
Handkerchiefs and shawls in the piece No.	31,010	26,358	18,384	4,680	1,960	27,500	20,082	6,600	2,050	1,600
Piece goods—										
Grey (unbleached) Yards	105,513	372,650	372,270	1,310,262	774,300	32,424	95,798	2,24,480	3,19,000	1,77,640
White (bleached) "	9,260	56,400	515,920	243,240	9,503	4,970	15,637	1,43,574	54,229	2,400
Coloured, printed, or dyed "	1,768,610	2,336,756	3,027,339	1,182,458	53,960	5,43,359	6,02,069	5,41,721	3,39,307	15,059
Total Piece goods "	1,883,383	2,765,806	3,415,529	2,688,960	837,260	5,85,753	7,13,504	9,09,725	7,63,036	1,96,099
Other sorts of manufactures Value	—	—	—	—	—	4,450	6,930	4,300	4,566	2,275
Total Cotton manufactures (including twist and yarn) "	—	—	—	—	—	73,41,218	55,33,233	49,33,779	46,29,508	38,36,144
Haberdashery and Millinery "	—	—	—	—	—	11,653	9,578	13,849	10,660	3,637
Hemp (chiefly sisal), raw Cwt.	3,396	1,922	1,250	2,501	..	86,984	60,810	29,000	37,000	..
Jute—										
Raw Tons	3,928	4,656	6,050	12,759	12,664	16,96,310	25,82,066	24,59,127	44,58,700	44,94,127
Twist and yarn Lbs.	12,000	4,675

No. 13—continued
EGYPT—continued
EXPORTS THERE TO—continued

INDIAN MERCHANDISE—concluded

ARTICLES	QUANTITY					VALUE				
	1924-25	1925-26	1926-27	1927-28	1928-29	1924-25	1925-26	1926-27	1927-28	1928-29
TEXTILES—continued										
Jute—continued										
Manufactures—										
Gunny bags . . . No.	13,499,450	11,451,700	14,414,050	14,210,558	15,090,975	R	R	R	R	R
" cloth . . . Yards	5,296,000	3,682,000	2,807,900	3,575,300	3,530,200	84,10,474	79,89,328	75,63,112	77,11,070	79,42,402
Rope and twine . . Cwts.	127	143	74	83	64	13,21,460	10,63,129	6,47,501	9,82,444	7,74,338
Other kinds . . . Value	—	—	—	—	—	4,574	5,970	2,382	2,050	1,237
Total Jute manufactures (including twist and yarn) . . . "	—	—	—	—	—	1,732
SILK MANUFACTURES . . . "	—	—	—	—	—	97,51,905	80,98,427	82,12,095	93,05,570	87,18,027
Wool Manufactures—										
Carpets and floor-rugs Lbs.	5,744	329	5,047	88,413	27,714	24,300	1,201	27,892	84,825	57,052
Other sorts . . . Value	—	—	—	—	—	950	27,770	250	4,650	—
Total Woolen manufactures . . . "	—	—	—	—	—	24,300	2,151	55,662	85,075	61,702
TOBACCO—										
Unmanufactured . . Lbs.	..	1,276	..	5,488	1,025	..	2,341	..
Manufactured—										
Cigars . . . "	2,600	2,085	2,815	2,374	3,070	6,302	4,999	6,811	5,112	6,453
Other sorts . . . "	..	192	583	43	40	500	106	..
Total Tobacco . . . "	2,600	3,553	3,347	7,905	3,070	6,302	6,064	6,811	7,559	6,453
TOYS AND REQUISITES FOR GAMES AND SPORTS including FISHING TACKLE (other than FIRE-ARMS) . . . Value	—	—	—	—	—	15,502	6,693	2,635	6,235	2,242
WOOD AND TIMBER—										
Timber, other than railway sleepers—										
Teakwood . . . Cubic Tons	342	770	266	22	299	95,129	2,09,377	75,406	6,676	89,055
Other timber * . . . "	12	—	—	—	—	3,498	—	—	—	—
Sandal wood . . . "	11	4	6	5	8	13,905	7,400	10,150	9,600	12,353
Other kinds of wood and timber† Value	—	—	—	—	—	—	1,505	3,277	2,685	2,390
Total Wood and timber . . . "	—	—	—	—	—	1,12,532	2,18,282	88,833	18,961	1,04,893
POSTAL ARTICLES . . . "	—	—	—	—	—	2,04,249	2,93,002	3,02,942	3,30,521	3,00,053
ALL OTHER ARTICLES OF MERCHANDISE . . . "	—	—	—	—	—	1,12,374	1,35,075	1,55,767	1,30,358	1,92,547
GRAND TOTAL . . . "	—	—	—	—	—	6,18,05,992	4,74,57,877	3,64,32,796	3,06,26,643	3,40,65,843

FOREIGN MERCHANDISE

ARTICLES	QUANTITY					VALUE				
	1924-25	1925-26	1926-27	1927-28	1928-29	1924-25	1925-26	1926-27	1927-28	1928-29
ANIMALS, LIVING—										
Horses . . . No.	..	3	7	9,000	17,000
APPAREL (including DRAPEY, UNIFORMS, AND ACCOUTREMENTS, BUT excluding HOSIERY AND BOOTS AND SHOES) . . . Value	—	—	—	—	—	19,157	5,350	18,860	41,442	19,924
BOOTS AND SHOES . . . Pairs	528	62	583	4,294	25	3,853	425	1,331	20,164	100
CANES AND BATTANS . . Cwts.	293	619	365	350	252	16,383	33,235	17,852	18,280	10,440
COAL AND COKE . . . Tons	7,089	930	840	1,55,214	28,400	7,480
DRUGS AND MEDICINES (excluding CHEMICALS AND NARCOTICS)—										
Cassia lignea (a) . . Cwts.	422	72	29	—	—	9,713	1,080	700	—	—
Other sorts of drugs and medicines . . Value	—	—	—	—	—	5,115	4,925	5,124	17,378	8,080
Total Drugs and Medicines . . . "	—	—	—	—	—	14,828	6,005	5,824	17,378	8,080
EARthenware AND PORCELAIN . . . "	—	—	—	—	—	700	5,350
FRUITS AND VEGETABLES—										
Fruits and vegetables dried, salted, or preserved . . . Tons	446	374	298	701	70	2,73,954	2,01,320	1,82,187	3,11,036	51,787
GLASS AND GLASSWARE . Value	—	—	—	—	—	14,574	7,061	50	1,145	690

*Included in "Other kinds of Wood and Timber" from 1925-26.
 (a) Separately recorded under "Spices" from 1927-28.
 † Separately recorded from 1925-26.

FOREIGN MERCHANDISE—continued

ARTICLES	QUANTITY					VALUE				
	1924-25	1925-26	1926-27	1927-28	1928-29	1924-25	1925-26	1926-27	1927-28	1928-29
GUMS AND RESINS . Owt.	10	7	84	150	70	394	375	5,245	10,290	3,812
HARDWARE, EXCLUDING CUTLERY AND ELECTROPLATED WARE . Value	—	—	—	—	—	2,110	640	..	680	5,027
MACHINERY AND MILLWORK . "	—	—	—	—	—	480	15,000	50	4,685	848
METALS AND ORES . Tons	1	2	6,975	360	16	1,285	1,669
OILS . Gals.	158,006	153,982	..	39,709	33,824	..
PERFUMERY (not being PERFUMED SPIRITS) . Value	—	—	—	—	—	3,708	2,309	7,931	2,070	12,478
SPICES—										
Cloves . Owt.	15	..	16	31	1	1,100	..	1,190	1,900	90
Other sorts . "	152	12	3	102	378	4,136	1,530	600	5,496	13,940
Total Spices . "	167	12	19	223	374	5,236	1,530	1,790	7,396	14,030
STATIONERY (excluding PAPER) . Value	—	—	—	—	—	25	..	7,400	10,505	1,404
TEXTILES—										
Cotton—										
Twist and yarn . "	3,700	24,056	5,800	32,100	2,400	6,450	28,574	10,275	33,708	2,975
Manufactures—										
Piece goods—										
Grey (unbleached) Yards	1,085,400	350,302	267,300	70,200	..	4,39,394	1,25,632	89,740	19,030	..
White (bleached) . "	..	39,084	16,849
Coloured, printed, or dyed . "	1,700	2,980	..	1,976	6,200	1,250	1,100	..	1,518	1,850
Fents of all descriptions . "	..	100	50
Total piece goods . "	1,087,100	372,366	267,300	72,176	6,200	4,40,644	1,43,641	89,740	20,548	1,850
Other sorts . Value	—	—	—	—	—	3,600	2,350	1,000
Total Cotton manufactures (including twist and yarn) . "	—	—	—	—	—	4,50,644	1,32,115	99,015	56,606	5,825
Haberdashery and Millinery . "	—	—	—	—	—	4,028	2,000	17,944	18,500	3,500
Wool, raw . Lbs.	39,470	38,900
Woolen Manufactures . Value	—	—	—	—	—	1,80,770	4,17,453	5,02,525	1,93,239	1,27,602
TOBACCO—										
Unmanufactured . Lbs.	102,958	1,14,260
Manufactured . "	699	608	24	748	..	2,628	2,008	750	2,835	..
Total Tobacco . "	103,657	608	24	748	..	1,16,888	2,008	750	2,835	..
TOTE AND REQUISITES FOR GAMES AND SPORTS, including FISHING TACKLE (other than FIREARMS) . Value	—	—	—	—	—	5,208	45	1,635	3,460	861
POSTAL ARTICLES . "	—	—	—	—	—	41,459	41,179	38,521	41,317	39,455
ALL OTHER ARTICLES OF MERCHANDISE . "	—	—	—	—	—	22,568	14,238	21,020	60,777	35,125
GRAND TOTAL . "	—	—	—	—	—	14,09,733	9,76,946	9,88,366	8,39,286	3,42,247
GRAND TOTAL OF INDIAN AND FOREIGN MERCHANDISE . "	—	—	—	—	—	6,32,15,725	4,84,34,723	3,74,21,162	3,14,65,929	3,44,08,090

No. 13—continued

TRIPOLI

IMPORTS THEREFROM

ARTICLES	QUANTITY					VALUE				
	1924-25	1925-26	1926-27	1927-28	1928-29	1924-25	1925-26	1926-27	1927-28	1928-29
Salt Tons	24,981	R	R	R	R	R
ALL OTHER ARTICLES OF MER- CHANDISE Value	—	—	—	—	—	495	305
GRAND TOTAL	—	—	—	—	—	495	5,42,979

EXPORTS THERETO

INDIAN MERCHANDISE

ARTICLES	QUANTITY					VALUE				
	1924-25	1925-26	1926-27	1927-28	1928-29	1924-25	1925-26	1926-27	1927-28	1928-29
APPAREL (including DRA- PEY, UNIFORMS, AC- COUTREMENTS BUT ex- cluding HOSIERY AND BOOTS AND SHOES) Value	—	—	—	—	—	R	R	R	R	R
						11,850	4,100
DYEING AND TANNING SUBSTANCES—										
Turmeric (Wts.)	811	400	100	..	100	10,789	11,300	1,800	..	2,200
GRAIN, PULSE AND FLOUR—										
Barley Tons	8,000	2,70,000
Wheat "	840	47,500
TEA Lbs.	10,188	18,369	8,800	..	1,250	10,666	16,077	8,389	..	937
TEXTILES—										
COTTON—										
Twist and yarn	6,000	10,400	2,800	26,000	..	4,988	7,800	2,800	16,315
ALL OTHER ARTICLES OF MERCHANDISE Value	—	—	—	—	—	..	5,023
GRAND TOTAL	—	—	—	—	—	3,50,752	41,488	17,489	2,800	19,452

FOREIGN MERCHANDISE

ARTICLES	QUANTITY					VALUE				
	1924-25	1925-26	1926-27	1927-28	1928-29	1924-25	1925-26	1926-27	1927-28	1928-29
TOTAL VALUE	—	—	—	—	—	R	R	R	R	R
						2,500
GRAND TOTAL OF IN- DIAN AND FOREIGN MERCHANDISE	—	—	—	—	—	3,50,752	41,488	20,589	2,800	19,452

TUNIS

IMPORTS THEREFROM

ARTICLES	QUANTITY					VALUE				
	1924-25	1925-26	1926-27	1927-28	1928-29	1924-25	1925-26	1926-27	1927-28	1928-29
SALT Tons	5,608	R 1,21,890	R ..	R ..	R ..	R ..
TEXTILES—										
Raw, other than cotton; silk, wool, etc. . . . Owt.	..	51,000	1,61,524
ALL OTHER ARTICLES OF MERCHANDISE . . . Value	—	—	—	—	—	..	1,316	..	407	..
GRAND TOTAL . . .	—	—	—	—	—	1,21,890	1,62,840	..	407	..

EXPORTS THERETO

INDIAN MERCHANDISE

ARTICLES	QUANTITY					VALUE				
	1924-25	1925-26	1926-27	1927-28	1928-29	1924-25	1925-26	1926-27	1927-28	1928-29
APPAREL (excluding HOSI- ERY AND BOOTS AND SHOES) . . . Value	—	—	—	—	—	R 15,000	R ..	R ..	R ..	R ..
TEA Lbs.	..	4,125	10,000	2,062	10,000
TEXTILES—										
COTTON—										
Twist and yarn . . . Lbs.	..	4,400	25,200	126,000	56,000	..	4,400	20,250	71,400	31,650
Jute manufactures (in- cluding twist and yarn) Value	—	—	—	—	—	1,17,750	84,119	81,000	6,780	13,294
WOOD AND TIMBER—										
Sandalwood Tons	1	7,000
ALL OTHER ARTICLES OF MERCHANDISE . . . Value	—	—	—	—	—	..	1,250	800	200	3,857
GRAND TOTAL . . .	—	—	—	—	—	1,39,750	41,831	1,11,550	78,380	48,901

FOREIGN MERCHANDISE

ARTICLES	QUANTITY					VALUE				
	1924-25	1925-26	1926-27	1927-28	1928-29	1924-25	1925-26	1926-27	1927-28	1928-29
TOTAL VALUE . . .	—	—	—	—	—	R ..	R ..	R ..	R ..	R 5,480
GRAND TOTAL OF INDIAN AND FOREIGN MER- CHANDISE . . .	—	—	—	—	—	1,39,750	41,831	1,11,550	78,380	53,781

No. 13—continued

ALGERIA

IMPORTS THEREFROM

ARTICLES	QUANTITY					VALUE				
	1924-25	1925-26	1926-27	1927-28	1928-29	1924-25	1925-26	1926-27	1927-28	1928-29
TEXTILES— Raw other than cotton, silk, wool, etc. Cwts.	..	54,080	R	R	R	R	R
POSTAL ARTICLES NOT SPECIFIED Value	—	—	—	—	—	..	1,56,911
ALL OTHER ARTICLES OF MERCHANDISE "	—	—	—	—	..	3
GRAND TOTAL "	—	—	—	—	..	3	1,14,678	..	204	..
							2,71,584	..	204	..

EXPORTS THERETO

INDIAN MERCHANDISE

ARTICLES	QUANTITY					VALUE				
	1924-25	1925-26	1926-27	1927-28	1928-29	1924-25	1925-26	1926-27	1927-28	1928-29
Coffee Cwts.	30	75	31	2,700	6,000	2,500
TOBACCO— Unmanufactured Lbs.	162,360	19,200
ALL OTHER ARTICLES OF MERCHANDISE Value	—	—	—	—	—	80	80	..	8,625	80
GRAND TOTAL "	—	—	—	—	—	19,280	80	2,700	9,625	2,580

FOREIGN MERCHANDISE

Nil.

MOROCCO

IMPORTS THEREFROM

ARTICLES.	QUANTITY.					VALUE				
	1924-25	1925-26	1926-27	1927-28	1928-29	1924-25	1925-26	1926-27	1927-28	1928-29
SKINS Tons.	151	95,372
ALL OTHER ARTICLES OF MERCHANDISE Value	—	—	—	—	—	2,073
GRAND TOTAL "	—	—	—	—	—	97,445

EXPORTS THERETO

INDIAN MERCHANDISE

ARTICLES	QUANTITY					VALUE				
	1924-25	1925-26	1926-27	1927-28	1928-29	1924-25	1925-26	1926-27	1927-28	1928-29
FABRIC (excluding HOSIERY AND SHIRTS AND SHIRTS) Value	—	—	—	—	—	13,450
COBS Cwts.	812	128	331	18,750	12,110	29,812
TEXTILES— Fute— Manufactures— Gunny bags No.	355,000	721,700	471,000	6,47,420	8,53,500	1,81,193	4,01,231	2,36,544	2,51,499	3,54,892
Gunny cloth Yards	1,048,000	148,000	2,81,681	44,424
ALL OTHER ARTICLES OF MERCHANDISE Value	—	—	—	—	—	..	429	300	1,530	6,848
GRAND TOTAL "	—	—	—	—	—	3,62,874	4,46,134	2,69,044	2,65,179	3,91,662

MOROCCO
CANARY ISLANDS
GOLD COAST

(514)

No. 13—continued

MOROCCO—continued.

EXPORTS THERE TO—continued.

FOREIGN MERCHANDISE

ARTICLES	QUANTITY					VALUE				
	1924-25	1925-26	1926-27	1927-28	1928-29	1924-25	1925-26	1926-27	1927-28	1928-29
TOTAL VALUE	—	—	—	—	—	R	R	R	R	R
GRAND TOTAL OF INDIAN AND FOREIGN MERCHANDISE . . . Value	—	—	—	—	—	3,02,824	4,46,184	2,69,044	2,05,444	3,02,824

CANARY ISLANDS
IMPORTS THEREFROM

ARTICLES	QUANTITY					VALUE				
	1924-25	1925-26	1926-27	1927-28	1928-29	1924-25	1925-26	1926-27	1927-28	1928-29
DYING AND TANNING SUBSTANCES— Barks for tanning Cochineal . . . Cwts.	—	—	—	—	—	R	R	R	R	R
TOTAL VALUE . . .	111	786	—	122	15	15,805	1,19,558	—	22,005	516 4,840
TOTAL VALUE . . .	—	—	—	—	—	15,805	1,19,558	—	22,005	5,856

EXPORTS THERE TO

INDIAN MERCHANDISE

ARTICLES	QUANTITY					VALUE				
	1924-25	1925-26	1926-27	1927-28	1928-29	1924-25	1925-26	1926-27	1927-28	1928-29
TOTAL VALUE . . .	—	—	—	—	—	—	—	—	1,950	—

FOREIGN MERCHANDISE
Nil.

GOLD COAST
IMPORTS
Nil.

EXPORTS THERE TO

INDIAN MERCHANDISE

ARTICLES	QUANTITY					VALUE				
	1924-25	1925-26	1926-27	1927-28	1928-29	1924-25	1925-26	1926-27	1927-28	1928-29
TEXTILES— Jute— Manufactures— Gunny bags . . . No. ALL OTHER ARTICLES OF MERCHANDISE . . . Value	—	—	—	—	—	R	R	R	R	R
TOTAL VALUE . . .	278,900	212,860	377,210	718,760	720,750	1,70,438	1,56,511	2,71,062	3,71,927	3,97,406
GRAND TOTAL . . .	—	—	—	—	—	—	1,366	—	1,722	5,812
GRAND TOTAL . . .	—	—	—	—	—	1,70,438	1,57,866	2,71,062	3,73,649	4,03,218

FOREIGN MERCHANDISE

ARTICLES	QUANTITY					VALUE				
	1924-25	1925-26	1926-27	1927-28	1928-29	1924-25	1925-26	1926-27	1927-28	1928-29
TOTAL VALUE . . .	—	—	—	—	—	R	R	R	R	R
GRAND TOTAL OF INDIAN AND FOREIGN MERCHANDISE . . . Value	—	—	—	—	—	1,70,438	1,57,866	2,71,062	3,73,649	4,03,218

NIGERIA (INCLUDING BRITISH CAMEROONS)

IMPORTS THEREFROM

Nil.

EXPORTS THERETO

INDIAN MERCHANDISE

ARTICLES	QUANTITY					VALUE				
	1924-25	1925-26	1926-27	1927-28	1928-29	1924-25	1925-26	1926-27	1927-28	1928-29
TEXTILES— Cotton— Manufactures— Handkerchiefs and shawls in the piece . No.	7,800	..	1,78,712	R	R	R	R	R
Jute— Manufactures— Gunny bags	..	150,000	7,500	37,200	8,000	..	1,40,139
ALL OTHER ARTICLES OF MERCHANDISE . Value	—	—	—	—	—	..	90,000	8,675	17,865	..
GRAND TOTAL	—	—	—	—	—	..	90,000	12,975	17,865	1,41,119

FOREIGN MERCHANDISE

Nil.

BELGIAN CONGO

IMPORTS THEREFROM

Nil.

EXPORTS THERETO

INDIAN MERCHANDISE

ARTICLES	QUANTITY					VALUE				
	1924-25	1925-26	1926-27	1927-28	1928-29	1924-25	1925-26	1926-27	1927-28	1928-29
TOTAL VALUE	—	—	—	—	—	..	2,646	..	616	..

FOREIGN MERCHANDISE

ARTICLES	QUANTITY					VALUE				
	1924-25	1925-26	1926-27	1927-28	1928-29	1924-25	1925-26	1926-27	1927-28	1928-29
TOTAL VALUE	—	—	—	—	—	450	..
GRAND TOTAL OF INDIAN AND FOREIGN MERCHANDISE Value	—	—	—	—	—	..	2,646	..	1,066	..

BRITISH, FRENCH, SPANISH, AND PORTUGUESE POSSESSIONS IN WEST AFRICA, FROM CAPE
BLANCO TO ANGOLA (BENGUELA), INCLUDING ST. HELENA

IMPORTS THEREFROM

ARTICLES	QUANTITY					VALUE				
	1924-25	1925-26	1926-27	1927-28	1928-29	1924-25	1925-26	1926-27	1927-28	1928-29
POSTAL ARTICLES NOT SPECI- FIED . Value	—	—	—	—	—	R 925	..	R 302	R 315	..
ALL OTHER ARTICLES OF MERCHANDISE	—	—	—	—	—	..	122
GRAND TOTAL	—	—	—	—	—	925	122	302	315	..

WEST AFRICA
PROTECTORATE OF SOUTH-WEST AFRICA
CAPE OF GOOD HOPE

No. 13—continued

BRITISH, FRENCH, SPANISH, AND PORTUGUESE POSSESSIONS IN WEST AFRICA, FROM
CAPE BLANCO TO ANGOLA (BENGUELA), INCLUDING ST. HELENA—continued.

EXPORTS THERETO

INDIAN MERCHANDISE

ARTICLES	QUANTITY					VALUE				
	1924-25	1925-26	1926-27	1927-28	1928-29	1924-25	1925-26	1926-27	1927-28	1928-29
Candles of all kinds . . . Lbs.	19,081	..	R	R	R	R	R
TEXTILES— Cotton manufactures (in- cluding twist and yarn) . Value	2,176	25,712
Jute manufactures— Gunny bags . . . No.	205,200	399,200	488,300	1,134,200	1,913,500	1,22,990	2,55,736	2,80,689	5,55,015	9,69,294
AND OTHER ARTICLES OF MER- CHANDISE . . . Value	—	—	—	—	—	11,612	2,542	6,100	3,921	1,811
GRAND TOTAL . . .	—	—	—	—	—	1,34,602	2,58,278	2,86,789	5,66,464	9,96,817

FOREIGN MERCHANDISE

Nil.

PROTECTORATE OF SOUTH-WEST AFRICA.

IMPORTS THEREFROM.

ARTICLES	QUANTITY					VALUE				
	1924-25	1925-26	1926-27	1927-28	1928-29	1924-25	1925-26	1926-27	1927-28	1928-29
TOTAL VALUE . . .	—	—	—	—	—	R	R	R	R	R
	—	—	—	—	—	1,211

EXPORTS THERETO

INDIAN MERCHANDISE

ARTICLES	QUANTITY					VALUE				
	1924-25	1925-26	1926-27	1927-28	1928-29	1924-25	1925-26	1926-27	1927-28	1928-29
Ton, Black . . . Lbs.	6,432	24,724	R	R	R	R	R
TEXTILES— Jute manufactures— Gunny bags . . . No.	..	86,950	53,700	10,000	8,400	..	62,809	24,167	3,500	4,542
Gunny cloth . . . Yards	50,000	10,000	9,000	2,200
AND OTHER ARTICLES OF MERCHANDISE . . . Value	—	—	—	—	—	2,300	210	..	2,900	156
GRAND TOTAL . . .	—	—	—	—	—	2,300	63,019	24,167	21,832	31,619

FOREIGN MERCHANDISE

Nil.

UNION OF SOUTH AFRICA—CAPE OF GOOD HOPE

IMPORTS THEREFROM

ARTICLES	QUANTITY					VALUE				
	1924-25	1925-26	1926-27	1927-28	1928-29	1924-25	1925-26	1926-27	1927-28	1928-29
COAL AND COKE— Coal . . . Tons	..	1,682	R	R	R	R	R
DRUGS AND MEDICINES . Value	—	—	—	—	—	..	36,717
HIDES AND SKINS, RAW— Hides, Raw . . . Tons	26	10	12,818	13,749
VEHICLES excluding LOCOMO- TIVES, ETC., FOR RAILWAYS— Mechanically propelled vehicles (excluding rail- way locomotives and tractors)— Motor cars (including taxi cabs) . . . No.	..	81	..	17,180	7,026	53,008	13,245
POSTAL ARTICLES NOT SPECIFIED . . . Value	—	—	—	—	—	..	94,574
ALL OTHER ARTICLES OF MERCHANDISE . . .	—	—	—	—	—	1,012	..	80	20	84
GRAND TOTAL . . .	—	—	—	—	—	7,095	5,555	9,555	17,208	18,992
	—	—	—	—	—	8,107	1,36,846	9,585	83,054	51,080

No. 13—continued.

UNION OF SOUTH AFRICA—CAPE OF GOOD HOPE--continued

EXPORTS THERETO

INDIAN MERCHANDISE

ARTICLES	QUANTITY					VALUE				
	1924-25	1925-26	1926-27	1927-28	1928-29	1924-25	1925-26	1926-27	1927-28	1928-29
APPAREL (including DRA- PERY, UNIFORMS, AC- COUTREMENTS, and excluding HOSIERY AND BOOTS AND SHOES) . . . Value	—	—	—	—	—	R 1,41,850	R 1,36,903	R 1,57,248	R 1,38,185	R 1,04,173
COIR, MANUFACTURED (ex- cluding ROPE) . . . Tons	11	20	18	28	..	4,415	8,620	7,510	0,007	..
CORDAGE AND ROPE OF VEGETABLE FIBRE (ex- cluding JUTE AND COTTON) . . . Cwts.	40	208	148	..	48	960	0,440	3,565	..	1,200
DYEING AND TANNING SUBSTANCES—										
Myrobalsam . . . "	2,200	1,008	3,797	2,326	2,380	14,246	14,298	27,900	18,114	20,330
Myrobalsam extracts . . "	1,444	1,025	6,155	3,761	3,917	18,451	24,557	78,264	51,057	56,995
Turmeric . . . "	728	727	1,479	856	517	29,568	20,170	27,916	16,627	12,214
GRAIN, PULSE, AND FLOUR—										
Pulse Tons	56	42	86	99	276	9,756	8,094	20,486	21,305	42,143
Bisc, not in the husk . . "	7,445	0,807	4,734	5,623	3,822	13,45,362	11,04,050	8,53,664	10,23,067	6,62,651
Wheat "	5,745	8,04,300
Other sorts "	1	3	14	3	4	850	862	3,470	945	1,315
Total Grain, Pulse, and Flour "	13,247	6,852	4,834	5,725	4,102	21,59,768	11,13,906	8,77,620	10,50,317	7,06,009
HIDES AND SKINS, RAW—										
Hides, raw . . . { Tons. -No.	13 =2,777	..	57 =8,650	60 =8,500	28 3,830	16,521	..	49,785	69,341	34,327
JEWELLERY (excluding IMITATION JEWELLERY, AND PEARLS, STONES AND PEARLS UNSET) ALSO PLATE OF GOLD AND SILVER—										
Plats of gold and silver: Value	—	—	—	—	—	620	..	5,000
KAPOK Cwts.	287	198	587	554	911	17,528	12,525	38,859	24,837	41,681
LAC "	258	301	275	172	347	49,456	41,078	24,603	24,432	43,508
METALS AND ORBS—										
Brass, Bronze, and similar alloys and manufactures thereof . . "	41	7	12	2	24	8,705	2,280	2,944	250	7,896
OLS—										
Vegetable, non-essential—										
Castor Gals.	1,666	2,004	1,602	4,672	4,091	5,009	4,975	2,707	8,876	8,652
Other sorts "	174	120	137	66	54	594	260	340	914	150
Total Vegetable, non- essential "	1,840	2,124	1,739	4,738	4,145	5,603	5,235	3,047	9,790	8,802
RAFFIN WAX . . . Tons	1,805	1,947	2,397	1,719	1,519	8,20,775	8,85,771	10,90,887	7,95,795	7,04,620
PROVISIONS AND OILMAN'S STORES—										
Ghi Cwts.	80	42	68	33	141	4,000	4,862	8,423	4,068	15,576

UNION OF SOUTH AFRICA—CAPE OF GOOD HOPE—concluded

EXPORTS THEREOF—continued

INDIAN MERCHANDISE—continued

ARTICLES	QUANTITY					VALUE				
	1924-25	1925-26	1926-27	1927-28	1928-29	1924-25	1925-26	1926-27	1927-28	1928-29
SEEDS, ESSENTIALTons	17	6	18	18	19	R 9,245	R 8,557	R 12,300	R 11,301	R 14,367
SPICESCwts.	146	244	309	623	211	8,881	20,015	18,922	20,964	9,298
TEA, BLACKLbs.	863,132	874,933	907,927	839,598	868,199	8,30,175	8,19,721	8,01,925	8,68,947	6,63,451
TEXTILES—										
Cotton manufactures (including twist and yarn)Value	—	—	—	..	—	27,943	18,452	55,000	89,341	1,05,585
Haberdashery and Millinery ..	—	—	—	—	..	9,000	24	300
Jute—										
Twist and yarnLbs.	4,400	25,450	24,090	17,000	35,744	1,954	9,646	7,055	3,894	9,171
Manufactures—										
Gunny bagsNo.	3,236,950	3,495,630	3,925,185	3,736,075	3,763,350	25,55,493	34,14,062	33,12,915	23,07,560	23,99,979
" clothYards	835,600	964,050	994,540	959,050	1,003,691	1,92,914	2,61,756	2,65,562	2,48,831	2,66,584
Rope and twineCwts.	490	623	565	336	524	13,063	25,136	18,522	13,713	17,195
Other kinds"	185	..	4	9,922	..	692
Total Jute manufactures (including twist and yarn)Value	—	—	—	—	—	27,85,336	37,10,600	36,04,746	30,73,998	31,92,579
Wool—										
Manufactures—										
Carpets and floor rugs Lbs.	15,863	10,581	17,145	11,890	4,230	30,293	12,732	18,270	13,163	7,229
WAX OF ALL KINDS other than PARAFFIN WAX (excluding CANDLES)Cwts.	2,000	..	3,600	6,630	..	63,250	..	81,900	1,51,970	..
WOOD AND TIMBER—										
Timber, other than railway sleepers—										
Teak woodCubic Tons	3,009	5,523	3,542	3,544	2,741	8,30,791	14,49,195	8,75,415	11,99,602	6,91,451
Other kinds of wood and timberValue	—	—	—	—	—	2,096	3,230
ALL OTHER ARTICLES OF MERCHANDISE"	—	—	—	—	—	27,892	29,636	23,235	17,895	24,313
GRAND TOTAL"	—	—	—	—	—	79,30,375	83,42,537	78,69,789	76,68,276	65,58,399

FOREIGN MERCHANDISE

ARTICLES	QUANTITY					VALUE				
	1924-25	1925-26	1926-27	1927-28	1928-29	1924-25	1925-26	1926-27	1927-28	1928-29
MACHINERY AND MILLWORK Value	—	—	—	—	—	R 200	R 116	R 5,100	R 75	R 7,364
PRINTING AND LITHOGRAPHING MACHINERY AND MATERIALS (excluding PAPER)"	—	—	—	—	—	8,038
ALL OTHER ARTICLES OF MERCHANDISE"	—	—	—	—	—	15,023	16,054	11,911	17,852	13,083
GRAND TOTAL"	—	—	—	—	—	15,223	16,170	25,049	17,927	20,447
GRAND TOTAL OF INDIAN AND FOREIGN MERCHANDISE"	—	—	—	—	—	79,35,600	83,58,707	79,14,838	76,86,203	65,78,846

No. 13—continued

UNION OF SOUTH AFRICA—NATAL

IMPORTS THEREFROM

ARTICLES	QUANTITY					VALUE				
	1924-25	1925-26	1926-27	1927-28	1928-29	1924-25	1925-26	1926-27	1927-28	1928-29
						£	£	£	£	£
ANIMALS, LIVING . . . No.	883	10	340	28	67	49,950	620	24,300	12,600	17,950
APPAREL (excluding HOSIERY AND BOOTS AND SHOES) . . . Value	—	—	—	—	—	1,065	1,000	10,531	7,530	8,792
BRETTING FOR MACHINERY . . .	—	—	—	—	—	..	12,129
COAL AND COKE—										
Coal . . . Tons	201,763	112,524	85,788	154,536	105,238	49,33,998	25,69,347	18,71,771	21,85,331	19,87,018
Coke . . . "	19,085	15,216	1,970	4,446	14,558	5,49,220	4,52,570	60,124	1,37,057	4,42,339
Total Coal and Coke . . .	220,848	127,740	87,758	159,082	119,796	54,83,218	30,22,917	19,31,895	23,22,388	24,29,357
DYEING AND TANNING SUBSTANCES—										
Barks for tanning . . . Cwts.	21,392	96,077	116,735	176,615	283,709	1,52,419	7,19,786	8,30,227	17,32,322	25,43,436
Other sorts (including lacdye) . . . Value	—	—	—	—	—	11,560	1,29,726	169	250	224
Total Dyeing and Tanning substances . . .	—	—	—	—	—	1,64,979	8,59,512	8,30,396	17,32,572	25,43,660
FRUITS AND VEGETABLES . . .	—	—	—	—	—	5,676	9,650	51,150	21,447	20,991
GRAIN, PULSE AND FLOUR . TONS	2	99	1	11	..	275	14,750	280	2,774	..
HIDES AND SKINS, RAW . . .	8	25	12	12,220	448	..	48,269	22,114
INSTRUMENTS, APPARATUS AND APPLIANCES AND PARTS THEREOF	—	—	—	—	250	240	2,115	4,947	12,653
IVORY, UNMANUFACTURED . Lbs.	1,426	998	252	..	42	10,000	6,550	1,420	..	359
MACHINERY AND MILLWORK VALUE	—	—	—	—	—	11,038	4,457	8,374	4,606	1,525
METALS AND ORES—										
Metals (excluding ores) . Tons	21	..	16	17,242	25	7,742	923	57
PRECIOUS STONES AND PEARLS, UNSHET . . .	—	—	—	—	—	—	20,984
PROVISIONS AND OILMAN'S STORES (including FISH AND FRUITS AND VEGETABLES, CANNED OR BOTTLED)—										
Cheese (including canned) Cwts.	15	..	1	8	21	1,273	..	82	1,337	2,165
Others . . . Value	—	—	—	—	—	15,878	4,321	9,903	51,225	31,214
Total Provisions and Oilman's stores (including fish and fruits and vegetables) . . .	—	—	—	—	—	17,156	6,321	9,985	52,562	24,379

UNION OF SOUTH AFRICA—NATAL—continued

IMPORTS THEREFROM—continued

ARTICLES	QUANTITY					VALUE				
	1924-25	1925-26	1926-27	1927-28	1928-29	1924-25	1925-26	1926-27	1927-28	1928-29
						R	R	R	R	R
TEXTILES—										
Cotton—										
Raw Tons	..	2	185	2,215	1,72,400
Manufactures—										
Piecegoods—										
Coloured, printed or dyed Yards	32,542	17,550	22,848	15,685	19,777	31,430	17,662	18,083	19,584	16,770
POWDER ARTICLES NOT SPECIFIED Value	—	—	—	—	—	44,049	41,200	47,573	50,560	38,477
ALL OTHER ARTICLES OF MERCHANDISE	—	—	—	—	—	41,490	32,419	45,885	49,542	56,458
GRAND TOTAL	—	—	—	—	—	58,92,292	40,28,325	31,72,439	53,26,615	52,25,572

EXPORTS THERETO

INDIAN MERCHANDISE

ARTICLES	QUANTITY					VALUE				
	1924-25	1925-26	1926-27	1927-28	1928-29	1924-25	1925-26	1926-27	1927-28	1928-29
						R	R	R	R	R
APPAREL (including DRAPERY, UNIFORMS, ACCOUTREMENTS, HATS, BOOTS AND SHOES) Value	—	—	—	—	—	8,56,431	5,01,068	5,50,920	4,87,589	5,30,141
BOOKS, PRINTED, AND PRINTED MATTER (not being STATIONERY), (including MAPS AND CHARTS) Cwts.	55	74	36	70	52	11,345	8,305	5,501	7,926	8,194
COAL, MANUFACTURED (excluding BOPS) TONS	266	381	567	401	381	85,717	1,09,730	1,78,188	1,26,057	1,11,145
DRUGS AND MEDICINES (excluding CHEMICALS AND NARCOTICS) Value	—	—	—	—	—	34,196	12,172	10,912	12,041	15,009
DYEING AND TANNING SUBSTANCES—										
Myrobalsans Cwts.	2	5	644	441	1,026	80	111	5,510	3,752	8,136
Myrobalan extracts	40	175	667	140	509	510	2,235	8,408	1,889	6,128
Turmeric	1,657	1,946	2,037	1,604	2,004	1,03,856	1,06,255	1,07,714	86,782	1,18,359
Other sorts	32	112	14	8	17	1,210	3,168	505	415	980
Total Dyeing and Tanning substances	1,731	2,238	3,362	2,193	3,556	1,06,116	1,11,769	1,22,132	92,788	1,30,603

No. 13—continued
UNION OF SOUTH AFRICA—NATAL—continued
EXPORTS THERE TO—continued

INDIAN MERCHANDISE—continued

ARTICLES	QUANTITY					VALUE				
	1924-25	1925-26	1926-27	1927-28	1928-29	1924-25	1925-26	1926-27	1927-28	1928-29
FISH (excluding CANNED FISH)—						R	R	R	R	R
Fish, dry, unsalted . . . Cwts.	879	824	652	836	797	46,054	38,497	28,465	43,875	41,095
FRUITS AND VEGETABLES— Fruits and vegetables : dried, salted, or pre- served, all sorts . . . Tons	228	200	248	237	183	33,248	42,676	35,936	39,909	32,875
GRAIN, PULSE AND FLOUR— Jawar and bajra . . . "	165	281	387	26,672	172	427
Pulse—										
Beans "	15	9	5	7	8	2,325	2,409	1,020	2,530	2,154
Gram "	163	129	162	146	176	45,711	37,080	48,580	47,086	57,109
Lentils "	58	138	181	200	110	11,227	34,782	49,117	49,954	30,624
Other sorts "	1,806	1,655	1,682	1,474	1,585	3,51,136	3,58,220	3,76,683	3,39,480	3,74,856
Total Pulse "	2,037	1,931	2,030	1,827	1,879	4,10,900	4,27,441	4,71,402	4,39,050	4,64,743
Rice not in the husk . . . "	19,016	20,168	17,781	22,151	20,259	37,27,858	38,62,186	34,93,542	41,05,871	37,50,329
Wheat "	4,001	1	3,000	1	1	6,40,494	490	4,80,250	290	616
Wheat flour in bags . . . "	11	10	9	5	26	2,505	2,589	1,647	1,647	6,040
Other sorts "	104	116	122	139	130	25,019	30,229	34,188	38,452	34,813
Total Grain, Pulse and Flour "	25,169	22,226	23,107	24,123	22,295	48,08,161	48,23,228	45,08,548	46,44,982	42,56,468
HARDWARE AND CUTLERY, including PLATED WARE, INSTRUMENTS, APPARATUS, AND APPLIANCES AND PARTS THEREOF . . . Value	—	—	—	—	—	6,356	12,569	3,862	1,547	2,155
KAPOK Cwts.	436	794	918	1,209	1,082	27,432	52,189	65,117	78,100	50,291
LEO—										
Button "	20	29	75	27	98	4,760	4,862	8,827	4,960	12,333
Shell "	109	231	314	124	416	21,196	32,800	29,880	18,322	51,686
Total Leo "	129	260	389	151	514	25,956	37,668	38,707	23,272	64,019
LEATHER— Manufactures . . . Value	—	—	—	—	—	6,225	4,900	8,130	8,500	3,650
METALS AND ORES— Brass, bronze and similar alloys, wrought . . . Cwts.	195	190	249	185	278	37,269	31,298	43,241	31,830	40,923
Iron or Steel Tons	101	347	30	3,090	16,331	1,660	..	45
Lead Pig Cwts.	..	2,480	56,172
Other sorts Tons	1	2	3	2	3	4,730	7,483	10,855	9,075	10,275
Total Metals and Ores "	112	489	45	12	17	50,079	1,11,284	55,866	41,865	51,243
OILS— Vegetable, non-essential—										
Castor Gals.	41,128	51,528	32,220	53,794	41,347	1,12,290	1,26,517	61,774	1,08,048	1,01,415
Coconut "	2,655	1,353	433	489	8	8,525	4,325	2,221	2,209	24
Groundnut]. . . . "	1,642	9,394
Mustard or rape . . . "	131,485	123,947	75,605	68,127	50,264	3,32,078	3,26,605	2,03,563	1,81,900	1,28,900
Sesamum (til or jinjili) . . "	2,200	2,125	1,072	566	..	6,860	6,700	2,998	1,945	..
Other sorts "	272	395	116	320	469	875	2,777	491	940	975
Total Vegetable, non-essential "	179,327	179,848	109,446	123,246	92,088	4,71,022	4,66,924	2,71,047	2,95,042	2,29,314
Other kinds "	468	17	9	6,798	292	269
Total Oils "	179,799	179,865	109,446	123,246	92,097	4,77,820	4,67,126	2,71,047	2,95,042	2,29,574
PARAFFIN WAX . . . Tons	496	422	604	695	232	2,25,680	1,92,010	2,74,820	3,22,114	1,09,202
PERFUMERY (not being per- fumed spirits) . . . Value	—	—	—	—	—	5,539	4,482	4,643	6,864	4,080
PROVISIONS AND OILMAN'S STORES (including fish, and fruits and vegetables, canned or bottled)—										
Ghi Cwts.	683	1,320	965	1,666	1,693	72,115	1,49,467	1,03,536	1,76,723	1,77,074
Pickles, chutnies, and condiments . . . "	186	183	123	38	103	15,868	18,370	12,164	8,400	9,340
Other sorts of provisions . . Value	—	—	—	—	—	16,792	18,854	16,362	9,235	5,655
Total Provisions and Oil- man's Stores "	—	—	—	—	—	1,04,683	1,86,691	1,32,312	1,93,363	1,92,069

UNION OF SOUTH AFRICA—NATAL—continued
EXPORTS THERETO—continued

INDIAN MERCHANDISE—continued

ARTICLES	QUANTITY					VALUE				
	1924-25	1925-26	1926-27	1927-28	1928-29	1924-25	1925-26	1926-27	1927-28	1928-29
	R	R	R	R	R	R	R	R	R	R
SEEDS—										
Oil-seeds—										
Essential . . . Tons	111	186	123	89	117	1,05,811	1,21,940	1,06,184	74,512	1,15,420
Non-essential—										
Groundnuts . . . "	11	150	400	4,370	35,249	89,376
Mustard . . . "	2	6	7	1	14	275	2,765	2,817	1,504	7,016
Rape . . . "	10	18	14	27	9	7,064	9,643	9,150	15,935	5,176
Other sorts . . . "	19	7	6	15	11	7,250	3,075	2,499	6,117	5,302
Total Seeds, Non-essential "	31	31	38	193	434	14,539	15,483	18,836	58,805	1,06,807
Other than oil-seeds . . "	90	15	80	100	116
Total Seeds . . . "	142	167	161	282	551	1,20,490	1,37,444	1,25,050	1,33,417	2,22,402
SPICES—										
Blacknuts . . . Cwts.	1,406	1,707	1,454	1,508	1,379	80,963	96,059	75,168	94,481	1,07,376
Cardamoms . . . "	53	46	43	54	61	5,435	8,705	6,535	5,976	6,475
Chillies . . . "	135	90	513	116	23	7,165	3,592	28,521	4,412	1,230
Pepper . . . "	182	175	105	315	250	10,778	11,322	6,974	22,979	23,889
Other sorts . . . "	100	82	86	101	22	4,338	3,271	2,758	3,035	322
Total Spices . . . "	1,876	2,100	2,281	2,094	2,035	1,08,719	1,22,749	1,19,986	1,31,782	1,39,792
SUGAR . . . Tons	10	11	11	11	13	11,550	10,416	6,927	6,073	3,508
TEA, BLACK . . . Lbs.	338,068	437,240	230,077	257,909	240,875	3,51,139	4,21,991	1,99,147	2,52,124	2,36,580
TEXTILES—										
Cotton—										
Waste . . . Cwts.	1	..	1,098	643	946	29	..	30,968	19,500	32,300
Twist and yarn . . . Lbs.	3,000	..	30,000	241,565	48,500	3,000	..	25,000	1,25,052	23,711
Manufactures—										
Piecegoods . . . Yards	1,135,466	1,645,355	1,079,138	973,228	1,004,715	4,80,516	5,20,322	4,60,505	4,80,205	4,09,051
Thread, sewing . . . Lbs.	1,148	3,236	3,124	4,347	6,956	2,120	7,600	7,925	18,360	15,725
Other sorts of manufac- tures . . . Value	—	—	—	—	—	29,030	14,977	10,456	12,055	19,110
Total Cotton manufac- tures (including twist and yarn) . . . "	—	—	—	—	—	5,14,666	5,42,809	5,09,886	6,35,632	4,67,597
Haberdashery and Milli- nery . . . "	—	—	—	—	—	3,831	2,567	3,236	3,620	5,038
Jute—										
Twist and yarn . . . Lbs.	4,530	6,870	144,792	40,100	108,700	1,969	2,394	37,634	3,030	23,301
Manufactures—										
Gunny bags . . . No.	13,922,030	14,523,650	12,200,900	14,763,700	16,421,338	85,18,001	1,01,13,561	70,27,759	80,11,408	87,16,984
cloth . . . Yards	1,774,900	2,050,430	2,915,700	2,705,292	3,267,050	4,08,510	3,12,647	6,54,545	6,28,129	3,30,972
Rope and twine . . . Cwts.	4,648	4,493	4,128	4,728	4,395	1,51,147	1,51,795	1,20,895	1,23,052	1,11,948
Other kinds . . . Value	—	—	—	—	—	12,301	891	510
Total Jute manufac- tures (including twist and yarn) . . . "	—	—	—	—	—	90,91,928	1,10,81,285	73,40,334	87,70,614	96,84,163
Silk manufactures . . . "	—	—	—	—	—	14,315	4,210	6,973	2,300	550
Wool, raw . . . Lbs.	23,400	25,400
Woolen manufactures . . . Value	—	—	—	—	—	30,782	34,756	64,644	53,356	55,914
TOYS AND REQUISITES FOR GAMES AND SPORTS including FISHING TACKLE (other than VIBRARS) . . . "	—	—	—	—	—	14,484	3,095	21,691	14,778	20,168
UMBRELLAS AND UMBRELLA FITTINGS . . . No.	182	1,661	4,720	1,020	3,475	6,060
WOOD AND TIMBER—										
Timber (other than Rail- way sleepers)—										
Teak wood . . . Cubic tons	1,238	2,543	359	2,050	1,330	3,54,989	7,33,370	2,47,468	6,00,422	4,35,621
Other kinds . . . Value	—	—	—	—	—	3,324	1,700	1,749	1,949	2,889
Total Wood and Timber . . "	—	—	—	—	—	3,58,313	7,35,070	2,49,217	6,02,371	4,38,510

No. 13—continued

UNION OF SOUTH AFRICA—NATAL—concluded

EXPORTS THERETO—concluded

INDIAN MERCHANDISE—concluded

ARTICLES	QUANTITY					VALUE				
	1924-25	1925-26	1926-27	1927-28	1928-29	1924-25	1925-26	1926-27	1927-28	1928-29
POSTAL ARTICLES . . . Value	—	—	—	—	—	R	R	R	R	R
ALL OTHER ARTICLES OF MERCHANDISE . . . "	—	—	—	—	—	1,87,337	1,31,340	1,40,868	1,92,628	1,70,625
GRAND TOTAL . . . "	—	—	—	—	—	28,538	28,005	28,530	84,529	38,823
						1,78,72,264	1,95,14,085	1,56,58,506	1,73,16,101	1,74,18,871

FOREIGN MERCHANDISE

ARTICLES	QUANTITY					VALUE				
	1924-25	1925-26	1926-27	1927-28	1928-29	1924-25	1925-26	1926-27	1927-28	1928-29
APPAREL (including DRAPERY, UNIFORMS, ACCOUTREMENTS, BUT excluding HOSIERY AND BOOTS AND SHOES) . . . Value	—	—	—	—	—	R	R	R	R	R
COAL AND COKE . . . Tons	610	2,052	2,090	550	532	2,08,338	17,436	7,100	17,585	4,800
DRUGS AND MEDICINES (excluding CHEMICALS AND NARCOTICS) . . . Value	—	—	—	—	—	15,340	74,372	88,095	12,100	9,776
FRUITS AND VEGETABLES . . . "	—	—	—	—	—	4,809	7,654	6,423	6,140	4,885
GUMS AND RESINS . . . Cwts.	81	109	95	69	90	7,895	7,802	6,227	6,627	5,847
MACHINERY AND MILLWORK Value	—	—	—	—	—	5,455	7,920	6,860	4,447	7,015
Metals and Ores—						78	890	3,525	3,506	4,725
Brass, Bronze, etc. . . Cwts.	30	30	3	4,142	6,832	550
Other sorts of metals. Value	—	—	—	—	—	404	1,000	..	450	800
TOTAL METALS AND ORES . . . "	—	—	—	—	—	4,546	1,000	..	7,282	1,350
TEXTILES—										
Cotton—										
Manufactures—										
Piece goods—										
Grey (unbleached) . . . Yards	1,500	..	6,600	800	..	2,880
White (bleached) . . . "	19,027	69,457	..	20,000	1,000	14,350	20,600	..	4,500	375
Coloured, printed, or dyed . . . "	26,244	34,906	14,080	13,158	14,800	19,581	27,900	7,945	9,580	7,800
Total Piece goods . . . "	47,171	104,363	20,680	33,158	15,800	34,731	48,500	10,825	13,060	8,175
Thread, Sewing . . . Lbs.	7,345	4,658	13,314	9,959	15,938	29,280	21,258	60,249	37,694	70,742
Other sorts of manufactures . . . Value	—	—	—	—	—	1,150	600	..	1,000	800
Total Cotton manufactures (including twist and yarn) . . . "	—	—	—	—	—	65,141	70,358	71,074	51,954	79,717
Haberdashery and millinery . . . "	—	—	—	—	—	2,025	10,029	6,750	2,100	2,560
Wool—										
Woolen manufactures . . . Value	—	—	—	—	—	7,120	700	5,044	4,022	895
POSTAL ARTICLES . . . "	—	—	—	—	—	50,496	40,712	44,508	54,109	46,389
ALL OTHER ARTICLES OF MERCHANDISE . . . "	—	—	—	—	—	30,745	24,061	24,901	22,185	40,785
GRAND TOTAL . . . "	—	—	—	—	—	4,91,933	2,61,574	2,49,607	1,97,120	2,97,824
GRAND TOTAL OF INDIAN AND FOREIGN MERCHANDISE . . . "	—	—	—	—	—	1,83,64,247	1,97,75,660	1,80,08,113	1,75,13,321	1,76,21,495

UNION OF SOUTH AFRICA—TRANSVAAL

IMPORTS THEREFROM

ARTICLES	QUANTITY					VALUE				
	1924-25	1925-26	1926-27	1927-28	1928-29	1924-25	1925-26	1926-27	1927-28	1928-29
MANUFACTURES—						R	R	R	R	R
Manufactures . . . Value	—	—	—	—	—	..	10,149
VEHICLES excluding LOCOMOTIVES, ETC., FOR RAILWAYS—										
Mechanically propelled vehicles (excluding railway locomotives and tractors)—										
Motor omnibuses . . No.	12	12,273
POSTAL ARTICLES NOT SPECIFIED . . . Value	—	—	—	—	—	98	4,475	..	16	1,212
ALL OTHER ARTICLES OF MERCHANDISE . . . "	—	—	—	—	—	1,902	14,147	2,151	1,791	11,191
GRAND TOTAL . Value	—	—	—	—	—	14,273	28,771	2,151	1,807	12,403

EXPORTS THERETO

INDIAN MERCHANDISE

ARTICLES	QUANTITY					VALUE				
	1924-25	1925-26	1926-27	1927-28	1928-29	1924-25	1925-26	1926-27	1927-28	1928-29
APPAREL (including DRAPEERY, UNIFORMS, ACCOUTREMENTS, but excluding HOSIERY AND BOOTS AND SHOES) . Value	—	—	—	—	—	R	R	R	R	R
						6,250
GRAIN, PULSE AND FLOUR—										
Rice not in the husk . Tons	918	213	332	206	58	1,67,007	45,578	70,360	42,594	11,107
Other sorts . . . "	4	7	23	24	4	675	1,530	5,085	4,025	900
Total Grain, Pulse and Flour . . . "	922	220	355	230	62	1,67,682	47,108	75,445	47,519	12,007
OILS Gals.	1,200	4,400	..	400	800	3,600	9,800	..	746	1,406
TEXTILES—										
Jute—										
Manufactures—										
Gunny bags . No.	171,600	202,050	80,900	88,500	71,000	93,460	1,41,875	42,561	14,725	38,601
.. cloth . Yards	32,000	45,000	10,000	215,000	..	8,009	13,000	2,200	62,800	..
POSTAL ARTICLES . Value	—	—	—	—	—	49,840	54,523	57,023	1,23,224	92,112
ALL OTHER ARTICLES OF MERCHANDISE . . . "	—	—	—	—	—	11,653	3,967	3,107	4,406	5,010
GRAND TOTAL . . . "	—	—	—	—	—	3,40,494	2,70,378	1,80,336	2,53,420	1,49,136

FOREIGN MERCHANDISE

ARTICLES	QUANTITY					VALUE				
	1924-25	1925-26	1926-27	1927-28	1928-29	1924-25	1925-26	1926-27	1927-28	1928-29
POSTAL ARTICLES . . Value	—	—	—	—	—	R	R	R	R	R
						9,612	10,089	9,778	14,507	17,242
GRAND TOTAL . . . "	—	—	—	—	—	9,612	10,089	9,778	14,507	17,242
GRAND TOTAL OF INDIAN AND FOREIGN MERCHANDISE . Value	—	—	—	—	—	3,50,106	2,80,467	1,90,114	2,67,927	1,66,378

No. 13—continued
RHODESIA
IMPORTS THEREFROM

ARTICLES	QUANTITY					VALUE				
	1924-25	1925-26	1926-27	1927-28	1928-29	1924-25	1925-26	1926-27	1927-28	1928-29
POSTAL ARTICLES NOT SPECIFIED	—	—	—	—	—	R	R	R	R	R
ALL OTHER ARTICLES OF MERCHANDISE	—	—	—	—	—	58	20	..
GRAND TOTAL	—	—	—	—	—	58	..	9,360	20	..

EXPORTS THEREFROM

INDIAN MERCHANDISE

ARTICLES	QUANTITY					VALUE				
	1924-25	1925-26	1926-27	1927-28	1928-29	1924-25	1925-26	1926-27	1927-28	1928-29
TEXTILES—						R	R	R	R	R
Jute—										
Manufactures—										
Gunny bags . . . No.	637,450	503,000	192,500	349,800	..	3,65,154	3,40,581	1,34,505	1,80,079	..
„ cloth . . . Yards	109,000	34,000	245,000	84,500	5,000	26,220	10,000	59,940	19,735	1,150
Rope and twine . . . Cwts.	336	377	963	280	..	12,745	13,725	40,070	7,130	..
ALL OTHER ARTICLES OF MERCHANDISE . . . Value	—	—	—	—	—	2,156	6,171	2,649	1,512	400
GRAND TOTAL	—	—	—	—	—	4,06,275	3,70,537	2,37,254	2,00,056	1,550

FOREIGN MERCHANDISE

ARTICLES	QUANTITY					VALUE				
	1924-25	1925-26	1926-27	1927-28	1928-29	1924-25	1925-26	1926-27	1927-28	1928-29
GRAND TOTAL . Value	—	—	—	—	—	R	R	R	R	R
GRAND TOTAL OF INDIAN AND FOREIGN MERCHANDISE . . . Value	—	—	—	—	—	4,06,275	3,70,537	2,37,254	2,00,106	1,550

PORTUGUESE EAST AFRICA
IMPORTS THEREFROM

ARTICLES	QUANTITY					VALUE				
	1924-25	1925-26	1926-27	1927-28	1928-29	1924-25	1925-26	1926-27	1927-28	1928-29
ARMS, AMMUNITION AND MILITARY STORES . . . Value	—	—	—	—	—	135	14,398	207	403	45
CLOCKS AND WATCHES AND PARTS THEREOF—										
Clocks and time-pieces . . . No.	..	1	2,023	7	8	..	15	15,907	1,310	55
COAL AND COKE—										
Coal . . . Tons	116,115	125,921	25,521	35,216	20,681	29,73,321	27,91,956	4,92,022	7,93,044	3,65,792
DRUGS AND MEDICINES (excluding CHEMICALS AND NARCOTICS) . . . Value	—	—	—	—	—	349	775	1,691	60	1,463
FRUITS AND VEGETABLES . . .	—	—	—	—	—	1,06,400	1,32,336	1,97,910	3,57,554	2,35,398
GRAIN, PULSE, AND FLOUR—										
Beans (dry) . . . Tons	69	49	50	4	11	10,620	14,042	10,520	800	2,470
Pulse . . .	59	49	169	114	54	6,796	9,381	41,860	20,546	9,343
Other sorts . . .	10	2	..	59	..	1,754	225	..	5,920	..
Total Grain, Pulse and Flour	138	100	219	177	65	19,170	23,648	52,380	27,566	11,813
IVORY—										
Unmanufactured . . . Lbs.	3,985	6,067	1,821	164	1,133	21,957	39,915	10,877	1,100	7,370
METALS AND ORES—										
Brass . . . Cwts.	543	429	154	33	1	16,109	15,821	4,090	880	20
Copper . . .	153	200	50	50	4	5,652	15,716	1,420	1,884	113
Other Metals . . . Tons	19	12	2	23	..	6,337	3,478	722	1,133	6
Total Metals and Ores	54	46	12	27	..	28,098	35,015	6,232	3,897	139
PROVISIONS AND OILMAN'S STORES, ETC. . . Value	—	—	—	—	—	73	1,960	541	2,725	16,113

PORTUGUESE EAST AFRICA—continued

IMPORTS THEREFROM—continued

ARTICLES	QUANTITY					VALUE				
	1924-25	1925-26	1926-27	1927-28	1928-29	1924-25	1925-26	1926-27	1927-28	1928-29
SALT Tons	6,900	1,97,238	..
SEEDS—										
Oil-seeds—										
Non-essential—										
Sesamum (oil or linseed) . Tons	8	1	51	2,000	178	16,027
Other kinds "	4	24	72	33	12	2,120	11,508	27,478	13,989	4
Total Seeds "	12	25	123	33	12	4,120	11,686	43,505	13,989	4
SHELLS AND COWRIES—										
Cowries Cwts.	9,348	12,167	11,334	4,171	5,443	67,610	1,00,572	74,321	23,344	31.2
Shells Value	—	—	—	—	—	1,123	3,474	1,537	580	4
Total Shells and Cowries "	—	—	—	—	—	68,733	1,04,046	75,858	23,924	32.2
TEXTILES—										
Cotton—										
Raw Tons	54	33	23	23	93	94,914	71,259	25,894	47,810	1,91.4
FOOTWEAR ARTICLES NOT SPECIFIED Value	—	—	—	—	—	3,655	6,022	5,298	4,174	3.74
ALL OTHER ARTICLES OF MERCHANDISE "	—	—	—	—	—	26,090	33,172	8,501	24,237	30.72
GRAND TOTAL "	—	—	—	—	—	33,46,910	33,18,196	9,37,018	15,00,079	8,99.75

EXPORTS THERETO

INDIAN MERCHANDISE

ARTICLES	QUANTITY					VALUE				
	1924-25	1925-26	1926-27	1927-28	1928-29	1924-25	1925-26	1926-27	1927-28	1928-29
APPAREL (including DRESSING, UNIFORMS, ACCOUTREMENTS but excluding HOSIERY AND BOOTS AND SHOES) Value	—	—	—	—	—	55,106	76,862	72,509	2,01,111	69,074
BOOTS AND SHOES Pairs	5,577	5,259	4,952	7,425	5,297	10,985	8,317	7,232	12,035	10,920
CANDLES OF ALL KINDS Lbs.	10,616	11,708	21,562	44,347	13,321	3,062	3,412	6,065	12,732	3,754
COIR, MANUFACTURED (excluding ROPE) Tons	15	16	10	1	6	5,407	7,392	5,535	730	1,333
CORDAGE AND ROPES OF VEGETABLE FIBRE (excluding JUTE AND COTTON) Cwts.	188	63	149	555	554	4,576	1,023	2,889	18,210	11,363
DRUGS AND MEDICINES (excluding CHEMICALS AND NARCOTICS) Value	—	—	—	—	—	11,016	11,319	12,026	16,235	10,630
DYING AND TANNING SUBSTANCES Cwts.	479	375	334	372	402	20,545	13,580	10,476	10,621	12,337
FISH (excluding CANNED FISH)—										
Fish, dry, unskated "	303	405	320	285	508	8,869	12,951	9,105	9,309	12,467
FRUITS AND VEGETABLES Value	—	—	—	—	—	12,544	17,468	9,591	18,823	31,337
FURNITURE AND CHINAWARE "	—	—	—	—	—	4,296	2,425	1,932	1,970	3,740
GLASS AND GLASSWARE "	—	—	—	—	—	1,500	4,610	5,965	3,975	1,399
GRAIN, PULSE AND FLOUR—										
Pulse Tons	192	194	217	466	271	49,332	55,449	70,127	1,03,520	90,416
Rice, not in the husk "	4,677	5,149	6,373	8,008	7,290	9,94,217	10,51,663	13,23,216	16,25,161	16,47,873
Rice flour and ground rice "	205	3	1	4	2	28,540	1,145	755	1,055	600
Wheat "	3	6	4	3	1	818	1,507	780	992	300
Wheat flour "	373	220	180	100	211	89,665	68,471	46,001	50,127	56,536
Other sorts "	33	31	49	35	27	8,275	8,149	9,676	8,791	8,619
Total Grain, Pulse and Flour "	5,473	5,603	6,724	8,676	7,803	11,08,897	11,76,684	14,49,654	17,89,656	16,61,683

No. 13—continued

PORTUGUESE EAST AFRICA—continued

EXPORTS THERETO—continued

INDIAN MERCHANDISE—continued

ARTICLES	QUANTITY					VALUE				
	1924-25	1925-26	1926-27	1927-28	1928-29	1924-25	1925-26	1926-27	1927-28	1928-29
HARDWARE AND CUTLERY (including PLATED WARE) Value	—	—	—	—	—	₤	₤	₤	₤	₤
KAPOK Cwts.	92	258	192	636	323	5,806	17,585	18,000	37,089	14,377
LAC "	21	31	62	125	223	4,410	4,908	6,918	17,592	27,216
LEATHER— Manufactures (excluding boots and shoes) Value	—	—	—	—	—	10,840	15,182	16,057	24,798	18,440
METALS AND ORES— Brass, bronze and similar alloys, wrought Cwts.	94	103	129	93	100	14,491	15,980	23,976	15,656	15,723
Iron or Steel Tons	88	727	153	59	60	10,404	36,225	8,038	5,290	6,590
Others "	1	1	1	2	2	3,375	3,211	2,240	3,580	6,250
Total Metals and Ores "	94	733	161	65	67	28,270	55,975	34,254	26,526	28,563
OILS— Vegetable, non-essential— Castor Gals.	3,669	6,619	2,087	2,442	1,789	9,675	15,125	8,341	4,275	3,037
Other sorts "	132	147	15	287	707	397	584	81	575	1,758
Total Vegetable, non-essential "	3,801	6,766	2,102	2,729	2,496	10,072	15,709	8,422	4,850	4,795
Other kinds "	282	93	96	627	77	724	191	550	1,373	496
Total Oils "	4,083	6,859	2,198	3,356	2,573	10,796	15,900	8,972	6,223	5,291
PARAFFIN WAX Tons	2,390	3,127	3,075	5,496	3,004	10,32,000	14,23,012	14,37,010	32,51,892	19,05,015
PERFUMERY (not being perfumed spirits) Value	—	—	—	—	—	4,474	5,210	3,285	5,221	4,868
PROVISIONS AND OILMAN'S STORES— Butter Cwts.	52	12	13	17	20	5,310	1,900	1,400	2,795	3,165
Ghi "	211	467	364	383	153	27,425	58,955	43,386	37,607	17,232
Other sorts of provisions Value	—	—	—	—	—	9,186	9,118	8,941	8,132	3,024
Total Provisions and Oilman's stores "	—	—	—	—	—	42,422	69,973	53,727	48,534	27,421
SEEDS Tons	59	80	50	140	139	50,560	1,32,484	93,205	84,830	93,304
SPICES Cwts.	377	357	237	426	1,168	19,542	20,370	14,217	28,580	1,15,115
SUGAR Tons	18	21	18	23	24	9,171	13,331	9,043	11,074	11,615
TEA, BLACK Lbs.	65,130	55,707	68,809	67,433	73,361	74,426	63,010	73,450	64,559	60,470
TEXTILES— Cotton— Raw Tons	..	10	670	6,500
Waste Cwts.	1,004	900	1,174	1,397	512	53,362	45,756	30,815	39,943	14,595
Twist and yarn Lbs.	..	2,500	..	300	36,600	..	2,500	..	300	18,262
Manufactures— Hosiery Value	—	—	—	—	—	13,650	7,325	3,850	4,900	4,650
Piece goods— Grey (unbleached) Yards	6,626,367	5,533,910	2,325,655	4,517,775	2,230,220	17,29,959	14,33,463	8,24,411	13,73,531	7,01,656
White (bleached) "	55,115	83,418	47,606	73,341	57,377	19,374	23,497	13,754	29,119	18,377
Coloured, printed, or dyed "	2,631,505	3,294,323	7,465,737	5,958,995	5,386,605	9,66,762	10,43,901	15,74,522	15,22,680	12,53,965
Total Piece goods "	9,362,987	8,920,656	10,339,048	10,550,111	7,674,702	27,15,195	25,08,800	27,12,687	29,25,330	19,74,593
Thread, sewing Lbs.	13,238	47,982	44,359	57,951	37,735	24,322	50,693	58,966	72,024	61,329
Other sorts of manufactures Value	—	—	—	—	—	1,92,463	2,20,124	1,06,614	1,98,254	39,451

No. 13—continued
 PORTUGUESE EAST AFRICA—continued
 EXPORTS THERE TO—continued

INDIAN MERCHANDISE—concluded

ARTICLES	QUANTITY					VALUE				
	1924-25	1925-26	1926-27	1927-28	1928-29	1924-25	1925-26	1926-27	1927-28	1928-29
						R	R	R	R	R
TEXTILES—continued										
Haberdashery and Millinery Value	—	—	—	—	—	4,058	6,017	9,280	18,925	17,738
Jute—										
Twist and yarn . . . Lbs.	22,000	32,450	182,774	59,804	184,868	6,454	12,826	38,427	10,489	33,765
Manufactures—										
Gunny bags . . . No.	7,971,229	6,900,800	8,404,860	9,670,246	12,415,236	46,57,198	51,35,264	46,31,454	47,33,057	57,99,192
" cloth . . . Yards	444,300	751,750	1,209,000	1,784,250	1,249,600	1,18,802	1,98,305	2,69,463	4,60,895	3,13,333
Rope and twine . . Cwts.	3,147	3,042	2,542	4,279	2,971	91,875	1,01,917	71,277	1,00,288	71,045
Other kinds . . . Value	—	—	—	—	—	1,784	200
Total Jute manufactures (including Twist and yarn) ..	—	—	—	—	—	48,70,111	54,48,312	50,10,621	58,05,429	62,18,077
Wool—										
Manufactures—										
Carpets and rugs . . Lbs.	74,106	9,356	3,199	3,177	7,152	1,50,237	15,793	5,564	6,240	7,183
Other textiles—										
Manufactured . . . value	—	—	—	—	—	5,085	6,085	450
TOYS AND REQUISITES FOR GAMES AND SPORTS (including FISHING TACKLE other than FIREARMS) . Value	—	—	—	—	—	7,327	2,781	750	1,663	1,433
UMBRELLAS (including PARASOLS AND SUNSHADES) No.	540	2,154	4,014	4,524	11,372	1,750	3,900	5,850	11,150	19,245
WOOD AND TIMBER—										
Timber other than railway sleepers—										
Teak wood . . . Cubic Tons	2,287	3,712	3,419	2,746	2,308	6,35,131	9,35,733	8,95,798	3,39,031	6,06,995
POSTAL ARTICLES . . . Value	—	—	—	—	—	45,125	45,097	1,36,469	87,671	94,029
ALL OTHER ARTICLES OF MERCHANDISE . . . "	—	—	—	—	—	48,423	43,776	25,310	42,665	46,206
GRAND TOTAL . . . "	—	—	—	—	—	1,14,33,149	1,25,89,245	1,24,33,840	1,53,06,495	1,33,13,416

FOREIGN MERCHANDISE

ARTICLES	QUANTITY					VALUE				
	1924-25	1925-26	1926-27	1927-28	1928-29	1924-25	1925-26	1926-27	1927-28	1928-29
						R	R	R	R	R
APPAREL (including DRAPERY, UNIFORM, ACCOUTREMENTS BUT excluding HOSIERY AND BOOTS AND SHOES) . Value	—	—	—	—	—	10,375	10,450	9,359	6,721	3,635
COAL AND COKE . . . Tons	600	1,440	..	15,600	40,840	..
CORDAGE AND ROPE OF VEGETABLE FIBRE (excluding JUTE AND COTTON) . . Cwts.	37	24	40	91	105	1,768	1,400	1,200	2,889	6,579
CUTLERY . . . Value	—	—	—	—	—	21,243	22,980	22,140	24,062	23,224
EARthenWARE AND PORCELAIN (including PIPES OF EARthenWARE) . "	—	—	—	—	—	4,196	5,487	2,741	3,233	6,556
FRUITS AND VEGETABLES—										
Fruits and vegetables dried, salted or preserved—										
Dates Tons	8	21	11	12	13	2,359	3,747	2,188	4,150	4,960
Other sorts . . . Value	—	—	—	—	—	3,862	6,554	6,591	6,252	..
Total Fruits and Vegetables ..	—	—	—	—	—	6,221	10,301	9,779	10,402	10,495
GLASS AND GLASSWARE—										
Beads and false pearls . . Cwts.	195	117	66	54	128	28,058	9,151	3,296	3,454	3,069
Other Glassware . . . Value	—	—	—	—	—	7,000	7,101	9,109	9,511	6,371
Total Glass and Glassware . . "	—	—	—	—	—	35,058	16,252	12,405	12,965	14,440

No. 13—continued

PORTUGUESE EAST AFRICA—continued

EXPORTS THERETO—continued

FOREIGN MERCHANDISE—continued

ARTICLES	QUANTITY					VALUE				
	1924-25	1925-26	1926-27	1927-28	1928-29	1924-25	1925-26	1926-27	1927-28	1928-29
GRAIN, FLOUR AND FLOUR—										
Rice not in the husk . . . Tons	6	20	2	3	9	1,280	5,400	475	900	1,020
GUMS AND RESINS . . . Cwt.										
	68	110	69	146	194	2,388	3,997	2,331	5,550	6,695
HARDWARE (excluding CUTLERY AND ELECTRO-PLATED WARE) . . . Value										
	—	—	—	—	..	23,008	23,788	12,116	13,104	18,626
INSTRUMENTS, APPARATUS, ETC.—										
Photographic . . . "	—	—	—	—	—	24,260	213
LEATHER MANUFACTURES (excluding boots and shoes) . . . "										
	—	—	—	—	—	1,250	1,760	5,010	10,370	3,878
MACHINERY AND MILLWORK . . . "										
	—	—	—	—	—	6,125	1,075	17,024	4,442	2,827
MATCHES . . . Gross of boxes	80,876	48,175	31,975	18,650	7,600	74,684	1,02,336	77,838	39,280	14,200
MATS AND MATTING . . . Sq. Yds.	1,250	1,380	3,068	5,652	2,850	1,860	1,470	1,698	6,800	3,650
METALS AND ORES—										
Iron or steel . . . Tons	21	8	7	3	21	5,358	2,344	3,322	1,370	4,230
Other sorts . . . "	2	2	1	2	1	5,328	4,561	4,095	6,903	3,820
Total Metals and Ores . . . "	23	10	8	5	22	11,391	6,905	7,417	8,273	8,050
OILS . . . Gals.										
	3,708	10,722	21,963	13,282	172	11,297	21,139	23,487	23,327	407
PAINTS AND COLOURS . . . Cwts.										
	215	84	63	48	58	9,457	5,987	7,424	6,704	6,600
PAPER AND PASTBOARD . . . Value										
	—	—	—	—	—	2,575	7,866	2,891	4,661	3,223
PROVISIONS AND OILMAN'S STORES . . . "										
	41	63	78	78	30	3,920	3,752	4,196	2,739	3,159
STATIONERY (excluding PAPER) . . . Value										
	—	—	—	—	—	7,680	10,142	9,625	17,574	9,780
SUGAR—										
16 Dutch Standard and above . . . Tons	56	30	24	30	72	19,391	3,648	5,250	7,232	19,129
Other sorts . . . "	700
Total Sugar . . . "	56	30	24	30	72	20,091	3,648	5,250	7,232	19,129
TEA . . . Lbs.										
	920	..	6,450	565	..	750	..	8,000	595	..
TEXTILES—										
Cotton—										
Manufactures—										
Hosiery . . . Value	—	—	—	—	—	39,325	41,842	23,279	25,948	17,989
Piece goods—										
Grey (unbleached) . . . Yards	734,716	1,172,050	1,750,152	1,175,630	6,80,314	2,75,199	4,47,426	5,67,520	3,49,663	1,92,468
White (bleached) . . . "	33,357	42,943	37,891	70,841	71,589	22,164	23,045	35,615	30,245	31,663
Coloured, printed, or dyed . . . "	673,860	737,141	315,765	457,041	2,44,056	2,97,307	2,30,301	91,544	1,80,451	76,586
Total Piece goods . . . "	1,441,933	1,952,134	2,163,808	1,703,512	9,95,959	5,94,670	7,01,272	6,94,679	5,40,362	3,00,718
Thread, sewing . . . Lbs.	28,358	22,492	15,490	14,130	3,823	40,650	34,355	23,175	23,462	20,333
Other sorts of manufactures . . . Value	—	—	—	—	60	4,975	6,575	1,370	1,596	86
Total Cotton manufactures (including twist and yarn) . . . "	—	—	—	—	—	6,50,120	7,34,044	7,42,503	5,91,367	3,39,104

PORTUGUESE EAST AFRICA
MADAGASCAR

(530)

No. 13—continued

PORTUGUESE EAST AFRICA—concluded
EXPORTS THERE TO—concluded

FOREIGN MERCHANDISE—concluded

ARTICLES	QUANTITY					VALUE				
	1924-25	1925-26	1926-27	1927-28	1928-29	1924-25	1925-26	1926-27	1927-28	1928-29
TEXTILES—continued						R	R	R	R	R
Raberdashery and Millinery . . . Value	—	—	—	—	—	8,825	12,225	10,886	35,555	17,955
Silk—										
Manufactures—										
Piece goods . . . Yards	4,830	1,808	600	3,754	600	8,500	2,786	1,500	5,472	800
Wool—										
Manufactures—										
Piece goods . . . "	—	572	836	567	—	—	600	1,375	1,265	—
Other sorts . . . Value	—	—	—	—	700	1,789	5,070	3,425	5,167	3,162
Total Woolen manufactures ..	—	—	—	—	—	1,789	5,670	5,300	6,432	3,162
Other Textiles, manufactured ..	—	—	—	—	—	2,122	—	16,450	33,315	16,720
UMBRELLAS (including PARASOLS AND SUN-SHADES) . . . No.	606	984	6,840	12,200	29,180	2,350	1,150	10,150	25,200	38,940
VEHICLES, excluding LOCOMOTIVES, ETC., FOR RAILWAYS . . . Value	—	—	—	—	—	13,950	3,140	1,400	4,804	2,867
POSTAL ARTICLES . . . "	—	—	—	—	—	10,942	9,932	11,540	10,575	9,427
ALL OTHER ARTICLES OF MERCHANDISE . . . "	—	—	—	—	—	29,518	33,321	21,916	34,201	33,572
GRAND TOTAL . . . "	—	—	—	—	—	10,20,095	11,18,297	10,68,048	10,05,319	6,40,277
GRAND TOTAL OF INDIAN AND FOREIGN MERCHANDISE . . . "	—	—	—	—	—	1,24,53,244	1,36,87,542	1,35,01,888	1,63,09,814	1,39,53,893

MADAGASCAR
IMPORTS THEREFROM

ARTICLES	QUANTITY					VALUE				
	1924-25	1925-26	1926-27	1927-28	1928-29	1924-25	1925-26	1926-27	1927-28	1928-29
G. Mica . . . Cwts.	—	—	—	298	—	R	R	R	R	R
Spices . . . "	—	—	—	40	342	—	—	—	4	26,465
WOOD AND TIMBER—										
Ornamental wood . . . Value	—	—	—	—	—	15,310	—	—	—	1,908
Other kinds . . . "	—	—	—	—	—	—	12,121	4,065	17,275	12,346
POSTAL ARTICLES NOT SPECIFIED . . . "	—	—	—	—	—	—	—	3	1,952	7,750
ALL OTHER ARTICLES OF MERCHANDISE . . . "	—	—	—	—	—	3,451	5,920	10,924	3,597	2,129
GRAND TOTAL . . . "	—	—	—	—	—	18,770	19,051	14,986	51,292	52,092

EXPORTS THERE TO

INDIAN MERCHANDISE

ARTICLES	QUANTITY					VALUE				
	1924-25	1925-26	1926-27	1927-28	1928-29	1924-25	1925-26	1926-27	1927-28	1928-29
GRAIN, PULSE AND FLOUR—						R	R	R	R	R
Pulse . . . Tons	5	5	8	21	32	857	1,347	1,823	2,897	7,044
PROVISIONS AND OILMAN'S STORES . . . Value	—	—	—	—	—	7,177	1,260	4,740	6,554	1,470
SEEDS . . . Cwts.	6	2	3	4	9	2,516	2,070	1,684	3,202	6,175
SPICES . . . "	50	27	45	33	40	2,401	2,072	3,050	2,110	3,330
TEXTILES—										
Jute—										
Manufactures—										
Gunny bags . . . No.	2,947,975	1,170,300	1,728,800	1,560,325	2,101,300	15,04,565	6,67,989	8,70,226	6,50,926	8,85,587
" cloth . . . Yards	99,500	320,000	—	150,000	46,000	16,700	73,410	—	24,000	13,480
UMBRELLAS AND UMBRELLA FITTINGS—										
Umbrellas Complete (including parasols and sun-shades) . No.	—	—	—	—	3,000	—	—	—	—	5,000
ALL OTHER ARTICLES OF MERCHANDISE . . . Value	—	—	—	—	—	16,632	14,052	5,725	9,501	30,727
GRAND TOTAL . . . "	—	—	—	—	—	18,50,948	7,62,209	8,97,198	6,90,130	9,52,313

No. 13—continued
MADAGASCAR—continued
EXPORTS THERE TO—continued

FOREIGN MERCHANDISE.										
ARTICLES	QUANTITY					VALUE				
	1924-25	1925-26	1926-27	1927-28	1928-29	1924-25	1925-26	1926-27	1927-28	1928-29
						R	R	R	R	R
TOTAL VALUE	—	—	—	—	—	9,170	4,263	3,021	6,002	3,912
GRAND TOTAL OF INDIAN AND FOREIGN MERCHANDISE Value	—	—	—	—	—	15,60,118	7,66,472	8,90,219	7,06,182	9,50,725

RÉUNION
IMPORTS THEREFROM

ARTICLES.	QUANTITY					VALUE				
	1924-25	1925-26	1926-27	1927-28	1928-29	1924-25	1925-26	1926-27	1927-28	1928-29
						R	R	R	R	R
TOTAL VALUE	—	—	—	—	—	122

EXPORTS THERE TO

INDIAN MERCHANDISE

ARTICLES	QUANTITY					VALUE				
	1924-25	1925-26	1926-27	1927-28	1928-29	1924-25	1925-26	1926-27	1927-28	1928-29
						R	R	R	R	R
FISH (excluding CANNED FISH) Cwts.	..	8	163	..	75	7,160
RAIS, PULSE AND FLOUR Tons	66	1,038	27	67	202	15,272	1,65,941	6,177	18,680	62,888
TEXTILES—										
Cotton—										
Manufactures—										
Piece-goods . . . Yards	24,000	12,000
Jute—										
Manufactures—										
Gunny bags . . . No.	..	250,000	8,800	251,400	5,10,200	..	1,62,500	3,971	1,13,813	2,56,000
ALL OTHER ARTICLES OF MERCHANDISE . . . Value	—	—	—	16,425	..	4,290	6,528	7,262	8,322	15,425
GRAND TOTAL . . .	—	—	—	—	—	10,502	3,35,044	29,410	1,40,824	3,42,567

FOREIGN MERCHANDISE

ARTICLES	QUANTITY					VALUE				
	1924-25	1925-26	1926-27	1927-28	1928-29	1924-25	1925-26	1926-27	1927-28	1928-29
						R	R	R	R	R
TOTAL VALUE	—	—	—	—	—	200	2,480	800	1,925	5,440
GRAND TOTAL OF INDIAN AND FOREIGN MERCHANDISE . . . Value	—	—	—	—	—	19,702	3,37,524	30,270	1,42,749	3,48,007

ZANZIBAR AND PEMBA
IMPORTS THEREFROM.

ARTICLES	QUANTITY					VALUE				
	1924-25	1925-26	1926-27	1927-28	1928-29	1924-25	1925-26	1926-27	1927-28	1928-29
						R	R	R	R	R
RESINS AND RESINE . . . Cwts.	217	68	55	251	143	11,381	1,448	3,072	12,617	4,860

No. 13—continued

ZANZIBAR AND PEMBA—continued
IMPORTS THEREFROM— continued

ARTICLES	QUANTITY					VALUE				
	1924-25	1925-26	1926-27	1927-28	1928-29	1924-25	1925-26	1926-27	1927-28	1928-29
INSTRUMENTS, APPARATUS, AND APPLIANCES AND PARTS THEREOF— Photographic— Cinematograph - films Length in feet	90,165	27,367	10,086	2,301
Other kinds of Instru- ments . . . Value	—	—	—	—	—	215	50	30	25	1,031
Total Instruments, etc. "	—	—	—	—	—	215	50	30	10,061	3,332
IVORY— Unmanufactured . . . Lbs.	37,976	24,949	22,407	23,013	11,171	2,61,119	1,80,296	1,62,194	1,58,589	72,861
METAL (excluding ORES) . Tons	12	22	15	153	62	7,894	7,967	8,147	24,362	12,774
PROVISIONS AND OILMAN'S STORES (including FISH AND FRUITS AND VEGETABLES, CANNED OR BOTTLED)—										
MILK, condensed and pre- served including Milk cream . . . "	..	11	31	284	160	..	673	2,520	19,196	11,061
Other sorts of provisions Value	—	—	—	—	—	6,337	1,513	8,647	4,476	848
Total Provisions and Oilman's stores . . "	—	—	—	—	—	6,337	2,186	11,167	23,672	11,909
SHELLS AND COWRIES— Tortoise-shell (includ- ing nakhia or nakhi) Lbs.	11,845	4,547	5,210	5,389	6,129	18,793	10,849	12,634	10,563	13,445
SPICES—										
Belemnite . . . Cwts.	1,593	2,444	1,402	300	66	31,845	66,793	37,938	5,179	1,062
Cardamom . . . "	81	339	339	4,660	..	21,700
Cloves . . . "	85,124	91,298	53,357	68,945	51,244	56,73,563	68,10,273	31,41,103	37,85,484	31,20,275
Nutmegs . . . "	6	440	300	26,400
Pepper . . . "	81	101	90	82	122	7,230	8,159	5,574	7,220	12,205
Other sorts . . . "	51	1	1	112	..	1,107	60	70	727	..
Total Spices . . . "	88,936	94,284	55,189	69,439	51,432	57,18,705	59,11,685	32,06,435	37,98,560	31,33,532
TEXTILES— Cotton— Raw . . . Tons	17	3	35	8	..	41,466	3,640	51,450	13,750	..
POSTAL ARTICLES NOT SPECIFIED . . . "	—	—	—	—	—	12,727	5,818	17,199	11,656	8,369
ALL OTHER ARTICLES OF MERCHANDISE . . . "	—	—	—	—	—	52,700	34,647	45,043	57,937	50,427
GRAND TOTAL . . . "	—	—	—	—	—	61,32,337	61,67,686	35,17,576	41,21,719	38,11,786

EXPORTS THERETO

INDIAN MERCHANDISE

ARTICLES	QUANTITY					VALUE				
	1924-25	1925-26	1926-27	1927-28	1928-29	1924-25	1925-26	1926-27	1927-28	1928-29
APPAREL (including DRAPEY, UNIFORMS, ACCOUTREMENTS, BUT excluding HOSIERY AND BOOTS AND SHOES) Value	—	—	—	—	—	15,270	13,563	8,565	10,750	7,275
BOOKS, PRINTED, AND PRINTED MATTER (not being STATIONERY), including MAPS AND CHARTS . Cwts.	118	91	60	91	95	27,065	20,690	12,915	17,255	32,020
BOOTS AND SHOES . . . Pairs	26,992	13,831	18,621	18,727	15,420	33,632	21,318	24,001	18,940	23,235
BUILDING AND ENGIN- EERING MATERIALS other than of IRON, STEEL OR WOOD . . . Value	—	—	—	—	—	2,785	6,120	9,456	1,165	7,130
CANDLES OF ALL KINDS . Lbs.	15,216	76,820	97,358	93,789	57,702	6,326	27,226	34,421	27,854	16,289
COR— Manufactured (excluding rope) . . . Tons	52	36	20	23	36	16,932	13,377	5,930	3,171	13,420
CORDAGE AND ROPE OF VEGETABLE FIBRE . Cwts.	110	129	63	96	120	5,114	2,707	2,965	2,170	3,700
DRUGS AND MEDICINES (excluding CHEMICALS AND NARCOTICS) Value	—	—	—	—	—	14,695	14,390	14,808	16,885	12,807

No. 13—continued
ZANZIBAR AND PEMBA—continued
EXPORTS THERETO—continued

INDIAN MERCHANDISE—continued

ARTICLES	QUANTITY					VALUE				
	1924-25	1925-26	1926-27	1927-28	1928-29	1924-25	1925-26	1926-27	1927-28	1928-29
DYEING AND TANNING SUBSTANCES—						R	R	R	R	R
Turmeric Cwts.	884	816	924	722	646	23,851	24,289	27,310	21,627	21,158
Other sorts "	2	8	..	25	12	89	860	..	760	265
Total Dyeing and Tanning substances "	886	824	924	747	658	23,931	24,689	27,310	22,377	21,417
FRUITS AND VEGETABLES—										
Fresh Fruits and Vegetables Value	—	—	—	—	—	14,886	39,159	34,006	50,162	44,247
Other sorts "	—	—	—	—	—	3,051	11,837	10,885	12,980	14,379
Total Fruits and Vegetables "	—	—	—	—	—	22,927	50,996	44,891	63,142	58,626
FURNITURE AND CABINET-WARE "	—	—	—	—	—	11,370	9,620	2,160	7,655	4,858
GRAIN, PULSES AND FLOUR—										
Jowar and bajra Tons	192	326	120	82	68	41,811	55,172	29,479	21,282	16,749
Pulses—										
Beans "	90	152	90	106	106	22,205	29,598	19,344	27,123	16,732
Gram "	108	111	186	139	113	26,248	30,611	37,407	39,119	30,838
Lentils "	170	198	371	225	150	43,687	55,200	1,08,616	70,041	41,448
Other sorts "	173	594	489	219	154	43,834	86,531	67,523	49,035	42,912
Total Pulse "	541	1,055	1,086	718	522	1,36,474	2,01,990	2,32,935	1,75,908	1,41,930
Rice not in the husk "	10,477	20,241	20,248	19,148	11,787	12,64,071	23,16,278	35,28,604	32,32,310	18,19,504
Wheat "	232	287	322	301	170	80,410	83,747	92,681	83,780	75,195
" Flour "	2,608	2,789	3,033	3,086	2,684	6,61,304	7,54,120	7,59,548	7,05,438	6,47,182
Other sorts "	11	6	10	10	27	2,654	2,034	2,065	2,689	5,265
Total Grain, Pulse and Flour "	14,111	24,704	24,869	23,344	15,308	27,85,724	44,13,401	46,45,353	42,21,477	27,05,825
HARDWARE AND CUTLERY, including PLATED WARE Value	—	—	—	—	—	42,208	23,426	13,869	23,742	14,508
INSTRUMENTS, APPARATUS, AND APPLIANCES AND PARTS THEREOF "	—	—	—	—	—	540	1,260	13,027	49,805	27,050
LEATHER—										
Hides and skins, tanned or dressed Tons	7	9	11	7	8	24,296	22,535	28,675	21,376	20,619
Unwrought Cwts.	34	32	12	35	34	5,673	5,804	2,700	4,940	7,695
METALS AND ORES—										
Brass, Bronze and similar alloys, wrought "	54	86	58	63	94	6,730	10,337	8,440	11,989	12,170
Copper, wrought "	69	171	54	30	40	6,135	16,325	4,858	3,100	3,615
Iron or Steel Tons	44	31	36	32	24	19,261	17,810	14,735	13,830	11,480
Others Cwts.	104	43	79	75	70	16,675	9,470	11,375	12,160	11,925
Total Metals and Ores Tons	55	46	45	41	34	40,801	53,942	39,402	41,089	40,190
PROVISIONS AND OILMAN'S STORES—										
Butter Cwts.	136	169	247	220	265	19,589	24,071	34,683	29,278	16,221
Ghi "	26	149	94	168	165	3,850	17,032	11,640	20,038	18,929
Other sorts of provisions Value	—	—	—	—	—	10,565	6,491	7,268	9,164	10,776
Total Provisions and Oilman's Stores "	—	—	—	—	—	33,999	47,644	53,591	58,475	45,924
SEEDS—										
Oil-seeds—										
Essential—										
Coriander Tons	21	18	21	16	17	10,162	9,395	11,725	11,259	12,054
Gummin (of or than black) "	58	53	46	39	44	48,970	43,202	40,185	41,679	43,810
Other sorts "	3	5	5	7	3	4,388	6,102	4,948	6,290	5,455
Total Needs, Essential "	82	76	72	62	64	63,520	58,699	56,858	59,228	61,319
Non-essential "	..	1	3	15	8	1,555	1,225	2,165	6,640	2,942
More than oil-seeds "	210	470	235	255	350
Total seeds "	82	76	75	78	72	65,285	60,394	59,318	66,123	64,611

INDIAN MERCHANDISE—concluded

ARTICLES	QUANTITY					VALUE				
	1924-25	1925-26	1926-27	1927-28	1928-29	1924-25	1925-26	1926-27	1927-28	1928-29
SPICES—										
Betelnuts . . . Cwts.	81	78	72	70	53	4,235	3,610	3,552	5,182	3,320
Cardamoms . . . "	38	30	24	38	20	8,870	6,785	6,600	7,095	3,800
Ginger . . . "	418	540	518	525	304	16,895	25,185	21,104	24,592	14,258
Pepper . . . "	610	377	423	250	175	25,342	15,765	24,727	18,775	14,255
Other sorts . . . "	40	81	50	54	66	825	1,115	1,815	2,088	2,040
Total Spices . . . "	1,187	981	1,091	940	603	56,167	52,460	57,796	57,682	37,710
STATIONERY (excluding PAPER) . . . Value	—	—	—	—	—	5,571	6,750	3,250	4,825	3,555
SUGAR—										
Sugar, 16 Dutch standard and above . . . Tons	52	25	9	12	6	39,310	15,420	5,571	7,805	3,743
Other kinds . . . "	15	15	16	10	18	7,430	7,960	9,650	12,088	10,877
Total Sugar . . . "	67	40	25	22	24	46,740	23,380	15,221	19,893	14,620
TEA—										
Black . . . Lbs.	79,878	109,935	61,644	54,616	71,948	68,790	1,06,585	56,486	48,376	57,415
FABRICS—										
Cotton—										
Twist and yarn . . . "	90,100	87,400	60,156	88,001	48,100	96,234	41,650	49,250	41,780	44,650
Manufactures— Handkerchiefs and shawls in the piece . . . No.	17,670	14,520	20,360	25,200	9,740	9,300	7,900	5,925	10,950	2,300
Hosiery . . . Value	—	—	—	—	—	7,645	6,365	3,300	3,400	1,600
Piece goods— Grey (unbleached) . . . Yards	2,046,868	1,476,859	1,527,227	1,456,320	1,152,858	7,27,562	4,66,557	5,12,306	4,73,006	2,31,584
White (bleached) . . . "	52,480	5,200	5,950	47,400	63,778	24,940	3,100	1,360	17,600	15,831
Coloured, printed, or dyed . . . "	1,465,790	1,218,451	3,317,177	3,445,786	2,460,495	5,91,493	4,60,658	10,06,995	9,56,874	6,12,105
Total Piece goods . . . "	3,565,138	2,699,510	4,849,554	4,949,506	3,677,131	13,43,995	9,30,310	15,20,651	14,47,880	9,59,410
Thread, sewing . . . Lbs.	6,386	10,232	5,899	7,668	4,912	9,920	19,000	7,140	8,540	5,685
Other sorts of man- ufactures . . . Value	—	—	—	—	48,128	10,514	25,877	15,385	22,095	30,745
Total Cotton manufac- tures (including twist and yarn) . . . "	—	—	—	—	—	14,87,108	10,32,102	16,02,171	15,34,645	10,44,770
Haberdashery and Mill- inery . . . "	—	—	—	—	—	2,330	4,505	12,900	23,770	11,070
Jute—										
Manufactures— Gunny bags . . . No.	541,650	304,750	392,250	465,675	316,700	3,10,523	1,98,557	2,17,952	2,37,300	1,69,186
Gunny cloth . . . Yards	233,000	42,000	307,000	170,000	181,000	56,155	10,600	79,037	42,650	41,250
Rope and twine . . . Cwts.	272	252	419	304	184	7,075	9,215	11,325	7,356	5,233
Others . . . "	1	2	—	—	12	225	65	—	—	365
Total Jute manufactures (including Twist and yarn) Value	—	—	—	—	—	3,73,978	2,18,437	3,08,314	2,87,306	2,16,034
TOBACCO . . . Lbs.	62,956	9,263	8,058	5,843	4,321	10,880	10,094	11,290	7,791	6,342
UMBRELLAS (including PARASOLS AND SUNSHADES) No.	2,357	2,484	1,920	2,200	3,064	7,103	5,900	3,500	5,300	6,050
WOOD AND TIMBER—										
Timber, other than Railway sleepers— Teak wood . . . Cubic Tons	710	1,108	218	219	203	1,08,550	2,17,276	36,855	39,416	57,675
Other kinds of wood and timber . . . Value	—	—	—	—	—	5,252	7,722	5,233	9,519	10,452
Total Wood and Timber . . . "	—	—	—	—	—	1,13,802	2,24,998	42,123	48,935	68,127
POSTAL ARTICLES . . . "	—	—	—	—	—	5,93,378	5,33,793	4,94,085	3,24,029	1,64,771
ALL OTHER ARTICLES OF MERCHANDISE . . . "	—	—	—	—	—	33,249	34,152	26,717	33,392	33,273
GRAND TOTAL . . . "	—	—	—	—	—	60,11,705	70,91,203	76,62,399	70,84,175	47,99,906

No. 13—continued

ZANZIBAR AND PEMBA—continued

EXPORTS THERETO—continued

FOREIGN MERCHANDISE

ARTICLES	QUANTITY					VALUE				
	1924-25	1925-26	1926-27	1927-28	1928-29	1924-25	1925-26	1926-27	1927-28	1928-29
APPAREL, (including DRAPEY, UNIFORMS AND ACCOUTREMENTS, BUT excluding HOSIERY AND BOOTS AND SHOES) . . . Value	—	—	—	—	—	R 24,141	R 7,540	R 7,410	R 6,678	R 1,684
CHEMICALS AND CHEMICAL PREPARATIONS (excluding CHEMICAL MANURES AND MEDICINES) . . . "	—	—	—	—	—	5,125	2,820	2,850	1,040	2,184
CUTLERY . . . "	—	—	—	—	—	24,204	8,500	4,417	9,291	4,000
DRUGS AND MEDICINES (excluding CHEMICALS AND NARCOTICS) . . . "	—	—	—	—	—	9,740	10,728	8,554	6,361	2,886
DYING AND TANNING SUBSTANCES . . . "	—	—	—	—	—	15,221	13,025	11,320	8,791	10,908
EARthenWARE AND PORCELAIN (excluding PIPS OF EARthenWARE) . . . "	—	—	—	—	—	5,907	6,373	1,874	828	1,960
FIREWORKS . . . "	—	—	—	—	—	2,115	3,072	6,066	5,804	3,107
FRUITS AND VEGE- TABLES . . . "	—	—	—	—	—	41,859	49,712	34,734	20,104	31,065
GLASS AND GLASSWARE . . . "	—	—	—	—	—	25,455	14,082	10,049	7,681	7,518
GUMS AND RESINS . . . Cwts.	59	75	99	156	55	2,943	5,170	2,760	5,392	2,249
HARDWARE (excluding CUTLERY AND ELECTRO- PLATED WARE) . . . Value	—	—	—	—	—	66,377	46,280	26,134	23,189	23,504
INSTRUMENTS, APPARATUS, AND APPLIANCES, AND PARTS THEREOF . . . "	—	—	—	—	—	2,514	11,805	2,414	1,450	3,190
MACHINERY AND MILLWORK . . . "	—	—	—	—	—	15,080	100	3,490	13,620	1,500
MATCHES . . . { Gross of Boxes	31,851	13,700	8,125	525	7,598	90,123	34,239	19,832	1,100	15,198
METALS AND ORES— 2. Brass, bronze, etc. . . Cwts.	43	19	36	15	22	7,000	5,335	4,680	1,550	2,350
Iron or steel . . . Tons	21	12	35	12	51	7,684	4,610	10,023	8,065	16,211
Others . . . "	9	6	4	2	3	30,515	16,340	12,136	6,705	5,055
TOTAL METALS AND ORES . . . "	82	19	41	15	55	45,199	26,335	26,844	16,320	23,596
PAPER AND PAPERBOARD Value	—	—	—	—	—	13,320	15,813	9,554	12,336	8,206
PERFUMERY (not being perfumed spirits) . . . "	—	—	—	—	—	925	2,420	4,140	2,435	4,405
PROVISIONS AND OILMAN'S STORES (excluding FISH AND FRUITS AND VEGE- TABLES, CANNED OR BOTTLED) . . . Cwts.	48	26	31	19	5	3,253	4,504	3,550	1,710	865
pieces . . . "	8	12	39	99	122	689	865	1,840	3,189	5,612
STATIONERY (excluding PAPER) . . . Value	—	—	—	—	—	3,552	5,636	7,661	7,906	6,506
SUGAR . . . Tons	2,225	1,158	1,593	1,129	842	8,50,377	3,58,680	4,11,258	3,28,237	2,48,046
TEXTILES— Cotton— Twist and yarn . . . Lbs.	2,700	1,200	1,600	1,600	1,400	5,350	2,050	2,325	2,037	2,460
Manufactures— Hosiery . . . Value	—	—	—	—	—	65,781	32,905	27,143	23,598	7,719
Piece goods— Grey (unbleached) . . . Yards	1,364,660	173,760	202,920	272,200	152,900	5,74,687	70,752	66,387	80,421	45,465
White (bleached) . . . "	213,638	152,961	80,105	45,687	15,100	87,516	66,057	24,217	16,125	5,505
Coloured, printed, or dyed . . . "	316,845	291,730	193,263	162,633	142,818	1,55,866	1,28,172	65,300	61,415	47,994
Fents of all de- scriptions . . . "	750	450
Total Piece goods . . . "	1,895,883	618,451	476,293	480,570	310,818	8,13,519	2,64,981	1,55,904	1,57,961	98,964
Thread, sewing . . . Lbs.	1,938	3,190	1,915	2,460	2,351	3,750	4,430	2,840	3,730	4,035
Other sorts of manufac- tures . . . Value	—	—	—	—	—	790	550	2,140	..	1,443
Total Cotton manu- factures (including Twist and yarn) . . . "	—	—	—	—	—	8,94,140	3,04,966	1,90,152	1,87,428	1,14,612

ZANZIBAR AND PEMBA—concluded

EXPORTS THERETO—concluded

FOREIGN MERCHANDISE—continued

ARTICLES	QUANTITY					VALUE				
	1924-25	1925-26	1926-27	1927-28	1928-29	1924-25	1925-26	1926-27	1927-28	1928-29
TEXTILES—continued						£	£	£	£	£
Haberdashery and Millinery . . . Value	—	—	—	—	—	11,216	15,225	20,851	19,239	17,890
Silk—										
Manufactures— Piece goods . . . Yards	3,172	6,184	2,195	450	..	5,836	7,990	3,000	700	..
Other sorts . . . Value	—	—	—	—	—	6,000
Total Silk manufactures . . .	—	—	—	—	—	11,836	7,990	3,000	700	..
Wool—										
Manufactures . . .	—	—	—	—	—	6,920	15,550	6,855	11,980	8,785
Other Textiles— Manufactured . . .	—	—	—	—	—	1,500	18,895	27,991	35,555	19,035
TOBACCO . . . Lbs.	55	..	823	212	..	3,600
UMBRELLAS (including PARASOLS AND SUNSHADES) No.	3,822	7,068	4,092	4,872	7,008	20,065	14,125	6,800	7,000	10,545
POSTAL ARTICLES . . . Value	—	—	—	—	—	76,131	67,842	72,949	49,565	48,923
ALL OTHER ARTICLES OF MERCHANDISE . . .	—	—	—	—	—	22,378	40,404	23,007	19,409	17,496
GRAND TOTAL . . .	—	—	—	—	—	23,05,910	11,08,536	6,62,267	8,20,950	6,49,861
GRAND TOTAL OF INDIAN AND FOREIGN MERCHANDISE . . .	—	—	—	—	—	62,17,615	31,99,739	36,45,566	79,05,125	34,49,766

KENYA COLONY
IMPORTS THEREFROM

ARTICLES	QUANTITY					VALUE				
	1924-25	1925-26	1926-27	1927-28	1928-29	1924-25	1925-26	1926-27	1927-28	1928-29
APPAREL (excluding HOSIERY AND BOOTS AND SHOES) . . . Value	—	—	—	—	—	5,773	1,320	2,738	6,013	64,475
ARMS, AMMUNITION AND MILITARY STORES . . .	—	—	—	—	—	2,029	4,268	5,079	15,594	3,548
BASKETS AND BASKETWARE . . .	—	—	—	—	—	22,226	35	10	25	..
CHEMICALS AND CHEMICAL PREPARATIONS (excluding CHEMICAL MANURES AND MEDICINES)—										
Soda compounds—										
Sodium carbonate (soda-ash and soda crystals) Cwts.	32,046	53,301	66,153	86,720	110,262	3,48,140	2,91,210	3,45,765	4,80,304	6,20,139
DYEING AND TANNING SUBSTANCES . . . Value	—	—	—	—	—	12,222	344	6,719	5,332	19,622
FRUITS AND VEGETABLES—										
Fresh fruits and vegetables . . .	—	—	—	—	—	39,420	22,320	55,883	55,045	1,30,642
GRAIN, PULSE, AND FLOUR . . . Tons	1	..	54	36	2,081	130	..	11,900	7,959	3,12,302
TONGS AND RESINS . . . Cwts.	258	446	1,133	113	56	14,227	14,333	26,224	8,224	2,000
HIDES AND SKINS RAW—										
HIDES RAW . . . Tons	54	10	21	221	56	73,150	16,900	14,850	4,94,316	84,713
SKINS RAW . . .	19	10	21	39	8	38,291	15,320	43,042	1,45,715	20,039
TOTAL HIDES AND SKINS, RAW . . .	73	20	42	310	64	1,03,441	32,220	57,892	6,40,531	1,04,802
HORNS, TIPS AND PIECES OF HORN . . . Cwts.	31	19	1	25,692	24,475	113
IVORY—										
Unmanufactured . . . Lbs.	42,047	17,394	5,392	37,344	12,774	2,90,557	1,18,043	40,069	2,51,544	94,233
Jewellery (excluding imitation jewellery, etc.) . . . Value	—	—	—	—	—	405	2,254	1,698	10,866	15,932
METALS (excluding ORES) . . . Tons	2	225	12	14	21	1,374	1,01,503	7,473	5,668	7,234
PROVISIONS AND OILMAN'S STORES (including FINE AND FRUIT AND VEGETABLES CANNED OR BOTTLED) . . . Value	—	—	—	—	—	9,530	10,726	7,928	8,470	2,373

No. 18—continued

KENYA COLONY—continued

IMPORTS THEREFROM—continued.

ARTICLES	QUANTITY					VALUE				
	1924-25	1925-26	1926-27	1927-28	1928-29	1924-25	1925-26	1926-27	1927-28	1928-29
SHELLS AND COWRIES—										
Cowries Cwts.	5,356	4,901	4,297	5,654	3,304	40,028	35,015	34,518	24,655	21,489
Spices	729	350	563	—	19	47,119	7,637	39,758	—	511
TREXLES—										
Cotton—										
Raw Tons	16,241	15,696	12,691	13,007	15,045	3,60,09,437	3,37,84,811	3,12,16,873	2,00,63,429	2,22,30,578
Manufactures—										
Piece goods—										
Coloured, printed or dyed Yards	27,421	47,172	35,452	29,447	6,192	19,744	36,512	23,478	24,092	3,227
WOOD AND TIMBER Value	—	—	—	—	—	22,628	26,137	37,153	44,402	23,312
POSTAL ARTICLES NOT SPECIFIED	—	—	—	—	—	23,300	35,300	37,310	43,663	40,757
ALL OTHER ARTICLES OR MERCHANDISE	—	—	—	—	—	71,639	52,494	37,334	50,995	45,637
GRAND TOTAL						3,71,05,963	3,45,26,504	3,20,14,398	2,17,56,235	2,33,50,323

EXPORTS THERETO

INDIAN MERCHANDISE

ARTICLES	QUANTITY					VALUE				
	1924-25	1925-26	1926-27	1927-28	1928-29	1924-25	1925-26	1926-27	1927-28	1928-29
APPAREL (including DRESS, UNIFORMS, ACCOUTREMENTS, BUT excluding HOSE AND BOOTS AND SHOES) Value	—	—	—	—	—	62,925	56,174	51,001	36,615	36,316
BOOKS, PRINTED, AND PRINTED MATTER (not being STATIONERY) including MAPS AND CHARTS Cwts.	54	37	76	144	160	7,521	9,635	11,331	19,243	21,709
BOOKS AND SHOES Pairs	44,193	50,936	36,174	25,339	25,439	33,758	1,03,470	43,998	53,361	55,913
BUILDING AND ENGINEERING MATERIALS other than OF IRON, STEEL OR WOOD Value	—	—	—	—	—	13,219	31,947	52,273	31,173	79,909
CARDERS OF ALL KINDS Lbs.	29,846	21,312	46,076	47,749	34,738	3,406	6,539	16,443	13,239	9,977
COIN, MANUFACTURED (excluding SOVS) Tons	57	65	60	37	113	25,199	33,996	31,931	50,000	54,465
CORDAGE AND ROPE OF VEGETABLE FIBRE (excluding JUTE AND COTTON) Cwts.	527	1,077	275	255	197	10,324	25,123	7,794	4,423	5,271
DRUGS AND MEDICINES (excluding CHEMICALS AND NARCOTICS) Value	—	—	—	—	—	31,551	32,632	33,145	42,090	50,090
DYING AND TANNING SUBSTANCES Cwts.	622	633	616	571	635	22,776	22,740	26,435	19,123	23,334
FRUITS AND VEGETABLES Value	—	—	—	—	—	20,243	43,320	23,779	47,113	40,301
FURNITURE AND CABINET-WARE	—	—	—	—	—	12,127	16,909	31,363	33,319	33,494
GLASS AND GLASSWARE	—	—	—	—	—	23,023	10,132	5,430	13,053	9,331

No. 13—continued
KENYA COLONY—continued
EXPORTS THERE TO—continued

INDIAN MERCHANDISE—continued

ARTICLES	QUANTITY					VALUE				
	1924-25	1925-26	1926-27	1927-28	1928-29	1924-25	1925-26	1926-27	1927-28	1928-29
GRAIN, PULSE AND FLOUR—										
Jowar and bafla . . . Tons	107	109	120	108	110	28,223	29,726	33,014	28,809	29,148
Pulse—										
Gram	109	170	201	194	182	27,485	47,129	56,226	51,847	49,553
Lentils	43	100	111	122	142	10,597	23,814	32,798	30,083	40,056
Other sorts	58	95	125	129	198	16,661	26,260	35,229	36,580	56,681
Total Pulse	210	365	437	445	522	54,743	1,02,323	1,24,253	1,18,510	1,46,290
Rice not in the husk	2,737	4,722	3,009	3,793	5,542	6,96,597	10,93,014	8,01,490	8,83,191	12,27,967
Wheat	86	121	138	135	120	22,998	35,545	40,235	41,920	33,979
Wheat flour	2,348	2,640	3,347	2,988	3,230	5,81,704	6,94,008	8,44,376	7,34,264	7,74,936
Other sorts	58	77	88	102	118	11,170	21,453	24,557	28,850	31,866
Total Grain, Pulse and Flour	5,540	8,034	7,139	7,566	9,642	13,93,435	19,76,969	18,07,955	18,40,044	22,43,811
HARDWARE AND CUTLERY, (including PLATED WARE), INSTRUMENTS, APPARATUS AND APPLIANCES AND PARTS THEREOF—										
LEATHER—										
Hides, tanned or dressed Tons	56	48	46	59	54	57,321	47,387	38,831	52,952	34,549
Skins, tanned or dressed Tons	7	7	4	4	4	766	3,000	27,819	20,753	36,394
Total Hides and Skins, tanned or dressed Tons	63	55	50	63	58	58,087	50,387	66,650	73,705	70,943
Unwrought Cwts.	93	89	203	152	179	18,972	17,295	24,892	17,605	25,710
Other sorts Value	—	—	—	—	—	44,490	23,025	32,458	28,192	30,300
Total Leather	—	—	—	—	—	2,16,661	1,86,050	1,81,768	2,01,310	1,99,871
MACHINERY AND MILLWORK	—	—	—	—	—	1,468	3,267	7,060	720	3,265
MANURES Tons	5	..	15	950	15	2,200
METALS AND ORES—										
Brass, Bronze, and similar alloys, wrought Cwts.	100	110	157	181	213	12,501	15,932	22,548	26,949	23,675
Copper wrought (sheets and other manufactures)	43	46	33	97	47	4,545	4,770	4,154	9,150	5,620
Iron or Steel—										
Bars and channel Tons	13	2	2	3	1	4,335	1,200	507	1,790	465
Nails, screws, rivets, and washers	11	7	17	11	6	4,970	3,504	7,935	4,504	3,280
Other sorts	17	3	30	15	5	4,470	2,485	11,466	4,468	2,031
Total Iron or Steel	41	12	49	29	12	13,825	7,189	19,958	10,762	5,831
Others	17	7	7	20	14	57,477	26,000	23,130	32,942	37,470
Total Metals and Ores	65	27	66	63	39	88,348	53,981	69,840	79,603	72,599
OILS Gals.	1,100	1,368	1,084	3,210	2,963	6,452	8,080	3,536	9,412	9,647
PARAFFIN WAX Tons	30	13,650	..	114
PERFUMERY not being PERFUMED SPIRITS Value	—	—	—	—	—	5,045	3,570	4,204	3,680	5,240
PROVISIONS AND OILMAN'S STORES (including FISH AND FRUITS AND VEGETABLES, CANNED OR BOTTLED)—										
Butter Cwts.	14	48	43	94	132	1,725	6,465	5,325	12,245	16,290
Ghi	46	45	98	80	92	5,641	4,692	12,149	12,645	11,475
Pickles, chutnies, and condiments	453	379	402	446	391	19,694	17,697	19,621	20,050	17,823
Other sorts of provisions Value	—	—	—	—	—	18,783	34,263	26,062	24,761	34,994
Total Provisions and Oilman's stores	—	—	—	—	—	45,843	63,117	63,157	69,701	70,682

No. 13—continued
KENYA COLONY—continued
EXPORTS THEREOF—continued

INDIAN MERCHANDISE—concluded

ARTICLES	QUANTITY					VALUE				
	1924-25	1925-26	1926-27	1927-28	1928-29	1924-25	1925-26	1926-27	1927-28	1928-29
SEEDS—										
Essential—						R	R	R	R	R
Coriander Tons	30	32	33	32	31	13,809	17,856	19,399	24,750	26,431
Cummin (other than black) "	24	22	17	15	18	21,633	19,332	15,869	19,571	24,122
Other sorts "	23	23	22	23	22	10,363	12,368	13,201	15,660	15,181
Total Seeds, Essential "	77	77	72	80	71	45,805	49,556	48,469	59,981	65,734
Non-essential—										
Tea "	7	20	16	40	57	36,635	74,211	62,200	1,31,597	2,34,632
Other sorts of seeds "	8	8	10	9	15	4,232	4,060	4,907	4,794	7,800
Total Seeds "	87	105	98	129	143	86,722	1,27,327	1,15,636	1,96,372	3,08,166
SPICES—										
Betelnuts Cwts.	442	530	641	620	532	23,812	33,213	45,209	43,451	37,708
Cardamoms "	24	33	22	46	22	5,060	3,695	6,060	3,630	3,261
Ginger "	300	433	430	382	326	13,370	22,865	21,075	20,176	17,352
Pepper "	318	256	264	197	168	13,818	12,988	16,160	12,865	11,755
Other sorts "	44	71	11	18	66	1,375	2,695	453	665	2,708
Total Spices "	1,128	1,323	1,368	1,263	1,104	57,435	80,654	89,557	85,787	73,284
STATIONERY (excluding PAPER) Value	—	—	—	—	—	16,047	17,220	18,015	21,266	20,249
SUGAR—										
Sugar, 16 Dutch standard and above Tons	24	20	15	9	10	15,324	12,240	8,030	7,523	6,638
Others "	—	—	1	—	2	712	110	454	120	1,360
Total Sugar "	24	20	16	9	12	16,036	12,350	8,484	7,643	8,098
TEA—										
Black Lbs.	654,682	652,975	630,912	617,330	625,262	7,18,694	8,11,559	6,93,612	6,70,618	5,57,571
TEXTILES—										
Cotton—										
Waste Cwts.	859	1,073	1,109	623	767	32,234	34,974	40,923	18,749	23,266
Twist and Yarn Lbs.	30,610	40,227	54,208	50,803	72,902	37,100	41,825	46,712	41,600	62,055
Manufactures—										
Hosiery Value	—	—	—	—	—	9,150	6,610	8,150	11,725	6,760
Piece goods—										
Grey (unbleached) Yards	4,165,526	3,922,302	2,497,185	2,067,023	1,679,105	16,87,907	13,44,705	8,55,620	6,95,102	5,74,623
White (bleached) "	33,184	5,040	12,239	40,500	197,293	25,550	2,584	5,278	13,150	51,414
Coloured, printed, or dyed "	2,921,477	3,631,539	5,853,832	6,592,033	6,440,300	12,63,408	13,28,115	16,19,314	17,39,632	17,06,096
Total Piece goods "	7,145,187	7,558,881	8,367,256	8,700,551	8,317,200	28,76,865	26,75,404	24,80,712	24,47,884	23,32,133
Thread, sewing Lbs.	50,301	43,834	29,692	37,336	35,962	75,753	69,830	40,147	58,750	43,856
Other sorts of manufactures Value	—	—	—	—	—	7,93,068	1,48,334	85,157	1,49,558	1,74,716
Total Cotton manufactures (including twist and yarn) "	—	—	—	—	—	37,91,934	29,41,553	26,66,878	27,09,577	28,19,519
Haberdaehery and millinery "	—	—	—	—	—	8,903	18,475	8,560	15,933	22,336
Jute manufactures—										
Gunny bags No.	4,055,324	3,365,050	4,241,350	4,160,575	5,440,027	23,61,688	22,29,952	23,2,109	21,54,647	27,62,432
" cloth Yards	1,195,442	1,220,450	911,340	523,240	1,534,000	3,25,226	3,44,484	2,13,937	1,37,076	3,76,798
Rope and Twine Cwts.	1,956	1,613	2,728	1,820	2,240	37,616	50,231	73,923	44,861	54,827
Other sorts Value	—	—	—	—	—	1,250	2,140	545	300	5,345
Total Jute manufactures (including Twist and yarn) "	—	—	—	—	—	27,45,780	26,26,857	26,16,514	23,36,884	32,00,902
WOOL—										
Manufactures Lbs.	—	—	—	—	—	17,094	7,122	14,072	11,856	19,414
TOBACCO Lbs.	2,137	4,350	2,056	1,149	3,917	3,301	3,633	3,543	2,037	4,547
UMBRELLAS, including PARASOLS AND SUN-SHADES No.	1,500	2,591	6,486	9,101	11,032	1,900	4,570	12,530	17,220	20,250
WOOD AND TIMBER—										
Timber, other than railway sleepers—										
Teak wood Cubic Tons	253	480	1,279	482	1,051	44,304	98,254	2,36,022	92,235	2,35,069
Other kinds of Wood and Timber "	—	—	1	—	—	—	9,890	6,011	1,505	3,365
Manufactures of wood other than furniture and cabinet ware Value	—	—	—	—	—	3,990	7,798	8,331	16,707	13,784
POSTAL ARTICLES "	—	—	—	—	—	7,09,580	7,01,693	5,42,403	5,55,606	8,48,511
OTHER ARTICLES OF MERCHANDISE "	—	—	—	—	—	41,873	34,482	43,362	44,706	41,143
GRAND TOTAL "	—	—	—	—	—	1,04,32,535	1,02,73,925	97,74,631	94,45,240	1,06,31,509

KENYA COLONY—continued

EXPORTS THERE TO—continued

FOREIGN MERCHANDISE

ARTICLES	QUANTITY					VALUE				
	1924-25	1925-26	1926-27	1927-28	1928-29	1924-25	1925-26	1926-27	1927-28	1928-29
ANIMALS, LIVING—						R	R	R	R	R
Horses No.	6	1	1	..	1	20,000	3,000	1,000	..	2,500
APPAREL (including DRAPERY, UNIFORMS, ACCOUTREMENTS, ETC. excluding HOSIERY AND BOOTS AND SHOES) Value	—	—	—	—	—	56,850	44,382	35,845	17,876	26,147
BOOKS, PRINTED AND WRITTEN MATTER (not being STATIONERY) including MAPS AND CHARTS Cwts.	30	17	23	22	23	4,516	4,568	7,226	6,281	3,442
BOOTS AND SHOES Pairs	2,773	926	180	154	701	8,867	5,122	828	500	2,145
CHEMICALS AND CHEMICAL PREPARATIONS (excluding CHEMICAL MANURES AND MEDICINES) Value	—	—	—	—	—	4,362	2,716	3,986	4,060	2,818
CUTLERY "	—	—	—	—	—	86,450	47,467	33,727	19,665	39,861
DRUGS AND MEDICINES (excluding CHEMICALS AND NARCOTICS) "	—	—	—	—	—	9,967	14,864	11,696	10,943	10,980
DYING AND TANNING SUBSTANCES—										
ANILINE lbs.	1,450	1,074	1,866	2,624	1,698	3,850	2,478	3,038	5,555	3,325
OTHER SORTS Value	—	—	—	—	—	750	1,395	675	735	610
TOTAL "	—	—	—	—	—	4,600	3,871	3,908	6,290	3,935
EARTHENWARE AND PORCELAIN (excluding PIPES OF EARTHENWARE) "	—	—	—	—	—	16,475	6,290	11,697	6,381	1,713
FIREWORKS "	—	—	—	—	—	4,440	3,877	8,581	5,409	6,123
FRUITS AND VEGETABLES "	—	—	—	—	—	37,157	56,577	55,414	61,739	61,087
GLASS AND GLASSWARE "	—	—	—	—	—	47,190	37,708	26,009	26,978	32,352
GUMS AND RESINS Cwts.	30	76	111	93	118	1,225	3,037	4,575	4,010	5,955
HARDWARE (including CUTLERY AND ELECTROPLATED WARE) Value	—	—	—	—	—	2,41,215	1,56,610	87,839	77,255	48,523
INSTRUMENTS, APPARATUS, AND APPLIANCES, AND PARTS THEREOF "	—	—	—	—	—	25,145	24,152	26,910	24,228	27,166
LEATHER "	—	—	—	—	—	39,663	29,976	7,352	16,599	9,097
MACHINERY AND MILLWORK "	—	—	—	—	—	1,49,241	1,23,379	44,217	23,464	30,888
MATS AND MATTINGS Sq. Yds.	5,415	4,064	16,955	11,660	6,580	6,057	3,320	11,188	6,910	4,040
METALS AND ORES—										
Iron or steel—										
Bars and channels Tons	3	1	1	32	7	959	275	440	6,613	1,715
Hoops and strips "	20	4	5,200	1,000	72
Nails, screws, rivets and washers "	8	4	7	1	3	4,394	2,761	2,077	916	1,086
Other sorts "	10	3	22	176	55	3,594	1,510	5,819	32,645	12,561
Total Iron or steel "	41	12	30	208	65	14,147	5,546	7,908	40,174	15,362
Others "	46	47	23	12	9	1,59,055	1,54,580	69,209	13,686	20,923
Total Metals and Ores "	87	59	53	220	74	1,73,202	1,60,376	77,117	53,860	36,285
OILS Gals.	18,023	43,408	3,325	6,337	3,456	37,316	44,293	10,256	11,454	6,464
PAINTS AND COLOURS Cwts.	49	45	47	30	157	3,209	3,720	3,793	3,265	7,195
PAPER AND PASTEBOARD—										
Paper—										
Printing paper "	19	18	65	30	107	500	525	2,370	2,350	3,510
Writing paper and envelopes Value	—	—	—	—	—	10,500	5,580	4,267	7,867	4,910
Other kinds Cwts.	305	208	111	234	156	4,240	5,590	4,355	4,720	5,305
Total Paper Value	—	—	—	—	—	15,240	11,695	10,992	14,437	13,725

No. 13—continued
KENYA COLONY—concluded
EXPORTS THERETO—concluded

FOREIGN MERCHANDISE—continued

ARTICLES	QUANTITY					VALUE				
	1924-25	1925-26	1926-27	1927-28	1928-29	1924-25	1925-26	1926-27	1927-28	1928-29
PROVISIONS AND OILMAN'S STORES (excluding FISH, AND FRUITS, AND VEGETABLES, CANNED OR BOTTLED) Cwts.	55	141	362	57	195	5,239	5,376	26,767	6,038	17,649
RUBBER MANUFACTURES . Value	—	—	—	—	—	863	151	6,880	3,109	15,320
SOAP Cwts.	78	14	7	7	6	5,443	1,046	210	508	180
SPICES "	12	42	19	327	182	705	2,455	935	8,610	8,109
STATIONERY (excluding PAPER) Value	—	—	—	—	—	55,457	18,660	16,375	17,506	14,686
SUGAR—										
Sugar, 16 Dutch Standard and above Tons	868	440	350	816	1,547	2,31,492	1,24,324	96,650	2,47,140	4,36,776
CMA Lbs.	4,817	..	10,328	2,709	..	8,250
TEXTILES—										
Cotton—										
Twist and yarn "	7,336	..	1,500	800	..	14,875	..	1,760	800	..
Manufactures—										
Hosiery Value	—	—	—	—	—	65,255	69,208	65,444	48,363	23,210
Piece-goods—										
Grey (unbleached) . Yards	3,324,987	947,800	642,500	691,850	276,413	15,66,930	2,59,279	2,01,144	1,97,422	73,439
White (bleached) "	57,980	126,614	116,000	69,682	93,106	23,756	61,385	47,332	32,624	32,905
Coloured, printed, or dyed "	1,655,119	1,532,931	891,605	768,885	543,153	8,25,940	6,44,464	3,14,960	2,71,036	1,61,272
Fents of all descriptions "	4,560	1,025
Total Piece-goods "	5,638,086	2,606,345	1,660,755	1,529,867	913,672	24,26,656	10,65,078	5,64,461	5,01,087	2,67,616
Thread, sewing Lbs.	25,620	14,250	8,777	14,722	13,379	39,890	18,755	15,600	18,088	19,480
Other sorts of manufactures Value	—	—	—	—	—	91,828	21,556	5,911	20,360	9,710
Total Cotton manufactures (including twist and yarn) "	—	—	—	—	—	26,38,504	11,74,591	6,58,256	5,38,643	3,30,616
Haberdashery and millinery "	—	—	—	—	—	31,903	29,153	41,926	60,208	63,513
Silk—										
Manufactures "	—	—	—	—	—	29,848	12,625	4,705	9,750	13,472
Wool—										
Manufactures "	—	—	—	—	—	17,973	11,605	6,390	23,605	60,615
Other Textiles "	—	—	—	—	—	9,330	17,798	26,787	63,556	1,49,995
TOYS AND REQUISITES FOR GAMES AND SPORTS including FISHING TACKLE (other than FIREARMS) . Value	—	—	—	—	—	6,530	3,112	5,395	6,308	3,662
UMBRELLAS, including PARASOLS AND SUN-SHADES No.	4,582	6,201	11,415	19,576	17,300	7,900	8,700	15,740	32,725	25,250
VEHICLES excluding LOCOMOTIVES, ETC., FOR RAILWAYS—										
Carriages and carts (excluding Railway carriages) and parts thereof Value	—	—	—	—	—	2,110	..	7,750	6,537	745
Other sorts "	—	—	—	—	—	60,965	32,344	4,713	1,930	5,987
POSTAL ARTICLES "	—	—	—	—	—	1,02,124	1,00,051	70,144	60,045	37,076
ALL OTHER ARTICLES OF MERCHANDISE "	—	—	—	—	—	41,558	67,601	50,516	54,134	36,248
GRAND TOTAL "	—	—	—	—	—	43,44,320	24,11,638	15,36,993	16,21,715	16,51,965
GRAND TOTAL OF INDIAN AND FOREIGN MERCHANDISE "	—	—	—	—	—	1,47,76,865	1,26,84,712	1,13,11,774	1,10,66,955	1,22,87,436

No. 13—continued
TANGANYIKA TERRITORY
IMPORTS THEREFROM

ARTICLES	QUANTITY					VALUE				
	1924-25	1925-26	1926-27	1927-28	1928-29	1924-25	1925-26	1926-27	1927-28	1928-29
GRAIN, PULSE AND FLOUR—						R	R	R	R	R
Jawar and bajra . . . Tons	212	9	87,905	2,460	..
HIDES AND SKINS, RAW . . "	3	1	..	49	5	2,810	600	..	81,656	4,650
IVORY—										
Unmanufactured . . . Lbs	20,415	25,828	20,800	16,581	9,869	1,38,698	1,33,680	1,49,051	1,21,454	67,060
METALS (excluding ORES) . Tons	68	32	36	44	33	43,846	17,967	19,845	19,722	16,903
TEXTILES—										
Cotton—										
Raw "	174	227	780	280	191	3,58,650	4,77,200	12,75,817	4,68,900	3,03,090
POSTAL ARTICLES NOT SPECIFIED . . . Value	—	—	—	—	—	4,379	5,019	7,596	7,044	8,129
ALL OTHER ARTICLES OF MERCHANDISE . . . "	—	—	—	—	—	21,309	48,698	15,996	12,518	17,228
GRAND TOTAL . . . "	—	—	—	—	—	5,69,687	6,83,159	15,06,210	7,08,754	4,17,059

EXPORTS THERETO

INDIAN MERCHANDISE

ARTICLES	QUANTITY					VALUE				
	1924-25	1925-26	1926-27	1927-28	1928-29	1924-25	1925-26	1926-27	1927-28	1928-29
APPAREL (including DRAPELRY, UNIFORMS, ACCOUTREMENTS, BUT excluding HOBBIERY AND BOOTS AND SHOES) . Value	—	—	—	—	—	R	R	R	R	R
						13,799	11,755	9,580	12,025	9,640
BOOKS, PRINTED, AND PRINTED MATTER (not being STATIONERY), including MAPS AND CHARTS . . . Cwts.	15	12	58	82	66	2,075	1,710	7,900	14,142	11,801
BOOTS AND SHOES . . . Pairs	21,947	14,246	22,103	31,674	29,486	35,697	20,150	32,057	46,080	42,085
CANDLES OF ALL KINDS . Lbs	9,888	15,073	10,872	11,250	6,058	4,121	5,588	5,030	3,500	2,600
DRUGS AND MEDICINES (excluding CHEMICALS AND NARCOTICS) . . . Value	—	—	—	—	—	7,495	3,230	7,355	15,630	11,211
DYING AND TANNING SUBSTANCES . . . Cwts.	294	333	315	339	506	8,722	10,390	10,187	11,550	15,337
FRUITS AND VEGETABLES . Value	—	—	—	—	—	5,810	8,171	7,494	13,341	17,508
Furniture and Cabinetworks . "	—	—	—	—	—	2,925	1,313	1,623	4,848	5,700
Glass and Glass ware . . "	—	—	—	—	—	4,305	4,000	4,060	5,690	3,565
GRAIN, PULSE AND FLOUR—										
Pulse Tons	76	111	160	138	149	20,957	29,601	44,292	39,262	40,068
Rice not in the husk . . "	215	499	311	256	249	68,299	1,37,638	1,00,867	32,758	30,135
Wheat "	130	174	205	250	220	34,855	47,011	56,750	69,485	59,110
Wheat flour "	1,000	629	574	390	201	2,21,152	1,56,633	1,40,366	39,033	46,008
Other sorts "	19	22	16	16	23	4,923	4,912	3,724	4,120	7,026
Total Grain, Pulse and Flour . . "	1,440	1,435	1,266	1,050	842	3,50,186	3,76,060	3,46,019	2,84,658	2,32,387
HARDWARE AND CUTLERY Value	—	—	—	—	—	11,905	11,836	9,837	14,969	7,915
INSTRUMENTS, APPARATUS, AND APPLIANCES AND PARTS THEREOF . . "	—	—	—	—	—	1,229	2,955	9,550	22,084	37,099
LEATHER—										
Hides and Skins, tanned or dressed . . . (as No.)	14	2	8	7	11	90,905	11,234	17,415	16,718	23,373
Other sorts Value	—	—	—	—	—	12,322	7,060	9,080	12,715	12,597
Total Leather "	—	—	—	—	—	1,03,227	18,294	26,495	29,433	35,970
METALS AND ORES . . . Tons	19	17	29	27	25	13,315	19,027	29,533	60,548	53,911
OILS Gals.	1,647	142	77	123	271	3,550	2,350	1,340	850	1,306

No. 13—*continued*
TANGANYIKA TERRITORY—*continued*
EXPORTS THERETO—*continued*

INDIAN MERCHANDISE—*continued*

ARTICLES	QUANTITY					VALUE				
	1924-25	1925-26	1926-27	1927-28	1928-29	1924-25	1925-26	1926-27	1927-28	1928-29
PROVISIONS AND OILMAN'S STORES (including FISH AND FRUITS AND VEGETABLES, CANNED OR BOTTLED)—						R	R	R	R	R
Butter Cwts.	488	472	574	620	1,010	72,082	78,014	79,760	85,100	1,35,461
Other sorts of provisions Value	—	—	—	—	—	8,762	9,250	12,840	24,578	117,062
Total Provisions and Oilman's stores "	—	—	—	—	—	82,844	82,264	92,600	1,00,678	1,58,123
SEEDS Tons	25	21	18	27	28	16,028	16,875	18,704	20,481	27,498
SPICES—										
Betelnuts Cwts.	112	122	111	128	164	5,216	7,040	7,506	8,062	9,867
Ginger <i>Si</i> "	79	116	116	111	82	2,930	4,175	4,395	5,108	3,715
Pepper "	188	137	163	115	138	7,900	6,645	9,430	6,674	10,442
Other sorts "	57	62	60	24	80	2,862	3,025	2,745	1,262	2,830
Total Spices "	436	438	450	388	465	18,907	20,885	24,076	21,101	26,854
SUGAR Tons	12	5	1	7,765	3,640	1,815	870	150
TEA, BLACK Lbs.	85,068	65,988	58,078	77,798	1,07,088	39,021	81,141	62,582	80,568	1,02,260
TEXTILES—										
Cotton—										
Twist and Yarn Lbs.	5,400	8,212	12,168	2,856	18,840	4,250	8,000	11,500	2,650	11,940
Manufactures—										
Piece goods—										
Grey (unbleached) Yards	4,976,092	3,496,722	3,134,920	1,866,910	2,816,417	18,29,186	11,87,162	9,72,097	5,78,478	6,01,304
White (bleached) "	19,600	7,408	..	107,378	45,900	6,860	2,650	..	78,410	14,600
Coloured, printed, or dyed "	1,807,418	2,457,510	6,596,494	9,270,459	9,668,052	7,67,211	11,89,497	15,85,352	22,89,246	22,61,615
Total Piece goods "	6,803,110	6,961,640	9,731,414	11,244,741	12,530,369	26,08,197	23,29,279	25,57,420	29,86,129	31,77,519
Thread, Sewing Lbs.	5,060	10,861	5,674	5,135	6,996	6,500	14,420	7,820	5,846	7,230
Other sorts of manufactures Value	—	—	—	—	—	1,19,891	1,11,189	1,02,820	99,749	1,08,815
Total Cotton manufactures (including twist and yarn) "	—	—	—	—	—	27,33,778	24,62,888	26,79,129	30,44,978	38,06,504
Jute—										
Manufactures—										
Gunny bags No.	269,100	477,225	335,500	568,325	641,800	1,60,749	2,42,143	1,61,068	2,91,241	2,77,620
cloth Yards	225,600	73,000	160,000	258,500	250,000	65,174	24,447	28,550	54,802	61,737
Rope and Twine Cwts.	90	336	312	244	283	2,170	8,617	8,287	6,407	7,880
Silk manufactures Value	—	—	—	—	—	6,600	..	250
UMBRELLAS including PARASOLS AND SUNSHADES No.	360	..	3,500	8,126	18,468	800	..	7,200	21,200	21,700
WOOD AND TIMBER Value	—	—	—	—	—	6,712	12,435	7,897	8,585	12,620
FOURAL ARTICLES "	—	—	—	—	—	95,720	95,870	1,01,408	1,33,977	1,39,147
ALL OTHER ARTICLES OF MERCHANDISE "	—	—	—	—	—	28,927	37,508	31,270	25,245	28,291
GRAND TOTAL "	—	—	—	—	—	38,34,454	28,91,382	37,42,751	43,60,821	46,51,958

No. 13—continued
UGANDA PROTECTORATE
IMPORTS THEREFROM

ARTICLES	QUANTITY					VALUE				
	1924-25	1925-26	1926-27	1927-28	1928-29	1924-25	1925-26	1926-27	1927-28	1928-29
POSTAL ARTICLES NOT SPECIFIED. Value	—	—	—	—	—	R 677	R ..	R ..	R 18	R ..
ALL OTHER ARTICLES OF MERCHANDISE "	—	—	—	—	—	25	881	..	590	2,228
GRAND TOTAL "	—	—	—	—	—	702	881	..	608	2,228

EXPORTS THERETO

INDIAN MERCHANDISE

ARTICLES	QUANTITY					VALUE				
	1924-25	1925-26	1926-27	1927-28	1928-29	1924-25	1925-26	1926-27	1927-28	1928-29
POSTAL ARTICLES Value	—	—	—	—	—	R ..	R ..	R 1,14,660	R 1,86,410	R 2,27,462
ALL OTHER ARTICLES OF MERCHANDISE "	—	—	—	—	—	760	1,260	..
GRAND TOTAL "	—	—	—	—	—	760	..	1,14,660	1,87,670	2,27,462

FOREIGN MERCHANDISE

ARTICLES	QUANTITY					VALUE				
	1924-25	1925-26	1926-27	1927-28	1928-29	1924-25	1925-26	1926-27	1927-28	1928-29
POSTAL ARTICLES Value	—	—	—	—	—	R ..	R ..	R 28,598	R 41,904	R 41,607
ALL OTHER ARTICLES OF MERCHANDISE "	—	—	—	—	—	920	510
GRAND TOTAL "	—	—	—	—	—	28,598	42,824	42,117
GRAND TOTAL OF INDIAN AND FOREIGN MERCHANDISE "	—	—	—	—	—	760	..	1,43,258	2,30,553	2,69,479

NYASALAND PROTECTORATE
IMPORTS THEREFROM

ARTICLES	QUANTITY					VALUE				
	1924-25	1925-26	1926-27	1927-28	1928-29	1924-25	1925-26	1926-27	1927-28	1928-29
METALS AND ORES— Tin. Cwts	100	R ..	R ..	R 18,135	R ..	R ..
POSTAL ARTICLES NOT SPECIFIED Value	—	—	—	—	—	..	4
ALL OTHER ARTICLES OF MERCHANDISE "	—	—	—	—	—	10	..	2,693	3,173	703
GRAND TOTAL "	—	—	—	—	—	10	4	20,828	3,173	703

EXPORTS THERETO

INDIAN MERCHANDISE

ARTICLES	QUANTITY					VALUE				
	1924-25	1925-26	1926-27	1927-28	1928-29	1924-25	1925-26	1926-27	1927-28	1928-29
POSTAL ARTICLES Value	—	—	—	—	—	R ..	R ..	R ..	R ..	R 19,000
ALL OTHER ARTICLES OF MERCHANDISE "	—	—	—	—	—	3,751	8,200	3,888	3,250	3,076
GRAND TOTAL "	—	—	—	—	—	3,751	8,200	3,888	3,250	22,176

FOREIGN MERCHANDISE

ARTICLES	QUANTITY					VALUE				
	1924-25	1925-26	1926-27	1927-28	1928-29	1924-25	1925-26	1926-27	1927-28	1928-29
POSTAL ARTICLES Value	—	—	—	—	—	R ..	R ..	R ..	R 50	R ..
ALL OTHER ARTICLES OF MERCHANDISE "	—	—	—	—	—	1,940
GRAND TOTAL "	—	—	—	—	—	50	1,940
GRAND TOTAL OF INDIAN AND FOREIGN MERCHANDISE "	—	—	—	—	—	3,751	8,200	3,888	3,300	24,116

ITALIAN EAST AFRICA (SOMALILAND AND ERITREA)

IMPORTS THEREFROM

ARTICLES	QUANTITY					VALUE				
	1924-25	1925-26	1926-27	1927-28	1928-29	1924-25	1925-26	1926-27	1927-28	1928-29
						R	R	R	R	R
DRUGS AND MEDICINES . Value	—	—	—	—	—	..	18,249	..	156	485
FURNITURE AND CABINETWARE ..	—	—	—	—	—	..	17,741	..	20	57
GUMS AND RESINS . . Cwts.	234	208	918	518	2,151	7,154	10,763	20,339	12,042	160,370
METALS AND ORES—										
Iron or Steel—										
Tubes, Pipes and Fittings, Wrought . . . Tons	18	12,456
SALT	47,638	50,867	51,551	56,223	51,980	10,49,752	8,56,228	11,53,675	15,17,008	11,64,998
SHELLS AND COURRES—										
Shells Cwts.	195	661	1,061	1,153	1,318	6,500	16,896	24,747	23,700	25,961
TEXTILES—										
Cotton, raw Tons	..	6	11,100
POSTAL ARTICLES NOT SPECIFIED . . . Value	—	—	—	—	—	380
ALL OTHER ARTICLES OF MERCHANDISE . . .	—	—	—	—	—	16,564	21,835	6,949	11,353	10,920
GRAND TOTAL . . .	—	—	—	—	—	10,79,970	9,52,811	12,06,590	15,64,339	12,75,276

EXPORTS THERETO

INDIAN MERCHANDISE

ARTICLES	QUANTITY					VALUE				
	1924-25	1925-26	1926-27	1927-28	1928-29	1924-25	1925-26	1926-27	1927-28	1928-29
						R	R	R	R	R
CHEMICALS AND CHEMICAL PREPARATIONS (excluding CHEMICAL MANURES AND MEDICINES) Value	—	—	—	—	—	1,252	944	1,728	5,392	4,704
COAL AND COKE Tons	1,150	13,800
CORDAGE AND ROPE OF VEGETABLE FIBRE . . . Cwts.	452	600	85	75	335	8,695	12,585	1,280	1,125	5,718
DYING AND TANNING SUBSTANCES	18	37	6	19	148	630	1,356	150	355	5,221
FRUITS AND VEGETABLES . Value	—	—	—	—	—	2,492	4,519	2,323	3,873	13,744
GRAIN, PULSE AND FLOUR—										
Barley Tons	..	29	..	16	11	..	6,300	..	1,658	1,167
Jowar and bajra	8	5	3,084	13,392	..	1,558	1,095	4,93,229	20,92,175
Maize	21	4	..	58	121	4,500	600	..	7,750	20,470
Pulse	43	113	21	59	24	13,980	25,371	5,108	13,519	6,100
Rice not in the husk . . .	1,254	2,768	1,019	2,022	2,705	2,34,096	5,09,332	2,08,710	3,32,293	4,95,200
Wheat flour	165	391	274	2,140	2,960	34,085	2,02,847	56,911	4,42,962	6,23,501
Other sorts	1	32	..	27	38	515	5,801	215	4,646	5,171
Total Grain, Pulse and Flour	1,439	3,335	1,319	7,423	19,241	2,67,176	7,52,159	2,71,439	13,46,062	32,43,784

No. 13—continued

ITALIAN EAST AFRICA (SOMALILAND AND ERITREA)—continued

EXPORTS THERE TO—continued

INDIAN MERCHANDISE—continued

ARTICLES	QUANTITY					VALUE				
	1924-25	1925-26	1926-27	1927-28	1928-29	1924-25	1925-26	1926-27	1927-28	1928-29
METALS AND ORES. . Tons	28	47	18	12	17	£	£	£	£	£
						12,600	14,720	9,705	10,055	13,595
SPICES—										
Chilies . . . Cwts.	196	210	6	175	4,039	5,705	4,740	185	4,829	1,11,580
Ginger "	1,163	764	127	492	988	58,240	34,992	5,540	20,210	44,937
Pepper "	510	158	46	127	780	23,090	10,060	2,830	8,004	66,719
Other sorts . . . "	27	16	14	29	45	1,290	1,325	845	3,020	3,501
Total Spices . . . "	1,885	1,148	193	823	5,847	88,325	59,117	9,400	36,068	2,26,737
TEA—										
Black Lbs.	65,215	211,338	132,328	134,025	239,830	64,196	1,75,568	1,08,379	1,02,578	1,56,048
TEXTILES—										
Cotton—										
Twist and yarn . . . "	98,734	44,700	67,650	58,650	32,400	1,18,885	53,736	60,958	50,750	31,300
Manufactures— Handkerchiefs and shawls in the piece No.	51,742	32,350	19,215	117,550	57,200	28,765	24,500	10,150	36,355	16,650
Piece goods—										
Grey (unbleached) Yards	734,891	867,675	910,105	278,070	176,680	1,69,474	1,93,819	2,00,845	70,425	47,602
White (bleached) . . . "	18,760	4,500	23,200	6,000	6,400	5,625	3,124	6,850	1,200	3,200
Coloured, printed, or dyed "	721,994	808,536	1,078,167	508,910	590,496	2,32,747	2,84,714	2,12,275	1,40,650	1,90,285
Total Piece goods . . . "	1,470,635	1,676,711	2,006,472	792,980	773,576	4,07,846	4,81,657	5,19,470	2,12,275	2,40,987
Other sorts of manu- factures . . . Value	—	—	—	—	—	15,058	29,094	17,712	12,950	19,729
Total Cotton manu- factures (including twist and yarn) . . . "	—	—	—	—	—	5,70,554	5,88,987	5,08,290	3,12,830	3,08,686
HABERDASHERY AND MIL- LINERY "	—	—	—	—	—	3,568	1,326	3,618	9,200	9,800
Jute—										
Manufactures— Gunny bags . . . No.	211,400	96,850	134,450	176,650	62,200	1,42,091	69,718	75,794	95,850	29,422
Silk, Raw Lbs.	175	100	1,425	2,174	950	1,700	700	8,595	10,700	4,700
„ Manufactures . . . Value	—	—	—	—	—	3,200	1,550	9,360
TOBACCO Lbs.	59,088	112,112	40,880	37,296	154,339	29,129	54,500	22,640	18,240	64,555
WOOD AND TIMBER . . . Value	—	—	—	—	—	1,625	316	36,795	741	7,480
ALL OTHER ARTICLES OF MERCHANDISE . . . "	—	—	—	—	—	22,939	64,069	20,559	18,677	66,544
GRAND TOTAL "	—	—	—	—	—	12,44,718	18,01,733	11,83,800	19,72,334	41,69,508

FOREIGN MERCHANDISE

[ARTICLES]	QUANTITY					VALUE				
	1924-25	1925-26	1926-27	1927-28	1928-29	1924-25	1925-26	1926-27	1927-28	1928-29
COAL AND COKE . . . Tons	620	£	£	£
								18,400
FISH AND VEGETABLES . Value	—	—	—	—	—	40	..	373	5,632	764
CHEESE Gross of boxes	..	500	6,500	..	1,260	18,000

ITALIAN EAST AFRICA (SOMALILAND AND ERITREA)—concluded

EXPORTS THERETO—concluded

FOREIGN MERCHANDISE—continued

ARTICLES	QUANTITY					VALUE				
	1924-25	1925-26	1926-27	1927-28	1928-29	1924-25	1925-26	1926-27	1927-28	1928-29
SPICES . . . Cwts.	4	51	90	67	306	R 325	R 2,575	R 320	R 2,677	R 14,101
SUGAR— Sugar, 16 Dutch standard and above Tons	122	149	26	340	767	52,116	35,190	7,094	82,782	1,60,779
TEXTILES—										
Cotton— Twist and yarn Lbs.	22,000	16,200	18,090	6,000	9,030	47,627	31,678	29,000	8,555	9,830
Manufactures—										
Piecegoods— Grey (unbleached), Yards	478,100	35,600	193,350	683,600	114,680	2,04,690	14,750	60,617	1,91,746	33,677
White (bleached) . "	3,600	4,950	2,000	—	11,240	1,75	1,845	1,250	..	4,550
Coloured, printed, or dyed . . . "	16,620	9,120	20,520	33,200	35,900	10,225	5,727	5,625	9,660	11,290
Total Piece goods . . "	498,320	50,670	205,870	716,800	161,820	2,16,665	22,822	67,492	2,01,406	49,517
Other sorts of manu- factures . . . Value	—	—	—	—	—	400	1,850	1,585	1,340	1,177
Total Cotton manufac- tures (including twist and yarn) . . . "	—	—	—	—	—	2,64,692	55,350	98,077	2,11,801	60,524
ALL OTHER ARTICLES OF MERCHANDISE . . . "	—	—	—	—	—	18,629	21,457	11,467	32,478	25,247
GRAND TOTAL . . . "	—	—	—	—	—	3,85,302	1,15,822	1,35,751	3,35,370	2,74,415
GRAND TOTAL OF INDIAN AND FOREIGN MERCHANDISE . . . "	—	—	—	—	—	15,80,520	19,17,555	13,19,051	28,07,706	44,43,923

SOMALILAND PROTECTORATE (BRITISH AND FRENCH)

IMPORTS THEREFROM

ARTICLES	QUANTITY					VALUE				
	1924-25	1925-26	1926-27	1927-28	1928-29	1924-25	1925-26	1926-27	1927-28	1928-29
METALS AND ORES— Iron or Steel— Sheets and plate . Tons	52	R ..	R ..	R ..	R ..	R 12,970
SALT "	21,263	13,930	6,748	7,218	14,775	4,33,022	2,17,687	1,74,737	2,06,824	2,65,534
POSTAL ARTICLES NOT SPECIFIED . . . Value	—	—	—	—	—	125	47	414	437	576
ALL OTHER ARTICLES OF MERCHANDISE . . . "	—	—	—	—	—	1,340	180	3,578	2,038	12,627
GRAND TOTAL . . . "	—	—	—	—	—	4,34,487	2,17,814	1,78,724	2,09,444	3,11,707

EXPORTS THERETO

INDIAN MERCHANDISE

ARTICLES	QUANTITY					VALUE				
	1924-25	1925-26	1926-27	1927-28	1928-29	1924-25	1925-26	1926-27	1927-28	1928-29
BOOTS AND SHOES. . Pairs	60	327	205	585	1,598	R 410	R 1,251	R 986	R 2,859	R 5,835
COAL AND COKE—										
Coal Tons	4,045	40,450
FODDER, BRAN and POLLARDS (excluding OILSEED) . . "	22	..	20	3	74	1,874	..	3,120	300	7,200
GRAIN, PULSE AND FLOUR—										
Jowar and Bajra . . . "	..	4	10	278	5,512	..	600	2,800	44,028	7,53,998
Gram "	211	4	45	180	177	25,783	970	6,000	28,028	36,533

No. 13--continued

SOMALILAND PROTECTORATE (BRITISH AND FRENCH)--continued

EXPORTS THERETO--continued

INDIAN MERCHANDISE--continued

ARTICLES	QUANTITY					VALUE				
	1924-25	1925-26	1926-27	1927-28	1928-29	1924-25	1925-26	1926-27	1927-28	1928-29
GRAIN, PULSE AND FLOUR--contd.						R	R	R	R	R
Rice not in the husk . Tons	772	1,013	1,654	2,075	7,789	1,54,611	3,34,293	3,69,945	4,55,168	16,73,802
Wheat flour "	..	58	35	158	476	..	11,680	7,150	30,853	92,018
Other sorts "	86	129	5,609	22,326
Total Grain, Pulse and Flour "	988	1,078	1,744	2,727	14,088	1,81,304	3,47,743	3,84,395	5,68,686	26,80,477
Oils Gallons	5,870	22,658
Provision and oilmen's stores, etc. . . . Value
TEA--										
Black Lbs.	20,934	33,292	68,853	72,086	182,074	19,809	27,626	56,222	60,634	1,31,949
TEXTILES--										
Cotton--										
Twist and yarn "	..	80,280	121,800	160,520	490,400	..	87,525	1,14,060	1,84,017	4,25,348
Manufactures--										
Piece goods--										
Grey (unbleached) . Yards	1,000	62,732	406,625	326,060	745,325	469	17,905	72,650	67,935	1,05,410
White (bleached) . . . "	1,680	1,760	6,400	4,800	14,700	600	947	1,760	1,440	3,900
Coloured, printed, or dyed "	2,400	109,045	164,540	390,885	371,710	649	48,520	46,040	1,01,517	1,37,010
Total Piece goods "	5,080	178,687	577,565	721,645	1,131,735	1,717	67,872	1,20,450	1,70,892	3,36,320
Other sorts of manufactures Value	1,520	4,935	12,312	14,495	28,262
Total of Cotton manufactures (including Twist and Yarn) "	3,137	1,59,882	2,46,822	3,19,404	7,80,921
Jute manufactures--										
Gunny bags No.	153,500	127,400	128,900	160,000	145,000	91,041	68,202	61,697	71,163	68,469
Gunny cloth Yards	27,500	..	32,000	4,819	..	6,702
Silk, Raw Lbs.	..	725	2,925	2,774	2,118	..	7,825	22,034	23,000	7,300
POSTAL ARTICLES Value	46,097	47,563	1,68,030	1,15,272	88,509
ALL OTHER ARTICLES OF MERCHANDISE "	2,808	13,629	13,043	15,660	50,737
GRAND TOTAL "	3,46,760	6,68,721	10,08,257	11,75,384	37,66,647

FOREIGN MERCHANDISE

ARTICLES	QUANTITY					VALUE				
	1924-25	1925-26	1926-27	1927-28	1928-29	1924-25	1925-26	1926-27	1927-28	1928-29
FRUITS AND VEGETABLES--						R	R	R	R	R
Fruits and Vegetables: dried, salted, or preserved, not being canned or bottled--										
Dates Tons	273	73	750	46,840
Other sorts Value	7,990
Total Fruits and Vegetables "	73	750	54,830
SUGAR--										
Sugar, 16 Dutch standard and above Tons	13	32	6,611	5,900
TEXTILES--										
Cotton--										
Twist and yarn Lbs.	..	8,700	7,700	4,800	21,800	..	19,774	14,405	6,125	31,757
Manufactures--										
Piece goods--										
Grey (unbleached) . Yards	4,600	1,575
White (bleached) . . . "	1,600	2,460	19,007	1,200	750	5,706
Coloured, printed or dyed "	..	8,855	45,788	31,865	55,081	..	2,075	12,465	6,072	16,547
Total Piece goods "	..	8,855	47,388	33,828	78,688	..	2,075	13,665	7,722	23,222
Other sorts of manufactures Value	700	..	2,075	4,600	4,303
Total Cotton manufactures (including twist and yarn) "	700	21,849	30,175	18,507	59,382
POSTAL ARTICLES "	12,756	12,621	12,973	9,600	7,292
ALL OTHER ARTICLES OF MERCHANDISE "	1,717	9,075	7,792	6,530	18,270
GRAND TOTAL "	21,684	43,547	51,013	35,637	1,46,174
GRAND TOTAL OF INDIAN AND FOREIGN MERCHANDISE "	3,68,444	7,12,268	10,59,270	12,11,021	39,12,821

ABYSSINIA
ANGLO-EGYPTIAN SUDAN

(550)

No. 13—continued

ABYSSINIA
IMPORTS THEREFROM

ARTICLES	QUANTITY					VALUE				
	1924-25	1925-26	1926-27	1927-28	1928-29	1924-25	1925-26	1926-27	1927-28	1928-29
						R	R	R	R	R
TOTAL VALUE	—	—	—	—	—	..	300	185	46	8

EXPORTS THERETO

INDIAN MERCHANDISE

ARTICLES	QUANTITY					VALUE				
	1924-25	1925-26	1926-27	1927-28	1928-29	1924-25	1925-26	1926-27	1927-28	1928-29
						R	R	R	R	R
TOTAL VALUE	—	—	—	—	—	..	3,971	..	900	1,0

FOREIGN MERCHANDISE

Nil

ANGLO-EGYPTIAN SUDAN
IMPORTS THEREFROM

ARTICLES	QUANTITY					VALUE				
	1924-25	1925-26	1926-27	1927-28	1928-29	1924-25	1925-26	1926-27	1927-28	1928-29
						R	R	R	R	R
FRUITS AND VEGETABLES . Value	—	—	—	—	—	76,093	1,48
GUMS AND RESINS—										
Arabic Cwts.	..	21	294	205	2,977	..	525	6,023	7,188	64,011
IVORY—										
Unmanufactured Lbs.	1,201	1,568	173	4,425	10,225	1,201
POSTAL ARTICLES NOT SPECI- FIED Value	—	—	—	—	—	68
ALL OTHER ARTICLES OF MERCHANDISE	—	—	—	—	—	2,184	5,782	3,787	7,659	1,911
GRAND TOTAL	—	—	—	—	—	82,715	16,532	8,810	9,877	68,013

EXPORTS THERETO

INDIAN MERCHANDISE

ARTICLES	QUANTITY					VALUE				
	1924-25	1925-26	1926-27	1927-28	1928-29	1924-25	1925-26	1926-27	1927-28	1928-29
						R	R	R	R	R
APPAREL (including DRAPEY, UNIFORMS, ACCOUTREMENTS, BUT excluding HOSIERY AND BOOTS AND SHOES)—	—	—	—	—	—	1,000	1,750	3,769	5,882	7,000
DYES AND TANNING SUB- STANCES Cwts.	199	212	34	61	39	7,020	5,284	630	1,892	1,270
FRUITS AND VEGETABLES . Value	—	—	—	—	—	4,523	6,042	5,785	9,666	6,648
GRAIN, PULSES AND FLOUR—										
Jowar and Bajra Tons	..	2,000	9,892	1,813	..	41	2,56,000	12,62,209	3,09,161	55
Pulse	3	162	38	172	37	1,557	40,700	9,927	21,360	3,276
Rice not in the husk	68	87	85	77	56	15,725	19,829	20,855	19,042	13,401
Wheat Sorts	1,688	840	550	571	289	3,87,758	2,16,681	1,84,362	1,32,275	61,311
Other sorts	1	743	810	388	85	263
Total Grain, Pulse and Flour	1,760	3,168	10,565	2,633	362	4,05,824	5,33,589	14,28,201	4,91,923	83,303

No. 13—continued

ANGLO-EGYPTIAN SUDAN—continued

EXPORTS THERETO—continued

INDIAN MERCHANDISE—continued

ARTICLES	QUANTITY					VALUE				
	1924-25	1925-26	1926-27	1927-28	1928-29	1924-25	1925-26	1926-27	1927-28	1928-29
HARDWARE AND CUTLERY (including PLATEDWARE) . Value	—	—	—	—	—	21,284	20,972	22,888	25,531	45,679
METALS AND ORES . Tons	3	2	3	7	12	11,375	5,436	7,061	10,373	25,227
OILS—										
Essential—										
Sandalwood oil . Gals.	138	205	152	359	260	21,400	32,270	22,610	45,777	42,453
Palma Rosa oil . "	2,440	3,837	3,214	4,682	2,877	1,64,287	2,03,795	1,81,167	1,82,624	1,50,069
Other sorts . "	1,484	1,201	1,668	1,527	1,768	37,617	26,607	28,817	31,078	41,035
Total Essential oils . "	4,062	5,243	5,034	6,568	4,905	2,23,304	2,62,672	1,82,594	2,39,479	2,35,458
Other oils "	543	542	389	78	1,259	2,350	1,820	1,375	2,965	4,430
Total of Oils . "	4,605	5,785	5,423	7,346	6,164	2,25,654	2,64,492	1,83,969	2,42,444	2,39,888
PROVISIONS AND OILMAN'S STORES—										
Butter Cwts.	341	242	193	250	234	48,595	34,997	39,646	37,327	26,924
Other sorts of Provisions . Value	—	—	—	—	—	4,861	4,045	4,014	4,790	4,450
Total Provisions and Oilman's stores . "	—	—	—	—	—	53,456	39,042	43,660	42,117	31,374
SEEDS Tons	5	7	11	7	13	2,275	2,880	6,132	2,200	4,755
SPICES—										
Cardamoms Cwts.	38	31	39	28	36	7,533	9,250	9,227	13,496	10,000
Ginger "	455	665	330	942	1,046	25,725	33,709	23,062	27,180	43,477
Pepper "	350	367	536	560	585	13,622	24,052	35,540	47,009	61,860
Other sorts "	16	19	39	47	153	890	985	2,170	1,845	2,875
Total Spices . "	859	1,032	1,544	1,637	1,822	47,770	67,996	70,000	84,530	1,17,712
TEA, BLACK Lbs.	2,633	10,504	2,765,611	1,677,736	1,185,493	2,900	11,669	19,48,121	11,69,766	7,53,812
TEXTILES—										
Cotton—										
Twist and yarn "	—	5,650	22,000	2,200	1,200	—	4,375	16,500	4,800	1,200
Manufactures—										
Piece-goods—										
Gray (unbleached) . Yards	1,477,151	748,889	435,546	1,150,956	1,363,197	4,52,064	1,90,159	98,018	2,20,143	3,08,576
White (bleached) "	17,680	38,400	23,340	10,330	62,100	6,955	9,913	6,730	4,235	74,437
Coloured, printed or dyed "	1,996,147	1,319,390	1,498,105	2,574,084	2,296,173	3,08,167	5,11,014	5,10,341	7,89,334	6,82,418
Total Piece-goods "	3,490,978	2,106,679	1,956,991	3,735,370	3,721,470	12,67,186	7,11,086	6,10,084	10,21,712	10,66,431
Other sorts of Manufactures . Value	—	—	—	—	—	14,172	27,566	10,755	12,086	15,745
Total Cotton Manufactures (including Twist and Yarn) "	—	—	—	—	—	12,81,958	7,43,047	6,38,239	10,38,548	10,23,426
MANUFACTURES—										
Guany bags No.	6,000	..	1,971,500	2,019,500	2,235,400	2,400	..	12,30,506	14,41,326	16,23,607
Guany Cloth Yards	25,000	52,000	8,500	15,210
WOOD AND TIMBER Value	—	—	—	—	—	55,915	72,948	53,259	77,607	71,052
ALL OTHER ARTICLES OF MERCHANDISE "	—	—	—	—	—	26,102	47,789	24,625	14,549	19,576
GRAND TOTAL "	—	—	—	—	—	21,59,961	18,24,277	57,52,934	46,96,936	40,75,446

ANGLO-EGYPTIAN SUDAN—concluded

EXPORTS THEREOF—concluded

FOREIGN MERCHANDISE

ARTICLES	QUANTITY					VALUE				
	1924-25	1925-26	1926-27	1927-28	1928-29	1924-25	1925-26	1926-27	1927-28	1928-29
						R	R	R	R	R
DRUGS AND MEDICINES (excluding CHEMICALS AND NARCOTICS) Value	—	—	—	—	—	9,465	8,378	2,615	750	1,525
FRUITS AND VEGETABLES—										
Fruits and vegetables: Dried, salted or preserved—										
Dates Tons	86	125	..	34,485	160	..	50,000	..
Other sorts Value	—	—	—	—	—	3,400	3,520	2,983	3,795	1,140
Total Fruits and Vegetables	—	—	—	—	—	37,885	3,680	2,983	53,795	1,140
GLASS AND GLASSWARE	—	—	—	—	—	2,324	6,200	168	497	0,115
HARDWARE (excluding CUTLERY AND ELECTROPLATED WARE)	—	—	—	—	—	8,061	1,375	766	700	940
METALS AND ORES Tons	4	3	2	8	19	13,350	6,585	7,650	22,670	46,297
Oils Gals.	188	128	..	774,723	253	9,011	4,950	..	1,76,438	12,630
PERFUMERY (not being PERFUMED SPIRITS) Value	—	—	—	—	—	5,600	1,297	905	2,395	5,700
SPICES—										
Cloves Cwts.	213	101	84	61	101	13,601	5,355	3,650	760	2,025
Other sorts	18	9	..	75	87	970	570	..	2,147	3,746
Total Spices	231	110	84	136	188	14,580	5,925	3,650	2,907	5,771
SUGAR Tons	20	5,960	..
TEA Lbs.	6,733	83,372	670	..	250	5,385	28,007	885	..	800
TEXTILES—										
Cotton—										
Manufactures—										
Piece goods—										
Grey (unbleached) . Yards	2,171,220	183,462	151,412	838,400	378,942	8,70,640	50,732	49,012	2,23,000	1,08,182
White (bleached)	19,328	8,996	17,850	68,738	72,466	7,900	5,728	9,250	23,872	23,930
Coloured, printed or dyed	24,060	34,020	20,400	27,800	64,482	15,150	13,390	6,500	7,840	19,687
Total Piece-goods	2,214,608	176,478	189,662	934,938	510,890	8,93,690	69,850	64,762	2,54,712	1,46,799
Other sorts of manufactures Value	—	—	—	—	—	1,300	1,930	..	50	2,310
Total Cotton Manufactures (including twist and yarn)	—	—	—	—	—	8,94,000	71,780	64,762	2,54,762	1,49,109
Silk Manufactures (including silk yarn)	—	—	—	—	—	2,400	8,300	..	1,050	500
Postal articles not specified	—	—	—	—	—	570
ALL OTHER ARTICLES OF MERCHANDISE	—	—	—	—	—	12,378	9,021	2,285	10,481	12,803
GRAND TOTAL	—	—	—	—	—	10,16,284	1,50,498	86,209	5,82,400	2,48,400
GRAND TOTAL OF INDIAN AND FOREIGN MERCHANDISE	—	—	—	—	—	31,76,235	19,74,775	58,39,143	52,29,336	43,21,845

No. 13—continued
MAURITIUS AND DEPENDENCIES
IMPORTS THEREFROM

ARTICLES	QUANTITY					VALUE				
	1924-25	1925-26	1926-27	1927-28	1928-29	1924-25	1925-26	1926-27	1927-28	1928-29
METALS (excluding ores) . Tons	84	73	25	42	46	2,25,227	1,76,260	12,068	24,994	24,829
SUGAR—										
Sugar, 16 Dutch Standard and above . "	132,088	10,098	88	1	2	3,63,84,785	48,85,859	21,243	131	370
Other sorts . . . "	20	15
Total Sugar . . . "	132,088	10,098	88	1	2	3,63,84,805	48,85,874	21,243	131	370
VEHICLES excluding LOCOMOTIVES, ETC., FOR RAILWAYS—										
Mechanically propelled vehicles, etc.—										
Motor cars (including taxi cabs) . . . No.	1	11,907	..
Ships, parts of (including launches and boats) . Value	12,600
POSTAL ARTICLES NOT SPECIFIED . . . "	4,265	2,375	2,516	1,906	1,790
ALL OTHER ARTICLES OF MERCHANDISE . . . "	40,985	24,925	9,078	18,350	13,061
GRAND TOTAL . . . "	3,66,56,282	51,01,434	44,899	57,204	40,650

EXPORTS THERETO

INDIAN MERCHANDISE

ARTICLES	QUANTITY					VALUE				
	1924-25	1925-26	1926-27	1927-28	1928-29	1924-25	1925-26	1926-27	1927-28	1928-29
APPAREL (including DRAPERY, UNIFORMS, ACCOUTREMENTS, BUT excluding HOSIERY AND SCOTS AND SHOS) . Value	19,127	13,928	21,500	40,282	23,010
BOOKS, PRINTED AND PRINTED MATTER (not being STATIONERY) including MAPS AND CHARTS . Cwts.	43	63	17	30	41	8,195	9,704	2,375	4,548	4,050
BOOTS AND SHOES . Pairs	2,376	3,434	3,350	4,112	1,800	7,845	10,128	1,895	6,427	3,575
BUILDING AND ENGINEERING MATERIALS—										
Other than of Iron Steel or Wood . Value	4,660	..	46,080
CANDLES OF ALL KINDS . Lbs.	157,924	155,800	194,992	191,142	171,102	45,096	43,794	54,955	54,184	48,225
CHEMICALS AND CHEMICAL PREPARATIONS (excluding CHEMICAL MANURES AND MEDICINES)—										
Potassium compounds—										
Saltpetre . . . Cwts.	32,106	4,840	3,130	12,682	6,350	5,73,073	94,064	55,278	1,89,147	1,20,000
Other sorts of chemicals . Value	829	533	343	615	4,361
Total Chemicals, etc. . . . "	5,73,902	95,497	55,621	1,89,762	1,24,361
COAL AND COKE . . . TONS	1,663	1,555	1,720	28,305	18,660	19,360
COIR, MANUFACTURED (excluding ROPS) . . . "	68	58	47	67	34	30,390	23,992	23,339	23,347	15,138
CORDAGE AND ROPE of VEGETABLE FIBRE (excluding JUTE AND COTTON) . Cwts.	486	394	554	609	383	17,982	15,298	19,759	21,921	15,426
DRUGS AND MEDICINES (excluding CHEMICALS AND NARCOTICS) . Value	8,219	9,633	4,684	4,668	8,761
DYEING AND TANNING SUBSTANCES—										
Turmeric . . . Cwts.	1,125	2,611	1,470	2,140	1,921	51,907	1,12,874	51,077	69,842	61,602
Other sorts . . . "	13	4	2	12	11	452	62	113	83	103
Total Dyeing and Tanning Substances . . . "	1,138	2,615	1,472	2,152	1,933	52,449	1,12,936	51,190	69,925	61,705
FISH (excluding CANNED FISH)—										
Fish, dry, unsalted . . . "	2,913	3,404	2,069	6,141	3,385	42,962	93,018	62,255	1,90,661	1,09,180
FODDER, BRAN, AND FOWLARDS (excluding oilcake) . . . TONS	1,501	1,730	1,487	1,803	775	1,41,253	1,65,200	1,38,361	1,58,577	79,510

MAURITIUS AND DEPENDENCIES—continued

EXPORTS THERE TO—continued

INDIAN MERCHANDISE—continued

ARTICLES	QUANTITY					VALUE				
	1924-25	1925-26	1926-27	1927-28	1928-29	1924-25	1925-26	1926-27	1927-28	1928-29
FRUITS AND VEGETABLES—										
Fresh Fruits and Vegetables Value	—	—	—	—	—	12,941	22,839	18,956	45,374	15,154
Fruits and vegetables: dried, salted, or preserved, all sorts Tons	84	61	94	82	90	14,414	13,767	18,226	15,922	16,437
Total Fruits and Vegetables Value	—	—	—	—	—	27,355	36,606	37,182	61,296	32,191
FURNITURE AND CABINET-WARE "	—	—	—	—	—	13,155	1,935	3,898	1,870	1,205
GLASS AND GLASSWARE "	—	—	—	—	—	4,800	988	6,530	9,775	3,862
GRAIN, PULSE AND FLOUR—										
Oats Tons	67	18	66	..	52	10,150	2,500	9,100	..	6,298
Pulse—										
Gram "	1,225	1,570	823	1,355	779	1,72,617	2,17,096	1,24,549	1,64,550	1,08,065
Lentils "	959	1,352	784	1,604	707	2,31,025	3,60,127	1,97,836	4,12,551	2,41,289
Pulse, other sorts "	5,405	4,650	4,262	4,233	3,301	8,53,056	7,62,452	6,55,284	7,41,340	5,96,467
Total Pulse "	7,590	7,572	5,869	7,192	4,778	12,61,698	13,39,675	9,77,169	13,18,441	9,45,821
Rice not in the husk "	56,160	55,220	52,360	64,964	57,693	1,04,90,325	1,01,50,144	95,32,774	1,15,25,095	1,02,68,310
Wheat flour "	3,369	4,463	3,313	4,172	2,757	8,21,198	10,39,677	7,07,161	8,23,984	5,22,068
Other sorts "	39	106	112	147	169	8,915	22,084	23,005	30,779	38,667
Total Grain, Pulse and Flour "	67,725	67,370	61,720	76,475	65,449	1,25,92,236	1,25,54,080	1,12,49,209	1,36,98,299	1,18,01,434
HARDWARE AND CUTLERY, including PLATEDWARE Value	—	—	—	—	—	18,233	3,200	6,640	4,280	2,910
INSTRUMENTS, APPARATUS, AND APPLIANCES AND PARTS THEREOF "	—	—	—	—	—	1,872	2,549	6,537	7,603	7,066
LEATHER—										
Hidden and Skins, tanned or dressed Tons	1	..	1	..	1	12,940	9,553	3,796	2,371	7,576
Unwrought Cwts	4	10	2	4	1	850	2,160	475	950	430
Manufactures (excluding boots and shoes) Value	—	—	—	—	—	21,410	600	2,540	3,364	1,250
MANURES Tons	225	500	35,000	90,000
METALS AND ORES—										
Brass, Bronze and similar alloys, wrought Cwts.	135	35	75	110	73	23,960	4,850	17,650	12,205	9,710
Other metals and ores Tons	7	3	6	16	21	30,260	16,141	18,269	49,566	43,034
Total Metals and Ores "	16	5	10	22	15	54,220	20,991	35,919	61,793	52,744
OILS—										
Vegetable, non-essential—										
Castor Gals.	33,374	30,220	26,070	22,715	23,804	91,207	81,697	59,706	47,302	49,968
Coconut "	134	175	608	779	980	550	1,106	3,310	4,366	5,200
Groundnut "	12,544	125,894	16,067	47,260	38,453	32,237	3,82,539	48,320	1,43,167	37,441
Linseed "	1,608	750	1,550	1,948	1,000	5,777	3,000	7,000	6,950	3,328
Mustard or rape "	289,644	226,725	184,566	172,169	149,323	7,93,789	6,48,209	3,69,671	4,54,426	3,67,431
Sesamum (oil or linseed) "	2,309	22,438	80	11,864	7,381	9,060	43,767	300	37,245	18,237
Other sorts "	8	2,350	384	100	4,750	2,080
Total Vegetable, Non-essential "	340,621	409,102	178,941	256,735	221,205	9,32,740	11,65,067	4,68,307	6,98,476	5,33,635
PERFUMERY (not being perfumed spirits) Value	—	—	—	—	—	4,212	3,491	2,565	6,589	3,873
PROVISIONS AND OIL-MAN'S STORES—										
Ghl Cwts.	4,255	2,122	2,122	2,227	2,123	5,03,072	2,33,441	2,47,660	2,43,514	2,28,913
Other sorts of provisions Value	—	—	—	—	—	412	1,060	..	933	4,549
Total Provisions and Oil-man's stores "	—	—	—	—	—	5,03,484	2,39,501	2,47,660	2,44,452	2,33,463
SEEDS—										
Oil-seeds—										
Essential—										
Coriander Tons	93	94	103	99	94	16,330	20,251	26,176	41,004	37,670
Cumin (other than black), "	14	18	11	27	20	13,651	15,519	9,472	28,159	23,474
Other sorts "	25	10	18	15	17	8,411	4,005	9,466	6,792	9,144
Total Seeds, Essential "	132	122	137	141	131	38,442	39,775	45,113	75,955	70,289

No. 13—continued
 MAURITIUS AND DEPENDENCIES—continued
 EXPORTS THERE TO—continued

INDIAN MERCHANDISE—concluded

ARTICLES	QUANTITY					VALUE				
	1924-25	1925-26	1926-27	1927-28	1928-29	1924-25	1925-26	1926-27	1927-28	1928-29
SEEDS—continued						R	R	R	R	R
Oil seeds—continued										
Non-essential—										
Groundnuts . . . Tons	126	56	35,100	9,115	..	60	..
Mustard . . . "	30	26	31	83	19	6,012	8,828	9,085	14,217	7,468
Other sorts . . . "	23	20	30	18	23	8,022	5,927	10,053	6,289	9,783
Total Seeds, Non-essential	179	102	61	46	42	51,134	23,865	19,088	20,566	17,251
Other than oil-seeds . . . "	1	1	2	3	1	10	235	350	1,330	290
Total Seeds . . . "	312	225	200	190	174	90,816	63,875	65,451	97,851	17,799
SPICES—										
Cardamoms . . . Cwts.	21	14	16	18	11	5,670	4,450	5,515	3,898	2,920
Chillies . . . "	1,748	1,378	1,094	2,183	1,009	41,588	34,361	58,105	81,915	32,102
Pepper . . . "	147	265	178	89	82	17,045	18,250	10,085	18,070	5,770
Other sorts . . . "	207	154	147	107	63	9,843	7,587	5,031	4,167	3,179
Total Spices . . . "	2,423	1,811	2,380	2,397	2,065	74,116	64,548	74,570	1,08,084	44,381
TEA, BLACK . . . Lbs.	28,074	20,965	21,606	11,924	18,996	24,891	19,924	19,914	11,145	12,476
TEXTILES—										
Cotton—										
Raw . . . Tons	17	4	11	7	1	21,204	3,205	13,006	7,350	451
Waste . . . Cwts.	80	35	215	2,027	1,400	7,900
Twist and yarn . . . Lbs.	1,820	945	3,800	2,400	922	2,175	590	2,800	2,010	820
Manufactures—										
Hosiery . . . Value	—	—	—	—	—	1,000	200	..	1,830	6,500
Piece goods—										
Grey (unbleached) . Yards	478,212	421,108	448,450	672,610	242,644	1,42,767	1,01,827	1,99,710	1,66,010	1,01,287
White (bleached) . . "	7,750	120	200	3,840	2,954	4,445	60	200	1,600	2,100
Coloured, printed, or dyed . "	1,129,630	2,276,351	1,924,570	2,435,370	1,074,201	5,21,851	7,66,568	8,30,723	9,65,148	4,54,306
Total Piece goods . . . "	1,615,592	2,697,579	2,373,220	3,111,820	1,319,799	6,69,053	8,68,455	10,30,633	11,32,658	5,57,693
Other sorts of manufactures . Value	—	—	—	—	—	4,913	9,681	5,800	24,236	11,975
Total Cotton manufactures (including Twist and Yarn) . . . "	—	—	—	—	—	6,77,141	8,78,926	10,39,123	11,61,734	5,70,888
Haberdashery and Millinery . . . "	—	—	—	—	—	1,060	100	7,200	2,450	..
Jute—										
Manufactures—										
Gunny bags . . . No.	3,472,000	3,060,900	3,864,200	3,328,700	2,866,600	17,71,596	19,63,404	22,49,700	12,46,480	14,86,748
" cloth . . . Yards	4,000	17,250	28,750	28,750	19,100	780	4,200	7,140	7,152	4,305
Rope and twine . Cwts.	446	550	779	738	427	12,204	16,873	20,750	14,884	1,081
Other sorts . . . Value	—	—	—	—	—	1,806
Total Jute manufactures (including Twist and Yarn) Value	—	—	—	—	—	17,84,570	19,84,477	22,77,500	12,68,516	17,01,940
TOBACCO . . . Lbs.	4,318	4,077	1,270	1,375	530	5,102	2,967	1,260	1,340	786
UMBRELLAS, PARASOLS AND SUN-SHADES . . . No.	7,200	6,332	6,360	12,900	8,336	14,400	10,568	10,900	10,872	12,214
WOOD AND TIMBER—										
Teak wood . . . Cubic Tons	1,648	929	582	1,023	210	2,70,398	1,68,292	94,469	1,43,430	40,102
POSTAL ARTICLES . . . Value	—	—	—	—	—	1,01,325	1,25,948	74,143	48,331	33,353
ALL OTHER ARTICLES OF MERCHANDISE . . . "	—	—	—	—	—	34,915	27,616	13,221	14,751	24,244
GRAND TOTAL . . . "	—	—	—	—	—	1,33,88,181	1,80,94,281	1,62,24,119	1,84,76,468	1,55,83,412

MAURITIUS AND DEPENDENCIES—concluded

EXPORTS THEREOF—concluded

ARTICLES	QUANTITY					VALUE				
	1924-25	1925-26	1926-27	1927-28	1928-29	1924-25	1925-26	1926-27	1927-28	1928-29
						R	R	R	R	R
ANIMALS, LIVING—										
Horses No.	2	11,250
APPAREL (including DRAPEY, UNIFORMS, AND ACCOUTREMENTS, BUT excluding HOSIERY AND HOOTS AND SHOS) Value	—	—	—	—	—	4,060	2,700	1,520	5,485	1,000
COAL AND COKE Tons	2,600	1,617	120	1,200	480	57,450	38,784	2,400	24,000	8,840
CUTLERY Value	—	—	—	—	—	8,075	3,250	4,800	13,850	1,850
DRUGS AND MEDICINES (excluding CHEMICALS AND NARCOTICS) "	—	—	—	—	—	17,549	14,544	17,561	15,861	9,110
EARTHENWARE AND PORCELAIN (excluding PIPES OF EARTHENWARE) "	—	—	—	—	—	10,557	12,694	5,640	14,506	3,612
FRUITS AND VEGETABLES "	—	—	—	—	—	10,670	13,345	12,159	10,692	14,529
GLASS AND GLASSWARE "	—	—	—	—	—	28,293	14,920	11,689	37,690	16,478
HARDWARE (excluding CUTLERY AND ELECTROPLATED WARE) "	—	—	—	—	—	24,640	11,788	10,735	35,312	16,167
INSTRUMENTS, APPARATUS AND APPLIANCES, AND PARTS THEREOF "	—	—	—	—	—	7,335	2,605	..	4,535	3,050
MATS AND MATTING Sq. Yards	3,615	1,500	2,770	10,750	2,075	3,365	1,400	2,450	4,930	1,650
METALS AND ORES Tons	23	1	2	9	2	13,538	2,333	1,445	16,515	4,095
TEXTILES—										
Ootton—										
Manufactures—										
Hosiery "	—	—	—	—	—	..	7,841	6,575	5,430	2,750
Piece goods—										
Gray (unbleached) Yards	68,600	34,275	8,000	14,400	15,400	28,290	13,765	2,715	6,250	4,555
White (bleached). "	123,537	135,587	177,375	289,027	71,317	53,171	50,160	47,803	70,930	23,737
Coloured, printed, or dyed "	112,271	131,161	127,511	419,078	307,156	64,096	74,803	41,368	1,51,063	94,541
Total Piece goods "	303,408	301,023	312,886	718,505	393,873	1,45,557	1,38,733	91,884	2,39,193	1,22,833
Other sorts of manufactures Value	—	—	—	—	—	200	950	..	550	..
Total Cotton manufactures (including Twist and Yarn) "	—	—	—	—	—	1,45,757	1,47,524	96,950	2,35,178	1,25,583
HARDWARE AND MILLINERY "	—	—	—	—	—	50,650	19,712	8,225	36,623	11,150
SILK MANUFACTURES "	—	—	—	—	—	1,100	4,084	5,750	8,370	..
WOOL MANUFACTURES "	—	—	—	—	—	3,940	14,820	2,775	6,685	..
OTHER TEXTILE MANUFACTURES "	—	—	—	—	—	9,975	16,790	30,625	20,455	475
POSTAL ARTICLES "	—	—	—	—	—	19,578	41,732	19,455	23,680	39,331
ALL OTHER ARTICLES OF MERCHANDISE "	—	—	—	—	—	89,340	24,639	12,120	20,955	21,477
GRAND TOTAL "	—	—	—	—	—	5,67,812	3,87,694	2,49,235	5,35,347	2,70,092
GRAND TOTAL OF INDIAN AND FOREIGN MERCHANDISE "	—	—	—	—	—	1,68,95,008	1,84,81,975	1,04,78,354	1,90,11,815	1,58,53,514

No. 13—continued

SEYCHELLES

IMPORTS THEREFROM

ARTICLES	QUANTITY					VALUE				
	1924-25	1925-26	1926-27	1927-28	1928-29	1924-25	1925-26	1926-27	1927-28	1928-29
SEEDS Tons	80	1,002	130	102	968	₹ 33,040	₹ 3,79,338	₹ 61,800	₹ 87,246	₹ 3,19,361
POSTAL ARTICLES NOT SPECIFIED Value	—	—	—	—	—	452	502	470	577	410
ALL OTHER ARTICLES OF MERCHANDISE "	—	—	—	—	—	19,160	9,527	10,498	7,692	7,726
GRAND TOTAL "	—	—	—	—	—	53,532	3,89,367	72,768	45,415	3,27,508

EXPORTS THERETO

INDIAN MERCHANDISE

ARTICLES	QUANTITY					VALUE				
	1924-25	1925-26	1926-27	1927-28	1928-29	1924-25	1925-26	1926-27	1927-28	1928-29
Candles of all kinds . . . Lbs.	8,872	9,354	10,011	12,750	26,943	₹ 2,764	₹ 2,705	₹ 2,956	₹ 3,586	₹ 7,578
FRUITS AND VEGETABLES Value	—	—	—	—	—	5,016	6,694	6,542	9,620	10,637
GRAIN, PULSE, AND FLOUR—										
Maize Tons	3	42	600	8,534
Pulse—										
Lentils Tons	70	95	97	88	90	19,068	22,565	23,783	22,080	23,032
Other sorts "	7	11	7	7	5	2,228	2,643	2,113	1,866	1,891
Total Pulse "	83	106	104	95	95	20,294	25,208	25,896	23,936	24,923
Rice, not in the husk . . . "	1,555	2,032	2,085	2,237	2,292	2,37,067	3,54,752	3,71,047	4,00,684	5,87,500
Wheat flour "	238	275	270	302	297	55,170	71,898	60,706	87,385	77,601
Other sorts "	2	3	843	918	149	198	220
Total Grain, Pulse, and Flour . .	1,878	2,416	2,465	2,637	2,726	2,63,974	4,52,776	4,66,797	5,12,753	4,96,844
Hardware <i>excluding</i> cutlery, etc. Value	—	—	—	—	—	2,690	3,381	2,395	5,280	7,485
Metals and ores Tons	..	4	2	1	7	1,376	2,705	1,513	1,540	5,425
PROVISIONS AND OILMAN'S STORES (including FISH AND FRUITS AND VEGETABLES CANNED OR BOTTLED) Value	—	—	—	—	—	10,449	11,583	11,321	8,340	7,230
SEEDS Tons	9	9	10	7	8	4,915	3,875	5,206	4,505	2,674
TEA, BLACK Lbs.	3,755	9,418	6,172	11,341	9,488	4,352	8,361	6,868	10,823	6,651
TEXTILES—										
Cotton—										
Manufactures—										
Piece goods—										
Gray (unbleached) . . . Yards	87,080	100,985	38,696	179,150	37,760	24,354	24,758	9,050	44,430	10,010
White (bleached) . . . "	4,300	2,400	200	4,400	700	2,440	900	300	2,300	450
Coloured, printed, or dyed . . . "	518,961	431,369	579,385	476,440	450,580	2,01,638	1,36,621	1,71,604	1,50,017	1,17,145
Other sorts of manufactures . . . Value	—	—	—	—	—	400	550	..	9,400	1,370
Total Cotton manufactures (including Twist and Yarn) "	—	—	—	—	—	2,29,382	1,62,829	1,80,954	2,06,147	1,28,976
Jute manufactures (including Twist and Yarn) "	—	—	—	—	—	31,850	46,448	54,420	39,740	21,240
POSTAL ARTICLES "	—	—	—	—	—	2,916	2,813	3,526	15,077	24,471
ALL OTHER ARTICLES OF MERCHANDISE "	—	—	—	—	—	16,062	12,289	22,136	13,855	14,959
GRAND TOTAL "	—	—	—	—	—	6,76,345	7,17,059	7,64,133	8,31,266	7,36,169

No. 13—continued
SEYCHELLES—continued
EXPORTS THERETO—continued

FOREIGN MERCHANDISE

ARTICLES	QUANTITY					VALUE				
	1924-25	1925-26	1926-27	1927-28	1928-29	1924-25	1925-26	1926-27	1927-28	1928-29
						R	R	R	R	R
OUTLETRY . . . Value	—	—	—	—	—	6,460	1,760	4,360	3,025	2,291
GLASS AND GLASSWARE . . "	—	—	—	—	—	8,761	8,631	6,761	6,446	16,137
HARDWARE, excluding OUT- LETRY AND ELECTROPLATED WARE . . . "	—	—	—	—	—	8,608	9,243	8,440	8,287	9,374
INSTRUMENTS, APPARATUS AND APPLIANCES AND PARTS THEREOF . . . "	—	—	—	—	—	222	500	910	6,703	2,910
MATCHES . . . Gross of boxes	2,325	3,150	2,875	4,900	1,500	6,063	7,125	6,788	6,377	3,036
METALS AND ORES . . . Tons	22	23	15	18	7	11,005	8,865	5,865	6,702	4,628
SOAP Cwts.	157	121	17	48	65	4,932	3,556	480	1,878	1,730
SUGAR Tons	275	289	313	277	143	1,08,278	70,625	47,720	84,497	88,965
TEXTILES—										
Cotton—										
Manufactures—										
Piece goods—										
Grey (unbleached) Yards	47,714	50,699	57,293	48,244	41,310	21,610	19,987	18,980	14,231	12,006
White (bleached) . . "	61,773	38,851	37,490	57,068	54,194	29,090	16,135	14,625	23,115	16,355
Coloured, printed, or dyed "	35,552	31,624	15,932	79,513	156,384	15,827	11,485	7,323	26,805	47,197
Total Piece goods . . "	145,039	121,074	110,715	184,825	252,388	66,527	47,607	40,928	64,151	75,558
Other sorts of manu- factures . . . Value	—	—	—	—	—	6,600	2,700	800	2,450	1,000
Total Cotton manufac- tures (including twist and yarn) . . . "	—	—	—	—	—	73,127	50,307	41,728	66,601	77,458
TOBACCO Cwt.	—	—	3	1,098	—	—	—	14	7,350	—
POSTAL ARTICLES . . Value	—	—	—	—	—	1,133	935	680	1,139	765
ALL OTHER ARTICLES OF MERCHANDISE . . . "	—	—	—	—	—	29,647	15,493	20,734	34,354	32,957
GRAND TOTAL . . . "	—	—	—	—	—	2,52,147	1,77,029	1,43,700	2,31,409	1,80,875
GRAND TOTAL OF INDIAN AND FOREIGN MER- CHANDISE "	—	—	—	—	—	9,28,492	8,04,088	9,07,834	10,62,875	9,17,044

No. 13—continued
 NORTH AMERICA—CANADA
 IMPORTS THEREFROM

ARTICLES	QUANTITY					VALUE				
	1924-25	1925-26	1926-27	1927-28	1928-29	1924-25	1925-26	1926-27	1927-28	1928-29
BRIDGING FOR MACHINERY . . . Value	—	—	—	—	—	R	R	R	R	R
BOOTS AND SHOES . . . pairs	459	4,605	5,852	116,213	250,343	1,590	23,167	8,815	12,764	27,844
CHEMICALS AND CHEMICAL PREPARATIONS (excluding CHEMICAL MANURES AND MEDICINES)—										
Carbide of Calcium . . . Cwts.	785	600	800	1,179	1,383	15,800	8,130	12,774	15,972	24,192
Other sorts of chemicals . . . Value	—	—	—	—	—	..	20,555	..	595	..
Total Chemicals and chemical preparations . . .	—	—	—	—	—	15,800	28,685	12,774	16,567	24,192
LOCKS AND WATCHES AND PARTS THEREOF—										
Sticks and time pieces . . . No.	2,581	684	14,914	5,783
Wheat . . . Tons	15,278	22,36,508
HARDWARE, excluding OUTLETTED AND ELECTROPLATED WARE—										
Agricultural Implements Value	—	—	—	—	—	3,734	5,078	30,319	4,680	..
Lamps, metal . . . No.	14,100	96	228	96	728	24,596	1,219	2,571	1,705	2,387
Other sorts . . . Value	—	—	—	—	—	26,506	10,758	14,835	14,969	14,965
Total Hardware, etc. . .	—	—	—	—	—	64,836	17,045	48,725	21,354	17,352
MACHINERY AND MILLWORK—										
Machinery, not being prime-movers or electrical machinery—										
Agricultural machinery . . . Value	—	—	—	—	—	348	7,218	38,169	13,208	30,075
Other sorts of machinery . . .	—	—	—	—	—	8,970	34,479	30,470	8,078	12,720
Total Machinery and Millwork . . .	—	—	—	—	—	9,318	41,697	68,639	21,286	42,795
METALS AND ORES—										
Brass, Bronze and similar alloys and manufactures thereof . . . Cwts.	1	9	357	280	1,131	36,851
Iron or Steel—										
Fencing materials (including fencing wire) . . . Tons	140	112	48	28	23	77,930	51,231	22,545	11,558	10,101
Other manufactures of iron or steel	7	100	82	39	..	4,936	48,335	14,030	16,474
Total Iron or Steel . . .	140	119	148	55	62	77,930	56,167	60,880	25,588	26,575
Zinc or Spelter . . . Cwts.	..	1,700	46,654
Other metals . . . Tons	19	1	3,030	68	..
Total Metals (excluding Ores). Tons	140	204	167	56	60	77,930	1,02,831	69,100	26,787	63,516

NORTH AMERICA—CANADA—continued

IMPORTS THEREFROM—continued

ARTICLES	QUANTITY					VALUE				
	1924-25	1925-26	1926-27	1927-28	1928-29	1924-25	1925-26	1926-27	1927-28	1928-29
						R	R	R	R	R
Paints and painter's materials . . . Value	—	—	—	—	—	5,544	—	172	538	46,636
PAPER AND PAPERBOARD—										
Packing paper . . . Cwts.	1,116	1,833	1,032	16	25	21,730	34,104	19,174	220	661
Writing paper and envelopes . . . "	499	1,182	308	604	429	22,021	43,350	10,816	21,526	15,567
Other kinds . . . "	107	92	264	7	58	4,738	3,028	5,376	800	1,475
Total Paper and Paperboard ..	1,722	3,057	1,594	627	507	48,489	80,482	35,366	22,106	17,703
PROVISIONS AND OILMAN'S STORES (including FISH AND FRUITS AND VEGETABLES, CANNED OR BOTTLED)—										
Canned and bottled provisions not specified elsewhere— Tinned or canned fish . . . Cwts.	379	131	639	1,138	1,747	18,846	5,944	29,787	49,385	79,224
Other sorts of Provisions . Value	—	—	—	—	—	1,187	3,507	6,871	10,716	8,450
Total Provisions and oilman's stores . . . "	—	—	—	—	—	20,033	9,451	36,658	60,101	87,674
RAILWAY PLANT AND ROLLING STOCK—										
Materials for construction— Sleepers of wood . . . Tons	537	50,263
RUBBER—										
Manufactures—										
Pneumatic motor covers No.	12,961	24,481	42,724	88,892	144,399	5,52,013	11,64,337	17,48,071	36,13,770	56,86,174
" " tubes ..	14,699	26,561	45,969	98,188	170,770	1,19,713	2,26,377	3,16,503	6,51,842	12,31,774
" " cycle covers ..	20	70	687	1,252	802	521	1,589	11,850	17,335	12,251
Pneumatic motor cycle tubes	510	2,695	2,517	1,980	11,326	9,490
Solid rubber tyres . . . "	299	400	115	1,099	587	39,417	47,990	12,466	1,64,297	97,818
Other manufactures, etc. . Value	—	—	—	—	—	4,305	9,267	2,091	67,787	93,264
Total Rubber manufactures . . . "	—	—	—	—	—	7,15,969	14,40,569	20,93,581	45,16,257	71,33,771
SUGAR—										
Sugar 16 Dutch Standard and above . . . Tons	4,650	400	99	11,05,400	82,796	21,939
Beet Sugar . . . "	800	1,71,749
TEXTILES—										
Artificial silk yarn . . . lbs.	11,000	145,000	119,000	81,739	2,67,290	2,34,286
VEHICLES, excluding LOCOMOTIVES, ETC., FOR RAILWAYS—										
Mechanically propelled vehicles (excluding railway locomotives and tractors) Motor Cars (including taxicabs) . . . No.	3,956	4,775	4,476	3,400	6,568	66,54,137	72,46,485	70,19,723	64,17,776	1,07,00,607
Motor omnibuses, motor vans and motorlorries ..	1,225	—	—	—	—	16,16,536	—	—	—	—
Imported with bodies (a) ..	—	203	437	733	1,161	—	3,33,847	6,00,217	9,75,038	15,20,151
Chassis (a) . . . "	—	2,169	3,092	3,535	5,212	—	26,77,011	41,89,903	44,96,989	65,77,251
Parts of mechanically propelled vehicles and accessories other than of aircraft (excluding rubber tyres) . Value	—	—	—	—	—	5,71,543	8,43,100	10,59,844	4,83,971	7,92,439
Total Mechanically propelled vehicles . . . "	—	—	—	—	—	87,42,366	1,11,00,533	1,26,69,687	1,23,73,773	1,95,90,486
Other sorts including parts and accessories . . . "	—	—	—	—	—	5,860	3,154	3,597	55	56
Total Vehicles . . . "	—	—	—	—	—	87,48,226	1,11,03,687	1,28,73,284	1,23,73,828	1,95,90,498

* Discontinued from 1928-29.
(a) Separately recorded from 1925-26

No. 13—continued

NORTH AMERICA—CANADA—continued

IMPORTS THEREFROM—concluded

ARTICLES	QUANTITY					VALUE				
	1924-25	1925-26	1926-27	1927-28	1928-29	1924-25	1925-26	1926-27	1927-28	1928-29
						R	R	R	R	R
WOOD AND TIMBER—										
Deal and pine wood Cubic Tons	885	1,480	460	1,091	647	95,891	1,35,401	45,989	1,10,834	61,028
Other timber*	558	—	—	—	—	83,693	—	—	—	—
Total Timber, etc.	1,441	1,480	460	1,091	647	1,50,586	1,35,401	45,989	1,10,834	61,028
Other sorts Value	—	—	—	—	—	—	—	1,62,120	205	68
Total Wood and Timber	—	—	—	—	—	1,50,586	1,35,401	2,08,109	1,11,039	61,091
POSTAL ARTICLES NOT SPECIFIED	—	—	—	—	—	2,088	78	5,143	3,739	2,690
ALL OTHER ARTICLES OF MERCHANDISE	—	—	—	—	—	26,492	36,953	42,550	31,044	43,504
GRAND TOTAL	—	—	—	—	—	90,01,600	1,30,41,285	1,68,83,052	1,78,50,807	3,01,69,418

EXPORTS THERETO

INDIAN MERCHANDISE

ARTICLES	QUANTITY					VALUE				
	1924-25	1925-26	1926-27	1927-28	1928-29	1924-25	1925-26	1926-27	1927-28	1928-29
						R	R	R	R	R
COFFEE Cwts.	1,008	200	251	455	1,980	89,655	19,000	22,567	42,206	1,87,595
COIR, MANUFACTURED (excluding ROPE) Tons	67	192	84	71	21	23,470	64,200	34,250	24,000	7,110
DRUGS AND MEDICINES (excluding CHEMICALS AND NARCOTICS) Value	—	—	—	—	—	13,325	5,536	2,800	9,765	4,045
DYING AND TANNING SUBSTANCES—										
Myrobolan extracts Cwts.	698	—	295	508	370	8,871	—	5,028	6,474	4,835
FODDER, BRAN AND POLLARDS TONS	—	1,500	—	—	—	—	74,688	—	—	—
GRAIN, PULSE, AND FLOUR—										
Rice, all sorts "	200	100	—	171	238	20,510	11,944	—	20,880	32,062
Rice in the husk "	—	—	—	127	600	—	—	—	12,877	50,164
Rice, not in the husk—										
Cleaved rice "	3,050	2,954	1,545	2,156	1,025	5,67,547	5,26,958	2,21,857	3,77,455	1,38,054
IRONWARE AND CUTLERY (including PLATED WARE) Value	—	—	—	—	—	6,237	—	3,436	8,515	80
HIDES AND SKINN, RAW—										
Hides raw—										
Buffalo hides { Tons	—	—	—	89	134	—	—	—	1,12,440	1,68,535
{ =No.	—	—	—	—	—	—	—	—	—	—
Cow hides { Tons	—	—	—	8	—	400	—	—	13,400	—
{ =No.	—	—	—	—	—	—	—	—	—	—
Calf skins { Tons	—	—	—	9	—	—	—	—	9,782	—
{ =No.	—	—	—	—	—	—	—	—	—	—
LAC—										
Shell Cwts.	74	59	30	44	—	17,600	8,200	2,700	7,500	—
LEATHER—										
Hides, tanned or dressed—										
Cowhides Tons	—	—	4	1	30	—	—	8,810	3,450	68,155
METALS AND ORES—										
Brass, Bronze and similar alloys, wrought Cwts.	25	84	66	220	418	5,733	19,084	21,106	48,332	88,666
Iron or steel (excluding ore) Tons	309	733	—	—	—	14,332	32,994	—	—	—
Manganese ore Cwts.	576	2,227	5,000	140	557	1,50,809	5,70,415	1,16,605	42,776	1,08,000
MINERAL OILS—										
Essential—										
Sandalwood Gals.	50	—	167	602	408	3,000	—	23,400	1,12,607	61,740
Vegetable, non-essential—										
Coconut Tons	—	140	290	2,400	990	—	63,700	1,31,950	3,29,876	4,49,450
PARAFFIN WAX Tons	—	—	—	725	—	—	—	—	—	—
PROVISIONS AND OILMAN'S STORES Value	—	—	—	—	—	9,115	15,085	16,223	10,529	18,055
SANDS—										
NON-ESSENTIAL—										
Groggants Tons	—	—	90	—	—	—	—	16,780	—	—
SPICES—										
Ginger Cwts.	178	—	60	—	100	10,132	—	1,380	—	3,500
Pepper "	—	800	900	869	1,251	—	21,000	51,500	60,225	1,07,590
Other sorts "	—	40	—	100	148	—	2,000	—	2,267	7,343
Total Spices	178	340	960	969	1,514	10,132	23,000	52,880	62,482	1,23,433

* Included in "other kinds of Wood and Timber" from 1925-26.

No. 13—continued
 NORTH AMERICA—CANADA—concluded
 EXPORTS THERETO—continued

INDIAN MERCHANDISE—continued

ARTICLES	QUANTITY					VALUE				
	1924-25	1925-26	1926-27	1927-28	1928-29	1924-25	1925-26	1926-27	1927-28	1928-29
TEA—						R	R	R	R	R
Black Lbs.	8,899,200	7,951,242	11,528,435	9,284,937	11,207,718	82,75,462	56,37,320	83,13,723	69,47,207	70,37,686
Green #	1,300	1,300	..
Total Tea	8,899,200	7,951,242	11,528,435	9,286,137	11,207,718	82,75,462	56,37,320	83,13,723	69,48,507	70,37,686
TEXTILES—										
Cotton, raw . . . Tons	66	..	9	8	..	1,12,500	..	7,000	7,750	..
Manufactures—										
Gunny bags . No.	590,000	448,000	978,800	917,700	517,300	83,049	1,24,370	2,50,153	2,83,831	1,67,008
.. cloth . Yards	65,501,000	61,856,000	59,610,000	63,833,048	75,708,889	1,27,15,702	1,29,05,024	1,10,65,320	1,32,34,001	1,52,19,304
Wool—										
Raw Lbs.	..	37,985	30,300
Manufactures—										
Carpets and rugs . "	30,159	30,915	25,739	48,830	61,692	1,21,110	78,557	77,211	1,50,302	1,60,119
Other Sorts . "	1,652	5,282	2,395	3,267	16,338	6,122
TOBACCO—										
Unmanufactured . "	74,107	23,133	..
WOOD AND TIMBER . . . Value	—	—	—	—	—	180	1,065	3,245	4,921	20,118
ALL OTHER ARTICLES OF MERCHANDISE . . . "	—	—	—	—	—	27,213	15,009	26,850	21,234	45,186
GRAND TOTAL	—	—	—	—	—	2,22,94,802	2,12,32,441	2,05,08,163	2,18,97,844	2,44,04,219

FOREIGN MERCHANDISE

ARTICLES	QUANTITY					VALUE				
	1924-25	1925-26	1926-27	1927-28	1928-29	1924-25	1925-26	1926-27	1927-28	1928-29
HIDES AND SKINS, Raw—										
Skins, raw Tons	63	R	R	R	R	R
.. #	25,580	5,17,823
TEXTILES—										
Wool, manufactured } : Value	—	—	—	—	—	150	..	505	18,880	57,877
VEHICLES excluding locomotives, etc., for Railways	—	—	—	—	—	..	34,886
ALL OTHER ARTICLES OF MERCHANDISE	—	—	—	—	—	1,110	910	10,042	6,056	24,383
GRAND TOTAL	—	—	—	—	—	5,19,083	35,796	10,547	24,436	82,210
GRAND TOTAL OF INDIAN AND FOREIGN MERCHANDISE	—	—	—	—	—	2,28,13,885	2,12,68,237	2,05,18,710	2,19,22,279	2,44,86,429

No. 13—continued
NEWFOUNDLAND AND COAST OF LABRADOR
IMPORTS THEREFROM
Nil.

EXPORTS THERETO

INDIAN MERCHANDISE

ARTICLES	QUANTITY					VALUE				
	1924-25	1925-26	1926-27	1927-28	1928-29	1924-25	1925-26	1926-27	1927-28	1928-29
Leather— Hides tanned or dressed	9	R	R	R	R	R
All other Articles of Merchandise	1,360	80,400
GRAND TOTAL	780	..
									780	20,400

FOREIGN MERCHANDISE
Nil.

NORTH AMERICA—UNITED STATES
IMPORTS THEREFROM

ARTICLES	QUANTITY					VALUE				
	1924-25	1925-26	1926-27	1927-28	1928-29	1924-25	1925-26	1926-27	1927-28	1928-29
ANIMALS, LIVING . . . No.	..	5	30	3	15	R	R	R	R	R
APPAREL (excluding HOSIERY AND BOOTS AND SHOES)—										
Apparel (including dra- perry, uniforms, accou- trements) . . . Value	—	—	—	—	—	2,16,088	3,44,784	1,96,240	1,47,703	2,15,480
second-hand clothing . . .	—	—	—	—	—	7,25,088	7,43,468	9,15,336	5,38,735	10,87,810
Others . . .	—	—	—	—	—	152	6,326	16,475	8,343	10,125
Total Apparel, etc. . .	—	—	—	—	—	9,43,828	10,94,578	11,30,051	6,94,781	13,13,415
ARMS, AMMUNITION AND MILITARY STORES—										
Cartridge cases—										
Filled—										
Shot gun cartridges (a) No.	—	—	—	—	1,653,525	—	—	—	—	1,08,750
Rifle and other cartridges . .	—	—	—	—	1,650,620	—	—	—	—	62,896
Total Filled . . .	3,374,757	4,791,140	3,208,204	4,768,406	3,304,145	1,86,560	2,65,008	1,95,214	2,27,652	1,71,646
Empty . . .	51,250	49,500	186,612	105,400	27,000	2,746	1,655	4,077	3,644	1,997
Total Cartridge cases . . .	3,426,007	4,840,640	3,394,816	4,873,806	3,331,145	1,89,306	2,66,663	1,99,291	2,31,296	1,73,643
Fire-arms, and parts thereof . . . Value	—	—	—	—	—	2,99,176	2,23,619	1,91,032	2,94,217	1,32,609
Other sorts . . .	—	—	—	—	—	10,494	9,984	6,237	6,346	9,211
Total Arms, Ammunition and Military stores . . .	—	—	—	—	—	4,09,676	5,05,264	4,01,560	5,31,852	3,15,058
ASBESTOS—										
Manufactures—										
Asbestos Packing . . .	—	—	—	—	—	15,428	7,788	18,108	6,777	12,265
Other manufactures . . .	—	—	—	—	—	22,581	20,266	36,997	50,850	64,090
BELTING FOR MACHINERY—										
Of cotton . . .	—	—	—	—	—	11,501	19,658	6,867	17,035	6,514
Of leather . . .	—	—	—	—	—	5,43,285	7,01,157	8,59,109	9,02,833	7,29,548
Of other materials (including coil) . . .	—	—	—	—	—	1,13,907	1,87,647	2,76,299	2,65,962	1,92,942
Total Belting for Machi- nery . . .	—	—	—	—	—	6,68,693	9,07,872	11,41,775	11,85,830	9,29,002
BOOKS, PRINTED, AND PRINT- ED MATTER (not being STATIONERY), including MAPS AND CHARTS . . . Owt.	2,422	2,337	3,043	2,522	4,370	13,82,259	4,08,553	4,52,875	4,23,100	6,30,661
BOOTS AND SHOES—										
Of leather . . . Pairs	5,464	5,738	11,450	4,491	20,085	13,417	25,092	32,385	8,196	21,494
Canvas shoes with rubber soles (a) . . .	—	—	—	—	756,999	—	—	—	—	14,21,353
Of other materials . . .	84,503	182,179	562,489	687,376	51,290	2,64,174	3,62,670	14,08,751	16,75,880	1,21,780
Total Boots and Shoes . . .	89,967	187,917	573,939	692,867	828,354	2,00,591	5,07,762	14,41,136	16,84,076	15,84,427

(a) Separately recorded from 1928-29.

No. 13—continued
 NORTH AMERICA—UNITED STATES—continued
 IMPORTS THEREFROM—continued

ARTICLES	QUANTITY					VALUE				
	1924-25	1925-26	1926-27	1927-28	1928-29	1924-25	1925-26	1926-27	1927-28	1928-29
BRUSHES AND BROOMS—										
Brushes—										
Toilet brushes . . . Dozens	25,372	30,332	31,620	35,353	47,587	1,97,923	2,03,423	2,37,508	2,64,680	3,09,111
Other brushes . . . "	3,966	15,785	6,074	7,947	9,637	82,538	76,901	51,066	38,837	7,423
Total Brushes . . . "	34,338	46,117	37,694	43,300	57,224	2,60,461	2,80,324	2,88,574	3,02,917	3,82,400
Brooms . . . "										
	57	69	13	40	72	1,650	613	381	1,038	761
Total Brushes and Brooms . . . "	34,395	46,186	37,707	43,340	57,296	2,62,111	2,81,002	2,89,005	3,03,955	3,83,160
BUILDING AND ENGINEERING MATERIALS, other than IRON, STEEL, OR WOOD—										
Asphalt . . . Tons										
	5,786	7,509	10,457	13,063	6,226	6,97,298	8,12,756	12,26,452	14,46,136	7,61,978
Bricks—										
Firebricks . . . No.										
	1,808	4,000	27,786	1,030	69	507	15,928	52,614	3,552	146
Cement—										
Portland . . . Tons										
	30	263	225	260	376	5,381	25,733	24,831	34,460	31,639
Other kinds . . . "										
	160	438	203	364	503	31,103	45,737	30,638	48,439	73,759
Total Cement . . . "	190	706	428	624	879	36,484	71,470	60,909	82,908	1,05,398
Tiles . . . No.										
	49,762	53,916	..	1,300	168	19,021	35,999	..	1,218	302
Other kinds . . . Value										
	—	—	—	—	—	2,86,116	1,56,239	53,577	1,36,822	1,46,501
Total Building and Engineering materials . . . "	—	—	—	—	—	10,99,426	10,91,490	13,98,512	16,70,636	10,13,621
BUTTONS OF ALL SORTS—										
Metal . . . "										
	—	—	—	—	—	14,661	21,933	42,524	37,026	35,261
Othersorts . . . "										
	—	—	—	—	—	14,896	25,101	15,187	1,04,044	13,631
Total Buttons of all sorts . . . "	—	—	—	—	—	29,557	47,034	57,711	1,91,070	48,892
CHEMICALS AND CHEMICAL PREPARATIONS (excluding CHEMICAL MANURES AND MEDICINES)—										
Ammonia and salts thereof—										
Anhydrous . . . Cwts.										
	468	612	1,005	709	662	63,317	72,358	70,734	69,254	73,810
Others . . . "										
	23	3	3	102	101	2,200	214	220	1,173	2,589
Carbide of calcium . . . "										
	982	2,286	2,872	3,555	3,648	23,142	33,923	43,483	51,968	55,943
Disinfectants . . . "										
	61	222	598	1,046	1,731	4,723	15,098	53,883	1,09,556	1,87,727
Potassium compounds—										
Bichromate . . . "										
	1,361	1,520	215	35,912	40,892	5,534
Other sorts . . . "										
	..	53	359	416	912	20	3,062	46,486	59,186	61,332
Soda compounds—										
Bicarbonate of Soda . . . "										
	..	637	..	78	4,259	..	12,324	..	818	30,006
Bichromate of Soda . . . "										
	2,898	3,721	2,624	3,750	2,218	63,083	61,383	52,449	73,278	39,198
Caustic soda (Sodium hydroxide) . . . "										
	12,252	7,309	4,788	5,731	15,224	1,61,175	81,417	54,706	92,272	1,60,561
Cyanide of Sodium . . . "										
	1,105	220	50,039	11,143	..
Sodium Carbonate (soda ash and soda crystals) . . . "										
	..	15	431	4,457	508	..	172	3,744	31,221	6,217
Other sorts . . . "										
	68	519	15	351	208	5,463	24,454	895	7,607	4,870
Sulphur (Brimstone) . . . "										
	..	601	3,000	..	226	..	3,916	30,029	..	1,333
Other sorts of chemicals Value										
	—	—	—	—	—	81,539	2,13,101	2,43,647	3,09,737	5,43,837
Total Chemicals and Chemical preparations, etc. . . "	—	—	—	—	—	4,40,579	5,82,839	6,61,465	8,77,215	11,67,553

No. 13—continued

NORTH AMERICA—UNITED STATES—continued

IMPORTS THEREFROM—continued

ARTICLES	QUANTITY					VALUE				
	1924-25	1925-26	1926-27	1927-28	1928-29	1924-25	1925-26	1926-27	1927-28	1928-29
CLOCKS AND WATCHES AND PARTS THEREOF—						R	R	R	R	R
Clocks and time-pieces . . . No.	98,690	106,548	146,290	102,919	86,208	7,05,662	7,16,058	6,50,845	6,98,241	5,36,658
Watches	1,810	1,592	999	975	699	3,859	4,759	4,105	3,895	3,947
Parts of clocks and watches Value	—	—	—	—	—	4,841	2,274	2,491	5,851	2,766
Total Clocks and Watches and parts thereof	—	—	—	—	—	7,18,862	7,28,091	6,57,441	7,07,977	5,49,371
COAL AND COKE . . . Tons	..	800	876	276	4,000	18,950	6,887	..
CORDAGE AND ROPE OF VEGETABLE FIBRE (excluding Jute and Cotton) . . . Cwts.	15	58	181	8	608	1,061	7,183	3,909	161	27,381
CORK MANUFACTURES . . .	22	201	21	..	5	2,165	10,639	2,320	460	487
CUTLERY . . . Value	—	—	—	—	—	1,03,458	70,298	90,030	1,23,906	2,15,226
DRUGS AND MEDICINES (excluding chemicals and narcotics)—										
Preparations of opium and morphia	—	—	—	—	—	805	95	1,040	10,117	1,880
Proprietary and patent medicines	—	—	—	—	—	3,98,177	2,98,648	3,79,086	3,67,905	5,99,868
Quinine salts—										
Quinine sulphate, or bisulphate . . . Lbs.	4,806	3,628	2,838	2,842	2,933	1,06,208	1,11,627	1,02,787	1,09,938	89,204
Other sorts	171	181	22	159	164	7,024	5,374	450	4,562	6,019
Saccharin	14	4	2,156	4,253	5,301	604	190	5,976	14,286	17,446
Other sorts of drugs and medicines . . . Value	—	—	—	—	—	10,21,251	9,19,768	13,63,802	15,16,615	11,32,897
Total Drugs and Medicines	—	—	—	—	—	14,34,224	13,30,402	17,72,541	20,23,408	18,07,278
DYEING AND TANNING SUBSTANCES—										
Cochineal Cwts.	312	38	48,215	5,239
Dyes obtained from coal tar—										
Alizarine Lbs.	68,504	49,084	82,055	79,893
Aniline	642,911	1,571,110	1,954,518	1,326,946	1,159,908	9,39,449	16,50,814	19,26,489	13,36,896	13,06,904
Other sorts (including lac-dye) Value	—	—	—	—	—	33,714	20,622	11,446	13,415	7,716
Total Dyeing and Tanning substances	—	—	—	—	—	10,21,378	16,76,675	19,37,885	14,32,866	18,88,458
EARTHENWARE AND PORCELAIN—										
Earthenware	—	—	—	—	—	12,336	6,895	1,21,145	20,080	16,345
Porcelain—										
Electrical	—	—	—	—	—	488	2,347	2,964	689	572
Other kinds	—	—	—	—	—	908	858	628	2,137	2,125
Total Earthenware and Porcelain	—	—	—	—	—	18,727	9,510	1,24,737	22,906	19,042
FRUITS AND VEGETABLES—										
Fresh Fruits and vegetables . . .	—	—	—	—	—	767	1,432	2,038	15,394	8,798
Fruits and vegetables : dried, salted, or preserved, not being canned or bottled . . . Tons	44	28	37	38	73	41,291	31,576	36,515	27,958	40,861
FURNITURE AND CABINET-WARE—										
Bedsteads Value	—	—	—	—	—	61,112	63,261	1,15,581	1,62,624	1,64,491
Furniture of wood (other than bedsteads)	—	—	—	—	—	19,407	43,532	36,895	46,051	64,212
Furniture of other materials (other than bedsteads)	—	—	—	—	—	95,429	1,02,160	1,05,378	1,64,035	3,59,269
Mouldings	—	—	—	—	—	4,433	8,863	16,824	20,450	13,093
Total Furniture and Cabinet-ware	—	—	—	—	—	1,80,381	2,17,816	2,76,628	3,93,160	6,01,065

NORTH AMERICA—UNITED STATES—continued

IMPORTS THEREFROM—continued

ARTICLES	QUANTITY					VALUE				
	1924-25	1925-26	1926-27	1927-28	1928-29	1924-25	1925-26	1926-27	1927-28	1928-29
						B	B	B	B	B
GLASS AND GLASSWARE—										
Bottles and phials . . . Gross	3,535	1,726	2,402	1,638	2,782	13,321	9,507	13,166	11,374	17,5
Funnels, globes, and glass parts of lamps . . . Value	—	—	—	—	—	2,69,021	3,05,277	3,48,400	4,37,843	3,68,4
Scientific glassware . . . "	—	—	—	—	—	10,729	2,894	6,619	3,908	7,4
Other glassware . . . "	—	—	—	—	—	52,325	68,166	1,08,343	79,828	73,18
Total Glass and Glassware . . . "						3,46,896	3,85,854	4,76,537	5,33,053	4,61,57
GLUM . . . Cwts.	3	48	104	58	209	552	3,265	5,085	5,821	7,80
GRAIN, PULSE AND FLOUR—										
Wheat . . . Tons	3	400	348	..	63	..	62,471
Other sorts . . . "	1	5	1	1	1	1,600	1,958	839	427	1,233
Total Grain, Pulse and Flour . . . "	3	5	1	1	401	2,248	1,958	902	427	63,700
GRAPHITE CHARCOALS . Cwts.	222	147	70	214	179	11,305	6,761	5,037	12,346	10,748
GUMS AND RESINS—										
Basin . . . "	7,632	9,311	10,937	15,639	12,114	1,00,071	1,43,177	2,03,128	2,33,392	1,80,738
Other sorts . . . "	102	31	..	22	19	2,994	685	108	3,118	2,771
Total Gums and Resins . . . "	7,734	9,342	10,937	15,661	12,133	1,03,065	1,44,142	2,03,236	2,37,010	1,83,507
HARDWARE excluding CUTLERY AND REMOTOPLATED WARE—										
Agricultural implements Value	—	—	—	—	—	2,15,574	1,50,701	1,62,236	3,76,011	1,46,254
Builders' hardware, such as locks, hinges, door bolts, etc. . . "	—	—	—	—	—	4,19,077	4,37,231	2,43,386	1,46,298	1,38,978
Domestic hardware, other than enamelled ironware . . . "	—	—	—	—	—	47,399	71,202	47,812	55,154	92,379
Enamelled ironware . . . "	—	—	—	—	—	8,633	15,126	11,405	9,296	8,351
Gas mantles . . . "	—	—	—	—	—	1,68,985	1,43,199	1,77,633	1,18,591	1,00,391
Implements and tools, other than agricultural implements and machine tools . . . "	—	—	—	—	—	13,67,432	14,63,053	17,04,407	15,79,207	15,35,497
Lamps, metal . . . No.	1,925,810	2,266,624	1,741,393	1,134,136	1,059,439	32,30,355	33,38,121	23,62,144	16,74,556	14,49,653
Parts of lamps, other than glass . . . Value	—	—	—	—	—	1,43,408	78,332	86,688	1,07,697	68,738
Safes and strong boxes of metal . . . No.	29	119	180	25	32	5,101	2,657	7,291	4,130	5,761
Stoves . . . "	1,604	1,720	2,411	2,662	3,997	52,839	34,159	36,603	29,912	39,441
Othersorts . . . Value	—	—	—	—	—	21,44,480	23,38,576	22,04,409	21,21,622	24,61,125
Total Hardware, excluding Cutlery, etc. . . "						78,08,638	80,82,957	71,21,484	62,21,878	61,16,448
HIDES AND SKINS, RAW { Tons	59	13	4	2	..	37,343	5,004	9,320	13,320	37,874
—No.	160,679	26,688	4,350	8,321	13,092					
Hops . . . Cwts.	525	669	804	235	377	48,962	57,009	79,007	17,371	26,071
INSTRUMENTS, APPARATUS, AND APPLIANCES, AND PARTS THEREOF—										
Electrical, including telegraph and telephone apparatus, not being machinery—										
Electric fans and parts thereof . . . Value	—	—	—	—	—	1,78,109	2,05,469	1,56,463	1,38,468	1,04,319
Electric wires and cables—										
Rubber, insulated . . . "	—	—	—	—	—	33,408	23,339	32,702	33,480	52,114
Insulations, other than rubber . . . "	—	—	—	—	—	9,695	6,814	1,43,697	2,23,653	2,19,403
Telegraph and telephone wires and cables . . . "	—	—	—	—	—	2,305	..	1,631	8,750	7,666
Bare copper wire (Electrolytic) . . . "	—	—	—	—	—	9,147	831	2,25,940	26,453	76,149
Total Electric wires and cables . . . "						43,550	28,984	4,06,970	2,02,326	3,45,720

No. 13—continued

NORTH AMERICA—UNITED STATES—continued

IMPORTS THEREFROM—continued

ARTICLES	QUANTITY					VALUE				
	1924-25	1925-26	1926-27	1927-28	1:28-29	1924-25	1925-26	1926-27	1927-28	1928-29
INSTRUMENTS, APPARATUS, AND APPLIANCES, AND PARTS THEREOF—continued						B	B	B	B	B
Electrical, including telegraph and telephone apparatus, not being machinery—continued										
Telegraph and telephone instruments and apparatus . . . Value	—	—	—	—	—	65,825	19,880	22,312	20,035	27,054
Electric lamps and parts thereof—										
Electric glow lamps . . . No:	12,882	115,852	45,599	168,605	120,819	18,150	54,040	31,424	1,48,135	69,401
Other sorts . . . "	76,724	548,884	252,277	196,882	279,185	1,51,932	3,49,448	9,04,562	6,48,802	7,11,458
Parts and accessories . . . Value	—	—	—	—	—	25,520	1,34,551	4,70,649	1,46,978	1,92,841
Batteries . . . "	—	—	—	—	—	2,02,951	2,15,982	4,31,640	6,60,200	7,49,340
Accumulators (including parts) . . . "	—	—	—	—	—	1,76,342	82,772	1,04,205	1,41,928	3,42,678
Electric lighting accessories and fittings (including switches) . . . "	—	—	—	—	—	3,32,827	4,27,308	93,090	1,61,434	(7,518)
Electrical instruments (other than telegraphic and telephonic)—										
Meters . . . "	—	—	—	—	—	34,878	15,254	33,464	32,836	19,162
Others . . . "	—	—	—	—	—	34,558	2,26,448	23,215	42,907	32,564
Electro-medical apparatus (including X-ray apparatus) . . . "	—	—	—	—	—	27,402	1,17,037	60,320	85,817	1,19,899
Switch boards (other than telegraph and telephone) . . . "	—	—	—	—	—	9,892	3,063	10,885	2,024	9,032
Electrical goods and apparatus not enumerated . . . "	—	—	—	—	—	2,95,845	3,98,902	5,97,627	9,71,008	11,16,855
Total Electrical Instruments . . . "	—	—	—	—	—	16,02,796	22,71,468	38,38,732	35,39,857	39,40,186
Musical—										
Organs and Harmoniums, complete . . . No.	33	28	25	26	42	8,607	6,398	5,732	10,135	11,742
Pianos and Piano players, complete . . . "	38	27	40	17	23	19,073	17,349	24,332	8,276	14,893
Talking machines and accessories—										
Talking machines . . . "	141	199	245	1,747	679	11,454	22,132	19,257	67,798	27,322
Records . . . "	6,638	5,280	7,088	5,905	11,957	14,615	9,541	13,659	10,134	12,978
Accessories . . . Value	—	—	—	—	—	3,021	4,755	1,704	1,687	17,941
Total Talking machines and accessories . . . "	—	—	—	—	—	39,090	36,433	34,620	79,619	51,241
Other sorts, including parts of musical instruments . . . "	—	—	—	—	—	44,187	49,718	54,821	35,082	67,320
Total Musical Instruments . . . "	—	—	—	—	—	1,20,957	1,09,898	1,19,005	1,38,714	1,75,166
Optical . . . "	—	—	—	—	—	1,62,523	1,69,794	73,877	50,798	55,567
Photographic—										
Cinematograph Films—										
Raw (a) . . . Length in feet	—	—	—	807,299	4,422,549	—	—	—	49,972	1,62,961
Exposed (a) . . . "	—	—	—	6,237,105	5,998,959	—	—	—	14,47,465	13,64,068
Total Cinematograph films . . . "	8,728,048	4,831,188	6,518,659	7,044,404	10,422,508	7,25,252	9,41,869	12,78,487	14,97,427	18,47,026
Other than Cinematograph films . . . Value	—	—	—	—	—	3,86,236	3,63,323	4,95,092	5,33,221	9,30,823
Total Photographic Instruments,	—	—	—	—	—	11,11,488	13,05,253	17,74,449	20,30,658	24,77,849
Scientific and philosophical . . . "	—	—	—	—	—	1,95,776	1,52,758	1,56,967	1,38,238	1,44,524
Surgical . . . "	—	—	—	—	—	1,95,248	2,90,647	2,38,701	1,04,904	1,15,674
Wireless apparatus (b) . . . "	—	—	—	—	—	—	98,323	35,066	88,908	78,098
Other kinds . . . "	—	—	—	—	—	78,726	1,48,668	1,87,288	2,79,086	3,11,445
Total Instruments, Apparatus and Appliances and parts thereof . . . "	—	—	—	—	—	34,67,514	44,80,817	69,40,077	65,06,129	73,09,179

(a) Separately recorded from 1927-28.

(b) " " " " 1925-26.

NORTH AMERICA--UNITED STATES--continued

IMPORTS THEREFROM--continued

ARTICLES	QUANTITY					VALUE				
	1924-25	1925-26	1926-27	1927-28	1928-29	1924-25	1925-26	1926-27	1927-28	1928-29
Ivory Value	—	—	—	—	—	8,605	8,794	13,649
JEWELLERY (excluding IMITATION JEWELLERY AND PRECIOUS STONES AND PEARLS UNSET), ALSO PLATE OF GOLD AND SILVER--										
Jewellery "	—	—	—	—	—	4,796	12,999	43,840	39,828	49,675
Plate of gold and silver "	—	—	—	—	—	10,187	10,910	8,979	18,023	14,002
LAC--										
Shell and button . Cwts.	549	77	7	71	81	94,476	9,574	596	3,034	6,040
LEATHER--										
Hides, tanned or dressed. Tons or No.	1	3	2	9,546	18,425	19,497	32,494	35,231
Skins, tanned or dressed. Tons or No.	7	18	14	13	13					
Total Hides and skins, tanned or dressed. Tons or No.	8	16	14	12	15	84,630	1,78,789	1,89,465	2,28,902	2,76,774
Unwrought . Cwts.	805	3,181	3,838	4,363	4,514	1,92,753	2,48,397	5,36,532	6,80,711	7,91,869
Leather cloth (including artificial leather). Sq. yards	114	29,501	69,194	105,039	92,994	18,121	54,562	1,23,266	1,30,973	1,42,648
Artificial Leather* Manufactures (excluding boots and shoes and belting for machinery)--	275	—	—	—	—	41,293	—	—	—	—
Bags and Trunks . "	3	12	81	25	13	1,793	1,992	16,479	7,480	3,663
Other sorts . "	497	16	880	3,237	10,608	54,708	91,599	1,40,745	1,92,986	2,71,187
Total Leather . Value	—	—	—	—	—	3,93,295	5,75,309	10,11,487	12,47,052	14,85,143
LIQUORS, including DENATURATED AND PERFUMED SPIRITS--										
Spirit--										
Liqueurs Gals.	181	217	197	551	186	6,671	8,085	5,036	20,972	5,698
Spirit, present in drugs, medicines, or chemicals . "	34,038	41,091	42,459	50,507	55,946	11,50,770	12,21,746	12,90,049	14,65,278	16,29,456
Spirit, perfumed . "	381	146	220	177	858	86,472	29,828	31,106	38,222	37,580
Spirit, denatured . "	5,000	422	20,908	1,776
Other sorts of spirit . "	512	7,789	2,401	1,421	954	18,442	59,044	86,903	44,382	24,554
Total Spirit . "	40,122	49,193	45,217	52,656	58,366	12,38,263	13,19,708	14,18,142	15,63,854	16,98,213
Other sorts of liquors . "	269	21	2	179	..	2,809	454	63	1,080	..
Total Liquors . "	40,391	49,214	45,219	52,835	58,366	12,36,072	13,19,157	14,18,205	15,64,934	16,98,213
MACHINERY AND MILLWORK--										
Prime-movers (other than electrical)--										
Locomotives (including those for railways)--										
Oil Engines No.	1	17	6	10	4	1,323	33,810	12,066	32,205	7,145
Parts of oil engines . Value	—	—	—	—	—	775	2,975	891	1,816	17,425
Steam Engines No.	1	5	3	5	1	1,898	63,263	1,09,133	61,423	6,925
Parts of Steam Engines . Value	—	—	—	—	—	1,20,838	14,063	58,406	20,088	4,029
Others "	—	—	—	—	—	300	4,671	1,226	2,440	..
Railway locomotives "	—	—	—	—	—	—	—	—	—	4,05,653
Engines tenders and parts thereof (a) "	—	—	—	—	—	—	—	—	—	..
Other than Locomotives--										
Gas Engines No.	21	18	38	50	142	11,723	10,464	55,419	51,667	64,893
Parts of Gas Engines . Value	—	—	—	—	—	6,350	2,120	2,776	14,765	24,163
Oil Engines No.	244	367	409	387	788	1,85,725	2,07,112	1,92,291	1,48,027	3,17,981
Parts of Oil Engines . Value	—	—	—	—	—	41,107	42,625	55,712	1,35,191	71,495
Steam Engines No.	5	24	9	34	12	8,433	35,526	7,770	21,325	16,764
Parts of Steam Engines . Value	—	—	—	—	—	—	—	—	—	—
Others "	—	—	—	—	—	1,06,790	32,363	80,208	91,150	1,17,703
Total Prime-movers (other than electrical) "	—	—	—	—	—	9,735	2,877	1,580	8,418	10,197
Total Machinery and Millwork Value	—	—	—	—	—	4,95,003	4,52,366	5,68,393	5,80,515	10,65,337

* Included under "Leather Cloth" from 1925-26.
(a) Recorded under "Railway Plants and Rolling Stock"

No. 13—continued

NORTH AMERICA—UNITED STATES—continued

IMPORTS THEREFROM—continued

ARTICLES	QUANTITY					VALUE				
	1924-25	1925-26	1926-27	1927-28	1928-29	1924-25	1925-26	1926-27	1927-28	1928-29
MACHINERY AND MILLWORK— continued						R	R	R	R	R
Electrical machinery of all kinds not including instruments, apparatus and appliances and parts thereof—										
Control and switch gear. Value	—	—	—	—	—	94,405	1,32,430	1,69,058	3,35,850	2,51,901
Generators, alternators, and dynamos	—	—	—	—	—	86,950	1,96,354	2,70,247	1,17,402	1,16,339
Motors	—	—	—	—	—	3,42,807	3,29,673	3,78,860	3,86,170	3,10,344
Transformers	—	—	—	—	—	1,82,452	3,83,764	5,04,833	1,29,082	2,46,098
Turbo-generating sets	—	—	—	—	—	1,39,016	52,144	75,617	5,497	1,08,621
Others	—	—	—	—	—	6,78,000	8,71,752	8,78,172	4,83,087	10,65,441
Total Electrical machinery of all kinds, etc.	—	—	—	—	—	15,18,639	19,78,117	22,66,287	14,57,088	25,98,744
Machinery, not being prime-movers or electrical machinery—										
Aerated water making machinery	—	—	—	—	—	49,712	694	8,602	5,898	18,795
Agricultural machinery	—	—	—	—	—	2,61,495	5,09,442	3,06,618	5,50,451	3,99,433
Boilers	—	—	—	—	—	70,433	74,943	42,410	2,13,761	83,438
Metal working machinery (including machine tools)	—	—	—	—	—	4,83,851	6,26,904	6,46,168	4,13,679	5,99,365
Mining machinery—										
Coal	—	—	—	—	—	2,17,386	1,53,324	2,49,315	2,70,537	1,19,034
Other sorts	—	—	—	—	—	38,02,645	42,89,803	27,98,708	42,27,201	35,22,800
Oil crushing and refining machinery	—	—	—	—	—	10,71,634	4,89,114	3,33,770	4,22,818	2,65,164
Paper mill machinery	—	—	—	—	—	18,467	3,038	212,083	1,648	55,750
Refrigerating machinery	—	—	—	—	—	2,21,172	5,02,084	5,02,799	7,74,614	17,72,447
Rice and flour mill machinery	—	—	—	—	—	4,96,822	4,56,469	3,72,553	2,76,733	2,57,623
Saw mill and wood working machinery	—	—	—	—	—	1,17,422	58,597	1,38,973	61,436	1,74,108
Sewing and knitting machines, and parts thereof—										
Sewing and knitting machines No.	482	471	514	726	684	45,730	31,193	38,915	85,935	60,922
Parts of sewing and knitting machines and accessories Value	—	—	—	—	—	21,373	9,270	12,149	8,439	19,421
Sugar machinery	—	—	—	—	—	14,760	63,388	35,068	24,638	36,352
Textile machinery—										
Cotton—										
Bleaching and dyeing machinery	—	—	—	—	—	3,84,611	24,677	27,753	26,005	10,178
Spinning machinery	—	—	—	—	—	3,67,743	1,34,852	1,22,736	1,90,532	3,66,969
Weaving machinery	—	—	—	—	—	47,388	22,040	31,359	7,896	58,423
Other sorts	—	—	—	—	—	44,207	35,747	50,413	10,436	45,980
Jute	—	—	—	—	—	1,67,006	90,473	47,180	1,58,647	1,14,525
Shuttles (excluding those for sewing machines)	—	—	—	—	—	1,352	11,386	4,632
Other sorts of textile machinery	—	—	—	—	—	21,776	11,911	2,915	22,816	64,393
Total Textile machinery	—	—	—	—	—	10,34,082	3,31,140	2,86,988	4,25,221	6,60,523
Typewriters—										
Typewriters No.	6,732	9,999	12,365	15,534	19,816	12,04,267	14,80,241	20,00,079	22,42,141	26,69,264
Parts and accessories, Value	—	—	—	—	—	80,097	93,394	1,28,551	1,48,011	1,27,729
Other sorts of machinery (excluding printing machinery)	—	—	—	—	—	27,72,824	24,50,072	31,42,389	35,31,661	56,47,239
Total Machinery and Millwork	—	—	—	—	—	1,40,11,844	1,40,07,529	1,39,26,811	1,57,31,363	2,06,73,543

No. 13—continued
 NORTH AMERICA—UNITED STATES—continued
 IMPORTS THEREFROM—continued

ARTICLES	QUANTITY					VALUE				
	1924-25	1925-26	1926-27	1927-28	1928-29	1924-25	1925-26	1926-27	1927-28	1928-29
MANURES—						R	R	R	R	R
Nitrate of Soda . . . Tons	--	--	2,800	--	89	--	--	8,68,000	--	6,285
Sulphate of Ammonia . . "	--	--	1,112	1,305	3,578	--	--	1,87,987	2,01,720	5,48,708
Other kinds of manures . . "	16	110	--	946	1,122	2,508	22,301	10	1,52,807	2,11,203
Total Manures . . . "	16	110	3,612	2,251	4,784	2,508	22,301	8,56,007	3,54,027	7,65,144
MINERALS AND ORES—										
Aluminium—										
Unwrought (Ingots, blocks, bars, and slabs) . . . Cwts.	--	--	120	960	360	--	--	3,020	64,320	24,120
Wrought—										
Circles "	27,409	21,820	32,716	41,706	46,202	28,80,719	22,80,698	32,14,508	34,13,441	37,43,074
Sheets "	1,932	2,074	2,599	3,310	3,293	2,06,259	2,16,748	2,35,211	2,46,163	2,46,431
Other manufactures . . "	137	331	581	708	817	15,083	35,200	55,000	57,947	74,527
Total Aluminium . . . "	29,478	24,225	36,016	46,694	50,689	31,02,061	25,32,146	35,12,734	37,81,871	40,90,152
Brass, Bronze, and similar alloys and manufactures thereof—										
Unwrought "	20,653	11,932	6,005	4,957	--	6,04,191	3,86,108	1,86,812	1,48,709	--
Wrought—										
Mixed or yellow metal for sheathing . . "	--	--	5,253	500	--	--	--	1,53,418	14,055	--
Other sorts "	1,418	6,315	4,452	3,129	4,007	90,383	2,27,862	1,90,143	1,21,101	1,66,149
Total Brass, Bronze, etc. . . "	22,071	18,247	15,710	8,577	4,007	7,84,554	6,14,810	5,29,873	2,83,865	1,66,149
Copper—										
Old for remanufacture . . "	--	40	--	3,001	7,660	--	1,449	--	1,20,567	3,10,372
Unwrought "	20	3,228	3,467	12,151	10,180	1,155	1,62,038	1,75,993	5,40,956	5,74,726
Wrought—										
Sheets "	28,188	27,730	54	106	2,401	16,04,706	16,50,645	7,452	8,771	1,25,891
Wire, excluding wire of telegraph and telephone "	219	278	94	18	105	12,452	14,678	5,422	2,072	4,764
Other manufactures . . "	37	1,249	627	970	1,008	4,659	78,773	57,963	97,052	1,03,027
Total Copper (excluding Ore) . . "	28,464	32,525	4,298	16,241	23,324	16,22,572	18,07,583	2,46,850	7,60,418	11,27,890
German silver (including nickel silver) . . "	1,019	36	1	--	621	41,544	3,336	60	--	46,010
Steel Tons	21	38	15	1	77	9,611	11,117	5,793	2,370	23,097
Iron or Steel—										
Beams, channels, pillars, girders, and bridge-work . . "	109	265	691	121	138	71,172	80,692	1,87,357	74,078	51,773

No. 13—continued

NORTH AMERICA—UNITED STATES—continued

IMPORTS THEREFROM—continued

ARTICLES	QUANTITY					VALUE				
	1924-25	1925-26	1926-27	1927-28	1928-29	1924-25	1925-26	1926-27	1927-28	1928-29
METALS AND ORES—continued										
Iron or Steel—continued										
Bolts and nuts . . . Tons	601	349	329	248	200	3,05,246	1,56,174	1,68,843	1,21,008	99,345
Fencing materials (including fencing wire) . . . "	197	330	277	307	468	98,160	1,25,755	1,00,934	1,12,356	1,55,619
Hoops and strips . . . "	1,566	838	255	18	319	3,56,980	66,858	46,873	7,774	39,285
Nails, rivets, and washers (excluding wire nails) . . . "	9	12	14	23	49	7,547	9,349	14,062	21,403	26,771
Pipes and fittings, cast . . . "	89	96	183	31	124	39,841	58,526	65,070	45,459	67,105
Plats, chairs, and fish-plates (excluding those for railways) . . . "	35	19	771	1,046	621	13,651	2,985	2,01,492	2,82,752	1,73,053
Screws . . . "	41	7	101	13	1	58,449	5,789	71,811	12,668	2,372
Sheets and plates—										
Galvanized—										
Corrugated . . . "	1,363	8,070	11,002	4,269	2,239	7,50,719	29,70,462	36,37,307	15,37,087	7,83,126
Plain . . . "	4	321	1,086	61	21	2,440	38,623	3,51,269	26,725	7,233
Tinned—										
Tinplates . . . "	10,534	11,229	10,623	7,393	2,297	42,82,370	38,71,952	36,62,630	24,76,233	41,00,871
Other sorts . . . "	..	2	780
Not galvanized or tinned . . . "	166	301	304	150	61	51,758	97,411	2,91,604	56,747	31,270
Total Sheets and Plates . . . "	12,567	19,923	23,515	11,373	14,668	50,87,237	70,29,228	79,42,810	41,46,792	69,23,500
Tubes, pipes and fittings, wrought . . . "	971	455	1,395	1,230	360	4,78,015	1,90,482	5,57,056	4,26,621	1,43,684
Wire rope—										
Black . . . "	45	36	62	45	102	46,334	39,427	77,394	49,668	90,016
Galvanized . . . "	48	1	23	3	6	45,674	3,337	27,737	1,745	5,971
Wire, other than fencing . . . "	79	114	162	87	87	19,107	22,990	32,202	18,254	15,706
Other manufactures of iron or steel . . . "	395	397	386	1,251	392	2,47,470	3,12,572	1,86,533	3,80,293	3,71,051
Total Iron or Steel . . . "	16,843	22,859	28,604	16,411	17,930	69,25,433	81,14,368	96,49,276	56,99,581	61,14,251
Tin . . . Cwts.										
	338	11	36,434	2,500	16
Zinc or spelter . . . "										
	2,745	19,311	4,669	1,348	2,368	71,751	5,32,768	1,30,380	32,122	60,118
Others . . . Tons										
	291	216	307	303	62	2,81,926	1,64,867	2,32,917	2,10,579	79,789
Total Metals (excluding Ores) . . . "	21,351	27,856	31,959	20,357	22,144	1,28,34,742	1,83,74,990	1,43,08,339	1,07,79,315	1,17,12,541
MICA—										
In Blocks . . . Cwts.										
	22	..	43	111	..	5,242	..	7,719	12,330	..
In Splittings . . . "										
	1	53	111	19	..	910	16,765	20,915	1,300	48
Total Mica . . . "	23	53	154	130	..	6,152	16,765	28,634	13,630	48
ONS—										
Animal . . . Gals.										
	124	50	38	..	11	561	136	28	..	63
Essential . . . "										
	457	600	58	156	499	15,981	6,006	6,225	5,999	9,046
Mineral—										
Fuel Oils . . . "										
	122,311	1,118,549	..	18,519	1,27,212	..

NORTH AMERICA—UNITED STATES—continued

IMPORTS THEREFROM—continued

ARTICLES	QUANTITY					VALUE				
	1924-25	1925-26	1926-27	1927-28	1928-29	1924-25	1925-26	1926-27	1927-28	1928-29
<i>Oils—continued</i>										
<i>Mineral—continued</i>										
<i>Kerosene—</i>										
In bulk . . . Gals.	50,418,273	51,028,044	50,764,408	49,103,716	5,222,780	3,36,09,595	3,35,66,409	3,27,62,999	2,70,48,322	51,56,396
In tins . . . "	3,806,089	5,220,964	4,820,964	4,029,728	4,786,314	39,15,323	53,22,157	49,15,355	38,62,211	43,75,817
Total Kerosene . . "	54,224,362	56,249,008	55,585,372	47,133,489	14,008,994	3,75,25,418	3,87,88,566	3,76,78,354	3,09,06,033	95,32,213
<i>Lubricating oils—</i>										
Batching oils . . "	7,100,658	5,850,579	6,317,112	4,999,894	7,358,938	35,37,725	30,17,159	32,58,866	25,00,517	30,95,827
Other lubricating oils . "	9,030,142	9,043,618	8,601,558	8,198,769	8,840,671	1,41,50,053	1,25,21,173	1,21,18,372	1,11,22,740	1,12,46,423
Total Lubricating oils . "	16,130,799	14,903,197	14,918,670	13,198,663	15,999,609	1,76,97,778	1,55,38,331	1,53,72,238	1,36,23,256	1,49,31,250
Other kinds . . . "	623,191	1,137,791	797,543	1,046,348	1,409,357	7,86,219	18,34,784	10,06,943	13,62,999	17,76,038
Total Mineral oils . . "	71,106,659	72,289,906	71,291,533	62,498,999	31,417,960	5,60,17,934	5,56,61,681	5,40,57,535	4,61,09,510	2,62,39,561
Vegetable, non-essential . "	1,142	1,936	3,845	3,128	5,834	4,894	8,529	14,167	9,711	16,334
Total Oils . . . "	71,108,382	72,292,582	71,295,526	62,500,233	31,424,304	5,60,39,870	5,56,76,352	5,40,77,955	4,61,25,220	2,62,65,004
<i>ML-CLOTH AND FLOOR-CLOTH . . . Sq. yards</i>	171,037	352,756	328,667	410,833	401,746	1,70,942	3,12,509	3,03,093	3,40,490	3,22,290
<i>PACKING—ENGINE AND BOILER—OF ALL KINDS excluding Asbestos . . Value</i>	—	—	—	—	—	16,100	24,111	28,007	37,302	48,353
<i>PAINTS AND PAINTERS' MATERIALS—</i>										
<i>Paints and Colours—</i>										
Enamels, prepared . . Cwts.	300	349	423	334	325	37,906	36,399	50,245	32,811	54,101
Graphite . . . "	311	362	469	469	391	26,620	26,631	27,875	30,365	14,670
Zinc, white . . . "	200	423	4,711	6,695	10,593	96,096
Other sorts . . . "	6,958	7,434	9,208	7,559	10,434	3,55,861	3,60,466	4,47,411	4,77,413	6,29,261
Total Paints and Colours . . "	7,769	8,145	10,003	8,785	16,361	4,27,082	4,13,496	5,25,531	5,61,152	7,94,128
<i>Painters' Materials (other than paints and colours)—</i>										
<i>Turpentine—</i>										
Genuine turpentine . . "	123	..	16	22	141	12,324	7	644	676	4,143
Turpentine Substitute . . "	50	484	802	224	130	2,232	11,719	8,974	6,921	10,868
Varnish . . . "	1,818	1,551	1,260	2,012	1,198	1,60,672	1,29,517	1,20,996	1,55,793	1,18,921
Other kinds . . . Value	—	—	—	—	—	2,234	9,726	4,460	5,521	43,530
Total Painters' Materials, etc. . . "	—	—	—	—	—	1,67,462	1,49,069	1,36,074	1,69,111	1,72,480
Total Paints and Painters' Materials . . . "	—	—	—	—	—	5,94,544	5,63,465	6,60,605	7,20,263	9,66,608
<i>PAPER AND PASTEBOARD—</i>										
<i>Paper—</i>										
Packing paper . . . Cwts.	119	81	329	107	147	7,172	3,889	8,656	4,971	4,563
Printing paper . . . "	327	241	253	399	442	15,096	8,717	12,665	16,997	11,597
Writing paper . . . in large sheets	1,437	753	1,828	2,084	3,622	69,351	51,281	49,967	64,816	1,13,895
Note and letter paper and envelopes . . . "	—	21	123	183	118	3,126	1,298	3,116	14,193	7,218
Envelopes imported separately . . . "	45	93	399	156	192	3,892	6,161	11,106	12,119	13,239
Paper manufactures . . . "	905	754	292	578	931	72,597	71,975	36,459	41,573	68,236
Other kinds of paper . . . "	4,072	2,493	2,552	1,951	2,582	3,81,518	1,87,958	1,59,816	1,76,909	1,96,746
Old newspaper in bales and bags . . . "	55,539	166,847	200,124	192,900	34,863	3,90,893	9,78,442	11,72,482	9,72,576	4,07,183
Pasteboard, mill-board, and card-board of all kinds . . . "	118	703	390	663	753	6,164	33,567	17,082	32,192	11,562
Total Paper and Pasteboard . . . "	62,581	172,016	205,793	193,966	93,050	9,49,779	13,23,233	14,76,299	13,36,346	8,32,740

No. 13—continued

NORTH AMERICA—UNITED STATES—continued

IMPORTS THEREFROM—continued

ARTICLES	QUANTITY					VALUE				
	1924-25	1925-26	1926-27	1927-28	1928-29	1924-25	1925-26	1926-27	1927-28	1928-29
PARAFFIN WAX . . . Tons	780	293	800	413	786	R 1,37,993	R 1,81,127	R 2,21,985	R 1,20,430	R 2,37,681
PERFUMERY (not being perfumed spirits) . . . Value	—	—	—	—	—	924	1,121	501	18,921	1,524
PLANTS, LIVING (including bulbs and seeds for sowing) . . .	—	—	—	—	—	14,185	20,716	20,258	32,845	27,428
POLISHES— Polishes and compositions for application to leather . . .	—	—	—	—	—	78,070	91,817	71,741	67,064	71,156
Polishes and Compositions for application to metals . . .	—	—	—	—	—	49,700	26,243	10,220	27,333	31,724
Other kinds . . .	—	—	—	—	—	5,368	8,717	46,268	50,771	65,935
PRECIOUS STONES AND PEARLS, UNSET— Pearls . . .	—	—	—	—	—	—	880	20,122	—	6,433
PRINTING AND LITHOGRAPHING MACHINERY AND MATERIALS (excluding paper)— Printing and lithographing presses . . .	—	—	—	—	—	3,86,334	3,16,532	2,07,421	3,09,094	4,04,524
Printing types . . . Cwts.	37	104	35	62	70	12,581	34,862	13,068	18,197	18,021
Printers' and Lithographers' ink . . . Value	—	—	—	—	—	7,374	21,279	15,858	11,964	5,518
Other materials . . .	—	—	—	—	—	25,945	23,580	30,286	1,23,546	71,149
Total Printing and Lithographing machinery, etc. . .	—	—	—	—	—	4,33,234	4,01,253	2,66,632	4,63,701	4,99,212
PRINTS, ENGRAVINGS, AND PICTURES . . .	—	—	—	—	—	11,926	39,949	25,353	40,942	96,497
PROVISIONS AND OILMAN'S STORES (including FISH AND FRUITS AND VEGETABLES, CANNED OR BOTTLED)— Bacon and hams . . . Cwts.	114	89	79	149	130	14,239	10,548	10,726	15,598	31,093
Biscuits and cakes . . .	27	102	39	43	48	2,055	11,518	8,215	4,184	4,897
Canned and bottled provisions (not specified elsewhere)— Canned or bottled fruits . . .	8,618	11,775	10,147	13,450	14,101	4,89,916	5,94,096	5,41,580	6,70,538	6,58,260
Tinned or canned fish . . .	16,475	30,762	53,831	65,526	46,346	7,58,869	13,09,749	19,55,429	21,35,602	14,60,220
Others . . .	10,545	12,540	18,763	18,245	19,667	6,18,934	7,42,496	9,39,139	9,07,878	9,52,724
Total Canned and bottled provisions . . .	35,638	55,077	82,744	97,221	80,204	18,67,769	25,46,331	34,36,148	37,14,063	30,71,204
Cheese (including canned) . . .	168	148	343	201	127	27,714	21,135	43,269	22,961	16,507
Confectionery . . .	240	380	540	649	483	32,570	35,922	43,057	56,196	39,348
Farinaceous and patent foods— Farinaceous and patent foods in bulk . . .	469	187	26	33	173	11,006	4,940	1,363	1,191	7,305
Milk foods for infants and invalids wholly or mainly milk . . .	423	230	316	521	428	56,490	45,296	46,296	55,505	52,837
Other sorts . . .	14,144	12,326	13,460	14,649	16,644	5,94,478	5,07,412	5,36,215	5,03,791	7,33,139
Total Farinaceous and patent foods . . .	15,035	13,193	13,802	15,203	17,250	6,61,969	5,57,648	5,83,877	6,50,487	7,93,321
Jams and jellies . . .	165	136	57	106	50	10,238	8,785	8,929	6,651	3,410
Milk, condensed and preserved, including milk cream . . .	2,101	861	1,813	3,332	4,408	1,39,474	49,164	85,500	1,23,757	1,71,719
Pickles, chutneys, sauces and condiments . . .	423	698	286	261	268	31,363	43,355	20,981	20,893	22,401
Other sorts of provisions . . . Value	—	—	—	—	—	56,094	1,22,433	2,18,126	1,66,775	2,63,231
Total Provisions and Oilman's stores . . .	—	—	—	—	—	28,43,565	34,11,789	44,54,423	47,36,550	43,96,521
RAILWAY PLANT AND ROLLING-STOCK (a)— Carriages and parts thereof . . .	—	—	—	—	—	1,00,078	75,372	71,857	1,26,746	—
Wagons and parts thereof . . .	—	—	—	—	—	—	24,133	16,537	49,577	—
Locomotive engines and tenders and parts thereof . . .	—	—	—	—	—	14,15,725	7,20,871	5,45,366	6,00,716	—
Materials for construction— Bridge work (b) . . . Tons	101	—	—	—	—	22,030	—	—	—	—
Sleepers of wood . . .	1,333	5,472	11,736	2	—	1,55,745	5,22,175	11,69,621	1,908	—
Sleepers and keys of steel or iron . . .	1	75	44	—	—	525	27,500	17,127	—	—
Other kinds of materials . . .	77	66	264	225	—	51,908	93,462	2,67,665	2,56,813	—
Total Railway plant and Rolling-stock . . . Value	—	—	—	—	—	17,46,011	14,69,513	20,82,063	10,85,756	—

(a) Discontinued from 1928-29.

(b) " " 1927-28.

No. 13—continued
 NORTH AMERICA—UNITED STATES—continued
 IMPORTS THEREFROM—continued

ARTICLES	QUANTITY					VALUE				
	1924-25	1925-26	1926-27	1927-28	1928-29	1924-25	1925-26	1926-27	1927-28	1928-29
RUBBER—										
Manufactures—										
Pneumatic motor covers No.	23,409	40,331	55,223	108,279	81,790	10,45,085	23,24,069	22,79,181	48,47,846	37,03,720
Pneumatic motor tubes covers "	18,149	41,878	36,256	82,491	46,347	1,52,876	2,78,008	2,52,283	6,00,720	3,70,907
Pneumatic motor cycle tubes "	473	730	218	982	121	12,291	20,271	3,034	14,754	2,362
Solid rubber tyres for motor vehicles "	292	494	443	1,798	135	1,961	3,445	1,367	29,908	482
Other manufactures, except apparel, boots and shoes Value	2,749	4,057	2,749	3,439	2,032	3,01,652	4,38,334	3,48,590	4,34,617	2,98,328
Value	—	—	—	—	..	2,51,618	5,88,224	5,86,504	5,80,298	5,90,265
Total Rubber manufactures "	—	—	—	—	..	17,65,483	37,53,246	34,71,869	65,07,941	40,37,124
Seeds Tons	24	11	8	1	9	30,054	30,215	10,990	12,927	15,107
SOAP—										
Toilet soap Cwts.	3,497	6,306	8,960	7,113	7,195	3,87,384	5,34,266	3,39,119	7,11,362	7,62,897
Other sorts "	171	382	311	536	487	24,203	46,949	44,599	45,330	46,001
Total Soap "	3,668	6,688	9,271	7,649	7,682	3,61,587	5,81,209	3,83,718	7,56,622	8,08,408
SPICES—										
Cloves "	6,129	1,952	3,864	4,066	4,591	84,359	17,450	39,850	36,805	46,515
Pepper "	1,713	1,09,440
STARCH AND FARINA—										
Starch "	21,023	51,332	41,569	94,438	92,816	2,91,236	5,96,511	4,25,854	9,91,571	10,24,747
STATIONERY— (excluding PAPER)—										
Pencils (excluding slate pencils) Doz.	185,099	229,805	44,846	44,114	101,108	84,901	91,213	24,255	19,685	39,460
Other sorts Value	—	—	—	—	—	4,09,166	3,40,249	3,35,768	4,27,427	5,04,468
Total Stationery (excluding paper) "	—	—	—	—	—	4,94,067	4,31,462	3,60,023	4,47,112	5,48,923
SUGAR—										
Sugar, 16 Dutch Standard and above "	..	1,900	11,622	52	16	26	4,19,035	25,98,628	15,479	4,127
Beet Sugar Lbs.	632	1,42,021
Sugar, 16 Dutch Standard and below Tons	580	151	3,255	406	236	1,80,307	44,891	3,03,856	92,719	59,744
Other kinds "	4	17	6
Total Sugar "	580	2,051	15,509	458	252	1,80,337	4,63,943	35,44,505	1,93,198	68,877
TALLOW AND STEARINE—										
Grease Cwts.	4,298	4,782	3,603	2,156	1,684	77,259	1,44,962	77,214	54,791	37,467
Other sorts "	8	8	656	126	1,300	84	325	21,267	3,227	37,897
Total Tallow and Stearine "	4,301	4,790	4,259	2,282	2,984	77,343	1,45,277	98,481	58,018	75,364
TELEPHONES, MATERIALS FOR CONSTRUCTION AND ACCESSORIES (excluding ELECTRICAL) Value	—	—	—	—	—	4,548	7,310	10,185	16,661	22,652
TEXTILES—										
Cotton—										
Raw Tons	427	103	25,039	49,910	11,787	7,99,914	1,55,715	2,11,18,704	4,37,32,049	1,37,06,053
Twist and yarn—										
Grey (unbleached)—										
Nos. 16 to 20 Lbs.	51	14,367	15,694	73	17,623	10,353
" 31 to 40 "	20,000	..	4,115	20,324	..	5,363
Two Folds (doubles) "	..	77	7,297	30,020	6,474	24,869	..
Unspecified description of twist and yarn "	8	..	14,358	2,096	9,053	10	..	20,256	2,395	11,023
Total Cotton Twist and Yarn "	59	14,664	57,344	32,116	13,168	83	17,800	57,617	27,264	19,005
Manufactures—										
Hosiery—										
Stockings and socks Doz.	30,499	53,959	49,798	37,062	24,175	2,92,067	3,74,229	3,95,541	2,44,494	1,62,615
Underwear (s) "	—	5,036	8,693	4,498	6,586	36,792	51,524	77,947	46,721	67,610
Other sorts Value	—	—	—	—	—	83,915	1,39,192	70,258	47,172	67,891
Total Hosiery "	—	—	—	—	..	4,12,774	5,64,945	5,43,746	3,38,387	2,98,116

(a) Quantity recorded from 1925-26.

No. 13—continued

NORTH AMERICA—UNITED STATES—continued

IMPORTS THEREFROM—continued

ARTICLES	QUANTITY					VALUE				
	1924-25	1925-26	1926-27	1927-28	1928-29	1924-25	1925-26	1926-27	1927-28	1928-29
						R	R	R	R	R
TEXTILES—continued										
Cotton—continued										
Manufactures—continued										
Piece Goods—										
Grey (unbleached)—										
Plain grey—										
Drills and Jeans Yards	2,202,600	2,153,280	2,276,618	1,844,900	1,895,600	12,36,571	9,59,708	8,44,834	5,98,274	5,43,361
Longcloth and Shirts	180,000	20,000	..	40,000	..	36,091	5,293	..	7,268	..
Sheetings	245,000	213,750	388,500	358,250	181,250	1,31,306	57,549	1,12,622	1,08,459	39,413
Unspecified descriptions	30,408	73,854	25,010	87	40,000	15,778	26,518	5,712	57	2,562
Total Plain Grey	2,648,008	2,460,884	2,690,128	2,241,237	1,566,850	14,19,746	10,49,163	9,63,168	7,08,986	5,96,336
White (bleached)—										
Jaconets, madapolams, cambrics and Muslins	1,968	50,256	156,929	695,018	1,223,025	1,668	34,759	76,061	3,03,733	4,99,906
Longcloth and shirts	2	3	55	31,601	6,449	1	2	34	11,601	1,777
Unspecified descriptions	32,837	109,344	140,178	68,577	239,217	23,321	58,559	60,360	30,879	96,243
Total White (bleached)	34,855	159,603	297,162	795,196	1,468,691	25,490	93,320	1,36,455	3,46,213	5,97,926
Coloured, printed or dyed—										
Printed goods	57,039	87,375	855,313	239,614	325,090	27,175	53,763	1,42,676	1,36,090	1,41,190
Dyed goods—										
Cambrics including madapolams, muslins and jaconets	3,300	184,929	245,458	1,085,855	3,136,159	1,540	97,595	1,17,458	4,30,865	14,35,124
Italian cloth and satens (a)	..	24,706	12,010	2	3,612	..	12,342	5,337	3	1,220
Checks, spots and stripes	..	23,697	45,198	113,961	14,890	..	15,925	31,444	46,100	6,194
Unspecified descriptions	147,653	244,659	500,154	338,585	157,675	88,098	1,15,061	1,31,315	1,10,123	65,657
Total Dyed goods	151,043	432,901	802,815	1,538,403	3,312,386	39,633	2,41,023	3,26,054	6,43,151	15,08,195
Woven coloured goods—										
Cambrics including madapolams, muslins and jaconets	..	31,561	110	977	6,545	..	13,523	125	278	2,580
Drills and Jeans	63,357	..	93	143	..	33,537	..	171	275	..
Unspecified descriptions	29,782	40,135	103,031	125,059	294,270	9,012	21,372	36,684	62,145	1,07,532
Total Woven coloured goods	84,139	71,746	103,234	126,184	300,815	42,549	35,895	36,980	62,698	1,10,112
Total Coloured, printed, or dyed goods	292,321	642,112	1,261,412	1,949,221	3,938,241	1,59,362	3,30,181	5,05,704	3,41,038	17,59,506
Fats of all descriptions	6,331,533	11,333,691	11,442,732	23,246,640	23,898,654	16,15,311	27,10,429	28,95,977	62,47,561	49,71,125
Rope Lbs.	4,941	93,455	14,665	15,342	3,510	3,633	39,143	22,562	21,093	11,970
Other sorts of cotton manufactures Value	30,856	23,566	31,071	14,342	31,327
Total Cotton goods (including Twist and Yarn)	5,72,305	48,34,537	51,56,200	75,46,290	82,63,311

(a) Separately recorded from 1925-26.

NORTH AMERICA—UNITED STATES—continued

IMPORTS THEREFROM—continued

ARTICLES	QUANTITY					VALUE				
	1924-25	1925-26	1926-27	1927-28	1928-29	1924-25	1925-26	1926-27	1927-28	1928-29
TAXILES—concluded						R	R	R	R	R
Flax manufactures . . . Value	—	—	—	—	—	5,372	2,301	9,581	14,364	1,081
Haberdashery and millinery "	—	—	—	—	—	1,03,887	1,51,525	1,22,443	1,75,889	1,61,155
Jute, raw . . . Tons	538	298	80,351	94,500	125	—	..
„ manufactures . . . Value	—	—	—	—	..	9,545	1,865	9,138	1,899	1,189
Silk—										
Manufactures—										
Goods of silk mixed with other materials Yards	10,612	5,642	14,301	587	6,287	9,330	3,801	10,114	1,125	5,919
Other sorts . . . Value	—	—	—	—	..	1,05,154	2,11,410	2,40,486	1,89,472	2,29,189
Total Silk manufactures . . "	—	—	—	—	—	2,04,484	2,15,011	2,50,600	1,90,597	2,35,099
Wool—										
Manufactures—										
Carpets and rugs . . . Lbs.	2,499	1,317	1,548	9,504	2,118	18,848	3,727	4,081	35,137	3,859
Piece goods . . . Yards	2,541	2,316	4,718	15,570	120,406	4,443	7,545	5,788	25,610	70,928
Other sorts . . . Value	—	—	—	—	—	5,770	10,046	16,247	13,542	30,953
Total Wool manufactures . . "	—	—	—	—	—	24,061	21,319	26,066	74,289	1,05,743
Artificial Silk—										
Piece goods of Cotton and Artificial Silk Yards	27,937	65,991	223,238	372,981	917,169	24,372	33,593	116,526	1,06,773	3,72,759
Other sorts . . . Value	—	—	—	—	—	46,528	67,281	1,37,055	1,40,653	1,62,928
TOBACCO—										
Unmanufactured . . . Lbs.	6,652,632	4,764,634	5,422,738	3,607,178	6,662,959	51,32,522	31,60,783	38,66,036	27,47,735	56,00,340
Manufactured—										
Cigars . . . "	7,490	701	660	68	241	16,282	4,135	9,815	1,644	2,316
Cigarettes . . . "	12,834	3,866	3,484	5,775	11,792	23,226	17,782	24,399	25,522	42,034
Tobacco for pipes and cigarettes . . . "	12,833	14,817	18,200	15,974	18,065	64,560	67,960	79,946	65,264	79,650
Other sorts . . . "	1,363	1,302	2,370	8,811	823	5,492	5,156	5,446	40,618	3,082
Total Tobacco . . . "	6,687,142	4,785,320	5,452,452	3,637,806	6,692,880	52,47,082	32,55,216	39,87,442	28,80,783	57,27,422
TOILET REQUISITES (not specified ELSEWHERE) . . . Value	—	—	—	—	—	12,27,379	14,44,026	15,39,998	17,32,006	17,26,603
TOYS AND REQUISITES FOR GAMES AND SPORTS including FISHING TACKLE—										
Toys . . . "	—	—	—	—	—	1,66,600	2,59,899	2,75,621	2,72,216	3,18,967
Requisites for games and sports (excluding firearms, etc.)—	—	—	—	—	—	—	—	—	—	—
Playing Cards . . . "	—	—	—	—	—	4,67,077	5,27,256	6,97,950	6,42,060	6,97,734
Other sorts . . . "	—	—	—	—	—	59,560	42,242	22,583	35,458	32,270
Total Toys, etc. . . "	—	—	—	—	—	6,90,237	8,21,329	9,46,954	9,60,734	10,48,771
UMBRELLAS AND UMBRELLA-FIXINGS . . . "	—	—	—	—	—	76,041	2,868	11,292	1,976	2,112
VEHICLES, excluding LOCOMOTIVES, ETC., FOR RAILWAYS—										
Carriages and carts not mechanically propelled (excluding railway carriages, trucks, etc.) . . . No.	291	138	87	618	68	—	—	—	—	—
Parts of carriages and carts (excluding rubber tyres) . . . Value	—	—	—	—	—	1,22,250	3,620	62,833	1,08,057	22,706
Other sorts . . . Value	—	—	—	—	—	52,641	42,992	47,259	32,340	28,166
Total Carriages and Carts, etc. . . "	—	—	—	—	—	8,229	9,318	9,855	3,719	28
	—	—	—	—	—	1,82,120	55,930	1,09,947	1,44,116	51,644

No. 13—continued

NORTH AMERICA—UNITED STATES—continued

IMPORTS THEREFROM—concluded

ARTICLES	QUANTITY					VALUE				
	1924-25	1925-26	1926-27	1927-28	1928-29	1924-25	1925-26	1926-27	1927-28	1928-29
VEHICLES, excluding LOCOMOTIVES, ETC., FOR RAILWAYS—continued						B	B	B	B	B
Cycles (other than motor cycles) and parts thereof and accessories—										
Cycles, imported entire or in sections . . . No.	45	48	105	38	16	2,141	2,123	2,902	1,126	1,267
Parts of cycles and accessories (excluding rubber tyres) . . . Value	—	—	—	—	—	14,966	26,797	35,938	19,523	26,180
Total Cycles, etc.	—	—	—	—	—	17,107	28,920	38,840	20,649	27,417
Mechanically propelled vehicles (excluding railway locomotives and tractors)—										
Aircraft	—	—	—	—	—	2,10,084	—	—	—	—
Carriages and parts for railways (a)	—	—	—	—	—	—	—	—	—	81,440
Wagons and parts for railways (a)	—	—	—	—	—	—	—	—	—	52,839
Motor cars (including taxi cabs) No.	3,100	4,143	4,080	6,081	7,948	73,45,593	90,51,664	88,99,808	1,34,50,812	1,81,06,829
Motor cycles (including scooters)	180	113	75	67	55	1,40,456	79,406	44,514	44,181	37,730
Motor omnibuses, motor vans and motor lorries (b)	782	—	—	—	—	15,94,117	—	—	—	—
Motor Omnibuses—										
Imported with bodies	—	351	476	382	669	—	8,62,342	11,54,878	9,99,167	12,64,369
Chassis	—	1,668	1,846	3,317	5,140	—	22,06,988	37,83,894	57,49,092	97,00,321
Parts of mechanically propelled vehicles and accessories other than of aircraft (excluding rubber tyres) Value	—	—	—	—	—	23,61,995	31,84,741	39,06,830	52,39,811	71,54,259
Total Mechanically propelled vehicles, etc.	—	—	—	—	—	1,16,52,245	1,64,45,141	1,77,99,924	2,54,83,063	3,64,08,287
Ships, parts of	—	—	—	—	—	8,366	3,069	28,885	16,308	24,962
Total Vehicles, excluding Locomotives, etc., for railways	—	—	—	—	—	1,18,60,838	1,65,33,069	1,79,67,546	2,56,64,136	3,66,12,310
WAX OF ALL KINDS, other than PARAFFIN WAX (excluding CANDLES) Cwts.	811	807	1,816	948	1,316	22,347	18,998	36,876	17,618	24,865
WOOD AND TIMBER—										
Deal and pine wood Cub. Tons	851	2,393	4,501	4,849	3,235	1,10,954	2,47,713	4,46,250	5,07,453	2,83,307
Other kinds of wood and timber Value	—	—	—	—	—	1,93,168	29,620	89,778	2,26,057	2,67,395
Manufactures of wood other than furniture and cabinet ware	—	—	—	—	—	1,77,145	99,160	1,24,151	69,655	1,28,989
Total Wood and Timber	—	—	—	—	—	4,81,267	3,76,493	6,60,174	8,03,165	6,79,691
POSTAL ARTICLES NOT SPECIFIED	—	—	—	—	—	1,33,589	1,49,676	1,51,576	2,23,211	2,08,027
ALL OTHER ARTICLES OF MERCHANDISE	—	—	—	—	—	1,10,317	3,80,857	3,16,173	2,93,906	7,33,838
GRAND TOTAL	—	—	—	—	—	14,07,02,996	15,07,35,184	18,23,74,618	20,43,18,446	17,36,11,653

(a) Recorded under "Railway Plant and Rolling Stock" prior to 1928-29.
(b) Sub-divided into "Imported with bodies" and "chassis" from 1925-26.

No. 13—continued
 NORTH AMERICA—UNITED STATES—continued
 EXPORTS THERETO

INDIAN MERCHANDISE

ARTICLES	QUANTITY					VALUE				
	1924-25	1925-26	1926-27	1927-28	1928-29	1924-25	1925-26	1926-27	1927-28	1928-29
ANIMALS, LIVING . . . No.	306	58	2,294	4,267	3,314	4,890	17,840	5,225	15,090	12,829
APPAREL (including DRAPERY, UNIFORMS, ACCOUTREMENTS, BUT excluding HOSIERY AND BOOTS AND SHOES) . Value	—	—	—	—	—	27,292	13,336	1,23,828	1,31,832	1,12,480
ART, WORKS OF . . . "	—	—	—	—	—	14,622	24,210	51,321	53,272	24,431
BOOKS, PRINTED, AND PRINTED MATTER (not being STATIONERY) including MAPS AND CHARTS . . . Cwts.	17	33	74	115	163	3,855	5,178	16,023	30,536	43,276
BRISTLES . . . "	2	14	13	482	406	1,000	18,800	1,210	42,167	32,775
BUILDING AND ENGINEERING MATERIALS other than OF IRON, STEEL OR WOOD . Value	—	—	—	—	—	7,92,490	12,57,645	7,43,077	4,45,590	2,00,668
CANES AND BATTANS . . Cwts.	15	25	14	—	—	750	0,000	2,100	—	—
CASIN . . . "	—	—	281	—	594	—	—	7,000	—	22,530
CHEMICALS AND CHEMICAL PREPARATIONS (excluding CHEMICAL MANURES AND MEDICINES)—										
Potassium Compounds—										
Salt petre . . . "	1	—	1,000	—	—	20	—	11,437	—	—
COFFEE . . . "	30	100	204	—	80	2,700	9,000	20,562	—	8,400
COIR—										
Unmanufactured . . Tons	6	8	3	6	1	1,393	800	900	1,000	287
Manufactured (excluding rope) . . "	1,301	1,815	1,170	579	437	4,30,433	7,05,291	5,12,393	2,15,535	2,48,503
DRUGS AND MEDICINES—										
"Kuxivonia" . . . Cwts.	12,219	17,113	25,719	17,444	26,919	33,186	1,05,642	1,55,333	1,13,311	1,33,099
"Esenna . . . "	19,196	18,397	20,780	17,519	13,056	4,71,381	4,04,015	4,04,223	3,48,376	2,70,619
Other sorts . . . Value	—	—	—	—	—	35,741	6,745	8,374	71,237	79,025
Total Drugs and medicines . . "	—	—	—	—	—	5,90,308	5,16,402	5,67,935	5,33,424	5,32,734
DYING AND TANNING SUBSTANCES—										
Cutch and Gambler . Cwts.	2,995	3,655	2,673	2,796	1,537	60,923	89,249	51,115	51,401	30,751
Myrobalans . . . "	227,535	232,995	235,534	634,075	253,714	12,20,451	18,79,379	13,63,299	32,24,507	13,27,099
Myrobalan extracts . . "	1,242	765	915	40	3	15,833	9,751	11,665	600	44
Turmeric . . . "	7,594	8,456	2,744	4,628	5,014	1,53,913	2,48,133	44,447	45,130	73,727
Other sorts . . . "	193	—	149	170	—	17,579	—	3,657	4,500	—
Total Dyeing and Tanning substances . . "	239,564	295,871	292,065	641,909	265,318	14,73,699	22,26,592	14,79,133	33,26,433	14,31,621
FIBRE FOR BRUSHES AND BROOMS . . . Tons	290	448	595	744	804	1,56,253	1,78,108	2,28,552	2,61,401	3,07,914
FISH (excluding Canned fish) . . . Cwts.	352	140	219	12	—	71,000	28,000	44,350	600	27
FRUITS AND VEGETABLES—										
Fruits and vegetables: dried, salted, or preserved, all sorts . Tons	100	250	513	1,258	1,132	89,541	2,23,913	7,05,577	17,13,691	15,36,465
FURNITURE AND CABINETWARE . . . Value	—	—	—	—	—	12,537	31,398	52,810	16,919	20,911
GRAIN, PULSE, AND FLOUR—										
Rice not in the husk . Tons	1,527	2,047	1,527	1,572	3,393	2,58,923	3,40,851	2,51,411	2,46,339	5,53,203
Other sorts . . . "	35	194	21	31	23	6,123	39,090	4,161	8,402	5,345
Total Grain, Pulse, and Flour . . "	1,562	2,241	1,548	1,603	3,416	2,65,046	3,80,341	2,55,572	2,54,741	5,58,548
GUMS AND RESINS—										
Arabic . . . Cwts.	1,011	2,611	1,856	1,577	736	33,195	67,995	47,694	49,210	33,140
Other sorts . . . "	11,119	18,678	14,333	16,161	17,646	3,12,836	5,30,166	5,98,926	6,31,531	7,35,556
Total Gums and Resins . . "	12,130	21,289	16,239	17,738	18,442	3,46,031	6,48,161	6,46,620	6,80,741	7,68,696

No. 13—continued

NORTH AMERICA—UNITED STATES—continued

EXPORTS THERETO—continued

INDIAN MERCHANDISE—continued

ARTICLES	QUANTITY					VALUE				
	1924-25	1925-26	1926-27	1927-28	1928-29	1924-25	1925-26	1926-27	1927-28	1928-29
HARDWARE AND CUTLERY, including PLATED WARE Value	—	—	—	—	—	R 0,817	R 23,702	R 70,249	R 13,335	R 2,069
HIDES AND SKINS, RAW—										
Hides, raw—										
Buffalo hides { Tons =47,400 =No. 395 } 590 550 1,972 970						4,61,116	6,56,307	4,06,143	13,36,895	8,25,732
Cow hides { Tons =67,540 =No. 275 } 53 1 855 353						3,06,308	57,009	775	8,74,313	8,51,159
Calf skins { Tons =218 =No. 1 } 530 .. 30 60						430	978	..	23,738	62,110
Total Hides, raw { Tons 670 =No. =105,158 } 644 551 2,357 1,339						7,67,050	7,14,984	4,06,018	22,39,440	12,38,981
Skins, raw—										
Goat skins { Tons 10,623 =No. =12,499,846 } 15,568 15,562 15,689 18,619						2,12,30,153	3,03,76,150	3,25,82,006	3,46,04,218	3,94,11,851
Sheep skins { Tons 272 =No. =423,365 } 20 0 36 111						3,95,062	14,429	6,898	60,893	1,45,263
Other skins { Tons 1 =No. =3,520 } 6 25 63 94						44,406	92,125	2,53,355	7,06,627	7,66,836
Total Skins, raw { Tons 10,896 =No. =12,925,731 } 15,594 15,613 15,788 18,824						2,16,60,311	3,04,82,710	3,28,47,938	3,53,70,739	4,03,21,004
Total Hides and Skins, raw (excluding outtings of hides and skins, raw) { Tons 11,566 =No. =13,030,839 } 16,238 16,164 16,045 20,213						2,24,23,261	3,11,97,694	3,33,44,856	3,76,10,184	4,15,62,985
Cuttings of Hides and Skins (raw) Tons 1,000	1,065	1,535	1,536	2,848	2,82,113	1,42,309	2,01,290	2,48,414	3,83,197	
JEWELLERY (excluding IMITATION JEWELLERY AND PRECIOUS STONES AND PEARLS UNSET) also PLATE OF GOLD AND SILVER Value	—	—	—	—	—	1,375	1,987	18,405	4,932	3,985
KAPOK Cwts.	2,428	5,648	4,257	3,877	1,547	1,23,369	4,10,188	2,18,580	2,22,652	69,247
LAC										
Button	3,314	6,314	8,701	1,860	3,550	7,06,288	7,97,053	3,85,622	2,89,077	5,06,525
Seed	31,616	32,777	23,952	49,238	82,765	52,14,908	33,82,630	67,90,060	61,14,410	89,72,862
Shell	171,734	226,852	239,500	170,053	237,033	3,25,11,325	3,05,77,355	2,31,61,712	2,36,16,162	3,00,73,101
Stick	4,885	17,989	1,495	5	4,360	6,10,282	14,78,668	64,145	392	2,45,817
Other kinds (excluding lac dye)	7,937	760	8,141	23,611	3,042	4,67,108	29,084	3,40,980	12,34,899	1,58,431
Total Lac	219,536	283,692	336,789	244,762	330,740	3,94,09,909	3,67,64,840	3,07,51,519	3,12,54,040	4,00,56,736
LACQUERED-WARE Value	—	—	—	—	—	287	6,781	5,192	5,112	2,031
LEATHER—										
Hides, tanned or dressed—										
Buffalo hides { Tons =100 =No. .. } .. 3 54						1,202	..	7,330	700	1,12,568
Cow hides { Tons =33,161 =No. =20,212 } 106 70 589 1,221						2,27,460	2,45,268	1,74,820	15,31,012	29,79,359
Calf skins { Tons 15 =No. =14,925 } 10 27 70 213						34,906	31,402	72,901	2,52,761	6,26,131
Total Hides, tanned or dressed { Tons 135 =No. =48,186 } 116 109 665 1,488						3,23,653	2,76,670	2,55,141	17,84,473	37,18,048
Skins, tanned or dressed—										
Goat skins { Tons 208 =No. =470,870 } 132 .. 103 347						8,39,074	6,83,036	15,39,305	12,69,797	23,30,604
Sheep skins { Tons 288 =No. =1,074,259 } 388 222 36 60						16,43,524	23,04,827	14,27,268	2,40,764	4,38,395
Other skins { Tons .. =No. .. } .. 5 17 87						..	540	1,18,317	4,10,665	20,70,301
Total Skins, tanned or dressed { Tons 496 =No. =1,645,129 } 520 486 246 503						25,32,898	29,28,397	30,84,885	19,21,220	48,85,360

No. 13—continued
 NORTH AMERICA—UNITED STATES—continued
 EXPORTS THERETO—continued

INDIAN MERCHANDISE—continued

ARTICLES	QUANTITY					VALUE				
	1924-25	1925-26	1926-27	1927-28	1928-29	1924-25	1925-26	1926-27	1927-28	1928-29
						R	R	R	R	R
LEATHER—continued										
Unwrought . . . Cwts.	11	16	18	6	164	3,400	2,600	5,565	23,792	84,413
Other sorts . . . Value	—	—	—	—	—	..	360	414	276	2,104
Total Leather . . .	—	—	—	—	—	23,59,956	32,68,027	59,40,005	87,29,770	86,89,805
						6,682	1,207	15,980	35	200
MACHINERY AND MILLWORK										
MANURES—										
Bonemeal . . . Tons	3,421	5,475	7,692	11,812	8,102	3,31,905	4,39,247	5,41,618	8,67,945	7,12,903
Other kinds . . .	27	49	30	25	225	3,105	2,339	1,880	1,420	31,331
Total Manures . . .	3,448	5,525	7,712	11,837	8,327	3,35,010	4,41,586	5,43,498	8,69,265	7,44,234
METALS AND ORES—										
Brass, Bronze, and similar alloys, wrought, . . Cwts.	247	763	1,194	623	694	62,601	1,56,197	2,58,952	1,28,462	1,34,027
Chromite (chromo iron ore) . . . Tons	7,481	9,550	5,010	2,170	4,000	2,64,780	3,30,800	1,79,810	89,340	1,51,500
Copper, others . . . Cwts.	48,577	9,80,491
Ferro Manganese . . Tons	270	212	41,908	42,456
Iron or Steel—										
Fig	133,761	166,064	40,733	66,064	52,541	77,71,463	72,18,036	18,33,744	29,22,187	23,63,999
Lead—										
Other sorts . . . Cwts.	6,000	..	16,803	2,920	..	1,50,000	..	3,26,217	40,873	..
Manganese ore . . . Tons	72,348	56,698	71,300	97,200	72,250	23,14,752	15,17,630	21,04,002	27,36,000	21,55,750
Wolfram ore	405	2,79,679
Others	1	50	221	665	329	343	5,333	8,327	23,076	56,131
Total Metals and Ores . .	216,362	223,017	118,189	165,276	129,155	1,16,36,333	95,50,131	47,11,052	59,35,538	48,61,407
MICA—										
In Blocks . . . Cwts.	6,933	10,092	5,134	1,314	1,895	10,63,308	3,22,631	9,54,375	4,72,395	3,94,476
„ Splittings . . .	26,892	23,138	32,168	17,191	28,256	32,35,454	30,28,393	38,86,345	23,69,478	20,70,001
Total Mica . . .	33,815	43,230	37,302	19,005	30,151	43,04,262	38,46,224	48,48,720	28,41,863	24,64,477
MONAZITE . . . Tons	..	100	400	399	100	..	20,000	71,000	57,370	30,000
OILS—										
Essential . . . Gals.	11,359	12,162	18,047	22,023	24,503	4,43,419	2,52,604	2,49,146	4,15,071	4,44,179
Vegetable, non-essential—										
Coconut	15,714	7,240	13,279	3,073	7,249	28,381	18,124	29,072	7,319	15,109
Other sorts	550	12,135	7,267	3,496	..	1,455	12,740	13,895	7,363
Total Oils . . .	27,073	19,952	38,461	32,369	35,247	4,81,300	2,72,183	2,91,858	4,36,285	4,60,642
OILSEEDS . . . Tons	..	223	534	151	257	50	37,798	58,201	17,839	29,997
PAINTS AND PAINTERS' MATERIALS . . . Value	—	—	—	—	—	3,969	38,500	24,050	48,960	48,540
PAPER AND PAPERBOARD Cwts.	4	4	43	57	66	1,465	650	8,755	7,224	6,335
PAPER MAKING MATERIALS										
PARAFFIN WAX . . . Tons	924	7,685	3,258	4,689	1,072	11,436	46,069	22,555	23,245	15,727
PERFUMERY (not being perfumed sprites) including MUSK . . Value	775	834	1,366	1,880	6,139	3,52,568	3,31,745	6,21,480	3,56,400	27,93,616
PRECIOUS STONES AND PEARLS UNSET . . .	—	—	—	—	—	95	14,165	3,325	1,250	..
PROVISIONS AND OILMAN'S STORES INCLUDING FISH AND FRUITS AND VEGETABLES, CANNED OR BOTTLED—										
Pickles, chutnies, and condiments . . . Cwts.	1,745	1,723	2,145	3,015	2,849	78,374	74,861	90,910	84,343	99,737
Other sorts of provisions Value	—	—	—	—	—	1,862	6,745	6,829	20,931	1,819
Total Provisions and Oilman's stores . .	—	—	—	—	—	80,236	81,606	1,02,139	1,05,274	1,01,556
RUBBER—										
Raw . . . Lbs.	1,762,466	3,207,920	2,342,309	1,956,102	3,538,494	14,26,022	41,28,263	29,80,002	19,91,211	30,46,146
Manufactures . . . Value	—	—	—	—	—	..	606	27,810

No. 13—continued

NORTH AMERICA—UNITED STATES—continued

EXPORTS THERE TO—continued

INDIAN MERCHANDISE—continued

ARTICLES	QUANTITY					VALUE				
	1924-25	1925-26	1926-27	1927-28	1928-29	1924-25	1925-26	1926-27	1927-28	1928-29
SEEDS—										
Essential Tons	488	757	97	107	103	R	R	R	R	R
Non-essential—										
Castor "	32,181	43,890	43,731	49,291	56,074	1,005,516	1,002,027	90,68,252	1,03,84,329	1,12,21,256
Groundnuts "	..	136	1,852	..	45,834	50	15	3,22,977
Linseed "	..	400	4	1,05,000	658
Mustard "	286	26	25	..	55	86,194	12,130	10,778	..	22,130
Niger "	20	14	15	21	38	4,825	4,528	4,693	6,600	31,129
Poppy "	157	13	47	20	19	65,632	6,675	21,545	6,852	5,764
Rape "	..	100	95	..	20,625	20,750
Sesamum (til or jinjli)	210	1,000	46,800	2,40,937
Other sorts "	..	3	990	84	26	..
Total Seeds, non-essential "	32,504	44,551	43,822	49,542	58,983	1,02,11,818	1,11,15,809	91,06,266	1,04,46,622	1,18,73,942
Other than oilseeds "	10	67	25	..	3	9,020	16,584	11,368	275	3,557
Total Seeds "	33,022	45,375	43,944	49,542	59,044	1,04,12,391	1,13,24,260	91,45,264	1,04,78,723	1,19,28,704
SPECIMENS ILLUSTRATIVE OF NATURAL SCIENCE Value	—	—	—	—	—	7,138	14,267	17,170	3,530	18,400
SPICES—										
Cardamoms Cwts.	511	959	692	1,237	1,043	2,27,426	3,75,171	2,34,770	4,32,458	3,26,478
Chillies "	1,935	410	302	4,505	2,002	37,057	16,700	33,126	1,51,754	81,666
Ginger "	2,516	705	1,207	4,156	2,603	1,25,574	32,443	39,718	1,16,269	96,140
Pepper "	20,140	30,090	38,358	69,925	15,751	6,52,210	31,90,452	23,85,241	51,54,312	14,79,481
Other sorts "	..	99	102	..	6	..	5,940	5,087	9	180
Total Spices "	25,102	41,268	41,161	79,878	21,404	10,92,267	38,21,706	27,03,551	58,54,802	19,83,945
STONE AND MARBLE Tons	..	202	621	..	721	..	20,678	55,354	130	86,577
TEA—										
Black Lbs.	6,200,245	4,902,025	7,619,555	8,798,827	7,828,026	54,80,733	38,11,145	61,91,249	73,09,149	58,92,819
Total Tea "
TEA WASTE, FOR THE MANUFACTURE OF CAFFEINE "	2,681,126	2,314,075	1,445,490	3,853,598	3,871,864	4,12,269	4,54,918	2,43,190	4,06,123	3,77,382
TEXTILES—										
Cotton, Raw Tons	5,870	5,532	3,735	5,809	3,348	90,64,524	64,35,327	34,57,275	51,15,962	76,86,326
Waste Cwts.	24,236	35,041	23,116	31,809	14,970	3,48,592	11,59,170	5,24,145	7,08,991	3,80,656
Cotton manufactures (including twist and yarn) Value	1,59,026	21,007	45,402	65,750	1,83,123
Haberdashery and Millinery "	39,263	27,846	1,50,212	74,093	1,28,487
Hemp (chiefly jute), raw Cwts.	11,530	54,571	17,006	29,764	15,526	2,80,050	13,48,856	3,51,270	4,65,480	3,18,570
Jute—										
Raw Tons	59,230	69,247	87,851	84,231	93,814	2,46,50,046	3,86,97,500	3,21,10,014	3,05,98,361	3,43,59,251
Twist and yarn. Manufactures—										
Gunny bags No.	25,874,275	26,411,500	28,460,218	20,743,943	19,907,404	65,87,271	75,27,473	89,94,341	56,68,766	58,02,813
cloth Yards	992,008,427	1,017,951,271	975,422,784	1,023,012,889	1,021,816,902	18,69,08,775	21,32,91,954	17,72,81,624	18,81,58,208	19,61,90,239
Other kinds Value	180	2,730	..	27	14,995
Total Jute manufactures (including twist and yarn) "	19,34,08,226	22,08,22,157	18,62,78,965	19,33,27,001	20,20,08,047
Silk—										
Raw Lbs.	580	42,845	855	96,129
Manufactures Value	15,397	16,036	16,559	29,630	13,718
Wool—										
Raw Lbs.	3,974,785	4,926,175	3,875,835	5,247,335	3,113,976	36,79,580	35,50,106	29,34,329	46,04,373	72,18,451
Manufactures—										
Carpets and rugs "	750,570	907,093	869,710	1,156,210	1,500,697	21,31,032	25,24,147	25,75,520	34,04,242	33,89,435
Other sorts Value	46,291	43,161	1,42,191	3,93,527	4,72,733
Total Woolen manufactures "	21,77,323	29,27,303	27,17,711	37,97,769	43,42,148
Other textiles—										
Raw Cwts.	1,793	19	37,120	2,022
TOBACCO Lbs.	38,400	614	584	1,300	2	6,030	1,344	1,317	1,300	2
TOYS AND REQUISITES FOR GAMES AND SPORTS (including FISHING TACKLE other than FISHARMS) Value	69,243	62,955	1,06,355	66,402	1,20,333

No. 13—continued
NORTH AMERICA—UNITED STATES—continued
EXPORTS THERETO—continued

INDIAN MERCHANDISE—concluded

ARTICLES	QUANTITY					VALUE				
	1924-25	1925-26	1926-27	1927-28	1928-29	1924-25	1925-26	1926-27	1927-28	1928-29
WAX OF ALL KINDS, other than PARAFFIN WAX (excluding CANDLES) . Cwts.	3,161	561	753	141	65	66,133	55,400	78,800	14,000	8,008
WOOD AND TIMBER—										
Timber, other than railway sleepers—										
Teak wood . Cubic Tons	610	1,285	661	492	1,382	1,80,851	3,74,245	1,54,780	1,80,004	3,04,181
Other timber* . " "	188	—	—	—	—	22,900	—	—	—	—
Sandal wood . Tons	395	600	680	729	678	8,60,644	10,90,646	11,01,258	11,87,608	12,60,197
Other kinds of wood and timber . Value	—	—	—	—	—	25,574	32,216	16,916	38,677	64,840
Manufactures of wood, other than furniture and cabinet-ware . "	—	—	—	—	—	6,984	14,184	39,517	12,804	32,291
Total Wood and Timber . "	—	—	—	—	—	11,05,003	15,11,241	13,12,421	18,79,093	17,50,959
POSTAL ARTICLES "	—	—	—	—	—	20,424	17,982	17,168	21,812	20,017
ALL OTHER ARTICLES OF MERCHANDISE "	—	—	—	—	—	12,08,127	23,67,028	6,66,884	7,97,848	10,32,970
GRAND TOTAL "	—	—	—	—	—	34,23,11,121	39,40,84,165	33,68,37,467	35,07,77,376	39,11,17,417

FOREIGN MERCHANDISE

ARTICLES	QUANTITY					VALUE				
	1924-25	1925-26	1926-27	1927-28	1928-29	1924-25	1925-26	1926-27	1927-28	1928-29
APPAREL (including DRAPERY, UNIFORMS, ACCOUTREMENTS, BUT excluding HOSIERY AND BOOTS AND SHOES) Value	—	—	—	—	—	18,437	3,79,336	29,843	9,162	45,694
BOOKS, PRINTED, AND PRINTED MATTER (not being STATIONERY including MAPS AND CHARTS) Cwts.	65	54	107	48	71	17,074	17,942	20,057	14,214	21,104
BOOTS AND SHOES Pairs	11	483	5	—	—	185	10,062	51	—	—
CLOCKS AND WATCHES AND PARTS THERE OF— Clocks and Watches . No.	—	146	1,500	6	2	—	1,012	15,675	640	76
DRUGS AND MEDICINES (excluding CHEMICALS AND NARCOTICS) "	—	—	—	—	—	14,423	43,296	21,058	20,276	46,471
DYING AND TANNING SUBSTANCES "	—	—	—	—	—	28,066	6,037	1,919	9,845	527
FRUITS AND VEGETABLES—										
Fruits and vegetables: dried, salted, or preserved . Tons	55	56	4	50	54	1,02,249	88,905	6,850	97,423	1,06,903
FURNITURE AND CABINET-WARE Value	—	—	—	—	—	160	3,060	3,670	3,840	6,818
GUMS AND RESINS—										
Arabic Cwts.	5,062	3,661	3,717	8,435	14,719	1,59,461	1,03,069	1,13,213	2,30,836	5,71,947
Oil banum or Frankincense "	1,703	3,795	2,453	3,278	3,030	62,232	1,24,101	81,945	1,18,799	1,10,833
Other sorts "	4,114	7,508	5,000	5,618	14,778	1,61,651	2,26,519	2,57,347	3,35,842	6,27,780
Total Gums and Resins "	10,879	14,964	11,770	17,331	32,527	3,83,344	4,53,689	4,52,505	7,35,477	13,10,560
HARDWARE (excluding CUTLERY)										
HIDES AND SKINS, RAW Value	—	—	—	—	—	69,569	74,335	71,984	78,948	61,506
SKINS, RAW (Tons)	12	9	8	9	5	—	—	—	—	—

No. 13—continued
 NORTH AMERICA—UNITED STATES—concluded
 EXPORTS THERE TO—concluded

FOREIGN MERCHANDISE—continued

ARTICLES	QUANTITY					VALUE				
	1924-25	1925-26	1926-27	1927-28	1928-29	1924-25	1925-26	1926-27	1927-28	1928-29
INSTRUMENTS, APPARATUS, AND APPLIANCES, AND PARTS THEREOF . . . Value	—	—	—	—	—	R 10,737	R 79,850	R 52,820	R 34,168	R 70,021
JEWELLERY (excluding Imita- tion Jewellery and Precious Stones and Pearls Unset), also Plate of Gold and Silver . . . "	—	—	—	—	—	1,800	15,440	4,772	1,645	5,170
LEATHER "	—	—	—	—	—	2,99,558	1,14,979	47,879	70,437	46,110
MACHINERY AND MILLWORK—										
Electrical machinery of all kinds "	—	—	—	—	—	2,610	800	12,188	2,390	880
Other sorts of machinery . . . "	—	—	—	—	—	47,122	95,000	80,612	1,85,064	44,310
Total Machinery and Millwork "	—	—	—	—	—	49,732	95,800	1,01,705	1,88,054	45,190
METALS AND ORES . . . Tons	1	23	556	586	—	3,318	4,560	29,291	43,035	2,021
OILS—										
Essential Gals.	111	56	—	—	—	10,000	5,000	—	—	—
Mineral "	414	837,641	624,184	632,953	2,153,507	1,099	1,65,958	2,03,295	1,25,019	4,26,719
PAINTS AND COLOURS . . Cwts.	6	1	102	5	—	4,015	130	9,288	250	100
PROVISIONS AND OIL- MAN'S STORES, ETC. . . "	7	32	—	14	31	1,633	2,366	73	3,021	5,760
RAILWAY PLANT AND BOL- LING STOCK (a) . . . Value	—	—	—	—	—	260	780	5,246	—	—
RUBBER MANUFACTURES . . "	—	—	—	—	—	21,942	4,190	12,461	6,211	1,017
SEEDS Tons	8	—	10	3	4	7,500	602	5,300	3,811	13,274
SPICES Cwts.	2	25	40	52	—	700	2,800	15,000	17,314	—
STATIONERY (excluding Paper) Value	—	—	—	—	—	15,038	820	210	235	780
TEXTILES—										
Cotton Manufactures—										
Piece goods Yards	50,500	25,739	4,620	11,051	37,972	18,500	8,057	1,110	6,754	10,650
Haberdashery and Millinery Value	—	—	—	—	—	5,860	4,230	6,847	5,435	11,057
Silk Manufactures "	—	—	—	—	—	—	3,645	9,954	750	—
Wool, raw Lbs.	1,717,984	1,926,757	3,278,798	5,193,354	5,583,841	13,94,193	16,46,227	25,84,962	34,12,416	38,98,348
" manufactures Value	—	—	—	—	—	33,24,362	33,21,226	27,67,238	10,35,546	22,09,308
Other textiles— Manufactures "	—	—	—	—	—	—	1,445	5,579	4,011	500
TOBACCO—										
Unmanufactured Lbs.	80,991	—	1,777	—	—	40,706	—	1,719	—	—
Manufactured "	9,650	—	175	33	—	42,104	—	430	97	—
Total Tobacco "	49,641	—	1,952	33	—	82,810	—	2,140	97	—
TOYS AND REQUISITES FOR GAMES Value	—	—	—	—	—	8,111	24,500	422	3,371	7,425
VEHICLES (excluding LOCO- MOTIVES, ETC., FOR RAIL- WAYS)—										
Carriages and carts (exclud- ing Railway Carriages) and parts thereof "	—	—	—	—	—	39,209	9,105	16,894	3,496	6,019
Other sorts "	—	—	—	—	—	10,598	24,555	14,636	51,591	15,219
POSTAL ARTICLES "	—	—	—	—	—	999	1,343	703	—	—
ALL OTHER ARTICLES OF MERCHANDISE "	—	—	—	—	—	5,23,769	3,87,588	6,13,742	3,10,178	41,264
GRAND TOTAL "	—	—	—	—	—	77,31,730	72,65,628	72,30,446	72,15,557	90,29,105
GRAND TOTAL OF INDIAN AND FOR- EIGN MERCHANDISE "	—	—	—	—	—	35,00,42,851	40,21,99,793	34,40,67,918	36,70,42,133	37,97,40,552

(a) Discontinued from 1928-29.

BERMUDAS
CUBA

(584)

No. 13—continued
NORTH AMERICA—BERMUDAS
IMPORTS THEREFROM

ARTICLES	QUANTITY					VALUE				
	1924-25	1925-26	1926-27	1927-28	1928-29	1924-25	1925-26	1926-27	1927-28	1928-29
POSTAL ARTICLES NOT SPECIFIED . . . Value	—	—	—	—	—	R	R	R	R	R
GRAND TOTAL ..	—	—	—	—	—	2	..

EXPORTS THERETO

INDIAN MERCHANDISE

ARTICLES	QUANTITY					VALUE				
	1924-25	1925-26	1926-27	1927-28	1928-29	1924-25	1925-26	1926-27	1927-28	1928-29
TOTAL VALUE	—	—	—	—	—	R	R	R	R	R
	—	—	—	—	—	2,500	5,000	5,000

FOREIGN MERCHANDISE

Nil

NORTH AMERICA—CUBA
IMPORTS THEREFROM

ARTICLES	QUANTITY					VALUE				
	1924-25	1925-26	1926-27	1927-28	1928-29	1924-25	1925-26	1926-27	1927-28	1928-29
SUGAR—						R	R	R	R	R
Sugar 15 Dutch Standard and below . Tons	5,008	15,24,740	..
POSTAL ARTICLES NOT SPECIFIED . . . Value	—	—	—	—	—	7	15	2
ALL OTHER ARTICLES OF MERCHANDISE . . .	—	—	—	—	—	..	4,545	520	7,828	6,222
GRAND TOTAL ..	—	—	—	—	—	7	4,545	520	15,32,578	6,224

EXPORTS THERETO

INDIAN MERCHANDISE

ARTICLES	QUANTITY					VALUE				
	1924-25	1925-26	1926-27	1927-28	1928-29	1924-25	1925-26	1926-27	1927-28	1928-29
GRAIN, PULSE, AND FLOUR—						R	R	R	R	R
Rice, not in the husk . Tons	116,526	86,758	117,097	110,167	78,466	2,05,32,199	1,40,80,276	1,06,90,700	1,74,24,560	1,11,77,070
HIDES AND SKINS, RAW—										
Skins, Raw—										
Goat Skins	180	2,58,842
KAPOK Cwts.	788	1,384	1,225	2,119	739	56,865	94,333	88,600	1,20,340	37,675
LAC—										
Shell Cwts.	45	184	121	108	151	9,786	19,544	11,850	12,240	20,899
TEA, BLACK . . . lbs.	232	65,000	36,450	2,949	176	178	51,250	36,450	3,050	200
TEXTILES—										
Jute—										
Raw Tons	..	152	228	134	517	..	98,840	77,672	44,580	1,04,589
Manufactures—										
Gunny bags . . . No.	35,206,600	40,671,520	28,916,900	23,189,100	33,446,600	2,55,05,966	3,32,13,386	1,89,94,265	1,84,90,721	2,17,46,107
Gunny cloth . . Yards	226,000	80,000	144,000	182,000	82,000	63,695	17,100	28,580	40,767	21,535
ALL OTHER ARTICLES OF MERCHANDISE . Value	—	—	—	—	—	10,994	1,000	2,840	3,500	4,440
GRAND TOTAL . .	—	—	—	—	—	4,61,79,622	4,75,79,679	3,89,25,997	3,61,39,758	3,34,60,807

FOREIGN MERCHANDISE

ARTICLES	QUANTITY					VALUE				
	1924-25	1925-26	1926-27	1927-28	1928-29	1924-25	1925-26	1926-27	1927-28	1928-29
TOTAL VALUE	—	—	—	—	—	R	R	R	R	R
GRAND TOTAL OF INDIAN AND FOREIGN MERCHANDISE . Value	—	—	—	—	—	162
	—	—	—	—	—	4,61,79,622	4,75,79,679	3,89,25,159	3,61,39,758	3,34,60,807

No. 13—continued
NORTH AMERICA—HAYTI AND ST. DOMINGO
IMPORTS THEREFROM

ARTICLES	QUANTITY					VALUE				
	1924-25	1925-26	1926-27	1927-28	1928-29	1924-25	1925-26	1926-27	1927-28	1928-29
POSTAL ARTICLES NOT SPECIFIED . . . Value	—	—	—	—	—	R 2,014	R 1,510	R 129	R 394	R 1,077
ALL OTHER ARTICLES OF MERCHANDISE . . . "	—	—	—	—	—	661	..	6
GRAND TOTAL . . . "	—	—	—	—	—	2,014	1,510	790	394	1,083

EXPORTS THERETO

INDIAN MERCHANDISE

ARTICLES	QUANTITY					VALUE				
	1924-25	1925-26	1926-27	1927-28	1928-29	1924-25	1925-26	1926-27	1927-28	1928-29
GRAIN, PULSE, AND FLOUR—						R	R	R	R	R
Rice, not in the hulk . Tons	5,826	2,194	6,126	2,168	2,422	9,64,876	3,34,068	9,93,898	2,11,926	3,36,261
LAC—Shell . . . Cwts.	117	3,900
TEXTILES—										
Jute—										
Manufactures—										
Gunny bags . . . No.	1,100,900	2,118,000	1,658,500	2,516,320	2,280,000	7,31,685	16,44,249	9,84,407	13,56,593	13,16,614
Gunny cloth . . . Yards	250,000	160,500	146,000	220,000	80,000	48,480	29,073	26,760	32,800	14,725
POSTAL ARTICLES . Value	—	—	—	—	—	3,481	3,353	7,427	11,276	18,037
ALL OTHER ARTICLES OF MERCHANDISE . . . "	—	—	—	—	—	2,520	2,779	2,457
GRAND TOTAL . . . "	—	—	—	—	—	17,36,992	20,14,122	20,21,202	17,12,595	16,83,094

FOREIGN MERCHANDISE

ARTICLES	QUANTITY					VALUE				
	1924-25	1925-26	1926-27	1927-28	1928-29	1924-25	1925-26	1926-27	1927-28	1928-29
POSTAL ARTICLES . Value	—	—	—	—	—	R 2,489	R 2,028	R 2,129	R 2,586	R 2,918
ALL OTHER ARTICLES OF MERCHANDISE . . . "	—	—	—	—	—	..	112
GRAND TOTAL . . . "	—	—	—	—	—	2,489	2,140	2,129	2,586	2,913
GRAND TOTAL OF INDIAN AND FOREIGN MERCHANDISE . . . "	—	—	—	—	—	17,39,481	20,16,262	20,23,331	17,15,181	16,86,007

NORTH AMERICA—PORTO RICO
IMPORTS THEREFROM
N7.

EXPORTS THERETO

INDIAN MERCHANDISE

ARTICLES	QUANTITY					VALUE				
	1924-25	1925-26	1926-27	1927-28	1928-29	1924-25	1925-26	1926-27	1927-28	1928-29
TEXTILES—						R	R	R	R	R
Jute—										
Manufactures—										
Gunny bags . . . No.	4,206,050	4,896,400	4,471,200	5,068,400	5,123,400	26,19,870	34,70,532	24,88,579	27,70,975	27,65,135
Gunny cloth . . . Yards	124,000	250,000	..	266,000	54,000	25,265	62,500	..	52,228	11,060
All other articles of merchandise . Value	428	..
GRAND TOTAL . . . "	—	—	—	—	—	26,65,135	35,33,032	24,88,579	28,23,681	27,76,195

FOREIGN MERCHANDISE

N7.

NORTH AMERICA—WEST INDIES

IMPORTS THEREFROM

ARTICLES	QUANTITY					VALUE				
	1924-25	1925-26	1926-27	1927-28	1928-29	1924-25	1925-26	1926-27	1927-28	1928-29
BUILDING AND ENGINEERING MATERIALS, other than OF IRON, STEEL, OR WOOD—						R	R	R	R	R
Asphalt . . . Tons	1,500	1,74,555	..	40
COAL AND COKE	800	16,000
DRUGS AND MEDICINES excluding CHEMICALS AND NARCOTICS . . Value	6,507	7,083	16,079	7,507
Oils—										
Mineral . . . Gals.	48,556	30,734	10,584
SUGAR . . . Tons	..	52
TEXTILES—										
Artificial silk—										
Artificial silk yarn . Lbs.	6,000	11,612	..
ALL OTHER ARTICLES OF MERCHANDISE . . Value	19,469	2,706	3,453	813
GRAND TOTAL	2,05,239	52,510	9,961	25,144	7,910

EXPORTS THERETO

INDIAN MERCHANDISE

ARTICLES	QUANTITY					VALUE				
	1924-25	1925-26	1926-27	1927-28	1928-29	1924-25	1925-26	1926-27	1927-28	1928-29
APPAREL including DRAPEY, UNIFORMS ACCOUTREMENTS BUT excluding HOSIERY AND BOOTS AND SHOES) . Value	R	R	R	R	R
..	5,661	4,484	5,678	8,584	7,055
CHEMICALS AND CHEMICAL PREPARATIONS (excluding CHEMICAL MANURES AND MEDICINES)—										
Saltpetre . . . Cwts.	2,154	16,146
DRUGS AND MEDICINES (excluding CHEMICALS AND NARCOTICS) . . Value	38,240	25,822	21,900	1,253	431
GRAIN, PULSE, AND FLOUR—										
Pulse . . . Tons	1,418	1,269	1,025	1,368	1,246	2,09,999	2,18,120	1,84,355	2,49,175	2,33,913
Rice, not in the husk . .	27,901	18,486	19,317	14,464	15,715	47,26,245	31,14,711	32,78,888	23,65,104	23,77,135
Other sorts	10	..	30	39
Total Grain, pulse, and flour	29,319	19,754	20,342	15,832	16,961	49,36,244	33,32,851	34,63,243	26,14,309	26,11,087
MINERALS AND ORES . . .	4	6	4	7	5	11,840	16,851	11,850	15,120	12,780
OILS—										
Vegetable, non-essential Gals.	7,348	10,642	8,732	7,513	7,628	20,809	20,312	10,194	21,202	20,988
PARAFFIN WAX . . . Tons	121	55,168	..
PROVISIONS AND OILMAN'S STORES . . . Value	54,693	47,828	56,564	57,822	1,07,881
SEEDS Tons	7	6	4	15	7	4,241	3,008	1,050	5,804	4,523
TEA Lbs.	9,350	19,600	20,011	19,062	50,177	9,350	11,098	12,749	14,679	42,267
TEXTILES—										
Jute—										
Manufactures—										
Gunny bags . . . No.	2,365,600	2,398,111	2,000,752	2,790,781	3,060,442	16,68,470	19,15,856	17,81,173	15,54,607	18,01,015
Gunny cloth . . . Yds.	20,000	39,900	..	3,600	18,753	..
Other kinds . . . Value	730	489	..	205	120
Total Jute manufactures (including Twist and Yarn)	16,72,800	19,16,345	17,81,173	15,73,565	18,01,135
ALL OTHER ARTICLES OF MERCHANDISE . . Value	12,315	19,303	8,111	10,261	9,36
GRAND TOTAL	67,77,339	54,06,852	58,72,512	43,77,967	46,17,454

No. 13—continued
NORTH AMERICA—WEST INDIES—continued

EXPORTS THERETO—continued

FOREIGN MERCHANDISE

ARTICLES	QUANTITY					VALUE				
	1924-25	1925-26	1926-27	1927-28	1928-29	1924-25	1925-26	1926-27	1927-28	1928-29
TOTAL VALUE	—	—	—	—	—	R	R	R	R	R
GRAND TOTAL OF INDIAN AND FOREIGN MERCHANDISE	—	—	—	—	—	425	3,383	2,415	1,068	5,334
	—	—	—	—	—	67,77,764	54,09,235	53,74,927	43,79,935	46,22,778

NORTH AMERICA—MEXICO

IMPORTS THEREFROM

Nil.

EXPORTS THERETO

INDIAN MERCHANDISE

ARTICLES	QUANTITY					VALUE				
	1924-25	1925-26	1926-27	1927-28	1928-29	1924-25	1925-26	1926-27	1927-28	1928-29
GRAIN, PULSE AND FLOUR— Rice not in the husk . . . Tons	30	100	R	R	R	R	R
PARAFFIN WAX Tons	200	280	200	91,000	1,27,400	91,000
Spices— Pepper Cwts.	225	125	13,050	10,375
TEXTILES— Jute— Raw Tons	1,387	1,425	1,342	1,866	2,105	5,08,908	8,54,076	5,28,303	6,10,351	8,25,722
Manufactures— Gunny bags No.	152,100	164,900	374,600	141,300	62,500	77,328	92,118	1,82,923	69,080	23,975
Gunny cloth Yards	240,000	562,000	45,450	1,30,248
ALL OTHER ARTICLES OF MERCHANDISE Value	—	—	—	—	—	3,330	2,100	2,865	7,947	12,190
GRAND TOTAL	—	—	—	—	—	6,42,380	10,79,137	8,06,093	8,36,788	9,82,501

FOREIGN MERCHANDISE

Nil.

CENTRAL AMERICA—GUATEMALA

IMPORTS THEREFROM

ARTICLES	QUANTITY					VALUE				
	1924-25	1925-26	1926-27	1927-28	1928-29	1924-25	1925-26	1926-27	1927-28	1928-29
POSTAL ARTICLES NOT SPECI- FIED Value	—	—	—	—	—	R	R	R	R	R
GRAND TOTAL	—	—	—	—	—	22

EXPORTS THERETO

INDIAN MERCHANDISE

ARTICLES	QUANTITY					VALUE				
	1924-25	1925-26	1926-27	1927-28	1928-29	1924-25	1925-26	1926-27	1927-28	1928-29
TEXTILES— Jute— Gunny bags No.	239,500	159,400	213,900	122,425	125,200	1,21,000	1,02,800	1,26,315	61,554	65,977
ALL OTHER ARTICLES OF MERCHANDISE Value	—	—	—	—	—	156	..
GRAND TOTAL	—	—	—	—	—	1,21,000	1,02,800	1,26,315	61,711	65,977

FOREIGN MERCHANDISE

Nil.

HONDURAS
SAN SALVADOR
NICARAGUA

(588)

No. 13—continued

CENTRAL AMERICA—HONDURAS

IMPORTS THEREFROM
Nil.

EXPORTS THERETO

INDIAN MERCHANDISE

ARTICLES	QUANTITY					VALUE				
	1924-25	1925-26	1926-27	1927-28	1928-29	1924-25	1925-26	1926-27	1927-28	1928-29
						R	R	R	R	R
TOTAL VALUE .	—	—	—	—	—	1,471	2,260

FOREIGN MERCHANDISE

Nil.

CENTRAL AMERICA—SAN SALVADOR

IMPORTS THEREFROM
Nil.

EXPORTS THERETO

INDIAN MERCHANDISE

ARTICLES	QUANTITY					VALUE				
	1924-25	1925-26	1926-27	1927-28	1928-29	1924-25	1925-26	1926-27	1927-28	1928-29
TEXTILES— Jute— Manufactures— Gunny bags . . . No.	198,600	167,550	317,265	181,030	130,300	1,32,195	1,28,882	2,50,193	1,16,363	77,073
GRAND TOTAL . Value	—	—	—	—	—	1,32,195	1,28,882	2,50,193	1,16,363	77,073

FOREIGN MERCHANDISE

Nil.

CENTRAL AMERICA—NICARAGUA .

IMPORTS THEREFROM
Nil.

EXPORTS THERETO

INDIAN MERCHANDISE

ARTICLES	QUANTITY					VALUE				
	1924-25	1925-26	1926-27	1927-28	1928-29	1924-25	1925-26	1926-27	1927-28	1928-29
TEXTILES— Jute— Manufactures— Gunny bags . . . No.	152,800	160,950	338,437	223,377	405,185	98,252	1,02,428	1,85,369	1,13,801	2,11,156
GRAND TOTAL . Value	—	—	—	—	—	98,252	1,02,428	1,85,369	1,13,801	2,11,156

FOREIGN MERCHANDISE

Nil.

No. 13—continued

CENTRAL AMERICA—COSTA RICA
IMPORTS THEREFROM
Nil.

EXPORTS THERETO

INDIAN MERCHANDISE

ARTICLES	QUANTITY					VALUE				
	1924-25	1925-26	1926-27	1927-28	1928-29	1924-25	1925-26	1926-27	1927-28	1928-29
TEXTILES— Jute— Manufactures— Gunny bags . . . No.	66,900	109,100	149,400	153,900	86,500	R 36,222	R 69,598	R 66,527	R 61,761	R 34,940
GRAND TOTAL . . . Value	—	—	—	—	—	36,222	69,598	66,527	61,761	34,940

FOREIGN MERCHANDISE

Nil.

SOUTH AMERICA—COLOMBIA

IMPORTS THEREFROM

ARTICLES	QUANTITY					VALUE				
	1924-25	1925-26	1926-27	1927-28	1928-29	1924-25	1925-26	1926-27	1927-28	1928-29
PROVISIONS AND OILMAN'S STORES— Canned and bottled provisions . . . Cwts.	198	556	R 7,896	R 20,217	R ..	R ..	R ..
POSTAL ARTICLES NOT SPECIFIED . . . Value	—	—	—	—	—	6
GRAND TOTAL . . .	—	—	—	—	—	7,902	20,217

EXPORTS THERETO

INDIAN MERCHANDISE

ARTICLES	QUANTITY					VALUE				
	1924-25	1925-26	1926-27	1927-28	1928-29	1924-25	1925-26	1926-27	1927-28	1928-29
GRAIN, PULSE AND FLOUR— Rice not in the husk . . . Tons	..	190 488	.. 595	..	R 25,750 2,22,610	.. 2,71,400
PARAFFIN WAX
TEXTILES— Jute— Manufactures— Gunny bags . . . No.	116,500	60,000	106,000	139,500	290,700	R 58,903	R 27,676	R 54,379	R 81,308	R 1,23,428
Gunny cloth . . . Yds.	..	48,000	40,000	70,000	220,000	..	R 9,695	R 6,012	R 11,942	R 40,598
ALL OTHER ARTICLES OF MERCHANDISE . . . Value	—	—	—	—	—	..	R 3,757
GRAND TOTAL . . .	—	—	—	—	—	58,903	66,377	60,391	3,15,880	4,35,727

FOREIGN MERCHANDISE

ARTICLES	QUANTITY					VALUE				
	1924-25	1925-26	1926-27	1927-28	1928-29	1924-25	1925-26	1926-27	1927-28	1928-29
HARDWARE (excluding OUTLETTING AND ELECTROPLATED WARE) . . . Value	—	—	—	—	—	R 7,500	R ..	R ..	R ..	R ..
GRAND TOTAL . . .	—	—	—	—	—	7,500
GRAND TOTAL OF INDIAN AND FOREIGN MERCHANDISE . . .	—	—	—	—	—	66,403	66,377	60,391	3,15,880	4,35,727

PANAMA
VENEZUELA
BRITISH GUIANA

(590)

No. 13—continued
SOUTH AMERICA—PANAMA
IMPORTS THEREFROM

ARTICLES	QUANTITY					VALUE				
	1924-25	1925-26	1926-27	1927-28	1928-29	1924-25	1925-26	1926-27	1927-28	1928-29
TOTAL VALUE	—	—	—	—	—	R	R	R	R	R
						..	1,047	104

EXPORTS THERETO

INDIAN MERCHANDISE

ARTICLES	QUANTITY					VALUE				
	1924-25	1925-26	1926-27	1927-28	1928-29	1924-25	1925-26	1926-27	1927-28	1928-29
TEXTILES— Jute— Manufactures— Gunny bags . . . No.	10,000	40,000	22,000	37,200	30,000	R	R	R	R	R
						7,100	29,200	13,260	20,696	18,300
ALL OTHER ARTICLES OF MER- CHANDISE . . . Value	—	—	—	—	—	3,100	1,475	..	6,982	17,690
GRAND TOTAL . . . "	—	—	—	—	—	10,200	30,675	13,260	27,678	35,990

FOREIGN MERCHANDISE

ARTICLES	QUANTITY					VALUE				
	1924-25	1925-26	1926-27	1927-28	1928-29	1924-25	1925-26	1926-27	1927-28	1928-29
TOTAL VALUE	—	—	—	—	—	R	R	R	R	R
						2,150	100
GRAND TOTAL OF INDIAN AND FOREIGN MER- CHANDISE . . . Value	—	—	—	—	—	10,200	30,675	13,260	29,828	36,090

SOUTH AMERICA—VENEZUELA
IMPORTS THEREFROM

ARTICLES	QUANTITY					VALUE				
	1924-25	1925-26	1926-27	1927-28	1928-29	1924-25	1925-26	1926-27	1927-28	1928-29
POSTAL ARTICLES NOT SPECI- FIED . . . Value	—	—	—	—	—	R	R	R	R	R
						8
GRAND TOTAL . . . "	—	—	—	—	—	8

EXPORTS THERETO

INDIAN MERCHANDISE

ARTICLES	QUANTITY					VALUE				
	1924-25	1925-26	1926-27	1927-28	1928-29	1924-25	1925-26	1926-27	1927-28	1928-29
TEXTILES— Jute— Manufactures— Gunny bags . . . No.	40,000	100,000	..	50,000	100,000	R	R	R	R	R
						26,300	70,500	..	26,625	48,500
.. cloth . . . Yards	50,750	120,000	70,000	13,503	29,000	15,300
GRAND TOTAL . Value	—	—	—	—	—	26,300	70,500	13,503	55,625	63,800

FOREIGN MERCHANDISE

Nil.

SOUTH AMERICA—BRITISH GUIANA
IMPORTS THEREFROM

ARTICLES	QUANTITY					VALUE				
	1924-25	1925-26	1926-27	1927-28	1928-29	1924-25	1925-26	1926-27	1927-28	1928-29
POSTAL ARTICLES NOT SPECI- FIED . . . Value	—	—	—	—	—	R	R	R	R	R
						366	..
ALL OTHER ARTICLES OF MERCHANDISE . . . "	—	—	—	—	—	..	1,724	302	4,741	..
GRAND TOTAL . . . "	—	—	—	—	—	..	1,724	302	5,107	..

SOUTH AMERICA—BRITISH GUIANA—continued

EXPORTS THERETO

INDIAN MERCHANDISE

ARTICLES	QUANTITY					VALUE				
	1924-25	1925-26	1926-27	1927-28	1928-29	1924-25	1925-26	1926-27	1927-28	1928-29
DYEING AND TANNING SUBSTANCES Cwts.	324	420	228	655	855	R 10,008	R 8,300	R 2,692	R 9,320	R 18,340
GRAIN, PULSE, AND FLOUR—										
Pulse Tons	1,099	1,331	972	1,652	1,008	1,68,805	2,27,499	1,65,369	3,01,218	1,76,762
Other sorts "	30	113	..
Total Grain, Pulse, and Flour "	1,099	1,331	972	1,652	1,008	1,68,825	2,27,499	1,65,369	3,01,331	1,76,762
METALS AND ORES—										
Brass, Bronze, and similar alloys, wrought Cwts.	34	51	35	49	25	5,315	6,061	5,068	7,492	1,925
OILS—										
Vegetable, non-essential—										
Mustard or rape Gals.	11,238	6,776	5,704	9,798	5,399	27,247	18,784	14,804	33,034	18,534
Other kinds "	..	9	387	..	25	1,200
Total Oils "	11,238	6,785	5,704	9,798	5,736	27,247	18,809	14,804	33,034	14,734
PROVISIONS AND OILMAN'S STORES (including FISH AND FRUITS AND VEGETABLES, CANNED OR BOTTLED)—										
Ghl Cwts.	492	752	194	364	481	53,188	81,545	19,326	29,585	42,572
OTHER SORTS Value.	—	—	—	—	—	24	2,787	8,262	23,514	18,722
TOTAL "	—	—	—	—	—	53,162	84,332	27,588	53,049	61,296
LINENS Tons	35	16	5	9	1	10,851	5,229	1,650	3,413	1,755
SPICES Cwts.	142	236	41	326	186	4,463	13,516	1,895	15,385	10,503
TEA—										
Black Lbs.	7,305	14,955	26,400	16,121	16,109	5,837	11,544	13,940	10,174	9,772
TEXTILES—										
Jute—										
Manufactures—										
Gunny bags No.	481,800	885,800	666,400	664,000	1,263,800	2,54,595	5,62,968	2,90,206	3,16,895	5,90,379
ALL OTHER ARTICLES OF MERCHANDISE Value.	—	—	—	—	—	10,572	19,532	12,154	12,156	7,146
GRAND TOTAL "	—	—	—	—	—	5,50,870	9,57,810	5,35,366	7,62,249	8,87,620

FOREIGN MERCHANDISE

ARTICLES	QUANTITY					VALUE				
	1924-25	1925-26	1926-27	1927-28	1928-29	1924-25	1925-26	1926-27	1927-28	1928-29
PROVISIONS AND OILMAN'S STORES (excluding FISH AND FRUITS AND VEGETABLES) Cwts.	434	237	328	344	17	R 7,704	R 4,002	R 5,300	R 5,039	R 245
ALL OTHER ARTICLES OF MERCHANDISE Value.	—	—	—	—	—	230	2,537	5,208	1,588	2,400
GRAND TOTAL "	—	—	—	—	—	7,934	6,539	11,508	6,627	2,645
GRAND TOTAL OF INDIAN AND FOREIGN MERCHANDISE "	—	—	—	—	—	5,58,804	9,64,349	5,46,874	7,68,871	8,90,265

SOUTH AMERICA—DUTCH GUIANA

IMPORTS THEREFROM

Nil.

SOUTH AMERICA—DUTCH GUIANA—continued

EXPORTS THERETO

INDIAN MERCHANDISE

ARTICLES	QUANTITY					VALUE				
	1924-25	1925-26	1926-27	1927-28	1928-29	1924-25	1925-26	1926-27	1927-28	1928-29
GRAIN, PULSE, AND FLOUR—						R	R	R	R	R
Pulse Tons	301	222	103	127	218	32,868	40,788	31,551	26,824	47,320
TEXTILES—										
Jute—Manufactures—Gunny bags No.	1,800	17,300	36,700	78,500	158,000	934	12,915	18,485	37,991	77,746
ALL OTHER ARTICLES OF MERCHANDISE Value	—	—	—	—	—	4,592	9,753	10,680	12,373	31,052
GRAND TOTAL	—	—	—	—	—	38,396	63,456	50,716	77,088	1,36,018

FOREIGN MERCHANDISE

ARTICLES	QUANTITY					VALUE				
	1924-25	1925-26	1926-27	1927-28	1928-29	1924-25	1925-26	1926-27	1927-28	1928-29
TOTAL VALUE.	—	—	—	—	—	R	R	R	R	R
GRAND TOTAL OF INDIAN AND FOREIGN MERCHANDISE Value	—	—	—	—	—	38,396	63,456	50,716	77,088	1,36,118

SOUTH AMERICA—BRAZIL

IMPORTS THEREFROM

ARTICLES	QUANTITY					VALUE				
	1924-25	1925-26	1926-27	1927-28	1928-29	1924-25	1925-26	1926-27	1927-28	1928-29
COFFEE other than roasted or ground						R	R	R	R	R
POSTAL ARTICLES NOT SPECIFIED	—
ALL OTHER ARTICLES OF MERCHANDISE Value	—	—	—	—	—	2	..	2
GRAND TOTAL	—	—	—	—	—	2	..	675

EXPORTS THERETO

INDIAN MERCHANDISE

ARTICLES	QUANTITY					VALUE				
	1924-25	1925-26	1926-27	1927-28	1928-29	1924-25	1925-26	1926-27	1927-28	1928-29
GRAIN PULSE AND FLOUR—						R	R	R	R	R
Rice not in the sack Tons	..	16,100	32,70,795
CO .. Cwts.	962	1,516	2,424	170	2,038	2,04,803	2,07,120	2,82,509	19,665	2,59,402
TEXTILES—										
Jute, raw Tons	13,395	15,195	11,850	19,412	12,101	54,82,562	94,97,232	50,71,902	74,00,607	47,56,069
Manufactures—Gunny cloth Yards	630,500	937,600	140,000	174,000	432,500	1,40,228	2,13,065	27,212	35,700	66,315
ALL OTHER ARTICLES OF MERCHANDISE Value	—	—	—	50	—	6,080	15,453	16,402	11,080	22,511
GRAND TOTAL	—	—	—	—	—	58,33,693	1,31,73,665	53,48,025	74,97,002	51,24,297

FOREIGN MERCHANDISE

Nil.

No. 13—*continued*
SOUTH AMERICA—PARAGUAY
IMPORTS THEREFROM
Nil.

EXPORTS THERETO

INDIAN MERCHANDISE

ARTICLES	QUANTITY					VALUE				
	1924-25	1925-26	1926-27	1927-28	1928-29	1924-25	1925-26	1926-27	1927-28	1928-29
TEXTILES— Jute—						R	R	R	R	R
Manufactures—										
Gunny bags No.				40,000	215,000				15,300	
Gunny cloth Yards	170,000	50,000	40,000	140,000		36,000	11,062	7,400	29,050	44,899
All other articles of Mer- chandise Value	—	—	—	—	—	188
GRAND TOTAL	—	—	—	—	—	36,000	11,062	7,400	42,850	45,087

FOREIGN MERCHANDISE
Nil.

SOUTH AMERICA—URUGUAY
IMPORTS THEREFROM

ARTICLES	QUANTITY					VALUE				
	1924-25	1925-26	1926-27	1927-28	1928-29	1924-25	1925-26	1926-27	1927-28	1928-29
TOTAL VALUE	—	—	—	—	—	R	R	R	R	R
						5,408	..	2,568

EXPORTS THERETO

INDIAN MERCHANDISE

ARTICLES	QUANTITY					VALUE				
	1924-25	1925-26	1926-27	1927-28	1928-29	1924-25	1925-26	1926-27	1927-28	1928-29
GRAIN, PULSE, AND FLOUR— Bks, not in the husk Tons	494	100	600	100	..	R	R	R	R	R
LAC— Shell Cwts.	15	208	157	179	191	2,900	28,138	12,212	26,232	25,950
PARAFFIN WAX Tons	50	22,750	..
TEXTILES— Jute—										
Raw	535	374	490	538	767	1,62,050	1,69,635	1,52,960	1,86,703	2,69,578
Twist and yarn Lbs.	137,800	10,000	150,000	170,000	28,360	38,988	3,080	40,375	32,518	5,109
Manufactures—										
Gunny bags No.					27,500					6,950
Gunny cloth Yards	12,838,118	12,168,000	15,541,000	15,859,500	14,354,500	26,17,445	27,98,782	31,72,304	32,40,094	30,79,161
Rope and twine Cwts.	348	1,639	781	1,130	625	10,027	45,095	24,670	24,340	12,402
Total Jute manufac- tures (including twist and yarn) Value	—	—	—	—	—	26,66,405	28,16,957	32,37,349	32,96,947	31,03,622
ALL OTHER ARTICLES OF MERCHANDISE	—	—	—	—	—	1,391	3,511	1,065	..	5,204
GRAND TOTAL	—	—	—	—	—	29,07,354	30,63,176	34,03,484	35,49,064	34,03,754

FOREIGN MERCHANDISE

ARTICLES	QUANTITY					VALUE				
	1924-25	1925-26	1926-27	1927-28	1928-29	1924-25	1925-26	1926-27	1927-28	1928-29
TOTAL VALUE	—	—	—	—	—	R	R	R	R	R
						700
GRAND TOTAL OF INDIAN AND FOREIGN MER- CHANDISE Value	—	—	—	—	—	29,07,354	30,63,176	34,04,184	35,49,064	34,03,754

No. 13—continued
SOUTH AMERICA—ARGENTINE REPUBLIC
IMPORTS THEREFROM

ARTICLES	QUANTITY					VALUE				
	1924-25	1925-26	1926-27	1927-28	1928-29	1924-25	1925-26	1926-27	1927-28	1928-29
	R	R	R	R	R	R	R	R	R	R
GRAIN, PULSE AND FLOUR Tons.	10,304	..	37,910	16,33,929
TALLOW AND STEARINE Cwts.	..	1,944	700
POSTAL ARTICLES NOT SPECIFIED Value	941	..	3,887	5,257	3,898
ALL OTHER ARTICLES OF MERCHANDISE	947	37,910	3,887	5,257	16,38,522
GRAND TOTAL

EXPORTS THERETO

INDIAN MERCHANDISE

ARTICLES	QUANTITY					VALUE				
	1924-25	1925-26	1926-27	1927-28	1928-29	1924-25	1925-26	1926-27	1927-28	1928-29
	R	R	R	R	R	R	R	R	R	R
DRUGS AND MEDICINE Value	2,142	2,868	1,260	3,850	3,120
GRAIN, PULSE, AND FLOUR—Rice, not in the husk—Cleaned rice Tons	7,441	3,900	5,696	400	7,097	12,14,384	6,26,618	8,45,359	65,705	9,95,970
LAC—Betton Cwts.	38	44	..	11	106	8,913	6,400	..	1,875	14,605
Shell	1,504	2,322	2,434	2,319	3,432	2,98,705	3,58,408	2,99,038	3,20,931	4,24,314
METALS AND ORES—Iron or steel Tons	20	704	..	3,742	3,766	980	32,929	..	1,86,486	1,87,843
PARAFFIN WAX	560	712	2,54,800	3,23,960
SEEDS—Oilseeds—Non-essential—Groundnuts	..	100	100	..	25,000	30,523
SPICES—Pepper Cwts.	..	225	425	..	14,760	41,000
TEA—Black Lbs.	117,466	129,283	107,409	219,898	190,138	1,37,008	1,23,067	1,08,477	1,94,442	1,53,344
TEXTILES—Cotton—Raw Tons	44	71,200
Jute—Raw	3,603	4,646	5,762	6,422	6,290	12,84,610	28,06,070	20,48,738	22,23,416	21,73,179
Twist and yarn Lbs.	540,808	1,433,703	2,225,833	5,237,494	4,100,852	1,32,321	3,68,589	5,65,170	10,96,024	8,65,132
Manufactures—Gunny bags No.	2,015,400	3,787,000	2,712,650	3,638,200	1,954,000	13,76,154	29,85,325	15,85,703	21,99,034	11,80,675
.. cloth Yards	233,450,538	220,405,500	313,224,500	330,999,502	340,276,687	4,56,32,775	4,92,03,741	6,22,41,593	6,82,19,557	7,36,37,093
.. rope and twine Cwts.	4,465	1,720	2,352	2,031	811	1,32,758	53,102	67,211	43,879	20,467
Other kinds	601	2,335	406	16,699	91,857	13,300
Total Jute manufactures (including twist and yarn) Value	4,72,90,707	5,27,08,064	6,44,22,982	7,15,59,394	7,57,03,367
Wool—Manufactures—Carpets and rugs Lbs.	16,523	11,760	30,240	14,168	33,362	10,024	15,301	43,025	31,080	68,696
TOYS Value	800	2,376	2,193	6,155	8,046
ALL OTHER ARTICLES OF MERCHANDISE	9,992	25,940	9,261	8,551	12,908
GRAND TOTAL	5,03,28,045	5,62,47,791	6,77,75,323	7,48,45,635	8,01,35,870

FOREIGN MERCHANDISE

ARTICLES	QUANTITY					VALUE				
	1924-25	1925-26	1926-27	1927-28	1928-29	1924-25	1925-26	1926-27	1927-28	1928-29
	R	R	R	R	R	R	R	R	R	R
MACHINERY AND MILLWORK Value	469	1,08,330	..	27,230	..
ALL OTHER ARTICLES OF MERCHANDISE	6,009	1,500	835	4,566
GRAND TOTAL	469	1,14,339	1,500	28,065	4,566
GRAND TOTAL OF INDIAN AND FOREIGN MERCHANDISE	5,03,28,514	5,63,62,121	6,77,76,823	7,48,73,700	8,01,40,436

SOUTH AMERICA—CHILE
IMPORTS THEREFROM

ARTICLES	QUANTITY					VALUE				
	1924-25	1925-26	1926-27	1927-28	1928-29	1924-25	1925-26	1926-27	1927-28	1928-29
	R	R	R	R	R	R	R	R	R	R
AMMONIA—Nitrate of Soda Tons	1,203	5,867	7,106	1,37,030	8,18,498	10,09,585
All other articles of merchandise Value	465
GRAND TOTAL	1,37,030	8,18,498	10,10,050

No. 13—continued
SOUTH AMERICA—CHILE—continued
EXPORTS THERETO

INDIAN MERCHANDISE

ARTICLES	QUANTITY					VALUE				
	1924-25	1925-26	1926-27	1927-28	1928-29	1924-25	1925-26	1926-27	1927-28	1928-29
GRAIN, PULSE, AND FLOUR— Rice, not in the husk . Tons	780	240	200	R 1,28,177	R 39,423	R 32,848	R ..	R ..
LAC— Shell Cwts.	357	619	281	25	479	67,893	55,785	22,825	8,126	60,951
Metals— Iron-pig Tons	111	45	..	526	343	5,531	2,156	..	23,662	15,473
PARAFFIN WAX "	834	715	1,025	1,750	525	3,79,641	3,25,325	7,38,875	7,96,222	2,38,875
SEEDS "	100	1,20,262	50
TEA, BLACK Lbs.	929,713	1,456,720	1,812,961	986,524	1,139,890	9,12,587	11,72,375	10,11,261	8,01,977	8,79,407
TEXTILES— Jute— Raw Tons	395	139	1,71,472	83,282
Manufactures— Twist and yarn Lbs. Gunny bags No.	41,779,450	43,206,875	28,135,000	524,080 39,120,800	37,853,500	1,66,82,212	2,08,25,649	1,22,70,699	1,13,102 1,48,01,008	1,48,81,536
.. cloth Yards	815,000	906,000	992,000	926,458	1,681,982	1,36,041	1,71,292	1,56,254	1,61,565	3,35,671
Rope and Twine Cwts.	67	89	..	52	..	2,255	2,678	..	950	..
Total Jute manufactures (including twist and yarn) Value	—	—	—	—	—	1,68,00,508	2,09,99,619	1,26,28,963	1,61,66,623	1,47,17,307
ALL OTHER ARTICLES OF MERCHANDISE "	—	—	—	—	—	8,493	1,427	8,670	8,106	17,890
GRAND TOTAL "	—	—	—	—	—	1,85,86,804	2,27,10,393	1,43,41,442	1,67,99,776	1,59,29,953

FOREIGN MERCHANDISE

ARTICLES	QUANTITY					VALUE				
	1924-25	1925-26	1926-27	1927-28	1928-29	1924-25	1925-26	1926-27	1927-28	1928-29
TOTAL VALUE	—	—	—	—	—	122	200	1,517
GRAND TOTAL OF INDIAN AND FOREIGN MERCHAN- DISE	—	—	—	—	—	1,85,86,804	2,27,10,393	1,43,41,564	1,67,99,976	1,59,31,470

SOUTH AMERICA—PERU
IMPORTS THEREFROM

ARTICLES	QUANTITY					VALUE				
	1924-25	1925-26	1926-27	1927-28	1928-29	1924-25	1925-26	1926-27	1927-28	1928-29
TOTAL VALUE	—	—	—	—	—	3,900	..

EXPORTS THERETO

INDIAN MERCHANDISE

ARTICLES	QUANTITY					VALUE				
	1924-25	1925-26	1926-27	1927-28	1928-29	1924-25	1925-26	1926-27	1927-28	1928-29
TEA— Black Lbs.	52,000	58,960	18,750	14,900	37,500	53,801	45,941	16,250	12,400	24,749
TEXTILES— Jute— Twist and yarn "	..	2,500	20,420	37,400	49,748	..	1,065	4,578	3,660	10,385
Manufactures— Gunny bags No.	6,339,700	4,665,600	5,509,500	4,895,200	7,003,800	36,44,828	31,54,447	29,82,798	25,04,963	34,99,911
.. cloth Yards	1,794,000	2,273,400	2,278,000	2,448,000	2,078,000	3,28,140	4,56,124	3,73,053	4,50,730	3,72,233
Rope and twine Cwts.	218	392	638	502	655	7,756	13,927	18,258	12,276	16,384
Total Jute manufact- ures (including twist and yarn) Value	—	—	—	—	—	39,80,704	36,25,263	33,78,682	29,76,629	38,99,364
ALL OTHER ARTICLES OF MERCHANDISE "	—	—	—	—	—	16,354	4,938	8,133	2,226	9,166
GRAND TOTAL "	—	—	—	—	—	40,50,859	36,76,142	34,03,065	29,91,255	39,33,279

PERU
ECUADOR
BOLIVIA

(596)

No. 13—continued
SOUTH AMERICA—PERU—continued
EXPORTS THERETO—continued

FOREIGN MERCHANDISE										
ARTICLES	QUANTITY					VALUE				
	1924-25	1925-26	1926-27	1927-28	1928-29	1924-25	1925-26	1926-27	1927-28	1928-29
TOTAL VALUE	—	—	—	—	—	R	R	R	R	R
GRAND TOTAL OF INDIAN AND FOREIGN MERCHANDISE . . . Value	—	—	—	—	—	40,50,859	36,76,142	34,08,065	29,91,255	59,84,419

SOUTH AMERICA—ECUADOR
IMPORTS THEREFROM
Nil.

EXPORTS THERETO

INDIAN MERCHANDISE										
ARTICLES	QUANTITY					VALUE				
	1924-25	1925-26	1926-27	1927-28	1928-29	1924-25	1925-26	1926-27	1927-28	1928-29
TEXTILES— Jute— Manufactures— Gunny bags . . . No.	40,300	95,100	24,058	26,884
Gunny cloth . . . Yards	1,998,000	1,480,182	728,000	1,807,115	1,678,453	5,59,697	4,53,894	1,89,965	4,37,152	3,86,081
GRAND TOTAL . . . Value	—	—	—	—	—	5,83,750	4,53,894	1,89,965	4,37,152	4,12,965

FOREIGN MERCHANDISE
Nil.

SOUTH AMERICA—BOLIVIA
IMPORTS THEREFROM
Nil.

EXPORTS THERETO

INDIAN MERCHANDISE										
ARTICLES	QUANTITY					VALUE				
	1924-25	1925-26	1926-27	1927-28	1928-29	1924-25	1925-26	1926-27	1927-28	1928-29
TEA— Black . . . Lbs.	10,000	10,000
TEXTILES— Jute manufactures— Gunny bags . . . No.	160,000	65,000	130,000	282,000	145,000	59,600	83,250	73,625	1,01,355	46,087
ALL OTHER ARTICLES OF MERCHANDISE . . . Value	—	—	—	—	—	6,394
GRAND TOTAL . . .	—	—	—	—	—	75,984	83,250	73,625	1,01,355	46,087

FOREIGN MERCHANDISE
Nil.

No. 13—continued

AUSTRALIAN COMMONWEALTH

IMPORTS THEREFROM

ARTICLES	QUANTITY					VALUE				
	1924-25	1925-26	1926-27	1927-28	1928-29	1924-25	1925-26	1926-27	1927-28	1928-29
ANIMALS, LIVING—										
Horses No.	1,087	2,217	4,516	2,068	3,134	5,60,425	11,37,000	24,70,600	19,76,209	19,89,650
Other kinds "	105	84	628	484	155	6,810	3,457	21,101	35,205	11,051
Total Animals, living "	1,172	2,301	5,144	2,492	3,289	5,76,235	11,40,457	24,91,701	20,11,504	20,00,701
APPAREL (excluding HOSIERY AND BOOTS AND SHOES). Value	—	—	—	—	—	4,119	14,219	5,204	4,380	5,059
BELTING FOR MACHINERY "	—	—	—	—	—	16,181	8,889	11,457	16,978	96
BOOKS, PRINTED, AND PRINTED MATTER (not being STATIONERY) including MAPS AND CHARTS Cwts.	18	32	69	15	75	3,558	10,017	25,271	2,136	10,927
BUILDING AND ENGINEERING MATERIALS other than of iron, steel or wood Value	—	—	—	—	—	—	—	1,005	3,645	25,885
CHEMICALS AND CHEMICAL PREPARATIONS (excluding CHEMICAL MANURES AND MEDICINES)—										
Ammonia and salts thereof—										
Anhydrous Cwts.	288	299	152	140	120	40,709	37,179	16,498	12,191	11,492
Disinfectants "	1,600	217	826	161	272	1,04,336	11,249	20,002	7,136	14,043
Other sorts of chemicals Value	—	—	—	—	—	278	20,045	8,074	12,865	13,511
Total Chemicals and Chemical preparations "	—	—	—	—	—	1,45,316	68,473	44,574	22,162	39,046
COAL AND COKE—										
Coal Tons	18,871	11,061	12,618	8,727	1,398	4,78,519	3,51,553	3,31,830	2,16,866	26,930
JORDAN AND ROPE OF VEGETABLE FIBRE (excluding JUTE AND COTTON) Cwts.	—	—	136	—	—	—	—	11,818	—	—
DRUGS AND MEDICINES (excluding CHEMICALS AND NARCOTICS) Value	—	—	—	—	—	5,657	8,302	7,766	8,723	2,045
ODDER, BRAN AND POLLARDS (excluding OILCAKE) Cwts.	7,280	35,518	33,848	29,280	37,430	33,460	1,12,772	1,55,207	1,21,019	1,46,456
FRUITS AND VEGETABLES—										
Fresh Fruits and vegetables Value	—	—	—	—	—	9,662	18,414	10,370	13,425	10,685
Fruits and vegetables: dried, salted, or preserved, not being canned or bottled Tons	15	9	12	11	19	10,074	9,744	12,500	13,745	18,365
Total Fruits and Vegetables Value	—	—	—	—	—	19,736	28,158	22,870	27,170	29,070
GRAIN, PULSE AND FLOUR—										
Pulse Tons	24	42	16	34	47	7,865	13,707	5,785	11,414	15,085
Wheat "	—	35,418	40,441	68,910	529,459	—	61,28,872	66,85,247	1,08,60,721	7,67,09,885
Wheat flour in bags "	98	127	36	61	103	20,926	33,072	3,763	13,457	22,432
Other sorts "	2	15	1	8	70	580	2,678	272	2,176	16,185
Total Grain, Pulse and Flour "	128	35,602	40,494	69,013	529,679	29,177	61,79,229	67,00,067	1,08,87,768	7,67,63,587
IRON, CUTLERY AND METAL-RELATED WARE—										
implements and tools other than agricultural implements, etc. Value	—	—	—	—	—	4,175	2,200	16,847	18,300	12,251
Other sorts "	—	—	—	—	—	52,471	26,707	20,043	18,620	26,328
Iron Cwts.	58	78	47	55	25	7,405	9,220	4,704	6,021	2,777
INSTRUMENTS, APPARATUS, AND APPLIANCES AND PARTS THEREOF—										
musical—										
Talking machines and accessories Value	—	—	—	—	—	702	614	35,576	2,216	1,229
Other kinds "	—	—	—	—	—	1,527	11,989	9,203	1,966	10,847
Metal Instruments, Apparatus, and appliances and parts thereof "	—	—	—	—	—	2,229	12,603	44,779	4,212	12,076

AUSTRALIAN COMMONWEALTH—continued

IMPORTS THEREFROM—continued

ARTICLES	QUANTITY					VALUE				
	1924-25	1925-26	1926-27	1927-28	1928-29	1924-25	1925-26	1926-27	1927-28	1928-29
LEATHER.—										
Hides, tanned or dressed { Tons =No.	2 =236	3 =323	2 =543	7 =1,392	1 =128	5,216	6,167	7,405	16,737	2,398
Skins, tanned or dressed { Tons =No.	834	293	..	1,136	..	4,231	3,673	..	6,212	..
Unwrought . . . Cwts.	54	65	65	8	7	11,626	9,524	7,359	2,485	431
Manufactures (excluding boots and shoes and belting for machinery)—										
Saddlery and harness ..	19	20	142	21	16	17,298	11,476	24,029	11,963	11,413
Other sorts . . . Value	—	—	—	—	—	11,578	810	1,351	4,013	17
Total Leather ..	—	—	—	—	—	49,880	31,650	40,144	41,409	14,254
LIQUORS including DENA- TURED AND PERFUMED SPIRITS—										
Ale, beer and porter—										
Ale and beer (in bottle) Gals.	3,373	2,547	7,091	6,800	7,895	11,027	7,763	23,877	23,317	27,697
Wines "	1,547	1,746	2,742	2,551	2,141	7,898	8,506	13,001	11,693	9,568
Other sorts of liquors ..	47	5	2,308	7	4	1,780	190	9,286	450	168
Total Liquors . . .	4,967	4,298	12,136	9,358	10,080	20,705	16,549	46,164	35,460	37,423
MACHINERY AND METAL- WORK Value	—	—	—	—	—	918	3,27,220	2,90,119	23,462	20,582
METALS AND ORES—										
Copper—										
Unwrought—										
Tiles, ingots, cakes, bricks and slabs Cwts.	7,766	2,100	5,601	600	..	4,76,188	1,24,251	2,65,271	24,001	..
Zinc or spelter . . . "	8,003	8,000	1,63,169	1,56,932
Other metals . . . Tons	5	10	12	12	15	6,039	7,581	8,065	7,312	11,084
Total Metals (excluding Ores) "	393	115	292	437	435	4,82,227	1,31,832	2,74,236	2,14,482	1,67,966
PROVISIONS AND OILMAN'S STORES (including FISH AND FRUITS AND VEGE- TABLES, CANNED OR BOTTLED)—										
Bacon and hams . . Cwts.	103	67	242	310	339	13,599	8,952	32,053	42,958	44,098
Biscuits and cakes . . "	1,639	1,418	1,485	1,623	997	1,31,875	1,20,925	1,32,013	1,18,656	73,006
Butter (including canned) ..	40	226	237	399	415	7,003	29,357	47,625	69,235	78,613
Canned and bottled provisions (not spec- ified elsewhere)—										
Canned or bottled fruits "	372	2,143	1,977	1,400	1,723	43,130	97,194	86,044	63,765	81,966
Other kinds] . . . "	3,028	3,583	5,443	3,019	4,419	1,64,535	1,78,002	2,50,407	1,48,158	1,94,733
Total Canned and bottled provisions ..	3,900	5,728	7,420	4,509	6,142	2,07,665	2,75,196	3,38,461	2,11,923	2,76,699

No. 13—continued

AUSTRALIAN COMMONWEALTH—continued

IMPORTS THEREFROM—continued

ARTICLES	QUANTITY					VALUE				
	1924-25	1925-26	1926-27	1927-28	1928-29	1924-25	1925-26	1926-27	1927-28	1928-29
						R	R	R	R	R
PROVISIONS AND OILMAN'S STORES including FISH AND FRUITS AND VEGETABLES, CANNED OR BOTTLED—continued										
Cheese (including canned) Cwts.	70	67	97	120	207	12,822	9,542	14,324	16,690	20,002
Farinaceous and Patent foods—										
Milk foods for infants and invalids (wholly or mainly milk) "	172	257	458	730	702	38,978	57,724	99,808	1,58,810	1,55,136
Other sorts . . . "	51	56	858	522	186	2,194	2,034	12,149	5,807	8,088
Total Farinaceous and Patent foods . . . "	223	313	1,316	1,252	888	41,167	59,758	1,11,757	1,64,617	1,63,224
Jams and Jellies . . . "	7,058	6,937	5,766	5,721	4,055	8,67,417	8,35,703	2,86,793	2,77,860	2,05,720
Milk, condensed and preserved including milk cream . . . "	16,047	21,427	4,329	74	15	10,73,625	13,86,985	8,42,756	3,426	548
Other sorts of provisions Value	—	—	—	—	—	45,214	9,680	17,034	11,019	23,878
Total Provisions and Oilman's stores "	—	—	—	—	—	18,99,887	21,86,048	18,20,806	9,15,798	8,99,848
RAILWAY PLANT AND ROLLING-STOCK(a)—										
Materials for construction—										
Sleepers of wood . . . Tons	..	7,039	18,846	10,388	—	..	7,76,381	23,65,525	11,70,709	—
Other kinds . . . Value	—	—	—	—	—	..	265	946	—	—
Total Railway Plant and Rolling-stock . . . "	—	—	—	—	—	..	7,76,646	23,66,471	11,70,709	—
WEBER—										
Manufactures . . . "	—	—	—	—	—	312	1,881	36	2,690	..
SOAP—										
Household and laundry soap in bars or tablets Cwts.	2,678	3,252	2,420	2,138	2,795	97,811	1,10,785	79,754	70,424	85,941
Toilet soap . . . "	269	135	408	15	420	10,641	5,830	14,310	966	15,135
Other sorts . . . "	1	..	11	..	23	30	2	562	76	463
Total Soap "	2,948	3,387	2,839	2,153	3,238	1,08,512	1,16,667	94,626	71,466	1,01,539
LARD AND STEARINE including GREASE AND NIXAL FAT) . . . "	40,108	43,638	56,848	62,427	58,651	14,80,039	15,58,779	18,84,026	17,68,518	17,63,191
TEXTILES—										
Haberdashery and Millinery . . . Value	—	—	—	—	—	11,986	1,120	1,702	2,555	1,222
Jute—										
Manufactures (including Twist and Yarn) "	—	—	—	—	—	1,335	9,798	10,771	2,847	2,205
Wool—										
Raw . . . Lbs.	1,634,204	632,337	365,497	1,228,599	1,841,281	19,23,925	8,75,921	3,01,124	10,61,494	17,40,601
Artificial silk yarn . . . "	..	6,000	14,874

(a) Discontinued from 1928-29.

AUSTRALIAN COMMONWEALTH—continued

IMPORTS THEREFROM—concluded

ARTICLES	QUANTITY					VALUE				
	1924-25	1925-26	1926-27	1927-28	1928-29	1924-25	1925-26	1926-27	1927-28	1928-29
WOOD AND TIMBER—										
Jarrah wood Cub. Tons	..	1,119	1,199	1,497	2,631	R ..	1,41,967	1,42,538	1,68,451	2,64,560
Teak wood Tons	..	229	316	209	206	1,38,992	1,57,146	38,020	1,40,412	1,84,634
Sandal wood Tons	..	258	252	17,135	1,58,450	2,377	2,310
Other kinds of wood and timber Value	—	—	—	—	—	—	—	972	—	2,310
Sleepers of wood for Railways* Tons	—	—	—	—	733	—	—	—	—	98,340
Manufactures of wood other than furniture and cabinet ware Value	—	—	—	—	—	14,196	5,887	7,893	8,310	5,880
Total Wood and Timber	—	—	—	—	—	1,53,188	3,23,135	3,47,879	3,19,559	5,55,730
POSTAL ARTICLES NOT SPECIFIED	—	—	—	—	—	18,633	27,529	32,966	36,520	48,546
ALL OTHER ARTICLES OF MERCHANDISE	—	—	—	—	—	51,646	53,058	49,138	1,10,668	1,04,247
GRAND TOTAL	—	—	—	—	—	75,82,185	1,44,19,346	1,69,60,876	1,91,66,751	8,45,55,088

EXPORTS THERETO

INDIAN MERCHANDISE

ARTICLES	QUANTITY					VALUE				
	1924-25	1925-26	1926-27	1927-28	1928-29	1924-25	1925-26	1926-27	1927-28	1928-29
APPAREL (including drapery, uniforms, accoutrements, but excluding hosiery and boots and shoes) Value	—	—	—	—	—	19,789	27,807	43,554	37,163	46,045
BRIBBLES Cwts.	3	4	7	11	2	6,000	5,861	4,945	7,430	1,326
BUILDING AND ENGINEERING MATERIALS, other than OF IRON, STEEL, OR WOOD Value	—	—	—	—	—	5,900	2,606	3,875	4,975	5,052
CHEMICALS AND CHEMICAL PREPARATIONS (excluding chemical manures and medicines)—Potassium compounds—Saltpetre Cwts.	4,432	140	740	618	400	29,299	2,949	12,955	19,443	5,875
Other sorts of chemicals Value	—	—	—	—	—	6,500	15,500	523	14,784	10,200
Total Chemicals, etc.	—	—	—	—	—	35,799	18,449	13,478	24,227	16,165
COFFEES Cwts.	7,629	8,410	4,436	6,648	5,746	5,82,052	7,50,049	3,96,891	5,69,081	4,79,322
COIR, MANUFACTURED (excluding rope) Tons	456	305	98	241	198	1,79,390	1,32,665	50,850	1,20,013	44,229
CORDAGE AND ROPE OF VEGETABLE FIBRE (excluding jute and cotton) Cwts.	427	433	362	196	235	10,080	12,235	11,342	5,221	6,454
DRUGS AND MEDICINES (excluding chemicals and narcotics) Value	—	—	—	—	—	3,338	6,610	2,491	1,750	2,150
DYEING AND TANNING SUBSTANCES—Myrobalans Cwts.	10,700	27,209	23,531	27,148	10,933	70,750	1,65,486	1,42,782	1,76,566	76,289
Myrobalan extracts	3,750	1,076	2,228	2,080	3,005	47,918	13,775	28,540	28,947	50,884
Turmeric	127	974	600	200	248	3,108	23,815	8,344	3,972	6,205
Other sorts	25	123	..	11	..	1,977	3,859	..	238	4
Total Dyeing and Tanning substances	14,602	29,382	26,359	29,389	14,236	1,23,648	2,06,935	1,79,666	2,09,723	1,33,382
FIBRE FOR BRUSHES AND BROOMS Tons	44	61	87	79	64	32,288	48,050	45,095	43,204	33,401
FRUITS AND VEGETABLES Value	—	—	—	—	—	2,444	8,217	10,046	2,786	19,501
FURNITURE AND CABINETWARE, GRAIN, PULSE, AND FLOUR—Pulse—										
Beans Tons	322	424	598	397	150	46,003	57,953	70,908	44,668	20,981
Lentils	61	90	103	135	81	10,443	18,576	22,827	28,164	18,927
Other sorts	127	29	856	21	621	13,005	4,672	1,05,856	4,937	76,141
Total Pulse	510	543	1,557	553	852	69,451	81,201	1,00,591	77,769	1,16,049
Rice, not in the husk	25,619	26,223	11,746	18,568	8,271	42,22,542	38,61,980	17,00,442	29,04,221	11,86,733
Other sorts	5	20
Total Grain, Pulse and Flour	26,129	26,771	13,303	19,121	9,123	42,91,993	39,43,201	19,06,033	29,81,990	13,02,782

* Recorded under " Railway Plant and Rolling-stock " prior to 1923-29.

No. 13—continued

AUSTRALIAN COMMONWEALTH—continued

EXPORTS THERETO—continued

INDIAN MERCHANDISE—continued

ARTICLES	QUANTITY					VALUE				
	1924-25	1925-26	1926-27	1927-28	1928-29	1924-25	1925-26	1926-27	1927-28	1928-29
GUMS AND RESINS—										
Rosin Cwts.	923	276	932	10,627	4,860	13,250
Other sorts "	42	80	20	103	40	1,600	2,422	600	4,520	1,800
Total Gums, etc. . . . "	42	80	943	370	972	1,600	2,422	11,227	9,400	15,050
HARDWARE AND CUTLERY (including PLATED WARE) Value	—	—	—	—	—	900	1,490	15,030	1,361	230
HIDES AND SKINS, RAW—										
Skins, raw—										
Goat skins	{ Tons 227 =No. =354,516	{ Tons 226 =No. =333,625	{ Tons 300 =No. =499,510	{ Tons 266 =No. =496,251	{ Tons 215 =No. =468,437	} 3,82,364	} 7,02,018	} 9,42,269	} 9,62,597	} 9,56,464
Other skins	{ Tons .. =No. =685	{ Tons .. =No. =246	{ Tons .. =No. =2,295	{ Tons 8 =No. =23,500	{ Tons 6 =No. =2,1716					
Total Skins, raw "	{ Tons 227 =No. =355,201	{ Tons 226 =No. =333,871	{ Tons 300 =No. =5,01,805	{ Tons 274 =No. =519,751	{ Tons 221 =No. =486,158	} 6,87,429	} 7,10,970	} 9,61,344	} 11,10,167	} 10,33,527
CUTTINGS OF HIDES AND SKINS, RAW. Tons	503	775	577	656	596					
KAPOK Cwts.	1,902	3,088	3,440	7,424	3,770	1,13,088	2,08,096	6,04,722	5,20,636	2,11,716
LAC—										
Button Cwts.	495	641	576	647	869	97,506	1,05,385	66,603	1,04,950	1,28,836
Shell "	3,515	4,298	3,547	3,757	5,321	6,91,085	6,78,399	4,19,972	5,34,117	7,05,046
Total Lac "	3,950	4,934	4,123	4,404	6,190	7,88,591	7,83,784	4,86,575	6,39,067	8,33,882
LEATHER—										
Skins, tanned or dressed { Tons 3 =No. =9,071	{ Tons 4 =No. =8,259	{ Tons 8 =No. =20,072	{ Tons 18 =No. =50,118	{ Tons 7 =No. =25,401	} 21,046	} 21,440	} 47,032	} 1,20,892	} 61,557	
METALS AND ORES—										
Brass, Bronze, and similar alloys, wrought Cwts.	75	78	100	237	163	17,693	19,973	16,050	52,083	26,045
Iron or Steel Tons	201	401	13,287	18,510
Others "	11	1	621	187	4,150	..	115	10,015
Total Metals and Ores "	216	405	5	13	629	31,167	42,642	16,050	52,208	45,060
MICA Cwts.	25	185	69	826	1,476	11,800	22,528	44,210	55,294	38,387
OILS—										
Essential Gals.	49	44	75	24	25	9,587	7,600	7,459	3,578	3,920
Mineral "	3,600	..	443	3,150	..	1,430
Vegetable, non-essential—										
Castor "	36,567	34,999	16,104	15,542	18,450	99,791	89,470	27,645	29,968	31,898
Linsced "	3,329	5,400	6,000	5,000	..	10,600	16,200	16,250	13,123	..
Mustard or rape "	3,675	3,000	2,142	2,000	4	28,104	24,750	7,420	8,750	18
Other sorts "	240	143	11	..	270	615	445	300	..	1,462
Total Vegetable, non-essential, "	43,811	43,542	24,257	22,542	18,724	1,39,110	1,30,865	51,615	48,843	33,378
Total Oils "	48,860	48,586	27,932	22,566	19,192	1,48,697	1,48,665	62,234	52,421	38,728
OIL CAKES Tons.	2,250	3,394	423	2,42,264	3,71,308	47,986
PARAFFIN WAX "	886	1,162	943	898	950	4,03,377	5,29,628	4,29,236	4,09,016	4,33,612
PROVISIONS AND OILMAN'S STORES (including FISH AND FRUITS AND VEGETABLES, CANNED OR BOTTLED)—										
Pickles, chutnies, and condiments Cwts.	2,693	3,893	2,339	1,658	2,885	1,33,074	2,55,589	1,32,939	90,729	1,69,819
Other sorts of provisions Value	—	—	—	—	—	6,166	10,246	8,536	29,356	6,238
Total Provisions "	—	—	—	—	—	1,39,240	2,65,835	1,41,475	1,20,565	1,76,057

AUSTRALIAN COMMONWEALTH—continued

EXPORTS THERE TO—continued

INDIAN MERCHANDISE—continued

ARTICLES	QUANTITY					VALUE				
	1924-25	1925-26	1926-27	1927-28	1928-29	1924-25	1925-26	1926-27	1927-28	1928-29
						R	R	R	R	R
RUBBER, RAW . . . Lbs.	..	17,920	85,882	4,481	17,920	35,882	4,480	..
SEEDS—										
Oil-seeds—										
Essential . . . Tons	59	65	21	35	29	28,238	27,971	7,961	19,095	15,341
Non-essential—										
Castor . . . "	328	558	..	146	358	98,806	1,43,201	..	30,692	69,454
Linseed . . . "	16,455	20,284	15,819	19,037	21,551	42,53,601	50,39,628	31,10,444	30,13,895	45,12,542
Rape . . . "	165	39	25	1	15	37,354	9,650	6,918	273	4,316
Other sorts . . . "	1	350
Total Seeds, Non-essential . . "	16,948	20,861	15,644	19,784	21,925	43,39,441	51,92,488	31,17,262	39,44,660	45,87,662
Other than oil-seeds . . . "	11	..
Total Seeds . . . "	17,007	20,926	15,665	19,819	21,954	44,17,679	52,20,459	31,25,223	39,63,766	46,03,003
SPICES—										
Chillies . . . Cwts.	148	280	187	4,736	8,356	4,529
Ginger . . . "	280	737	..	493	260	17,364	36,578	..	16,270	11,926
Other sorts . . . "	235	124	..	2	3	10,874	4,378	..	50	289
Total Spices . . . "	658	861	..	775	450	22,974	40,951	..	24,676	16,744
TEA—										
Black . . . Lbs.	4,363,658	5,854,980	8,006,804	2,795,906	5,521,468	34,52,216	49,86,388	56,31,556	21,95,115	35,55,434
TEXTILES—										
Cotton—										
Raw . . . Tons	368	170	170	247	237	6,02,327	2,08,289	1,40,267	2,19,014	2,54,128
Waste . . . Cwts.	1,240	1,530	1,765	1,883	889	37,923	49,650	51,380	54,500	25,400
Twist and Yarn . . . Lbs.	22,800	28,680	38,580	32,960	30,726	22,530	19,742	20,631	23,305	20,678
Manufactures—										
Piecegoods . . . Yards	6,003	6,333	9,200	8,674	42,160	4,550	2,875	3,486	5,662	29,897
Other sorts of manufactures . . Value	—	—	—	—	—	10,991	5,729	1,996	5,488	7,473
Total Cotton manufactures (including twist and yarn) . . . "	—	—	—	—	—	38,971	28,346	26,113	34,455	58,048
Haberdashery and Millinery . . "	—	—	—	—	—	7,196	7,400	30	372	4,460
Jute—										
Raw . . . Tons	658	550	631	640	524	3,45,697	3,61,063	2,75,821	2,72,232	2,19,961
Twist and yarn . . . Lbs.	202,290	64,993	57,151	24,360	38,548	61,940	23,570	20,834	7,346	9,416
Manufactures—										
Gunny bags . . . No.	73,424,875	69,799,969	85,747,585	76,529,310	91,306,780	4,57,62,194	4,76,11,464	5,43,24,014	4,42,17,541	5,30,14,817
.. cloth . . . Yards	30,113,360	30,353,650	26,515,355	24,552,738	22,172,527	80,12,144	91,45,693	77,76,146	65,35,347	61,48,385
Rope and twine . . Cwts.	61	430	462	1,632	1,013	2,188	21,421	16,670	33,998	29,031
Other kinds . . . Value	—	—	—	—	—	..	320	1,125
Total Jute manufactures (including twist and yarn) . . . "	—	—	—	—	—	5,38,38,466	5,68,02,477	6,21,39,664	5,08,94,232	5,92,02,824
WOOL—										
Manufactures—										
Carpets and rugs . . Lbs.	60,219	35,481	69,766	89,798	57,412	1,51,295	85,158	1,31,205	1,56,586	99,506
Other sorts . . . Value	—	—	—	—	—	..	600	20	585	610
Total Woollen manufactures . . . "	—	—	—	—	—	1,51,295	85,758	1,31,225	1,57,171	1,00,115

(No. 13—continued)

AUSTRALIAN COMMONWEALTH—concluded
EXPORTS THERETO—concluded

INDIAN MERCHANDISE—concluded

ARTICLES	QUANTITY					VALUE				
	1924-25	1925-26	1926-27	1927-28	1928-29	1924-25	1925-26	1926-27	1927-28	1928-29
TOYS AND REQUISITES FOR GAMES AND SPORTS, (including FISHING TACKLE other than FIREARMS) . . . Value	—	—	—	—	—	£ 12,807	£ 11,806	£ 15,437	£ 27,866	£ 27,817
WAX OF ALL KINDS . . . Cwts.	800	£ 18,200
WOOD AND TIMBER—										
Timber, other than railway sleepers—										
Teak wood . . . Cub. Tons	329	673	481	718	888	£ 97,063	£ 1,73,213	£ 1,29,222	£ 1,96,262	£ 1,19,761
POSTAL ARTICLES . . . Value	—	—	—	—	—	£ 3,05,948	£ 2,62,236	£ 2,56,169	£ 4,15,795	£ 3,69,691
ALL OTHER ARTICLES OF MERCHANDISE . . . "	—	—	—	—	—	£ 34,545	£ 34,186	£ 27,829	£ 54,054	£ 1,06,842
GRAND TOTAL . . . "	—	—	—	—	—	£ 7,12,68,605	£ 7,54,03,014	£ 7,78,02,565	£ 6,60,88,091	£ 7,37,63,093

FOREIGN MERCHANDISE

ARTICLES	QUANTITY					VALUE				
	1924-25	1925-26	1926-27	1927-28	1928-29	1924-25	1925-26	1926-27	1927-28	1928-29
APPAREL, (including DRESSERY, UNIFORMS, ACCESSORIES, BUT excluding HOSIERY AND BOOTS AND SHOES) . . . Value	—	—	—	—	—	£ 1,000	£ 5,687	£ 7,850	£ 2,060	£ 5,182
CHEMICALS AND CHEMICAL PREPARATIONS (excluding CHEMICAL MANURES AND MEDICINES) . . . "	—	—	—	—	—	£ 1,515	£ 8,379	..
COAL AND COKE . . . Tons	..	960	700	..	£ 22,740	£ 11,900
Furniture and Cabinetwork Value	—	—	—	—	—	..	£ 2,010	£ 5,445
HARDWARE (excluding CUTLERY AND ELECTROPLATED WARE) . . . "	—	—	—	—	—	£ 20,691	£ 22,284	£ 38,534	£ 22,919	£ 32,222
INSTRUMENTS, APPARATUS, AND APPLIANCES AND PARTS THEREOF . . . "	—	—	—	—	—	£ 39,192	£ 6,542	£ 2,370	£ 3,107	£ 3,943
JEWELLERY (excluding IMITATION JEWELLERY AND PRECIOUS STONES AND PEARLS UNSET), ALSO PLATE OF GOLD AND SILVER . . . "	—	—	—	—	—	£ 7,050	£ 640	£ 900
MACHINERY AND MILLWORK . . . "	—	—	—	—	—	£ 3,932	£ 3,505	£ 36,345	£ 3,080	£ 11,655
OILS . . . Gals.	5,785	2,666	1,39,274	£ 21,280	£ 9,648	£ 29,125
ROBBER MANUFACTURES . . . Value	—	—	—	—	—	..	£ 5,149
TEXTILES—										
Cotton—										
Raw . . . Tons	..	1	19	£ 800	£ 26,250
Manufactures (including twist and yarn) . . . Value	—	—	—	—	—	£ 2,156	£ 50	£ 6,980	..	£ 2,856
Haberdashery and millinery	—	—	—	—	—	£ 75	..	£ 200	£ 1,000	£ 5,397
Wool—										
Manufactures . . . "	—	—	—	—	—	£ 75	£ 47,364	£ 24,968	£ 16,040	£ 3,320
TOYS AND REQUISITES FOR GAMES AND SPORTS (including FISHING TACKLE other than FIREARMS) . . . "	—	—	—	—	—	£ 1,438	£ 1,681	£ 2,240	£ 7,217	£ 7,282
VEHICLES (excluding LOCOMOTIVES, ETC., FOR RAILWAYS)—										
Carriages and Carts (excluding Railway Carriages) and parts thereof . . . "	—	—	—	—	—	£ 21,000	£ 5,246	£ 2,500	..	£ 10,500
Other kinds . . . "	—	—	—	—	—	£ 5,500	£ 6,020	£ 4,400	£ 9,656	£ 5,000
POSTAL ARTICLES . . . "	—	—	—	—	—	£ 20,512	£ 2,136	£ 3,406	£ 3,292	£ 3,899
ALL OTHER ARTICLES OF MERCHANDISE . . . "	—	—	—	—	—	£ 5,879	£ 18,252	£ 10,957	£ 14,687	£ 6,904
GRAND TOTAL . . . "	—	—	—	—	—	£ 1,42,739	£ 1,59,059	£ 1,75,565	£ 92,077	£ 1,45,521
GRAND TOTAL OF INDIAN AND FOREIGN MERCHANDISE . . . "	—	—	—	—	—	£ 7,14,11,335	£ 7,55,62,078	£ 7,79,78,130	£ 6,61,80,168	£ 7,39,08,557

TERRITORY OF PAPUA

IMPORTS THEREFROM

Nil.

EXPORTS THERETO

INDIAN MERCHANDISE

ARTICLES	QUANTITY					VALUE				
	1924-25	1925-26	1926-27	1927-28	1928-29	1924-25	1925-26	1926-27	1927-28	1928-29
GRAIN, PULSE AND FLOUR— Rice, not in the husk . Tons	..	3,279	1,582	6,369	4,727	R	R	R	R	R
ALL OTHER ARTICLES OF MER- CHANDISE Value	—	—	—	—	—	..	3,187	3,500	..	222
GRAND TOTAL . .	—	—	—	—	—	..	4,66,574	2,22,231	9,25,864	6,29,731

FOREIGN MERCHANDISE

ARTICLES	QUANTITY					VALUE				
	1924-25	1925-26	1926-27	1927-28	1928-29	1924-25	1925-26	1926-27	1927-28	1928-29
TOTAL VALUE . .	—	—	—	—	—	R	R	R	R	R
GRAND TOTAL OF INDIAN AND FOREIGN MER- CHANDISE Value	—	—	—	—	—	..	369
	—	—	—	—	—	..	4,66,943	2,22,231	9,25,864	6,29,731

NEW ZEALAND (including NAURU AND BR. SAMOA)
IMPORTS THEREFROM

ARTICLES	QUANTITY					VALUE				
	1924-25	1925-26	1926-27	1927-28	1928-29	1924-25	1925-26	1926-27	1927-28	1928-29
DRUGS AND MEDICINES . Value	—	—	—	—	—	R	R	R	R	R
PROVISIONS AND OILMAN'S STORES including FISH AND FRUITS AND VEGETABLES, CANNED OR BOTTLED . .	—	—	—	—	—	..	29,678	..	2,141	..
TALLOW AND STEARINE . Cwts.	256	1,412	1,276	4,582	2,349	13,602	520	45	1,437	22,399
TEXTILES—						8,702	52,205	42,502	1,26,511	70,150
Wool—										
Raw Lbs.	2,199,600	13,38,508
POSTAL ARTICLES NOT SPECI- FIED Value	—	—	—	—	—	6,606	7,704	11,151	8,874	7,878
ALL OTHER ARTICLES OF MERCHANDISE	—	—	—	—	—	11,652	3,086	857	4,267	4,278
GRAND TOTAL . .	—	—	—	—	—	18,79,070	98,198	54,555	1,43,230	1,04,705

No. 13—continued

NEW ZEALAND (including NAURU AND BR. SAMOA)—continued.

EXPORTS THERETO

INDIAN MERCHANDISE

ARTICLES	QUANTITY					VALUE				
	1924-25	1925-26	1926-27	1927-28	1928-29	1924-25	1925-26	1926-27	1927-28	1928-29
						£	£	£	£	£
CANDLES OF ALL KINDS . Lbs.	154,626	77,575	48,508	21,819
COFFEE Cwts.	1,061	867	890	920	476	98,513	79,794	36,069	64,011	41,517
COIR-UNMANUFACTURED . Tons	23	8	11,960	1,450
COIR, MANUFACTURED (excluding ROPE) . . .	115	86	45	56	15	46,495	38,277	24,473	25,346	7,207
CORDAGE AND ROPE OF VEGETABLE FIBRE (excluding JUTE AND COTTON) . Cwts.	440	180	347	4	212	9,885	4,148	9,000	106	6,644
FIBRE FOR BRUSHES AND BROOMS Tons	7	19	20	27	16	4,125	9,290	8,490	11,801	7,495
GRAIN, PULSE, AND FLOUR— Pulse "	113	174	145	288	124	17,081	26,988	35,854	44,041	24,733
Rice, not in the-husk . . .	125	2,288	254	1,241	1,439	20,154	8,60,698	42,056	1,87,902	2,10,641
LAC— Button Cwts.	49	88	71	38	85	11,916	14,376	9,450	6,256	12,000
Shell "	511	1,116	791	448	744	1,27,429	1,75,780	89,699	61,342	1,06,960
Other sorts "	..	4	908
Total Lac "	660	1,203	862	486	829	1,39,345	1,90,764	98,949	67,507	1,19,660
MANURES Tons	1,545	1,625	1,650	700	554	1,89,950	1,78,750	1,78,750	77,000	61,230
METALS AND ORES— Brass, Bronze, and similar alloys, wrought . Cwts.	2	32	71	116	161	840	7,485	12,444	19,576	32,400
Iron or steel Tons	3,987	3,271	2,442	1,756	..	2,69,363	1,53,984	1,45,701	77,602	..
Ferro Manganese "	1,386	1,44,825
Total Metals and Ores . . .	3,987	3,273	2,442	1,762	1,394	2,69,703	1,61,469	1,58,545	97,178	1,78,225
OILS— Vegetable, non-essential— Castor Gals.	35,799	72,625	24,589	21,804	36,212	1,04,578	2,01,379	47,081	42,991	68,943
Other kinds "	..	1,333	5,084
Total Oils "	35,799	73,958	24,589	21,804	36,212	1,04,578	2,06,463	47,081	42,991	68,943
PARAFFIN WAX Tons	576	640	189	494	327	2,61,374	3,75,802	85,995	2,25,224	1,49,012
PROVISIONS AND OIL- MAN'S STORES (including FISH, AND FRUITS AND VEGETABLES, CANNED OR BOTTLED) Value	18,762	16,570	16,520	11,898	18,429
SEEDS Tons	1,052	1	1,008	..	1,002	2,86,529	841	1,95,302	248	1,98,192
SPICES Cwts.	186	115	..	120	129	5,160	6,205	..	2,800	7,280
TEA— Black Lbs.	741,556	506,245	744,321	228,809	278,186	7,77,461	3,74,869	4,69,083	1,72,751	1,86,227
TEXTILES— Cotton— Waste Cwts.	..	42	329	191	206	..	1,200	9,470	5,500	5,900
Hemp— Raw "	36	186	36	72	..	1,200	6,910	1,250	1,630	..
Jute— Raw Tons	7	29	14	40	29	3,840	20,700	7,440	17,480	11,400
Jute manufactures— Gunny bags No.	6,467,200	9,907,925	10,792,150	10,133,250	11,017,850	42,64,598	71,07,895	71,88,212	56,60,654	61,20,789
Other cloth Yards	3,208,500	3,476,500	3,618,250	3,012,389	3,873,105	3,80,531	10,51,864	10,31,047	7,72,814	10,41,374
Other kinds Value	1,187	..	3,461	4,405	4,982
Total Jute manufactures (including twist and yarn) "	50,96,311	82,49,259	82,22,720	64,87,873	71,67,145
Wool manufactures— Carpets and rugs Lbs.	17,960	11,985	7,852	10,948	13,285	29,712	16,717	12,696	17,353	18,538
TOYS AND REQUISITES FOR GAMES AND SPORTS (including FISHING TACKLE other than FIREARMS) . Value	1,578	7,370	2,941	3,571	13,169
TAX OF ALL KINDS, OTHER THAN PARAFFIN WAX . Cwts.	51	5,710
FOOD AND TIMBER— Yak wood Tons	18	57	4	..	14	3,845	21,463	1,560	..	4,767
DETAILED ARTICLES Value	1,28,706	99,622	98,342	1,22,420	1,63,545
ALL OTHER ARTICLES OF MERCHANDISE "	35,596	55,110	42,077	42,576	51,798
GRAND TOTAL "	75,73,411	1,05,10,493	97,91,162	77,10,747	87,26,847

NEW ZEALAND (including NAURU AND BR. SAMOA)—concluded
EXPORTS THERETO—continued

FOREIGN MERCHANDISE

ARTICLES	QUANTITY					VALUE				
	1924-25	1925-26	1926-27	1927-28	1928-29	1924-25	1925-26	1926-27	1927-28	1928-29
Rubber manufactures . Value	—	—	—	—	—	R 28,692	R 28,884	R ..	R ..	R ..
TOBACCO, MANUFACTURED. Lbs.	662	1,733	1,295	765	510	2,175	5,937	5,900	2,654	1,392
POSTAL ARTICLES . Value	—	—	—	—	—	1,233	797	424	590	425
ALL OTHER ARTICLES OF MERCHANDISE . "	—	—	—	—	—	3,975	6,180	2,562	3,494	3,408
GRAND TOTAL . "	—	—	—	—	—	36,075	36,648	8,886	6,638	5,215
GRAND TOTAL OF INDIAN AND FOREIGN MERCHANDISE . "	—	—	—	—	—	76,09,486	1,06,47,141	98,00,048	77,17,385	87,32,062

FIJI ISLANDS

IMPORTS THEREFROM

ARTICLES	QUANTITY					VALUE				
	1924-25	1925-26	1926-27	1927-28	1928-29	1924-25	1925-26	1926-27	1927-28	1928-29
POSTAL ARTICLES NOT SPECIFIED . Value	—	—	—	—	—	R 201	R 336	R 935	R 1,552	R 1,655
ALL OTHER ARTICLES OF MERCHANDISE . "	—	—	—	—	—	211	1,008	1,211	2,850	5,369
GRAND TOTAL . "	—	—	—	—	—	412	1,344	2,146	4,408	7,024

EXPORTS THERETO

INDIAN MERCHANDISE

ARTICLES	QUANTITY					VALUE				
	1924-25	1925-26	1926-27	1927-28	1928-29	1924-25	1925-26	1926-27	1927-28	1928-29
APPAREL (including DRESS, UNIFORMS, AND ACCOUTREMENTS), BUT (excluding HOSIERY AND BOOTS AND SHOES) Value	—	—	—	—	—	R 6,259	R 2,599	R 11,965	R 2,328	R 3,227
COAL AND COKE— Coal Tons	2,500	30,000
FRUITS AND VEGETABLES . Value	—	—	—	—	—	2,775	8,205	8,440	4,924	12,566
GRAIN, PULSE, AND FLOUR—										
Pulse Tons	171	238	272	359	314	27,434	41,411	52,831	79,728	68,110
Rice, not in the husk . "	5	205	983	..	202	2,992	32,748	1,46,078	..	27,637
Other sorts "	1	10	72	..	110
Total Grain, Pulse, and Flour "	176	444	1,236	359	516	30,426	74,164	1,98,981	79,728	95,857
HARDWARE AND CUTLERY including PLATED WARE Value	—	—	—	—	—	3,744	2,641	5,054	3,410	3,597
METALS AND ORES . TONS	2	3	7	3	5	8,614	12,190	23,263	12,876	14,627

No. 13—continued

FIJI ISLANDS—continued

EXPORTS THERETO—continued

INDIAN MERCHANDISE—continued

ARTICLES	QUANTITY					VALUE				
	1924-25	1925-26	1926-27	1927-28	1928-29	1924-25	1925-26	1926-27	1927-28	1928-29
OILS—						R	R	R	R	R
Vegetable non-essential— Mustard or rape . . . Gals.	47,778	45,357	44,468	47,381	37,423	1,40,175	1,38,154	1,34,386	1,37,010	96,524
Other kinds of oils . . . "	1,778	921	3,700	1,002	3,320	6,818	3,600	12,717	2,447	8,879
Total Oils . . . "	49,556	46,278	48,174	48,383	40,743	1,46,993	1,41,754	1,47,103	1,39,457	1,05,403
PROVISIONS AND OILMAN'S STORES (including FISH, AND FRUITS AND VEGETABLES, CANNED OR BOTTLED)—										
Ghl . . . Cwts.	38	..	15	12	20	3,110	..	1,750	1,350	1,154
Other sorts of provisions Value	—	—	—	—	—	21,707	32,165	18,319	27,601	53,373
Total Provisions and Oilman's stores, etc. . . "	—	—	—	—	—	24,817	32,165	20,275	28,951	54,527
SEEDS . . . Tons	10	9	16	10	27	6,843	7,701	11,504	9,080	17,494
SPICES . . . Cwts.	238	217	341	215	317	12,623	13,774	19,638	12,464	21,538
TALLOW AND STEARINE (in- cluding GREASE AND ANIMAL FAT) . . . "	993	700	1,170	614	1,264	46,645	35,355	49,545	23,310	43,555
FABRICS—										
Cotton— Manufactures— Piece goods . . . Yards	13,981	13,531	20,234	32,938	37,467	12,155	13,843	21,223	26,500	26,981
Jute— Manufactures— Gunny bags . . . No.	290,100	195,900	195,000	363,000	383,200	1,57,263	1,26,645	1,02,610	1,69,312	1,85,411
Wool— Manufactures . . . Value	—	—	—	—	—	5,700	6,315	1,370	4,747	4,049
POSTAL ARTICLES . . . "	—	—	—	—	—	20,180	26,493	38,110	35,568	38,500
ALL OTHER ARTICLES OF MERCHANDISE . . . "	—	—	—	—	—	9,008	11,509	23,943	31,314	31,500
GRAND TOTAL . . . "	—	—	—	—	—	4,94,054	5,15,355	7,13,820	5,82,317	6,58,992

FOREIGN MERCHANDISE

ARTICLES	QUANTITY					VALUE				
	1924-25	1925-26	1926-27	1927-28	1928-29	1924-25	1925-26	1926-27	1927-28	1928-29
OILS—						R	R	R	R	R
Mineral Gals.	13,840	7,580	16,846	10,518	..	20,793	24,244	55,682	29,301	..
POSTAL ARTICLES . . . Value	—	—	—	—	—	446	93	10	427	176
ALL OTHER ARTICLES OF MERCHANDISE . . . "	—	—	—	—	—	4,380	8,562	14,775	11,371	15,078
GRAND TOTAL . . . "	—	—	—	—	—	25,619	32,899	70,467	41,599	15,254
GRAND TOTAL OF INDIAN AND FOREIGN MERCHANDISE . . . "	—	—	—	—	—	5,19,673	5,48,254	7,83,787	6,23,916	6,74,236

HAWAII

IMPORTS THEREFROM

ARTICLES	QUANTITY					VALUE				
	1924-25	1925-26	1926-27	1927-28	1928-29	1924-25	1925-26	1926-27	1927-28	1928-29
SPICES—						R	R	R	R	R
Cloves Cwts.	348	16,700
ALL OTHER ARTICLES OF MERCHANDISE . . . Value	—	—	—	—	—	891	1,042	..
GRAND TOTAL . . . "	—	—	—	—	—	17,591	1,042	..

HAWAII
OTHER ISLANDS IN THE PACIFIC

(608)

No. 13—concluded
HAWAII—continued
EXPORTS THERETO.

INDIAN MERCHANDISE

ARTICLES	QUANTITY					VALUE				
	1924-25	1925-26	1926-27	1927-28	1928-29	1924-25	1925-26	1926-27	1927-28	1928-29
MANURES . . . Tons	1,000	2,150	3,100	2,000	2,465	1,08,782	2,15,000	3,10,000	2,00,000	2,41,811
METALS AND ORES . . . "	24	454	206	305	203	3,206	26,164	14,758	15,108	10,850
TEXTILES—										
Jute—										
Manufactures—										
Gunny bags . No.	10,683,400	7,784,200	9,032,500	11,483,463	16,559,850	37,11,122	80,09,304	27,80,810	34,44,766	40,59,372
" cloth . Yards	81,000	100,000	..	32,000	13,000	23,365	17,375	..	8,060	3,250
ALL OTHER ARTICLES OF MERCHANDISE . Value	—	—	—	—	—	6,450	9,974	11,102	9,534	14,578
GRAND TOTAL . "	—	—	—	—	—	38,47,875	32,78,317	31,25,725	36,77,468	43,85,973

FOREIGN MERCHANDISE

ARTICLES	QUANTITY					VALUE				
	1924-25	1925-26	1926-27	1927-28	1928-29	1924-25	1925-26	1926-27	1927-28	1928-29
TOTAL VALUE .	—	—	—	—	—	R	R	R	R	R
GRAND TOTAL OF INDIAN AND FOREIGN MERCHANDISE . Value	—	—	—	—	—	38,47,875	32,84,861	31,28,000	36,77,468	43,35,873

OTHER ISLANDS IN THE PACIFIC
IMPORTS THEREFROM

Nil.

EXPORTS THERETO

INDIAN MERCHANDISE

ARTICLES	QUANTITY					VALUE				
	1924-25	1925-26	1926-27	1927-28	1928-29	1924-25	1925-26	1926-27	1927-28	1928-29
GRAIN, PULSE AND FLOUR— Rice not in the husk Tons	..	670	2,056	..	512	R	R	R	R	R
TEXTILES—										
Jute—										
Manufactures—										
Gunny bags . No.	20,000	..	15,000	30,000	..	7,100	..	9,000	18,000	..
ALL OTHER ARTICLES OF MERCHANDISE . Value	—	—	—	—	—	265	821
GRAND TOTAL . "	—	—	—	—	—	7,100	98,035	3,05,024	18,265	74,402

FOREIGN MERCHANDISE

ARTICLES	QUANTITY					VALUE				
	1924-25	1925-26	1926-27	1927-28	1928-29	1924-25	1925-26	1926-27	1927-28	1928-29
TOTAL VALUE .	—	—	—	—	—	R	R	R	R	R
GRAND TOTAL OF INDIAN AND FOREIGN MERCHANDISE . Value	—	—	—	—	—	7,100	98,035	3,05,024	18,265	74,409

CUSTOMS DUTY
Tables Nos. 14 to 16.

GROSS AMOUNT of CUSTOMS DUTY collected on IMPORTS and EXPORTS at each PORT in each

IMPORTS

PORTS	SALT					OTHER ARTICLES				
	1924-25	1925-26	1926-27	1927-28	1928-29	1924-25	1925-26	1926-27	1927-28	1928-29
	₹	₹	₹	₹	₹	₹	₹	₹	₹	₹
BENGAL—										
Calcutta	2,15,95,061	1,68,23,403	1,54,91,993	1,42,80,327	1,52,15,293	13,67,07,893	13,93,67,960	13,95,09,120	13,66,31,024	13,55,73,354
Chittagong	18,74,823	15,77,993	13,90,893	17,47,623	20,89,886	12,33,017	12,69,093	21,43,693	24,91,430	22,09,008
Narainganj
Chandpore
TOTAL	2,34,69,889	1,89,01,401	1,73,82,876	1,60,28,449	1,73,08,179	13,69,90,900	14,04,37,653	14,16,52,813	13,91,22,513	14,07,82,362
BIHAR AND ORISSA—										
Belaspore
Chandball
Cuttack or False Point
Puri
TOTAL
*BOMBAY—										
Bombay	9,720	8,067	10,969	10,375	10,542	13,04,43,793	12,62,16,743	12,07,05,932	12,33,52,307	12,46,79,143
Bankot (Suwendurg)	9,615	13,507	10,652	10,503	13,399
Bassein	103	7	4	254	135
Broach	1,17,304	1,09,209	66,490	99,388	87,629
Bulsar	5,993	6,923	2,682	9,563	11,599
Belapur	31	..
Bhandup	2,331	14,906	3,093	6,342	2,405
Dabhol	11,977	12,993	21,047	17,732	15,843
Daman Frontiers	4,922	4,057	3,593	4,623	2,433
Dhanduku	1,320	5,312
Dholera	6,732	7,513	9,155	5,454	..
Dahanu	344	1,023	891	1,773	1,213
Dodamurg	379	343	902	943	1,263
Gogha	2	12
Honavar	7,313	8,301	7,349	13,659	10,147
Jambusar
Jaitapur	1,090	2,341	3,431	3,310	3,031
Karanja	236
Karwar	3,151	3,323	2,351	4,541	2,412
Máivan	23,213	31,357	13,953	19,627	16,323
Marol	1,152	144	52	264	123
Northern Frontier	1,700
Rai	2	217	214	679
Ratnagiri	2,555	3,362	3,133	4,353	5,146
Rewdanda	307
Sanikatta	2,250	1,767	1,933	2,423	3,002
Shewa	636	..	47
Shiroda
Surat	3,422	2,335	3,230	4,756	9,596
Trombay
Uran	136	633
Vangurda	6,539	4,963	2,949	5,236	6,707
TOTAL	9,720	8,067	10,969	10,375	10,542	13,06,63,359	12,64,47,037	12,08,77,909	12,40,30,643	12,48,30,507
SINDH—										
Karachi	2,159	6,242	15,903	6,235	2,337	5,49,44,063	5,39,68,751	5,74,89,036	5,51,53,632	6,20,42,136
Keti Bandar	93	30	77	36	53
Stranda	137	207	512	112	53
TOTAL	2,159	6,242	15,903	6,235	2,337	5,49,44,303	5,39,69,038	5,74,89,164	5,51,53,780	6,20,42,246
MADRAS—										
Madras	1,335	1,314	995	2,115	3,593	2,34,30,430	2,37,33,669	3,13,41,737	3,17,93,393	4,57,45,346
Adirampatnam	950	2,536	1,223	946	2,215
Annampatnam	959	241	1,334	1,437	403
Badagara	194	..	2,176	5,314	2,673	3,475
Balkur
Barwa	1

The ports in the Bombay Presidency, excepting the chief port, are really *talukas* composed of a number of sub-ports.

PROVINCE of BRITISH INDIA, in each Official Year, from 1924-25 to 1928-29

TOTAL IMPORTS					EXPORTS					PORTS
1924-25	1925-26	1926-27	1927-28	1928-29	1924-25	1925-26	1926-27	1927-28	1928-29	
R	R	R	R	R	R	R	R	R	R	
15,73,02,944	15,46,91,383	15,50,01,113	15,09,11,851	15,37,91,647	4,38,08,308	4,22,15,934	4,48,20,934	4,81,36,908	4,40,36,358	BENGAL—
31,57,845	28,47,091	40,34,581	42,39,111	42,98,894	18,49,924	16,23,087	17,89,778	8,66,925	8,32,707	Calcutta
..	Chittagong
..	Naralinganj
..	Chandpore
16,04,60,789	15,75,39,054	15,90,35,694	15,51,50,962	15,80,90,541	4,56,58,322	4,38,39,021	4,66,19,712	4,90,03,838	4,48,72,065	TOTAL
..	BIHAR AND ORISSA—
..	4,000	..	1,670	Balesore
..	Opandball
..	Cuttack or False Point
..	200	906	Puri
..	4,200	..	1,670	..	906	TOTAL
13,04,58,518	12,62,24,815	12,07,16,901	12,38,62,682	12,46,89,685	4,35,159	4,95,909	4,72,415	4,88,255	5,34,849	* BOMBAY—
9,615	13,567	10,652	16,508	13,899	190	Bombay
102	7	4	254	185	Bankot (Suvvedarg)
1,17,804	1,09,209	66,490	99,388	87,629	Basscin
5,993	6,028	2,682	9,565	11,599	141	93	139	134	94	Broach
..	31	190	214	Bulsar
2,881	14,906	3,093	6,342	2,405	3,381	2,982	4,426	5,013	4,887	Belapur
11,977	12,993	21,047	17,732	15,343	10	11	..	Bhandup
4,922	4,057	3,593	4,028	2,428	..	11	18	16	15	Dabhol
..	1,820	5,815	Daman Frontiers
6,782	7,513	9,155	5,454	Dhanduks
344	1,023	891	1,778	1,218	Dholera
379	348	902	948	1,263	24	26	168	471	..	Dahana
..	2	11	Dodamurg
7,818	8,891	7,349	16,659	10,147	86	67	421	210	209	Gogha
..	Honava
1,090	2,841	3,481	3,810	5,931	..	4	..	32	..	Jambusar
236	6,396	6,302	3,912	6,651	8,934	Jaitapur
3,151	3,328	2,351	4,541	2,412	562	84	324	226	30	Karanjat
23,213	31,357	18,956	19,627	16,226	135	183	290	373	300	Karwar
1,152	144	52	264	123	3	Malvan
1,700	Maroli
..	2	217	214	679	Northern Frontiers
2,555	3,362	3,125	4,356	5,146	Rai
..	307	714	382	..	1,186	1,239	Ratnagiri
2,250	1,767	1,938	2,428	3,002	2,219	3,359	5,262	3,391	2,627	Rewdanda
636	..	47	86	85	387	Sankatta
..	Shewar
3,422	2,885	3,260	4,756	9,596	..	1	3	Shiroda
..	Surat
..	186	683	540	481	2,477	1,583	Trombay
6,599	4,868	2,949	5,236	6,707	121	249	148	115	313	Uran
15,06,73,079	12,64,55,154	12,08,88,378	12,40,91,013	12,48,91,049	4,49,014	5,09,957	4,88,369	5,08,751	6,05,397	TOTAL
5,49,46,227	5,39,74,998	5,75,04,944	5,61,59,867	6,20,44,522	6,68,109	8,56,656	8,53,510	10,09,649	10,32,615	SIND—
98	30	77	36	58	11,022	11,133	11,946	6,489	5,637	Karachi
137	207	51	112	53	27,377	19,017	13,118	8,711	11,218	Keti Nattiar
5,49,46,462	5,39,75,280	5,75,05,072	5,61,60,015	6,20,44,633	7,01,499	8,86,808	8,78,574	10,24,851	10,49,530	TOTAL
3,84,81,815	2,37,38,483	3,19,42,732	3,17,95,513	3,57,43,944	2,23,722	2,27,651	1,79,908	1,28,677	1,72,928	MADRAS—
950	2,586	1,228	946	2,215	10,387	13,388	16,857	18,250	27,304	Madras
959	241	1,234	1,487	406	79	..	1	Adilapatnam
..	2,176	5,814	2,671	3,669	Amrapatnam
..	Badarara
..	Bandur
..	Paruva

* The ports in the Bombay Presidency, excepting the chief port, are really talukas composed of a number of sub-ports.

No. 14—continued

GROSS AMOUNT of CUSTOMS DUTY collected on IMPORTS and EXPORTS at each PORT in ea

PORTS	IMPORTS									
	SALT					OTHER ARTICLES				
	1924-25	1925-26	1926-27	1927-28	1928-29	1924-25	1925-26	1926-27	1927-28	1928-29
	R	R	R	R	R	R	R	R	R	R
MADRAS—continued										
Amilipatam	896	1,287	83	700
Chilant	1	1	73	4,67,055	4,71,309	6,86,848	9,55,817	14,38,192
Calingsapatam	423
Cannanore	7,604	11,755	9,348	50,511	90,911
Coonada	4,02,947	2,97,380	6,21,698	6,88,402	6,04,708
Cochin	6	2	1	..	19	14,08,268	17,41,701	17,49,585	30,87,705	29,48,715
Coondapoor	1,041	2,751	1,087	1,751	2,328
Cuddalore	92,784	59,435	8,67,501	4,27,481	1,86,047
Dévipatnam	3	1	8
Dhanushkodi	..	2	8,45,975	8,67,355	9,76,821	10,50,900	11,97,198
Gopalpur	68	5	..	259	343
Hangarkottai	438	244	808	1,450	1,359
Ipurapalem	6	1	7	25
Kallayi
Káyalpatnam	1,880	1,609	1,506	1,362	363
Kilakarai	2,614	1,821	906	966	785
Kottapatnam	11
Kulasekharapatnam	9,255	7,184	7,889	7,637	8,429
Málope	1,599	8,035	3,182	5,089	2,358
Mángaloro	98	329	238	82	700	97,476	88,050	87,990	87,979	1,24,051
Masulipatam	2,195	1,587	3,266	2,066	3,717
Metupet
Narasapur	11	..	22
Negapatam	2	..	5	2,02,002	1,78,905	2,54,315	3,34,010	2,76,508
Nisampatnam	9	4	26
Pamban	99	626	395	127	676	90
Point Calimere	28	3	..	1	27
Ponáni	460	..
Porto Novo	95,318	1,39,409	1,05,597	1,25,106	1,47,767
Tellicherry	1	63,949	32,884	98,618	2,72,889	1,60,928
Tirumalavásal	1,716	1,727	1,105	1,466	1,887
Tondi	4,224	4,062	3,044	2,187	3,596
Toppaturai	486	119	240	262	379
Tranquebar	2	91	7	..	7
Tuticoria	..	11	15	18	19	20,62,001	16,01,552	17,69,320	24,31,917	24,74,138
Velanganai	157	96	8	224	152
Vizagapatam	19,295	742	87,217	9,180	9,598
TOTAL	1,591	2,159	1,254	2,215	4,604	3,42,72,619	3,42,58,108	3,86,52,788	4,18,44,948	4,53,86,689
ORISSA—										
Bárapoor	26,87,909	27,51,677	26,69,548	30,21,895	[29,02,424	3,81,69,080	3,78,72,806	4,08,30,180	4,33,45,620	3,61,77,598
Akyab	5	9	7	..	8	64,037	77,577	95,821	95,760	80,855
Bassoh	8,158	14,659	7,287	10,420	8,978
Bhámó	383	85	25
Kyaukpáya	112	176	800	770
Merzui	66,161	67,354	1,03,766	1,17,369	1,01,167
Montmein	6	2	1	1,09,864	90,952	1,51,841	1,82,011	74,348
Sandoway	7
Tavoy	898	34,094	40,316	58,847	72,781	52,775
Victoria Point	541	643	..	658	574	11,987	13,576	15,425	18,586	20,831
TOTAL	26,88,461	27,52,329	26,69,958	30,22,064	29,03,007	3,34,68,714	3,31,77,639	4,12,62,316	4,42,93,297	3,65,16,819
GRAND TOTAL	2,61,71,820	1,96,70,198	2,00,80,960	1,90,69,338	2,02,28,719	39,03,34,895	39,34,84,525	39,99,34,992	40,49,05,181	40,95,58,623

PROVINCE of BRITISH INDIA, in each Official Year from 1924-25 to 1928-29—continued

TOTAL IMPORTS					EXPORTS					PORTS
1924-25	1925-26	1926-27	1927-28	1928-29	1924-25	1925-26	1926-27	1927-28	1928-29	
R	R	R	R	R	R	R	R	R	R	
..	896	1,287	83	700	33	32	44	53	21	MADRAS—continued
4,87,056	4,71,310	6,86,848	0,55,817	14,38,255	1,88,599	1,64,022	1,56,793	8,698	349	Bimlipatam
..	428	Calicut
7,504	11,755	9,348	50,511	90,911	Calingapatam
4,02,947	2,97,330	6,21,688	8,86,402	5,04,703	81,795	1,83,216	2,82,238	1,63,787	1,90,546	Cannanore
14,08,274	17,41,708	17,49,536	30,87,705	29,48,734	70,138	1,22,715	1,24,181	30,980	1,648	Cocanada
1,041	2,751	1,087	1,751	2,328	327	440	1,188	3,658	3,687	Cochin
92,784	59,435	3,87,501	4,27,431	1,88,047	103	98	1,704	966	111	Coondapoor
8	1	8	Cuddalore
8,45,975	8,67,357	9,76,821	10,50,600	11,97,193	1,50,441	1,32,573	1,88,981	2,57,003	2,58,008	Dévipatnam
68	5	..	250	343	Dhanushkodi
438	244	808	1,450	1,359	8,368	5,990	8,588	10,580	9,259	Gopalspur
..	6	1	7	25	Hangarkottai
..	Ipurmpalem
1,389	1,609	1,506	1,562	868	Kallayi
2,614	1,821	906	966	735	277	81	13	8	97	Kalyapatnam
..	..	11	Kilakarai
3,255	7,184	7,339	7,637	8,429	7	4	4	Kottapatnam
1,599	3,035	3,182	6,089	2,358	..	102	2	4	81	Kulasekharapatnam
97,574	88,379	88,228	88,061	1,24,751	2,177	1,429	1,934	4,013	1,448	Mâlpe
2,195	1,537	3,286	2,066	3,717	4,106	7,247	0,307	29,317	24,366	Mangalore
..	Masilpatam
11	..	22	4,464	487	Mutpet
2,02,004	1,78,905	2,54,320	3,84,010	2,76,508	28,972	19,251	39,297	44,094	39,980	Narasapur
9	4	28	Negapatam
925	895	127	676	90	80	5	..	426	9	Nizampatnam
28	3	..	1	27	Pamban
..	460	..	7	5	8	7	2	Point Calimere
95,818	1,89,409	1,05,597	1,25,108	1,47,767	1,055	1,435	1,066	1,954	53	Ponani
69,949	82,884	98,616	2,72,889	1,60,924	12,280	12,054	10,718	266	127	Porto Novo
1,716	1,727	1,105	1,466	1,887	1	..	2	369	4,260	Tellicherry
4,224	4,062	3,044	2,187	3,596	360	7	6	1,511	2	Trumalavasserai
436	119	240	262	379	3,592	1,270	4,949	7,977	4,685	Tondi
2	91	7	..	7	Topputurai
20,62,001	16,01,583	17,88,335	24,81,985	24,74,152	68,105	1,65,284	1,29,455	88,345	2,445	Tranquebar
167	96	8	224	152	1,381	476	1,892	1,651	1,008	Tuticorin
19,295	742	87,217	9,130	9,598	369	5	536	..	69	Velanganni
3,42,74,210	3,42,55,267	3,89,54,037	4,18,47,163	4,58,41,293	8,14,068	10,59,088	11,56,725	7,99,546	7,87,512	TOTAL
3,58,56,939	4,06,24,483	4,84,99,678	4,63,67,013	8,90,80,017	76,19,453	1,00,66,558	83,51,666	74,18,547	68,97,346	BURMA—
64,042	77,786	95,823	95,771	80,868	2,50,726	3,56,562	2,03,597	1,74,185	1,86,917	Rangoon
8,158	14,859	7,237	10,420	8,973	13,90,190	16,01,305	9,11,366	9,78,902	8,00,979	Akyab
283	85	25	Bassala
..	112	176	800	770	Bhamo
66,161	67,354	1,03,766	1,17,369	1,01,167	609	284	1,007	9,055	684	Kyaukpadaung
4,09,370	90,952	1,51,341	1,32,013	74,349	6,28,020	5,01,670	6,59,903	5,30,421	6,03,457	Mergui
..	7	Moulmein
34,094	40,316	58,745	72,731	52,775	37,324	50,070	82,848	76,787	67,109	Sandoway
12,528	14,321	15,425	19,244	20,905	672	471	556	416	1,162	Tavoy
3,61,52,175*	4,09,29,963†	4,39,32,271†	4,73,15,361‡	8,94,19,826	99,26,992	1,25,77,429	1,02,10,943	91,83,313	85,62,454	TOTAL
41,65,06,715*	41,31,54,723†	42,00,15,952†	42,40,64,519‡	42,97,87,842	5,75,54,095	5,88,72,292	5,93,56,023	6,05,20,296	5,58,27,864	GRAND TOTAL

* Includes R 2,54,838 realised in Burma from miscellaneous receipts.
 † " " " 2,91,746 " " " " " " " "
 ‡ " " " 2,94,099 " " " " " " " "
 § " " " 1,83,559 " " " " " " " "
 (c) " " " 3,58,167 " " " " " " " "

GROSS amount of CUSTOMS duty COLLECTED on the PRINCIPAL and other articles of IMPORTED MER-
CHANDISE subject to duty, in each OFFICIAL year from 1924-25 to 1928-29

ARTICLES	1924-25	1925-26	1926-27	1927-28	1928-29
	R	R	R	R	R
SCHEDULE II—IMPORT TARIFF.					
PART II.					
<i>Articles which are liable to non-protective duty at special rates.</i>					
I.—Food, Drink, and Tobacco—					
Fish—					
Fish salted, wet or dry	95,669	1,09,280	1,00,607	1,06,458	77,267
Fruits and Vegetables—					
Currants	5,547	4,779	3,841	1,372	2,156
Liquors—	18,23,168	18,01,421	19,48,461	22,25,582	21,97,778
Ale, beer, porter, cider and other fermented liquors					
Spirit—	42,086	68,095	63,714	99,436	70,161
Denatured spirit	4,68,817	6,13,017	5,86,837	5,27,398	5,87,660
Perfumed spirits					
Liquors, Cordials, Mixtures and other preparations containing spirit—	1,63,994	1,48,697	1,44,418	1,28,648	1,21,614
(6) Entered in such a manner as to indicate that the strength is not to be tested	15,68,262	17,21,819	19,01,784	19,19,190	17,55,082
(ii) If tested	1,97,54,989	1,96,43,794	1,99,47,651	1,92,17,391	1,89,55,015
All other sorts of spirit					
TOTAL OF SPIRITS	2,19,98,748	2,21,90,392	2,26,64,354	2,18,92,258	2,14,89,582
Wines—	2,51,491	2,64,750	2,87,641	2,64,784	2,60,667
Champagne and all other sparkling wines not containing more than 42 per cent of proof spirit	11,58,794	11,42,472	12,31,028	12,25,485	12,50,084
All other sorts of wines not containing more than 42 per cent of proof spirit					
TOTAL OF WINES	14,10,285	14,07,222	15,18,669	14,80,269	15,10,751
TOTAL OF LIQUORS	2,50,32,201	2,58,99,095	2,61,31,484	2,55,98,109	2,51,98,011
Sugar—	5,76,88,080	6,47,77,686	7,00,20,810	6,50,11,868	7,76,69,409
Sugar, all sorts, including molasses, but excluding confectionery					
Saccharine (except in tablets)	262	488	40,713	1,01,708	1,46,404
Saccharine tablets	1,808	3,088	2,254	5,642	4,480
TOTAL OF SACCHARINE	2,070	3,521	51,967	1,07,350	1,50,884
TOTAL OF SUGAR INCLUDING SACCHARINE	5,76,90,150	6,47,81,057	7,00,72,277	6,51,19,208	7,77,20,293
Other Food and Drink—					
Salt	2,61,71,511	1,98,70,198	2,00,80,000	1,90,69,328	2,02,28,719
Tobacco—					
Tobacco, unmanufactured	70,53,274	49,05,308	58,61,490	52,22,793	1,01,02,152
Cigars and cigarettes	96,85,445*	—	—	—	—
Cigars	—	1,43,408	1,37,500	1,46,010	1,41,384
Cigarettes—	—	81,58,731*	1,06,76,801*	1,45,17,952*	1,84,27,778*
Not exceeding value of Rs. 10-8 per thousand	—	16,76,606*	16,82,326*	12,33,851*	18,03,879*
Exceeding value of Rs. 10-8 per thousand	—	—	—	—	—
All other sorts of tobacco, manufactured	6,84,384	6,97,256	7,19,782	5,98,615	5,78,316
TOTAL OF TOBACCO	1,78,73,108	1,55,81,299	1,90,76,899	2,17,13,221	2,58,48,504
TOTAL OF I.—FOOD, DRINK, AND TOBACCO	12,68,63,081	12,55,45,598	13,54,65,568	13,16,07,701	14,90,74,949
II.—Raw materials and produce and articles mainly unmanufactured—					
Coal, coke, and patent fuel	2,83,001	2,02,536	86,404	1,59,686	95,292
Tin block	12,12,168	14,31,387	6,30,641	8,19,680	6,14,805
Oils—					
Kerosene; also any mineral oil other than kerosene which has its flashing point below one hundred degrees of Fahrenheit's thermometer by Abel's close test	1,14,41,319†	1,26,84,504	1,01,61,035	1,49,82,649	1,68,02,691
Motor spirit	—	127	161	7,343	5,85†
Mineral oil which has its flashing point at or above two hundred degrees of Fahrenheit's thermometer and is such as is not ordinarily used for any other purpose than for the batching of jute and other fibre or for lubrication	17,86,455	17,11,076	15,27,433	15,04,226	16,49,513
Mineral oil which has its flashing point at or above one hundred and fifty degrees of Fahrenheit's thermometer and is such as is not ordinarily used except as fuel or for some sanitary or hygienic purpose	11,11,254	10,71,518	12,20,730	13,98,059	14,02,494
TOTAL OF II.—RAW MATERIALS AND PRODUCE, ETC.	1,58,34,197	1,71,01,148	1,85,46,454	1,88,71,694	2,00,69,815
III.—Articles wholly or mainly manufactured—					
Arms, Ammunition and Military Stores—					
Firearms and parts thereof—					
Firearms, including gas and air-guns, gas and air rifles and gas and air pistols, not otherwise specified	8,62,740	8,53,550	7,89,976	7,27,336	6,09,569
All other sorts of firearms and parts	1,375	1,320	5,064	3,503	2,124
TOTAL OF FIREARMS AND PARTS	8,64,115	8,59,870	7,95,040	7,31,339	6,11,693

* Inclusive of duty collected on cigarettes imported by post.
† Inclusive of duty collected on motor spirit.

No. 15—continued

GROSS amount of CUSTOMS duty COLLECTED on the PRINCIPAL and other articles of IMPORTED MERCHANDISE subject to duty, in each OFFICIAL year from 1924-25 to 1928-29—continued

ARTICLES	1924-25	1925-26	1926-27	1927-28	1928-29
	R	R	R	R	R
SCHEDULE II—IMPORT TARIFF—continued					
PART II—continued					
<i>Articles which are liable to non-protective duty at special rates—continued</i>					
III.—Articles wholly or mainly manufactured—continued					
Carriages and Carts— Motor Cars, motor cycles, motor scooters and articles (other than rubber tyres and tubes) adapted for use as parts and accessories thereof (f)	79,43,602	1,06,30,698	1,04,95,669	89,57,583	1,02,14,319
Chemicals, Drugs, and Medicines— Opium and its alkaloids and their derivatives	2,978	2,204	3,394	3,245	2,015
Machinery— Cotton, Hair and Canvas Fly belting for machinery *	—	—	—	—	2,13,753
Yarns and Textile Fabrics— Artificial silk yarn and thread (g)	—	—	—	5,90,481½	10,43,402
Cotton twist and yarn, and cotton sewing or darning thread	51,40,985	43,37,516	38,44,575	43,45,289	45,80,346
Cotton Piecegoods— Grey (unbleached)	3,17,49,606	2,39,61,966	2,05,40,092	2,16,81,835	2,14,25,264
White (bleached)	2,12,11,856	1,70,47,977	1,90,61,858	1,75,81,690	1,73,60,323
Coloured, printed, or dyed	2,44,15,388	1,96,44,092	2,25,02,345	2,33,03,422	2,16,62,670
TOTAL OF COTTON PIECEGOODS	7,78,76,050	6,06,54,635	6,21,04,295	6,25,16,947	6,04,48,757
Silk mixtures (a)	—	3,79,546(e)	5,42,744	7,25,964	8,01,673
Yarn (excluding Cotton Yarn) such as is ordinarily used for the manufacture of belting for machinery *	—	—	—	—	3,309
Miscellaneous— Portland cement	—	—	9,10,892	9,95,516	11,52,633
Printer's ink	—	—	33,484	37,413	44,368
TOTAL OF III.—ARTICLES WHOLLY OR MAINLY MANUFACTURED	9,13,37,730	7,67,64,561	7,85,29,593	7,89,03,780	7,91,16,208
TOTAL OF PART II	23,35,30,006	21,94,11,807	22,76,41,615	22,93,83,085	24,82,60,973
PART III.					
<i>Articles which are liable to duty at 2½ per cent ad valorem</i>					
I.—Food, Drink, and Tobacco—					
Grain, pulse, and flour— Grain and pulse, all sorts, including broken grain and pulse, but excluding flour (b).	25,034	270(e)	—	—	—
Provisions and Oilman's Stores— Vinegar in casks	906	789	920	1,046	900
TOTAL OF I.—FOOD, DRINK, AND TOBACCO	26,050	1,059	920	1,046	900
II.—Raw materials and produce and articles mainly unmanufactured—					
Wood and Timber— Firewood	2,612	1,407	936	1,045	1,510
III.—Articles wholly or mainly manufactured—					
Chemicals, Drugs, and Medicines— Coppers, green	1,465	756	360	445	858
Machinery— Machinery, namely prime-movers, boilers, etc., (excluding locomotive engines and tenders) also machines and sets of machines to be worked by electric, steam, water, fire, or other power, not being manual or animal labour, apparatus and appliances, not to be operated by manual or other animal labour, which are designed for use in an industrial system, control gear and transmission gear, etc. and bare hard drawn electrolytic copperware and cables, etc.	26,80,118	22,70,299	20,09,449	11,23,246	247
Locomotive engines and tenders (d)	3,329†	2,60,065	1,49,055	67,288	..
Component parts of machinery, namely, such parts only as are essential for the working of the machine or apparatus and have been given for that purpose some special shape or quality which would not be essential for their use for any other purpose	15,99,488	18,05,000	13,60,929	8,85,640	1
Healds, Heald Cords, etc.	—	50,801	2,97,127	2,31,376	—
Miscellaneous— Aeroplanes, aeroplane parts, aeroplane engines and aeroplane engine parts	2,240	895	848	6,757	4,455
Printing material, namely, type, leads, brass rules, wooden and metal galleys, shooting sticks, and galleys and metal furniture (h)	73,962	70,969	42,608	23,857	11,235
Racks for withering tea-leaf	356	611	217	125	1,350
Fodder, bran and pollards	3,460	4,709	6,174	4,792	6,095
TOTAL OF III.—ARTICLES WHOLLY OR MAINLY MANUFACTURED	43,78,118	44,64,104	38,66,767	22,93,526	24,247
TOTAL OF PART III	44,06,780	44,65,570	38,66,625	22,95,617	26,657

* Separately recorded from April, 1925.

† Duty collected during the month of March, 1925.

‡ Figures for six months, October, 1-27, to March, 1925.

§ Free of duty from October, 1927. Figures from October, 1927, represent duty collected on the Bills of Entry presented prior to 1st October, 1927.

(a) Separately recorded from June, 1925.

(b) Free of duty from April, 1925.

(c) Represents duty collected on the Bills of Entry presented prior to 1st April, 1925.

(d) Separately recorded from March, 1925.

(e) Figures for ten months, June, 1925, to March, 1926.

(f) Dutiable at 20 per cent. from March, 1927. Figures prior to March, 1927, represent duty realised at 30 per cent. ad valorem.

(g) Separately recorded from October, 1927.

(h) Figures prior to October, 1927, represent duty collected on printing and lithographing materials, etc.

GROSS amount of CUSTOMS duty COLLECTED on the PRINCIPAL and other articles of IMPORTED MERCHANDISE subject to duty, in each OFFICIAL year from 1921-25 to 1928-29—continued

ARTICLES	1921-25	1925-26	1926-27	1927-28	1928-29
	R	R	R	R	R
SCHEDULE II—IMPORT TARIFF—continued					
PART IV.					
<i>Articles which are liable to duty at 10 per cent ad valorem.</i>					
II—Raw materials and produce and articles mainly unmanufactured—					
Metallic ore and scrap iron or steel for remanufacture—					
Iron or steel, old	8,045	7,485	9,492	6,864	9,012
III—Articles wholly or mainly manufactured—					
Hardware, implements and instruments—					
Telegraphic instruments and apparatus, and parts thereof, imported by or under the orders of a Railway Administration	11,287	24,941	18,957	6,199	6,525
Metals—Iron and steel—					
Iron—					
Angle	1,193	618	1,858	1,400	2,474
Bar, rod, channel, including channel for carriages	91,010	1,05,368	65,206	81,516	72,935
Pig	30,831	20,158	8,225	26,480	20,206
Rice bowls	27,958	20,597	30,435	18,566	11,211
Spiegelsen ferro-manganese, ferro-silicon and other ferro-alloys	16,478	14,534	19,397	20,028	19,378
Iron or Steel—					
Anchors and cables	29,841	53,784	86,384	1,08,738	57,327
Beams, joists, pillars, girders, screw-piles, bridge work, and other such descriptions of iron or steel, imported exclusively for building purposes, including also rigging, guttering and continuous roofing	3,48,398	—	—	—	—
Bolts and nuts, including hook-bolts and nuts for roofing	2,04,577	2,90,495	3,28,172	3,20,798	3,214
Discs and circles	—	1,239	10	—	—
Expanded metal †	—	18,598(e)	70,577	69,149	71,440
Hoops and Strips	7,82,537	7,74,187	6,71,193	5,52,466	5,45,075
Nails, rivets, washers, all sorts	7,01,447	5,85,673	5,95,703	5,68,423	9,17,282
Pipes and tubes and fittings therefor, such as bends, boots, elbows, tees, sockets, flanges and the like	14,96,968	10,85,948	11,04,879	16,17,018	11,75,325
Rolls, chairs, sleepers, bearing and fishplates, spikes (commonly known as dogspikes), switches and crossings other than those described under Railway plant and rolling-stock, also lever-boxes, clips and tiebars	62,592	—	—	—	—
Sheets and plates, all sorts, excluding discs and circles	26,53,946	2,48,359	1,43,378	87,026	57,831
Railway track material *	87,047	1,08,885	1,74,233	1,38,960	86,796
Tramway track material *	70,640†	44,274	45,581	54,767	88,066
Wire, barbed and stranded fencing	2,14,765	1,18,056	1,00,263	2,12,529(d)	5,57,182(f)
Wire ropes	—	58,129(e)	2,00,168	1,91,090(e)	—
Iron or Steel designed for the re-inforcing of concrete, not otherwise specified	—	18,07(a)	17,129	34,219	19,839
Steel—					
Angle	1,69,708	5,204	5,619	12,527	11,101
Bar, rod, and channel, including channel for carriages	9,23,097	2,26,323	3,61,162	7,08,750	9,04,753
Alloy, crucible, shear, blister, and tub-steel*	77,235†	87,355	1,06,313	40,799	24,768
Cast including spring, blistered and tub-steel	22,906	—	—	—	—
Expanded metal †	51,482†	51,092(b)	—	—	—
Ingot, blooms, billets and slabs	13,773	6,412	6,318	2,23,670	81,122
Steel (other than bars) made for springs and cutting tools by any process*	67,598†	1,26,329	1,29,675	27,646	5,534
Wire rope ‡	1,53,415†	1,43,230(h)	—	—	—
TOTAL OF IRON AND STEEL					
	84,89,184	42,22,554	42,72,178	51,02,560	46,82,407
Railway plant and rolling-stock—					
Railway materials for permanent-way and rolling-stock, namely, sleepers and fastenings therefor; bearing plates, fish bolts and nuts, chairs, interlocking apparatus, brake-gear, shunting slides, couplings and springs, signals, turn-tables, weigh-bridges, carriages, wagons, traversers, rail ramovers, scooters, trolleys, trucks and component parts thereof; switches, crossings and the like materials made of alloy steel; also cranes and water tanks, when imported by, or under the orders of, a railway company	42,06,195	36,74,780	23,42,447	27,70,650	14,43,372
Component parts of railway materials, namely, such parts only as are essential for the working of railways and have been given for that purpose some special shape or quality which would not be essential for their use for any other purpose	5,42,984	2,07,074	98,598	1,22,853	5,72,845
Miscellaneous—					
Ships and other vessels for inland and harbour navigation, including steamers, launches, boats and barges, imported entire or in sections	1,51,044	1,17,233	87,316	1,00,807	47,850
TOTAL OF III.—ARTICLES WHOLLY OR MAINLY MANUFACTURED					
	1,32,50,694	92,46,582	68,19,491	81,03,169	67,02,999
TOTAL OF PART IV					
	1,82,58,789	92,54,067	68,28,988	81,09,638	67,12,011
PART V.					
<i>Articles which are liable to duty at 15 per cent ad valorem.</i>					
I. Food, Drink, and Tobacco—					
Fish					
fish, including salted fish	44,279	68,695	61,561	56,682	43,002
Fishmeal, including single and scum, and shankins	12,157	13,627	17,978	7,240	9,235
TOTAL OF FISH					
	56,436	1,02,322	79,539	63,922	52,237

* Separately recorded from 13th June 1924.

† Duty collected during 21st June, 1924, to 31st March, 1925

‡ Separately recorded from 13th June, 1924; show under Iron or Steel from January, 1926.

§ Separately recorded from 13th June, 1924, shown under Steel prior to January, 1926.

Duty collected during June, 1925, to March, 1926.

(b) Figures for nine months, April to December, 1925.

(c) Figures for three months, January to March, 1926.

(d) Includes figures for "wire rope" from January to March 1926.

(e) Figures for nine months, April to December, 1927.

(f) Includes figures for "wire rope."

No. 15—continued

GROSS amount of CUSTOMS duty COLLECTED on the PRINCIPAL and other articles of IMPORTED MERCHANDISE subject to duty, in each OFFICIAL year from 1924-25 to 1928-29—continued

ARTICLES	1924-25	1925-26	1926-27	1927-28	1928-29
	R	R	R	R	R
SCHEDULE II—IMPORT TARIFF—continued					
PART V—continued					
<i>Articles which are liable to duty at 15 per cent ad valorem—continued</i>					
Food, Drink, and Tobacco—continued					
Fruits and Vegetables—					
Fruits and vegetables, all sorts, fresh, dried, salted, or preserved	24,04,110	25,86,081	23,21,519	30,38,312	26,03,000
Grain, Pulse, and Flour—					
Flour	7,637	4,176	4,940	18,492	24,691
Provisions and Oilman's Stores—					
Provisions and oilman's stores and groceries, all sorts, excluding vinegar in casks	63,07,316	74,25,108	87,26,257	95,59,811	92,03,270
Spices—					
Spices, all sorts	38,48,243	45,36,073	48,48,007	40,65,656	45,85,276
Tea					
Tea	10,64,241	10,65,163	11,45,676	10,04,203	11,58,264
Other food and drink—					
Coffee	1,15,879	1,34,584	2,36,636	3,28,847	3,32,093
All other sorts of food and drink not otherwise specified	9,978	15,041	16,695	27,161	38,649
TOTAL OF I.—FOOD, DRINK, AND TOBACCO	1,38,13,840	1,58,63,548	1,73,85,259	1,81,01,404	1,79,97,486
II.—Raw materials and produce and articles mainly unmanufactured—					
Gums, Resins and Lac, all sorts, except stick or seed lac—					
Gambier	1,58,018	1,60,316	1,74,231	1,39,548	1,29,277
Arabic	9,563	7,123	21,694	18,907	56,056
Benjamin	1,23,571	1,00,306	1,09,887	1,31,116	1,41,493
Roain	35,045	26,024	40,545	46,098	34,153
All other sorts of gums, gum-resins, and articles made of gum or gum-resin	2,51,496 ^o	1,69,631	1,83,979	1,33,141	1,52,544
TOTAL OF GUMS, ETC.	5,78,588	4,63,800	4,30,306	4,68,800	5,13,523
Oils—					
All sorts of animal, essential, mineral, and vegetable, non-essential oils, excluding petroleum shown under Part II—					
Coconut oil	1,72,592	4,14,515	15,989	5,12,042	8,64,053
All other sorts	11,69,432	14,07,789	9,63,787	12,16,760	13,27,781
TOTAL OF OILS	13,41,024	18,22,254	9,79,726	17,28,802	21,91,834
Seeds—					
Seeds, all sorts, excluding oilseeds, imported into British India by sea from the territories of any Native Prince or Chief in India	90,580	96,064	1,47,587	2,08,474	2,59,343
Tallow, Stearine, and Wax—					
All sorts of stearine, wax, grease and animal fat, not otherwise specified †	5,44,037	5,96,311	6,19,680	3,02,140	1,96,421
Textile Materials—					
Silk waste, and raw silk including cocoons	16,73,365	14,01,949	16,04,094	20,17,004	18,23,120
Raw flax, hemp, jute and all other unmanufactured textile materials not otherwise specified	1,08,201	2,12,505	1,73,228	2,08,044	1,91,310
TOTAL OF TEXTILE MATERIALS	17,76,536	16,15,484	17,77,379	22,25,048	20,19,430

^o * Includes stick or seed lac.

† Figures prior to October, 1927, represent duty collected on tallow, and stearine and wax

No. 15—continued

GROSS amount of CUSTOMS duty COLLECTED on the PRINCIPAL and other articles of IMPORTED MER-
CHANDISE subject to duty, in each OFFICIAL year from 1924-25 to 1928-29—continued

ARTICLES	1924-25	1925-26	1926-27	1927-28	1928-29
	R	R	R	R	R
SCHEDULE II—IMPORT TARIFF—continued					
PART V—continued					
<i>Articles which are liable to duty at 15 per cent ad valorem—continued</i>					
II.—Raw Materials and produce and articles mainly unmanufactured—continued					
Wood and Timber—					
Wood and timber, all sorts, not otherwise specified, including all sorts of ornamental wood	6,24,260	7,45,317	8,67,679	10,45,725	9,47,772
Miscellaneous—					
Canes and rattans	2,06,812	50,638	91,968	85,877	79,680
Cowries and shells	54,854	56,754	56,621	45,057	51,112
Ivory, unmanufactured	3,54,596	2,58,246	2,35,566	2,83,026	2,18,677
Precious stones, unset	8,91,824*	12,16,614*	12,37,827*	14,65,988*	13,99,562*
All other raw materials and produce and articles mainly unmanufactured, not otherwise specified	23,998	27,365	22,304	26,537	30,142
TOTAL OF MISCELLANEOUS	14,81,084	16,39,615	16,44,236	19,06,485	17,78,173
TOTAL OF II.—RAW MATERIALS AND PRODUCE, ETC.	63,86,169	69,72,315	65,16,593	78,86,564	79,06,496
III.—Articles wholly or mainly manufactured—					
Apparel—					
Apparel, including drapery, boots and shoes, and military and other uniforms and accoutrements, etc.	25,26,894	32,48,400	36,95,449	35,50,108	35,33,830
Arms, Ammunition and Military stores—					
Explosives, namely, blasting gunpowder, blasting gelatine, blasting dynamite, blasting roborite, blasting tonite, and all other sorts, including detonators and blasting fuse	4,31,837	3,61,925	3,72,618	3,87,684	3,67,102
Ornamental arms	—	—	49	104	231
Conveyances—					
Conveyances, not otherwise specified, namely, tram cars, motor omnibuses, motor lorries, motor vans, passenger lifts, carriages, carts, jinrikshas, bath chairs, perambulators, trucks, wheelbarrows, bicycles, tricycles and all other sorts of conveyances not otherwise specified, and component parts and accessories thereof, except such parts and accessories of motor vehicles above mentioned as are also adapted for use as parts or accessories of motor cars, motor cycles, or motor scooters	21,96,491	31,96,628	37,41,646	44,13,480	56,35,300
Chemicals, Drugs, and Medicines—					
Asafetida	57,839	26,994	24,078	15,409	31,227
Camphor	3,67,427	3,42,778	3,65,691	4,09,638	4,46,710
Cassia lignea	1,06,950	1,45,213	2,53,670	1,49,866	1,92,376
All other sorts of Chemical products and drugs	49,14,356	49,45,744	54,85,315	56,99,609	56,06,847
TOTAL OF CHEMICALS, DRUGS, AND MEDICINES	55,36,572	54,60,720	61,28,744	62,74,592	62,77,160
Cutlery, Hardware, Implements, and Instruments—					
Cutlery	5,17,426	4,07,327	5,19,460	5,40,756	5,00,016
Hardware, ironmongery and tools, all sorts, not otherwise specified	85,15,109	89,55,061	86,25,272	87,16,871	89,08,135
All other sorts of implements, instruments, apparatus and appliances and parts thereof, not otherwise specified	29,04,587	35,85,677	40,00,715	45,05,050	51,86,558
TOTAL OF CUTLERY, HARDWARE, ETC.	1,19,97,122	1,29,48,065	1,31,54,447	1,37,62,677	1,45,74,709
Dyes, Paints and Colours—					
Alizarine dyes †	9,16,611	2,04,782	4,74,828	2,14,965	—
Aliline dyes †	28,31,980	19,38,237	21,05,077	8,86,584	—
„ salts †	2,50,143	50,112	86,382	40,216	—
Cochineal	27,563	37,336	33,709	59,044	54,016
Gallnuts	6,583	7,575	13,820	9,855	3,024

* Inclusive of duty collected on precious stones imported by post.
† Free of duty from October, 1927.

No. 15—continued

GROSS amount of CUSTOMS duty COLLECTED on the PRINCIPAL and other articles of IMPORTED MERCHANDISE subject to duty, in each OFFICIAL year from 1924-25 to 1928-29—continued

ARTICLES	1924-25	1925-26	1926-27	1927-28	1928-29
	R	R	R	R	R
SCHEDULE II—IMPORT TARIFF—continued					
PART V—continued					
<i>Articles which are liable to duty at 15 per cent ad valorem—continued</i>					
III.—Articles wholly or mainly manufactured—continued.					
Lead, red, dry	1,15,018	1,19,029	1,70,360	1,44,785*	—
" white, dry	52,951	55,608	82,420	48,740*	—
Turpentine	32,978	29,867	64,681	36,317*	—
Vermilion, Caoutchouc	31,970	30,386	25,899	18,019	19,011
Zinc, white, dry	54,027	62,647	56,328	65,056*	—
All other sorts of dyes, paints and colours	18,08,227	18,92,291	20,22,888	23,49,021	25,33,369
TOTAL OF DYES, PAINTS AND COLOURS	61,22,248	44,77,964	51,87,392	38,72,652	26,19,420
Furniture Cabinetware and Manufactures of Wood—					
Furniture, cabinetware and all other manufactures of wood not otherwise specified	15,64,274	16,62,583	13,44,418	15,55,737	16,08,548
Glassware and Earthenware—					
Glass and Glasware, lacquered ware, earthenware, china and porcelain, all sorts, except glass bangles, beads and false pearls	30,72,643	29,61,651	33,71,689	31,57,867	32,00,844
Hides and Skins and leather—					
Hides and skins not otherwise specified, leather and leather manufactures, all sorts, not otherwise specified	4,79,577	4,69,485	5,68,506	5,37,935	5,13,457
Machinery—					
Machinery and component parts thereof, meaning machines or parts of machines to be worked by manual or animal labour	15,32,728	15,24,755	16,88,489	18,03,077	17,30,017
Metals—Iron and Steel—					
All sorts of Iron and Steel, and manufactures thereof, not otherwise specified—					
Cans, tinned	44,781	47,558	74,353	93,489	82,332
All other sorts, including wire netting	5,33,141	6,04,368	7,81,206	6,74,768	5,09,425
TOTAL OF IRON AND STEEL	5,77,922	6,51,926	8,55,559	7,68,257	5,91,757
Metals other than Iron and Steel—					
All sorts of metals other than Iron and Steel, and manufactures thereof, not otherwise specified—					
Brass, patent or yellow metal, sheathing, sheets, braziers, plates, etc.	41,57,482	32,29,867	26,63,589	25,71,127	24,15,010
" all other sorts	8,72,322	9,24,195	10,94,187	6,62,617	31,669
TOTAL OF BRASS	50,29,804	41,54,062	37,57,776	32,33,744	24,47,588
Copper, braziers, sheets, plates and sheathing	20,26,573	20,51,083	17,54,920	14,12,412	15,25,592
" nails and composition nails	1,070	672	2,182	326	—
" ingots, tiles, ingots, cakes, bricks, and slabs	3,40,841	5,04,187	3,76,669	2,57,579	2,57,016
" wire, including phosphor-bronze	35,857	53,827	37,499	53,534	—
" all other sorts	1,83,613	2,24,366	2,32,985	2,22,312	1,10,561
TOTAL OF COPPER	25,87,954	28,34,135	24,04,205	19,46,163	18,93,169
German silver	2,09,600	3,01,252	2,50,000	1,74,455*	—
Lead, all sorts	2,18,190	2,14,791	1,92,253	1,27,157	8,162†
Quicksilver	72,194	87,415	89,100	75,357	1,37,599

* Figures for nine months, April to December, 1927.
† Represent Pigs only.

GROSS amount of CUSTOMS duty COLLECTED on the PRINCIPAL and other articles of IMPORTED MER-
CHANDISE subject to duty, in each OFFICIAL year from 1924-25 to 1928-29—continued

ARTICLES	1924-25	1925-26	1926-27	1927-28	1928-29
	R	R	R	R	R
SCHEDULE II—IMPORT TARIFF—continued					
PART V—concluded.					
<i>Articles which are liable to duty at 15 per cent ad valorem—continued</i>					
III.—Articles wholly or mainly manufactured—concluded					
Metals other than Iron and Steel—continued					
All other sorts of metals	19,72,079	20,08,146	28,59,041	26,24,510	37,89,562
TOTAL OF METALS OTHER THAN IRON AND STEEL	1,00,84,821	95,99,801	90,53,230	81,81,386	84,76,080
Paper, Pasteboard and Stationery—					
<i>Paper and articles made of paper and papier maché, pasteboard, millboard and cardboard all sorts, and stationery, including ruled or printed forms and account and manuscript books, labels, advertising circulars, sheet or card almanacs and calendars, Christmas, Easter, and other cards, including cards in booklet form, including also wastepaper and old newspapers for packing, but excluding trade catalogues and advertising circulars imported by packet, book, or parcel post</i>					
	3,23,953	51,45,455	40,61,102	49,29,335	54,45,698
Yarn and textile fabrics—					
<i>Cotton thread, other than sewing and darning thread, and all other manufactured cotton goods not otherwise specified</i>					
	11,08,832	12,77,570	8,86,179	5,44,601	5,57,801
<i>Flax, twist and yarn, and manufactures of flax</i>					
	3,55,557	4,27,362	4,29,496	5,11,730	4,93,348
<i>Haberdashery and millinery</i>					
	21,21,195	18,86,501	18,11,716	20,30,630	20,44,692
<i>Hemp manufactures</i>					
	55,404	55,207	66,071	31,551	43,128
<i>Hosiery (excluding articles made of silk)</i>					
	11,82,098	15,70,035	21,68,646	21,48,418	25,47,480
<i>Jute twist and yarn, and jute manufactures, excluding second hand or used gunny bags</i>					
	91,033	83,128	1,00,205	92,808	71,334
<i>Silk yarn, noils and warps and silk thread</i>					
	20,11,909	13,60,356	14,64,347	11,97,778	12,60,456
<i>Woolen yarn, knitting wool, and other manufactures of wool including felt</i>					
	52,54,987	59,12,642	59,29,319	69,03,685	62,67,085
<i>All other sorts of yarn and textile fabrics not otherwise specified</i>					
	21,08,478	18,45,799	40,46,942	47,36,715	41,96,168
<i>Silk goods required for medical purposes *</i>					
		55†	829	518	21
Miscellaneous—					
<i>Art, works of</i>					
	28,831	22,637	35,885	34,583	43,528
<i>Bangles, celluloid</i>					
	3,80,267	2,62,971	1,37,787	1,54,745	1,74,704
<i>Brushes and brooms</i>					
	1,44,768	1,71,472	2,00,498	2,00,424	2,00,472
<i>Building and Engineering materials, including asphalt, bricks, cement, chalk and lime, clay, pipes of earthenware, tiles, and all other sorts of building and engineering materials not otherwise specified</i>					
	21,88,097	22,72,311	15,52,053	14,55,327	11,78,074
<i>Candles</i>					
	38,924	35,118	35,174	46,898	30,905
<i>Cinematograph films</i>					
	2,60,709‡	3,54,268‡	4,22,854‡	4,42,330‡	4,99,691‡
<i>Cordage and rope and twine of vegetable fibre</i>					
	2,94,345	3,02,978	2,90,845	2,62,072	1,61,542
<i>Cork yarn</i>					
	—	6,201	2,547	2,169	1,286
<i>Fireworks specially prepared as danger or distress lights for use of ships</i>					
	11,320	4,150	9,961	8,592	2,451
<i>Furniture, tackle and apparel, not otherwise described, for steam, sailing, rowing, and other vessels</i>					
	18,565	19,945	6,892	15,473	9,274
<i>Mats and matting</i>					
	72,160	79,235	86,115	79,028	86,406
<i>Oilcakes</i>					
	1,673	8,938	5,077	3,555	996
<i>Oil-cloth and floor-cloth</i>					
	1,56,098	1,72,537	1,81,178	1,81,734	1,93,778
<i>Packing-Engine and Boiler—all sorts, excluding packing forming a component part of any article included in machinery and railway materials</i>					
	1,32,376	1,58,362	1,34,939	1,71,561	1,38,896
<i>Perfumery, excluding perfumed spirits</i>					
	42,852	50,105	51,915	68,582	77,244
<i>Pitch, tar, and dammer</i>					
	1,45,982	1,77,698	1,27,204	1,67,361	1,23,240
<i>Pollaxes and compositions</i>					
	3,22,902	3,44,463	3,45,578	3,60,016	3,91,734
<i>Rubber tyres and other manufactures of rubber, not otherwise specified</i>					
	8,99,004	9,69,677	10,15,725	10,09,979	9,43,198
<i>Pneumatic rubber tyres and tubes for motor cars, motor lorries, motor cycles, motor scooters, bicycles and tricycles (a)</i>					
	27,69,335	46,02,700	38,80,541	30,09,497	33,10,430
<i>Soap</i>					
	20,44,137	22,02,203	22,87,775	23,81,622	23,45,969
<i>Starch and farina (b)</i>					
	2,39,485	2,60,271	2,64,749	1,22,707	—
<i>Stone and marble, and articles made of stone and marble</i>					
	70,122	1,43,428	1,48,827	1,12,598	92,201
<i>Toilet requisites, not otherwise specified</i>					
	6,69,122	7,06,366	8,36,054	9,46,735	9,92,296
<i>Umbrellas including parasols and sunshades, and fittings therefor</i>					
	7,26,881	7,48,898	7,69,766	9,31,218	8,34,061
<i>All other articles, wholly or mainly manufactured not otherwise specified</i>					
	9,91,605	10,32,205	2,67,451	10,16,856	12,59,781
TOTAL OF MISCELLANEOUS					
	1,25,99,060	1,51,95,167	1,37,37,032	1,31,86,572	1,30,08,186
TOTAL OF III.—ARTICLES WHOLLY OR MAINLY MANUFACTURED					
	7,95,87,293	8,15,54,189	8,46,45,087	8,46,49,295	7,49,58,809
IV.—Miscellaneous and unclassified—					
<i>Coral</i>					
	1,285	3,975	2,064	6,308	11,702
<i>All other articles not otherwise specified, including articles imported by post</i>					
	53,98,316§	55,68,428§	61,31,248§	64,64,725§	64,22,791¶
TOTAL OF IV.—MISCELLANEOUS AND UNCLASSIFIED					
	53,98,632	55,67,403	61,33,312	64,71,033	64,34,493
TOTAL OF PART V					
	10,49,36,934	10,99,62,455	11,46,80,261	11,71,67,206	11,72,91,685

* Separately recorded from June, 1925.
 † Figures for ten months, June 1925 to March, 1926.
 ‡ Inclusive of duty collected on cinematograph films imported by post.
 § Exclusive of duty collected on (i) jewellery, (ii) precious stones, (iii) gold and silver thread, (iv) cigarettes and (v) cinematograph films imported by post.
 ¶ Figures prior to March, 1927, represent duty realized at 20 per cent ad valorem.
 (b) Free of duty from October, 1927.

No. 15—continued

GROSS amount of CUSTOMS duty COLLECTED on the PRINCIPAL and other articles of IMPORTED MERCHANDISE subject to duty, in each OFFICIAL year from 1924-25 to 1928-29—continued

ARTICLES	1924-25	1926-26	1926-27	1927-28	1928-29
	R	R	R	R	R
SCHEDULE II—IMPORT TARIFF—continued					
PART VI					
<i>Articles which are liable to duty at 30 per cent ad valorem</i>					
I.—Food, Drink, and Tobacco—					
Confectionery	7,07,065	8,12,938	8,83,372	8,43,482	8,81,038
II.—Articles wholly or mainly manufactured—					
Arms, ammunition and Military Stores—					
Gunpowder for cannons, rifles, guns, pistols and other sporting purposes	42,190	40,068	45,122	48,317	40,630
All other sorts of arms, etc.	5,17,888	5,15,948	5,25,325	5,05,752	4,81,376
Cutlery, Hardware, Implements and Instruments—					
Clocks and watches and parts thereof	6,50,257	7,00,515	7,83,403	7,72,064	8,10,830
Articles plated with gold and silver	2,16,869	2,78,197	3,14,571	4,77,720	5,38,020
Musical instruments	5,61,787	6,40,653	7,90,465	6,55,840	7,27,597
Glassware and Earthenware—					
Glass bangles and beads and false pearls	40,41,025	40,02,031	31,03,487	28,87,144	28,81,061
Metals—					
Gold plate, gold thread and wire and gold manufactures all sorts	50,881*	65,751*	85,644*	80,128*	53,417*
Silver plate, silver thread and wire and silver manufactures all sorts	4,45,753*	5,37,472*	6,48,417*	4,98,607*	6,02,042*
Yarn and Textile Fabrics—					
Silk piecegoods and other manufactures of silk	90,04,504	78,15,730	78,34,099	86,21,552	87,59,804
Miscellaneous—					
Fire-works	3,91,791	4,14,716	5,71,593	4,26,255	5,11,633
Ivory, manufactured	4,331	3,783	5,375	7,655	6,631
Jewellery and jewels	1,54,991†	4,13,225†	6,67,433†	2,14,092†	2,19,077†
Prints, engravings and pictures, etc.	64,355	68,375	92,649	1,19,906	1,05,022
Smokers' requisites excluding tobacco and matches	2,35,909	2,08,607	2,24,778	2,36,025	1,98,260
Toys, games, playing cards and requisites for games and sports including bird shot	17,76,542	16,13,111	17,85,707	18,77,736	20,37,023
TOTAL OF III—ARTICLES WHOLLY OR MAINLY MANUFACTURED	1,31,55,853	1,72,74,781	1,74,28,078	1,75,79,792	1,79,70,438
TOTAL OF PART VI	1,88,63,322	1,81,87,719	1,83,11,445	1,84,23,224	1,85,51,466
PART VII					
<i>Articles which are liable to protective duty at special rates. ‡</i>					
III.—Articles wholly or mainly manufactured—					
CONVEYANCES—					
Coal tubs, tipping wagons and the like conveyances designed for use on light rail track, if adapted to be worked by manual or animal labour and if made mainly of iron or steel; and component parts thereof made of iron or steel	1,44,441	1,09,375	1,30,243	—	—
(a) if of British manufacture	—	—	—	30,236	23,391
(b) if not of British manufacture	—	—	—	67,163	70,181

* Inclusive of duty collected on gold and silver thread imported by post.
† Inclusive of duty collected on jewellery imported by post.
‡ In force from 13th June, 1924.

GROSS amount of CUSTOMS duty COLLECTED on the PRINCIPAL and other articles of IMPORTED MER-
CHANDISE subject to duty, in each OFFICIAL year from 1924-25 to 1928-29—continued

ARTICLES	1924-25	1925-26	1926-27	1927-28	1928-29
	R	R	R	R	R
SCHEDULE II—IMPORT TARIFF—continued					
PART VII—continued					
<i>Articles which are liable to protective duty at special rates—continued</i>					
III.—Articles wholly or mainly manufactured—continued					
Metals—IRON AND STEEL.					
IRON angle, channel and tee—					
(a) fabricated, all qualities	111	121	7,735	—	—
(i) of British manufacture	—	—	—	791	234
(ii) not of British manufacture	—	—	—	576	3,920
(b) not fabricated, kinds other than galvanized, tinned or lead-coated and other than Crown or superior qualities	3,035	1,418	982	1	—
(i) of British manufacture	—	—	—	1,028	15,019
(ii) not of British manufacture	—	—	—	785	3,523
IRON, COMMON BAR not galvanized, tinned or lead-coated if not of any shape and dimension specified in clause (a) or clause (c) of No. 62	1,74,604	1,27,646	3,10,451	14,416	—
(i) of British manufacture	—	—	—	4,563	4,664
(ii) not of British manufacture	—	—	—	1,47,739	1,34,563
IRON OR STEEL NAILS, wire or French	7,70,067	4,73,270	9,02,860	8,06,406	1,903
BOLTS AND NUTS, including hook bolts and nuts for roofing	—	—	—	—	6,21,677
IRON OR STEEL PIPES and tubes and fittings therefor, if riveted or otherwise built up of plates or sheets.	33,403	83,843	7,443	12,464	—
(a) galvanized	—	—	—	3,813	4,312
(b) not galvanized—					
(i) not under ½-inch thick—					
of British manufacture	—	—	—	4,878	2,887
not of British manufacture	—	—	—	698	3,124
(ii) under ½-inch thick—					
of British manufacture	—	—	—	1,412	6,005
not of British manufacture	—	—	—	75	371
Plates not under ½-inch thick—					
Ship, tank, bridge and Common, not fabricated	6,58,792	11,84,030	8,02,781	10,101	—
Cuttings, all kinds	38,349	56,024	5,110	408	—
All kinds, fabricated	10,15,988	2,54,906	1,72,429	—	—
IRON OR STEEL plates or sheets (including cuttings, discs and circles) not under ½-inch thick and not of cast iron—					
(a) fabricated, all qualities—					
(i) of British manufacture	—	—	—	97,910	61,070
(ii) not of British manufacture	—	—	—	27,942	12,057
(b) not fabricated, chequered and ship, tank, bridge and common qualities—					
(i) of British manufacture	—	—	—	4,38,931	5,15,880
(ii) not of British manufacture	—	—	—	8,77,766	7,64,670
Sheets under ½-inch thick—					
Not fabricated—					
Black whether corrugated or flat	9,92,788	9,62,017	9,85,160	6,804	—
Galvanized whether corrugated or flat	70,23,251	1,27,71,987	1,19,61,738	2,495	—
Cuttings, black or galvanized	82,286	82,150	32,015	408	—

No. 15—continued

GROSS amount of CUSTOMS duty COLLECTED on the PRINCIPAL and other articles of IMPORTED MERCHANDISE subject to duty, in each OFFICIAL year from 1924-25 to 1928-29—continued

ARTICLES	1924-25	1925-26	1926-27	1927-28	1928-29
	R	R	R	R	R
SCHEDULE II—IMPORT TARIFF—continued					
PART VII—continued					
<i>Articles which are liable to protective duty at special rates—continued</i>					
III.—Articles wholly or mainly manufactured—continued					
METALS—IRON AND STEEL—contd.					
IRON OR STEEL sheets (including cuttings, discs and circles) under ½-inch thick—					
(a) fabricated	29,396	26,007	60,058	—	—
(i) galvanized	—	—	—	68,507	45,939
(ii) all other sorts not otherwise specified—					
of British manufacture	—	—	—	14,581	10,354
not of British manufacture	—	—	—	53,926	12,660
(b) not fabricated—					
(i) galvanized	—	—	—	99,49,352	97,44,080
(ii) all other sorts not otherwise specified—					
of British manufacture	—	—	—	6,15,651	8,75,634
not of British manufacture	—	—	—	8,88,819	7,93,486
Discs and circles cut from plates or sheets of the kind specified above—					
Galvanized	—	3,123	2,469	152	—
Not galvanized	—	1,96,558	1,67,654	802	—
IRON OR STEEL WIRE, other than barbed or stranded fencing wire, wire rope or wire netting	2,94,305	4,19,401	3,37,802	4,86,066	11,969
IRON OR STEEL, the original material (but not including machinery) of any ship or other vessel intended for inland or harbour navigation which has been assembled abroad, taken to pieces and shipped for reassembly in India.	—	—	—	1,10,419	1,49,025
Provided that articles dutiable under this item shall not be deemed to be dutiable under any other item.					
IRON OR STEEL RAILWAY TRACK MATERIAL—					
Rails 30 lbs. and over per yard and fish-plates therefor	2,74,162	3,75,809	2,57,272	—	—
Spikes and tie-bars	1,35,224	1,08,512	1,56,146	8,518	—
A.—Rails (including tramway rails the heads of which are not grooved)—					
(a) (i) 30 lbs. per yard and over	—	—	—	13,45,063	5,31,777
(ii) fish-plates therefor	—	—	—	72,242	36,727
(iii) spikes and tie-bars therefor—					
of British manufacture	—	—	—	24,167	18,962
not of British manufacture	—	—	—	1,48,686	1,14,894
Rails under 30 lbs. per yard and fish-plates therefor	3,22,333	1,40,799	1,72,514	11,494	—
(b) under 30 lbs. per yard, and fish-plates, spikes and tie-bars therefor—					
If of British manufacture	—	—	—	14,063	14,931
If not of British manufacture	—	—	—	94,410	86,581
Switches, crossings, etc.	1,79,256	2,11,753	1,97,757	532	—
B.—Switches and crossings and the like materials not made of alloy steel, including switches and crossings and the like materials for tramway rails the heads of which are not grooved—					
(i) for rails 30 lbs. per yard and over	—	—	—	1,55,811	1,44,469
(ii) for rails under 30 lbs. per yard—					
of British manufacture	—	—	—	1,771	3,558
not of British manufacture	—	—	—	5,137	3,868
C.—Sleepers other than cast iron, and keys and distance pieces and the like for use with such sleepers					
—	—	—	—	9,11,029	8,79,256
STEEL, angle and tee, not otherwise specified and beam, channel, zed, trough and piling—					
(a) fabricated	3,18,400	1,58,324	1,14,589	—	—
(i) of British manufacture	—	—	—	59,302	58,066
(ii) not of British manufacture	—	—	—	8,250	4,205
(b) not fabricated	23,29,311	38,95,217	31,41,381	9,607	—
(i) of British manufacture	—	—	—	12,71,609	14,20,636
(ii) not of British manufacture	—	—	—	34,89,803	31,60,198

GROSS amount of CUSTOMS duty COLLECTED on the PRINCIPAL and other articles of IMPORTED MER-
CHANDISE subject to duty, in each OFFICIAL year from 1924-25 to 1928-29—concluded

ARTICLES	1924-25	1925-26	1926-27	1927-28	1928-29
	R	R	R	R	R
SCHEDULE II—IMPORT TARIFF—concluded					
PART VII—concluded					
<i>Articles which are liable to protective duty at special rates—concluded</i>					
III—Articles wholly or mainly manufactured—concluded					
METALS—IRON AND STEEL—contd.					
STEEL, bar and rod, not otherwise specified	49,30,875	45,34,379	48,46,214	30,994	—
(I) of British manufacture	—	—	—	4,12,058	8,91,069
(II) not of British manufacture	—	—	—	39,40,029	25,35,823
STEEL STRUCTURES, fabricated partially or wholly, not otherwise specified, if made mainly or wholly of steel bars, sections, plates—or sheets, for the construction of buildings, bridges, tanks, well-curbs, trestles, towers and similar structures or for parts thereof, but not including builders, hardware, etc.	12,08,996	11,68,254	11,16,102	98,417	—
(I) of British manufacture	—	—	—	10,66,038	10,67,220
(II) not of British manufacture	—	—	—	5,63,473	1,27,957
Tin plates and tin-rod sheets, etc.	17,28,876	18,82,148	18,03,343	22,215	—
Tin plates cuttings	2,551	6,025	729	—	—
STEEL, tin plates and tin-rod sheets, including tin taggers and cuttings of such plates, sheets or taggers	—	—	—	11,79,420	13,08,818
Total of III.—Articles wholly or mainly manufactured	2,26,40,250	2,02,33,181	2,76,93,069	2,96,47,578	2,63,45,038
Paper, pasteboard and stationery*—					
Paper and Stationery	—	12,78,148	23,52,068	25,84,215	28,10,056
Miscellaneous—					
Matches (a)	1,18,91,275	1,18,18,556	88,63,592	52,84,049	24,21,564
Undipped splints such as are ordinarily used for match making (a)	2,05,151	66,526	9,251	69,771	55,318
Veneers such as are ordinarily used for making match boxes including boxes and parts of boxes made of such veneers (a)	9,88,601	4,44,804	45,380	57,656	50,779
TOTAL OF PART VII	3,52,25,277	4,23,31,215	3,69,63,955	3,75,43,869	3,15,82,955
Government Stores including imports by State Railways†—					
Articles liable to protective duties**—					
Steel railway track material	7,19,895‡	3,66,037	1,02,383	—	—
Others	—	17,43,495	9,69,502	—	—
Other railway plant and rolling-stock	—	25,83,416	23,71,609	—	—
Iron and Steel—					
(a) Liable to additional duties—					
of British Manufacture	—	—	—	4,18,180	6,07,917
not of British manufacture	—	—	—	5,57,985	5,07,754
(b) Not liable to additional duties	—	—	—	18,84,004	6,27,441
Paper and Stationery	—	—	—	1,57,505	1,28,780
Railway plant and rolling stock (non-protective)	—	—	—	27,92,508	5,43,742
Others	53,11,122‡	55,43,704	59,84,434	50,58,864	42,84,095
TOTAL OF GOVERNMENT STORES	60,30,817	1,02,46,652	94,27,878	1,06,18,206	67,09,729
GRAND TOTAL	41,82,51,877	41,23,59,865	41,97,21,852	42,36,80,830	42,94,25,175

*Subject to protective duty from 21st September, 1925.
 †Subject to duty from April, 1924.
 ‡Includes the duty collected on "Other Railway plant and rolling-stock" imported on Government account.
 §Includes duties collected on Government Stores other than "Steel railway track material" and "Other railway plant and rolling-stock."
 **In force from 18th June 1924.
 (a) Transferred to "protective special duties" with effect from 25th September, 1923.

No. 16

GROSS AMOUNT of CUSTOMS DUTY collected on EXPORTED MERCHANDISE subject to DUTY, in each
Official year from 1924-25 to 1928-29

ARTICLES	1924-25	1925-26	1926-27	1927-28	1928-29
	R	R	R	R	R
Hides and skins, raw—	—	—	—	—	933
Arsenicated and air dried hides—					
Cows (including calf skins)	5,40,892	5,64,155	6,04,448	8,21,201	7,06,462
Buffaloes (including calf skins)	1,05,251	1,09,549	1,17,180	2,15,598	2,28,858
Dry salted hides—					
Cows (including calf skins)	4,92,916	5,38,593	4,92,818	6,68,923	6,06,049
Buffaloes (including calf skins)	27,798	37,068	38,762	46,011	54,972
Wet salted hides—					
Cows (including calf skins)	1,837	25,847	3,772	43,306	43,280
Buffaloes (including calf skins)	1,040	4,926	3,367	4,168	5,444
Goat and kid skins	14,64,089	18,02,499	18,09,287	18,02,022	19,81,637
Sheep skins	40,968	30,501	12,867	32,098	56,229
Fur—					
Raw (including cuttings)	1,66,29,457	1,68,50,308	1,72,26,152	2,18,09,126	2,11,51,165
Manufactures—					
Sacking†	81,50,289	83,34,191	92,01,725	98,70,925	69,78,123
Hosiery and all other descriptions	1,27,84,173	1,26,20,217	1,30,77,665	1,42,49,040	1,20,70,193
Rice—					
Rice, in the husk	1,56,204	2,04,361	1,56,180	2,17,225	2,71,074
" not in the husk‡	1,22,40,671	1,38,74,897	1,15,11,294	1,04,43,822	96,72,633
" flour	891	1,880	839	904	1,123
Tea*	49,12,133	48,09,836	50,95,621	1,33,223†	—
Government Stores†	5,145	2,968	3,746	2,899	709
TOTAL	5,75,54,104	5,88,72,291	5,93,56,023	6,95,20,296	5,58,27,866

* Free of duty from March, 1927.

† Subject to duty, from April, 1924.

‡ Represents duty realised on shipments that took place prior to 1st March, 1927.

AMOUNT of DRAWBACKS PAID and DUTIES REFUNDED on the PRINCIPAL and othe

ARTICLES	DRAWBACKS						
	1924-25	1925-26	1926-27	1927-28	1928-29	1924-25	1925-26
	R	R	R	R	R	R	R
SCHEDULE II--IMPORT TARIFF							
PART II.							
<i>Articles which are liable to duty at special rates</i>							
I--Food, Drink and Tobacco--							
Fish, salted, wet or dry	1	2	..	1,565	217
Fruits and Vegetables-- Currants	1
Liquors--							
Ale, beer, porter, cider and other fermented liquors	2,114	5,077	3,858	5,199	3,034	6,622	15,087
Spirit	18,630	25,901	6,623	12,222	5,624	2,25,101	1,85,760
Wines	1,194	1,710	702	1,809	1,837	12,548	12,954
Total of Liquors	21,938	32,688	11,183	18,780	9,995	2,44,271	2,13,801
Sugar	72,905	2,84,622	87,460	6,768	2,684	3,35,181	2,82,347
Saccharine	..	16,993	..	656
Salt	4	..	3,13,885	83,025
Tobacco--							
Unmanufactured	19	223	..	1,787
Cigars and Cigarettes	5,262	7,648	9,087	21,408	14,561	12,399	8,013
All other sorts of manufactured tobacco	..	61	274	5,335	2,675	..	406
Total of Tobacco	5,262	7,709	10,261	26,757	17,459	12,399	10,206
Total of I--Food, Drink and Tobacco	1,00,105	3,42,012	1,08,905	52,917	30,189	9,07,301	5,89,598
II--Raw materials and produce and articles mainly unmanufactured--							
Coal, Coke and Patent fuel	27,146	31,008	15,713	21,363	19,090	9,488	23,040
Tin, block	2,644	2,429
Oils--							
Petroleum, all sorts	53,073	1,00,879	1,16,501	1,08,747	87,762	97,435	90,575
Total of II--Raw materials, etc.	80,219	1,31,687	1,32,214	1,27,754	1,09,281	1,06,923	1,13,615
III--Articles wholly or mainly manufactured--							
Arms, Ammunition and Military Stores--							
Fire-arms and parts thereof	18,031	16,687	26,670	25,924	24,452	5,946	6,021
Carrriages and Carts--							
Motor cars, motor cycles and motor scooters *	1,40,488	1,42,209	1,29,725	1,80,519	1,58,047	96,116	72,460
Chemicals, Drugs and Medicines--							
Opium	1	..
Machinery--							
Cotton, hair and canvas ply belting for machinery (a)	229
Yarn and Textile Fabrics--							
Artificial silk yarn and thread †	24,708	3,190
Cotton twist and yarn, etc.	78,660	77,389	60,116	67,655	68,711	21,876	5,631
Woolen goods	4,95,964	4,11,546	4,55,430	3,91,402	3,66,320	5,15,818	5,62,442
Silk mixtures	..	115	560	1,915	1,686	..	1,387
Total of Yarn and Textile Fabrics	5,69,624	4,89,050	5,16,106	4,85,880	4,39,907	5,37,694	5,69,960
Portland Cement	1,874	979	153
Printer's ink	32	112
Total of III--Articles wholly or mainly manufactured	7,48,141	6,47,946	6,74,375	6,63,334	6,22,900	6,39,757	6,48,441
Total of Part II	9,28,465	11,21,645	9,15,494	8,44,005	7,62,320	16,54,981	18,51,652
PART III.							
<i>Articles which are liable to duty at 2½ per cent ad valorem</i>							
I--Food, Drink and Tobacco--							
Grain and Pulse (excluding flour)	55	1
Provisions and Oilman's Stores, Vinegar in Casks	1	6	..
Total of I--Food, Drink and Tobacco	1	61	1
II--Raw materials and produce and articles mainly unmanufactured--							
Wood and Timber-- Firewood
Total of II--Raw materials, etc.

* Dutiable at 20 per cent. from March, 1927.
† Separately recorded from October, 1927.
(a) Separately recorded from April 1928.

ARTICLES IMPORTED and EXPORTED, in each Official Year from 1924-25 to 1928-29

REFUNDS			TOTAL					ARTICLES
1926-27	1927-28	1928-29	1924-25	1925-26	1926-27	1927-28	1928-29	
R	R	R	R	R	R	R	R	
166	47	41	1,565	217	107	40	41	SCHEDULE II—IMPORT TARIFF PART II. <i>Articles which are liable to duty at special rates</i> I—Food, Drink and Tobacco— Fish, salted, wet or dry Fruits and Vegetables— Currants Liquors— Ale, beer, porter, elder and other fermented liquors Spirit Wines Total of Liquors Sugar Saccharine Salt Tobacco— Unmanufactured Cigars and Cigarettes All other sorts of manufactured tobacco TOTAL Total of I—Food, Drink and Tobacco
..	..	3	4	
17,687	22,574	29,160	6,736	20,164	21,495	27,773	32,194	
2,03,899	2,27,277	1,79,138	2,43,731	2,11,661	2,16,462	2,39,499	1,84,762	
16,365	14,415	19,061	13,742	14,664	17,067	15,724	20,598	
2,37,841	2,64,266	2,27,359	2,66,209	2,46,489	2,49,024	2,82,996	2,37,354	
2,22,531	2,18,083	2,27,597	4,08,086	5,66,969	3,09,991	2,24,851	2,30,281	
76	..	26		16,998	76	656	26	
73,648	1,00,883	1,21,282	3,13,885	83,025	73,648	1,00,887	1,21,282	
3,855	5,259	3,989	17,661	1,787	3,855	5,269	4,312	
3,306	11,917	7,392		15,661	13,293	33,320	21,953	
577	808	5,333		467	851	6,143	8,058	
7,738	17,975	16,764	17,661	17,915	17,999	44,732	34,223	
5,42,000	6,01,204	5,93,072	10,07,406	9,31,608	6,50,905	6,54,121	6,23,211	Total of I—Food, Drink and Tobacco
2,071	731	1,129	36,634	54,048	17,784	22,094	20,819	II—Raw materials and produce and articles mainly unmanufactured— Coal, Coke and Patent fuel Tin, block Oils— Petroleum, all sorts Total of II—Raw materials, etc.
..	3,118	1,183	5,757	3,612	
52,028	42,071	53,510	1,50,508	1,91,254	1,68,529	1,45,318	1,41,272	
54,999	45,915	55,822	1,87,142	2,45,302	1,86,313	1,73,669	1,65,103	
4,926	5,778	16,111	23,977	22,708	31,596	31,702	40,563	III—Articles wholly or mainly manufactured— Arms, Ammunition and Military Stores— Fire-arms and parts thereof Carriages and Carts— Motor cars, motor cycles and motor scooters* Chemicals, Drugs and Medicines— Opium Machinery— Cotton, hair and canvas ply belting for machinery (a) Yarn and Textile Fabrics— Artificial silk yarn and thread † Cotton twist and yarn, etc. .. piecegoods Silk mixtures Total of Yarn and Textile Fabrics Portland Cement Printer's Ink Total of III—Articles wholly or mainly manufactured Total of Part II
75,581	88,409	1,02,523	2,56,602	2,14,669	2,05,306	2,38,928	2,60,570	
..	1	
..	..	4,791	5,020	
..	1,291	5,023	26,999	3,213	
3,025	3,095	14,429	25,536	83,020	62,144	70,950	83,140	
6,40,571	5,70,171	5,70,856	10,11,732	9,73,938	10,96,001	9,61,573	9,37,176	
1,372	1,208	1,397	..	2,602	2,432	3,723	3,083	
6,44,471	5,75,765	5,91,705	11,07,313	10,59,010	11,00,577	10,61,645	10,31,612	
593	4,506	6,329	2,472	5,485	6,482	
220	297	216	220	329	328	
7,25,796	6,74,755	7,21,675	13,87,898	12,96,387	14,00,171	13,38,089	13,44,575	
13,21,893	13,21,374	13,70,599	25,82,446	24,73,297	22,37,389	21,65,879	21,32,339	
31	55	1	31	PART III. <i>Articles which are liable to duty at 2½ per cent ad valorem</i> I—Food, Drink and Tobacco— Grain and Pulse (excluding flour) Provisions and Oilman's Stores, Vinegar in Casks Total of I—Food, Drink and Tobacco
3	..	35	5	..	4	..	35	
34	..	35	60	1	35	..	35	
..	II—Raw materials and produce and articles mainly unmanufactured— Wood and Timber— Firewood Total of II—Raw materials, etc.
..	

Figures prior to March, 1927, represent duty realised at 30 per cent. ad valorem.

AMOUNT of DRAWBACKS PAID and DUTIES REFUNDED on the PRINCIPAL and other

ARTICLES	DRAWBACKS						
	1924-25	1925-26	1926-27	1927-28	1928-29	1924-25	1925-26
SCHEDULE II—IMPORT TARIFF—continued							
PART III—continued							
<i>Articles which are liable to duty at 3½ per cent ad valorem—continued</i>							
III—Articles wholly or mainly manufactured—							
Chemicals, etc.—							
Copperas, green	1
Machinery*	8,075	9,018	6,625	7,427	2,529	2,48,804	51,647
Miscellaneous—							
Aeroplanes, aeroplane engines and parts thereof	647	..	40	144	917	102
Printing and lithographing materials	350	191	137	210	134	529	469
Bags for the withering of tea leaf
Fodder, bran and pollards	386	259
Total of III—Articles wholly or mainly manufactured	8,425	9,856	6,762	7,677	2,807	2,50,636	52,478
Total of Part III	8,425	9,856	6,762	7,677	2,807	2,50,636	52,478
PART IV.							
<i>Articles which are liable to duty at 10 per cent ad valorem</i>							
II—Raw materials and produce and articles mainly unmanufactured—							
Metallic ores and scrap iron or steel for re-manufacture—							
Iron or Steel, old	252	154
III—Articles wholly or mainly manufactured—							
Hardware, Implements and Instruments—							
Telegraphic instruments and apparatus and parts thereof imported by or under the orders of a Railway Administration	4,857	49	13,664	..
Metals—							
Iron and Steel—							
Iron	178	..	22	31,615	376
Iron or Steel	7,990	4,306	4,450	5,097	10,429	1,28,006	15,273
Steel	482	1,457	1,489	5,848	174	71,310	123,433
Total of Metals—Iron and Steel	8,472	5,763	6,117	10,945	10,625	2,30,940	39,082
Railway plant and rolling stock	2,897	133	1,153	3,652	249	28,34,313	76,785
Ships and other vessels, etc.	357	928	748	780	2,16,694	1,613
Total of III—Articles wholly or mainly manufactured	16,226	6,302	8,198	15,345	11,654	32,95,611	1,17,480
Total of Part IV	16,226	6,302	8,198	15,345	11,654	32,95,611	1,17,634
PART V.							
<i>Articles which are liable to duty at 15 per cent ad valorem</i>							
I—Food, Drink and Tobacco—							
Fish	131	458	289	354	31	187	188
Fruits and Vegetables	18,208	10,711	8,241	8,089	11,049	4,129	9,732
Grain, Pulse and Flour—							
Flour	9	81	48	708	4	..
Provisions and Oilman's Stores	36,616	59,465	37,648	29,475	51,787	18,565	19,262
Spices	1,56,273	2,78,669	86,178	20,148	8,934	11,127	7,034
Tea	5,493	10,923	7,475	3,352	3,748	1,71,366	27,585
Other Food and Drink—							
Coffee	58	470	24	44	68	30	142
Other sorts	423	85	225	54	401
Total of Other Food and Drink	486	555	24	44	288	84	543
Total of I—Food, Drink and Tobacco	2,17,133	3,60,760	1,39,931	61,805	76,543	2,00,462	64,344

* Free of duty from October, 1927;

ARTICLES IMPORTED and EXPORTED, in each Official Year from 1924-25 to 1928-29—continued

REFUNDS			TOTAL					ARTICLES
1926-27	1927-28	1928-29	1924-25	1925-26	1926-27	1927-28	1928-29	
R	R	R	R	R	R	R	R	
..	12	1	..	12	..	SCHEDULE II—IMPORT TARIFF —continued PART III—continued <i>Articles which are liable to duty at 2½ per cent ad valorem</i> —continued III—Articles wholly or mainly manufactured— Chemicals, etc.— Copperas, green Machinery *
50,810	68,225	26,269	2,56,879	60,665	57,435	75,652	28,798	
490	972	967	917	749	490	1,012	1,111	Miscellaneous— Aeroplanes, aeroplane engines and parts thereof Printing and Lithographing materials Racks for the withering of tea leaf Fodder, bran and pollards
1,639	162	497	879	660	1,776	372	631	
..	
1,732	1,732	2,169	386	259	1,132	1,732	2,169	
54,071	71,103	29,902	2,59,061	62,334	60,833	78,780	32,709	Total of III—Articles wholly or mainly manufactured
54,105	71,103	29,937	2,59,121	62,335	60,868	78,780	32,744	Total of Part III
84	415	246	252	154	84	415	246	PART IV <i>Articles which are liable to duty at 10 per cent ad valorem.</i> II—Raw materials and produce and articles mainly unmanufactured— Metallic ores and scrap iron or steel for remanufacture— Iron or Steel, old
115	12	18	18,521	49	115	12	18	III—Articles wholly or mainly manufactured— Hardware, Implements and Instruments— Telegraphic instruments and apparatus and parts thereof imported by or under the orders of a Railway Administration. Metals— Iron and Steel— Iron Iron or Steel Steel
1,368	1,390	1,854	31,615	376	1,576	1,390	1,876	Total of Metals—Iron and Steel
30,981	53,540	37,757	1,35,996	10,579	35,431	53,637	48,186	
1,704	32,277	5,390	71,801	24,390	3,193	38,125	5,564	
34,083	87,207	45,001	2,39,412	44,845	40,200	98,152	55,626	
2,70,673	19,994	3,33,340	28,37,210	76,918	2,71,826	23,646	3,33,589	Railway plant and rolling stock Ships and other vessels, etc.
1,023	1,598	909	2,16,694	1,070	1,951	2,346	1,680	
3,05,894	1,08,811	3,79,268	33,11,837	1,23,782	3,14,992	1,24,166	3,90,922	Total of III—Articles wholly or mainly manufactured
3,05,978	1,09,226	3,79,514	33,12,089	1,23,936	3,14,176	1,24,571	3,91,168	Total of Part IV
603	466	306	318	646	692	820	337	PART V <i>Articles which are liable to duty at 15 per cent ad valorem.</i> I—Food, Drink and Tobacco— Fish Fruits and Vegetables Grain, Pulse and Flour— Flour Provisions, and Oilman's Stores Spices Tea Other Food and Drink— Coffee Other sorts
12,817	4,773	8,859	22,337	20,443	21,058	12,862	19,908	Total of Other Food and Drink
42	2,773	14,085	4	9	123	2,816	14,793	Total of I—Food, Drink and Tobacco
21,269	38,905	29,453	50,181	78,727	58,917	68,380	81,240	
15,757	21,076	7,636	1,67,405	2,85,708	1,01,930	41,224	16,620	
15,125	6,588	7,126	1,76,829	38,508	22,600	9,940	10,374	
354	652	825	88	612	378	696	888	
1	..	184	482	456	1	..	409	
355	652	1,009	570	1,098	379	696	1,297	
65,968	75,233	63,524	4,17,644	4,25,134	2,05,899	1,36,733	1,45,069	

AMOUNT of DRAWBACKS PAID and DUTIES REFUNDED on the PRINCIPAL and other

ARTICLES	DRAWBACKS					DUTIES REFUNDED	
	1924-25	1925-26	1926-27	1927-28	1928-29	1924-25	1925-26
	₹	₹	₹	₹	₹	₹	₹
SCHEDULE II—IMPORT TARIFF—continued							
PART V—continued							
<i>Articles which are liable to duty at 15 per cent ad valorem—continued</i>							
II—Raw materials and produce and articles mainly unmanufactured—							
Gums, resins and lac	5,042	5,155	1,115	3,846	1,668	1,062	484
Oils, all sorts, excluding petroleum shown under Part II	3,643	2,074	10,929	2,123	2,958	3,328	8,709
Seeds	31	86	268	2,677	2,127	551	102
All sorts of Stearine, Wax, grease, etc.	5,766	463	307	385	733	591	2,402
Textile materials—							
Silk, waste, and raw silk including cocoons	22,261	10,400	48,785	22,923	3,383	72	147
Raw Flax, Hemp, Jute and all other unmanufactured textile materials not otherwise specified	434	5	15
Wood and Timber	229	15	140	120	3,467	11,485	8,031
Miscellaneous—							
Canes and Batts	42	20	508	161	251
Cowries and shells	216	115	..	3	185	104	340
Ivory, unmanufactured	37,197	23,490	19,013	5,180	6,688	..	1,648
Precious stones, unset	2,84,577	1,50,052	2,81,103	2,56,620	1,24,560	..	45
All other raw materials	233	498	18	1,266	1,049	2,764	549
Total of Miscellaneous	3,22,265	1,79,184	2,99,134	2,63,069	1,32,975	3,029	2,828
Total of II—Raw materials, etc.	3,59,671	1,97,377	3,04,678	2,95,148	1,47,276	20,118	22,718
III—Articles wholly or mainly manufactured—							
Apparel							
Arms, Ammunition and Military Stores—							
Explosives, etc.	138	123	89	162	1,910	724
Conveyances	4,747	5,953	11,516	11,092	10,274	17,402	11,023
Chemicals and Drugs and Medicines	22,581	18,905	14,701	24,503	20,489	54,081	39,023
Cutlery, Hardware, Implements and Instruments—							
Cutlery	2,630	2,963	4,925	1,764	1,914	3,597	2,070
Hardware	1,12,724	1,04,582	1,12,049	1,22,077	1,14,743	1,64,689	43,802
All other sorts of Implements and Instruments, etc.	22,820	13,071	13,555	30,355	26,819	89,678	29,476
Total of Cutlery, Hardware, etc.	1,38,174	1,20,616	1,31,529	1,54,696	1,43,476	2,48,964	75,348
Dyes and Colours	40,249	37,696	40,021	1,90,750	64,635	1,80,586	51,207
Furniture, Cabinetware and manufactures of wood	2,502	1,511	7,249	14,810	1,12,977	4,133	8,725
Glassware and Earthenware	33,102	32,562	34,657	20,506	18,254	35,246	10,041
Hides and Skins and Leather	888	2,127	1,008	7,724	3,295	7,984	1,428
Machinery	5,317	5,959	12,810	7,203	4,032	12,139	11,553
Metals—							
Iron and Steel	2,213	21,325	11,431	17,201	32,326	5,029	3,361
Metals other than Iron and Steel—							
Brass	9,663	6,907	2,645	3,981	5,854	6,499	1,197
Copper	57,857	70,658	67,023	17,886	4,499	69,752	48,213
German Silver	5,482	1,500	714	1,420	..	44	1,122
Lead	225	28	119	135
Quicksilver	770	56	293	260	96	19,582	2,111
						30	177

ARTICLES IMPORTED and EXPORTED, in each Official Year from 1924-25 to 1928-29—continued

REFUNDS			TOTAL					ARTICLES
1926-27	1927-28	1928-29	1924-25	1925-26	1926-27	1927-28	1928-29	
B	R	B	B	B	B	R	R	
1,230	2,286	867	6,104	5,639	2,345	6,082	2,555	SCHEDULE II—IMPORT TARIFF
18,714	13,077	14,415	6,966	16,783	38,643	15,200	17,368	—continued
2,066	4,797	5,448	582	188	2,334	7,474	7,575	PART V—continued
2,500	508	987	6,357	2,865	2,807	893	1,070	Articles which are liable to duty at 15 per cent ad valorem
8,969	3,741	107	22,333	10,547	52,754	26,664	3,440	—continued
4	62	118	439	15	4	62	118	II—Raw materials and produce and articles mainly unmanufactured—
5,808	6,629	27,781	11,714	8,046	5,748	6,749	81,248	Gums, resins and lac
								Oils, all sorts, excluding petroleum shown under Part II
								Seeds
								All sorts of Stearine, Wax, grease, etc.
								Textile materials—
								Silk, waste, and raw silk including cocoons
								Raw Flax, Hemp, Jute and all other unmanufactured textile materials not otherwise specified
								Wood and Timber
								Miscellaneous—
799	305	164	208	280	799	805	672	Canes and Rattans
429	1,508	190	320	455	429	1,506	375	Cowries and Shells
199	55	68	37,197	30,133	18,212	5,235	6,751	Ivory, unmanufactured
2,906	2,84,577	1,50,097	2,34,009	2,56,620	1,24,550	Precious stones, unset
794	2,310	451	2,997	1,047	812	3,576	1,500	All other raw materials
5,127	4,173	878	3,25,294	1,82,012	3,04,261	2,67,242	1,33,648	Total of Miscellaneous
44,218	35,223	50,546	3,79,789	2,20,095	4,08,396	3,30,366	1,97,822	Total of II—Raw materials, etc
43,303	62,160	65,060	71,030	62,627	71,801	39,016	94,790	III—Articles wholly or mainly manufactured—
743	23	35	1,919	862	371	111	197	Apparel
25,467	20,152	43,888	22,149	16,976	36,983	31,244	54,160	Arms, Ammunition and Military Stores
58,932	51,429	37,436	76,662	58,918	68,633	75,932	57,925	Explosives, etc.
								Conveyances
								Chemicals and Drugs and Medicines
								Cutlery, Hardware, Implements and Instruments—
3,429	6,311	5,232	6,227	5,033	3,354	8,575	7,146	Cutlery
68,041	44,573	63,311	2,77,413	1,48,384	1,30,000	1,66,650	1,78,554	Hardware
44,658	43,641	56,690	1,08,498	42,547	63,208	74,496	83,500	All other sorts of Implements and Instruments, etc.
1,16,128	95,025	1,25,733	3,87,138	1,95,904	2,51,652	2,49,721	2,69,209	Total of Cutlery, Hardware, etc.
33,365	20,985	12,084	2,20,835	88,908	74,306	2,11,744	76,719	Dyes and Colours
3,331	12,103	5,838	6,640	10,236	10,530	26,913	1,18,865	Furniture, Cabinetwork and manufactures of wood
11,029	14,252	19,654	63,848	42,603	45,636	34,758	37,908	Glassware and Earthenware
2,023	5,657	3,271	8,872	3,555	3,726	13,381	6,566	Hides and Skins and Leather
13,531	22,935	22,641	17,456	17,512	26,341	30,038	26,678	Machinery
651	3,996	14,077	7,242	24,686	12,112	21,197	47,303	Metals—
								Iron and Steel
								Metal other than Iron and Steel—
2,191	1,914	239	16,163	8,104	4,336	6,375	6,093	Brass
21,376	4,187	12,843	1,27,609	1,13,871	88,399	22,073	17,342	Copper
..	5,526	2,622	714	1,420	..	German Silver
1,048	1,495	314	19,307	2,130	1,167	1,630	314	Lead
141	244	197	300	233	431	504	293	Quicksilver

AMOUNT of DRAWBACKS PAID and DUTIES REFUNDED on the PRINCIPAL and other

ARTICLES	DRAWBACKS					DUTIES REFUNDED	
	1924-25	1925-26	1926-27	1927-28	1928-29	1924-25	1925-26
SCHEDULE II—IMPORT TARIFF—continued							
PART V—continued							
<i>Articles which are liable to duty at 15 per cent ad valorem—continued</i>							
III—Articles wholly or mainly manufactured—continued							
<i>Metals other than Iron and Steel—continued</i>							
Tin	13,259	4,198	18,099	—	..	16,886	24,004
Other metals	900	486	311	814	1,787	10,774	1,538
Total of Metals other than Iron and Steel	93,316	83,783	84,204	24,478	12,286	1,32,567	74,317
Paper, Pasteboard and Stationery	25,760	19,452	8,724	7,494	9,321	38,702	44,271
Yarn and Textile Fabrics—							
<i>Cotton thread, other than sewing and darning thread, and all other manufactured cotton goods not otherwise specified.</i>	23,623	18,923	11,636	4,533	3,238	7,753	5,879
Flax twist and yarn and manufactures	1,167	456	1,703	1,274	257	27,810	1,385
Haberdashery and Millinery	6,613	7,022	8,383	6,115	5,528	7,275	17,520
Hemp manufactures	58	..	873	140	26	737	415
Hosiery excluding articles made of silk	2,141	3,558	8,710	14,009	13,377	8,068	3,924
Jute twist and yarn and manufactures	43	190	490	114	293	1,270	271
Silk yarn, moles and warps	23,398	46,800	43,067	30,640	18,412	1,937	18
Woolen yarn and manufactures	21,000	24,502	31,425	24,861	40,415	14,240	26,767
All other sorts of yarn and textile fabrics, not otherwise specified	14,056	31,253	38,042	47,704	47,683	3,999	7,011
Total of Yarn and Textile Fabrics	93,099	1,32,204	1,44,328	1,29,390	1,23,664	68,089	63,130
Miscellaneous—							
Art, works of	59	107	3	125	13	2,860	1,160
Bangles, celluloid	91	1,219	1,508	2,337	97	728	124
Brushes and Brooms	2,014	1,505	852	258	476	11,270	471
Building and Engineering materials	3,054	3,868	1,329	906	938	71,838	8,430
China clay
Candles	212	133	2	33	31	12	19
Cinematograph films	14,451	19,197	16,950	18,199	41,472	322	664
Cordage and Rope and Twines of Vegetable fibre	813	233	637	589	1,967	274	798
Fireworks, specially, prepared as danger or distress lights for the use of ships.	206
Furniture, tackle and apparel, not otherwise specified, for steam, sailing, rowing and other vessels.	30	4,550	..	166	130
Mats and Matting	550	436	694	1,133	612	382	17
Oilcakes	22
Oilcloth and Floorcloth	114	30	360	239	429	38,695	76
Packing-Engine and Boiler, all sorts	741	58	5,018	580
Perfumery (excluding perfumed spirit)	1,582	1,685	3,037	13,898	4,930	687	748
Pitch, Tar and Dammer	9	..	10	389	120	3,003	502
Polishes and compositions	736	1,845	795	682	1,570	3,027	733
Rubber tyres and other manufactures of rubber	4,392	2,183	3,669	2,627	2,930	10,981	13,768
Pneumatic rubber tyres and tubes for motor cars, motor cycles, etc.*	10,653	17,341	7,405	9,773	5,929	7,185	54,413
Soap	24,267	31,432	12,453	12,027	6,124	2,244	2,334
Starch and Farina†	506	..	13	..	106	298
Stone and Marble and articles thereof	31	138	152	75	32	2,044	903
Tollet requisites	3,216	2,194	1,904	2,934	2,572	3,460	4,314
Umbrellas and fittings therefor	233	953	683	1,093	491	297	929
All other articles not otherwise specified	3,667	9,573	8,163	55,154	10,913	46,435	63,326
Total of Miscellaneous	74,223	99,123	60,596	1,23,346	82,234	2,00,008	1,55,623
Total of III—Articles wholly or mainly manufactured	5,66,555	6,08,417	5,96,990	7,60,145	6,72,105	10,53,400	6,86,433
IV—Miscellaneous and unclassified—							
Coral	136
All other articles including articles imported by post	3,59,455	3,64,486	96,656	62,669	33,824	1,18,31,451	7,04,701
Total of Part V	15,02,863	14,71,070	11,93,255	11,79,462	9,29,750	1,31,05,431	19,77,332

* Figures, prior to March 1927, represent duty realised at 30 per cent, ad valorem.
 † Free of duty from October, 1927.

ARTICLES IMPORTED and EXPORTED, in each Official Year from 1924-25 to 1928-29—continued

REFUNDS			TOTAL					ARTICLES
1926-27	1927-28	1928-29	1924-25	1925-26	1926-27	1927-28	1928-29	
R	R	R	R	R	R	R	R	
1,941	—	..	35,145	29,162	15,040	—	..	SCHEDULE II—IMPORT TARIFF —continued PART V—continued <i>Articles which are liable to duty at 15 per cent ad valorem—continued</i> III—Articles wholly or mainly manufactured—continued Metals other than Iron and Steel—continued
3,424	3,319	3,698	20,784	1,959	3,735	4,133	5,485	Tin Other metals
30,121	11,159	17,291	2,25,783	1,58,100	1,14,325	35,635	29,527	Total of Metals other than Iron and Steel
41,122	89,473	29,574	64,462	63,723	49,346	96,967	38,895	Paper, Pasteboard and Stationery
10,632	4,744	3,004	31,276	24,802	22,268	9,277	6,237	Yarns and Textile Fabrics— Cotton thread, other than sewing and darning thread and all other manufactured cotton goods not otherwise specified
908	1,263	1,481	23,977	1,841	2,610	2,537	1,778	Flax twist and yarn and manufactures
12,235	15,732	26,503	13,688	24,542	20,613	21,637	32,031	Haberdashery and Millinery
254	313	75	705	415	1,127	453	101	Hemp manufactures
4,720	4,216	1,431	5,209	7,482	13,430	13,225	14,808	Hosiery excluding articles made of silk
908	1,283	375	1,313	461	1,393	1,397	663	Jute twist and yarn and manufactures
..	312	349	25,935	46,318	43,067	30,852	13,761	Silk yarn; holls and warps
21,195	18,407	38,697	35,840	51,209	52,620	43,268	79,112	Woolen yarns and manufactures
7,867	13,138	27,155	13,055	33,264	45,909	60,842	74,238	All other sorts of yarn and textile fabrics, not otherwise specified
58,719	59,368	99,070	1,61,183	1,95,334	2,03,047	1,88,748	2,27,734	Total of Yarn and Textile Fabrics
5,393	153	2,046	2,919	1,257	5,396	378	2,059	Miscellaneous— Art, works of
230	..	229	319	1,343	1,733	2,337	323	Bangles, celluloid
770	367	314	13,234	1,976	1,622	625	789	Brushes and Brooms
7,755	15,740	20,477	79,942	12,302	9,084	16,546	21,415	Building and Engineering materials
..	China clay
247	11	10	224	152	249	44	41	Candles
3,441	1,331	4,237	14,773	19,361	20,391	19,530	45,709	Cinematograph films
1,764	443	571	1,036	1,031	2,401	1,032	2,538	Cordage and Rope and Twine of Vegetable fibre
..	..	447	653	Fireworks, specially prepared as danger or distress lights for the use of ships.
94	..	555	30	4,550	94	166	695	Furniture, tackle and apparel, not otherwise specified for steam, sailing, rowing and other vessels
91	541	209	932	453	785	1,724	1,021	Mats and Matting
7	2	433	..	22	7	2	438	Oilcakes
169	216	124	33,309	106	549	455	553	Oilcloth and Floorcloth
177	267	113	5,018	530	177	1,008	171	Packing Engine and Boiler, all sorts
723	1,098	1,233	2,239	2,433	3,765	14,996	6,113	Perfumery (excluding perfumed spirit)
403	343	191	3,102	502	413	732	311	Pitch, Tar and Dammer
2,321	430	346	3,763	2,573	3,106	1,162	1,916	Polishes and compositions
5,435	5,541	3,453	15,373	15,951	9,104	3,163	6,333	Rubber tyres and other manufactures of rubber
74,978	40,712	26,712	17,333	71,754	32,373	50,435	32,641	Pneumatic rubber tyres and tubes for motor cars, motor cycles, etc.*
4,220	4,145	3,367	26,511	34,236	16,673	16,172	9,491	Soap
109	740	..	103	304	109	753	..	Starch and Farina†
2,024	1,593	1,565	2,125	1,041	2,176	1,671	1,597	Stone and Marble and articles thereof
3,463	3,425	3,233	6,676	7,003	5,372	9,359	5,360	Toilet requisites
1,136	1,272	773	530	1,332	1,369	2,365	1,269	Umbrellas and fittings therefor
20,424	2,24,554	17,933	49,102	72,399	23,537	2,79,703	23,346	All other articles not otherwise specified
1,35,454	3,02,977	33,596	2,30,231	2,54,751	1,96,059	4,26,323	1,70,330	Total of Miscellaneous
5,68,960	7,71,533	5,35,196	16,19,955	11,93,350	11,65,959	15,31,723	12,57,301	Total of III—Articles wholly or mainly manufactured
..	136	IV—Miscellaneous and unclassified—
2,37,092	3,32,300	4,73,372	1,21,90,906	10,09,137	3,93,743	3,94,969	5,12,196	Coral All other articles including articles imported by post
9,76,247	12,14,339	11,32,633	1,46,08,234	23,43,403	21,74,502	23,93,301	21,12,333	Total of Part V

AMOUNT of DRAWBACKS PAID and DUTIES REFUNDED on the PRINCIPAL and other

ARTICLES	DRAWBACKS					DRAWBACKS	
	1924-25	1925-26	1926-27	1927-28	1928-29	1924-25	1925-26
	R	R	R	R	R	R	R
SCHEDULE II—IMPORT TARIFF—							
<i>concluded</i>							
PART VI							
<i>Articles which are liable to duty at 30 per cent ad valorem</i>							
I—Food, Drink and Tobacco—							
Confectionery	8,612	5,653	268	1,208	941	3,254	3,150
III—Articles wholly or mainly manufactured—							
Arms, Ammunition and Military Stores—							
Gunpowder for cannons, rifles, guns, pistols and other sporting purposes	46	..	316	..
All other sorts of arms, etc.	2,269	910	506	90	1,015	2,397	1,821
Cutlery, Hardware, Implements and Instruments—							
Clocks and watches and parts thereof	26,392	14,381	30,271	23,290	21,642	5,591	3,662
Articles plated with gold and silver	5,312	5,634	14,087	7,792	6,360	5,106	5,544
Musical instruments	3,912	4,776	3,671	11,524	3,382	7,509	7,266
Glassware and Earthenware—							
Glass bangles and beads and false pearls	27,880	22,141	10,855	11,052	8,366	7,028	9,619
Metals—							
Gold plate, gold thread, etc.	5,661	5,835	1,268	1,492	899	770	2,039
Silver plate, silver thread, etc.	12,185	20,349	32,232	40,576	21,578	7,840	4,898
Yarn and Textile Fabrics—							
Silk piecegoods and other manufactures of silk	38,500	28,200	20,063	76,248	16,942	1,06,770	77,409
Miscellaneous—							
Fireworks	2,299	5,541	1,464	1,671	1,880	77	526
Ivory, manufactured	29	73	..	8	326	..	45
Jewellery and jewels	1,76,846	1,10,783	49,143	3,83,504	76,204	381	237
Prints, engravings and pictures, etc.	1,366	886	793	1,350	8,346	2,596	3,014
Smokers' requisites excluding tobacco and matches	2,907	5,045	3,698	3,134	1,498	506	1,334
Toys, games, playing cards, etc., including bird-shot	9,298	8,537	14,985	9,599	8,787	13,690	5,793
Total of III—Articles wholly or mainly manufactured	3,14,665	2,33,591	1,91,546	5,71,376	1,76,205	1,60,077	1,27,707
Total of Part VI	3,23,177	2,39,244	1,91,809	5,72,584	1,77,146	1,62,331	1,30,857
PART VII.							
<i>Articles which are liable to protective duty at special rates.*</i>							
II—Articles wholly or mainly manufactured—							
Conveyances—							
Coal tubs, tipping wagons and the like conveyances designed for use on light rail track, if adapted to be worked by manual or animal labour and if made mainly of iron or steel; and component parts thereof, made of iron or steel	1,311	5,813	5,946	301	14
Railway plant and rolling stock—							
Railway track material	92,595	94,570
Paper and Stationery †	..	938	6,419	4,193	20,450
Iron and Steel—							
Liabie to additional duties—							
Of British manufacture	149	387
Not of British manufacture	363	98
Not liable to additional duties	6,108	3,387
Paper and Stationery	8,652	8,159
Matches (a)	3,675	11,544	23,025	59,112	46,037	1,25,143	62,423
Undipped splints (a)
Veneers (a)	580
Total of Part VII	5,486	19,295	40,390	74,384	57,066	2,22,232	2,11,263
Government Stores (including imports by State Railways)†—							
Articles liable to protective duties—							
Steel Railway track material	11
Others	231
Other Railway plant and rolling stock	3,783
Iron and Steel—							
Liabie to additional duties—							
Of British manufacture
Not of British manufacture
Not liable to additional duties
Paper and Stationery
Railway plant and rolling stock (non-protective)
Others	4	3,579	17,019	24,939	3,486	4,420	10,039
Total	4	3,579	17,019	24,939	3,486	4,420	14,064
TOTAL OF SCHEDULE II—(IMPORT TARIFF)	27,84,646	28,70,991	23,77,928	27,13,396	19,44,229	1,86,95,954	32,55,281
SCHEDULE III—EXPORT TARIFF							
Hides and Skins, raw							
Jute—							
Raw (including cuttings)	25,549	14,602
Manufactures—							
Sacking	2,50,139	2,32,573
Hessians and all other decord flours	51,218	36,203
Rice—							
Rice in the husk	1,21,753	1,01,504
„ not in the husk	6,803	3,717
Rice flour	4,79,167	5,26,503
Tea	40,631	20
TOTAL OF SCHEDULE III—(EXPORT TARIFF)	15,476	13,587
TOTAL OF SCHEDULE II—(IMPORT TARIFF) AND SCHEDULE III—(EXPORT TARIFF)	27,84,646	28,70,991	23,77,928	27,13,396	19,44,229	1,96,86,680	41,88,869

* In force from 13th June, 1924.
 † Subject to duty from April, 1924.
 ‡ Subject to protective duty from 2nd September, 1925.
 (a) Transferred to "protective special duties" with effect from 25th September, 1928.

ARTICLES IMPORTED and EXPORTED, in each Official Year from 1924-25 to 1928-29—concluded

REFUNDS			TOTAL					ARTICLES
1926-27	1927-28	1928-29	1924-25	1925-26	1926-27	1927-28	1928-29	
R	R	R	R	R	R	R	R	
1,986	18,978	2,510	11,866	8,803	2,249	15,188	3,451	SCHEDULE II—IMPORT TARIFF— concluded
	576	255	316	622	255	PART VI. <i>Articles which are liable to duty at 30 per cent ad valorem</i>
1,780	4,087	3,843	4,066	2,231	2,286	5,027	4,858	I—Food, Drink and Tobacco— Confectionery
2,019	3,468	2,433	31,983	18,543	32,290	25,758	24,080	III—Articles wholly or mainly manufactured— Arms, Ammunition and Military Stores— Gunpowder for cannons, rifles, guns, pistols and o'f sports sporting purposes All other sorts of arms, etc.
9,142	17,302	21,515	10,418	11,178	23,229	35,094	27,875	Cutlery, Hardware, Implements and Instruments— Clocks and watches and parts thereof
14,740	9,795	11,390	11,421	12,042	18,411	21,319	14,752	Articles plated with gold and silver Musical instruments
17,568	25,262	13,243	34,917	31,760	27,918	36,314	21,609	Glassware and Earthenware— Glass bangles and beads and false pearls
871	83	507	6,431	7,874	2,129	1,575	1,406	Metals— Gold plate, gold thread, etc.
4,758	3,823	11,152	19,525	25,247	36,900	44,300	32,730	Silver plate, silver thread, etc.
31,283	32,636	95,862	1,45,270	1,05,609	1,13,366	1,53,384	1,12,804	Yarn and Textile Fabrics— Silk piecegoods and other manufactures of silk
3,516	1,192	536	2,376	6,067	4,080	2,363	2,466	Miscellaneous— Fireworks
150	560	723	29	118	150	568	1,049	Ivory, manufactured
3,328	1,248	2,702	1,77,227	1,11,020	52,469	3,84,752	77,906	Jewellery and jewels
1,671	2,841	4,538	3,962	8,900	2,464	4,191	12,929	Prints, engravings and pictures, etc.
689	858	1,826	3,113	6,379	4,237	3,990	3,324	Smokers' requisites excluding tobacco and matches
3,307	3,270	9,616	22,988	14,330	23,292	17,869	18,403	Toys, games, playing cards, etc., including bird-shot
1,52,715	1,61,849	1,80,241	4,74,642	3,61,298	3,44,261	7,33,225	3,56,446	Total of III—Articles wholly or mainly manufactured
1,54,701	1,75,827	1,82,751	4,86,508	3,70,101	3,46,510	7,48,411	3,19,897	Total of Part VI
								PART VII. <i>Articles which are liable to protective duty at special rates.*</i>
297	—	—	301	14	297	—	—	III—Articles wholly or mainly manufactured— Conveyances— Coal tubs, tipping wagons and the like conveyances designed for use on light rail track, if adapted to be worked by manual or animal labour and if made mainly of iron or steel; and component parts thereof made of iron or steel.
1,30,593	—	—	94,406	1,01,333	1,36,539	—	—	Iron and steel— Railway plant and rolling stock— Railway track materials
1,330	—	—	4,193	29,450	1,330	—	—	Paper and Stationery† Iron and Steel—
3,135	—	—	—	5,164	14,604	—	—	Liable to additional duties— Of British manufacture Not of British manufacture Not liable to additional duties Paper and Stationery Matches (a) Undipped Splints (a) Venears (a)
—	70,973	2,23,555	—	—	—	71,122	2,23,942	Total of Part VII
—	78,324	68,520	—	—	—	78,627	68,616	Government Stores (including imports by State Railways)† Articles liable to protective duties*— Steel Railway track material Others Other railway plant and rolling stock
—	48,867	24,644	—	—	—	54,975	28,031	Iron and Steel— Liable to additional duties— Of British manufacture Not of British manufacture Not liable to additional duties Paper and Stationery Matches (a) Undipped Splints (a) Others
—	48,233	19,904	—	—	—	56,386	28,063	Total
68,787	34,984	29,745	1,28,818	93,967	96,812	94,096	74,722	SCHEDULE III—EXPORT TARIFF
..	835	655	—	—	..	635	665	Hides and Skins, raw
..	2,010	..	—	580	..	2,010	..	Jute— Raw (including cuttings) Manufactures— Sacking
2,59,192	3,84,036	3,67,033	2,27,718	2,30,568	2,99,562	3,59,410	4,24,099	Hessians and all other descriptions
100	—	—	..	11	100	—	—	Rice— Rice in the husk .. not in the husk
5,339	—	—	..	231	5,339	—	—	Rice-flour
1,110	—	—	..	3,783	1,110	—	—	Tea
—	5,333	3,090	—	—	—	5,333	3,090	TOTAL OF SCHEDULE II—(IMPORT TARIFF)
—	2,335	835	—	—	—	2,335	835	SCHEDULE III—EXPORT TARIFF
—	7,058	8,528	—	—	—	7,058	8,528	Hides and Skins, raw
—	..	83	—	—	—	..	83	Jute— Raw (including cuttings) Manufactures— Sacking
40,063	37,991	49,215	4,424	13,618	57,101	62,930	52,701	Hessians and all other descriptions
46,631	53,282	62,284	4,424	17,643	63,650	78,221	65,770	Rice— Rice in the husk .. not in the husk
31,18,749	32,29,677	35,74,726	2,14,80,600	61,26,272	54,96,677	59,48,073	55,18,965	Rice-flour
22,720	22,308	17,402	25,549	14,592	22,720	22,308	17,402	Tea
3,90,455	5,17,847	3,98,228	2,50,139	2,32,573	3,90,455	5,17,847	3,98,228	TOTAL OF SCHEDULE III—(EXPORT TARIFF)
26,179	37,723	50,709	51,213	36,203	26,179	37,723	50,709	TOTAL OF SCHEDULE I—(IMPORT TARIFF) AND SCHEDULE III—(EXPORT TARIFF)
1,26,828	62,077	1,04,716	1,21,753	1,01,504	1,26,828	62,077	1,04,716	
5,234	34,576	7,548	6,803	3,717	5,234	34,576	7,548	
3,76,890	3,94,007	3,70,335	4,79,167	5,26,503	3,76,890	3,94,007	3,70,335	
18	40,631	20	18	
12,036	45,870	42	15,476	13,587	12,036	45,870	42	
9,60,410	11,14,408	9,48,980	9,90,736	9,33,609	9,60,410	11,14,408	9,48,980	
40,79,159	48,44,085	46,23,796	2,24,71,336	70,59,851	64,57,087	70,62,481	64,67,985	

DUPIABLE GOODS PASSED FREE

(636)

No. 18

QUANTITY and VALUE of DUTIABLE ARTICLES of IMPORTED MERCHANDISE ALLOWED FREE OF DUTY from BOND or from CUSTOM HOUSES for the use of PRIVATE INDIVIDUALS, INSTITUTIONS, etc., in each Official Year from 1924-25 to 1928-29

ARTICLES	QUANTITY					VALUE				
	1924-25	1925-26	1926-27	1927-28	1928-29	1924-25	1925-26	1926-27	1927-28	1928-29
Apparel (excluding hosiery and boots and shoes)— Apparel (including drapery, uniforms, accoutrements) value	—	—	—	—	—	40,607	39,709	14,172	27,048	16,481
Gold and Silver thread . . .	—	—	—	—	—	890
Hats, caps, bonnets, and hatter's ware . . .	—	—	—	—	—	156	20	..	25	5
Second hand clothing . . .	—	—	—	—	—	75	1,286	225	700	..
Total . . .	—	—	—	—	—	50,728	41,015	14,397	27,768	16,486
Arms, ammunition, and military stores—										
Cartridge cases, filled . . . no.	11,143	11,920	11,080	22,300	8,367	1,782	3,291	1,755	2,888	1,167
Firearms and parts thereof . . . value	—	—	—	—	—	59,757	63,009	35,778	67,855	31,906
Other sorts . . .	—	—	—	—	—	6,411	3,336	756	462	70
Total . . .	—	—	—	—	—	67,950	69,636	38,289	71,205	33,143
Art, works of . . .	—	—	—	—	—	54,432	1,50,168	53,714	860	2,557
Asbestos—										
Manufactures . . .	—	—	—	—	—	..	3,420	2,411
Belting for machinery . . .	—	—	—	—	—	240
Books, printed and printed matters . . . cwts.	(a)	(b)	145	..	—	100	90	23,924
Boots and shoes— of leather . . . pairs	15	31	233	613	104	371	775	2,084	2,458	662
of other materials	5	4	—	16	40	..
Total . . .	15	31	238	617	—	371	775	2,100	2,498	662
Brushes and brooms . . . doz.	160	37	3	2	—	1,893	403	53	49	..
Building and engineering materials—										
Tiles . . . no.	14,637	16,140	1,280	..	—	7,798	5,548	1,007
Other kinds . . . value	—	—	—	—	—	1,40,837	1,473	3,144
Total . . .	—	—	—	—	—	1,48,635	7,021	4,151
Buttons of all sorts . . .	—	—	—	—
Chemicals—										
Carbide of calcium . . . cwts.	4	—	—	90
Other sorts . . . value	—	—	—	—	—	705	395	58	1,229	1,064
Total . . .	—	—	—	—	—	705	395	148	1,229	1,064
Chinese and Japanese ware . . .	—	—	—	—	—	1,895	..	4,200	2,780	..
Clocks and watches and parts thereof—										
Clocks and time-pieces . . . no.	2	12	1	14	2	213	127	185	6,904	110
Watches . . .	2	1	—	349	95	..
Parts of clocks and watches value	—	—	—	—	—	106	..
TOTAL VALUE OF CLOCKS AND WATCHES AND PARTS THEREOF . . .	—	—	—	—	—	562	127	185	7,105	110

(a) 10 lbs.
(b) 50 lbs.

No. 18—continued

QUANTITY and VALUE of DUTIABLE ARTICLES of IMPORTED MERCHANDISE ALLOWED FREE of DUTY from BOND or from CUSTOM HOUSES for the use of PRIVATE INDIVIDUALS, INSTITUTIONS, etc., in each Official Year from 1924-25 to 1928-29—continued

ARTICLES	QUANTITY					VALUE				
	1924-25	1925-26	1926-27	1927-28	1928-29	1924-25	1925-26	1926-27	1927-28	1928-29
Coal, Coke and patent fuel Tons	..	1 --	--	--	--	--	--	--	--	--
Cutlery value	--	--	--	--	--	100	895	934	586	1,677
Drugs and medicines (excluding chemicals and narcotics)—										
All sorts "	--	--	--	--	--	1,476	6,111	80	1,932	472
Earthenware and porcelain (including china clay)	--	--	--	--	--	9,197	9,800	4,624	25,303	1,522
Electroplated ware . . . "	--	--	--	--	--	4,893	102	7,866	3,511	1,371
Furniture and cabinet- ware—										
Bedsteads "	--	--	--	--	--	292	1,920	--	930	1,133
Furniture of wood (other than bed- steads) "	--	--	--	--	--	9,845	10,205	12,306	57,248	14,008
Furniture of other materials (other than bedsteads) . . . "	--	--	--	--	--	22,089	29,229	3,07,786	16,893	12,160
Other sorts "	--	--	--	--	--	--	14,392	655	1,465	--
Total "	--	--	--	--	--	36,226	55,746	3,20,697	76,542	27,301
Glass and glassware—										
Bottles and phials—										
Sodawater bottles . gross	--	--	1	3	--	--	--	75	125	--
Funnels, globes and glass- parts of lamps . . . value	--	--	--	--	--	--	--	--	1,239	--
Sheet and plate sq. feet and owt.	900	19,330	2,568	6,780	--	213	18,498	2,068	2,201	--
Tableware including decanters, tumblers, etc. value	9	214	58	129	--	50	1,350	379	5,414	712
Other glassware "	--	--	--	--	--	968	7,334	7,701	7,786	534
Total "	--	--	--	--	--	1,231	27,482	10,723	16,765	1,296

No. 18—continued

QUANTITY and VALUE of DUTIABLE ARTICLES of IMPORTED MERCHANDISE ALLOWED FREE of DUTY from BOND or from CUSTOM HOUSES for the use of PRIVATE INDIVIDUALS, INSTITUTIONS etc., in each Official Year from 1924-25 to 1928-29—continued

ARTICLES	QUANTITY					VALUE				
	1924-25	1925-26	1926-27	1927-28	1928-29	1924-25	1925-26	1926-27	1927-28	1928-29
						R	R	R	R	R
Hardware (excluding cutlery and electroplated ware)—										
Builders' Hardware such as Locks, Hinges, et c. value	—	—	—	—	—	3,571	1,097	7,518	6,987	279
Domestic hardware other than enamelled iron ware "	—	—	—	—	—	4,255	2,080	1,565	990	60
Implements and tools other than agricultural implements and machine tools "	—	—	—	—	—	2,105	1,904	1,702	487	235
Lamps, metal . . . no.	27	6	19	25	—	235	154	698	611	..
Parts of lamps other than glass . value	—	—	—	—	—	40	263	82
Other sorts . . . "	—	—	—	—	—	96,482	1,07,555	2,60,524	2,18,419	3,38,047
Total . . . "	—	—	—	—	—	1,08,688	2,08,603	2,72,089	2,26,494	3,39,222
Inst uments, apparatus, and appliances and parts thereof—										
Electrical (other than telegraphic and telephone not being machinery)—										
Electric fans and parts thereof . value	—	—	—	—	—	1,271	815
Electric lamps and parts thereof . . . "	—	—	—	—	—	5,880	947	2,321	..	298
Other sorts . . . "	—	—	—	—	—	43,198	22,174	97,872	57,639	7,002
Musical—										
Piano: and Piano players . . . no.	1	1	3	1	1	3,000	2,398	4,210	3,500	600
Talking machines and accessories . . . value	—	—	—	—	—	1,513	350	..	1,003	2,378
Other sorts including parts of musical instruments . . . "	—	—	—	—	—	2,065	5,758	11,224	4,256	548
Optical "	—	—	—	—	—	1,147	3,320	108
Photographic "	—	—	—	—	—	5,020	20,208	3,688	7,541	56,671
Scientific and philosophical "	—	—	—	—	—	1,268	7,278	436	658	30,612
Surgical "	—	—	—	—	—	1,190	850	4,533	16,797	1,200
Wireless Apparatus "	—	—	—	—	—	1,87,845
Other kinds "	—	—	—	—	—	660	18	979	543	..
Total "	—	—	—	—	—	66,212	64,116	1,26,371	91,937	2,87,149
Jewellery, also plate of gold and silver—										
Jewellery "	—	—	—	—	—	9,093	330	2,012	3,851	5,760
Plate of gold and silver "	—	—	—	—	—	21,114	43,679	7,214	12,588	2,225
Total "	—	—	—	—	—	30,207	44,009	9,226	16,239	7,985
Leather—										
Hides, tanned or dressed { owt. no.
Skins, tanned or dressed { owt. no.	..	1	995
Unwrought owt.	1	..	12	462	..
Manufactures (excluding boots and shoes)—										
Saddlery and harness . . . Value	—	—	—	—	..	3,904	1,858	3,107	25,018	1,315
Other sorts "	—	—	—	—	—	359	401	476	12,418	..
Total "	—	—	—	—	—	4,275	3,254	3,583	38,498	1,315

No. 18—continued

QUANTITY and VALUE of DUTIABLE ARTICLES of IMPORTED MERCHANDISE ALLOWED FREE of DUTY from BOND or from CUSTOM HOUSES for the use of PRIVATE INDIVIDUALS, INSTITUTIONS etc., in each Official Year from 1924-25 to 1928-29—continued

ARTICLES	QUANTITY					VALUE					
	1924-25	1925-26	1926-27	1927-28	1928-29	1924-25	1925-26	1926-27	1927-28	1928-29	
Liquors—						R	R	R	R	R	
Ale, beer, and porter	gals.	..	160	25	100	91	..	360	100	487	298
Other fermented liquors	"	41	53	8	266	219	49
Spirit—											
Brandy	"	4	7	37	40	7	108	144	956	878	158
Gin	"	4	3	8	78	10	120	48	144	313	84
Liqueurs	"	..	60	67	55	22	..	678	1,788	744	491
Rum	"	..	8	..	4	—	..	43	..	200	..
Whisky	"	10	40	104	121	102	228	1,080	2,107	2,445	941
Spirit present in drugs, medicines, or chemicals	"	..	88	..	2	—	..	1,587	..	140	..
Spirit, perfumed	"	3	5	..	4	—	1,060	479	..	301	..
Other sorts of spirit	"	12	20	..	1	39	694	824	58	57	9.8
Total of Spirit	"	33	211	216	285	180	2,210	4,783	5,113	5,078	2,597
Wines—											
Champagne	"	14	66	119	67	71	384	1,834	2,963	2,561	2,050
Sherry, Madeira and Marsala	"	8	12	64	41	32	276	320	1,500	882	385
Still red wines (other than port)	"	108	239	879	234	84	286	2,918	3,779	1,139	1,390
Other sorts	"	36	483	282	228	152	694	2,888	3,121	2,785	2,743
Total of Wines	"	166	750	1,294	570	339	1,840	7,455	11,363	7,317	6,574
Total of Liquors	"	199	1,121	1,576	988	619	3,850	12,698	16,842	13,101	9,018
Machinery and millwork—											
Prime-movers (other than electrical)											
Others	value	—	—	—	—	—	405	13,126	2,246	625	..
Electrical machinery of all kinds, etc.—											
Motors	"	—	—	—	—	—	1,421	3,100	6,679	5,455	..
Other kinds	"	—	—	—	—	—	18,208	16,253	7,367	613	..
Sewing and knitting machines	no.	1	7	1	1	..	45	3,421	40	35	..
Textile machinery, jute	value	—	—	—	—	—	50
Typewriters	no.	7	7	5	11	6	2,250	1,616	967	3,307	2,763
Other sorts	value	—	—	—	—	—	5,995	6,194	20,186	..	50
Total	"	—	—	—	—	—	28,324	42,708	37,625	10,035	2,813
Matches	gross of boxes	..	24	..	—	37
Metals and ores—											
Aluminium, wrought—											
Other manufactures	cwt.	3
Brass, Bronze, etc.—											
Wrought	"	11	1	1	18	2	3,803	136	349	773	314
Copper—											
Wrought	"	408	..	(a)	26,085	6	26
Iron or steel—											
Bars and channel	tons	80
Beams, pillars, girders and bridge work	"	15	1,500
Bolts and nuts	"	0	2,855	375
Hoops and strips	"	1	180
Nails, rivets, and washers (exclusive of wire nails)	"	(b)	81
Pipes and fittings cast	"	..	58	6	14	14,302	6,007	8,127	..
Rails, chairs and fish-plates, excluding those for railways	"

(a) 6 lbs
(b) 3 cwt.

No. 18—continued

QUANTITY and VALUE of DUTIABLE ARTICLES of IMPORTED MERCHANDISE ALLOWED FREE OF DUTY from BOND or from CUSTOM HOUSES for the use of PRIVATE INDIVIDUALS, INSTITUTIONS etc., in each Official Year from 1924-25 to 1928-29—continued

ARTICLES	QUANTITY					VALUE				
	1924-25	1925-26	1926-27	1927-28	1928-29	1924-25	1925-26	1926-27	1927-28	1928-29
Metals and ores—continued						R	R	R	R	R
Iron or steel—continued										
Sheets and plates—										
Galvanized tons	—
Tinned "	—
Not galvanized or tinned "	—
Tubes, pipes and fittings, wrought "	3	8	10	1	—	2,685	1,647	4,257	2,455	..
Wire "	1	—	2,851
Wire nails "	6	—	1,956
Other manufactures of iron or steel "	132	22	4	..	—	41,865	14,012	9,436	82	..
Total of Iron or steel "	152	84	35	15	—	51,422	80,616	31,281	10,604	..
steel—										
Angle "	—
Bars and channel "	10	158	—	2,691	18,172	..
Cast "	11	—	9,027
Total of Steel "	21	158	—	11,718	18,172	..
Lead—										
Unwrought—										
Pig cwt.	5	—	162
Wrought "	..	57	—	..	1,801
Total of Lead "	5	57	—	162	1,801
Solder "	..	1	—	..	894
Tin—										
Unwrought (block) "	—
Zinc or spelter—										
Wrought or manufactured "	—
Metals, unenumerated "	1	..	—	366
Total of Metals and ores tons	194	87	35	174	—	93,190	33,453	32,025	24,609	..
Oils—										
Animal gals.	—
Mineral—										
Fuel oils "	21,047,708	18,651,625	18,653,768	8,016,380	—	28,40,474	25,15,436	25,07,294	10,78,196	..
Lubricating oils "	—
Other kinds "	6	5	—	13	34
Vegetable, not essential—										
Linseed "	400	500	2	450	—	1,234	2,200	6	1,800	..
Total "	21,048,114	18,652,130	18,653,770	8,016,830	—	28,41,771	25,17,670	25,07,300	10,80,086	..
Paints and Painters' materials—										
Paints and colours cwt.	46	241	354	28	..	17,113	8,982	12,019	1,176	..
Painters' materials value	—	—	—	—	—	3,056	1,566	17	1,065	..
Total "	—	—	—	—	—	20,169	10,548	12,036	2,241	..
Paper and pasteboard—										
Writing paper and envelopes "	—	—	—	—	—	20	19	35	1,000	259
Other kinds of paper including paper manufactures cwt.	1	1	3	14	—	323	23	121	1,303	407
Total value	—	—	—	—	—	343	42	156	2,303	666
Polishes—										
Polishes and compositions for application to leather "	—	—	—	—	—	186	149	27
Polishes and compositions for application to metals, etc. "	—	—	—	—	—	301	41	3	25	..
Printing and Lithographing machinery and materials (excluding paper)—										
Printing and Lithographing presses "	—	—	—	—	—	..	855
Other materials "	—	—	—	—	—	..	84	109
Prints, Engravings, and pictures—										
Photographs and picture post-cards "	—	—	—	—	—	150	..	1,644	180	..
Others "	—	—	—	—	—	7,416	14,887	52,532	260	576
Total "	—	—	—	—	—	7,566	14,887	54,176	440	576

No. 18—continued

QUANTITY and VALUE of DUTIABLE ARTICLES of IMPORTED MERCHANDISE ALLOWED FREE of DUTY from BOND or from CUSTOM HOUSES for the use of PRIVATE INDIVIDUALS, INSTITUTIONS, etc., in each Official Year from 1924-25 to 1928-29—continued

ARTICLES	QUANTITY					VALUE				
	1924-25	1925-26	1926-27	1927-28	1928-29	1924-25	1925-26	1926-27	1927-28	1928-29
Provisions and oilman's stores—						R	R	R	R	R
Bacon and hams . . . cwt.	3	—	515	..
Biscuits and cakes . . . "	..	7	1	6	—	143	995	225	535	..
Canned and bottled provisions . . . "	108	56	19	48	3	5,547	6,482	1,434	6,552	494
Cheese "	..	2	2	100	395	..	30	320
Jams and Jellies "	..	2	..	2	..	18	190	22	105	..
Other sorts of provisions . . . "	8	9	40	7	24	1,055	1,377	8,214	829	4,911
Total "	116	76	60	66	29	9,863	9,480	9,895	8,569	5,605
Railway plant and Rolling stock—										
Carriages value	—	—	—	—	—	93,285	12,378
Locomotive engines and tenders and parts thereof "	—	—	—	—	—	2,005
Materials for construction—										
Rails, chains, etc. tons	374	1,10,315
Sleepers and keys of steel or iron "	1,259	2,52,258
Others "	24	9,563
Rubber manufactures (except apparel and boots and shoes) value	—	—	—	—	—	237
Motor Car—										
Covers no.	185	32	..	—	45	9,971	2,005	2,420
Tubes "	168	49	..	—	66	1,679	545	681
Solid rubber tyres for motor vehicles "	6	580	180
Other manufactures value	—	—	—	—	—	3,702	..	136
Salt tons	(a)	19	17
Seeds (other than oilseeds) "	10	3,230
Smokers requisites (excluding tobacco) value	—	—	—	—	—	303	51	281	134	..
Soap cwt.	..	7	2	2	..	404	3,345	132	140	..
Stationery (excluding paper) value	—	—	—	—	—	5,633	10,580	3,424	3,201	1,787
Sticks and whips "	—	—	—	—	—	26	62	..
Stone and marble tons	34	8	8	42,111	1,316	10,018	80	30
Tallow and Stearine (including grease and animal fat) cwt.	1	..	1	10	..	29
Tea—										
Black lbs.	..	6,420	6,005
Green "
Total "	..	6,420	6,005
Telephones, materials for construction and accessories value	—	—	—	—	—	..	2,995	30
Textiles—										
Cotton—										
Manufactures—										
Other sorts "	—	—	—	—	—	155	317
Piecegoods—										
Grey (unbleached) yds.
White (bleached) "	25	36	20	175	..
Coloured, printed or dyed "	367	80	921	1,296	..	1,825	320	2,046	3,090	..
Other sorts value	—	—	—	—	—	141	15	..	20	..
Total "	—	—	—	—	—	2,121	335	2,066	3,285	317
Flax—										
Manufactures—										
Canvas yds.	1,274	206	80	2,545	387	150
Other sorts lbs.	148	590	388	1,128	..	752	2,081	1,734	5,931	4,509
Total value	—	—	—	—	—	3,297	2,468	1,584	5,931	4,509

(a) 1 cwt.

No. 18—concluded

QUANTITY and VALUE of DUTIABLE ARTICLES of IMPORTED MERCHANDISE ALLOWED FREE of DUTY from BOND or from CUSTOM HOUSES for the use of PRIVATE INDIVIDUALS, INSTITUTIONS, etc., in each Official Year from 1924-25 to 1928-29—concluded

ARTICLES	QUANTITY					VALUE				
	1924-25	1925-26	1926-27	1927-28	1928-29	1924-25	1925-26	1926-27	1927-28	1928-29
Textiles—continued						R	R	R	R	R
Hatdashery and millinery value	—	—	—	—	—	10,046	10,277	19,111	40,618	...
Jute—										
Manufactures—										
Canvas . . . yds.
Other kinds . . . cwt.	886	1	1	85,700	570	125	10	..
Total . . . value	—	—	—	—	—	85,700	570	125	10	..
Silk—										
Manufactures—										
Goods of silk mixed with other materials yds	..	103	62	111	1,628	670	1,185	..
Silk piece-goods . . "	1,998	6	..	361	..	7,920	280	..	2,800	..
Other sorts . . lbs	8	15	969	62	..	25	266	12,785	1,040	..
Total . . . value	—	—	—	—	—	7,945	2,174	13,455	5,025	..
Wool—										
Manufactures—										
Carpets and rugs . lbs.	1,254	10,808	8,909	7,609	409	9,286	61,288	92,809	23,183	1,244
Hosiery . . . "	40	..	300	285	..	1,475
Piece-goods . . . yds.	51	..	479	204	..	225	..	1,562	1,450	..
Shawls . . . no.	25	17,980
Other sorts . . lbs.	317	86	200	..	16	1,568	605	801	2,150	84
Total . . . value	—	—	—	—	—	11,074	61,893	1,12,637	26,783	2,503
Total of Textiles	—	—	—	—	—	70,185	77,717	1,49,278	81,652	7,629
Tobacco manufactured . lbs.	177	300	45	104	496	1,575	4,290	393	1,163	920
Toilet requisites . . value	—	—	—	—	—	768	658	961	14,095	376
Toys and requisites for games . . "	—	—	—	—	—	4,279	9,748	3,825	7,725	344
Umbrellas and umbrella fittings—										
Umbrellas, complete, etc. no.	..	2	7	..	60	..	58	121
Vehicles, excluding Locomotives, etc., for railways—										
Camp Trailer . . . value	—	—	—	—	—
Carriages and carts . no.	1	1	1	1	..	8,245	1,131	1,002	28	..
Perambulators and children's go-carts . "	1	—	82	—	..	150	..	625	150	..
Parts of carriages and carts . . . value	—	—	—	—	—	500	..	15,766
Cycles imported entire or in sections . . no.	3	1	310	125	..
Parts of cycles and accessories . . value	—	—	—	—	—	1,650
Mechanically propelled vehicles—										
Aircraft . . . no.
Parts of aircraft . . value	—	—	—	—	—	5,275	5,563	3,046	..	200
Motor cars . . . no.	50	57	76	24	7	4,31,744	5,25,895	5,04,415	2,04,509	88,105
Motor cycles . . . "	2	1	3	2	1	2,117	2,250	2,301	1,174	1,000
Motor omnibuses, motor vans and motor lorries . . "	2	4	13	4	..	14,558	29,593	82,167	11,944	..
Parts of mechanically propelled vehicles . . value	—	—	—	—	—	11,299	11,883	12,738	6,267	3,061
Ships, parts of . . "	—	—	—	—	—	..	19,249	629	75	..
Total . . . "	—	—	—	—	—	4,78,488	5,95,664	6,09,593	2,24,267	53,185
Wood and Timber—										
Manufactures of wood, other than furniture and cabinetware . . value	—	—	—	—	—	2,289	88,185	6,052	693	2,144
Articles imported by post . . "	—	—	—	—	—
All other articles . . . "	—	—	—	—	—	10,170	17,757	6,565	6,437	47,221
GRAND TOTAL . . . "	—	—	—	—	—	46,99,249	41,64,599	43,68,967	20,91,819	8,80,512

No. 19

QUANTITY of CERTAIN PRINCIPAL ARTICLES of MERCHANDISE (subject to CUSTOMS DUTY) IMPORTED into each PROVINCE of BRITISH INDIA, which remained in CUSTOMS BONDED WAREHOUSES on the 31st March, in each Official Year from 1924-25 to 1928-29

ARTICLES		BENGAL	BIHAR AND ORISSA	BOMBAY	SIND	MADRAS	BURMA	TOTAL
Cotton—								
Piece goods—								
Grey (unbleached)	yds.							
	1924-25	3,063,922	..	9,368	4,009	3,076,999
	1925-26	7,103,279	7,103,279
	1926-27	1,749,168	1,749,168
	1927-28	3,429,080	..	9,966	..	3,439,046
	1928-29	2,457,159	..	59,429	..	2,516,588
White (bleached)	"							
	1924-25	1,142,492	..	56,917	1,608	1,201,017
	1925-26	2,106,456	2,106,456
	1926-27	175,647	..	148,760	13,001	337,408
	1927-28	689	..	786,343	444	787,476
	1928-29	2,649,713	..	164,814	..	3,014,527
Coloured, printed or dyed	"							
	1924-25	2,366,583	2,366,583
	1925-26	2,596,283	2,596,283
	1926-27	3,831	..	1,097,561	5,326	1,106,708
	1927-28	981	..	336,271	2,985	71,930	802	412,959
	1928-29	20,581	..	1,674,615	10,517	76,780	..	1,782,505
Liquors—								
Ale, beer, and porter	gals.							
	1924-25	94,964	..	10,475	147,950	1,178	1,637	256,204
	1925-26	169,670	..	6,645	83,657	854	..	260,226
	1926-27	215,624	..	20,371	59,642	6,299	2,054	303,990
	1927-28	200,035	..	9,566	47,169	5,410	871	263,051
	1928-29	249,333	..	9,291	47,238	7,364	56	304,331
Spirit—								
Brandy	"							
	1924-25	28,063	..	15,441	9,487	8,723	488	62,207
	1925-26	31,626	..	11,757	12,134	9,506	217	65,240
	1926-27	46,068	..	13,535	14,271	11,234	341	85,449
	1927-28	45,400	..	7,962	7,657	15,488	1,551	78,118
	1928-29	52,020	..	11,567	5,478	26,437	617	96,119
Gin	"							
	1924-25	3,902	..	2,700	2,370	2,353	2,616	14,441
	1925-26	3,863	..	1,981	1,658	4,681	1,873	14,061
	1926-27	4,021	..	2,831	2,865	6,142	1,430	17,339
	1927-28	4,187	..	1,971	4,738	7,050	2,653	20,599
	1928-29	5,360	..	2,097	3,570	7,822	2,075	21,324
Liqueurs	"							
	1924-25	3,350	..	434	565	72	354	4,775
	1925-26	3,820	..	625	156	50	275	4,935
	1926-27	2,981	..	625	656	226	390	4,878
	1927-28	2,787	..	532	418	325	382	4,444
	1928-29	2,992	..	47	336	230	392	4,047
Rum	"							
	1924-25	335,046	..	5,343	165	..	15,989	356,543
	1925-26	359,327	..	1,568	428	98	61	361,482
	1926-27	403,354	..	5,519	146	..	579	409,598
	1927-28	452,858	..	969	265	380	10,997	465,469
	1928-29	499,151	..	1,481	72	453	10,159	510,266
Whisky	"							
	1924-25	57,329	..	15,711	18,838	7,475	4,845	104,198
	1925-26	64,208	..	12,416	20,961	9,901	4,028	111,514
	1926-27	60,736	..	16,593	18,564	11,265	4,058	111,216
	1927-28	63,154	..	10,052	3,524	13,006	4,417	94,153
	1928-29	123,424	..	6,532	5,792	10,364	3,798	150,405
Other sorts of spirit	"							
	1924-25	17,771	..	4,076	459	1,709	6,930	30,945
	1925-26	17,365	..	2,104	191	6,017	6,663	32,370
	1926-27	24,501	..	3,713	117	13,523	5,990	47,844
	1927-28	21,986	..	3,466	320	5,476	6,449	37,297
	1928-29	22,024	..	1,254	415	5,353	7,746	36,792

NOTE.—The figures represent stocks warehoused under bond, and not duty-paid goods lying in the warehouses outside customs authority.

No. 19—continued

QUANTITY of CERTAIN PRINCIPAL ARTICLES of MERCHANDISE (subject to CUSTOMS DUTY) IM-
PORTED into each PROVINCE of BRITISH INDIA, which remained in CUSTOMS BONDED WAREHOUSES
on the 31st March, in each Official Year from 1924-25 to 1928-29—continued

ARTICLES		BHARAT	BHAR AND ORISSA	BOMBAY	SIND	MADRAS	BURMA	TOTAL	
Liquors—contd.	Wines gals.	1924-25	15,808	..	17,489	9,849	4,798	885	48,804
		1925-26	13,111	..	7,268	14,601	4,688	141	39,782
		1926-27	14,760	..	21,344	9,482	4,785	125	50,496
		1927-28	11,041	..	8,535	9,355	6,814	1,084	34,829
		1928-29	14,322	..	7,076	7,176	5,008	29	33,611
Matches	Gross of boxes.	1924-25	448,025	..	828,655	55,200	89,526	900	1,415,306
		1925-26	220,760	..	594,025	151,015	180,000	113,650	1,259,450
		1926-27	218,260	..	367,628	187,650	313,818	185,400	1,211,749
		1927-28	292,625	..	142,470	74,450	250,908	47,800	808,253
		1928-29	189,414	..	109,982	26,286	43,990	89,900	469,522
Oil (kerosene)	gals.	1924-25	3,706,323	3,706,323
		1925-26	3,227,593	..	620,778	986,046	4,834,417
		1926-27	2,242,815	..	678,382	2,921,197
		1927-28	3,688,772	3,688,772
		1928-29	2,242,815	1,529,050	3,771,865
Fuel	"	1924-25	1,437,879	..	2,458,802	42,897	3,244,480	387,481	7,571,629
		1925-26	1,055,488	..	3,286,073	1,056,982	2,452,871	2,790,800	10,592,214
		1926-27	684,279	..	1,435,888	844,809	1,224,824	4,868,196	8,557,496
		1927-28	993,856	..	20,508,339	327,160	3,173,081	1,705,957	36,708,343
		1928-29	2,164,937	..	3,084,219	455,194	4,219,412	2,036,934	10,960,696
Lubricating	"	1924-25	2,522,894	2,522,894
		1925-26	3,143,260	3,143,260
		1926-27	3,054,148	3,054,148
		1927-28	4,762,292	478	4,762,770
		1928-29	3,908,571	562	3,904,133
Salt	tons	1924-25	100,439	19,654	120,093
		1925-26	76,450	468	..	7,680	84,598
		1926-27	55,180	..	3	100	..	14,487	69,760
		1927-28	80,219	..	2	23,338	103,559
		1928-29	98,409	..	1	18,325	116,735
Sugar	"	1924-25	696	..	3,512	2,878	6,886
		1925-26	697	..	4,000	1,741	..	100	6,538
		1926-27	697	..	21,711	23,629	1,008	452	47,497
		1927-28	15,777	17,770	..	1,124	34,681
		1928-29	1,276	..	45,216	15,080	..	804	62,376
Tobacco, manufactured and unmanufactured	lbs.	1924-25	680,464	..	25,529	3,969	12,168	245,380	968,050
		1925-26	746,698	..	49,322	36,086	13,004	73,232	918,337
		1926-27	740,182	..	2,489	35,741	63,001	106,486	948,499
		1927-28	1,311,212	..	56,561	57,496	69,692	228,976	1,723,867
		1928-29	875,110	..	17,785	17,154	467,393	170,588	1,548,030

Note.—The figures represent stocks warehoused under bond, and not duty-paid goods lying in the warehouses outside customs authority.

ACCOUNTS

OF THE

TRADE AND NAVIGATION OF THE PORT OF ADEN

IN THE

Year ending 31st March 1929, and the four preceding years.

Summary of the value of the imports of merchandise consigned from British Empire, during each of the years 1924-1925 to 1928-1929.

	1924-25.	1925-26.	1926-27.	1927-28.	1928-29.
I.—FOOD, DRINK AND TOBACCO—					
	Rs.	Rs.	Rs.	Rs.	Rs.
A. Fish (excluding canned fish)	34,563	18,270	22,014	33,005	18,636
B. Fruits and Vegetables	2,21,760	3,17,781	2,21,044	10,16,947	10,88,325
C. Grain, Pulse and Flour	35,08,302	50,24,334	36,16,510	67,60,319	73,46,178
D. Liquors	2,50,638	2,59,499	2,44,262	2,21,455	2,76,822
E. Provisions and Oilman's stores	7,60,789	5,89,554	5,79,732	7,50,986	6,39,661
F. Spices	14,87,884	15,51,691	14,55,011	12,74,071	13,56,802
G. Sugar	9,69,085	5,40,184	4,81,125	6,92,565	1,08,280
H. Tea	2,30,180	4,61,387	4,08,549	4,41,190	3,38,993
I. Other Food and Drink	3,74,976	1,80,164	4,78,031	9,57,862	10,94,248
J. Tobacco	30,28,580	23,50,877	22,79,497	26,00,165	29,97,652
Total Class I	1,08,66,757	1,12,93,741	97,85,775	1,47,48,565	1,52,65,597
II.—RAW MATERIALS AND PRODUCE AND ARTICLES MAINLY UNMANUFACTURED—					
A. Coal, Coke and Patent fuel	39,76,625	32,25,192	44,18,380	31,32,790	24,71,172
B. Other non-metallic, mining and quarry products and the like	9,221	5,965
C. Fodder, Bran, and Pollards	47,664	56,987	65,573	86,983	70,786
D. Gums, Resins, and Lac	1,97,025	1,52,225	1,80,243	1,96,056	3,56,328
E. Hides and Skins, raw or undressed	16,21,830	16,29,115	15,01,707	25,60,300	31,80,488
F. Metallic Ores and scrap Iron or Steel for re-manufacture	261	1,000	10,899	7,372	1,400
G. Oils, Vegetable mineral and animals	3,34,367	58,85,454	4,74,908	1,04,93,665	98,64,861
H. Oil cakes of all kinds	20
I. Paper making materials
J. Rubber, raw or crude
K. Seeds, including nuts for oils	2,09,183	3,61,441	3,30,404	3,46,292	6,21,017
L. Tallow, Stearine, and Wax	22,361	18,600	18,819	13,824	11,103
M. Textile materials—Cotton raw and waste	11,846	12,662	10,922	9,840	6,347
N. Do. Jute Do.	1,586	884	800	1,816	940
O. Do. Silk Do.	42,047	36,096	25,980	21,710	24,270
P. Do. Wool Do.	270
Q. Other textile materials
R. Wood and Timber	1,77,447	1,32,483	1,85,329	3,27,459	1,26,910
S. Miscellaneous	1,82,436	1,66,794	1,79,973	2,49,564	3,92,315
Total Class II	68,24,968	1,16,78,933	74,03,937	1,74,56,892	1,71,33,902
III.—ARTICLES WHOLLY OR MAINLY MANUFACTURED—					
A. Apparel	1,41,339	1,29,526	1,24,556	1,85,452	1,90,367
B. Arms, Ammunition and Military stores	11,508	7,939	1,33,143	5,480	5,433
C. Chemicals, Drugs and Medicines	2,96,790	2,74,694	2,38,527	2,54,359	2,36,293
D. Cutlery, Hardware, Implements and Instruments (excluding electrical instruments and apparatus)	3,04,943	3,12,324	2,26,846	4,29,106	4,08,951
E. Dyes and Colours	4,68,827	3,63,661	2,55,398	2,28,782	2,13,281
F. Electrical goods and apparatus (other than machinery)	20,142	1,26,954	1,05,649	63,722	71,393
G. Furniture, Cabinetware and manufactures of Wood	81,425	40,327	52,929	62,148	43,647
H. Glassware and Earthenware	1,53,161	1,33,821	1,07,428	1,20,547	89,514
I. Hides and Skins, tanned or dressed, and Leather	62,815	34,725	46,404	74,183	53,694
J. Machinery of all kinds, including belting for machinery	1,61,268	6,27,796	2,68,396	1,60,648	2,29,052
K. Metals, Iron and Steel, and manufactures thereof	3,82,321	2,69,427	2,68,431	3,96,272	1,99,674
L. Metals other than Iron and Steel and manufactures thereof	1,56,490	1,97,844	1,78,696	1,95,852	1,58,034
M. Paper, Pasteboard, and Stationery	2,35,420	2,06,033	1,81,676	2,23,095	1,58,726
N. Railway plant and Rolling stock	3,865	6,241	4,605
O. Rubber manufactures	35,517	38,599	45,133	49,098	61,912
P. Vehicles (excluding Locomotives, etc., for railways)	1,02,155	2,22,068	1,87,341	2,52,373	1,81,873
Q. Cotton Yarns and manufactures	1,48,22,991	1,10,71,377	1,06,96,142	1,10,32,119	92,23,447
R. Jute Do.	2,12,607	4,34,123	3,38,020	1,72,707	3,16,779
S. Silk Do.	1,19,036	98,784	1,08,522	2,24,678	1,54,427
T. Woollen Do.	47,277	53,374	70,677	1,01,896	1,11,712
U. Other Yarns and textiles wholly or mainly manufactured	54,860	66,536	71,482	1,33,589	1,83,635
V. Miscellaneous	5,14,014	4,75,840	4,42,709	5,30,978	4,39,508
Total Class III	1,83,89,771	1,51,92,013	1,41,52,710	1,48,97,084	1,27,31,352

Summary of the value of the imports of merchandise consigned from British Empire, during each of the years 1924-1925 to 1928-1929—contd.

	1924-25.	1925-26.	1926-27.	1927-28.	1928-29.
IV.—LIVING ANIMALS—	Rs.	Rs.	Rs.	Rs.	Rs.
A. Horses	150	600	100	200	100
B. Other Living animals	10,26,269	8,96,891	12,12,400	9,37,344	7,20,247
Total, Class IV ..	10,26,419	8,97,491	12,12,500	9,37,544	7,20,347
V.—POSTAL ARTICLES	2,34,065	2,21,751	2,05,401	1,35,114	1,33,225
Total ..	3,73,41,980	3,92,83,929	3,27,60,323	4,81,75,199	4,59,84,423

No. 1B.

Summary of the value of the imports of merchandise consigned from foreign countries, during each of the years 1924-1925 to 1928-1929.

	1924-25.	1925-26.	1926-27.	1927-28.	1928-29.
I.—FOODS, DRINK AND TOBACCO—	Rs.	Rs.	Rs.	Rs.	Rs.
A. Fish (excluding canned fish)	1,64,048	1,59,378	1,75,462	2,29,372	2,22,116
B. Fruits and Vegetables	9,04,046	9,36,923	6,67,397	1,73,482	2,65,551
C. Grain, Pulse and Flour	4,97,768	5,50,343	4,30,166	2,05,184	1,07,789
D. Liquors	50,712	65,743	85,188	1,13,342	78,213
E. Provisions and Oilman's Stores	2,68,845	3,70,069	3,01,572	2,82,173	6,05,893
F. Spices	9,317	34,619	12,701	16,621	8,934
G. Sugar	27,22,427	18,83,918	23,13,398	30,44,072	39,22,142
H. Tea	23,271	15,845	61,745	28,349	41,116
I. Other Food and Drink	78,72,018	47,68,265	46,10,360	44,81,982	34,93,093
J. Tobacco	6,64,070	6,15,905	8,26,063	14,24,767	15,70,648
Total, Class I ..	1,31,76,522	94,01,008	94,84,052	99,99,344	1,03,15,494
II.—RAW MATERIALS AND PRODUCE AND ARTICLES MAINLY UNMANUFACTURED—					
A. Coal, Coke and Patent fuel	1,54,075	1,77,500	9,55,611	..	2,00,592
B. Other non-metallic mining and quarry products and the like	70,153	1,34,210
C. Fodder, Bran, and Pollards	41,826	34,413	28,883	2,010	..
D. Gums, Resins, and Lac	7,45,817	5,82,018	4,75,171	7,10,156	10,56,301
E. Hides and Skins, raw or undressed	31,00,910	33,67,430	36,57,763	39,99,866	42,90,774
F. Metallic ores and scrap iron or steel for remanufacture	13,742	15,815	21,391	25,187	14,990
G. Oils—Vegetable, mineral and animal	60,81,640	8,84,975	96,19,499	9,51,688	6,87,579
H. Oilcakes of all kinds	5,246	1,486	741	1,421	285
I. Paper making materials
J. Rubber, raw or crude
K. Seeds, including nuts for oils	3,80,201	2,90,720	2,08,107	2,41,341	1,62,195
L. Tallow, Stearine and Wax	29,364	35,065	38,758	13,000	38,312
M. Textile materials—Cotton raw and waste	27,479	11,722	9,555	52,353	22,797
N. Do. Jute Do.	4,093	2,108	1,150	..	539
O. Do. Silk Do.	1,565
P. Do. Wool Do.
Q. Other textile materials
R. Wood and Timber	1,94,522	1,64,572	1,44,926	2,11,300	1,48,158
S. Miscellaneous	6,85,700	3,09,370	2,48,999	2,38,424	2,81,154
Total, Class II ..	1,14,66,180	58,77,194	1,54,10,554	65,16,899	70,37,886

Summary of the value of the imports of merchandise consigned from foreign countries, during each of the years 1924-1925 to 1928-1929—*contd.*

	1924-25.	1925-26.	1926-27.	1927-28.	1928-29.
III.—ARTICLES WHOLLY OR MAINLY MANUFACTURED—	Rs.	Rs.	Rs.	Rs.	Rs.
A. Apparel	44,496	45,247	43,784	65,027	76,994
B. Arms, Ammunition and Military stores	7,275	420	1,628	1,220
C. Chemicals, Drugs and Medicines	1,14,772	96,951	95,499	1,02,836	1,70,433
D. Cutlery, Hardware, Implements and instruments (excluding electrical instruments and apparatus)	2,73,420	2,89,275	3,69,289	3,49,646	2,81,098
E. Dyes and Colours	3,77,156	3,84,455	4,91,927	4,35,333	3,98,350
F. Electrical goods and apparatus (other than machinery)	3,102	5,255	44,394	8,482	18,612
G. Furniture, Cabinetware, and manufactures of wood and timber	61,659	33,105	32,391	38,899	44,107
H. Glassware and Earthenware	3,47,729	2,50,659	2,92,190	2,89,408	1,89,608
I. Hides and Skins, tanned or dressed, and Leather	4,551	7,868	9,352	9,410	8,357
J. Machinery of all kinds, including belting for machinery	67,731	37,362	88,330	67,159	92,173
K. Metals, Iron and Steel, and manufactures thereof	1,14,839	52,719	1,53,343	1,59,570	78,174
L. Metals other than Iron and Steel and manufactures thereof	38,017	42,971	29,220	53,923	34,915
M. Paper, Pasteboard, and Stationery	56,056	67,357	53,359	89,807	69,405
N. Railway plant and Rolling stock	5,515
O. Rubber manufactures	63,642	79,982	1,00,070	1,21,737	80,636
P. Vehicles (excluding Locomotives, etc., for railways)	1,94,372	3,18,374	2,93,839	3,13,547	4,03,971
Q. Cotton Yarns and manufactures	1,12,57,926	1,42,61,961	1,32,12,312	1,28,01,312	96,44,989
R. Jute Do.	78,086	1,09,009	69,144	60,584	56,310
S. Silk Do.	1,03,197	89,403	79,621	1,24,875	1,33,121
T. Woollen Do.	81,686	45,763	59,963	1,01,163	82,812
U. Other Yarns and textiles wholly or mainly manufactured	5,649	19,923	21,617	1,09,250	2,55,692
V. Miscellaneous	9,99,180	9,18,218	8,05,317	10,56,035	9,23,787
Total, Class III	1,42,86,246	1,71,63,132	1,63,55,896	1,63,59,670	1,30,44,764
IV.—LIVING ANIMALS—					
A. Horses	100	430	400	450
B. Other living animals	28,763	69,571	1,08,699	49,010	33,224
Total, Class IV	28,763	69,671	1,09,129	49,410	33,674
V.—POSTAL ARTICLES	34,783	42,254	44,533	83,236	71,342
Total	3,89,92,494	3,25,53,259	4,14,04,164	3,30,08,559	3,05,03,160

No. 1C.

A.—Summary of the value of the imports of merchandise consigned from British Empire and foreign countries, during each of the years 1924-1925 to 1928-1929.

	1924-25.	1925-26.	1926-27.	1927-28.	1928-29.
L.—FOOD, DRINK AND TOBACCO—	Rs.	Rs.	Rs.	Rs.	Rs.
A. Fish (excluding canned fish)	1,98,611	1,77,648	1,97,476	2,62,377	2,40,752
B. Fruits and Vegetables	11,25,806	12,54,704	8,88,441	11,90,429	13,53,876
C. Grain, Pulse and Flour	40,06,070	55,74,677	40,46,676	69,65,503	74,53,967
D. Liquors	3,01,350	3,25,242	3,29,450	3,34,797	3,55,035
E. Provisions and Oilman's stores	10,29,634	9,59,623	8,81,304	10,33,159	12,45,554
F. Spices	14,97,201	15,86,310	14,67,712	12,90,692	13,65,736
G. Sugar	36,91,512	24,24,102	27,94,523	37,36,637	40,30,422
H. Tea	2,53,451	4,77,232	4,70,294	4,69,539	3,80,108
I. Other Food and Drink	82,46,994	49,48,429	50,88,391	54,39,844	45,87,341
J. Tobacco	36,92,650	29,66,782	31,05,560	40,24,932	45,68,300
Total, Class I	2,40,43,279	2,06,94,749	1,92,69,827	2,47,47,909	2,55,81,091

A.—Summary of the value of the imports of merchandise consigned from British Empire and foreign countries, during each of the years 1924-1925 to 1928-1929—*contd.*

	1924-25.	1925-26.	1926-27.	1927-28.	1928-29.
II.—RAW MATERIALS AND PRODUCE AND ARTICLES MAINLY UNMANUFACTURED—	Rs.	Rs.	Rs.	Rs.	Rs.
A. Coal, Coke, and Patent fuel	41,30,700	34,02,692	53,73,991	31,32,790	26,71,764
B. Other non-metallic mining and quarry products and the like	79,374	1,40,175
C. Fodder, Bran, and Pollards	89,490	91,400	94,456	88,993	70,786
D. Gums, Resins, and Lac	9,42,842	7,34,243	6,55,414	9,06,212	14,12,629
E. Hides and Skins, raw or undressed	47,22,740	49,96,545	51,59,470	65,60,166	74,71,262
F. Metallic ores and scrap Iron or Steel for remanufacture	14,003	16,815	32,290	32,559	16,390
G. Oils—Vegetable, mineral and animals	64,16,007	67,70,429	1,00,94,407	1,14,45,353	1,05,52,440
H. Oilcakes of all kinds	5,266	1,486	741	1,421	285
I. Paper making materials
J. Rubber, raw or crude
K. Seeds	5,89,384	6,52,161	5,38,511	5,87,633	7,83,212
L. Tallow, Stearine, and Wax	51,725	53,665	57,577	26,824	49,415
M. Textile materials—Cotton raw and waste	39,325	24,384	20,477	62,193	29,144
N. Do. Jute Do.	5,679	2,992	1,950	1,816	1,479
O. Do. Silk Do.	43,612	36,096	25,980	21,710	24,270
P. Do. Wool Do.	270
Q. Other textile materials
R. Wood and Timber	3,71,969	2,97,055	3,30,255	5,38,759	2,75,068
S. Miscellaneous	8,68,136	4,76,164	4,28,972	4,87,988	6,73,469
Total, Class II	1,82,91,148	1,75,56,127	2,28,14,491	2,39,73,791	2,41,71,788
III.—ARTICLES WHOLLY OR MAINLY MANUFACTURED—					
A. Apparel	1,85,835	1,74,773	1,68,340	2,50,479	2,67,361
B. Arms, Ammunition and Military stores	11,508	15,214	1,33,563	7,108	6,653
C. Chemicals, Drugs and Medicines	4,11,562	3,71,645	3,34,026	3,57,195	4,06,726
D. Cutlery, Hardware, Implements and instruments (excluding electrical instruments and apparatus)	5,78,363	6,01,599	5,96,135	7,78,752	6,90,049
E. Dyes and Colours	8,45,983	7,48,116	7,47,325	6,64,115	6,11,631
F. Electrical goods and apparatus (other than machinery)	23,244	1,32,209	1,50,043	72,204	90,005
G. Furniture, Cabinetware, and manufactures of Wood and Timber	1,43,084	73,432	85,320	1,01,047	87,754
H. Glassware and Earthenware	5,00,890	3,84,480	3,99,618	4,09,955	2,79,122
I. Hides and Skins, tanned or dressed, and Leather	67,365	52,593	55,756	83,593	62,051
J. Machinery of all kinds, including belting for machinery	2,28,999	6,65,158	3,56,726	2,27,807	3,21,225
K. Metals, Iron and Steel, and manufactures thereof	4,97,160	3,22,146	4,21,774	5,55,842	2,27,848
L. Metals other than Iron and Steel, and manufactures thereof	1,94,507	2,40,815	2,07,916	2,49,814	1,92,949
M. Paper, Pasteboard, and Stationery	2,91,476	2,73,390	2,40,035	3,12,902	2,28,131
N. Railway plant and Rolling stock	3,865	6,241	10,120
O. Rubber manufactures	99,159	1,18,681	1,45,203	1,70,835	1,42,548
P. Vehicles (excluding Locomotive, etc., for railways)	2,96,527	5,40,442	4,81,180	5,65,920	5,85,844
Q. Cotton Yarns and manufactures	2,60,80,917	2,53,33,338	2,39,08,454	2,38,33,431	1,88,68,436
R. Jute Do.	2,90,693	5,43,132	4,07,164	2,33,291	3,73,089
S. Silk Do.	2,22,233	1,88,187	1,88,143	3,49,553	2,87,548
T. Woollen Do.	1,28,963	99,137	1,30,640	2,03,059	1,94,524
U. Other Yarns and textiles wholly or mainly manufactured	60,509	86,459	93,099	2,42,839	4,39,327
V. Miscellaneous	15,13,174	13,94,058	12,48,026	15,87,013	13,63,295
Total, Class III	3,26,76,017	3,23,55,145	3,05,08,606	3,12,56,754	2,57,76,116
IV.—LIVING ANIMALS—					
A. Horses	150	700	530	600	550
B. Other living animals	10,55,032	9,66,462	13,21,099	9,86,354	7,53,471
Total, Class IV	10,55,182	9,67,162	13,21,629	9,86,954	7,54,021
V.—POSTAL ARTICLES	2,68,848	2,64,005	2,49,934	2,18,350	2,04,567
Total	7,63,34,474	7,18,37,188	7,41,64,487	8,11,83,758	7,64,87,583

A.—Summary of the value of the exports of merchandise to British Empire, during each of the years 1924-1925 to 1928-1929.

	1924-25.	1925-26.	1926-27.	1927-28.	1928-29.
I.—FOOD, DRINK AND TOBACCO—	Ra.	Ra.	Ra.	Ra.	Ra.
A. Fish (excluding canned fish)	5,15,950	4,39,874	4,17,756	4,01,178	2,82,527
B. Fruits and Vegetables	1,54,205	2,18,259	2,02,008	2,88,881	4,12,372
C. Grain, Pulse and Flour	6,38,498	6,50,606	7,06,346	10,61,061	18,31,430
D. Liquors	39,721	39,346	34,664	24,114	22,564
E. Provisions and Oilman's stores	1,94,845	1,49,683	1,69,002	2,42,701	3,00,137
F. Spices	47,395	95,537	69,547	50,261	50,963
G. Sugar	3,95,174	3,74,003	4,45,420	6,99,487	6,09,871
H. Tea	79,574	81,776	85,375	1,44,504	91,240
I. Other Food and Drink	57,34,553	40,47,341	38,42,499	33,90,727	33,16,871
J. Tobacco	6,13,752	4,90,804	5,56,591	6,81,326	1,51,362
Total, Class I	84,13,667	65,87,229	65,29,208	69,84,240	70,69,337
II.—RAW MATERIALS AND PRODUCE AND ARTICLES MAINLY UNMANUFACTURED—					
A. Coal, Coke, and Patent fuel,
B. Other non-metallic, mining and quarry products and the like	1,90,579	1,36,155
C. Fodder, Bran, and Pollards	18,570	4,931	26,257	23,221	23,619
D. Gums, Resins, and Lac	6,25,020	4,92,466	3,97,710	4,55,301	5,21,053
E. Hides and Skins, raw	27,15,486	26,87,863	25,59,010	28,22,362	31,89,270
F. Metallic ores and scrap Iron or Steel for re-manufacture	14	..	57	100	217
G. Oils—Vegetables, mineral and animals	52,331	96,025	92,885	1,03,065	64,860
H. Oilcakes of all kinds	49	389	72	265	41
I. Paper making materials
J. Rubber, raw or crude
K. Seeds, including nuts for oils	77,362	5,065	8,065	3,507	7,251
L. Tallow, Stearine, and Wax	30,794	18,233	13,694	11,428	33,360
M. Textile materials—Cotton raw and waste	18,945	6,456	637	57,942	9,826
N. Do. Jute Do.	2,320	310	60
O. Do. Silk Do.
P. Do. Wool Do.	400
Q. Other textile materials	1,500	500
R. Wood and Limber	39,631	4,353	19,330	26,710	19,400
S. Miscellaneous	4,54,716	2,77,226	2,17,629	1,60,997	2,48,191
Total, Class II	40,36,738	35,93,817	33,35,746	38,55,477	42,53,303
III.—ARTICLES WHOLLY OR MAINLY MANUFACTURED—					
A. Apparel	28,172	36,949	17,138	41,744	28,991
B. Arms, Ammunition and Military stores	2,984	615	6,388	3,255	459
C. Chemicals, Drugs and Medicines	67,043	57,867	36,957	25,408	35,428
D. Cutlery, Hardware, Implements (except machine tools), and instruments	97,280	72,074	90,040	1,12,340	74,020
E. Dyes and Colours	42,915	35,749	23,055	22,655	7,113
F. Electrical goods apparatus (other than machinery)
G. Furniture, Cabinetware, and manufactures of Wood	11,701	45,745	54,241	43,087	51,917
H. Glassware and Earthenware	11,270	11,102	16,760	18,261	13,043
I. Hides and Skins, tanned or dressed, and Leather	1,310	1,186	810	1,258	775
J. Machinery of all kinds, including belting for machinery	35,394	4,814	5,213	14,730	24,255
K. Metals, Iron and Steel, and manufactures thereof	21,158	3,203	13,623	8,256	4,673
L. Metals other than Iron and Steel and manufactures thereof	30,061	23,625	18,037	29,246	23,084
M. Paper, Pasteboard, and Stationery	13,108	20,068	12,002	15,161	16,953
N. Railway plant and Rolling stock	20,327	..	40,000	100	..
O. Rubber manufactures	3,810	7,334	12,973	20,159	21,000
P. Vehicles (excluding Locomotive, etc., for railways)	64,078	61,934	64,326	69,051	1,06,451
Q. Cotton Yarns and manufactures	30,55,082	25,29,489	24,17,932	25,50,280	15,95,073
R. Jute Do.	40,440	71,430	56,178	22,221	28,385
S. Silk Do.	2,925	8,065	50	2,200	11,512
T. Woollen Do.	13,063	6,535	6,877	18,091	12,870
U. Other Yarns and textiles wholly or mainly manufactured	396	2,851	3,000	7,117	5,500
V. Miscellaneous	4,01,722	3,46,827	2,56,272	97,753	79,924
Total, Class III	39,64,239	33,47,462	31,51,872	31,22,373	21,41,426

EXPORTS.

34

650

No. 2A.

A.—Summary of the value of the exports of merchandise to British Empire, during each of the years 1924-1925 to 1928-1929—*contd.*

	1924-25.	1925-26.	1926-27.	1927-28.	1928-29.
	Rs.	Rs.	Rs.	Rs.	Rs.
IV.—LIVING ANIMALS—					
A. Horses	1,141	300	..	1,900	..
B. Cattle	3,410	3,805	2,380	8,420	..
C. Sheep and Goats	96,637	1,93,845	5,53,416	2,45,262	11,736
D. Other living animals	3,480	17,272	6,940	5,416	4,845
Total, Class IV	1,04,668	2,15,222	5,62,736	2,60,998	16,581
V.—POSTAL ARTICLES	3,15,432	2,95,539	2,72,756	2,75,151	2,53,570
Total	1,68,34,744	1,40,39,269	1,38,52,318	1,44,98,239	1,37,34,217

No. 2B.

Summary of the value of the exports of merchandise to foreign countries, during each of the years 1924-1925 to 1928-1929.

	1924-25.	1925-26.	1926-27.	1927-28.	1928-29.
	Rs.	Rs.	Rs.	Rs.	Rs.
I.—FOOD, DRINK AND TOBACCO—					
A. Fish (excluding canned fish)	43,654	23,118	25,087	67,454	88,142
B. Fruits and Vegetables	4,54,579	5,18,581	3,42,387	5,11,550	5,03,970
C. Grain, Pulse and Flour	20,15,989	25,90,073	20,11,108	37,19,081	35,85,559
D. Liquors	4,997	1,147	2,592	10,567	10,554
E. Provisions and Oilman's stores	4,77,931	4,97,721	4,29,853	6,56,094	7,74,350
F. Spices	11,94,131	12,60,127	11,73,457	10,48,754	10,95,928
G. Sugar	19,66,435	17,04,817	14,83,980	23,56,895	24,27,999
H. Tea	1,87,003	2,77,962	2,50,551	2,39,181	1,92,027
I. Other Food and Drink	82,02,945	59,42,768	65,04,565	68,55,314	55,40,993
J. Tobacco	20,13,959	17,21,108	19,12,697	22,35,374	31,85,812
Total, Class I	1,65,79,623	1,45,37,422	1,41,36,284	1,77,00,264	1,74,05,334
II.—RAW MATERIALS AND PRODUCE AND ARTICLES MAINLY UNMANUFACTURED—					
A. Coal, Coke, and Patent fuel	2,002	9,339	24,453	1,868	1,944
B. Other than non-metallic mining and quarry products and the like	3,939	1,706
C. Fodder, Bran, and Pollards	5,118	11,700	6,206	5,459	5,980
D. Gums, Resins, and Lac	5,10,620	4,88,409	3,78,273	5,04,953	9,75,851
E. Hides and Skins, raw	52,08,993	67,23,700	59,55,666	84,58,422	97,58,934
F. Metallic ores and scrap Iron or Steel for re-manufacture	1,906	3,387	1,817	274	10,674
G. Oils—Vegetable, mineral and animals	5,69,283	4,94,857	3,53,398	5,14,516	4,54,817
H. Oilcakes of all kinds	540	1,093	1,514	1,119	3,404
I. Paper making materials
J. Rubber, raw or crude
K. Seeds, including nuts for oils	2,04,052	1,31,660	1,45,998	1,49,448	2,33,477
L. Tallow, Stearine, and Wax	64,063	81,213	91,890	71,378	46,976
M. Textile materials—Cotton raw and waste	11,583	3,104	2,243	4,883	8,372
N. Do. Jute Do.	1,499	1,728	1,731	2,751	3,362
O. Do. Silk Do.	23,185	11,716	11,430	9,178	16,000
P. Do. Wool Do.	40	..	500	700	4,850
Q. Other textile materials
R. Wood and Timber	57,387	26,815	36,694	58,990	39,303
S. Miscellaneous	3,80,624	3,06,225	1,92,104	3,64,816	5,00,646
Total, Class II	70,35,895	82,94,946	72,03,917	101,52,694	1,20,66,296

No. 2B.

651

Summary of the value of the exports of merchandise to foreign countries, during each of the years 1924-1925 to 1928-1929—*contd.*

	1924-25.	1925-26.	1926-27.	1927-28.	1928-29.
III.—ARTICLES WHOLLY OR MAINLY MANUFACTURED—	Rs.	Rs.	Rs.	Rs.	Rs.
A. Apparel	72,573	32,543	47,991	70,370	1,04,961
B. Arms, Ammunition and Military stores	27,564	50,518	1,32,407	9,801	4,953
C. Chemicals, Drugs and Medicines	1,61,688	1,67,348	1,55,575	1,41,256	1,63,881
D. Cutlery, Hardware, Implements (except machine tools), and instruments	2,46,145	2,19,700	3,19,379	3,51,140	3,11,053
E. Dyes and Colours	5,02,496	5,08,445	4,42,253	3,79,552	3,54,452
F. Electrical goods apparatus (other than machinery)
G. Furniture, Cabinetware, and manufactures of Wood	12,203	19,667	16,960	30,361	34,216
H. Glassware and Earthenware	2,75,677	2,26,449	2,05,304	2,19,410	1,53,130
I. Hides and Skins, tanned or dressed, and Leather	9,920	5,301	8,514	10,622	9,174
J. Machinery of all kinds, including belting for machinery	40,493	17,129	15,484	22,794	1,01,848
K. Metals, Iron and Steel, and manufactures thereof	1,78,379	1,08,067	1,23,173	2,98,005	1,12,421
L. Metals other than Iron and Steel and manufactures thereof	98,923	1,05,812	92,745	1,13,882	1,02,604
M. Paper, Pasteboard, and Stationery	1,07,267	1,04,055	78,577	1,06,106	1,05,953
N. Railway Plant and Rolling Stock	14,800	..
O. Rubber manufactures	1,356	4,058	9,488	33,258	22,875
P. Vehicles (excluding Locomotive, etc., for railways)	55,967	1,25,673	1,37,293	2,29,748	1,89,335
Q. Cotton Yarns and manufactures	1,92,56,256	1,91,90,324	1,83,03,654	1,83,38,873	1,59,51,341
R. Jute Do.	1,92,412	2,70,401	2,26,343	2,13,287	2,62,825
S. Silk Do.	62,067	1,08,663	91,102	1,63,642	1,22,860
T. Woollen Do.	35,237	27,757	27,911	57,739	41,333
U. Other Yarns and textiles wholly or mainly manufactured	2,306	1,201	1,657	53,375	76,854
V. Miscellaneous	4,60,106	5,02,045	5,57,909	5,40,317	3,88,869
Total, Class III	2,17,99,035	2,17,95,165	2,09,93,719	2,13,98,838	1,86,14,938
IV.—LIVING ANIMALS—					
A. Horses
B. Cattle	100	12,270	770	..	160
C. Sheep and Goats	91,855	57,922	24,670	20,589	46,447
D. Other living animals	3,010	2,679	2,100	2,320	9,257
Total, Class IV	94,965	72,871	27,540	22,909	55,864
V.—POSTAL ARTICLES	17,585	11,322	4,483	3,329	5,363
Total	4,55,27,103	4,47,11,726	4,23,65,943	4,92,78,034	4,81,47,795

No. 2c.

Summary of the value of the exports of merchandise to British Empire and foreign countries during each of the years 1924-1925 to 1928-1929.

	1924-25.	1925-26.	1926-27.	1927-28.	1928-29.
I.—FOOD, DRINK, AND TOBACCO—	Rs.	Rs.	Rs.	Rs.	Rs.
A. Fish (excluding canned fish)	5,59,604	4,62,992	4,42,843	4,68,632	3,70,669
B. Fruits and Vegetables	6,08,784	7,36,840	5,44,395	8,00,431	9,16,342
C. Grain, Pulse and Flour	26,54,487	32,40,679	27,17,454	47,80,142	54,16,989
D. Liquors	44,718	40,493	37,263	34,681	33,118
E. Provisions and Oilman's stores	6,72,776	6,47,404	5,98,855	8,98,795	10,74,487
F. Spices	12,41,526	13,55,664	12,43,004	10,99,015	11,46,891
G. Sugar	23,61,609	20,78,820	19,29,400	30,56,382	30,37,870
H. Tea	2,66,577	3,59,738	3,35,926	3,83,685	2,83,267
I. Other Food and Drink	1,39,55,498	99,90,109	1,03,47,064	1,02,46,041	83,57,864
J. Tobacco	26,27,711	22,11,912	24,69,288	29,16,700	33,37,174
Total, Class I	2,49,93,290	2,11,24,651	2,06,65,492	2,46,84,504	2,44,74,871

Summary of the value of the exports of merchandise to British Empire and foreign countries, during each of the years 1924-1925 to 1928-1929—*contd.*

	1924-25.	1925-26.	1926-27.	1927-28.	1928-29.
II.—RAW MATERIALS AND PRODUCE AND ARTICLES MAINLY UNMANUFACTURED—	Rs.	Rs.	Rs.	Rs.	Rs.
A. Coal, Coke, and Patent fuel	2,002	9,339	24,453	1,868	1,944
B. Other non-metallic mining and quarry products and the like	1,94,518	1,37,861
C. Fodder, Bran, and Pollards	23,688	16,631	32,463	28,680	29,599
D. Gums, Resins, and Lac	11,35,640	9,80,875	7,75,983	9,60,254	14,96,904
E. Hides and Skins, raw	79,19,479	94,11,563	85,14,676	1,12,80,784	1,29,48,204
F. Metallic ores and scrap Iron or Steel for re-manufacture	1,920	3,387	1,874	374	10,891
G. Oils—Vegetable, mineral and animals	6,21,614	5,90,882	4,46,283	6,17,581	5,19,677
H. Oilcakes of all kinds	589	1,482	1,586	1,384	3,445
I. Paper making materials
J. Rubber, raw or crude
K. Seeds, including nuts for oils	2,81,414	1,36,725	1,54,063	1,52,955	2,40,728
L. Tallow, Stearins, and Wax	94,857	99,446	1,05,584	82,806	80,336
M. Textile materials—Cotton raw and waste	30,528	9,560	2,880	62,825	18,198
N. Do. Jute Do.	3,819	2,038	1,731	2,751	3,422
O. Do. Silk Do.	23,185	11,716	11,430	9,178	16,000
P. Do. Wool Do.	40	..	900	700	4,850
Q. Other textile materials	1,500	500
R. Wood and Timber	97,018	31,168	56,024	85,700	58,703
S. Miscellaneous	8,35,340	5,83,451	4,09,733	5,25,813	7,48,837
Total, Class II ..	1,10,72,633	1,18,88,763	1,05,39,663	1,40,08,171	1,63,19,599
III.—ARTICLES WHOLLY OR MAINLY MANUFACTURED—					
A. Apparel	1,00,745	69,492	65,129	1,12,114	1,33,952
B. Arms, Ammunition and Military stores	30,548	51,133	1,38,795	13,056	5,412
C. Chemicals, Drugs and Medicines	2,28,731	2,25,215	1,92,532	1,66,664	1,99,309
D. Cutlery, Hardware, Implements (except machine tools), and instruments	3,43,425	2,91,783	4,09,419	4,63,482	3,85,073
E. Dyes and Colours	5,45,411	5,44,194	4,65,308	4,02,205	3,61,565
F. Electrical goods and apparatus (other than machinery)
G. Furniture, Cabinetware, and manufactures of Wood	23,904	65,412	71,201	73,448	86,133
H. Glassware and Earthenware	2,86,947	2,37,551	2,22,064	2,37,671	1,66,173
I. Hides and Skins, tanned or dressed, and Leather	11,230	6,487	9,324	11,880	9,949
J. Machinery of all kinds, including belting for machinery	75,887	21,943	20,697	37,524	1,26,103
K. Metals, Iron and Steel, and manufactures thereof	1,99,537	1,11,270	1,36,796	3,06,261	1,17,094
L. Metals other than Iron and Steel and manufactures thereof	1,28,984	1,29,437	1,10,782	1,43,128	1,25,688
M. Paper, Pasteboard, and Stationery	1,20,375	1,24,123	90,579	1,21,267	1,22,906
N. Railway plant and Rolling Stock	20,327	..	40,000	14,900	..
O. Rubber manufactures	5,166	11,392	22,461	53,417	43,875
P. Vehicles (excluding Locomotives, etc., for railways)	1,20,045	1,87,607	2,01,619	2,98,799	2,95,786
Q. Cotton Yarns and manufactures	2,23,11,338	2,17,19,813	2,07,21,586	2,08,89,153	1,75,46,414
R. Jute Do.	2,32,852	3,41,831	2,82,521	2,35,508	2,91,210
S. Silk Do.	64,992	1,16,728	91,152	1,65,842	1,34,372
T. Woollen Do.	48,300	34,292	34,788	75,830	54,203
U. Other Yarns and textiles wholly or mainly manufactured	2,702	4,052	4,657	60,992	82,354
V. Miscellaneous	8,61,824	8,48,872	8,14,181	6,38,070	4,68,793
Total, Class III ..	2,57,63,274	2,51,42,627	2,41,45,591	2,45,21,211	2,07,56,364
IV.—LIVING ANIMALS—					
A. Horses	1,141	300	..	1,900	..
B. Cattle	3,510	16,075	3,150	8,420	160
C. Sheep and Goats	1,88,492	2,51,767	5,78,086	2,66,851	58,183
D. Other living animals	6,490	19,951	9,040	7,736	14,102
Total, Class IV ..	1,99,633	2,88,093	5,90,276	2,83,907	72,445
V.—POSTAL ARTICLES ..	3,33,017	3,06,861	2,77,239	2,78,480	2,58,933
Total ..	6,23,61,847	5,87,50,995	5,62,18,261	6,37,76,273	6,18,82,012

No. 1.

Value (in rupees) of the sea-borne trade of Aden with foreign countries and with India, exclusive of Government stores and treasure, in each official year from 1924-1925 to 1928-1929.

					1924-25.	1925-26.	1926-27.	1927-28.	1928-29.
					Rs.	Rs.	Rs.	Rs.	Rs.
Imports—									
Merchandise	7,63,34,474	7,18,37,188	7,41,64,487	8,11,83,758	7,64,87,583
Treasure	1,04,35,018	1,51,61,608	1,11,13,581	1,29,77,592	63,17,585
				Total	8,67,69,492	8,69,98,796	8,52,78,068	9,41,61,350	8,28,05,168
Exports—									
Merchandise	6,23,61,847	5,87,50,995	5,62,18,261	6,37,76,273	6,18,82,012
Treasure	1,14,77,644	1,36,16,037	1,04,69,066	1,37,92,934	62,01,301
				Total	7,38,39,491	7,23,67,032	6,66,87,327	7,75,69,207	6,80,83,313
Grand Total, Imports and Exports					16,06,08,983	15,93,65,828	15,19,65,395	17,17,30,557	15,08,88,481

No. 2.

Value (in rupees) of the total imports and exports of Government stores and treasure from and to foreign and Indian ports, in each official year from 1924-1925 to 1928-1929.

					1924-25.	1925-26.	1926-27.	1927-28.	1928-29.
					Rs.	Rs.	Rs.	Rs.	Rs.
Imports—									
Stores	3,25,580	1,94,844	5,60,239	57,282	20,023
Treasure	21,10,600	10,27,500	10,05,816	52,04,000	..
				Total	24,36,180	12,22,344	15,66,055	52,61,282	20,023
Exports—									
Stores	2,75,113	4,35,693	76,802	27,577	13,976
Treasure	30,000	4,18,032	6,38,241	1,91,046	2,34,903
				Total	3,05,113	8,53,725	7,15,043	2,18,623	2,48,879
Grand Total, Imports and Exports					27,41,293	20,76,069	22,81,098	54,79,905	2,68,902

TRADE WITH COUNTRIES.
1924-25 TO 1928-29.

No.

Value (in rupees) of the imports of merchandise and treasure (excluding Government stores
1924-25 to 1928-29

Countries.	1924-1925.			1925-1926.		
	Merchandise.	Treasure.	Total.	Merchandise.	Treasure.	Total.
	Rs.	Rs.	Rs.	Rs.	Rs.	Rs.
EUROPE—FIUM						
United Kingdom	1,04,99,695	4,93,050	1,09,92,745	1,08,49,611	2,18,962	1,10,68,573
Austria	23,67,100	64,64,714	88,31,814	18,45,812	1,07,63,837	1,26,09,649
France	6,13,201	..	6,13,201	5,17,549	..	5,17,549
Germany	4,90,325	..	4,90,325	4,53,139	..	4,53,139
Greece	8,930	..	8,930	6,700	..	6,700
Italy	3,20,137	..	3,20,137	3,60,456	..	3,60,456
Triest
Other Countries	5,38,126	..	5,38,126	2,04,517	..	2,04,517
AFRICA AND ADJACENT ISLANDS—						
Anglo Egyptian Sudan	49,193	3,750	52,943	22,187	3,000	25,187
Egypt	9,38,372	1,57,500	10,95,872	9,39,247	6,43,653	15,82,900
North Africa, including Morocco, Algeria, Tripoli and Tunis	2,500	..	2,500
Abyssinia—Mossawah	3,85,395	1,83,915	5,69,310	6,69,718	1,37,365	8,07,083
D'Jibouti and Obokh	64,26,820	1,12,009	65,38,829	35,71,295	92,785	36,64,080
Eastern Coast of Africa (comprising the Coast between Natal and Abyssinia)—						
Danakil Coast	2,12,225	14,493	2,26,718	3,45,225	9,734	3,54,959
Berbera, Bulhar, Zaila	32,92,001	9,646	33,01,647	28,26,622	19,726	28,46,348
Independent Somali Ports	7,90,023	..	7,90,023	6,18,087	..	6,18,087
Zanzibar including Mombassa and Pemba	1,08,811	600	1,09,411	82,080	..	82,080
Other countries Africa
Kenya Colony	12,44,312	..	12,44,312	14,42,330	600	14,24,930
Tanganyika Territory	1,358	..	1,358	10,755	..	10,755
Mozambique—Portugese East Africa	1,54,075	..	1,54,075	2,27,925	..	2,27,925
Other East African, including Italian Ports	3,28,075	2,000	3,30,075	2,81,089	600	2,81,689
Madagascar, including Comoro	2,960	600	3,560
Mauritius and Dependencies	7,200	..	7,200	1,500	..	1,500
Seychelles	4,500	..	4,500
Natal	2,59,380	..	2,59,380	72,845	..	72,845
UNITED STATES	21,82,668	..	21,82,668	22,10,860	..	22,10,860
CANADA
AUSTRALIA AND NEW ZEALAND	540	..	540	42,318	..	42,318
ASIA—						
Arabia—						
Jeddah	8,240	5,24,767	5,33,007	35,573	2,42,724	2,78,297
Hodeida	24,72,182	4,70,624	29,42,806	26,92,701	7,08,099	34,00,800
Lohia	38,492	2,000	40,492	1,18,612	38,911	1,57,523
Gaizan	2,42,814	2,26,179	4,68,993	1,67,356	83,720	2,51,076
Fursan and other Islands in the Red Sea	12,966	..	12,966	1,57,063	60,676	2,17,739
Mokha	29,16,691	8,54,937	37,71,628	19,69,234	10,00,535	29,69,769
Konfidah and Salif	12,494	..	12,494	78,591	71,688	1,50,279
Independent Arabian Gulf Ports	14,17,540	4,76,275	18,93,815	12,91,480	7,67,793	20,59,273
Maskat	21,121	..	21,121	9,091	4,500	13,591
Other Ports in Arabia
Perim	35,607	3,150	38,757	23,631	4,700	28,331
Turkey in Asia
China
Japan
Persia	7,450	..	7,450	2,610	..	2,610
Bahrein Island	6,390	..	6,390
China (Hongkong)	1,37,379	..	1,37,379	81,096	..	81,096
Tonkin	800	..	800
Mesopotamia	63,06,396	1,830	63,08,226	61,93,962	..	61,93,962
Straits Settlements	7,76,244	..	7,76,244	6,19,763	..	6,19,763
Asiatic Turkey, Persian Gulf, Levant and Black Sea	18,880	10,980	29,860	3,022	..	3,022
Other countries in Asia	1,07,05,342	3,477	1,07,08,819	1,38,52,202	..	1,38,52,202
Total of Foreign Countries	5,63,56,690	1,00,15,896	6,63,72,586	5,49,06,114	1,48,74,208	6,97,80,322
INDIA—						
Bombay	1,71,36,348	4,19,122	1,75,55,470	1,25,76,899	2,87,400	1,28,64,299
Karachi	6,76,603	..	6,76,603	14,86,683	..	14,86,683
Calcutta	19,92,194	..	19,92,194	26,72,003	..	26,72,003
Other Ports	1,72,639	..	1,72,639	1,95,489	..	1,95,489
Total of Indian Ports	1,99,77,784	4,19,122	2,03,96,906	1,69,31,074	2,87,400	1,72,18,474
Grand Total of Imports	7,63,34,474	1,04,35,018	8,67,69,492	7,18,37,188	1,51,61,608	8,69,98,796

TRADE WITH COUNTRIES.

1924-25 TO 1928-29.

3.

and treasure) from each foreign country and ports in India, in each official year from into the Port of Aden.

1926-1927.			1927-28.			1928-1929.		
Merchandise.	Treasure.	Total.	Merchandise.	Treasure.	Total.	Merchandise.	Treasure.	Total.
Rs.	Rs.	Rs.	Rs.	Rs.	Rs.	Rs.	Rs.	Rs.
79,23,756	83,020	80,06,776	2,36,799	..	2,36,799	90,569	..	90,569
24,05,959	63,99,086	88,05,045	1,01,59,263	6,318	1,01,65,581	81,58,236	13,500	81,71,736
5,54,905	..	5,54,905	18,981	..	18,981	14,833	..	14,833
5,52,014	..	5,52,014	6,68,206	..	6,68,206	9,21,082	..	9,21,082
9,850	..	9,850	5,18,689	..	5,18,689	4,50,507	..	4,50,507
3,44,204	..	3,44,204	3,950	..	3,950	1,21,470	..	1,21,470
..	4,39,299	..	4,39,299	4,95,337	..	4,95,337
8,59,726	..	8,59,726	10,46,876	91,61,580	1,02,08,459	8,60,776	14,31,040	22,91,816
85,031	3,954	88,985	8,49,769	..	8,49,769	8,08,939	5,120	8,14,109
9,66,822	17,30,375	26,97,197	79,560	..	79,560	1,17,614	..	1,17,614
..	10,06,343	15,10,935	25,17,278	13,51,865	17,86,672	31,38,537
5,070	..	5,070	29,174	..	29,174	37,620	..	37,620
3,20,869	30,793	3,51,662	3,57,494	6,432	3,63,926	4,28,305	84,744	5,13,049
41,11,818	1,28,815	42,40,633	38,08,116	50,410	38,58,526	38,72,679	19,264	38,91,933
..
4,35,594	..	4,35,594	3,34,732	..	3,34,732	3,82,273	4,230	3,86,503
31,59,042	1,52,020	33,11,062	39,64,614	33,392	39,98,006	45,30,747	2,58,121	47,88,868
3,84,148	..	3,84,148	5,52,730	..	5,52,730	8,08,752	..	8,08,752
..
1,20,534	..	1,20,534	1,24,314	..	1,24,314	1,135	256	1,13,809
53,237	..	53,237
28,54,564	..	28,54,564	10,25,521	..	10,25,521	11,70,882	919	11,71,801
45,224	..	45,224	37,486	..	37,486	27,126	..	27,126
10,41,736	..	10,41,736	65,922	..	65,922	2,56,882	..	2,56,882
..
1,32,220	7,288	1,39,508	94,988	..	94,988	1,78,237	..	1,78,237
3,114	6,395	9,509	476	2,000	2,476	2,490	2,000	4,490
625	..	625	2,700	..	2,700
..
4,18,873	..	4,18,873	14,55,412	..	14,55,412	10,44,764	..	10,44,764
19,39,053	..	19,39,053	22,82,998	..	22,82,998	21,85,012	..	21,85,012
100	..	100	29,200	..	29,200
57,508	..	57,508	1,33,893	..	1,33,893	3,58,564	..	3,58,564
..
1,09,338	7,13,770	8,23,108	86,542	4,00,906	4,87,448	91,765	2,18,101	3,09,866
19,15,253	5,88,595	25,03,848	20,75,249	3,04,977	23,80,226	18,33,346	2,83,385	21,16,731
4,87,023	48,674	5,35,697	97,251	8,615	1,05,866	20,443	2,560	23,003
2,73,693	89,333	3,63,026	52,748	93,637	1,46,385	2,54,289	6,19,711	7,74,000
..
1,95,222	3,905	1,99,127	2,81,520	60,745	3,42,265	3,30,329	1,30,115	4,60,444
17,06,778	8,11,854	25,18,632	20,99,637	5,08,775	26,08,412	17,30,218	8,61,811	25,92,029
45,047	5,523	50,570	67,866	..	67,866	1,26,078	3,123	1,29,201
12,72,807	3,02,181	15,74,988	20,61,390	4,08,320	24,69,710	16,97,522	5,30,608	22,28,130
5,905	..	5,905	36,556	5,000	41,556	51,286	..	51,286
..	9,218	..	9,218
22,961	..	22,961	32,172	370	32,542	17,225	35,160	52,385
..	1,000	..	1,000
54,28,359	..	54,28,359	62,80,802	..	62,80,802	38,94,334	..	38,94,334
66,59,128	..	66,59,128	54,21,494	..	54,21,494	39,68,065	..	39,68,065
8,966	..	8,966	44,970	..	44,970
..	3,510	..	3,510
2,07,735	..	2,07,735	1,60,832	..	1,60,832	1,00,532	..	1,00,532
..
95,10,599	..	95,10,599	1,08,56,784	..	1,08,56,784	1,04,96,368	..	1,04,96,368
6,74,992	..	6,74,992	7,30,020	8,830	7,38,850	5,94,811	1,500	5,96,311
..
17,030	..	17,030	76,580	..	76,580	47,288	..	47,288
6,82,444	..	6,82,444	27,16,171	..	27,16,171	32,68,257	..	62,68,257
..
5,80,08,876	1,11,05,581	6,91,14,457	6,24,29,222	1,25,71,242	7,50,00,464	5,74,01,918	61,91,940	6,35,93,858
..
1,17,68,188	8,000	1,17,66,188	1,35,95,779	4,06,350	1,40,02,129	1,39,78,019	1,25,645	1,41,03,664
14,14,764	..	14,14,764	25,28,566	..	25,28,566	27,30,517	..	27,30,517
28,89,200	..	28,89,200	24,83,318	..	24,83,318	22,10,554	..	22,10,554
93,459	..	93,459	1,46,873	..	1,46,873	1,66,575	..	1,66,575
..
1,61,55,611	8,000	1,61,63,611	1,87,54,536	4,06,350	1,91,60,886	1,90,85,665	1,25,645	1,92,11,310
..
7,41,64,487	1,11,13,581	8,52,78,068	8,11,83,758	1,29,77,592	9,41,61,350	7,64,87,583	63,17,585	8,28,05,168

TRADE WITH COUNTRIES.
1924-25 TO 1928-29.

No.

Value (in rupees) of the exports of merchandise and treasure (excluding Government stores and from the

Countries.	1924-1925.			1925-1926.		
	Merchandise.	Treasure.	Total.	Merchandise.	Treasure.	Total.
	Rs.	Rs.	Rs.	Rs.	Rs.	Rs.
EUROPE—						
United Kingdom	40,72,208	..	40,72,208	29,63,535	..	29,63,535
Trieste .. .	2,89,907	..	2,89,907	1,69,850	..	1,69,850
France	35,66,917	..	35,66,917	29,34,471	..	29,34,471
Germany	6,28,472	..	6,28,477	4,94,628	..	4,94,628
Spain	9,07,987	..	9,07,987	3,88,476	..	3,88,476
Italy	6,18,280	..	6,18,280	4,48,369	..	4,48,369
Denmark	3,68,279	..	3,68,279	1,87,730	..	1,87,730
Other Countries	2,17,076	..	2,17,076	2,00,013	..	2,00,013
Norway	7,66,800	..	7,66,800	5,01,320	..	5,01,320
Sweden	2,91,665	..	2,91,665	1,25,500	..	1,25,500
Belgium	1,59,025	..	1,59,025	2,68,244	..	2,68,244
AFRICA AND ADJACENT ISLANDS—						
Anglo Egyptian Sudan	4,36,187	..	4,36,187	2,83,591	..	2,83,591
Egypt	32,06,657	29,196	32,35,853	21,81,041	45,335	22,26,376
North Africa (Morocco, Algeria Tripoli, Tunis)	10,300	..	10,300	560	..	560
Mossawah	13,06,437	3,86,468	16,92,905	10,50,190	1,88,400	12,38,590
D'Jibouti and Obokh	1,12,61,946	62,71,849	1,75,33,795	99,38,830	65,85,875	1,65,24,705
Eastern Coast of Africa (comprising the Coast between Natal and Abyssinia)—				3,80,670	20,410	4,01,080
Danakil Coast	3,69,666	44,469	4,14,135	40,56,954	2,08,800	42,65,754
Berbera, Bulhar, Zaila, Karam and Hais	29,55,187	70,000	30,25,187	8,15,532	2,000	8,17,532
Independent Somali Ports	8,95,328	2,000	8,97,328
Zanzibar and Kenya Colony	10,31,291	5,25,000	15,56,291	11,34,294	2,49,457	13,83,751
Tanganyika Territory	35,603	..	35,603	1,11,854	..	1,11,854
Mozambique—Portugese East Africa	13,314	..	13,314	6,990	..	6,990
South Africa
Russian in Europe
Other East African, including Italian Ports	26,63,708	5,200	26,68,908	21,52,625	..	21,52,625
Madagascar, including Comoro	3,613	..	3,613	8,620	..	8,620
Mauritus and Dependencies	1,72,441	..	1,72,441	1,34,260	..	1,34,260
Réunion	1,300	..	1,300
Cape of Good Hope	250	..	250	250	..	250
Seychelles	43,515	..	43,515	56,274	..	56,274
UNITED STATES—	54,34,147	..	54,34,147	64,40,434	..	64,40,434
Canada, etc.	97,900	..	97,900	1,30,311	..	1,30,311
AUSTRALIA AND NEW ZEALAND	2,61,601	..	2,61,601	2,33,692	..	2,33,692
Tonkin and Saigon	600	..	600
ASIA—						
Arabia—						
Jeddah	8,64,041	..	8,64,041	4,33,729	16,125	4,49,854
Hodeida	19,18,834	2,31,018	21,49,852	39,30,107	1,52,700	40,82,807
Lohia	91,160	3,660	34,820	2,44,384	31,400	2,75,784
Gaizal	7,39,570	10,980	7,50,550	13,50,698	16,485	13,67,183
Farsan and other Islands in the Red Sea	3,48,574	26,145	3,74,719	12,97,016	48,199	13,45,215
Mokha	64,57,512	..	64,57,512	42,55,922	15,140	42,71,062
Independent Arabian Gulf Ports	32,31,350	11,05,883	43,37,233	38,58,740	18,35,394	56,94,134
Maskat	64,849	..	64,849	53,473	26,840	80,313
Konfidah and Salif	1,23,616	..	1,23,616	6,37,263	12,560	6,49,823
Bahrein Island	1,12,940	..	1,12,940	8,431	..	8,431
Medi	13,53,318	92,984	14,46,282	6,01,031	61,280	6,07,311
Other Ports
Perim	3,02,491	4,60,000	7,62,491	2,21,955	3,68,082	5,90,037
Turkey in Asia—Levant and Black Sea	1,47,620	..	1,47,620	1,17,946	..	1,17,946
Mesopotamia	40,089	..	40,089	94,622	8,000	1,02,622
Persia
China (Hongkong)	2,70,413	..	2,70,413	1,92,783	..	1,92,783
Straits Settlements	2,26,601	..	2,26,601	2,06,575	2,276	2,08,851
Other Countries	6,65,176	..	2,65,176	2,90,154	..	2,90,154
Total of Foreign Countries	5,86,50,166	92,64,832	6,79,14,998	5,55,94,537	98,39,758	6,54,34,295
INDIA—						
Bombay	11,58,708	22,12,812	33,715	10,86,437	37,76,279	48,62,716
Calcutta	20,81,375	..	20,81,375	15,18,115	..	15,18,115
Other Ports	4,71,598	..	4,71,598	5,51,906	..	5,51,906
Total of Indian Ports	37,11,681	22,12,812	59,24,493	31,56,458	37,76,279	69,32,737
Grand total of exports	6,23,61,847	1,14,77,644	7,38,39,491	5,87,50,995	1,36,16,037	7,23,67,032

TRADE WITH COUNTRIES.
1924-25 to 1928-29.

4.

treasure) to each foreign country and ports in India, in each official year from 1924-25 to 1928-29 port of Aden.

1926-1927.			1927-1928.			1928-1929.		
Merchandise.	Treasure.	Total.	Merchandise.	Treasure.	Total.	Merchandise.	Treasure.	Total.
Rs.	Rs.	Rs.	Rs.	Rs.	Rs.	Rs.	Rs.	Rs.
27,78,619	..	27,78,619	29,44,082	..	29,44,082	34,54,314	..	34,54,314
1,32,424	..	1,32,424	2,36,566	..	2,36,566	2,69,155	..	2,69,155
43,32,729	..	43,32,729	68,66,696	..	68,66,696	62,70,718	..	62,70,718
2,87,606	..	2,87,606	7,43,040	..	7,43,040	7,08,625	..	7,08,625
3,19,900	..	3,19,900	2,66,990	..	2,66,990	2,30,870	..	2,30,870
3,11,070	..	3,11,070	4,84,952	..	4,84,952	5,46,782	..	5,46,782
4,68,349	..	4,68,349	5,13,760	..	5,13,760	3,05,640	..	3,05,640
1,49,947	..	1,49,947	2,03,816	..	2,03,816	64,622	..	64,622
7,41,575	..	7,41,575	5,71,865	..	5,71,865	5,82,430	..	5,82,430
2,49,235	..	2,49,235	1,98,580	..	1,98,580	1,03,330	..	1,03,330
2,46,601	..	2,46,601	2,98,885	..	2,98,885	2,46,742	..	2,46,742
2,79,931	5,450	2,85,381	4,78,312	5,160	4,83,472	4,17,623	..	4,17,623
18,96,542	11,581	19,08,123	18,32,375	57,212	18,89,587	14,56,793	69,670	15,26,463
2,800	..	2,800	31,945	..	31,945	18,166	..	18,166
6,39,450	6,03,588	12,43,038	6,45,156	5,47,605	11,92,761	6,55,578	25,600	6,81,178
1,11,91,096	16,02,798	1,27,93,894	1,28,31,558	55,43,270	1,83,79,828	1,12,63,163	13,89,816	1,26,57,979
3,62,413	39,381	4,01,794	5,29,193	88,430	6,17,623	14,300	..	14,300
26,40,042	24,725	26,64,767	39,41,636	1,65,920	41,07,556	4,45,786	36,480	4,82,266
8,36,052	..	8,36,052	11,32,337	..	11,32,337	40,03,164	49,840	40,53,004
5,62,426	35,425	5,97,851	8,32,236	21,736	8,53,972	11,33,593	4,700	11,38,293
70,011	..	70,011	50,345	..	50,345	7,63,403	5,00,000	12,63,403
1,235	..	1,235	46,908	..	46,908	60,587	..	60,587
..	4,300	..	4,300
..	21,374	..	21,374
22,03,144	10,488	22,13,632	22,62,143	13,740	22,75,883	16,72,462	..	16,72,462
9,497	..	9,497	13,300	..	13,300	11,808	..	11,808
1,12,375	..	1,12,375	73,610	..	73,610	32,325	..	62,325
..
400	..	400	2,150	..	2,150	4,350	..	4,350
69,563	..	69,563	47,752	..	47,752	54,608	..	54,608
47,94,848	..	47,94,848	45,75,841	..	45,75,841	50,76,165	..	50,76,165
37,200	..	37,200	9,890	..	9,890	13,350	..	13,350
2,60,793	..	2,60,793	1,77,305	..	1,77,305	1,98,163	..	1,98,163
598	..	598
15,11,096	6,28,245	21,39,341	14,12,749	58,440	14,71,189	10,68,072	6,750	10,74,822
43,48,100	10,97,811	54,45,911	44,79,974	11,60,432	56,40,406	56,37,133	3,90,550	60,27,580
4,15,294	16,350	4,31,644	2,63,014	55,470	3,18,514	91,648	2,560	94,208
5,84,578	1,04,960	6,89,538	9,22,672	2,04,104	11,26,776	10,18,147	44,080	10,62,227
7,97,412	1,31,481	9,28,893	8,12,377	1,51,002	9,63,379	9,51,061	1,53,136	11,04,197
38,27,584	11,077	38,38,661	40,06,382	6,063	40,12,445	37,67,030	22,912	37,89,942
31,29,141	17,47,824	48,66,965	33,66,871	15,94,690	49,62,561	29,38,735	8,29,788	37,68,523
23,501	..	23,501
1,68,963	2,725	1,71,688	2,52,342	6,450	2,58,792	2,50,607	..	2,50,607
22,000	..	22,000	5,299	7,740	13,039	14,408	..	14,408
4,08,210	1,04,313	5,13,123	4,67,052	82,560	5,49,612	6,83,173	12,800	6,95,973
7,31,306	..	7,31,306	7,27,313	..	7,27,313	5,77,618	1,394	5,79,012
2,82,441	4,25,250	7,07,691	2,43,556	3,24,000	5,67,556	2,55,354	2,70,000	5,25,534
61,126	..	61,126	70,453	..	70,453	78,676	..	78,676
89,348	..	89,348	13,985	..	13,985	15,08	4,000	19,083
..
87,421	..	87,421	95,331	..	95,331	1,25,110	..	1,25,110
2,57,812	474	2,58,286	2,98,710	..	2,98,710	1,91,307	..	1,91,307
..
5,27,33,804	66,04,546	5,93,38,350	6,02,82,334	1,00,99,024	7,03,81,358	5,78,02,631	38,13,976	6,16,16,607
10,94,099	38,64,520	49,58,619	11,86,319	36,86,410	48,72,729	12,95,508	23,73,825	36,69,433
18,59,237	..	18,59,237	16,90,624	..	16,90,624	19,34,075	13,500	19,47,575
5,31,121	..	5,31,121	6,16,996	7,500	6,24,496	8,49,798	..	8,49,798
34,84,457	38,64,520	73,48,977	34,93,939	36,93,910	71,87,849	40,79,381	23,87,325	64,66,706
5,62,18,261	1,04,69,066	6,66,87,327	6,37,76,273	1,37,92,934	7,75,69,207	6,18,82,012	62,01,301	6,80,83,313

ABSTRACT TABLES.
IMPORTS.

No. 5.

Total quantities and value of articles imported.

Articles.	Quantity.					Value.				
	1924-25.	1925-26.	1926-27.	1927-28.	1928-29.	1924-25.	1925-26.	1926-27.	1927-28.	1928-29.
						Rs.	Rs.	Rs.	Rs.	Rs.
ANIMALS, LIVING—										
Horses No.	2	2	4	3	5	150	700	530	600	550
Other kinds "	110,666	95,198	143,407	108,710	82,512	10,55,032	9,66,462	13,21,099	9,86,354	7,53,471
Total Animals, living "	110,668	95,200	143,411	108,713	82,517	10,55,182	9,67,362	13,21,629	9,86,954	7,54,021
APPAREL (excluding hosiery and boots and shoes)—										
Apparel (including drapery, uniforms, accoutrements Value	85,761	59,438	67,975	1,03,486	88,285
Gold and Silver thread "	1,425	12,867	18,482	12,323	1,600
Hats, caps, bonnets and hatter's ware "	7,508	20,762	22,812	19,672	29,655	13,980
Lametta Lbs.	5,723	4,353	3,211	4,116	..	21,175	11,749	7,647	6,200	26,124
Second-hand clothing .. Value	7,357	21,587	16,415	47,605	91,561
Water-proofed clothing "	5
Total Apparel "	1,36,480	1,28,458	1,25,191	1,99,269	2,21,550
ARMS, AMMUNITION AND MILITARY STORES—										
Cartridge cases—										
Filled No.	42,650	10,747	3,268,100	14,735	15,445	3,847	1,676	1,28,161	1,886	1,932
Empty "	..	42,850	12,600	800	420
Explosives—										
Blasting fuse Lbs. and No. of coils	228	228	228	255	280	1,900
Blasting gelatine Lbs.	1,000	1,240	..
Firearms Nos.	9	20	1,782	1,580
Dynamite Cwt.	190	196	..	750	..	150	532	..	675	..
Detonators Nos.	1	403	..	30	..	4,332	265	..
Firearms, and parts thereof Value	5,352	11,008	..	988	..
Other Nitro-Compound Explosives Lbs. (E.) (IILB).	1,120	950
Gunpowder—										
Common Lbs.
Sporting "
Other sorts Value	839	1,198	650	30	311
Others Lbs.	2,380	1,035
Total Arms, Ammunition and Military Stores .. Value	11,508	15,214	1,33,563	..	6,653
ART, WORKS OF (other than pictures) Value	2,235	..	505	293	150
ASBESTOS—										
Asbestos packing Value	3,960	843	736	3,008	885
Manufactured except for packing "	2,494
Other manufactures "	105	..	5,143	..	4,079
BASKETS AND BASKETWARE "	9,736	10,927	5,542	11,060	6,371
BELTING FOR MACHINERY—										
Of leather Value	4,822	1,576	3,150	1,427	3,227
Of cotton "	335	570	1,657	500
Of other materials "	4,041	2,234	2,777	2,757	2,572
Total Belting for Machinery "	4,145	7,497	5,811	6,299
BOOKS, PRINTED, AND PRINTED MATTER (not being stationery) including MAPS AND CHARTS .. Cwt.	313	438	472	596	441	26,828	37,652	46,596	46,451	34,605
BOOTS AND SHOES—										
Canvas with rubber soles (B) (HIA). Pairs	2,234	7,343
Of leather "	9,373	13,541	14,309	13,578	11,299	29,822	29,951	23,906	26,700	30,816
Of other materials "	11,320	10,524	8,254	10,507	3,942	19,533	17,364	19,243	24,510	7,652
Total Boots and Shoes .. Pairs	20,693	24,065	22,563	24,085	17,475	49,355	46,315	43,149	51,210	45,811
BRISTLES AND FIBRE FOR BRUSHES AND BROOMS—										
Bristles Cwt.	..	3	180	88
BRUSHES AND BROOMS Doz.
Paint and Varnish brushes "	247	48	69	208	281	1,666	627	1,205	1,436	1,420
Toilet brushes "	12	20	231	139	10	150	383	1,029	1,642	72
Other brushes "	431	265	364	322	334	4,453	3,725	3,113	3,385	3,798
Brooms "	558	575	514	499	520	2,259	1,843	1,850	1,616	2,089
Total of Brushes and Brooms .. Doz.	1,248	908	1,178	1,168	1,145	8,528	6,578	7,197	8,079	7,379
BUILDING AND ENGINEERING MATERIALS, other than of iron, steel or wood—										
Asphalt Tons.	..	14	10	6	49	..	2,974	1,168	1,982	6,148
Bricks No.	12,193	42,822	60,959	2,056	4,440	1,723	11,744	7,216	314	765
Cement Tons.	653-3	629-7	5,744	844-9	1,239	35,618	36,692	34,073	50,379	65,572
Portland "	501	878	531	613	253-4	27,392	50,929	24,848	32,680	13,820
Bricks, other than fire bricks Nos.	5,025	..	3,208	..	3,950	1,000	..	480	..	575
Boiler covering Cwt.
Chalk and Lime, excluding French Chalk "
French Chalk "	5,102	8,301	14,830	9,525	9,084	11,131	14,803	20,971	12,163	12,326
Clay "	358	502	584	303	612	895	439	2,024	703	1,421
Pipes of Earthenware "	..	80,090	80,606	16,887	19,029
Tiles No.	102,904	137,458	129,260
Other kinds Cwt.	1,097	1,262	2,118	1,907	2,038	28,056	19,876	..	23,371	17,621
Total Building and Engineering Materials .. Value	1,25,891	1,44,991	1,27,040	1,49,971	1,40,046
BUTTONS OF ALL SORTS Value
Metal "	4,224	2,620	4,666	9,410	6,739
Other sorts "	10,885	12,930	19,935	13,321	23,943
Total value of Buttons "	14,909	15,556	24,603	27,731	30,682
CANDLES OF ALL KINDS .. Lbs.	183,168	183,590	164,038	3,37,680	163,100	62,692	54,467	42,968	90,965	46,129
CANNES AND RATTANS .. Cwt.	1561	414	561	388	516	5,921	10,635	16,201	14,133	14,465

ABSTRACT TABLES.
IMPORTS.No. 5—contd.
Total quantities and value of articles imported—contd.

Articles.	Quantity.					Value.				
	1924-25.	1925-26.	1926-27.	1927-28.	1928-29.	1924-25.	1925-26.	1926-27.	1927-28.	1928-29.
CHALK, FRENCH Cwt.	38	14	26	53	12	Rs. 517	Rs. 359	Rs. 275	Rs. 771	Rs. 246
CHEMICALS AND CHEMICAL PREPARATIONS. (excluding chemical manures and Medicines)—										
Acids—										
Nitric Cwt.	1	..	7	35	..	405
Oxalic "	..	1	00
Carbolic "	12	20	..	2	19	481	130	..	160	915
Citric "	2	2	3	1	1	313	261	292	140	140
Sulphuric "	185	187	248	248	282	6,707	5,429	6,860	6,266	5,495
Tartaric "	7	17	10	15	13	670	1,104	690	1,722	1,015
Other sorts "	10	5	11	1	15	383	334	1,017	105	621
Alum "	184	161	237	182	319	2,410	2,480	2,080	1,705	3,756
Aluminous sulphates (including alum) "	8	280
Ammonia and salts thereof "	69	..	109	3,814	..	3,688
Arsenic and its oxides "	2	30
Anhydrous "	4	2	889	586	330
Others "	58	113	..	76	..	3,267	4,506	..	4,257	..
Bleaching materials "	4	255
Bleaching Powder "	1	5	53	250	..
Others "	123	82	104	3,371	6,105	1,058
Carbide of Calcium "	50	54	..	8	14	800	1,406	..	200	315
Copperas "	30	500
Copper sulphate "	58	39	126	24	42	2,342	905	2,184	450	843
Disinfectants "	89	121	3,973	166	..	2,219	1,971	57,016	4,478	4,593
Naphthalene "	5,848	5,579	3/8	7,298	193	1,29,792	86,568	28	68,673	120,046
Glycerine "	1	1	9,731	76	140	..
Magnesium—										
Sulphate "	1	25
(Chloride "	2	79	..
Others "	1	10	..
Potassium compounds—										
Cyanide of potassium "	1	..	1	250	..	140
Saltpetre "	2	50
Other sorts "	5,307	10,003	10,563	10,966	14,308	29,946	60,302	63,830	68,379	67,595
Chlorate "	10	131	500	1,010	..
Soda compounds—										
Bicarbonate of soda (sodium bicarbonate) "	366	247	293	420	308	3,175	2,640	2,822	4,770	3,423
Cyanide of sodium "
Borax (including Boracic acid) "	49	58	61	39	68	1,295	1,323	1,285	857	1,345
Caustic soda (sodium hydroxide) "	15	11	26	10	16	292	244	383	132	262
Bichromate of soda "	7	..	40	..	28	400	..	400	..	120
Sodium carbonate (soda ash and soda crystals) "	246	249	214	80	185	2,346	2,139	1,993	1,009	1,028
Soda Sulphide "	1	50	..
Other sorts "	60	106	5	1	177	1,256	835	52	20	1,151
Sulphur "	2	..	4	28	15	100	..	362	520	445
Other sorts of chemicals Value	11,366	14,171	17,662	31,638	27,155
Total Chemicals .. Value	2,09,211	1,94,099	1,66,011	1,97,920	2,44,906
CHINESE AND JAPANESE WARE (including lacquerware, but excluding earthenware and porcelain) Value	280	2,412	2,945	1,220	1,490
CLOCKS AND WATCHES AND PARTS THEREOF—										
Clocks and time pieces .. No.	264	421	244	326	380	3,166	3,275	2,320	1,885	4,182
Watches "	115	96	..	75	9	1,596	190	..	295	36
Parts of clocks and watches .. Value
Total Clocks and Watches .. Value	..	517	889	4,762	3,465	..	2,180	4,218
COAL, COKE AND PATENT FUEL—										
Coal Ton	119,084	114,982	183,477	109,772	112,104	41,28,229	34,00,285	53,73,128	31,32,790	28,71,764
Coke "	74	54	24	73	82	2,471	2,407	863	2,316	2,459
Patent fuel "
Total Coal, Coke and Patent Fuel	119,138	115,036	183,501	109,845	112,186	41,30,700	34,02,692	53,73,991	31,35,106	28,74,223
COFFEE, other than roasted or ground Cwt.	162,083	112,084	113,787	113,888	92,745	82,44,128	49,46,695	50,85,142	54,37,469	45,84,846
COIR—										
Unmanufactured Tons	4	1-3	4	4-1	2-1	2,242	345	882	1,230	455
Manufactured (excluding rope) "	26	4	1-1	8	12-2	10,707	1,443	502	2,733	5,105
CORAL Lb.	112	..	336	23	2,432	220	..	500	2,473	4,740
CORDAGE AND ROPE OF VEGETABLE FIBRE (excluding jute and cotton) Cwt.	2,323	2,895	2,309	2,579	3,509	77,038	71,174	62,848	76,000	90,741
CORK MANUFACTURES Cwt.	30	41	38	108	128	1,555	2,298	4,631	8,155	4,846
CUTLERY Value	59,716	45,370	23,126	37,307	20,931
Pruning Knives "
CYCLES (other than motor cycles) AND PARTS THEREOF AND ACCESSORIES—										
Cycles, imported entire or in sections No.
Parts of cycles and accessories (excluding rubber tyres) .. Value
DRUGS AND MEDICINES (excluding chemicals and narcotics)—										
Aloes Cwt.	66	86	108	188	574	2,483	1,580	3,327	4,866	13,173
Asafetida "	275	68	179	126	170	7,752	3,015	5,210	5,163	7,985
Camphor Lb.	771	258	238	348	642	1,645	630	460	885	1,046
Cassia lignea Cwt.	57	3	1,490	150
Cocaine Oz.

ABSTRACT TABLES.
IMPORTS.

No. 5—contd.

Total quantities and value of articles imported—contd.

Articles.	Quantity.					Value.				
	1924-25.	1925-26.	1926-27.	1927-28.	1928-29.	1924-25.	1925-26.	1926-27.	1927-28.	1928-29.
DRUGS AND MEDICINES (excluding chemicals and narcotics)—contd.						Rs.	Rs.	Rs.	Rs.	Rs.
Proprietary and patent medicines .. Value	40,080	32,754	29,283	25,550	36,738
Quinine and alkaloids thereof (including cinchona and peruvian bark) .. Lb.
Quinine sulphate and bisulphate	2	6	56	57	225	45
Quinine Hydrochloride or dihydrochloride
Quinine salt, other sorts ..	20	80	100	1,340
Saccharine	140	573	..
Sarsaparilla and preparations thereof .. Value	55
Storax (including liquid storax rose melloe) .. Lb.	168	230
Other sorts of drugs and medicines .. Value	1,41,802	1,35,899	1,29,441	1,22,013	1,01,257
Total Drugs and Medicines Value	1,95,152	1,75,368	1,67,833	1,59,275	1,60,474
DYEING AND TANNING SUBSTANCES—										
Cochineal .. Cwt.	17	15	..
Cutch and gambies	2	..	4	3	..	60	..	260	100
Dyes obtained from coal tar—										
Alizarine .. Lb.
Aniline ..	78,636	64,182	56,418	84,160	38,136	1,21,882	1,30,335	73,595	29,435	46,230
Others
Indigo, synthetic .. Cwt.	1,110	1,224	2,029	1,960	888	3,25,010	2,56,480	3,24,281	2,70,486	1,08,000
Myrobalan extract ..	6	7	5	150	100	140
Saffron .. Lb.	1	5	..	206	435	120	240	..	500	1,137
Other sorts (including lac-dye) Cwt.	5,768	6,543	6,943	6,431	6,789	2,80,806	2,40,266	2,04,872	2,43,627	3,36,591
Total Dyeing and Tanning substances Value	7,27,968	6,27,451	6,02,688	5,44,313	4,92,058
EARTHENWARE AND PORCELAIN (excluding pipes of earthenware) .. Value	1,24,838	68,383	69,615	84,276	70,788
ELECTROPLATED WARE	255	..	130	108	..
Porcelain, other kinds	68,426	27,726	15,990	89,904	43,619
Electrical
FEATHERS .. Lb.	14,084	10,974	9,943	8,848	..
FIREWORKS ..	12,112	3,553	196	1,010	7,700	8,051	4,749	1,075	5,522	4,469
(a) Pipes of earthenware .. Cwt.	..	563	907	1,165	4,935	575	..	6,002
(b) Sanitary Ware .. Value	42	700
FISH (excluding canned fish)—										
Fish, dry, unsalted .. Cwt.	6,624	12,344	8,378	13,838	9,937	44,489	81,921	72,263	1,24,734	93,246
Fish, dry, salted ..	2,141	1,507	3,563	2,616	820	24,539	15,426	38,695	34,235	10,065
Fishmaws and sharkfins ..	6,423	4,528	3,900	2,727	2,353	1,29,583	80,151	85,281	1,02,784	1,36,803
Fish, wet, salted (nagapi)	26	13	14	1,237	624	638
Fish, other sorts	22	150
Total Fish .. Cwt.	15,188	18,401	15,867	19,194	13,124	1,99,611	1,77,648	1,97,476	2,62,377	2,40,752
FODDER, BRAN AND POLLARDS (excluding Oil-cakes) .. Cwt.	17,224	16,391-25	16,771	15,432	11,583	89,490	91,400	94,456	88,993	70,786
FRUITS AND VEGETABLES—										
Fresh fruits and vegetables—										
Fresh fruits—										
Cocoanuts .. No.	44,509	34,444	36,087	40,882	40,691	4,484	3,598	3,276	4,111	3,181
Others .. Value	1,10,767	90,534	70,115	76,746	62,029
Fresh vegetables of all kinds	1,32,954	1,31,144	1,37,533	1,37,709	1,40,568
Fruits and vegetables; dried, salted or preserved not being canned or bottled—										
Almonds .. Tons.	6	31	28-2	16	17-1	5,595	22,851	20,108	13,405	16,344
Currants and raisins ..	10	17-9	27	27	31-2	6,038	10,814	10,913	15,913	20,749
Dates ..	5,754-4	6,710	3,195-7	6,795	8,445-3	8,06,899	9,04,406	5,85,670	8,62,694	10,31,972
Other sorts ..	158	227	191	226	233	59,069	91,359	60,826	79,851	79,933
Total Fruits and Vegetables.. Value	11,25,806	12,54,704	8,88,441	11,90,429	13,53,876
FURNITURE AND CABINETRY—										
Bedsteads .. Value	5,102	3,850	3,341	9,615	8,557
Furniture of wood (other than bedsteads)	63,017	16,958	17,700	14,605	28,797
Furniture of other materials (other than bedsteads)	41,473	30,940	48,430	66,752	36,324
Mouldings	330	376	..
Total Furniture and Cabinetware Value	1,09,922	51,748	69,471	91,347	73,678

No. 5—contd.

Total quantities and value of articles imported—contd.

Articles.	Quantity.					Value.				
	1924-25.	1925-26.	1926-27.	1927-28.	1928-29.	1924-25.	1925-26.	1926-27.	1927-28.	1928-29.
GELATINE Cwt.	4	5	3	Rs. 440	Rs. ..	Rs. 235	Rs. 270	Rs. 163
GLASS AND GLASSWARE—										
Bangles Value	31,133	20,845	28,952	26,603	10,995
Beads and false pearls .. Cwts.	1,323	1,465	1,498	1,088	652	1,25,984	1,45,214	150,156	87,546	52,052
Bottles and phials—										
Sodawater bottles .. Gross	1,104	711	654	491	601	47,252	34,540	36,107	29,831	32,469
Others	3,812	5,835	5,618	7,511	2,553	13,647	22,913	17,260	17,079	7,975
Funnels, globes, and glass parts of lamps .. Value	..	39,466	18,229	17,669	33,071	21,615	15,869
Sheet and plate .. Supl. feet.	28,985	445	57,541	39,780	28,778	8,526	6,756	7,162	5,587	2,925
Tableware (including decanters, tumblers, etc.) .. Value	621	463	349	9,372	51,615	4,880	3,864	1,875
Other glassware	52,058	26,774	31,830	36,908	33,063
Total glass and glassware .. Value	3,06,211	2,80,324	3,09,418	2,29,033	1,57,223
GLUE Cwt.	24	31	28	9	22	673	836	881	208	745
GRAIN, PULSE AND FLOUR—										
Barley Tons	4	3-2	1	49	29	33	469	100	7,835	5,405
Beans (dry)	55	81	78	88	66	9,715	14,021	12,974	14,147	11,965
Gram	735-2	669	507	509	506	1,00,623	1,10,685	80,099	93,027	87,124
Jawar and Bajra	4,362	5,075	3,050	7,326-2	11,805	3,93,048	5,97,339	3,16,726	11,11,982	16,63,341
Oats
Pulse	558	668	608	1,009-4	414	384	1,02,067	99,188	1,51,184	81,827
Rice in the husk
Rice not in the husk	7,857	12,136	7,203-7	15,323	16,881	16,60,873	26,53,735	16,06,219	32,59,910	34,26,230
Rice flour
Wheat	347	405-9	305	388	341	82,863	9,580	75,470	1,08,608	86,800
Wheat flour in bags	7,732	8,329-7	7,965-4	9,928	9,964	16,55,311	19,69,387	18,11,630	21,99,086	20,80,603
Other sorts	181-5	183-2	337-7	125	58	23,229	29,394	44,270	19,724	10,672
Total Grain, Pulse and Flour .. Tons	21,827-11	27,250	20,052-18	34,745-6	40,064	40,06,070	55,74,677	40,48,676	69,65,503	74,53,967
GRAPHITE CRUCIBLES Cwt.	8	1	9	11	5	381	72	328	449	152
GUMS AND RESINS—										
Arabic Cwt.	3,014	3,137	4,242	2,250	6,729	71,486	65,588	91,509	42,109	1,39,085
Benjamin	1,155	761	1,141	1,556	1,586	48,870	40,163	56,835	90,355	90,470
Olibanum or frankincense	23,966	17,728	14,036	17,998	22,733	4,12,705	3,04,716	2,43,096	4,37,955	4,91,368
Rosin	118	99	59	98	162	1,286	1,063	1,206	1,480	2,367
Other sorts	19,765	15,079	10,085	12,272	26,912	4,08,495	3,22,713	2,60,768	3,33,823	6,89,339
Total Gums and Resins .. Cwts.	48,018	36,804	29,565	34,174	58,122	9,42,842	7,34,243	6,53,414	9,06,212	14,12,629
HAIR AND MANUFACTURES OF HAIR—										
Hair of all kinds Cwts.	16	82	4	300	1,534	150
Manufactures of Hair (other than toilet requisites) .. Value	300	1,270	..
HARDWARE, excluding CUTLERY AND ELECTROPLATED WARE—										
Agricultural implements .. Value	6,813	1,124	2,653	3,060	1,640
Buckets of tinned or galvanized iron	5,128	4,988	4,553	6,515	13,132
Builders hardware, such as locks, hinges, etc.	27,340	12,678	11,804	7,944	9,513
Domestic hardware, other than enamelled ironware	18,501	16,724	14,748	22,774	21,152
Enamelled ironware	81,191	99,564	88,181	1,20,558	79,455
Gasmanties	1,355	1,150	2,195	1,315	1,176
Implements, and tools, other than agricultural implements and machine tools	12,651	21,920	19,039	27,770	19,051
Lamps, metal No.	38,933	49,686	55,203	44,241	36,644	71,521	65,288	72,955	70,542	58,911
Lamps, glass	4,668	7,498	2,472	2,841	302	2,935	3,000	1,754	1,980	200
Parts of lamps, other than glass .. Value	2,229	4,665	5,124	6,211	3,440
Safes and strong boxes of metal .. No.	80	46	80	36	48	11,064	8,820	8,870	6,653	6,038
Other sorts Value	1,89,830	2,48,275	2,69,229	3,24,871	2,05,170
Stove No.	269	500	1,088	1,959	1,076	2,300	3,435	6,229	7,601	9,180
Total Hardware .. Value	4,32,858	4,91,631	5,07,334	6,08,292	4,28,058
HIDES AND SKINS, RAW—										
Hides, raw Tons.	440-5	453	385	700	2,879
.. No.	88,416	90,565	77,023	139,735	165,746	2,24,386	2,07,819	1,97,105	4,17	6,70,584
Skins Tons.	2,817	3,396-4	3,256-8	4,188-2	3,703-4
.. No.	49,94,049	5,740,364	5,429,171	6,832,129	6,166,748	44,89,354	47,88,726	49,62,365	..	68,00,678
Total Hides and Skins .. Tons	3,257-5	3,849-4	3,641-8	4,888-2	6,582-4
.. No.	50,82,464	5,830,829	5,508,194	6,971,864	6,332,494	47,22,740	49,96,545	51,59,470	65,60,166	74,71,262
HOPS Cwt.	4	4	5	..	12	410	231	375	..	674
HORNS, TIPS AND PIECES OF HORN AND HORN-MEAL	21	5	2	2,072	285	350

662
ABSTRACT TABLES.
IMPORTS.

Total quantities and value of articles imported—contd.

Articles.	Quantity.					Value.				
	1924-25.	1925-26.	1926-27.	1927-28.	1928-29.	1924-25.	1925-26.	1926-27.	1927-28.	1928-29.
						Rs.	Rs.	Rs.	Rs.	Rs.
INSTRUMENTS, APPARATUS AND APPLIANCES AND PARTS THEREOF—										
ELECTRICAL, other than TELEGRAPHIC AND TELEPHONE, not being										
MACHINERY—										
Accumulators Value	1,259	570	718	1,203
Insulations other than Rubber	670	14,322	46,280	28,988	2,341
Electric Fans and parts thereof	16,455	28,579
Electric Lamps and parts thereof
Electric Wires and Cables	16,455	15,483	13,699	12,806
Rubber insulated	2,191	2,112	..
Batteries	1,769	1,183
Interior fittings	16,729	36,724	5,588
Not Unenumerated	1,650
Other sorts	130	838	1,000
Switch Gear	470	200	300	..
Electric glow lamp No.	..	48	6	144
Electric Lamp other sorts	1,576	4,882	1,158	202.6	3,686	4,062	9,291	2,496	6,203
Bare copper wire (Electrolytic) other than telegraph and telephone wires	4,019
Telegraph and telephone wires and cables Value	260	2,436	5,987	420	..
Electric wires and cables other sorts
Photographic and cinematograph films Value
Telegraph and Telephone instruments Value	938	3,480
Electric lighting accessories and fitting	6,862	12,526	2,231	9,683
Electrical instrument other than telegraphic and telephonic	400
Electric medical apparatus (including X-ray apparatus)	3,330	11,846	3,814	1,241
Meters
Parts and accessories of Electric lamp	39,340	39,990	19,758	18,879
MUSICAL—										
Organs and Harmoniums, complete No.	7	7	2	6	7	1,030	2,201	240	1,840	340
Pianos and Piano Players, complete	1	1	5	5	6	508	770	2,550	5,700	2,720
Talking Machines	89	81	94	299	342	4,972	5,106	6,221	20,486	21,327
Records	2,185	707	1,562	3,831	4,523	3,780	1,554	4,307	7,991	8,139
Accessories	594	50	227	229	698
Other sorts, including parts of Musical instruments Value	3,337	4,917	2,949	5,020	4,302
Optical	4,200	1,695	1,969	3,651	5,114
Photographic	3,783	3,446	1,222	4,075	5,800
Cinematograph films, Length in feet	97,020	271,884	348,900	298,500	2,975	5,880	9,480	4,420	3,970	595
Scientific and Philosophical	2,954	1,977	2,193	4,492	3,980
Surgical	2,642	940	1,579	841	5,402
Other kinds	311	1,801	1,006	2,037	811
Wireless Apparatus	400
Total Instruments, apparatus and appliances and parts thereof Value	57,145	1,66,146	1,79,426	1,32,536	149,633
IVORY—										
Unmanufactured Lbs.	27,802	11,592	15,960	5,488	17,920	2,82,200	89,600	99,210	33,780	103,600
Manufactured Value	2,708	1,480	2,360	4,343	2,250
JEWELLERY (excluding imitation jewellery and precious stones and pearls unset)—										
Jewellery Value	227	1,140	570	403	..
Plats of Gold and Silver	1,125	3,648	3,787	7,188	8,735
LAC—										
Stick and Seed Cwt.
Shell and button
Other kinds (excluding lac dye)
Total, Lac Cwt.
LEATHER—										
Hides, tanned or dressed	Tons 35	30.8	26	37	32.4	41,660	36,027	37,830	58,650	44,505
.. .. . No.	6,723	6,101	5,200	7,400	6,140
Skins	Tons 3.2	5.18	2.3	3.5	2.4	6,123	7,242	5,825	7,270	8,530
.. .. . No.	5,300	5,995	3,040	3,705	3,348
Unwrought Cwt.	1	150	768
Leather Cloth	8	2	9	3	557	935	41	930	357	..
MANUFACTURES (excluding boots and shoes and belting for Machinery)—										
Bags and Trunks Cwt.	14	22½	23	52	45	1,755	3,127	2,812	6,100	3,448
Picking bands and Straps	17	1	9	20
Saddlery and Harness	20	14	9	46	11	2,977	4,018	1,115	2,845	705
Other sorts	99	17	57½	69	53	13,757	1,749	7,244	8,371	4,095
Total Leather Value	67,366	32,593	55,787	83,593	62,051
LIQUORS, including methylated and perfumed Spirits—										
ALE, BEER AND PORTER L. Gal.										
Ale and Beer In Bottles Gal.	20,261	25,290	37,823	44,200	53,915	60,846	81,859	1,08,989	1,11,228	1,29,460
Ale and Beer In Bulk ..	62,424	82,700	60,998	61,894	58,494	96,770	1,17,720	1,06,469	1,19,080	1,13,157
Stout and Porter In bottles ..	1,576	1,580	1,213	1,167	795	9,361	7,344	6,436	5,480	3,184
Stout and Porter In Bulk
CYDER AND OTHER FERMENTED LIQUORS	39	36	64	198	22	368	306	234	1,371	250
SPRITS—										
Brandy L. Gal.	1,749	1,048	1,952	972	4,729	20,564	12,757	13,775	11,805	14,024
.. .. . Pf.	1,761	956	1,219	822	947
Brandy in bulk L. Gal.	..	869	216	144	257	..	2,406	1,238	505	1,345
.. .. . Pf.	..	20,268	259	106	302
Whisky L. Gal.	..	65	506	327	2558	..	1,386	10,775	6,786	46,780
.. .. . Pf.	514	338	2013
Gin L. Gal.	1,101	989	775	880	865	10,842	9,882	7,223	8,908	10,233
.. .. . Pf.	960	374	690	702	662
Gin (b) (I. D.) in bulk, Liqueurs L.	122	410	885	..
.. .. . Pf.
Rum L.	76	118	139	86	91	2,307	2,823	3,096	2,059	3,501
.. .. . Pf.	159	91	170	23	151	1,121	713	1,787	179	959
.. .. . P. G. als.	209	121	241	31	225
Rum in bulk L. Gal.	49
Whisky in bulk L.	58	170	..
.. .. . P. G. als.	161	3,167

ABSTRACT TABLES.
IMPORTS.

No. 5—contd.

Total quantities and value of articles imported—contd.

Articles.	Quantity.					Value.				
	1924-25.	1925-26.	1926-27.	1927-28.	1928-29.	1924-25.	1925-26.	1926-27.	1927-28.	1928-29.
Whisky	L. Gal. 3,856	3,242	2,420	1,963	..	Rs. 63,744	58,605	43,738	39,101	..
	Pf. 3,788	2,584	1,852	1,653	..					
SPIRIT PRESENT IN DRUGS, MEDICINES OR CHEMICALS	L. 8	57	3	1,799	2,178	192
	Pf. 35	37	71					
SPIRIT PERFUMED	L. 35	10	123	50	58	2,202	230	1,855	3,207	3,766
SPIRIT METHYLATED	1,097	1,271	241	488	563	1,058	1,007	293	759	938
SPIRIT METHYLATED, IN BULK	196	..	40	400	..	95
Other sorts	212	155	300	166	195	11,385	8,672	10,298	6,274	9,513
		144	..	102	144					
Total spirit	L. 7,823	4,408	6,381	5,270	9,664	1,15,932	1,01,649	95,070	80,438	94,321
	Pf. 5,663	5,083	5,037	3,983	44,54					
WINE—										
Champagne and other sparkling wine	L. Gal. 139	223	285	166	175	4,045	6,189	5,760	4,639	4,887
Port	423	240	274	212	208	5,943	3,091	3,364	2,691	2,637
Still red-wines, other than Port	915	124	..	22	..	2,639	329	..	188	2,086
Sherry Madeira and Marsala	146	198	133	196	150	2,928	2,857	1,841	2,892	..
Still, Red Wine, other than Port, in bulk	L. Gal.	40	360	..
Sherry, Madeira and Marsala, in bulk	48	251	..
Still White Wines, other than Sherry, Madeira and Marsala	342	48	..	4	10	497	178	..	29	80
Other sorts, including Vermouth and Ginger wines	1,001	1,794	1,287	1,207	1,055	7,990	8,123	7,812	8,320	6,751
Other sort including Vermouth and ginger wine, in Bulk	604	..	649	2,223	..	1,978
Total, wines	2,766	2,627	2,533	2,578	2,247	24,042	20,767	21,000	21,188	18,399
Total, Liquors	L. Gal. 94,889	99,641	108,712	115,307	125,137	3,07,319	3,29,647	3,32,180	3,38,763	3,58,801
	Pf. 5,6	5,083	5,037	3,983	4,454					
MACHINERY AND MILLWORK—										
PRIME-MOVERS (other than Electrical)—										
Prime-Movers (other than electrical) other than locomotive—										
Prime movers, Railway Locomotive engines and tenders and parts	Value	850	..	4,780	30,000	174
Parts of gas engine	725	400	..	1,460	4,479
Parts of oil engine	5,000	..	58,090
(iii) Oil Engine	No. 1	7	..	615
Parts of steam engine	Value	376
Other (excluding those for railways)
Other	4,253	4,952	3,754	..
Parts of oil engine	14,618	3,954	2,373	..
Parts of steam engine	150	4,858
Others	33,152	10,586
Transformer
LOCOMOTIVES—Cost of oil Engine
ELECTRICAL MACHINERY OF ALL KINDS, NOT INCLUDING INSTRUMENTS, APPARATUS, APPLIANCES AND PARTS THEREOF—										
Generator	Value	500	410	6,900	1,135	600
Motors	1,285	220	7,205
Other kinds	17,983	3,89,981	21,211	21,220	8,767
Switch Control and gear	202
MACHINERY, not being Prime-Movers or Electrical Machinery—										
Aerated water-making machinery	Value	1,808	4,104	674	1,223	3,082
Agricultural machinery	9,831	1,17,244	19,502	8,356	8,665
Bollers
METAL WORKING MACHINERY (including Machine tools)	1,200
MINING MACHINERY—										
Coal
Other sorts
MILL-CRUSHING AND REFINING MACHINERY	825
WATER MILL MACHINERY
WINDING MACHINERY	4,000
REFRIGERATING MACHINERY	2,531	150	1,990	5,796	22,319
ROBE AND FLOUR MILL MACHINERY	2,364	850	500
WATER MILL AND WOOD WORKING MACHINERY	570	3,400	..	105
KNITTING AND KNITTING MACHINES AND PARTS THEREOF—										
Sewing and Knitting Machines No.	194	131	359	322	285	14,618	10,152	21,272	23,031	20,599
Parts of Sewing and Knitting Machines and accessories	741	1,426	1,311	2,200	250
Gar Machinery	2,172
LA MACHINERY	658
TEXTILE MACHINERY—										
Cotton
Jute
Other sorts
TYPEWRITERS—										
Typewriters	No. 65	61	70	99	85	15,511	16,022	15,723	20,602	17,011
Parts and accessories	Value	25	798	70	35	..
Other sorts of machinery (excluding Printing Machinery)	0	1,49,487	67,088	2,35,639	94,026	1,43,961
Total, Machinery and Mill work	Value	66,10,013	3,50,229	2,21,996	3,14,926	..

ABSTRACT TABLES.
IMPORTS.

No. 5—contd.

Total quantities and value of articles imported—contd.

Articles.	Quantity.					Value.				
	1924-25.	1925-26.	1926-27.	1927-28.	1928-29.	1924-25.	1925-26.	1926-27.	1927-28.	1928-29.
LEAD—						Rs.	Rs.	Rs.	Rs.	Rs.
Unwrought—										
Ore Cwt.	20	640	16	1,063	38	11,460	16,815	7,420	26,715	15,250
Pig "	6	110	5	1,875	88
Other sorts "	108	200	132	1,580	4,020
Wrought—										
Pipes and tubes "	13	5	6	28	10	795	117	216	969	145
Sheets for tea chests "	..	3	..	16	67	..	1,300	..
Other sorts "	2	9	142	10	21	115	675	9,264	720	1,140
Sheets "	..	4	..	3	5	..	110	..	85	211
Total, Lead (excluding Ores) Cwt.	15	21	154	273	241	910	969	9,612	6,525	5,604
QUICK SILVER Lbs.	4	15
SOLDER Cwt.	19½	4	2	10	1	4,620	700	500	710	63
TIN—										
Unwrought (black ingots, bars and slabs) "	13	20½	2	19	11	2,146	1,700	480	3,630	2,081
Wrought, including plates or sheets, not being tinned iron "	94	340	731	920	742	12,268	23,911	27,567	33,325	25,654
Total, Tin "	107	360½	733	939	753	14,414	25,611	28,047	36,955	27,735
ZINC OR SPLICER—										
Unwrought Cwt.	53	224	16	133	50	1,069	6,814	900	3,230	1,080
Wrought or manufactured "	134½	117	166	137	173	4,095	4,054	4,499	4,091	5,773
Other sorts "
Total, Zinc or Spelter "	192½	341	182	270	223	5,165	10,868	5,099	7,341	6,853
METALS, UNENUMERATED .. Cwt.	683	829	27	49	70	21,025	15,100	2,699	4,912	6,250
Ores, Unenumerated Tons	42.3	30	3	22,172	14,759	1,040
Total, Metals (excluding Ores) .. Tons	683	829	2-276-3	3,351-15½	1764-19-32	21,025	25,100	4,32,388	7,96,741	470,897
Total, Ores Tons	20	32	58-3	83-3	41	11,460	16,815	29,822	41,474	16,290
Total, Metals and Ores Tons	1,902-1½	1,472-9	2-334-5	3,434-18½	1805-19-32	7,03,328	5,79,776	6,61,980	8,38,215	4,87,187
MICA IN SPLITTING .. Cwt.	10	800
OILS—										
Fish Oil Cwt.	1,030	9-50	431	203	87	9,462	994	6,107	2,641	1,120
.. .. Gals.	11,625	1,027	5-379	2,276	968
Animal Cwt.	2,150
.. .. Gals.	..	4,050	6
Essential Lbs.	215	405	3½	22	58	5,390	1,038	9,009	10,064	2,950
.. .. Gals.
Natural almond oils Lbs.	3	160	1½	224
.. .. Gals.	½	16	..	80	..	15	155	114	20	..
Eucalyptus Cwt.	8	15	..
Peppermint Cwt.	90	60	58	180
Lemon Gals.	9	6	112	..
MINERAL—										
Fuel oils Tons	184,831	181,397	294,958	3,27,266	309,824	55,38,930	54,41,910	88,82,740	98,17,980	92,94,780
.. .. Gals.	4,615,775	45,349,250	73,789,500	81,816,500	77,455,000
Kerosine										
In bulk Gals.
In tins "	262,512	602,600	723,580	9,40,946	588,924	2,23,514	4,89,814	5,66,721	7,28,295	4,47,069
Lubricating oils "	43,245	53,121	49,097	60,916	59,246	86,379	83,464	95,596	1,07,486	1,01,745
Petroleum, dangerous (Benzene, Benzol, Petrol and other motor spirit) "	240,016	397,304	310,448	3,88,402	299,888	4,10,579	6,21,616	4,64,310	5,42,986	3,93,899
Paints, solutions and compositions, dangerous "	260	1,434	1,040	3,295
Other kinds "	575	715	1,485	1,837	..	1,846	2,105	4,515	6,878	..
Total, Mineral Oil .. Gals.	46,407,358	46,302,990	47,824,091	83,208,601	78,405,492	62,62,288	66,43,909	1,00,13,882	1,12,03,625	1,02,40,788
VEGETABLE, NON-ESSENTIAL—										
Castor Cwt.	18	500
.. .. Gals.	200	1,016	860	833	1,123
Coconut Cwt.	10,343	11,384	9,630	9,322	18,575	28,771	28,871	28,518	29,210	32,485
.. .. Gals.
Cotton seed Cwt.
Groundnut Gals.	445	342-50	693	651	77	16,624	13,704	17,170	18,462	2,900
Linseed Cwt.	4,973	3,340	7,762	7,294	860
.. .. Gals.	4	494-50
Mustard and Rape .. Cwt.	50	100	13,797
.. .. Gals.	2,675	1,814	367	5,960	5,537
Sesamum (til or jinjilli) .. Cwt.	29,967	20,318	4,098	66,757	9,544	86,632	60,660	11,204	1,63,048	..
.. .. Gals.	50	247	112	66,757	106,873
Other sorts Cwt.	50	247	1,254	281	..	6,225	11,298	9,218	18,103	258,175
.. .. Gals.	564	2,763	..	3,139
Total, Oils Vegetable, non-essential .. Cwt.	4,197	3,419-50	2,082	7,725	11,238-50	1,38,852	1,14,533	65,110	2,28,823	3,07,357
.. .. Gals.	46,117	38,205	22,744	86,512	126,845
Total, Oil .. Gals.	46,762,295½	46,442,743	74,852,751	83,297,630	78,533,369	64,16,007	67,70,429	1,00,94,407	1,14,45,343	1,03,52,440
OILCAKES Tons	48-1	16	7	15	3	5,266	1,486	741	1,421	285
OILCLOTH AND FLOOR-CLOTH Sq. yds.	2,753	1,235	1,998	2,791	3,687	4,259	3,414	3,460	4,929	9,748
OPPIUM Lbs.	48	1,348
PACKING—ENGINE AND BOILER—										
OF ALL KINDS, including										
ASBESTOS Value	8,591	3,987	7,451	5,722	9,529

ABSTRACT TABLES.
IMPORTS.

No. 5—contd.
Total quantities and value of articles imported—contd.

Articles.	Quantity.					Value.				
	1924-25.	1925-26.	1926-27.	1927-28.	1928-29.	1924-25.	1925-26.	1926-27.	1927-28.	1928-29.
						Rs.	Rs.	Rs.	Rs.	Rs.
PAINTS AND PAINTERS MATERIALS—										
Graphite Cwt.	5	..	1	..	1	111	..	60	..	28
Enamals prepared	10	16	14	43	12	1,566	1,404	1,010	545	1,631
Red lead—										
Genuine	215	276	512	379	342	6,596	6,625	17,953	8,134	6,429
Genuine moist	400	..	49	..
Reduced dry	20	2	32
White lead—										
Genuine Cwt.	69	186	125	110	95	2,498	6,343	3,855	3,829	2,790
Reduced dry	3	150	..	80
Genuine moist	2	55	1,690	1,428	..
White Zinc—										
Genuine Cwt.	29	66	67	..	100	957	2,349	1,738	..	2,623
Reduced dry	42	26	1,400
Reduced moist
Paints and Colours—										
Barytes Cwt.	395	..	215	..
Blue Paints or Paris blue	4	9	6	2	60	500	60	2,625
White and redlead	2,611	1,10,084	97,802	..
Other sorts	1,987	1,482	2,243	..	3,207	95,008	92,882	96,086
Painters materials (other than Paints and Colours)—										
Turpentine Cwt.	94	87	125	98	116	2,931	2,829	2,684	2,796	2,203
Genuine turpentine	15	..	1	25	..	606	..	90	828	..
Varnish	66	72	82	93	84	4,390	3,321	4,438	4,019	4,155
Other kinds	734	650	1,005
Total, Paints and Painters materials .. Value	1,16,047	1,18,668	1,43,944	1,19,802	1,19,573
PAPER AND PASTEBOARD—										
Paper—										
Packing paper Cwt.	68	189	163	224	216	1,675	4,480	5,440	5,858	4,888
Printing paper	81	193	219	186	149	4,225	13,471	4,922	6,838	5,077
Writing paper and envelopes
Envelopes imported separately Cwt.	68	95	132	300	284-1	5,652	6,463	7,210	13,746	5,022
Writing paper in large sheets Cwt.	17,108	18,380	10,136	24,850	16,032	39,769	31,876	18,633	41,165	27,130
Note and letter paper and envelopes	72	13	55	59	25	5,120	1,350	1,988	2,813	1,225
Old newspapers in bales and bags	13,938	14,229	12,621	16,709	15,017	95,825	92,609	75,496	97,635	80,246
Other kinds of paper (including paper manufactures) .. Cwt.	431	103	226	327	434	17,016	5,172	4,232	9,973	10,889
Paper manufactures .. Value	32	115	984	75	27	2,535	10,073	7,649	..	1,150
Pasteboard, millboard and cardboard of all kind .. Cwt.	4	19	6	5	3	40	5,107	480	92	274
Straw boards	9	13	328	199
Other kinds	28	13	16	38	..	640	242	400	704	490
Total, Paper and Pasteboard Value	1,72,825	1,66,442	1,26,674	1,81,739	1,35,391
PAPER MAKING MATERIALS—										
Pulp of wood or other materials Cwt.
Rags and other materials
Total, Paper making materials
PARAFFIN WAX Cwt.										
3	..	2	120	..	900
PERFUMERY (not being perfumed spirits) .. Value										
..	2,18,173	1,27,306	1,25,405	1,03,612	1,02,584
PITCH, TAR AND DAMMER .. Cwt.										
Coal tar and pitch	470	544	435	771	1,441	4,383	4,066	4,442	5,798	9,139
Dammer	30	..	26	75
Stockholm tar and pitch	3	..	8	5
PLANTS, LIVING, including BULBS AND SEEDS FOR SOWING .. Value										
..	75	5,200	95	60	72
POLISHES—										
Polishes and compositions for application to leather .. Value	10,181	6,447	7,463	8,828	4,100
Polishes and composition for application to metals	8,883	5,401	6,368	9,121	7,519
Wood polish	1,004	1,393	1,104	1,180	880
Total, Polishes	20,068	13,241	14,335	19,129	12,499
PRECIOUS STONES AND PEARLS, UNSET PEARLS										
..	85,200	30,200	72,600	60,200	1,17,200
PRINTING AND LITHOGRAPHING MACHINERY AND MATERIALS (excluding paper)—										
Printing and Lithographing presses Value	500	..
Printing type Cwt.	3	2	1	4	..	895	525	108	1,000	..
Printers Lithographer's ink .. Value
Other materials	72	517	615	300	130
Total, Printing and Lithographing machinery and materials	667	1,042	723	1,800	130
PRINTS, ENGRAVINGS AND PICTURES—										
Photographs and picture post-cards Value	30	..	1,126	2,867	..
Other	260	182	68	1,240	405
Total, Prints, Engravings and Pictures	290	180	1,194	3,107	405
P. AND O. STORES—										
Bacon and Ham Cwt.	216	246	289	190	303	24,363	28,875	26,712	18,761	21,147
Biscuits and Cakes	621	767	843	1,127	1,567	49,725	52,549	49,329	59,902	70,015
Butter (including canned)	280½	326	285	295	464	33,582	41,720	26,173	25,418	45,039
Cheese (including canned)	158	226	226	147	223	15,424	16,430	20,276	13,683	15,386
Cocoa and Chocolate	108	77½	113	119	141	13,384	11,893	12,104	14,466	12,824
Confectionery	3,569	3,717	1,44,906	13,99,490

ABSTRACT TABLES
IMPORTS.

No. 5—contd.
Total quantities and value of articles imported—contd.

Articles.	Quantity.					Value.				
	1924-25.	1925-26.	1926-27.	1927-28.	1928-29.	1924-25.	1925-26.	1926-27.	1927-28.	1928-29.
PROVISIONS AND OILMAN'S STORES—						Rs.	Rs.	Rs.	Rs.	Rs.
Farinaceous and patent foods other sorts .. Cwt.	1,051½	904	886	828	997	24,462	29,777	24,035	24,809	22,669
Farinaceous food in bulk ..	10,841	8,007	7,685	4,978	7,374	5,84,864	4,91,940	2,69,527	429,515	429,515
Ghee ..	157	180	14,518	172	167	9,586	9,254	3,89,145	8,039	6,018
Jams and Jellies ..	6	—8	5	4	13	2,200	20	7,891	1,160	1,957
Isinglass ..	2	—48	7	3	13	160	39	1,330	100	223
Lard ..	450	443	620	673	1,009	24,843	40,039	25,478	30,241	42,655
Milk, condensed and preserved, including Milk cream ..	29½	27	27	20½	13	3,012	2,824	3,137	1,630	954
Milk foods for infants & invalids (wholly or mainly milk) ..	870	1,055	1,304	772	1,434	29,856	29,923	32,393	24,450	31,135
Pickles, Chutnies, Sauces and Condiments ..	8,175	5,070	6,988	8,732	7,792	9,084	6,937	6,105	7,686	7,250
Vinegar (excluding bottled Vinegar) .. Galls.	1,257	1,738	2,778	2,943	2,998	67,513	80,011	99,710	1,02,879	102,052
Other sorts of Provisions— Canned and bottled provi- sions (not specified else- where) .. Cwt.	4,018	3,797	3,756	6,460	5,473	83,892	64,365	88,578	1,27,034	81,829
Canned or bottled Fruits ..	204	254	365	397	389	12,822	14,947	15,300	19,709	16,068
Tinned or canned fish ..	1,810	1,071	1,984	5,214	2,877	40,862	38,080	59,639	1,38,789	85,005
Others	3,186	1,14,323
Vegetable Product (Vegetable, ghi, Vegetable fat, etc.)
Total, Provisions and Oilman's stores .. Value	10,29,634	9,59,623	8,81,304	10,33,159	12,45,554
RAILWAY PLANT AND ROLLING STOCK—										
Carriages and Wagons and parts thereof .. Value	3,740	..	187
Locomotive Engines and ten- ders and parts thereof	2,890
Materials for construction— Bridge work .. Tons
Rails, chairs and fishplates of steel or iron	23	1	3,881	340
Sleepers and keys of steel or iron	5	2,000
Sleepers of wood ..	8/20	1	7-3	125	360	6,903
Other kinds of materials
Total, Railway plant and Rolling stock .. Value	3,865	6,241	10,120
RUBBER—										
Raw— Manufactures— Pneumatic Cycle Cover Nos.	24	15	97	90	50	120	136	359	260	100
Pneumatic Cycle Tubes ..	39	30	188	270	172	160	104	405	617	404
Solid rubber tyres ..	35	149	85	14	32	996	11,200	10,056	1,726	2,620
Tyres for motors and motor cycles ..	2,418	2,199	82,306	79,208
Tubes for motors and motor cycles ..	2,654	2,976	13,162	17,531
Pneumatic Motor Covers	2,716	3,558	3,125	1,00,685	1,28,443	108,381
“ “ Tubes	3,435	6,103	4,430	28,223	31,833	23,704
Pneumatic Motor Cycles Covers	80	38	678	404	..
“ “ Tubes	60	68	388	250	..
Other manufactures (except apparel and boots and shoes) .. Value	2,415	10,402	4,409	7,299	7,249
Total, Rubber .. Value	99,159	1,18,581	1,45,203	1,70,835	142,548
SALTS .. Tons	7	5-3	10	5	107	2,456	1,503	2,874	1,994	1,821
SEEDS—										
Oil-seeds— Essential .. Tons	156	121-8	138	149-3	240	76,978	53,054	58,895	70,525	88,812
Non-essential— Castor
Copra or cocconut kernel ..	196-5	22-4	9	13	13	48,647	9,887	4,851	6,415	5,622
Cotton ..	66	107	46-4	91	8-1	21,790	31,865	13,891	25,619	26,897
Groundnuts	4	760	..	20	..
Linseed
Mustard
Poppy ..	1	440
Rape
Sesamum (til or jinjilli) ..	1,401	1,639-2	1,297	1,397-2	1,952-2	3,60,817	4,90,915	4,12,377	4,32,918	6,10,753
Tea
Others ..	164	345-9	292-2	340	220	33,808	59,310	43,350	45,919	45,246
Other than oil-seeds ..	416	63	84	32-4	40	46,904	9,370	5,147	6,177	5,882
Total, Seeds .. Tons	2,400-14	2,356-3	1,816-6	2,022-11	2,550-3	5,89,384	6,52,161	5,38,511	5,87,633	7,83,212
SEEDS AND COWRIES—										
Cowries .. Cwt.	563	477	521	332	732	17,165	13,815	13,181	9,619	14,610
Shells— Shells (chanks, shankhl, large ornamental shells, cowras, mother-of-pearl shells and oyster shells ..	5,020	3,929	1,537	3,593	4,044	1,34,419	96,541	37,947	85,349	90,180
Tortoise-shell (including nakhla or nakh) .. lbs.	8,849	6,020	2,598	20,797	10,930	16,255	23,417	7,480	25,085	8,988
Total, Shells and Cowries .. Value	1,67,839	1,33,773	58,608	1,20,053	1,13,778
SHIPS, PARTS OF (including Lan- ches and Boats) .. Value	18,886
SMOKERS' REQUISITES (excluding tobacco)	16,760	..	10,214	15,034	17,422
SOAP—										
Household and laundry soap in bars or tablets .. Cwt.	15,522	14,436	15,092	18,172	11,308	3,95,807	3,64,016	3,42,011	3,92,232	2,20,887
Toilet soap ..	91	97	79	243	130	11,242	9,273	8,353	17,110	9,862
Others ..	30	55	67	39	32	945	1,467	2,829	1,110	513
Total, Soap .. Cwt.	15,643	14,588	15,238	18,454	11,470	4,07,994	3,74,756	3,53,193	4,10,453	2,31,256
SPECIMENS ILLUSTRATIVE OF NA- TURAL SCIENCES .. Value	1,41,690	82,768	75,259	1,17,099	3,06,781

ABSTRACT TABLES. IMPORTS.

No. 5—contd.

Total quantities and value of articles imported—contd.

Table with columns for Articles, Quantity (1924-25 to 1928-29), and Value (1924-25 to 1928-29). Rows include Textiles (Manufactures, Piece-goods, Printed goods), Woven coloured goods, and Rope/Thread/Towels.

ABSTRACT TABLES.
IMPORTS.

No. 5—contd.
Total quantities and value of articles imported—contd.

Articles.	Quantity.					Value.				
	1924-25.	1925-26.	1926-27.	1927-28.	1928-29.	1924-25.	1925-26.	1926-27.	1927-28.	1928-29.
						Rs.	Rs.	Rs.	Rs.	Rs.
TEXTILES—contd.										
Flax—										
Raw Lbs.
Twist and Yarn "
Manufactures—										
Bags and Sacks .. Nos.	819
Canvas Yds.	..	1,107	492	846	..	1,603	846	1,470	1,470	..
Piece-goods "	802
Thread, sewing .. Lbs.
Other sorts "	17,810	26,800	15,135	35,803	28,637	18,601	35,803	37,585	32,585	26,992
Total, Flax (including Twist and Yarn) .. Value	20,204	..	34,055	34,055	26,992
Haberdashery and Millinery	32,050	..	78,245	78,245	1,01,668
Hemp—										
Raw Cwt.
Manufactures (excluding cordage)—										
Bags and Sacks .. Nos.	14	14	..	14	..
Cloth Yds.
Manufactures O'sort .. Value	79	..
Total, Hemp manufac-tures .. Value	93	..
Jute—										
Raw Tons.	25.4	10	9	4	4	5,679	2,992	1,950	1,816	1,479
Twist and Yarn Lbs.
Manufactures—										
Canvas Yds.	154	290	..
Gunny bags .. Nos.	411,875	697,345	643,987	3,27,774	588,090	2,50,428	4,84,546	3,44,450	1,85,388	3,05,840
cloth Yds.	43,250	118,024	88,200	92,500	1,53,300	15,804	23,050	17,921	24,219	45,201
Rope and Twine .. Cwt.	561	832	1,180	682	711	24,211	35,161	44,667	22,866	22,018
Other kinds "	482	30	13	5	2	250	375	126	528	30
Total, Jute (including Twist and Yarn) .. Value	2,90,693	5,43,132	4,09,114	2,35,107	3,74,568
Silk—										
Raw Lbs.	8,713	5,934	4,444	4,438	6,003	43,612	36,096	25,980	21,710	24,270
Waste "	3,186	9,772
Yarn, noils and wraps .. "	348	686	66	1,549	..	2,920	2,800	482	7,672	..
Manufactures—										
Goods of silk mixed with other materials .. Yds.	11,605	4,989	3,291	24,730	18,776	10,735	9,185	6,025	26,910	14,920
Silk—piece-goods .. Lbs.	86,135	74,398	85,580	145,459	166,812	1,69,947	1,24,857	1,22,456	1,95,641	2,18,286
Thread for sewing .. Lbs.	2,942	3,322	9,076	22,001	6,937	29,158	47,030	55,800	1,12,063	31,750
Other sorts "	3,212	1,453	894	1,789	3,891	9,473	4,315	3,380	7,267	12,820
Total, Silk (including yarn) Value	2,19,313	1,85,387	2,14,123	3,71,263	3,11,818
Wool—										
Raw Lbs.	218	270
Yarn and knitting wool .. "	74	43	128	556	16	190	72	780	1,160	85
Manufactures—										
Blankets Lbs.	5,329	13,632	16,510	11,028	41,793	6,056	12,290	8,983	9,004	14,492
Braids "
Carpets and Rugs .. "	31,485	26,210	27,364	53,780	46,437	84,540	45,797	72,521	1,05,332	1,21,202
Hosiery "	1,000	280	448	3,501	186	3,181	1,128	1,615	13,433	880
Piece-goods Yds.	14,073	10,413	17,768	37,975	13,516	32,931	38,289	45,385	70,371	48,416
Shawls Nos.	24	122	..	480	53	30	710	..	600	420
Other sorts Lbs.	1,250	683	1,091	7,083	6,111	2,026	851	1,356	3,159	9,029
Total, Wool (including yarn) Value	1,28,873	99,065	1,30,640	2,0,3059	194,524
Total, Textile raw materials	88,886	63,472	..	94,551	48,430
Total value of yarns and textile fabrics	2,67,33,315	2,62,50,253	2	2,48,53,341	2,01,62,924
Artificial silk—										
Silk, Yarn Lbs.	120	300
Manufactures O'sorts .. Value	2,325	2,990	7,470	5,729
Piece-goods of cotton arti-ficial silk Yds.	8,168	21,544	46,131	250,096	605,821	825	18,185	26,480	1,22,975	304,638
TOBACCO—										
Unmanufactured Lbs.										
Manufactured—										
Tobacco for pipes and Ciga-rettes "	55,379	25,053	51,221	65,238	46,848	1,09,307	67,493	1,02,985	1,16,581	68,723
Cigars "	8,428	5,803	4,161	4,907	4,982	12,372	9,687	8,150	10,172	9,818
Cigarettes "	235,338	197,033	244,865	268,666	501,173	5,76,903	4,36,044	6,03,269	4,82,289	516,219
Other sorts "	8,362	39,274	11,368	72,968	8,972	3,976	30,777	1,910	21,013	2,566
Total, Tobacco ..	9,675,989	8,389,302	8,133,415	11,816,851	15,410,879	36,92,650	29,66,782	31,05,560	40,24,932	45,68,300
TOILET REQUISITES (not specified elsewhere) Value										
..	38,049	23,330	22,803	32,496	18,928
TOYS AND REQUISITES FOR GAMES AND SPORTS, including fishing tackle—										
Toys Value										
Requisites for games, etc. (ex-cluding firearms)—	128	18,584	20,860	21,365	16,489
Playing cards Value
Other sorts "	2,955	7,473	1,615	6,698	7,022
Total, Toys and requisites for games and sports	26,629	16,202	13,666	13,398	20,663
Total, Toys and requisites for games and sports	38,712	42,250	36,141	41,461	44,774

No. 5—concl'd.
Total quantities and value of articles imported—concl'd.

Articles.	Quantity.					Value.				
	1924-25.	1925-26.	1926-27.	1927-28.	1928-29.	1924-25.	1925-26.	1926-27.	1927-28.	1928-29.
UMBRELLAS AND UMBRELLA-FITTINGS—						Rs.	Rs.	Rs.	Rs.	Rs.
Umbrellas, complete (including parasols and sunshades) .. Nos.	5,450	6,012	9,042	14,511	16,845	11,880	12,177	17,804	25,258	24,336
Umbrella fittings .. Value
Total, Umbrellas and umbrella-fittings .. Value	5,450	6,012	9,042	11,880	12,177	17,804	25,258	24,336
VEHICLES, including locomotives, etc., FOR RAILWAYS—										
Carriage and carts not mechanically propelled and parts thereof (excluding railway carriage, trucks, etc.) .. Nos.	8	17	1	16	5	1,000	3,800	80	1,235	258
Parts of carriage and carts (excluding rubber tyres) .. Value	245	1,857	1,734	2,053	605
Perambulators and children's go-carts .. Nos.	21	22	19	41	21	892	835	871	1,022	890
Parts of perambulators and children's go-carts .. Value	75
Total, Carriages, carts, etc. .. Value	2,137	6,492	2,760	4,310	1,753
CYCLES (other than MOTOR CYCLES) AND PARTS THEREOF AND ACCESSORIES—										
Cycles imported entire or in sections .. Nos.	8	34	87	34	53	600	5,004	4,907	2,355	2,135
Parts of cycles and accessories (excluding rubber tyres) .. Value	1,210	3,206	4,287	3,418	2,380
Total, Cycles, etc. .. Value	1,810	8,210	9,194	5,773	4,515
MECHANICALLY PROPELLED VEHICLES (excluding RAILWAY LOCOMOTIVES AND TRACTORS)—										
Motor cars (including taxi cabs) Nos.	58	115	163	145	156	1,42,121	2,53,066	2,96,033	2,93,527	3,27,509
Motor cycles (excluding Scooters) .. "	13	17	22	14	6	11,913	11,855	16,297	6,768	2,560
Motor omnibuses, motor vans and motor lorries .. "	21	15	45	17	7	34,932	24,650	55,252	39,900	48,115
Parts of mechanically propelled vehicles and accessories other than of aircraft (excluding rubber tyres) .. Value	2	..	68,663	91,348	65,626	1,17,813	96,306
Chassis .. Nos.	27	51,415
Total, Motor cars and motor cycles .. Value	2,92,580	3,80,909	4,33,378	4,63,468	3,25,895
Ships, parts of .. Value	34,951	1,44,831	35,848	92,369	53,681
Total, Vehicles (excluding locomotives, etc., for railways) .. Value	2,96,527	5,40,442	4,81,180	5,65,920	5,85,844
WAX OF ALL KINDS, other than PARAFFIN WAX (excluding candles) .. Cwt.	488	565	833	245	519	31,251	35,430	36,736	10,809	39,595
WOOD AND TIMBER—										
Timber, other than railway sleepers—										
Deal and pine wood .. Cub tons	1,128	813	1,266	1,684	1,515	86,723	56,566	74,612	1,04,086	86,562
Jarrah wood .. "
Teak wood .. "	68	88	33	116	28-18	12,224	17,818	9,610	33,645	7,423
Other timber .. "	3,251	2,515-10	2,339	3,646	1,852	2,23,088	1,68,099	1,88,513	3,27,871	1,24,060
Total, Timber, other than railway sleepers .. "	4,447	3,416-10	3,638	5,446	3,392-18	3,22,035	2,42,483	2,72,735	4,65,402	2,18,045
WOOD—										
Fire wood .. Tons	2,591	3,392	3,813	4,099	3,399	39,278	49,355	49,311	61,747	48,188
Ornamental wood—										
Ebony .. Value
Sandal .. Tons	25	15-2	19	29-1	25	9,886	5,137	7,644	11,610	8,835
Other kinds .. Value	790	80	566
Total, Ornamental .. Value	..	15-2	10,656	5,217	8,209	1,610	..
Manufacture of wood, other than furniture and cabinet ware Value	33,162	21,684	15,849	9,700	14,076
Total, Wood .. Value	4,05,131	3,18,739	3,46,104	5,48,459	2,89,144
ARTICLES IMPORTED BY POST .. Value	2,68,848	2,64,005	2,49,934	2,18,350	2,04,567
ALL OTHER ARTICLES OF MERCHANDISE—										
Unmanufactured .. Value	1,75,840	1,38,186	1,02,819	1,97,048	1,25,238
Manufactured .. "	84,065	62,971	84,463	1,28,689	83,007
Grand Total, Value of Merchandise imported (exclusive of Government Stores) .. Value	7,63,34,474	7,18,37,188	7,41,64,487	8,11,83,758	7,64,87,583
Treasure—										
Gold .. Value	9,62,675	10,28,410	11,20,246	6,97,815	9,28,305
Silver .. "	91,30,545	1,40,47,821	96,91,586	1,20,31,447	52,93,241
Currency notes .. "	3,41,798	85,377	3,01,749	248,830	96,039
Total, Value of Private Treasure .. Value	1,04,35,018	1,51,61,608	1,11,13,581	1,29,77,592	63,17,585
Grand Total, Private Merchandise & Treasure .. Value	8,67,69,492	8,69,98,796	8,62,78,067	9,41,61,350	8,28,05,168

ABSTRACT TABLES.
EXPORTS.

No. 6.

Total quantities and value of articles exported.

Articles.	Quantity.					Value.				
	1924-25.	1925-26.	1926-27.	1927-28.	1928-29.	1924-25.	1925-26.	1926-27.	1927-28.	1928-29.
						Rs.	Rs.	Rs.	Rs.	Rs.
ANIMALS, living—										
Cattle (excluding sheep and goats) .. Nos.	108	379	52	237	4	3,510	16,075	3,150	8,420	160
Horses	9	1	..	4	..	1,141	300	..	1,900	..
Sheep and goats	16,547	23,450	55,130	24,314	5,414	1,88,492	2,51,767	5,78,088	2,65,851	58,183
Other kinds	79	988	648	270	198	6,490	19,951	9,040	7,738	14,102
Total, Animals, living ..	16,743	24,818	55,830	24,825	5,616	1,99,633	2,88,093	5,90,276	2,83,907	72,445
APPAREL (including DRAPERY, UNIFORMS, AND ACCOUTREMENTS, BUT excluding HOSIERY AND BOOTS AND SHOES) .. Value	86,316	58,770	53,740	98,354	1,17,772
ARMS, AMMUNITION, AND MILITARY STORES	30,548	51,133	1,38,795	13,056	5,412
ART, WORKS OF	1,355	150	650
BASKETS AND BASKETWARE
BOOKS PRINTED, AND PRINTED MATTER (not being STATIONERY) including MAPS AND CHARTS .. Cwts.	132	212	313	245	271	11,197	17,966	22,443	15,921	20,277
BOOTS AND SHOES .. Pairs.	6,755	5,971	5,949	5,585	6,259	14,429	10,722	11,389	13,780	16,180
BUILDING AND ENGINEERING MATERIALS, other than OF IRON, STEEL, OR WOOD—										
Bricks .. Nos.	..	500	..	350	30	..	85	..
Chalk and lime .. Cwts.	182	564	1,434	1,808	33	469	754	2,362	1,463	117
Pipe of Earthenware .. Value	1,500	1,520	6,312
Tiles .. Nos.	7,400	5,400	28,908	8,682	17,667	12,983
Other kinds .. Cwts.	1,185	1,108	1,933	4,009	3,076	10,214	5,862
Total, Value of Building and Engineering materials .. Value	10,683	6,646	12,744	20,735	19,412
CANDLES OF ALL KINDS .. Lbs.	60,084	89,936	1,08,864	1,53,776	1,20,624	18,514	30,341	30,820	43,612	30,126
CANES AND BATTANS .. Cwts.	237	355	449	383	499	7,944	15,135	14,604	14,934	15,731
CARRIAGES AND CARTS (excluding RAILWAY CARRIAGES), AND PARTS THEREOF—										
Carriages and carts .. Nos.
Parts of carriages and carts .. Value
Total, Carriages and carts .. Value
CHEMICALS AND CHEMICAL PREPARATIONS (excluding CHEMICAL MANURES AND MEDICINES)—										
Alum .. Cwts.
Potassium compounds—										
Saltpetre
Other sorts ..	6,647	8,623	9,970	10,241	11,359	37,805	53,155	56,546	53,505	60,279
Soda compounds—										
Borax ..	7	12	32	11	10	220	328	793	354	228
Other sorts ..	7,771	3,751	3,862	1,893	5,719	34,075	16,533	13,426	7,338	15,993
Other sorts of chemicals	58,232	50,084	34,518	34,402	40,813
Total of Chemicals .. Value	1,30,332	1,20,120	1,05,283	95,599	1,17,313
COAL, COKE, AND PATENT FUEL—										
Coal .. Tons	50	285	889	56	68	1,922	8,974	24,453	1,868	1,944
Patent fuel ..	1	5	1	80	365	60
Total, Coal, coke, and patent fuel Tons	51	290	889	56	69	2,002	9,339	24,453	1,868	1,994
Coffee .. Cwts.	160,811	111,388	113,381	110,102	92,317	1,18,55,768	82,07,124	82,53,215	81,93,431	64,49,413
CONU—										
Unmanufactured .. Tons	2 ³⁰ / ₁₀₀	—3	4 ¹⁰ / ₁₀₀	1,562	150	47
Manufactured ..	—19	1-13	1 ¹⁰ / ₁₀₀	..	1-6	1,058	815	759	195	334
CORAL .. Lbs.	48
CORDAGE AND ROPE OF VEGETABLE FIBRE (excluding JUTE AND COTTON) .. Cwts.	698	658	601	483	660	17,229	18,362	13,261	14,663	19,299
DRUGS AND MEDICINES (including CHEMICALS AND NARCOTICS)—										
Aloes .. Cwts.
Assafetida ..	60	302-1	61	107	121	2,861	19,193	2,567	5,299	6,146
Camphor .. Lbs.	62	185	..	28	..	84	402	..	180	..
Galangal .. Cwts.	1,489	1,926	554	355	186	31,165	36,521	8,448	6,469	3,424
Quinine salt, other sorts .. Lbs.
Senna .. Cwts.	494	124	40	62	10	6,549	1,800	900	1,095	95
Other sorts of drugs and medicines .. Value	57,740	47,179	75,334	58,022	72,331
Total, Drugs and Medicines .. Value	98,399	1,05,095	87,249	71,055	81,996
DYEING AND TANNING SUBSTANCES—										
Barks for Tanning (a) (III E) Cwts.	..	49	1,163	..	800
Indigo ..	1,354	1,353	1,387	1,651	1,163	2,59,800	2,88,178	2,32,109	2,34,955	1,61,751
Myrabolams	19	2	..	5	..	360	125	..	60
Safflower ..	513	419	321	391	472	73,943	66,965	46,256	48,421	51,646
Turmeric ..	2,285	2,860	2,365	2,234	2,704	91,165	74,363	49,807	42,026	57,357
Other sorts (including lao-dye) ..	788	362	708	751	623	70,205	31,911	73,757	57,578	63,316
Total, Dyeing and Tanning Substances .. Cwts.	4,940	5,062	4,783	5,027	4,967	4,95,113	4,62,577	4,02,054	3,82,980	3,34,130
EARTHENWARE AND PORCELAIN (excluding PIPES OF EARTHENWARE) .. Value	1,22,015	80,535	59,664	1,18,765	67,856
FEATHERS .. Lbs.	46	224	..	6	1	420	1,950	..	180	80
FIRE WORKS
FISH (excluding CANNED FISH)—										
Fish, dry, unsalted .. Cwts.	12,778	16,682	10,826	17,262	10,481	1,79,216	1,91,564	1,48,971	2,42,106	1,21,208
Fish, dry, salted ..	3,130	1,878	3,410	2,660	564	46,289	27,702	56,175	37,140	8,336
Fishmaws and shark fin ..	2,789	3,923	3,720	1,671	1,550	3,34,099	2,43,726	2,37,697	1,89,386	2,41,125
Total, Fish (excluding canned fish) .. Cwts.	18,697	22,483	17,956	21,493	12,595	5,59,604	4,62,992	4,42,843	4,68,632	3,70,669

ABSTRACT TABLES.
EXPORTS.

No. 6—contd.

Total quantities and value of articles exported—contd.

Articles.	Quantity.					Value.				
	1924-25.	1925-26.	1926-1927.	1927-28.	1928-29.	1924-25.	1925-26.	1926-27.	1927-28.	1928-29.
						Rs.	Rs.	Rs.	Rs.	Rs.
HIDES AND SKINS, TANNED OR DRESSED, AND LEATHER HIDES, TANNED OR DRESSED—										
Buffalo Hides { Tons Nos. }	1-40 5 ³ / ₈	75 50
Cow Hides { Cwts. Nos. }	1-42	150
Other Hides { Cwts. Nos. }	1-20 3 ¹ / ₈	20	..	255
Total, Hides, tanned or dressed.	81-84 15 ¹ / ₈	245	..	305
Goat skins { Tons Nos. } 3 ¹ / ₈ -2	500	..	1,800
Sheep skins { Tons Nos. }	3 ⁷ / ₈ 5 -2
Other sorts { Tons Nos. }	3,239	2,118	2,460	4,3 ¹ / ₈ -20	2,220	4,275	3,863	4,260	3,842	2,295
Total, Skins, tanned or dressed	3,239-7 ⁷ / ₈	3,118	2,460	4,3 ¹ / ₈ -20	3,160	4,275	3,863	4,760	3,842	4,095
Total, Hides and skins, tanned or dressed.	15 ¹ / ₈ -20 3,323	7 3,118	15 2,460	4,3 ¹ / ₈ -20	..	4,520	3,863	5,065	3,842	..
Unwrought Cwts.	11	1	100	160
MANUFACTURES (excluding boots and shoes)—										
Bags, trunks and travelling requisites Value	2,431	696	1,289	3,670	844
Saddlery and harness Value	4,179	1,778	2,970	4,368	4,930
Other sorts Value	80
Total, Leather Value	11,230	6,487	9,324	11,680	5,854
Liquors—										
Spirits Gals.	1,556	1,482	1,494	971	1,005	25,858	24,486	24,324	17,107	16,059
Wines " "	3,359	12,939	17,674	..
Other sorts of liquors " "	6,133	3,374	3,068	..	3,411	18,860	16,007	17,059
Total, Liquors Gals.	7,689	4,856	4,562	4,330	4,416	44,718	40,493	37,263	34,681	33,118
MACHINERY AND MILLWORK OF ALL KINDS Value	35,394	21,043	20,697	37,524	1,26,103
MANURES—										
Bones Tons	102	237	81	5	50-5	3,680	4,455	6,100	1,700	3,028
Fish manures and Guano " "	49	26	40	14	4	2,500	1,036	1,600	556	141
Total, Manures Tons	151	263	101	39	54-5	6,180	5,491	7,700	2,256	3,769
MATS AND MATTING (except coir and coarctroov) Sq. yds.	16,558	10,608	41,160	43,040	12,796	4,237	2,205	6,114	7,895	2,791
METALS AND ORES										
Brass, Bronze, and similar amalgams—										
Unwrought Cwts.	16,110
Wrought " "	618 ³ / ₈	568	381	345	494 ¹ / ₂	24,423	23,203	120,82	13,507	..
Copper—ores—										
Old for re-manufacture Cwts.	..	437	22,595
Wrought (sheets and other manufactures) " "	274	..	368	581	498	14,276	22,595	14,759	27,731	16,239
Total, Copper (excluding ore) Cwts.	274	437	368	581	498	14,276	22,595	14,759	27,731	16,239
Iron or steel—manufacture—										
Pigs Tons	815
Anchors and cables " "	6 ¹ / ₂	3	2-5	4	5	3,716	1,809	895	907	1,236
Angle, bolt and rod " "	6	5	1	1	4	865	1,650	90,820	345	1,227
Bars and channel " "	285	273	625	745	617	48,286	39,201	..	85,658	64,120
Nails, screws, rivets and washers " "	51	35	39	43	34	19,075	12,012	123,60	14,769	10,699
Old, for re-manufacture " "	22-8	39	22-9	4-2	22	1,920	3,387	6,941	374	1,798
Pipes and fittings cast " "	11-2	22	33	3	2-1	9,962	7,711	..	1,322	931
Sheets and plates (including galvanized and tinned plates) " "	5-6	64-2	50	839	90	1,596	24,381	10,981	1,95,431	18,897
Tubes and fittings wrought " "	165	-3	-7	81,759	100	260
Hoops and strips " "	3 ⁷ / ₈	60
Other manufactures of iron or steel " "	187	123	181-3	62	83	81,973	23,396	24,174	7,829	19,724
Total iron or steel (excluding ore) Tons	739-8	564-5	952-17	1,706-2	947-8	1,99,232	1,13,647	1,38,670	3,06,635	1,18,892
Lead—										
Pigs Cwts.	10	10	300	175	..
Other sorts " "	117 46	40	71	43	391	2,225	1,010	2,200	1,405	6,556
Manganese ore Tons
Tin wrought including plates or steel not being tinned iron Cwts.	296	761	100	117	98	8,050	7,862	3,527	5,498	3,865
Zinc or spelter, all sorts " "	245	457	109	246	127	4,480	8,150	2,670	6,458	2,355
Metals, unenumerated " "	1,362	1,368	14,05	1,801	1,159	77,755	67,627	75,244	88,354	80,563
Ores, unenumerated " "	20	9,093
Total, Metals and ores Tons	885-0-81	712	1,076-1	1,863-5	1005-7	3,30,441	2,44,094	2,49,452	4,49,763	2,53,673
Mica Cwts.	1	..	10	25	..	800
ORE—										
Animals Cwts.	810	18	410	95	39	7,555	265	5,459	1,598	777
Essential—										
Lemongrass { Cwts. Gals. }	9,060	204	4,600	1,068	436
Other sorts { Lbs. Gals. }	370	210 21 700	670 67	3,420 342	2,278 225	505	541	754	4,130	1,558
Sandlewood oil { Lbs. Gals. }	37	24	190
Mineral										
Benzine, Benzol, Petrol and other motor spirit " "	42,131	76,452	70,816	38,642	..	72,050	1,19,022	3,69,628	1,03,619	68,009
Kerosene " "	359,812	316,846	23,618	342,060	166,878	2,85,767	2,62,039	2,11,681	2,66,538	1,24,252
Other kind " "	46,091	43,645	273,556	27,927	29,298	19,149	24,846	23,804	37,496	39,215

No. 6--contd.

Total quantities and value of articles exported--contd.

Articles.	Quantity.					Value.				
	1924-25.	1925-26.	1926-27.	1927-28.	1928-29.	1924-25.	1925-26.	1926-27.	1927-28.	1928-29.
Oils--						Rs.	Rs.	Rs.	Rs.	Rs.
Vegetable, non-essential--										
Castor .. Gals.	98		101		7					240
Cocoanut .. Gals.		179	1,188	182	80					
Groundnut Oil .. Gals.	1,086		78	2,048	161	4,208	6,750	3,481	6,477	5,929
Linseed .. Gals.					15					400
Mustard .. Gals.	61	26	874		172					
Niger seeds .. Gals.	673	289		560	34	2,553	1,176	3,095	1,999	1,376
Sesamum (til or jinjili) .. Gals.	6,775	5,052	4,140	5,429	18					50
Other sorts .. Gals.	62,691	56,682	46,861	60,820	91,511	1,79,384	1,75,276	1,61,521	1,95,363	2,76,636
Total, Oils .. Gals.	38	114	102	25	109	443	790	190	161	445
OIL CAKES--										
Linseed, rape and sesamum cake Tons.	2					260				
Other sorts .. Tons.	4.9	14	16	13	30	329	1,482	1,588	1,384	3,445
Total, Oil Cakes .. Tons.	6.9	14	16	13		589	1,482	1,588	1,384	
OIL CLOTH AND FLOOR CLOTH Sq. Yds.	52					200				
OPTUM .. Cwt.										
PAINTS AND PAINTERS' MATERIALS--										
REAL--										
Paints and Colour--										
Other sorts .. Value	518	689	734	404	571	48,626	79,789	62,772	17,865	26,247
Painter's Materials .. Value						1,672	1,828	483	1,360	1,188
Total, Paints and Painter's Materials .. Value						50,298	81,617	63,254	19,225	27,435
PAPER AND PASTEBOARD--										
Printing Paper .. Cwt.	9,618					98,800	93,904	76,253	93,181	94,851
Other kinds of Paper .. Cwt.	2	10,114	10,098	21,504	11,950	40	93,904	100	50	80
Cardboard of all kinds .. Cwt.			2	1	1					
Total of Paper .. Cwt.	9,620	10,114	10,098	21,505	11,951	98,840	93,904	76,353	93,231	94,931
PARAFFIN WAX .. Cwt.										
PERFUMERY (not being perfumed spirit) .. Value						1,57,535	1,70,021	1,93,751	1,58,256	1,30,338
PLANT LIVING, including bulbs .. Value							8		100	
PRECIOUS STONES AND PEARLS, UNSET .. Value						90,500	1,23,000	57,680	1,92,100	1,34,600
PRINTING AND LITHOGRAPHING MATERIALS (excluding Paper) .. Value										
PROVISIONS AND OILMAN'S STORES--										
Bloch-de-mer .. Lbs.	88,032	37,016	90,384	3,36,234	234,864	48,137	14,106	34,388	1,67,463	1,05,502
Butter .. Cwt.	43	44	39	44	60	5,109	5,228	3,884	4,882	5,276
Cheese .. Cwt.	12	35	29	20	24	1,243	1,879	1,775	1,076	1,253
Confectionery .. Cwt.				1,761	1,831				68,044	67,673
Ghee .. Cwt.	6,726	5,523	5,340	5,418	7,701	3,68,507	3,29,698	3,02,849	3,08,788	4,75,099
Lard .. Cwt.										
Pickles, Chutnies and Condiments .. Cwt.	59	58	74	18	109	2,225	2,08	2,935	761	2,247
Other sorts of provisions .. Cwt.	10,947	14,021	11,885	18,300	22,985	2,49,555	2,94,431	2,53,024	3,47,841	4,17,437
Total, Provisions and Oilman's stores .. Value						6,72,776	6,47,404	5,98,855	8,98,795	10,74,487
RAILWAY PLANT AND ROLLING STOCK--										
Other sorts .. Value						20,327		40,000	14,900	
RUBBER--										
Raw .. Cwt.										
Manufactures .. Value						5,166	11,392	22,461	53,417	22,875
SALT .. Tons	204,934	180,667	1,95,189	175,134	213,158	20,99,730	17,82,985	20,93,849	20,62,610	24,07,831
SEEDS ESSENTIAL--										
Ajama .. Tons	5	4	3	5	5.1	2,320	2,140	1,220	1,595	1,798
Ajwan .. Tons	15	20.3	23	18	24.3	6,574	7,792	8,268	6,919	7,556
Aniseeds .. Tons	1			1	1	531			305	250
Assalia .. Tons										
Carraway .. Tons						100				
Coriander .. Tons	17	6	13	8	26	5,718	2,043	4,265	3,499	10,462
Cummin (other than Black) .. Tons	38	38	35	41		24,605	20,530	17,752	22,932	48,763
" black .. Tons					85			110		
Fennel .. Tons	10	9	9.7	13	11	4,571	3,471	3,857	4,895	3,728
Fenugreek .. Tons	5.8	3	1	6	3.4	1,967	870	440	2,075	1,396
Sawa or Dil .. Tons	1	2		1		382	830		264	
Other sorts .. Tons	4.20				6	20				130
NON-ESSENTIAL, COPRA OR COCONUT--										
Kornel .. Tons	205	6	22.2	9	11	67,488	5,680	8,835	3,303	5,034
Caster .. Tons								100		
Cotton .. Tons		16.5	3.9	10	6	44	2,364	980	1,667	32
Groundnuts .. Tons	21	20	9	30	33	8,923	6,964	3,486	9,663	11,110
Linseed .. Tons	1					336		58		
Mustard .. Tons	1	1		1		200	620		150	
Niger seed .. Tons	5.4									
Poppy .. Tons	20	1		1		143	360		40	500
Tea seeds .. Tons										200
Sesamum (til or jinjili) .. Tons	309.2	214.5	310	278	401	87,936	62,698	91,161	85,807	1,31,822
Other sorts .. Tons	58.3	221.1	18.4	12.2	23.2	18,558	14,867	11,786	8,218	15,822
Other than oil seeds .. Tons	260.2	291.2	6	6	12	50,958	5,502	1,545	1,623	2,127
Total, Seeds .. Tons	948.13-50	394	4,59.51	438.4	637.6	2,81,414	138,725	1,54,068	1,52,599	2,40,728

No. 6—*contd.*
Total quantities and value of articles exported—*contd.*

677

Articles.	Quantity.					Value.				
	1924-25.	1925-26.	1926-27.	1927-28.	1928-29.	1924-25.	1925-26.	1926-27.	1927-28.	1928-29.
THREAD, SEWING Lbs.	16,322	25,589	16,513	17,191	21,431	Ra.	Ra.	Ra.	Ra.	Ra.
Other sorts of manufactures	41,756	22,307	54,940	63,662	93,982	23,784	28,964	17,822	14,889	19,522
Total, Cotton Manufactures (including twist and yarn) .. Value	2,22,96,204	2,17,07,620	9,20,42,189	2,08,89,153	1,75,46,414
Total, Cotton, Raw and Manufactures Value	2,23,26,732	2,17,17,180	2,06,95,069	2,09,51,978	1,75,64,612
FLAX—										
Raw Cwt.
Manufactures— Bags and sacks Lbs.
Other sorts	3,097	6,392	9,772	1,608	5,404	2,702	4,052	4,657	1,020	3,615
Total, Flax Manufactures (including twist and yarn) .. Lbs.	3,097	6,392	9,772	1,608	5,404	2,702	4,052	4,657	1,020	3,615
Total, Flax, Raw and Manufactures .. Value	3,097	..	9,772	1,608	5,404	2,702	..	4,657	1,020	3,615
HABERDASHERY AND MILLINERY Value	15,134	12,193	20,397	59,966	78,730
HEMP—										
Raw Cwt.	53	20	1,500	500
Manufactures (excluding Cordage)
Total, Hemp, Raw and Manufactures .. Value	..	20	1,500	500
JUTE—										
Raw Tons	7	5	6	10	15-6	3,819	2,038	1,731	2,751	3,422
Manufactures—										
Gunny Bags Tons	469	594	667	545	710	2,10,801	3,22,466	2,50,610	2,01,947	2,58,334
Gunny Cloth Nos.	375,076	475,581	..	408,140	529,900
Jute canvas Cwt.
Hessian Gunny Cloth Yds.	140
Do. Rope and Twine Cwt.	4
Do. Other kinds
Total, Jute, Manufacture (including Twist and Yarn) .. Value	2,32,852	3,41,831	2,82,521	2,35,508	2,91,210
Total, value of Jute, Raw and Manufactures .. Value	2,36,671	3,43,869	2,84,252	2,38,259	2,94,632
SILK—										
MULBERRY SILK (excluding TASAR AND OTHER WILD SILKS)—										
Raw Lbs.	1,671	2,159	1,453	4,020	4,129	22,685	11,716	11,430	9,178	16,000
Chassis or waste	672	500
Manufactures—										
Goods of silk mixed with other materials Yds.	650	2,160	41,320	1,500	3,445	24,987
Silk Piece-goods	17,409	27,680	30,543	31,159	56,090	32,659	51,489	36,595	44,945	69,455
Thread for sewing Lbs.	2,151	4,220	6,912	30,237	6,214	28,030	58,045	54,075	1,08,430	27,345
Other sorts	428	1,448	66	1,879	4,013	2,803	7,194	482	9,022	12,585
Total, Silk Manufactures .. Value	64,092	1,16,728	91,152	1,65,842	1,34,372
Total value of Silk, Raw and Manufactures .. Value	88,177	1,28,444	1,02,582	1,75,020	1,50,372
WOOL—										
Raw Lbs.	336	..	2,464	1,372	74	40	..	900	700	4,850
Manufactures—										
Braids Lbs.
Carpets and rugs	11,368	10,848	12,130	19,582	15,101	36,407	26,694	30,729	58,240	42,778
Piece-goods Yds.	2,837	2,070	100	1,000	2,332	7,951	6,654	300	2,268	3,528
Shawls Nos.	..	6	190
Other sorts Lbs.	4,592	1,261	3,656	8,170	6,716	4,302	754	3,759	15,322	7,897
Total, Woolen Manufactures Value	48,300	34,292	34,788	75,830	54,203
Total, Wool, Raw and Woolens Value	48,340	34,292	35,688	76,530	59,053
Total, Textile, Raw Materials .. Value	59,072	23,814	18,941	75,454	42,470
Total, Yarns and Textile Fabrics Value	2,26,80,184	2,22,16,716	2,11,34,704	2,14,27,328	1,81,08,553
Total, Textile, Raw and Manufactures .. Value	2,27,19,256	2,22,40,530	2,11,51,645	2,15,02,779	1,81,51,023
TOBACCO—										
Unmanufactured Lbs.	6,420,722	6,101,767	5,996,298	7,336,672	8,915,928	21,45,848	18,87,151	19,44,362	23,47,611	27,33,503
Manufactured—										
Cigars	569	233	731	541	830	958	442	1,267	1,059	1,042
Cigarettes	74,006	59,012	80,532	68,909	112,506	1,73,005	1,06,176	1,57,274	1,23,689	1,62,925
Other sorts	314,610	308,491	3,18,551	348,768	493,982	3,07,900	2,18,143	3,66,385	4,44,341	4,39,704
Total, Tobacco .. Lbs.	6,809,907	6,460,503	6,396,112	7,754,890	9,523,246	26,27,711	22,11,912	24,69,288	29,16,700	33,37,174

ABSTRACT TABLES.
EXPORTS.
678

62

No. 6—concl'd.

Total quantities and value of articles exported—concl'd.

Articles.	Quantity.					Value.				
	1924-25.	1925-26.	1926-27.	1927-28.	1928-29.	1924-25.	1925-26.	1926-27.	1927-28.	1928-29.
TOYS AND REQUISITES FOR GAMES AND SPORTS, including FISHING TACKLES (OTHER THAN FIRE-ARMS) Value	9,822	7,268	6,509	4,466	5,080
UMBRELLAS INCLUDING PARASOLS AND SUNSHADES Nos.	..	1,614	1,748	4,164	7,511	2,280	3,309	3,075	7,516	11,721
VEHICLES (excluding LOCOMOTIVE CARS, ETC.)— CARRIAGES AND CARTS Nos.	55	95	148	190	172	95,409	1,34,493	1,48,447	2,30,034	2,41,604
PART OF CARRIAGES AND CARTS Value	10,826	26,420	29,855	55,008	47,720
Ships and Parts of "	13,810	26,694	23,317	13,759	6,462
Total, Carriages .. Value	1,20,045	1,87,607	2,01,619	2,98,799	295,786
WAX OF ALL KINDS other than PARAFFIN WAX (excluding CANDLES) Cwt.	670	881	1,061	623	858	60,885	81,329	83,748	63,765	75,673
WOOD AND TIMBER— Timber other than railway sleepers— Teakwood Tons	4-6	1,151
Other Timber "	595	405	687	1,034	791	48,200	27,694	51,292	80,062	52,406
Firewood "	7	..	22	90	..	339
Ornamented wood— Ebony Value
Sandal Tons	9-1	8-2	9-0	13	15-6	4,691	3,474	4,642	5,638	5,958
Other kinds Value
Manufactures of wood other than Furniture and cabinet ware "	42,986	81,109	33,261	46,676	53,192
Total, Wood and Timber .. Value	97,018	62,277	89,285	1,32,376	1,11,895
ARTICLES EXPORTED BY POST .. Value	3,33,017	3,06,861	2,77,239	2,78,480	2,58,933
ALL OTHER ARTICLES OF MER- CHANDISE— Unmanufactured Value	2,31,177	1,31,932	1,15,137	1,60,571	1,61,572
Manufactured "	96,719	91,010	1,05,658	95,292	1,04,619
Merchandise, Grand Total (ex- clusive of Government Stores) Value	6,23,61,847	5,87,50,995	5,62,18,261	6,37,76,273	6,18,82,012
TREASURE— Gold Value	20,74,635	26,45,565	23,77,230	26,85,830	18,16,935
Silver "	90,87,809	1,07,21,722	78,50,936	1,09,13,504	42,52,066
Currency Notes "	3,15,200	2,48,700	2,40,900	1,93,600	1,32,300
Total value of private Treasure Value	1,14,77,644	1,36,16,037	1,04,69,066	1,37,92,934	62,01,301
Grand Total, Private Merchan- dise and Treasure .. Value	7,38,39,491	7,23,67,032	6,66,87,327	7,75,69,207	6,80,83,313

GENERAL IMPORTS.

SEA-BORNE TRADE.

No. 7.

GENERAL IMPORTS IN THE YEARS 1924-25 TO 1928-29.

Total quantities and value of articles imported.

Articles, and countries of consignment.	Quantities					Value				
	1924-25.	1925-26.	1926-27.	1927-28.	1928-29.	1924-25.	1925-26.	1926-27.	1927-28.	1928-29.
						Rs.	Rs.	Rs.	Rs.	Rs.
ANIMALS, LIVING—										
Horses (a) (IV)—										
Other British Possessions .. No.	2	1	1	1	2	150	600	100	200	100
TOTAL, BRITISH EMPIRE .. No.	2	1	1	1	2	150	600	100	200	100
Arabian Gulf Ports .. No.	1	..	3	490	..	450
Other Foreign Countries .. No.
Djibouti .. No.
TOTAL, FOREIGN COUNTRIES .. No.	..	1	3	2	3	..	100	490	400	450
TOTAL, BRITISH EMPIRE AND FOREIGN COUNTRIES .. No.	2	2	4	3	5	150	700	590	600	550
Other kinds (d) (IV)—										
Somaliland .. No.	99,238	85,871	1,17,744	88,451	65,359	10,24,771	8,95,131	12,11,081	9,36,125	7,18,305
Other British Possessions .. No.	13	7	5	115	1	100	490	165	1,219	130
Perim .. No.	163	143	185	..	194	1,398	1,270	1,154	..	1,812
United Kingdom .. No.
TOTAL, BRITISH EMPIRE .. No.	99,414	86,021	1,17,884	88,566	65,557	10,26,269	8,96,891	12,12,400	9,37,344	7,20,247
Independent Somali Ports .. No.	2,097	2,812	4,252	1,959	1,057	20,638	36,728	53,580	19,679	11,091
Djibouti and Obokh .. No.	152	2,718	4,941	1,873	983	1,632	29,027	45,219	19,492	10,278
Djibouti .. No.
Djedda .. No.
Other Foreign Countries .. No.	559	133	816	97	832	2,065	808	1,601	971	2,062
Mokha .. No.	8,444	3,464	15,310	15,683	14,053	4,483	3,008	6,937	7,831	9,798
Galzan .. No.
Arabian Gulf Ports .. No.
Hodeldah .. No.
Lohia .. No.	204	1,356
TOTAL, FOREIGN COUNTRIES .. No.	11,252	9,177	25,523	20,144	18,955	28,763	69,571	1,08,699	49,010	33,224
TOTAL, BRITISH EMPIRE AND FOREIGN COUNTRIES .. No.	1,10,666	95,198	1,43,407	108,710	82,512	10,55,032	9,66,462	13,21,099	9,86,354	7,53,471
TOTAL OF ANIMALS LIVING .. No.	1,10,668	95,200	1,43,411	108,713	82,517	10,55,182	9,67,162	13,21,629	9,86,354	7,54,021
APPAREL (excluding HOSIERY AND BOOTS AND SHOES)—										
Apparel INCLUDING drapery, uniforms, accoutrements (III A)—										
Hong Kong .. Value	1,170	1,370
Tanganyika Territory .. Value	5,689	8,300
Egypt .. Value	27,423	19,743	19,315	33,725	26,207
United Kingdom .. Value	1,200	2,255	1,775	..
Somaliland .. Value	2,380	3,305	11,350	1,613
Straits Settlements .. Value	19,443	12,918	3,738
India—Bombay .. Value	30,750	12,294	19,443	12,918	13,637
India—Calcutta .. Value	5,275	..	1,462	..	1,885
Other British Possessions .. Value	440	550	1,419	2,599	1,885
Karachi .. Value	4,225	2,710	3,665	1,033
Kenya Colony .. Value	1,500	4,100	1,500
Mesopotamia .. Value	1,854	3,521
TOTAL, BRITISH EMPIRE .. Value	69,577	49,862	51,500	71,986	55,056
Trieste .. Value	2,197	..
Egypt .. Value	4,950	8,130
Asiatic Turkey Lavent Black Sea .. Value	1,000	..
Sweden .. Value	6,050
Galzan .. Value	3,086
Austria .. Value	1,520	..	1,190	..	3,590
France .. Value	2,049	1,500	10,165	14,330	17,751
Germany .. Value
Java .. Value	4,390	1,440
Italy .. Value	1,850	..	3,418	1,320	..
Japan .. Value
United States of America .. Value	1,010	1,575	..	1,975	..
Djibouti .. Value
Hodeldah .. Value
Muskat .. Value
Mossawah .. Value
Asiatic Turkey Persian Gulf .. Value
Other Foreign Countries .. Value	1,120	2,111	1,702	2,723	..
Mokha .. Value	2,318
Mozambique .. Value	2,500	..
Tripoli .. Value
TOTAL, FOREIGN COUNTRIES Value	16,184	9,576	16,475	31,500	33,229
TOTAL, BRITISH EMPIRE AND FOREIGN COUNTRIES .. Value	85,761	59,438	67,975	1,08,486	88,285
Gold and Silver thread (III A)—										
Egypt .. Value	1,084	5,000
United Kingdom .. Value
Other British Possessions .. Value	700	600	510
Bombay .. Value	2,235
TOTAL, BRITISH EMPIRE .. Value	700	1,684	7,745
Austria .. Value	4,700	2,800
Germany .. Value	6,533	2,637	2,623	..
Other Foreign Countries .. Value	725	..	309	..	300
Trieste .. Value	3,700	1,300
TOTAL, FOREIGN COUNTRIES .. Value	725	11,233	5,737	12,323	1,600
TOTAL, BRITISH EMPIRE AND FOREIGN COUNTRIES .. Value	1,425	12,967	13,482	12,323	1,600

N.B.—(a) Mesopotamia shown from 1927-28.
 (b) Egypt transferred to Foreign Countries from 1927-28.
 (c) Tanganyika Territory shown from 1927-28.

No. 7—contd.

Total quantities and value of articles imported—contd.

Articles, and countries of consignment.	Quantities.					Value.				
	1924-25.	1925-26.	1926-27.	1927-28.	1928-29.	1924-25.	1925-26.	1926-27.	1927-28.	1928-29.
						Rs.	Rs.	Rs.	Rs.	Rs.
APPAREL (excluding HOSIERY AND BOOTS AND SHOES)—contd.										
<i>Apparel including drapery, uniforms, accoutrements (III A)—contd.</i>										
<i>Lametta (III A)—</i>										
Egypt Lbs.	616	1,400	1,259	..	2,799	1,900	3,684	1,115	..	3,950
United Kingdom	590	2,050
India—Bombay	448	392	412	504	724	950	885	450	950	1,000
Other British Possessions
TOTAL, BRITISH EMPIRE .. Lbs.	1,624	1,792	1,671	504	3,523	4,900	4,569	1,565	950	4,950
Trieste Lbs.	616	168	1,450	1,400
Belgium	1,495	1,749	1,148	1,456	2,585	6,175	3,355	4,782	2,600	5,855
Germany	644	200	..
Other Foreign Countries
France	2,604	812	392	10,100	3,825	1,350
Austria	896	1,232	1,000	1,775
Egypt
TOTAL, FOREIGN COUNTRIES Lbs.	4,099	2,561	1,540	3,612	9	16,275	7,180	6,082	5,250	9,030
TOTAL, BRITISH EMPIRE AND FOREIGN COUNTRIES .. Lbs.	5,723	4,353	3,211	4,116	7,508	21,175	11,749	7,647	6,200	13,980
<i>Hats, caps, bonnets and hatlets' wares (III A)—</i>										
Egypt Value	3,170	2,350	3,280
Straits Settlements	1,300
United Kingdom	2,320	2,396	2,931	1,455	1,051
India—Bombay	5,643	3,758	3,372	6,015	11,859
India—Calcutta	1,179	8,326	1,642	3,167	1,225
Other British Possessions	840	12
TOTAL, BRITISH EMPIRE .. Value	14,112	11,830	11,205	10,977	13,647
Egypt Value	5,599	..
France	1,425	2,650	2,674
Italy	1,214
Austria	6,070	9,299	5,297
Other Foreign Countries	580	1,683	1,745	888	..
Mossawah	9,541	2,100
Trieste	6,489
TOTAL, FOREIGN COUNTRIES Value	6,650	10,982	8,467	18,678	12,477
TOTAL, BRITISH EMPIRE AND FOREIGN COUNTRIES .. Value	20,762	22,812	19,672	29,655	26,124
<i>Second-hand clothing (III A)—</i>										
United Kingdom Value	1,382	2,640	2,385	32,475	64,148
Other British Possessions	115	250
Bombay	2,775	14,292	12,075	12,125	11,300
Karachi	2,400	3,400	1,250	2,250	..
TOTAL, BRITISH EMPIRE	6,557	20,332	15,660	46,965	75,698
France Value	1,075
Other Foreign Countries	800	1,255	755	640	200
United States of America	14,533
TOTAL, FOREIGN COUNTRIES Value	800	1,255	755	640	16,968
TOTAL, BRITISH EMPIRE AND FOREIGN COUNTRIES .. Value	7,357	21,587	16,415	47,605	91,561
<i>Water-proofed clothing (III)—</i>										
Other British Possessions .. Value	5
TOTAL, BRITISH EMPIRE .. Value	5
TOTAL OF APPAREL	1,36,460	1,28,458	1,25,101	1,99,299	2,21,550
ARMS, AMMUNITION AND MILITARY STORES—										
<i>Cartridge cases, filled (a) (III B)—</i>										
Bombay Nos.	39,750	10,247	9,100	..	10,135	3,246	1,526	1,570
United Kingdom	2,900	500	3,258,000	6,235	200	601	150	1,26,508	887	1,094
Other British Possessions	1,060	85	..	48
TOTAL, BRITISH EMPIRE .. Nos.	42,650	10,747	3,268,100	5,235	10,335	3,847	1,676	1,28,161	887	1,142
Other Foreign Countries .. Nos.	9,500	5,110	1,031	790
Djibouti
TOTAL, FOREIGN COUNTRIES Nos.	9,500	5,110	1,031	790
TOTAL, BRITISH EMPIRE AND FOREIGN COUNTRIES .. Nos.	42,650	10,747	3,268,100	14,735	15,445	3,847	1,676	1,28,161	1,918	1,932
<i>Exp (b) (III B)—</i>										
Other British Possessions .. Nos.	..	7,000	150
TOTAL, BRITISH EMPIRE .. Nos.	..	7,000	150
Other Foreign Countries .. Nos.	..	35,850	12,600	650	420
TOTAL, FOREIGN COUNTRIES Nos.	..	35,850	12,600	650	420
TOTAL, BRITISH EMPIRE AND FOREIGN COUNTRIES .. Nos.	..	42,850	12,600	800	420

GENERAL IMPORTS.

SEA-BORNE TRADE.

No. 7—contd.
Total quantities and value of articles imported—contd.

Articles, and countries of consignment.	Quantities.					Value.				
	1924-25.	1925-26.	1926-27.	1927-28.	1928-29.	1924-25.	1925-26.	1926-27.	1927-28.	1928-29.
ARMS, AMMUNITION AND MILITARY STORES—contd.										
EXPLOSIVES—										
(b) <i>Blasting fus</i>										
United Kingdom .. Lbs.				336	3,272					
Other British Possessions .. & No. of coll.	228			1,700	468	255			260	1,900
TOTAL, BRITISH EMPIRE .. Lbs.	228			336	3,272	255			260	1,900
<i>Blasting gelatine</i>				1,700	468					
United Kingdom .. " "				1,000					1,240	
TOTAL, BRITISH EMPIRE .. lbs.				1,000					1,240	
<i>Dynamite (c) (III B)—</i>										
Other British Possessions .. Lbs.	191	196		750		150	532		675	
TOTAL, BRITISH EMPIRE .. Lbs.	191	196		750		150	532		675	
TOTAL, BRITISH EMPIRE AND FOREIGN COUNTRIES .. Lbs.	191			750		150			675	
<i>Other Nitro Compound Explosives (E) (III B)—</i>										
Other British Possessions .. Lbs.					1,120					950
TOTAL BRITISH EMPIRE .. " "					1,120					950
DETONATORS (d) (III B)—										
Other British Possessions .. No.	1			403		30			265	
TOTAL, BRITISH EMPIRE .. No.	1			403		30			265	
<i>Others—</i>										
United Kingdom .. Lbs.	2,380					1,035				
TOTAL, BRITISH EMPIRE .. Lbs.	2,380					1,035				
<i>Fire-arms.</i>										
Other British Possessions .. No.				6	12				1,317	1,130
TOTAL, BRITISH EMPIRE .. " "				6	12				1,317	1,130
Other Foreign Countries .. " "				3	8				465	430
TOTAL, FOREIGN COUNTRIES .. " "				3	8				465	430
TOTAL, BRITISH EMPIRE AND FOREIGN COUNTRIES .. No.				9	20				1,782	1,560
<i>Fire-arms and parts thereof (III B)—</i>										
Egypt .. Value										
United Kingdom .. " "						1,492	3,755	3,246		
Bombay .. " "								1,006		
Other British Possessions .. " "						410	628	80	856	
TOTAL, BRITISH EMPIRE .. Value						5,362	4,383	4,332	856	
A. Gulf Ports .. Value							6,025			
Other Foreign Countries .. Value							600		182	
TOTAL, FOREIGN COUNTRIES Value							6,625		132	
TOTAL, BRITISH EMPIRE AND FOREIGN COUNTRIES .. Value						5,362	11,008	4,332	988	
<i>Other sorts (III B)—</i>										
United Kingdom .. Value										
Other British Possessions .. " "						839	110	650	30	311
Bombay .. " "							1,088			
TOTAL, BRITISH EMPIRE .. Value						839	1,198	650	30	311
Arabian Gulf Ports .. Value										
Other Foreign Countries .. " "										
TOTAL, FOREIGN COUNTRIES Value										
TOTAL, BRITISH EMPIRE AND FOREIGN COUNTRIES. Value						839	1,198	650	30	311
TOTAL OF ARMS, AMMUNITIONS, ETC. .. Value						11,508	15,214	1,33,668	7,108	6,653
ASBESTOS—										
(a) <i>Manufactured (except for packing) (III V)—</i>										
United Kingdom .. Value							2,494			
Other British Possessions .. " "										
TOTAL, BRITISH EMPIRE .. Value							2,494			
ASBESTOS PACKING—										
United Kingdom .. Value						3,830			2,958	
Other British Possessions .. " "						120	843	786	50	885
TOTAL, BRITISH EMPIRE .. Value						3,950	843	786	3,008	885
Other Foreign Countries .. Value						10				
TOTAL, FOREIGN COUNTRIES .. " "						10				
TOTAL, BRITISH EMPIRE AND FOREIGN COUNTRIES .. Value						3,960	843	786	3,008	885
(b) <i>Other manufactures—</i>										
United Kingdom .. Value								5,007		2,559
Other British Possessions .. " "						105		136	853	20
TOTAL, BRITISH EMPIRE .. Value						105		5,143	853	2,579
Belgium .. " "										1,500
TOTAL, FOREIGN COUNTRIES Value										1,500
TOTAL, BRITISH EMPIRE AND FOREIGN COUNTRIES .. Value						105		5,143	853	4,079
ART. WORKS OF OTHER THAN PICTURES (III V)—										
United Kingdom .. Value										
Other British Possessions .. " "						435		55	293	150
Karachi .. " "						1,800				
TOTAL, BRITISH EMPIRE .. Value						2,235		55	293	150
Belgium .. " "										
Italy .. " "										
Other Foreign Countries .. " "								450		
TOTAL, FOREIGN COUNTRIES Value								450		
TOTAL, BRITISH EMPIRE AND FOREIGN COUNTRIES .. Value						2,235		505	293	150

No. 7—contd.

Total quantities and value of articles imported—contd.

Articles, and countries of consignment.	Quantities.					Value.				
	1924-25.	1925-26.	1926-27.	1927-28.	1928-29.	1924-25.	1925-26.	1926-27.	1927-28.	1928-29.
BASKET AND BASKET WARE (III-V)—						Rs.	Rs.	Rs.	Rs.	Rs.
Bombay—India .. Value	1,070	.. 450	.. 500	3,046	.. 1,719
Other British Possessions .. "	327	116	..
TOTAL, BRITISH EMPIRE .. Value	1,397	450	500	3,161	1,719
Hodeidah .. Value	2,989	7,877	8,851	4,740	2,666
Arabian Gulf Ports .. "
Mokha .. "	1,146	1,550	1,391	1,275	1,439
Other Foreign Countries .. "	4,204	1,251	..	1,876	547
Italy .. "
TOTAL, FOREIGN COUNTRIES Value	8,339	10,477	5,042	7,890	4,652
TOTAL, BRITISH EMPIRE AND FOREIGN COUNTRIES .. Value	9,736	10,927	5,542	11,050	6,371
BRIDLE FOR MACHINERY—										
<i>Of Leather (a) (III J)—</i>										
Egypt .. Value	2,822	..	1,945	..	2,927
United Kingdom .. "	1,700	..	1,165
Bombay .. "	300	1,576	40	1,427	300
Other British Possessions .. "
TOTAL, BRITISH EMPIRE .. Value	4,822	1,576	3,150	1,427	3,227
Italy .. Value
Other Foreign Countries .. "
TOTAL, FOREIGN COUNTRIES Value
TOTAL, BRITISH EMPIRE AND FOREIGN COUNTRIES .. Value	4,822	1,576	3,150	1,427	3,227
<i>Of Cotton (b) (III J)—</i>										
Bombay .. Value	335	570	250	500
Other British Possessions .. "	1,407	..
United Kingdom .. "
TOTAL, BRITISH EMPIRE .. Value	335	570	1,657	500
Other Foreign Countries .. Value
TOTAL, FOREIGN COUNTRIES .. Value
TOTAL, BRITISH EMPIRE AND FOREIGN COUNTRIES .. Value	335	570	1,657	500
<i>Of other materials (c) (III J)—</i>										
United Kingdom .. Value	2,241	..	1,742	1,364	.. 1,590
Bombay .. "	1,500	1,534	1,035	1,363	982
Other British Possessions .. "	700
TOTAL, BRITISH EMPIRE .. Value	3,741	2,234	2,777	2,727	2,572
Other Foreign Countries .. Value	300
Italy .. "
TOTAL, FOREIGN COUNTRIES Value	300
TOTAL, BRITISH EMPIRE AND FOREIGN COUNTRIES .. Value	4,041	2,234	2,777	2,727	2,572
BOOKS, PRINTED, AND PRINTED MATTER (not being STATIONERY), including MAPS AND CHARTS (III V) —										
Kenya Colony .. Cwt.	128	7,900	.. 1,700
Karachi .. "	6
Egypt .. "	117	200	177	9,495	14,325	12,885
United Kingdom .. "	39	55	87	84	83	4,619	4,919	11,780	7,824	5,227
India—Bombay .. "	76	63	87	99	65	6,622	8,505	9,412	9,534	6,302
India—Calcutta .. "	..	7	7	1,189	4,030
Straits Settlements .. "	..	17	1,380
Other British Possessions .. "	23	4	18	18	23	930	165	1,272	1,340	1,040
TOTAL, BRITISH EMPIRE .. Cwt.	255	346	376	329	167	21,716	30,483	39,379	27,493	14,269
Trieste .. Cwt.	14	18	1,298	2,165
Austria .. "	..	27	3,040
Italy .. "	14	12	14	1,815	1,305	1,755
Hodeidah .. "	28	1,000
Other Foreign Countries .. "	44	40	63	52	65	3,297	1,775	3,316	3,343	3,143
United States of America .. "	..	13	19	27	1,049	2,146	1,379	..
Egypt .. "	174	163	12,923	14,023
TOTAL, FOREIGN COUNTRIES Cwt.	58	92	96	287	274	5,112	7,169	7,217	18,953	20,336
TOTAL, BRITISH EMPIRE AND FOREIGN COUNTRIES .. Cwt.	313	438	472	596	441	26,828	37,652	46,596	46,451	34,605
BOOTS AND SHOES—										
<i>Of Leather (a) (III A)—</i>										
Egypt .. Pairs
Somaliiland .. "
United Kingdom .. "	1,431	1,606	804	782	987	12,954	10,485	4,509	5,004	5,852
India—Bombay .. "	3,464	5,524	5,441	5,026	5,889	5,388	6,385	4,785	6,838	13,370
India—Calcutta .. "	3,415	6,005	7,023	6,914	4,294	8,137	10,828	12,535	11,273	10,084
Other British Possessions .. "	34	80	573	205	182	230	125	1,008	800	400
Ceylon .. "	730	1,004
TOTAL, BRITISH EMPIRE .. Pairs	9,074	13,215	13,851	12,907	10,832	27,763	27,621	22,782	23,916	30,206
Italy .. Pairs
Spain .. "
Other Foreign Countries .. "	150	326	453	591	467	139	1,330	1,124	1,405	610
United States of America .. "
Mossawah .. "
France .. "
Austria .. "	149	1,920
Asiatic Turkey Le vant and Black Sea .. "	80	1,380	..
TOTAL, FOREIGN COUNTRIES Pairs	299	326	453	671	467	2,059	1,830	1,124	2,785	610
TOTAL, BRITISH EMPIRE AND FOREIGN COUNTRIES .. Pairs	9,373	13,541	14,309	13,578	11,299	29,822	29,451	23,906	26,701	30,816

No. 7—contd.

Total quantities and value of articles imported—contd.

Articles, and countries of consignment	Quantities					Value				
	1924-25.	1925-26.	1926-27.	1927-28.	1928-29.	1924-25.	1925-26.	1926-27.	1927-28.	1928-29.
BOOTS AND SHOES—contd.										
<i>Canvas with rubber soles (b) (III A)—</i>										
United Kingdom .. Pairs	700	Rs.	Rs.	Rs.	Rs.	Rs.
Bombay .. " "	320	2,855
Other British Possessions .. " "	100	1,000
TOTAL, BRITISH EMPIRE .. " "	1,120	3,855
U. States of America .. Doz.	648	2,338
Other Foreign Countries .. " "	468	1,040
TOTAL, FOREIGN COUNTRIES .. Doz.	1,114	3,378
TOTAL, BRITISH EMPIRE .. Doz.	2,234	7,233
<i>Of other materials (b) (III A)—</i>										
Calcutta .. " "	4,342	4,204	2,063	5,570	4,365	2,237
Egypt .. " "	835	1,555
United Kingdom .. " "	3,499	1,556	2,276	4,663	2,524	7,790	7,501	7,977	12,341	3,785
India—Bombay .. " "	1,366	1,206	1,218	1,679	90	3,450	1,807	1,845	4,293	2,650
Other British Possessions .. " "	525	1,206	160	574	217	920	1,807	435	1,016	410
Ceylon .. " "
TOTAL, BRITISH EMPIRE .. Pairs	10,232	7,086	6,552	6,916	3,646	17,780	13,673	14,099	17,650	6,845
Austria .. " "	740	2,290
France .. " "	..	358	1,200
Other Foreign Countries .. " "	1,088	2,904	452	1,553	296	1,803	1,313	1,034	3,051	807
United States of America .. " "	1,176	2,349	..
Italy .. " "	..	206	510	1,078	1,820
Egypt .. " "	862	1,460	..
TOTAL, FOREIGN COUNTRIES .. Pairs	1,088	3,468	1,702	3,591	296	1,803	3,691	5,144	6,860	807
TOTAL, BRITISH EMPIRE AND FOREIGN COUNTRIES .. Pairs	11,320	10,524	8,254	10,507	3,942	19,583	17,364	19,243	24,510	7,652
BRISTLES AND FIBRE FOR BRUSHES AND BROOMS—										
BRISTLES.										
Other Foreign Countries .. Cwt.
TOTAL, FOREIGN COUNTRIES Cwt.
TOTAL, BRITISH EMPIRE AND FOREIGN COUNTRIES .. Cwt.	..	3	88
BRISTLES.										
Other British Possessions .. Cwt.	..	3	88
TOTAL, BRITISH EMPIRE .. Cwt.	..	3	88
BRUSHES AND BROOMS—										
BRUSHES—										
<i>Paint and Varnish brushes (III-V)—</i>										
United Kingdom .. Doz.	54	157	1,055	1,226	..
Other British Possessions .. " "	67	38	15	..	164	866	352	150	..	1,040
TOTAL, BRITISH EMPIRE .. Doz.	67	38	69	157	164	866	352	1,205	1,226	1,040
Other Foreign Countries .. Doz.	180	10	..	51	117	800	275	..	210	380
TOTAL, FOREIGN COUNTRIES Doz.	180	10	..	51	117	800	275	..	210	380
TOTAL, BRITISH EMPIRE AND FOREIGN COUNTRIES .. Doz.	247	48	69	208	281	1,666	627	1,205	3	1,420
<i>Toilet brushes (III-V)—</i>										
Other British Possessions .. Doz.	12	20	61	..	10	150	383	531	..	72
United Kingdom .. " "	99	1,492	..
TOTAL, BRITISH EMPIRE .. Doz.	12	20	61	99	10	150	383	531	1,492	72
Other Foreign Countries .. Doz.	170	40	498	150	..
TOTAL, FOREIGN COUNTRIES Doz.	170	40	498	150	..
TOTAL, BRITISH EMPIRE AND FOREIGN COUNTRIES .. Doz.	12	20	231	139	10	150	383	1,029	1,642	72
<i>Other brushes (III-V)—</i>										
United Kingdom .. Doz.	269	223	157	172	203	3,441	3,590	1,963	2,393	3,117
Other British Possessions .. " "	43	34	55	..	61	457	122	180	..	158
TOTAL, BRITISH EMPIRE .. Doz.	317	262	212	172	264	3,898	3,712	2,143	2,393	3,275
Other Foreign Countries .. Doz.	114	3	152	150	70	555	13	970	992	523
TOTAL, FOREIGN COUNTRIES Doz.	114	3	152	150	70	555	13	970	992	523
TOTAL, BRITISH EMPIRE AND FOREIGN COUNTRIES .. Doz.	431	265	364	322	334	4,453	3,725	3,113	3,385	3,798
BROOMS (III-V)—										
Other British Possessions .. Doz.	167	11	59	18	47	998	38	395	208	590
Bombay .. " "	391	556	442	465	398	1,263	1,655	1,305	1,348	1,222
TOTAL, BRITISH EMPIRE .. Doz.	558	567	501	483	445	2,261	1,743	1,700	1,556	1,812
Other Foreign Countries .. Doz.	..	8	13	16	75	..	100	150	60	277
TOTAL, FOREIGN COUNTRIES .. Doz.	..	8	13	16	75	..	100	150	60	277
TOTAL, BRITISH EMPIRE AND FOREIGN COUNTRIES .. Doz.	558	575	514	499	520	2,261	1,843	1,850	1,616	2,089
TOTAL OF BRUSHES AND BROOMS Doz.	1,248	908	1,178	1,168	1,145	3,523	6,578	7,197	8,079	7,379
BUILDING AND ENGINEERING MATERIALS, other than OF IRON, STEEL OR WOOD—										
<i>Bricks, other than firebricks (c) (III-V)—</i>										
United Kingdom .. Nos.	700	185
Other British Possessions .. " "	3,208	480
Egypt .. " "	5,025	1,000
TOTAL, BRITISH EMPIRE .. Nos.	5,025	..	3,208	..	700	1,000	..	480	..	185
Other Foreign Countries .. " "	3,250	390
TOTAL FOREIGN COUNTRIES .. " "	3,250	390
TOTAL BR. EMPIRE AND FR. COUNTRIES. .. " "	3,950	575

GENERAL IMPORTS.

No. 7—contd.

Total quantities and value of articles imported—contd.

Articles and countries of consignment.	Quantities.					Value.				
	1924-25.	1925-26.	1926-27.	1927-28.	1928-29.	1924-25.	1925-26.	1926-27.	1927-28.	1928-29.
BUILDING AND ENGINEERING MATERIALS, other than OF IRON, STEEL OR WOOD—continued.						Rs.	Rs.	Rs.	Rs.	Rs.
Asphalt—										
Egypt Tons	49	6,148
TOTAL FOREIGN COUNTRIES	49	6,148
TOTAL BRITISH EMPIRE AND FOREIGN COUNTRIES.										
United Kingdom Tons	..	12	10	6	1	..	1,510	1,168	1,982	..
Egypt Tons	..	2	1,464
TOTAL, BRITISH EMPIRE .. Tons	..	14	10	6	1	..	2,974	1,168	1,982	..
Fire Bricks (b) (III-V)—										
United Kingdom Nos.	7,781	42,822	26,759	..	4,440	1,153	11,744	5,431	..	765
Other British Possessions	4,260	..	1,000	2,056	..	600	..	125
TOTAL, BRITISH EMPIRE .. Nos.	12,041	42,822	27,759	2,056	4,440	1,653	11,744	5,556	814	765
Italy Nos.	32,000	1,600
Other Foreign Countries	1,200	60
TOTAL, FOREIGN COUNTRIES Nos.	152	..	33,200	70	..	1,660
TOTAL, BRITISH EMPIRE AND FOREIGN COUNTRIES .. Nos.	12,193	42,822	60,959	2,056	4,440	1,723	11,744	7,216	814	765
Cement (c) (III-V)—										
United Kingdom Tons	542	600	320	578	964	29,450	34,882	19,270	35,444	52,808
Bombay Tons	45	110	2,310
Other British Possessions	1	65
TOTAL, BRITISH EMPIRE .. Tons	542	600	320	578	1,010	29,475	34,902	19,282	35,554	55,183
Germany Tons	229	232	43	18,094	13,875	2,041
Belgium Tons	182	8,088
Mossawah Tons
France Tons
Italy Tons	24	1,639
Other Foreign Countries	13	29	1	34	4	910	1,790	58	1,450	200
Austria Tons	98	5,233
TOTAL, FOREIGN COUNTRIES Tons	111	29	254	266	229	6,143	1,790	14,791	14,825	10,389
TOTAL, BRITISH EMPIRE AND FOREIGN COUNTRIES Tons	653	629	574	844	1,239	35,618	36,692	34,073	50,379	65,572
Portland (a) (III-V)—										
United Kingdom Tons	459	870	458	521	208	25,392	50,529	21,848	28,280	11,708
Karachi Tons
Egypt Tons
Bombay Tons
Other British Possessions	18	18	700	700	12
TOTAL, BRITISH EMPIRE .. Tons	459	870	476	539	208	25,392	50,529	22,548	28,980	11,720
Trieste Tons	36	1,000	1,000
Austria Tons	45	54	2,600	..
Belgium Tons	38	20	..	1,800	1,100	..
Other Foreign Countries	4	8	10	..	9	200	400	400	..	500
TOTAL, FOREIGN COUNTRIES .. Tons	42	8	65	74	45	2,000	400	2,300	3,700	2,100
TOTAL, BRITISH EMPIRE AND FOREIGN COUNTRIES .. Tons	501	878	531	613	253	27,392	50,929	24,848	32,680	13,820
Boiler covering (b) (III-V)—										
United Kingdom Tons
TOTAL, BRITISH EMPIRE .. Tons
Chalk and lime, excluding French chalk (d) (III-V)—										
Other British Possessions .. Cwt.	99	119	40	58	111	588	713	897	340	521
TOTAL, BRITISH EMPIRE .. Cwt.	99	119	40	58	111	588	713	897	340	521
Arabian Gulf Ports Cwt.	4,934	7,579	14,786	9,449	8,751	10,451	13,219	20,569	11,788	11,553
France Cwt.
Other Foreign Countries	69	603	4	18	222	92	871	5	85	252
TOTAL, FOREIGN COUNTRIES .. Cwt.	5,003	8,182	14,790	9,467	8,973	10,543	14,090	20,574	11,823	11,805
TOTAL, BRITISH EMPIRE AND FOREIGN COUNTRIES .. Cwt.	5,102	8,301	14,830	9,525	9,084	11,131	14,803	20,971	12,163	12,326
Clay (e) (III-V)—										
United Kingdom Cwt.	554	1,880
Other British Possessions	358	502	28	303	323	895	439	140	703	692
TOTAL, BRITISH EMPIRE .. Cwt.	358	502	582	303	323	895	439	2,020	703	692
Other Foreign Countries .. Cwt.	2	..	289	4	..	729
TOTAL, FOREIGN COUNTRIES .. Cwt.	2	..	289	4	..	729
TOTAL, BRITISH EMPIRE AND FOREIGN COUNTRIES .. Cwt.	358	502	584	303	612	895	439	2,024	703	1,421
Pipe of Earthenware (g) (III-V)—										
United Kingdom Cwt.
Bombay Cwt.
Other British Possessions
TOTAL, BRITISH EMPIRE .. Cwt.
Other Foreign Countries .. Cwt.
TOTAL, FOREIGN COUNTRIES .. Cwt.
TOTAL, BRITISH EMPIRE AND FOREIGN COUNTRIES .. Cwt.
Tiles (g) (III-V)—										
Other British Possessions .. Nos.	2,000	3,700	8,980	8,142	2,000	800	681	1,849	1,214	400
United Kingdom Nos.	9,800	12,375	..	11,400	11,500	2,216	2,065	..	1,600	1,629
Bombay Nos.
TOTAL, BRITISH EMPIRE .. Nos.	11,800	16,075	8,980	14,542	13,500	3,016	2,696	1,849	2,814	2,029

GENERAL IMPORTS.

SEA-BORNE TRADE.

No. 7—contd.

Total quantities and value of articles imported—contd.

Articles and countries of consignment.	Quantities.					Value.				
	1924-25.	1925-26.	1926-27.	1927-28.	1928-29.	1924-25.	1925-26.	1926-27.	1927-28.	1928-29.
Tees (g) (III-V)—contd.						Rs.	Rs.	Rs.	Rs.	Rs.
Austria Nos.	32,086	24,320	33,124	5,510	5,790	7,684
Belgium Nos.	33,600	..	32,300	64,636	24,000	9,230	..	8,100	14,308	2,550
Other Foreign Countries	6,202	8,270	13,260	1,896	612	1,310
Italy Nos.	25,918	10,200	10,250	2,301
France Nos.	..	29,495	29,500	..	6,100	3,032
Trieste Nos.	50,010	49,000	10,640	8,700
TOTAL, FOREIGN COUNTRIES Nos.	91,604	64,015	71,626	122,916	115,760	25,040	14,191	17,190	25,567	15,592
TOTAL, BRITISH EMPIRE AND FOREIGN COUNTRIES Nos.	1,02,904	80,090	80,606	137,458	129,260	28,056	16,887	19,029	28,371	17,621
Other sorts (h) (III-V)—										
United Kingdom Cwt.	1,043	1,146	1,244	1,642	486	19,422	7,419	9,166	21,528	7,672
Other British Possessions	51	16	1	15	50	1,040	604	70	292	78
Bombay—India
TOTAL, BRITISH EMPIRE Cwt.	1,094	1,162	1,245	1,657	536	19,462	8,023	9,236	21,820	7,750
Egypt Cwt.	580	3,208
Austria Cwt.	..	100	578	2,500	4,500
Belgium Cwt.	298	..	150	3,475	..	1,540
Other Foreign Countries	3	..	2	250	..	414	..	20	1,559	..
France Cwt.	322	6,100
Trieste Cwt.	470	3,200
TOTAL, FOREIGN COUNTRIES Cwt.	3	100	878	250	1,502	414	2,500	7,995	1,559	14,048
TOTAL, BRITISH EMPIRE AND FOREIGN COUNTRIES Cwt.	1,097	1,262	2,118	1,907	2,038	19,876	10,523	17,231	23,379	21,798
TOTAL VALUE OF BUILDING AND ENGINEERING MATERIALS other than OF IRON, STEEL OR WOOD Value	1,26,091	1,44,991	1,27,040	1,49,971	1,40,046
BUTTONS—										
Metal (III-V)—										
United Kingdom Value	770	..	1,385	1,975
Egypt Value	1,080
Other British Possessions	189	..	220	340	388
Bombay Value	1,460
TOTAL, BRITISH EMPIRE Value	2,709	770	220	1,725	2,313
Trieste Value	1,150	2,675	4,270	2,800
Austria Value	700	..	1,110	1,626
Other Foreign Countries	1,515	..	1,773	2,305	..
Germany Value
Japan Value
TOTAL, FOREIGN COUNTRIES Value	1,515	1,860	4,448	7,685	4,426
TOTAL, BRITISH EMPIRE AND FOREIGN COUNTRIES Value	4,224	2,630	4,668	9,410	6,739
Other sorts—										
Anglo Egyptian Sudan Value	1,600
Bombay Value	2,209	1,945	1,885
Other British Possessions	640	..	666	502	1,322
United Kingdom Value	1,440
TOTAL, BRITISH EMPIRE Value	2,849	3,385	2,550	502	2,922
Trieste Value	3,080	1,460
Japan Value	2,247	1,290	4,692	8,654	12,768
Italy Value	2,250	4,540	6,368	4,280	5,900
Other Foreign Countries	700	450	500	975
Austria Value	1,279	1,985	3,985
Germany Value	2,060	1,056	2,185	1,305	..
Holland Value
TOTAL, FOREIGN COUNTRIES Value	7,836	9,551	17,885	17,819	21,121
TOTAL, BRITISH EMPIRE AND FOREIGN COUNTRIES Value	10,685	12,936	19,935	18,321	23,943
TOTAL VALUE OF BUTTONS Value	14,099	15,556	24,603	27,731	30,682
Candles of all kinds (III-V)—										
Calcutta Lbs.	93,336	34,580
Ceylon Lbs.
United Kingdom Lbs.	..	91,078	113,568	248,416	101,696	..	20,870	30,020	65,553	29,674
Somaliand Lbs.
Straits Settlements Lbs.
India—Bombay Lbs.
Egypt Lbs.
Burmah—Other Ports Lbs.
Burmah—Rangoon Lbs.	..	42,000	16,000
Other British Possessions	1,672	616	..	2,240	262	1,060	227	..	850	70
TOTAL, BRITISH EMPIRE Lbs.	10,006	133,694	113,568	250,656	101,948	35,640	37,097	30,020	66,402	29,744
Austria Lbs.	19,712	6,200
France Lbs.	4,032	1,300
Italy Lbs.	58,072	49,168	30,912	8,400	..	19,250	17,000	8,400	2,800	..
Hodeidah Lbs.	224	23	..	35
Other Foreign Countries	1,120	728	70	441	390
Mossawah Lbs.	4,256	56,896	1,161
Belgium Lbs.	19,488	76,624	4,525	21,753	15,050
TOTAL, FOREIGN COUNTRIES Lbs.	83,160	49,896	50,470	87,024	61,152	27,052	17,890	12,948	24,553	16,385
TOTAL, BRITISH EMPIRE AND FOREIGN COUNTRIES Lbs.	183,168	183,590	164,038	337,680	1,63,100	62,692	54,987	42,968	90,955	46,129
Canes and Rallans (II-S)—										
Straits Settlements Cwt.	155	374	471	365	388	5,900	9,650	14,018	12,932	12,850
Bombay Cwt.	32	..	111	1,090	..	1,005
Other British Possessions	1	31	13	13	..	7	825	193	371	..
TOTAL, BRITISH EMPIRE Cwt.	156	405	516	368	499	5,907	10,475	15,301	13,303	13,855
Other Foreign Countries	9	45	20	17	14	160	900	830	610
Djibouti Cwt.
TOTAL, FOREIGN COUNTRIES Cwt.	..	9	45	20	17	14	160	900	830	610
TOTAL, BRITISH EMPIRE AND FOREIGN COUNTRIES Cwt.	156	414	561	388	516	5,921	10,635	16,201	14,133	14,465

GENERAL IMPORTS.

No. 7—contd.

Total quantities and value of articles imported—contd.

Articles and countries of consignment.	Quantities.					Value.				
	1924-25.	1925-26.	1926-27.	1927-28.	1928-29.	1924-25.	1925-26.	1926-27.	1927-28.	1928-29.
<i>Chalk, French (II-J)—</i>						Rs.	Rs.	Rs.	Rs.	Rs.
Other British Possessions .. Cwt.	38	12	23	37	9	517	331	215	364	196
TOTAL, BRITISH EMPIRE .. Cwt.	38	12	23	37	9	517	331	215	364	196
Other Foreign Countries .. Cwt.	..	2	3	..	3	..	28	60	..	50
TOTAL, FOREIGN COUNTRIES .. Cwt.	..	2	3	..	3	..	28	60	..	50
TOTAL, BRITISH EMPIRE AND FOREIGN COUNTRIES .. Cwt.	38	14	26	37	12	517	359	275	364	246
CHEMICALS AND CHEMICAL PREPARATIONS (excluding CHEMICAL MANURES AND MEDICINES)—										
<i>Acids—</i>										
<i>Nitric (iii) (III C)—</i>										
Other British Possessions .. Cwt.	1	..	7	35	..	405
TOTAL, BRITISH EMPIRE .. "	1	..	7	35	..	405
<i>Oxalic (III C)—</i>										
Other British Possessions .. Cwt.	..	1	60
TOTAL, BRITISH EMPIRE .. "	..	1	60
<i>Oleic—</i>										
Other British Possessions .. "	2	2	3	1	1	313	261	292	140	140
TOTAL BRITISH EMPIRE .. Cwt.	2	2	3	1	1	313	261	292	140	140
<i>Carbonic (III C)—</i>										
United Kingdom .. "	..	12	2	..	1	160
Other British Possessions .. "	..	20	1	25
TOTAL, BRITISH EMPIRE .. "	..	20	2	185
Other Foreign Countries .. Cwt.	18	800
TOTAL FOREIGN COUNTRIES .. "	18	800
TOTAL BR. EMPIRE AND FR. COUNTRIES .. "	19	915
<i>Tartaric (III C)—</i>										
United Kingdom .. "	..	7	..	14	12	..	1,602	..
Other British Possessions .. "	..	16	10	670	1,104	690	..	915
TOTAL, BRITISH EMPIRE .. "	..	23	20	14	12	670	1,104	690	1,602	915
Germany .. "	1	120	100
Other Foreign Countries .. "	..	1	..	1	1	..	90	100
TOTAL, FOREIGN COUNTRIES .. "	..	1	..	1	1	..	90	..	120	100
TOTAL, BRITISH EMPIRE AND FOREIGN COUNTRIES .. "	7	17	10	15	13	670	1,194	690	1,722	1,015
<i>Sulphuric (iii) (III C)—</i>										
United Kingdom .. Cwt.	174	186	277	245	257	6,026	5,409	5,577	6,066	4,860
Other British Possessions .. "	11	1	13	3	13	681	20	883	200	385
Bombay .. "
TOTAL, BRITISH EMPIRE .. "	185	187	290	248	270	6,707	5,429	6,460	6,266	5,245
Asiatic Turkey, Levant and Black Sea .. Cwt.	8	400	..
Other Foreign Countries .. "	12	250
TOTAL, FOREIGN COUNTRIES .. "	8	12	400	250
TOTAL, BRITISH EMPIRE AND FOREIGN COUNTRIES .. "	185	187	298	256	282	6,707	5,429	6,860	6,266	5,495
<i>Other Sorts (a iii) (III C)—</i>										
United Kingdom .. Cwt.
Bombay .. "
Other British Possessions .. "	10	5	11	1	15	383	334	1,017	105	621
TOTAL, BRITISH EMPIRE .. "	10	5	11	1	15	383	334	1,017	105	621
Djibouti .. "
Austria .. "
Other Foreign Countries .. "
TOTAL, FOREIGN COUNTRIES .. "
TOTAL, BRITISH EMPIRE AND FOREIGN COUNTRIES .. Cwt.	10	5	11	1	15	383	334	1,017	105	621
<i>Aluminous Sulphates including Alum (b) (III C)—</i>										
United Kingdom .. Cwt.
Other British Possessions .. "
Bombay .. "
TOTAL, BRITISH EMPIRE .. "
<i>Alum (III C)—</i>										
Bombay .. "	70	41	17	1,405	1,440	595
Other British Possessions .. "	44	..	115	..	272	435	..	1,010	..	2,841
United Kingdom .. "	182	1,705	..
TOTAL, BRITISH EMPIRE .. "	114	41	115	182	289	1,840	1,440	1,010	1,705	3,436
Other Foreign Countries .. "	70	120	122	..	80	570	1,040	1,070	..	320
TOTAL, FOREIGN COUNTRIES .. "	70	120	122	..	80	570	1,040	1,070	..	320
TOTAL, BRITISH EMPIRE AND FOREIGN COUNTRIES .. "	184	161	237	182	319	2,410	2,480	2,080	1,705	3,756
<i>Ammonia and Salts thereof (c) (III C)—</i>										
United Kingdom .. "	26	..	59	1,429	..	1,962
Other British Possessions .. "	14	985
Bombay .. "	49	1,690
TOTAL, BRITISH EMPIRE .. "	40	..	108	2,414	..	3,652
Germany .. "	29	1,400
United States of America .. "
Other Foreign Countries .. "	1	36
TOTAL, FOREIGN COUNTRIES .. "	29	..	1	1,400	..	36
TOTAL, BRITISH EMPIRE AND FOREIGN COUNTRIES .. "	69	..	109	3,814	..	3,688

No. 7—contd.
Total quantities and value of articles imported—contd.

Articles and countries of consignment.	Quantities.					Value.				
	1924-25.	1925-26.	1926-27.	1927-28.	1928-29.	1924-25.	1925-26.	1926-27.	1927-28.]	1928-29.
CHEMICALS AND CHEMICAL PREPARATIONS <i>excluding CHEMICAL MANURE AND MEDICINES—contd.</i>										
<i>Anhydrous (a) (III-C)—</i>						Rs.	Rs.	Rs.	Rs.	Rs.
Bombay
Other British Possessions	4	4	2	889	586	330
United Kingdom
TOTAL, BRITISH EMPIRE	4	4	2	889	586	330
<i>Aluminous Sulphates (III-C)—</i>										
Other British Possessions	8	280
TOTAL, BRITISH EMPIRE	8	280
<i>Others (b) (III-C)—</i>										
United Kingdom	31	31	..	2,002	2,637	..
Bombay	25	54	..	45	..	1,165	2,000	..	1,620	..
Other British Possessions	34	1,576
TOTAL, BRITISH EMPIRE	56	88	..	76	..	3,167	3,576	..	4,257	..
Germany
Other Foreign Countries	2	25	100	980
TOTAL, FOREIGN COUNTRIES	2	25	100	980
TOTAL, BRITISH EMPIRE AND FOREIGN COUNTRIES	58	113	..	76	..	3,267	4,556	..	4,257	..
<i>Arsenic and its oxides (d) (III-C)—</i>										
Other British Possessions	2	80
TOTAL, BRITISH EMPIRE	2	80
Other Foreign Countries
TOTAL, FOREIGN COUNTRIES
TOTAL, BRITISH EMPIRE AND FOREIGN COUNTRIES	2	80
<i>Bleaching materials (e) (III-C)—</i>										
Other British Possessions
Egypt
United Kingdom
TOTAL, BRITISH EMPIRE
Other Foreign Countries
TOTAL, FOREIGN COUNTRIES
TOTAL, BRITISH EMPIRE AND FOREIGN COUNTRIES
<i>Bleaching powder including chloride of lime (III-O)—</i>										
United Kingdom
Other British Possessions	4	5	255	250	..
TOTAL, BRITISH EMPIRE	4	5	255	250	..
Other Foreign Countries
TOTAL, FOREIGN COUNTRIES
TOTAL, BRITISH EMPIRE AND FOREIGN COUNTRIES	4	5	255	250	..
<i>Other sorts (b) (III-O)—</i>										
United Kingdom	65	22	5,141	1,415
Other British Possessions	1	58
TOTAL, BRITISH EMPIRE	65	22	1	5,141	1,415	58
France	24	30	1,450	1,250
Other Foreign Countries
Belgium	24	10	1,780	2,000
Germany	20	1,500
TOTAL, FOREIGN COUNTRIES	58	60	3,230	4,750
TOTAL, BRITISH EMPIRE AND FOREIGN COUNTRIES	123	82	1	8,371	6,166	58
<i>Carbide of calcium (f) (III-C)—contd.</i>										
United Kingdom
Other British Possessions	50	54	81	..	1	..	1,496	576	..	15
TOTAL, BRITISH EMPIRE	50	54	81	..	1	..	1,496	576	..	15
Norway	26	8	14	482	200	800
Other Foreign Countries
TOTAL, FOREIGN COUNTRIES	26	8	14	482	200	800
TOTAL, BRITISH EMPIRE AND FOREIGN COUNTRIES	50	54	107	8	14-1/2	800	1,496	1,058	200	815
<i>Copperas (g) (III-C)—</i>										
Other British Possessions
TOTAL, BRITISH EMPIRE
<i>Disinfectants (h) (III-O)—</i>										
Egypt
United Kingdom	80	101	116	104	171	1,940	1,857	1,642	1,802	3,893
Other British Possessions	7	14	5	20	10	209	464	485	499	169
TOTAL, BRITISH EMPIRE	87	115	121	124	181	2,149	1,821	2,127	2,301	4,063
United States of America	42	12	2,177	..
Other Foreign Countries	2	6	5	70	150	57	..	540
TOTAL, FOREIGN COUNTRIES	2	6	5	42	12	70	150	57	2,177	540
TOTAL, BRITISH EMPIRE AND FOREIGN COUNTRIES	89	121	126	166	193	2,219	1,971	2,184	4,478	4,603

GENERAL IMPORTS.

SEA-BORNE TRADE.

No. 7—contd.

Total quantities and value of articles imported—contd.

Articles and countries of consignment.	Quantities.					Value.				
	1924-25.	1925-26.	1926-27.	1927-28.	1928-29.	1924-25.	1925-26.	1926-27.	1927-28.	1928-29.
CHEMICALS AND CHEMICAL PREPARATIONS <i>excluding CHEMICAL MANURES AND MEDICINES—concluded.</i> <i>Bases including Boracic Acid (3.6) (III-C)</i>						Rs.	Rs.	Rs.	Rs.	Rs.
United Kingdom .. Ovt.	47	57	65	1,223	1,303	1,205
Other British Possessions .. "	2	1	51	39	3	72	20	1,085	857	50
TOTAL, BRITISH EMPIRE .. "	49	58	51	39	68	1,295	1,323	1,085	857	1,345
Other Foreign Countries .. "	10	200
TOTAL, FOREIGN COUNTRIES .. "	10	200
TOTAL, BRITISH EMPIRE AND FOREIGN COUNTRIES .. "	49	58	61	39	68	1,295	1,323	1,285	857	1,345
Caustic Soda (Sodium hydroxide) (44) <i>(III-C)</i>										
United Kingdom .. "
Other British Possessions .. "	14	11	26	10	12	267	244	388	182	142
TOTAL, BRITISH EMPIRE .. "	14	11	26	10	12	267	244	388	182	142
Other Foreign Countries .. "	1	4	25	120
TOTAL, FOREIGN COUNTRIES .. "	1	4	25	120
TOTAL, BRITISH EMPIRE AND FOREIGN COUNTRIES .. "	15	11	26	10	16	292	244	388	182	262
Soda Sulphide—										
Other British Possessions .. "	1	50	..
TOTAL, BRITISH EMPIRE .. "	1	50	..
Sodium, Carbonate (Soda ash hand soda crystals) (iv) (III-C)										
United Kingdom .. "	174	87	156	..	147	1,402	1,066	1,293	..	1,153
Bombay .. "
Other British Possessions .. "	40	29	26	78	38	741	455	270	829	475
TOTAL, BRITISH EMPIRE .. "	223	116	182	78	185	2,143	1,521	1,563	829	1,628
Other Foreign Countries .. "	28	183	82	2	..	203	618	430	180	..
TOTAL, FOREIGN COUNTRIES .. "	28	183	82	2	..	203	618	430	180	..
TOTAL, BRITISH EMPIRE AND FOREIGN COUNTRIES .. "	246	249	214	80	185	2,346	2,139	1,993	1,009	1,628
Bichromate of Soda (III-C)										
Other British Possessions .. "	7	..	40	..	28	400	..	400	..	120
TOTAL, BRITISH EMPIRE .. "	7	..	40	..	28	400	..	400	..	120
Other sorts (III-C)										
United Kingdom .. "
Other British Possessions .. "	23	62	5	..	7	369	705	52	..	151
TOTAL, BRITISH EMPIRE .. "	23	62	5	..	7	369	705	52	..	151
Hodeidah .. "	170	1,000
Other Foreign Countries .. "	37	44	..	1	..	887	180	..	20	..
TOTAL, FOREIGN COUNTRIES .. "	37	44	..	1	170	887	180	..	20	1,000
TOTAL, BRITISH EMPIRE AND FOREIGN COUNTRIES .. "	60	106	5	1	177	1,256	885	52	20	1,151
Sulphur (III-C) (irismstone)										
Other British Possessions .. "	4	20	2	362	270	75
TOTAL, BRITISH EMPIRE .. "	4	20	2	362	270	75
Other Foreign Countries .. "	2	50	..	8	13	100	270	..	250	370
Austria .. "
TOTAL, FOREIGN COUNTRIES .. "	2	50	..	8	13	100	270	..	250	370
TOTAL, BRITISH EMPIRE AND FOREIGN COUNTRIES .. "	2	50	4	28	15	100	270	362	520	445
Other sorts of Chemicals (i) (III-C)										
United Kingdom .. Value	5,095	5,718	4,824	7,667	4,562
India—Bombay .. "	5,550	6,353	3,827	3,546	2,060
India—Karachi .. "
Other British Possessions .. "	281	1,085	12
Zanzibar and Pemba .. "	5,000	3,800
TOTAL, BRITISH EMPIRE .. "	10,645	12,071	8,982	17,298	10,434
Holland .. "
Austria .. "
France .. "
Germany .. "	8,660	13,465	9,070
Egypt .. "	1,040	5,535
Mossawah .. "
United States of America .. "	1,646
Italy .. "
Belgium .. "
Arabian Gulf Ports .. "
Perth .. "
Djibouti .. "
Other Foreign Countries .. "	721	160	70	876	470
TOTAL, FOREIGN COUNTRIES .. "	721	2,100	8,730	14,340	16,721
TOTAL, BRITISH EMPIRE AND FOREIGN COUNTRIES .. "	11,366	14,171	17,662	31,638	27,155
TOTAL OF CHEMICALS .. "	2,09,211	1,94,099	1,66,011	1,97,920	2,44,906

No. 7—contd.

Total quantities and value of articles imported—contd.

Articles and countries of consignment.	Quantities.					Value.				
	1924-25.	1925-26.	1926-27.	1927-28.	1928-29.	1924-25.	1925-26.	1926-27.	1927-28.	1928-29.
CHINESE AND JAPANESE WARE (including LACQUERED WARE, BUT excluding BATH-WARE AND PORCELAIN)(III B)—						Rs.	Rs.	Rs.	Rs.	Rs.
United Kingdom	245	729	1,700	1,145	350
Other British Possessions
TOTAL, BRITISH EMPIRE	245	729	1,700	1,145	350
Austria	15	1,000	..	75	1,140
Other Foreign Countries	688	1,125
TOTAL, FOREIGN COUNTRIES	15	1,688	1,245	75	1,140
TOTAL, BRITISH EMPIRE AND FOREIGN COUNTRIES	260	2,412	2,945	1,220	1,490
CLOCKS AND WATCHES AND PARTS THERE-OF—										
Clocks and Nine-pieces (a) (III-D)—										
Bombay	46	167	159	81	105
Other British Possessions
TOTAL, BRITISH EMPIRE	46	167	159	81	105
United States of America	137	77	80	..	123
Other Foreign Countries	81	177	5	295	2
Germany	150
TOTAL, FOREIGN COUNTRIES	218	254	85	295	275
TOTAL, BRITISH EMPIRE AND FOREIGN COUNTRIES	264	421	244	326	380
Watches (b) (III-D)—										
United Kingdom
Other British Possessions	96	..	3	3
TOTAL, BRITISH EMPIRE	96	..	3	3
Germany	114
United States of America
Other Foreign Countries	72	6
France	1	120
TOTAL, FOREIGN COUNTRIES	115	72	6
TOTAL, BRITISH EMPIRE AND FOREIGN COUNTRIES	115	96	..	75	9
Parts of Clocks and Watches (c) (III-D)—										
Other British Possessions
TOTAL, BRITISH EMPIRE
Other Foreign Countries
TOTAL, FOREIGN COUNTRIES
TOTAL, BRITISH EMPIRE AND FOREIGN COUNTRIES
TOTAL VALUE OF CLOCKS AND WATCHES AND PARTS THERE-OF	4,762	3,465	2,180	4,218
COAL, COKE AND PATENT FUEL—										
Coal (II-A)—										
Natal	8,371	2,849	16,720	56,684	46,707
United Kingdom	75,273	57,791	18,171	48,121	62,768
India—Calcutta	3,702	..	38,179	..	92,550
Kenya Colony	25,015	47,242	77,589	4,967	..
Zanzibar
Bombay
Egypt	40	1,400
TOTAL, BRITISH EMPIRE	112,901	107,882	150,659	109,772	99,475
Mozambique	6,163	7,100	32,818	..	12,629
Muskat
United States of America
Arabian Gulf Ports
Portuguese East Africa
Other Foreign Countries
TOTAL, FOREIGN COUNTRIES	6,163	7,100	32,818	..	12,629
TOTAL, BRITISH EMPIRE AND FOREIGN COUNTRIES	119,064	114,982	183,477	109,772	112,104
Coke (II-A)										
British East Africa	28
Ceylon
United Kingdom	72	79
Other British Possessions	2	26	24	40	2
Natal	3
TOTAL, BRITISH EMPIRE	74	54	24	73	82
TOTAL OF COAL AND COKE	119,138	115,036	183,501	109,845	112,186
COFFE, OTHER THAN ROASTED OR GROUND (II)—										
A. Egyptian Sudan	98
Zanzibar and Pemba	76	..	1,96
Madras—Other Port	1,500
Somaliand	1,080	1,043	1,974	2,518	2,135
Straits Settlements	68	287	1,081	730	383
Perin	50	1,350
India—Bombay	83	25	..
Malabar Coast	3,700
Other British Possessions	35
Ceylon	850
Kenya Colony	6,488	2,893	6,668	17,902	20,423
Egypt	66	..	6
TOTAL, BRITISH EMPIRE	7,847	3,839	9,835	21,598	23,138
TOTAL VALUE OF COFFE, OTHER THAN ROASTED OR GROUND	3,72,110	1,78,430	4,74,752	9,39,487
TOTAL VALUE OF GENERAL IMPORTS	10,91,868

No. 7—contd.

Total quantities and value of articles imported—contd.

Articles and countries of consignment.	Quantities.					Value.				
	1924-25.	1925-26.	1926-27.	1927-28.	1928-29.	1924-25.	1925-26.	1926-27.	1927-28.	1928-29.
COFFE, OTHER THAN ROASTED OR GROUND (II)—contd.						Rs.	Rs.	Rs.	Rs.	Rs.
Mossawah Cwt.	311	268	227	..	90	6,430	11,912	6,940	..	6,600
Dunkali Coast	34	38	..	42	20	3,200	1,500	..	1,860	1,000
Galsan	464	..	77	372	82	19,625	..	3,350	16,710	4,160
Lohia	810	480	175	75	..	48,224	21,010	8,476	3,000
Hodeidah	31,401	35,172	28,482	21,133	14,093	17,44,875	16,81,880	12,46,938	11,17,135	7,37,263
Mokha	36,809	21,132	17,397	20,131	18,018	16,38,494	9,41,696	7,96,880	9,85,881	8,67,798
Arabian Gulf Ports	514	123	696	392	82	21,920	3,910	38,000	14,915	2,490
Egypt	265	16,000	58,885
Kamaran and Farsan	222	..	577	1,357	..	8,860	..	21,160	1,050
Konfidah	21
Japan
France	1,139	..	24	40	..	73,250	..	10,000	2,000	..
Djibouti and Obokh	83,562	50,486	58,664	47,884	34,578	43,56,284	18,70,083	25,00,202	22,66,205	17,73,582
Other Foreign Countries	2	..	5	10	1,738	70	..	140	890	42,000
Java	1,289	47,760	..
TOTAL, FOREIGN COUNTRIES Cwt.	154,236	108,245	103,952	92,290	69,907	78,72,018	47,68,265	46,10,360	44,97,982	34,92,978
TOTAL, BRITISH EMPIRE AND FOREIGN COUNTRIES .. Cwt.	162,083	112,084	113,787	113,888	92,745	82,44,128	49,46,695	50,85,142	54,87,469	45,84,846
COIR UNMANUFACTURED (II-S)—										
Bombay Ton.	4	..	742	285	710	1,220	450
Other British Possessions	2	1	3	..	2	1,500
Egypt	2
TOTAL, BRITISH EMPIRE .. Ton.	4	1	3	4	2	2,242	285	710	1,220	450
Japan Ton.
Other Foreign Countries	—3	1	—1	60	172	10	5
TOTAL, FOREIGN COUNTRIES Ton.	..	—3	1	—1	60	172	10	5
TOTAL, BRITISH EMPIRE AND FOREIGN COUNTRIES .. Ton.	4	1—3	4	4—1	2—1	2,242	345	882	1,230	455
COIR MANUFACTURED (excluding ROPE) (III-V)—										
India—Bombay Ton.	5	4	11	1,894	1,381	4,115
Other British Possessions	1	1	1	3	1	707	710	487	1,227	940
Ceylon
Malabar Coast	19	7,506
TOTAL, BRITISH EMPIRE .. Ton.	25	1	1	7	12	10,107	710	487	2,608	5,055
Mossawah Ton.
Other Foreign Countries	1	3	—1	1	..	600	783	15	125	50
TOTAL, FOREIGN COUNTRIES Ton.	1	3	—1	1	..	600	783	15	125	50
TOTAL, BRITISH EMPIRE AND FOREIGN COUNTRIES .. Ton.	26	4	1½	8	12—2	10,707	1,443	502	2,733	5,105
CORAL (II-S)—										
Other British Possessions Lb.	336	..	640	500	2,336
United Kingdom
TOTAL, BRITISH EMPIRE .. Lb.	336	..	640	500	2,336
Trieste Lb.	13	1,568	1,035	1,667
Other Foreign Countries	112	224	220	1,488	737
Germany	10
TOTAL, FOREIGN COUNTRIES Lb.	112	23	1,792	220	2,473	2,404
TOTAL, BRITISH EMPIRE AND FOREIGN COUNTRIES .. Lb.	112	..	336	23	2,432	220	..	500	2,473	4,740
CORDAGE AND ROPE OF VEGETABLE FIBRE (excluding JUTE AND COTTON) (III-V)—										
Egypt Cwt.
United Kingdom	251	276	622	346	669	12,199	14,373	19,685	14,886	27,947
Ceylon	286	224	166	215	152	6,320	4,642	3,416	4,994	3,475
Somaliand	345	334	65	198	768	5,292	4,233	1,096	5,688	12,791
Zanzibar and Pemba
Austria
India—Bombay	271	652	348	279	813	4,471	14,398	3,275	4,498	15,206
—Calcutta	897	625	609	639	429	27,768	22,785	24,879	27,123	17,543
—Calicut	240	384	636	80	..	1,120	7,580	12,840	1,600
—Malabar Coast	698	154	13,640	3,085
—Madras
Other British Possessions	75	14	1	7	15	657	485	187	184	790
Perim
Hong Kong	35	2,200	..
TOTAL, BRITISH EMPIRE ..	2,823	2,419	2,095	2,355	2,924	70,157	65,066	60,060	72,408	79,352
Hodeidah Cwt.	38	1,194	..
Mossawah	358	6,814
Arabian Gulf Ports	130	65	2,490	1,970
Italy	176	112	3,776	4,308	1,869	2,025	1,328
Djibouti	348	420	182	15	60	625	1,800	925	373	1,277
Other Foreign Countries	27	56	32
TOTAL, FOREIGN COUNTRIES Cwt.	500	476	214	224	585	6,881	6,108	2,788	3,592	11,389
TOTAL, BRITISH EMPIRE AND FOREIGN COUNTRIES .. Cwt.	3,323	2,895	2,309	2,579	3,509	77,038	71,174	62,848	76,000	90,741
ORK MANUFACTURED (III-V)—										
Other British Possessions Cwt.	9	30	3	5	37	976	850	285	175	515
United Kingdom	11	34	100	48	..	1,448	4,328	7,728	2,355
TOTAL, BRITISH EMPIRE .. Cwt.	9	41	37	105	85	976	2,298	4,613	7,903	2,870
Other Foreign Countries Cwt.	21	..	1	3	11	579	..	18	252	286
Belgium	22	1,740
TOTAL, FOREIGN COUNTRIES Cwt.	21	..	1	3	48	579	..	18	252	1,976
TOTAL, BRITISH EMPIRE AND FOREIGN COUNTRIES .. Cwt.	30	41	38	108	128	1,555	2,298	4,631	8,155	4,846

No. 7—contd.

Total quantities and value of articles imported—contd.

Articles and countries of consignment.	Quantities.					Value.				
	1924-25.	1925-26.	1926-27.	1927-28.	1928-29.	1924-25.	1925-26.	1926-27.	1927-28.	1928-29.
						Rs.	Rs.	Rs.	Rs.	Rs.
OUTLETT—										
<i>Pruning Knives (III-D)—</i>										
United Kingdom .. Value
Bombay
Other British Possessions
TOTAL, BRITISH EMPIRE .. Value
Other Foreign Countries .. Value
TOTAL, FOREIGN COUNTRIES Value
TOTAL, BRITISH EMPIRE AND FOREIGN COUNTRIES .. Value
OUTLETT (III-D)—										
United Kingdom Value	11,087	13,855	7,082	17,978	4,975
Egypt	3,175	2,070
India—Bombay	12,025	5,290	1,628	1,191	..
Other British Possessions	20	..	614	780	546
Calcutta	1,110
TOTAL, BRITISH EMPIRE .. Value	27,417	21,215	9,324	19,947	5,621
Austria Value	6,987	1,212	1,785
Germany	25,312	21,953	8,692	15,090	14,637
Egypt	1,210	..
Sweden
United States of America	525
Other Foreign Countries	990	2,600	1,000	773
France
TOTAL, FOREIGN COUNTRIES Value	32,299	24,155	18,802	17,860	15,410
TOTAL, BRITISH EMPIRE AND FOREIGN COUNTRIES .. Value	59,716	45,370	28,126	37,807	20,931
DRUGS AND MEDICINES (excluding CHEMICALS AND NARCOTICS)—										
<i>Aloes (a) (III-O)—</i>										
Other British Possessions .. Cwt.	..	1	2	5	3	..	80	50	110	200
Socotra Islands	188	2,296
TOTAL, BRITISH EMPIRE .. Cwt.	..	1	2	5	191	..	80	50	110	2,496
Arabian Gulf Ports Cwt.	42	85	106	177	378	1,819	1,550	3,277	4,638	10,474
Djibouti
Other Foreign Countries	24	6	5	664	123	203
TOTAL, FOREIGN COUNTRIES Cwt.	66	85	106	183	383	2,483	1,550	3,277	4,766	10,677
TOTAL, BRITISH EMPIRE AND FOREIGN COUNTRIES .. Cwt.	66	86	108	188	574	2,483	1,580	3,327	4,866	13,173
<i>Assafetida (b) (III-O)—</i>										
Mesopotamia Cwt.	14	1,000	..
Egypt	138
India—Bombay	73	68	124	112	..	3,972	3,015	3,610	4,163	6,730
Other British Possessions
TOTAL, BRITISH EMPIRE .. Cwt.	73	68	124	126	138	3,972	3,015	3,610	5,163	6,730
Asiatic Turkey—Persian Gulf .. Cwt.	167	..	55	..	33	3,320	..	1,600
Persia	2	1,200
Other Foreign Countries	35	460	55
Arabian Gulf Ports
TOTAL, FOREIGN COUNTRIES Cwt.	202	..	55	..	32	3,780	1,255
TOTAL, BRITISH EMPIRE AND FOREIGN COUNTRIES .. Cwt.	275	68	179	126	170	7,752	3,015	5,210	5,163	7,985
<i>Camphor (c) (III-O)—</i>										
Bombay Lbs.	539	..	238	1,145
Other British Possessions	208	..	180	558	..	530	460	535	896
TOTAL, BRITISH EMPIRE .. Lbs.	539	208	238	180	558	1,145	530	460	535	896
Other Foreign Countries Lbs.	232	50	..	168	84	500	100	..	350	150
TOTAL, FOREIGN COUNTRIES Lbs.	232	50	..	168	84	500	100	..	350	150
TOTAL, BRITISH EMPIRE AND FOREIGN COUNTRIES .. Lbs.	771	258	238	348	642	1,645	630	460	885	1,046

GENERAL IMPORTS.

SEA-BORNE TRADE.

No. 7—contd.

Total quantities and value of articles imported—contd.

Articles, and countries of consignment.	Quantities.					Value.				
	1924-25.	1925-26.	1926-27.	1927-28.	1928-29.	1924-25.	1925-26.	1926-27.	1927-28.	1928-29.
						Rs.	Rs.	Rs.	Rs.	Rs.
DRUGS AND MEDICINES (excluding CHEMICALS AND NARCOTICS)—contd.										
<i>Proprietary and patent medicines (f) (III-O)</i>										
Karya Colony Value	1,900	..
United Kingdom Value	38,804	30,659	24,713	21,702	35,263
India—Bombay Value	1,085	1,638	..
Other British Possessions Value	320	425	240	..	593
TOTAL, BRITISH EMPIRE .. Value	39,124	31,084	26,838	24,640	36,856
Austria Value
Other Foreign Countries Value	956	395	775	910	882
United States of America Value	1,275	1,870
TOTAL, FOREIGN COUNTRIES Value	956	1,670	2,645	910	882
TOTAL, BRITISH EMPIRE AND FOREIGN COUNTRIES .. Value	40,080	32,754	29,238	25,550	36,738
<i>Cassia lignea (III-O)</i>										
Other British Possessions .. Value	..	3	150
Bombay Value	57	1,490
TOTAL, BRITISH EMPIRE .. Cwt.	57	3	1,490	150
Other Foreign Countries .. Value
TOTAL, FOREIGN COUNTRIES Value
TOTAL, BRITISH EMPIRE AND FOREIGN COUNTRIES .. Value	57	3	1,490	150
<i>Sarsaparilla and preparation thereof</i>										
Other British Possessions .. Value	55
TOTAL, BRITISH EMPIRE .. Value	55
<i>Storax, including liquid storax (rose melleae)</i>										
Other Foreign Countries .. Lbs.	168	230
TOTAL, FOREIGN COUNTRIES .. Lbs.	168	230
TOTAL, BRITISH EMPIRE AND FOREIGN COUNTRIES .. Lbs.	168	230
<i>God Liver Oil</i>										
Other British Possessions .. Lbs.	56	45
TOTAL, BRITISH EMPIRE .. Lbs.	56	45
<i>Quinine Salts</i>										
Quinine Sulphate and Bisulphate—Other British Possessions .. Lbs.	2	6	57	225	..
TOTAL, BRITISH EMPIRE .. Lbs.	2	6	57	225	..
<i>Quinine and alkaloids thereof (including Cinchona and Peruvianbark)(g)(III-C)</i>										
Quinine Salts—Other Sorts—Other British Possessions .. Lbs.	20	80	100	1,340
United Kingdom Value
TOTAL, BRITISH EMPIRE .. Lbs.	20	80	100	1,340
TOTAL, BRITISH EMPIRE AND FOREIGN COUNTRIES .. Lbs.	20	80	100	1,340
<i>Saccharin</i>										
Other British Possessions .. Value	112	473	..
TOTAL, BRITISH EMPIRE .. Value	112	473	..
Other Foreign Countries .. Value	28	100	..
TOTAL, FOREIGN COUNTRIES .. Value	28	100	..
TOTAL BRITISH EMPIRE AND FOREIGN COUNTRIES .. Value	140	573	..
<i>Other sorts of drugs and Medicines (f) (III-O)</i>										
Egypt Value	8,780	8,300	2,048
United Kingdom Value	14,602	22,469	85,430	26,845	23,340
Straits Settlements Value	61,001	63,665	28,332	31,810	17,440
Ceylon Value	34,142	..
India—Bombay Value	36,817	22,852	37,958	..	37,111
India—Calcutta Value	3,150	1,970	4,662	..
British Somaliland Value	1,010	1,612	1,085
Other British Possessions Value	440	677	244	473	791
Hongkong Value	2,090	8,670	1,865
TOTAL, BRITISH EMPIRE .. Value	1,24,745	1,21,595	1,05,982	97,932	81,652

GENERAL IMPORTS.

No. 7—contd.

Total quantities and value of articles imported—contd.

Articles, and countries of consignment.	Quantities.					Value.				
	1924-25.	1925-26.	1926-27.	1927-28.	1928-29.	1924-25.	1925-26.	1926-27.	1927-28.	1928-29.
						Rs.	Rs.	Rs.	Rs.	Rs.
DRUGS AND MEDICINES (excluding CHEMICALS AND NARCOTICS)—contd.										
<i>Other sorts of drugs and Medicines (i)</i>										
<i>(III-D)—contd.</i>										
United States of America .. Value	1,371	1,915	6,20
Egypt	10,850	2,58
Java	10,465	5,604	..	1,184	1,50
Mokha	1,348	..	4,120	..
Arabian Gulf Ports
Persia	2,70
Turkey in Asia	4,210
Italian East Africa	1,832
Maskat	1,505
Mossawah	1,569	1,487	1,474	3,277	1,73
Other Foreign Countries
Jeddah
Kamaran, etc.	1,625	4,964	2,183	1,571
Djibouti	1,668	1,642	6,650	1,082	1,371
France	1,750	2,600	1,841	..	1,921
Hodeidah	1,817
Germany
TOTAL, FOREIGN COUNTRIES Value	16,867	14,304	23,459	24,081	19,601
TOTAL, BRITISH EMPIRE AND FOREIGN COUNTRIES .. Value	1,41,802	1,35,899	1,29,441	1,22,018	1,01,257
TOTAL VALUE OF DRUGS AND MEDICINES .. Value	1,95,152	1,75,368	1,67,833	1,59,275	1,60,474
DYEING AND TANNING SUBSTANCES (III-E)										
<i>Cochineal—</i>										
Other British Possessions .. Cwt.	13½	15	..
TOTAL, BRITISH EMPIRE .. Cwt.	13½	15	..
<i>Cutch and Gambier—</i>										
Other British Possessions .. Cwt.	..	2	..	4	3	..	60	..	250	100
TOTAL, BRITISH EMPIRE .. Cwt.	..	2	..	4	3	..	60	..	250	100
<i>Aniline (e-4) (III-E)—</i>										
Bombay	20,972	7,168	3,024	8,288	..	40,965	5,850	2,650	5,860	..
Egypt	4,930
United Kingdom	2,408	..	5,000	1,568	4,256	2,800	..	9,000	2,082	..
Other British Possessions	2,324	385	560	500	540	700
TOTAL, BRITISH EMPIRE .. Lbs.	25,702	7,553	8,584	9,856	4,256	44,265	6,190	12,350	7,942	4,930
Austria	8,920	8,930	4,900	14,980
Germany	16,738	32,977	8,920	18,745	78,365	7,000	..	4,400
France	6,272
Belgium	21,804	14,560	43,232	21,616	22,288	37,600	35,860	52,845	19,475	31,805
Holland	10,472	16,472
Other Foreign Countries	112	672	336	150	1,400	348	..
Italy	2,355	5,820	1,670	5,095
TOTAL, FOREIGN COUNTRIES Lbs.	52,934	56,629	47,884	24,304	33,880	77,617	1,24,145	61,245	21,493	41,300
TOTAL, BRITISH EMPIRE AND FOREIGN COUNTRIES .. Lbs.	78,636	64,182	56,418	34,160	38,136	1,21,882	1,30,335	78,595	29,435	46,230
<i>Others (iii) (III-E)—</i>										
United States of America .. Lbs.
Germany
Other Foreign Countries
TOTAL, FOREIGN COUNTRIES Lbs.
TOTAL, BRITISH EMPIRE AND FOREIGN COUNTRIES .. Lbs.
<i>Indigo (d) (III-E)—</i>										
Karachi	8	10	3,500	1,000
United Kingdom	75	160	284	70	..	19,350	20,500	36,416	10,900
Egypt	237	148	72,775	31,715
Straits Settlements
India—Bombay	161	218	20	..	7	43,195	35,185	1,000	..	480
Other British Possessions	4	5	..	3	..	800	500	..	450	..
TOTAL, BRITISH EMPIRE .. Cwt.	410	451	170	237	77	1,18,770	87,750	21,500	36,866	11,380
Gaizan
France	50	52	46	10,430	4,250	2,700
Germany	88	89	136	110	10	26,200	17,852	23,200	12,566	1,600
Austria	284	277	274	94,800	68,080	48,750
Belgium	170	241	1,322	1,505	634	37,900	52,850	2,11,380	2,18,255	84,710
Hodeidah
Egypt
Mokha	1,000
Arabian Gulf Ports	7
Holland	107	107	88,800	24,668	6,950
Other Foreign Countries	1	..	64	8	4	110	..	898	280	260
Italy	40	27	11,408	4,000	2,450
United States of America	65	90	3,520	5,000
TOTAL, FOREIGN COUNTRIES Cwt.	700	773	1,859	1,723	811	2,06,240	1,68,700	3,02,581	2,33,620	96,620
TOTAL, BRITISH EMPIRE AND FOREIGN COUNTRIES .. Cwt.	1,110	1,224	2,029	1,960	888	3,25,010	2,56,450	3,24,281	2,70,486	1,08,000
<i>Myrobalam extracts—</i>										
Other British Possessions .. Cwt.	6	7	5	150	100	140
TOTAL, BRITISH EMPIRE .. Cwt.	6	7	5	150	100	140
<i>Saffron (e) (III-E)—</i>										
India—Bombay	433	1,050
Other British Possessions	1	4	..	112	..	120	190	..	200	..
TOTAL, BRITISH EMPIRE .. Lbs.	1	4	..	112	433	120	190	..	200	1,050
Spain
Djibouti
Other Foreign Countries	1	..	94	2	..	50	..	300	87
TOTAL, FOREIGN COUNTRIES Lbs.	..	1	..	94	2	..	50	..	300	87
TOTAL, BRITISH EMPIRE AND FOREIGN COUNTRIES .. Lbs.	1	5	..	206	435	120	240	..	500	1,137

GENERAL IMPORTS.

SEA-BORNE TRADE.

No. 7—contd.
Total quantities and value of articles imported—contd.

Articles, and countries of consignment.	Quantities.					Value.				
	1924-25.	1925-26.	1926-27.	1927-28.	1928-29.	1924-25.	1925-26.	1926-27.	1927-28.	1928-29.
DYEING AND TANNING SUBSTANCES—contd.						Rs.	Rs.	Rs.	Rs.	Rs.
<i>Other sorts (INCLUDING lac dye) (f) (III-E)</i>										
Hongkong Cwt.	149	2,970
United Kingdom	23	10	4,416	1,775
Karachi	6	48	2,800	1,030
Malabar Coast
India—Bombay	4,718	5,640	6,036	4,921	4,896	1,86,475	1,33,502	1,02,909	88,735	99,535
Calcutta	30	1,200
Egypt	4	55	1,600	12,450
Other British Possessions	15	22	14	20	..	689	1,185	1,084	512
British Somaliland	6	120	15	..	6	1,000	14,230	1,810	..	1,554
Madras	38	107	1,500	2,150
TOTAL BRITISH EMPIRE Cwt.	4,944	5,937	6,103	4,935	4,980	2,00,761	1,63,001	1,07,104	84,819	1,04,456
Independent Somali Ports .. Cwt.	216	1,768	..
Italy	15	2,150
China
Mossawah
Holland	16	32	57	3,500	3,633	8,000
Arabian Gulf Ports
Austria
France	9	1,780	1,219	..
Italian East Africa	5	1,280
D'Jibouti and Obokh	432	357	337	062	344	61,810	51,300	44,210	58,594	40,550
Hodeidah	207	469	..	4,606	2,926	..
Other Foreign Countries	19	111	76	43	80	909	1,630	1,250	2,161	2,340
Belgium	32	49	358	605	1,811	5,500	10,720	40,850	94,150	1,79,245
Galzan
Germany	38	16	7,600	1,616
Mokha	103	14	37	1,670	11,052	1,062
United States of America	10	..	17	1,000	..	2,000
TOTAL, FOREIGN COUNTRIES Cwt.	824	606	843	1,496	1,809	80,045	77,265	97,768	1,58,808	2,32,135
TOTAL, BRITISH EMPIRE AND FOREIGN COUNTRIES .. Cwt.	5,768	6,543	6,946	6,431	6,789	2,80,806	2,40,266	2,04,872	2,43,627	3,36,591
TOTAL, VALUE OF DYEING AND TANNING SUBSTANCES .. Value	7,27,968	6,27,451	6,02,638	5,44,313	4,92,058
EARTHENWARE AND PORCELAIN (excluding PIPES OF EARTHENWARE) (III-H)										
Hongkong Value	2,099	2,010
Egypt	3,051	4,477	1,860
United Kingdom	15,687	10,032	5,916	12,647	16,386
Straits Settlements	1,080	1,250
India—Bombay	17,878	22,880	16,609	22,951	7,955
Other British Possessions	181	2,296	2,061	267	706
TOTAL, BRITISH EMPIRE .. Value	38,836	39,685	26,446	36,945	28,307
Italy Value	2,550	2,750	2,350	..	2,931
Egypt	3,650	..
D'Jibouti
Mokha
Belgium	15,006	3,908	14,740	23,375	13,342
Holland	3,930
Austria	6,050	..	5,505
China
Japan	49,129	9,215	18,409	18,498	11,406
Arabian Gulf Ports
Other Foreign Countries	1,946	1,987	1,092	4,379	2,468
Germany	11,261	10,343	5,178	5,459	6,559
Trieste	3,685	1,745
TOTAL, FOREIGN COUNTRIES .. Value	85,942	28,698	43,189	47,331	42,481
TOTAL, BRITISH EMPIRE AND FOREIGN COUNTRIES .. Value	1,24,838	68,383	69,635	84,276	70,788
(a) Pipes of earthenware—										
United Kingdom Cwt.	316	390	..	480	609	1,155	3,065	..	3,812	4,342
Other British Possessions	196	..	298	..	1,870	1,075	1,710	1,660
Bombay	175	..	530
TOTAL, BRITISH EMPIRE .. Cwt.	316	565	196	1,010	907	1,155	4,935	1,075	5,522	6,002
(b) Sanitary ware—										
United Kingdom Value
Other British Possessions	42	700	575
TOTAL, BRITISH EMPIRE .. Value	42	700	575
PORCELAIN—										
<i>Other kind (b) (III-H)</i>										
United Kingdom Value	1,418	..	2,330
Anglo Egyptian Sudan	2,895	2,000
Bombay	2,275	4,535	..	2,216	1,011
Other British Possessions	454	1,682	900
TOTAL, BRITISH EMPIRE .. Value	2,729	6,217	2,318	5,101	5,341
Holland Value	62,387	19,881	11,543	81,958	1,645
Japan	1,474	32,154
China	350	1,628	970	720	1,604
Other Foreign Countries	1,436	..	1,159	2,125	2,875
Germany
TOTAL, FOREIGN COUNTRIES Value	65,697	21,509	18,672	84,808	38,278
TOTAL, BRITISH EMPIRE AND FOREIGN COUNTRIES .. Value	68,426	27,726	15,990	89,904	43,619
Electrical (a) (III-H)—										
Italy Value
TOTAL, FOREIGN COUNTRIES Value
Other Foreign Countries Value
TOTAL FOREIGN COUNTRIES Value
TOTAL, BRITISH EMPIRE AND FOREIGN COUNTRIES .. Value
ELECTROPLATED WARE (III-D)										
United Kingdom Value
Other British Possessions	255	..	180	108	..
TOTAL, BRITISH EMPIRE .. Value	255	..	180	108	..

No. 7—contd.

Total quantities and value of articles imported—contd.

Articles, and countries of consignment.	Quantities.					Value.				
	1924-25.	1925-26.	1926-27.	1927-28.	1928-29.	1924-25.	1925-26.	1926-27.	1927-28.	1928-29.
						Rs.	Rs.	Rs.	Rs.	Rs.
FIRE-WORKS (III-V)—										
Bombay Lbs.			6,048	822	2,352	846	100	2,750	580	1,417
Other British Possessions	1,808	100	3,248	822	2,352	846	100	1,558	580	1,417
Hongkong	6,720	1,316	1,820	7,912	4,592	4,410	1,820	2,800	5,204	2,642
United Kingdom		1,185					1,879			
TOTAL, BRITISH EMPIRE	8,528	2,601	11,116	8,734	6,944	5,256	3,599	7,108	5,824	4,059
Germany	3,584	784	2,668	1,232	756	2,795	1,050	2,385	1,380	410
Other Foreign Countries		168	280	1,008			100	450	1,380	410
TOTAL, FOREIGN COUNTRIES	3,584	952	2,968	2,240	756	2,795	1,150	2,835	2,660	410
TOTAL, BRITISH EMPIRE AND FOREIGN COUNTRIES	12,112	3,553	14,084	10,974	7,700	8,051	4,749	9,943	8,484	4,469
FISH (including CANNED FISH)—										
FISH, DRY, UNSALTED (I.A.)—										
Perim Cwt.	371	532	720	727	262	4,509	5,877	7,149	7,018	3,315
Bombay	44	29	30	64	65	1,040	655	646	1,689	1,086
Other British Possessions	362	360	496	564	539	3,950	2,946	4,942	6,768	5,363
TOTAL, BRITISH EMPIRE	777	921	1,186	1,355	866	9,599	9,478	12,737	15,470	9,764
Lohia			182	393	415			1,700	2,380	3,754
Yania			118					1,380		
Mossawah		277	119				1,622			
Kamaran, etc.		244	119	743	808		2,590	1,025	5,055	9,612
D'Jibouti		219	128	153	137		2,337	1,205	1,486	1,516
Muscat		108	39				1,050	1,360		
A. T. Persian Gulf		330					1,170			
Dunkali Coast	825	1,672	1,221	2,154	1,693	4,218	7,191	10,620	13,242	16,306
Independent Somali Ports			126		162			1,180		1,592
Mocha	982	2,113	2,519	3,763	1,963	5,787	11,352	16,497	25,046	19,014
Arabian Gulf Ports	3,911	6,472	2,568	4,711	3,304	23,546	44,456	22,123	50,772	27,203
Other Foreign Countries	129	88	172	253	203	1,389	675	1,536	2,176	1,954
Hodeidah				171					1,405	
Jeddah				152					1,500	
Gaizan					296					2,531
TOTAL, FOREIGN COUNTRIES Cwt.	5,847	11,423	7,192	12,483	9,071	34,890	72,448	59,526	1,09,264	83,482
TOTAL, BRITISH EMPIRE AND FOREIGN COUNTRIES .. Cwt.	6,624	12,344	8,378	13,838	9,937	44,489	81,921	72,263	1,24,734	93,246
FISH, DRY, SALTED—(I.A.)—										
Somalland Cwt.		190	132	146	93		1,792	2,565	1,376	1,289
Perim		51		192	21		1,475		4,100	
Other British Possessions	119	42	51	56		1,979	1,059	1,070	500	215
TOTAL, BRITISH EMPIRE .. Cwt.	119	283	83	394	114	1,979	4,326	3,635	5,976	1,504
Mokha			357					4,895		
D'Jibouti					129		1,625			1,516
Independent Somali Ports		151			352	16,051	9,250	27,895	20,605	4,601
Arabian Gulf Ports	1,456	1,044	2,817	2,187	200	5,870		1,450		2,200
Muscat	452		75							
Mossawah										
Dunkali Coast										
Other Foreign Countries	114	29	131	23	25	1,189	195	880	154	244
Hafon				12					1,500	
TOTAL, FOREIGN COUNTRIES Cwt.	2,022	1,224	3,380	2,222	706	22,560	11,100	35,060	28,259	8,561
TOTAL, BRITISH EMPIRE AND FOREIGN COUNTRIES .. Cwt.	2,141	1,507	3,463	2,616	820	24,539	15,426	38,695	34,235	10,065
FISHMAWES AND SHARKFINS—(I.A.)—										
Somalland Cwt.	204		87	88	74	3,483		1,225	2,751	4,593
Other British Possessions		8		17	1		470		780	130
Perim	1,087	253	129	167	58	19,502	3,996	3,180	7,404	2,735
TOTAL, BRITISH EMPIRE .. Cwt.	1,291	261	166	272	183	22,985	4,466	4,405	10,935	7,368
Perma			64					1,140		
Kamaran, etc.	175	319	188	65	143	1,760	4,990	4,510	4,670	11,690
Dunkali Coast	211	312	236	163	250	3,820	4,215	5,213	4,728	10,433
Independent Somali Ports	86	191	266	249	166	1,837	4,440	4,740	19,226	7,899
Mocha	1,448	1,507	1,441	602	550	28,840	24,231	31,298	23,266	30,215
D'Jibouti, etc.	30			40		1,290		1,350		
Arabian Gulf Ports	3,058	1,833	1,457	1,212	974	66,423	35,710	32,114	31,599	61,589
Mossawah		42			37		1,015	1,866		
Other Foreign Countries	124	63	82	39		2,638	1,084		1,340	2,126
Hodeidah					22					1,480
Lohia				85					4,970	1,430
Gaizan					40				40	2,568
TOTAL, FOREIGN COUNTRIES	5,132	4,267	2,220	1,06,598	75,685	80,876	91,849	1,29,435
TOTAL, BRITISH EMPIRE AND FOREIGN COUNTRIES	6,323	4,528	3,900	2,72	2,353	1,29,633	80,151	85,281	1,02,784	1,36,903
FISH, WET, SALTED (NAGARI)—(I.A.)—										
Other British Possessions				13					624	
Egypt			26					1,237		
TOTAL, BRITISH EMPIRE .. Cwt.	13	1,237	624	..
Other Foreign Countries					14					638
TOTAL, FOREIGN COUNTRIES Cwt.	14	638
TOTAL, BRITISH EMPIRE AND FOREIGN COUNTRIES .. Cwt.	14	638

No. 7—contd.

Total quantities and value of articles imported—contd.

Articles, and countries of consignment.	Quantities.					Value.				
	1924-25.	1925-26.	1926-27.	1927-28.	1928-29.	1924-25.	1925-26.	1926-27.	1927-28.	1928-29.
FISH, EXCLUDING CANNED FISH—(I.A.)—contd.						Rs.	Rs.	Rs.	Rs.	Rs.
FISH, OTHER SORTS—(I.A.)—										
Other British Possessions .. Cwt.
TOTAL, BRITISH EMPIRE .. "
Other Foreign Countries .. "	..	22	150
TOTAL, FOREIGN COUNTRIES .. "	..	22	150
TOTAL, BRITISH EMPIRE AND FOREIGN COUNTRIES .. "	..	22	150
TOTAL, FISH .. "	15,188	18,401	15,867	19,194	18,124	1,98,611	1,77,648	1,97,476	2,62,877	2,40,752
FODDER, BRAN, AND POLLARDS (EXCLUDING OILCAKE)—(II.C.)—										
United Kingdom .. Cwt.
India—Bombay .. "	7,847	5,841	7,969	3,123	1,301	42,682	34,542	46,151	16,633	8,497
" Karachi .. "	998	8,917	3,193	11,899	10,260	4,952	23,325	19,272	70,350	62,209
" Calcutta .. "
Other British Possessions .. "	..	-25	25	..	22	..	120	150	..	80
TOTAL, BRITISH EMPIRE .. "	8,845	9,758-25	11,187	15,022	11,583	47,634	58,987	65,573	86,933	70,786
Italian East Africa .. Cwt.	280	1,000
Kamuran .. "
Arabian Gulf Ports .. "
Other Foreign Countries .. "	222	6	21	964	20	59
Mossawah .. "	7,122	5,683	3,285	35,931	29,223	17,079
Djeddah .. "
D'Jibouti .. "	1,035	964	2,048	410	..	4,881	5,170	10,745	2,010	..
TOTAL, FOREIGN COUNTRIES .. "	8,370	6,638	5,584	410	..	41,826	34,413	28,883	2,010	..
TOTAL, BRITISH EMPIRE AND FOREIGN COUNTRIES .. "	17,224	16,391-25	16,771	15,432	11,583	89,460	91,400	94,456	88,943	70,786
FRUITS AND VEGETABLES—										
I. FRESH FRUITS AND VEGETABLES—										
(a) FRESH FRUITS—										
COCONUTS—(A-1)—(I-B.)—										
Bombay .. No.	21,500	15,550	22,212	12,900	..	2,442	1,572	2,093	1,440	..
Ceylon .. "	..	14,750	..	16,100	1,714	..	1,595	..
Zanzibar and Pemba .. "
Mauritius and Dependencies .. "
Other British Possessions .. "	8,112	1,600	7,409	3,000	27,341	694	95	597	268	2,280
TOTAL, BRITISH EMPIRE .. "	29,612	31,900	29,621	31,000	27,341	3,136	3,381	2,690	3,801	2,280
Other Foreign Countries .. "	2,300	2,544	6,466	9,882	13,350	188	215	586	810	901
Arabian Gulf Ports .. "	12,597	1,210
TOTAL, FOREIGN COUNTRIES .. "	14,897	2,544	6,466	9,882	13,350	1,398	215	586	810	901
TOTAL, BRITISH EMPIRE AND FOREIGN COUNTRIES .. "	44,509	34,444	36,087	40,882	40,691	4,784	3,596	3,276	4,111	3,181
OTHERS—(A-2)—(I-B.)—										
Egypt .. Value	18,332	15,946	11,995
Ceylon .. "	2,146	4,825	1,448
Zanzibar, etc. .. "	1,308
United Kingdom .. "	1,910
India—Bombay .. "	37,525	29,910	18,945	28,800	18,986
Other British Possessions .. "	198	1,250	408	603	121
Kenya Colony .. "	8,917	3,321	1,455	6,195	1,815
TOTAL, BRITISH EMPIRE .. "	68,185	50,427	34,049	39,223	22,870
Madagascar .. "	33,784	33,101	32,504	25,032	21,605
Italy .. "	1,700
Austria .. "	1,047	1,550	1,478	2,069
Other Foreign Countries .. "	811
France .. "	8,027	..	1,112	1,312	3,438
Hodeidah .. "	4,169
Egypt .. "	9,703	12,547
TOTAL, FOREIGN COUNTRIES .. "	42,582	40,107	35,166	37,523	39,659
TOTAL, BRITISH EMPIRE AND FOREIGN COUNTRIES .. "	1,10,767	90,534	70,115	76,746	62,029
FRESH VEGETABLES OF ALL KINDS (b) (I-B.)—										
Egypt .. Value	75,876	75,958	89,944
Suakin .. "
United Kingdom .. "
Zanzibar, etc. .. "
Malta .. "
India—Bombay .. "	3,710	5,848	8,132	4,525	2,863
" Karachi .. "
" Kenya Colony .. "	4,750	2,809	5,244
Other British Possessions .. "	1,445	302	450	700	2,125
TOTAL, BRITISH EMPIRE .. "	90,281	85,917	98,526	5,225	10,232
Mossawah .. Value	1,600	91,225	91,127
Egypt .. "
Austria .. "	1,826
France .. "	6,973	1,975	1,166	11,650	11,700
Italy .. "	30,978	35,100	29,343	18,134	22,760
Mokha .. "
D'Jibouti .. "	9,307	7,129	10,855	4,139
Other Foreign Countries .. "	1,301	845	1,364	620	610
TOTAL, FOREIGN COUNTRIES .. "	42,673	45,227	39,097	1,32,484	1,30,336
TOTAL, BRITISH EMPIRE AND FOREIGN COUNTRIES .. "	1,32,954	1,31,144	1,37,533	1,37,709	1,40,568

GENERAL IMPORTS.

No. 7—contd.

Total quantities and value of articles imported—contd.

Articles, and countries of consignment.	Quantities.					Value.				
	1924-25.	1925-26.	1926-27.	1927-28.	1928-29.	1924-25.	1925-26.	1926-27.	1927-28.	1928-29.
						Rs.	Rs.	Rs.	Rs.	Rs.
FRUITS AND VEGETABLES: DRIED, SALTED, OR PRESERVED not being CANNED OR BOTTLED—										
ALMONDS (a) (I-B)—										
Egypt	3	..	2	2,505	..	2,176
India—Bombay	1	1,400
Other British Possessions	1	—2	888	132	..	54
TOTAL, BRITISH EMPIRE	4	1	2-2	3,905	888	2,308	..	54
Kamran	2	21	5	9	..	1,600	12,570	5,150	9,160
Konddah	5	2	4	3	..	4,220	2,245	2,550	3,960
Hodeidah	2	1	..	1	..	2,275	1,195	..	1,670
Italy	2,665	..
Egypt	4
Persia	12,998
Mossawah	20
Austria
Other Foreign Countries	2	1	2	3	4	1,690	870	1,700	3,040	1,500
Asiatic Turkey Persian Gulf
TOTAL, FOREIGN COUNTRIES	2	30	25	16	17	1,690	21,963	17,800	13,405	16,290
TOTAL, BRITISH EMPIRE AND FOREIGN COUNTRIES	6	31	28-2	16	17-1	5,595	22,851	20,108	13,405	16,344
CURRENTS AND RESINS (b) (I-B)—										
Egypt	2	3	..	1,500	1,890
India—Karachi	16	1,650	1,994	1,835	9,489	93
Bombay	2	5	3	15	16	1,618	760	913	740	1,343
Other British Possessions	1	1	1	1
United Kingdom	1	..	2	2	..	1,102	..	1,863	..
TOTAL, BRITISH EMPIRE	4	9	4	18	21-2	3,468	5,326	2,748	12,092	16,616
Asiatic Turkey Persian Gulf	7	..	8	1,700	..	1,510
Hodeidah	5	6	2	3,418	2,480	1,040	..
A. Gulf Ports	5	1,653
Egypt	4	3	7	6	2	1,680	1,760	3,025	2,491	..
Mokha	2	—9	3	1	..	940	310	960	290	970
Other Foreign Countries
TOTAL, FOREIGN COUNTRIES	6	3-9	23	9	10	2,670	5,488	3,165	3,821	4,133
TOTAL, BRITISH EMPIRE AND FOREIGN COUNTRIES	10	17-9	27	27	31-2	6,038	10,814	10,913	15,913	20,749
DATES (c) (I-B)—										
Mesopotamia	6,038	7,667	7,65,784	9,31,442
Bahrain Islands	17	3,510
Zanzibar
Somaland	8	1,040	..
India—Bombay	3	119	25	..	154	1,345	22,800	3,990	..	17,425
Karachi	200	48	103	97	..	31,336	7,740	12,812	13,116
Cutch	271	98	35,848	18,000
Other British Possessions	5	—7	2	..	20	570	86	230	24
TOTAL, BRITISH EMPIRE	3-2	595	171-7	6,151	7,935-3	1,365	90,554	24,816	7,79,366	9,65,517
Mocha	108	5	58	61	..	19,118	3,320	3,386	8,691	..
Arabian Gulf Ports	440	816	54	322	176	57,107	1,15,448	7,490	39,366	24,845
Muskat	68	258	328	13,786	83,796	40,636
Kondda, etc.
Asiatic Turkey Persian Gulf	5,089	5,222	2,682	7,09,109	6,80,592	5,05,313
Turkey in Asia
Italian East-Africa	64	167	3,500	26,250
Hodeidah	113	13,298
Mossawah
Bahrain Island	32	7	6,390
Other Foreign Countries	—2	3	1	3	..	24	1,062	117	475	974
TOTAL, FOREIGN COUNTRIES	5,746-2	6,115	3,025	644	511	3,05,534	3,12,852	5,60,354	82,828	66,455
TOTAL, BRITISH EMPIRE AND FOREIGN COUNTRIES	5,754-4	6,710	3,196-7	6,795	3,446-3	3,06,899	9,04,406	5,85,670	8,62,694	10,31,972
OTHER SORTS (d) (I-B)—										
United Kingdom	1	1	2	2	..	1,203	1,601	1,633	2,365	..
Egypt	5	3,100
Straits Settlements	10	4	18	5,135	1,980	5,723
India—Bombay	124	190	155	190	181	42,207	72,551	43,580	64,778	55,916
Malabar Coast
India—Karachi	2	1,000	..
Ceylon	3	3	2	2	9	2,610	1,375	1,000	1,085	5,247
Other British Possessions	5	5	2	3	4	2,300	2,419	1,174	780	2,508
Hong Kong	2	5	..	4	..	1,842	2,435	..	1,857
Mauritius	4	1,500
TOTAL, BRITISH EMPIRE	133	205	176	203	211	51,420	81,238	55,007	71,997	71,256

No. 7—contd.

Total quantities and value of articles imported—contd.

Articles, and countries of consignment.	Quantities.					Value.				
	1924-25.	1925-26.	1926-27.	1927-28.	1928-29.	1924-25.	1925-26.	1926-27.	1927-1928.	1928-29.
						Rs.	Rs.	Rs.	Rs.	Rs.
FRUITS AND VEGETABLES: DRIED, SALTED, OR PRESERVED not being CANNED OR BOTTLED—contd.										
OTHER SORTS (d) (I-B)—contd.										
Hodeidah Tons	..	2	1,066
Galsan
Italy	10	18	10	7	10	4,850	5,702	3,902	2,589	3,932
Mokha
Asiatic Turkey, Persian Gulf
Egypt	5	7	1,650	2,260
Asiatic Turkey Levant & Black Sea
Independent Somali Ports	8	1,900	..
Other Foreign Countries ..	10	7	5	8	5	2,790	3,304	1,917	1,715	1,585
TOTAL, FOREIGN COUNTRIES ..	20	22	15	23	22	7,849	10,071	5,819	7,854	7,777
TOTAL, BRITISH EMPIRE AND FOREIGN COUNTRIES ..	158	227	191	226	233	59,069	91,359	60,826	79,851	79,033
TOTAL, FRUITS AND VEGETABLES Value	11,25,806	12,54,704	8,88,441	11,90,429	12,53,876
FURNITURE, CABINETWARE AND MANUFACTURES OF WOOD—										
FURNITURE AND CABINETWARE (BEDSTEAD) (a) (III-G.)—										
Bombay Value	1,600
Straits Settlements
United Kingdom	4,162	1,710	1,968	6,417	7,050
Other British Possessions	80	365	872	608	647
TOTAL, BRITISH EMPIRE	4,242	3,675	2,846	7,020	7,697
Other Foreign Countries	860	175	506	896	860
Germany	1,700	..
TOTAL, FOREIGN COUNTRIES	860	175	506	2,596	860
TOTAL, BRITISH EMPIRE AND FOREIGN COUNTRIES	5,102	3,850	3,341	9,615	8,557
FURNITURE OF WOOD (other than BEDSTEAD) (b) (III-G.)—										
Calicut Value	1,071	..	1,140	..
Straits Settlements	1,020	1,205
United Kingdom	21,471	1,243	6,148	2,370	8,717
India—Gulf of Cutch
Bombay	7,400	4,273	2,670	2,853	4,285
Other British Possessions	578	1,329	2,409	510	1,682
Malabar coast	1,396
Ceylon	12,155
TOTAL, BRITISH EMPIRE	48,624	10,517	11,227	6,873	14,634
Trieste Value	4,285	2,686
France	1,020	..	1,002	1,325
Italy	2,000	1,306	1,100
Arabian Gulf Ports	1,118	..	1,073	..	4,388
Hodeidah	2,917
Austria	11,537	..	3,170
Germany	1,325	1,100
Other Foreign Countries	938	1,108	2,230	2,445	1,812
Egypt	1,552
U. S. of America	1,975
TOTAL, FOREIGN COUNTRIES	19,393	6,441	6,473	7,352	14,163
TOTAL, BRITISH EMPIRE AND FOREIGN COUNTRIES	68,017	16,958	17,700	14,606	28,797
FURNITURE OF OTHER MATERIALS (other than BEDSTREDS) (c) (III-G.)—										
Ceylon Value	2,240
Calcutta	1,486
Straits Settlements	8,776	3,580	1,348
United Kingdom	8,939	6,240	6,208	14,036	2,337
Bombay	1,034	7,280	21,840	21,468	6,533
Other British Possessions	1,620	945	705	648
Egypt	1,038
Zanzibar	1,725
TOTAL, BRITISH EMPIRE	19,200	16,040	30,026	39,789	10,916
Trieste Value	2,256	..
Other Foreign Countries	1,019	1,586	3,591	1,533	1,162
Austria	4,720
France	1,230	2,250
D'Jibouti
Germany	11,014	10,744	7,181	6,815	10,900
Italy	8,870
Hodeidah	2,150
Japan	1,725	3,852	9,600	2,120
Belgium	1,845
U. S. of America	5,830	4,249	1,822
Egypt	1,236	6,854
TOTAL, FOREIGN COUNTRIES	22,273	15,900	18,404	26,963	25,408
TOTAL, BRITISH EMPIRE AND FOREIGN COUNTRIES	41,473	30,940	48,430	66,752	36,324
Mouldings—										
Other Foreign Countries	330
TOTAL, FOREIGN COUNTRIES	330
TOTAL, VALUE OF FURNITURE	1,09,922	51,748	69,471	91,847	78,678
Mouldings—contd.										
Other British Possessions	375	..
TOTAL, BRITISH EMPIRE	375	..
TOTAL, BRITISH EMPIRE AND FOREIGN COUNTRIES	375	..

No. 7—contd.

Total quantities and value of articles imported—contd.

Articles, and countries of consignment.	Quantities.					Value.				
	1924-25.	1925-26.	1926-27.	1927-28.	1928-29.	1924-25.	1925-26.	1926-27.	1927-28.	1928-29.
*GELATINE—						Rs.	Rs.	Rs.	Rs.	Rs.
Other British Possessions .. Cwt.	3	7	4	5	3	440	546	235	270	163
TOTAL, BRITISH EMPIRE .. "	3	7	4	5	3	440	546	235	270	163
GLASS AND GLASSWARE—										
<i>Bangles (a) (III-H)—</i>										
India—Bombay .. Value	7,073	8,510	11,092	8,102	3,280
Other British Possessions .. "	50	..	300	..	40
Calcutta .. "	4,500
Egypt .. "	1,000
United Kingdom .. "
TOTAL, BRITISH EMPIRE .. "	12,223	9,510	11,092	8,102	3,320
Trieste .. Value	1,610	..	8,879	5,235
Japan .. "	15,475	8,350	14,970	1,810	1,180
Austria .. "	2,700	1,475	1,510	3,455	..
Germany .. "	735	..	480	900	1,260
Other Foreign Countries .. "	3,367	..
Egypt .. "
TOTAL, FOREIGN COUNTRIES .. "	18,910	11,335	16,060	18,601	7,675
TOTAL, BRITISH EMPIRE AND FOREIGN COUNTRIES .. "	31,133	20,845	28,952	26,603	10,995
<i>Beads and false pearls (b) (III-E)—</i>										
Calcutta .. Cwt.	2,795	..	3,320	1,450	..
India—Bombay .. "	15	..	44	7	1,775	2,700
Egypt .. "	..	29	22	1,000	690	..	100	930
Other British Possessions .. "	6	5	..	1	15	11,130	7,297	7,295	4,130	1,000
United Kingdom .. "	74	92	185	33	11
TOTAL, BRITISH EMPIRE .. "	95	126	251	41	26	14,985	9,762	13,315	5,780	1,930
Austria .. "	388	592	700	59,285	85,693	99,547
Germany .. "	720	550	343	364	110	33,710	32,958	19,345	16,595	7,761
Italy .. "	100	149	167	54	26	11,339	14,701	15,221	4,379	1,408
Trieste .. "	591	451	58,172	38,168
Egypt .. "	23	1,400	..
Japan .. "	28	1,955
Other Foreign Countries .. "	20	12	37	15	11	1,175	700	2,328	1,270	830
Belgium .. "	..	36	1,400
TOTAL, FOREIGN COUNTRIES .. "	1,223	1,339	1,247	1,047	626	1,11,009	1,35,452	1,36,941	81,816	50,122
TOTAL, BRITISH EMPIRE AND FOREIGN COUNTRIES .. "	1,223	1,465	1,498	1,088	652	1,25,994	1,45,214	1,50,158	87,546	52,052
<i>Bottles and phials—</i>										
<i>Soda water bottles (c i) (III-H)—</i>										
Zanzibar .. Gross
India—Bombay .. "
United Kingdom .. "	469	34	55	47	..	16,850	1,190	1,919	1,680	..
Somaland .. "	440	443	444	407	408	27,131	27,070	27,059	24,219	23,358
Other British Possessions .. "	1	143	35	20	670	1,223
TOTAL, BRITISH EMPIRE .. "	990	620	499	454	443	44,010	28,980	28,978	25,899	24,586
D'Jibouti .. "	..	26	100	..	1,680	4,095
Germany .. "	154	60	123	19	49	2,114	3,646	5,317	2,895	3,333
Hodeidah .. "
Other Foreign Countries .. "	20	5	32	18	9	1,128	285	1,812	1,037	450
TOTAL, FOREIGN COUNTRIES .. "	174	91	155	37	158	3,242	5,610	7,129	3,932	7,883
TOTAL, BRITISH EMPIRE AND FOREIGN COUNTRIES .. "	1,164	711	654	491	601	47,252	34,540	36,107	29,831	32,469
<i>Other sorts (ciii) (III-H) —</i>										
India—Bombay .. Gross	1,821	2,530	1,194	..	423	6,580	10,375	3,574	..	1,445
United Kingdom .. "	..	364	..	233	282	..	2,378	..	1,838	1,940
Somaland .. "
Other British Possessions .. "	227	125	131	119	28	1,386	450	598	872	382
TOTAL, BRITISH EMPIRE .. "	2,045	3,019	1,325	357	738	7,966	13,103	4,172	2,710	3,776
Germany .. "	394	651	347	2,035	2,870	1,053
Other Foreign Countries .. "	50	5	5	84	173	215	323	86	397	778
Japan .. "	1,320	2,160	3,941	7,070	1,642	8,431	6,617	11,908	13,972	3,421
TOTAL, FOREIGN COUNTRIES .. "	1,764	2,816	4,293	7,154	1,815	5,681	9,810	13,088	14,369	4,199
TOTAL, BRITISH EMPIRE AND FOREIGN COUNTRIES .. "	3,812	5,835	5,618	7,511	2,553	13,647	22,913	17,260	17,079	7,975
<i>Funnels, globes and glass parts of lamps (d) (III-H) —</i>										
Egypt .. Value	1,321	1,530
United Kingdom .. "	1,262	..	2,177	3,901	..
Bombay .. "	1,291	575
Other British Possessions .. "	411	..	1,041	275	939
TOTAL, BRITISH EMPIRE .. "	2,964	1,896	4,748	4,176	939
Trieste .. "	7,790	6,637
Austria .. "	6,310	11,480	13,160
Hodeidah .. "
U. S. of America .. "	1,285	1,325	3,420	2,898	2,531
Other Foreign Countries .. "	200	185	70	1,360	775
Germany .. "	6,970	2,783	6,678	5,391	4,936
TOTAL, FOREIGN COUNTRIES .. "	15,265	15,778	23,323	17,439	14,930
TOTAL, BRITISH EMPIRE AND FOREIGN COUNTRIES .. "	c 18,229	17,669	38,071	21,615	15,869

No. 7—contd.

Total quantities and value of articles imported—contd.

Articles, and countries of consignment.	Quantities.					Value.				
	1924-25.	1925-26.	1926-27.	1927-28.	1928-29.	1924-25.	1925-26.	1926-27.	1927-28.	1928-29.
						Rs.	Rs.	Rs.	Rs.	Rs.
GLASS AND GLASSWARE—contd.										
<i>Sheet and plate (e) (III-E)—</i>										
United Kingdom .. Sqr. ft. & Cwt.	111°	741°	1111°	1111°	..	1,156	1,610	1,472	2,100	..
Bombay	111°	780	..	150	112	400
Other British Possessions
TOTAL, BRITISH EMPIRE	111°	741°	1111°	1111°	..	1,886	1,610	1,622	2,212	400
Holland	1111°
Belgium	5,895	5,185	5,540	3,375	2,525
Austria
Other Foreign Countries	745
TOTAL, FOREIGN COUNTRIES	1111°	6,640	5,185	5,540	3,375	2,525
TOTAL, BRITISH EMPIRE AND FOREIGN COUNTRIES.	1111°	1111°	1111°	1111°	1111°	8,526	6,795	7,162	5,587	2,925
<i>Tableware including decanters, tumblers, etc., (f) (III-F)—</i>										
United Kingdom Value.	1,257
Bombay	2,170	1,345
Other British Possessions	90	..	330	1,656	867
TOTAL, BRITISH EMPIRE	3,457	1,345	330	1,656	867
U. S. of America	1,479	1,455	..
Germany	3,030	1,555
Austria	2,710
Belgium	2,715	1,840	753	1,008
Other Foreign Countries	1,406
TOTAL, FOREIGN COUNTRIES	5,915	4,270	4,550	2,208	1,008
TOTAL BRITISH EMPIRE AND FOREIGN COUNTRIES.	9,372	5,615	4,880	3,864	1,875
<i>Other glassware (g) (III-G)—</i>										
Straits Settlements	2,130	4,270	2,290	4,650	5,016
Egypt	4,873	4,754	5,255
United Kingdom	4,960	5,358	3,082	2,100	2,225
India—Bombay	14,785	5,547	12	1,428	300
Other British Possessions	770	215
TOTAL, BRITISH EMPIRE	22,645	15,990	10,257	12,932	13,696
U. S. of America	2,218	..	1,023
Austria	16,216	4,200	10,877
Germany	7,761	4,901	6,468	10,886	5,568
A. Gulf Ports
Japan	2,190	..	1,480	2,747	3,227
Other Foreign Countries	998	2,283	1,725	1,055	1,740
Belgium	1,470	1,290
Trieste	8,318	7,542
TOTAL, FOREIGN COUNTRIES	29,413	11,384	21,573	23,976	19,367
TOTAL, BRITISH EMPIRE AND FOREIGN COUNTRIES.	52,058	26,774	31,830	36,908	33,063
TOTAL, GLASSWARE	3,06,211	2,80,824	3,09,418	2,29,033	1,57,223
GLUE—										
Other British Possessions .. Cwt.	19	31	18	7	17	443	836	591	135	545
TOTAL, BRITISH EMPIRE	19	31	18	7	17	443	836	591	135	545
Other Foreign Countries	5	..	10	2	5	280	..	290	70	200
TOTAL, FOREIGN COUNTRIES	5	..	10	2	5	280	..	290	70	200
TOTAL, BRITISH EMPIRE AND FOREIGN COUNTRIES.	24	31	28	9	22	673	836	881	208	745
GRAIN, PULSE AND FLOUR—										
<i>Barley (I. C.)—</i>										
India—Karachi Tons	..	—2	..	47	21	7,595	4,375
India—Bombay	8	1,030
India—Calcutta
Other British Possessions	4-20	2	..	38	240	..
TOTAL, BRITISH EMPIRE	4-20	—2	..	49	29	38	7,835	5,405
Djibouti
Persia
Other Foreign Countries	3	1	463	100
TOTAL, FOREIGN COUNTRIES	3	1	463	100
TOTAL, BRITISH EMPIRE AND FOREIGN COUNTRIES.	4-20	3-2	1	49	29	38	469	100	7,835	5,405
<i>Beans, (dry) (I. C.)—</i>										
Bombay
Other British Possessions	3	5	3	4	1	510	975	849	845	325
United Kingdom	2	3	1,029	1,107
TOTAL BRITISH EMPIRE	5	5	3	4	4	1,539	975	849	845	1,432
Mossawah	6	13	1,130	2,371
Djibouti	20	20	36	2,915	3,160	6,270
Italian East Africa
Mokha	23	35	27	65	57	3,271	5,585	4,087	10,336	9,573
Other Foreign Countries	2	8	1	6	5	310	1,730	170	1,246	955
Koddehah	9	13	1,595	1,720	..
TOTAL, FOREIGN COUNTRIES	50	76	73	84	62	9,176	13,046	12,125	13,802	10,533
TOTAL, BRITISH EMPIRE AND FOREIGN COUNTRIES.	55	81	76	88	66	9,715	4,021	12,974	14,147	11,955

702
GENERAL IMPORTS.

SEA-BORNE TRADE

No. 7—contd.

General quantities and value of articles imported—contd.

Articles, and countries of consignment.	Quantities.					Value.				
	1924-25.	1925-26.	1926-27.	1927-28.	1928-29.	1924-25.	1925-26.	1926-27.	1927-28.	1928-29.
GRAIN, PULSE AND FLOUR—contd.						Rs.	Rs.	Rs.	Rs.	Rs.
<i>Grain (I. C.)—</i>										
India—BombayTons.	549	329	393	370	384	67,551	57,146	61,482	67,190	65,255
India—Karachi	65	95	67	128	116	14,280	18,818	12,150	24,127	20,757
Zanzibar	7	1,200	..
Other British Possessions	2	2	12	670
TOTAL, BRITISH EMPIRE	614-2	429	465	505	500	81,843	76,629	73,632	92,517	86,012
Mossawah	102	138	22	16,205	21,546	3,295
Arabian Gulf Ports
Other Foreign Countries	6	1	2	4	6	910	170	472	510	1,112
Djibouti	13	106	16	1,665	12,340	2,700
TOTAL, FOREIGN COUNTRIES	121	240	42	4	6	18,780	34,056	6,467	510	1,112
TOTAL, BRITISH EMPIRE AND FOREIGN COUNTRIES	735-2	669	507	509	506	1,00,623	1,10,685	80,099	93,027	87,124
<i>Jowar and Bajra (I. C.)—</i>										
Tanganyika Territory	173	63	27,408	8,190
Zanzibar	158	146	23,845	31,436
Anglo-Egyptian Sudan	44	6,900	..
India—Bombay	30	1,267	178	5,576	10,467	7,115	1,96,434	25,965	9,02,273	14,83,148
India—Karachi	173	8	195	22	..	26,400	1,215	26,323	8,148
India—Calcutta
India—Burmah—Rangoon	15	..	111	2,200	..	16,280	..
Mesopotamia	17	149	1,963	21,746
India—Burmah—Other Ports	63	7,700
Somaliand
Other British Possessions	1	12	4	3	..	100	1,070	25	314
Perim	12	1,030	..
Kenya Colony	24	423	3,425	55,352
TOTAL, BRITISH EMPIRE	30	1,519	198	6,310-4	11,273	7,115	2,32,334	28,250	10,11,975	16,03,334
Mossawah	29	5,576
Persia	14	11	15	1,440	1,200	1,460
Lohis	379	265	270	..	55	81,801	27,374	28,061	..	6,665
Jeddah
Arabian Gulf Ports	58	19	19	4,818	1,694	2,391
Hodeidah	302	396	394	24	59	28,320	36,435	39,446	1,980	7,347
Djibouti	22	1,792
Gaizan	252	554	245	29,600	63,250	26,180
Italian East Africa
Kamaran, etc.	47	301	30	..	38	5,020	33,755	2,930	..	4,700
Dunkali Coast	13	1,070	1,508	..
Other Foreign Countries	8	12	6	18	9	940	960	830	..	1,103
Mokha	3,259	1,713	1,795	979	376	2,32,324	1,66,501	1,77,387	96,429	40,192
Konlida	234	78	25,468	9,792
TOTAL, FOREIGN COUNTRIES	4,332	3,556	2,852	1,016	532	3,35,933	3,64,505	2,38,476	1,00,007	60,007
TOTAL, BRITISH EMPIRE AND FOREIGN COUNTRIES	4,362	5,075	3,050	7,326-4	11,805	3,93,048	5,97,339	3,16,726	11,11,982	16,63,341
<i>Oats (I. C.)—</i>										
India—Bombay
Other British Possessions
TOTAL, BRITISH EMPIRE
TOTAL, BRITISH EMPIRE AND FOREIGN COUNTRIES
<i>Pulse, I. C.—</i>										
Egypt
India—Bombay	121	228	152	286	130	32,103	47,881	38,881	61,992	39,326
India—Karachi	25	12	27	33	43	5,450	3,100	7,280	8,645	11,322
India—Calcutta	21	26	25	28	21	6,031	7,360	7,180	7,566	6,155
United Kingdom	3	5	3	1,155	1,379	1,158	..
Other British Possessions	2	1	1	4	3	745	125	170	65	1,024
Madras
TOTAL, BRITISH EMPIRE	169	270	210	350-4	197	44,320	59,621	54,870	79,456	54,827
Kamaran	21	..	1,600	..	1,400	2,361
Mossawah	7	..	14
Mokha	349	252	199	520	98	31,177	25,113	20,390	56,568	12,060
Arabian Gulf Ports	5	1,051
Djibouti	13	11	2,411	1,470
Other Foreign Countries	15	4	7	5	12	2,026	395	855	565	1,211
Hodeidah	25	122	181	120	77	2,362	12,927	21,603	13,196	9,017
Jeddah	4	1,300
TOTAL, FOREIGN COUNTRIES	389	398	398	659	217	36,055	42,446	44,318	71,723	27,000
TOTAL, BRITISH EMPIRE AND FOREIGN COUNTRIES	558	668	608	1,009-4	414	80,384	1,02,067	99,188	151,184	81,827

GENERAL IMPORTS.

SEA-BORNE TRADE.

No. 7—contd.

Total quantities and value of articles imported—contd.

Articles, and countries of consignment.	Quantities.					Value.				
	1924-25.	1925-26.	1926-27.	1927-28.	1928-29.	1924-25.	1925-26.	1926-27.	1927-28.	1928-29.
						Rs.	Rs.	Rs.	Rs.	Rs.
GRAIN, PULSE AND FLOUR—contd.										
<i>Rice not in the husk (I. C.)—</i>										
Somaliand Tons	..	11	1,330
Straits Settlements	5	1,390	..	1,130	..
India—Bombay	488	1,200	730	2,723	3,242	1,15,769	2,50,920	1,49,023	5,26,494	5,72,430
India—Karachi	1,034	3,017	2,305	4,937	6,375	2,20,643	6,20,635	4,75,357	10,55,561	12,79,262
India—Madras Other Ports
India—Calcutta	6,353	7,507	4,079	7,564	6,925	13,23,755	16,93,318	9,62,074	16,53,970	16,15,919
India—Burmah Other Ports	94	20,150
Cutch and Kathiawar
United Kingdom
Other British Possessions	1	2	1	2	8	433	489	280	358	1,599
Rangoon	281	88	85	320	..	54,778	19,080	17,100	55,012
TOTAL, BRITISH EMPIRE	7,356	12,117	7,203	15,321	16,370	16,60,600	26,49,260	16,06,147	32,59,613	34,24,222
Independent Small Ports
Siam
Kamoran and Fusan
Mossawah	15	3,484
Arabian Gulf Ports
Djedda	6	1,127
Tonkin
Other Foreign Countries	1	4	7	2	5	273	1,011	72	207	831
TOTAL, FOREIGN COUNTRIES	1	19	—7	2	11	273	4,475	72	297	2,008
TOTAL, BRITISH EMPIRE AND FOREIGN COUNTRIES	7,357	12,136	7,203-7	15,323	16,381	16,60,873	26,53,735	16,06,219	32,59,910	34,26,230
Rice in the husk (I. C.)—										
Other British Possessions
TOTAL, BRITISH EMPIRE
Rice flour (I. C.)—										
Other British Possessions
TOTAL, BRITISH EMPIRE
Wheat (I. C.)—										
Kenya Colony	79	16,320
India—Bombay	180	159	159	363	200	51,420	45,541	44,025	1,03,065	54,244
India—Karachi	24	5,300	6,950
Other British Possessions	1	—9	2	..	80	137	280	450
Australia	29	6,500
TOTAL, BRITISH EMPIRE	181	159-9	161	387	388	51,557	45,821	44,475	1,08,365	66,014
Arabian Gulf Ports
Djibouti and Obokh	166	243	140	31,306	50,970	30,195
Other Foreign Countries	3	4	1	3	..	789	800	243	786
Mossawah
TOTAL, FOREIGN COUNTRIES	166	246	144	1	3	31,306	51,759	30,995	243	786
TOTAL, BRITISH EMPIRE AND FOREIGN COUNTRIES	347	405-9	305	388	341	82,863	97,580	75,470	1,08,608	66,800
Wheat Flour (I. C.)—										
Egypt	5	18	1,350	2,680
Ceylon	26	6,000
Canada	81	3,200
United Kingdom	25	5	5,020	1,470	..
India—Bombay	6,054	5,162	4,317	3,964	2,502	12,93,855	12,20,868	9,80,708	8,76,325	5,08,749
India—Karachi	1,670	2,382	3,232	5,338	5,755	3,55,051	6,79,309	7,46,007	11,77,312	13,08,300
India—Calcutta	23	610
Other British Possessions	1	7	—4	7	1	238	1,510	40	1,445	159
Australia	162	226	575	1,636	..	40,615	54,300	1,32,313	3,49,495
TOTAL, BRITISH EMPIRE	7,725	8,213	7,869-4	9,839	9,949	16,54,194	19,44,152	17,94,755	21,83,666	20,77,513
U. S. of America	24	4	6,550	1,200
Italian East Africa
Djibouti	111	71	25,155	16,210
Djedda
Italy	10
Other Foreign Countries	7	—7	5	5	11	1,117	80	665	2,700	1,390
TOTAL, FOREIGN COUNTRIES	7	111-7	76	39	11	1,117	25,235	16,875	10,221	3,090
TOTAL, BRITISH EMPIRE AND FOREIGN COUNTRIES	7,732	8,329-7	7,945-4	9,878	9,964	16,55,311	19,69,387	18,11,630	21,93,886	20,80,603

GENERAL IMPORTS.

No. 7—contd.

Total quantities and value of articles imported—contd.

Articles, and countries of consignment.	Quantities.					Value.				
	1924-25.	1925-26.	1926-27.	1927-28.	1928-29.	1924-25.	1925-26.	1926-27.	1927-28.	1928-29.
GRAIN PULSES AND FLOUR—contd.										
<i>Other Sorts (I. C.)—</i>						Rs.	Rs.	Rs.	Rs.	Rs.
Straits Settlements .. Tons.	8	1,000
Zanzibar
India—Calcutta	13	26	26	25	10	3,700	7,650	6,800	7,040	2,770
India—Bombay	12	28	18	9	14	3,307	5,326	5,634	2,873	4,031
India—Karachi
United Kingdom
Somaliand
Other British Possessions	5-20	-2	-7	4	4	..	800	..	935	612
British East Africa	14	65	1,200
TOTAL, BRITISH EMPIRE	25-5	68-2	47-7	38	28	7,092	15,036	13,532	10,848	7,410
Mokha	67	96	247	85	21	6,268	11,424	25,398	8,538	2,201
Italian East Africa	4,325
Hodeldah	36
Java	78	9	3,013
Other Foreign Countries	3	9	7	2	..	452	984	1,020	338	1,052
Djibouti and Obokh	8	15	1,400	2,000
Arabian Gulf Ports
TOTAL, FOREIGN COUNTRIES	156	120	290	87	30	16,128	14,358	30,738	8,876	3,253
TOTAL, BRITISH EMPIRE AND FOREIGN COUNTRIES	181-5	188-2	387-7	125	58	23,220	29,394	44,270	19,724	10,672
TOTAL, GRAIN, PULSES AND FLOUR	21,827-11	27,250	20,052-18	34,745-8	40,064	40,06,070	55,74,677	40,46,676	69,65,503	74,53,967
GRAPHITE CRUCIBLES (III-V)—										
Other British Possessions .. Cwt.	8	1	9	11	5	381	72	326	449	152
TOTAL, BRITISH EMPIRE	8	1	9	11	5	381	72	326	449	152
GUMS AND RESINS—										
<i>Arabic (a) (II-D)—</i>										
A. E. Sudan .. Cwt.	52	138	800	3,000	4,300	1,700
Somaliand	1,807	832	1,775	216	400	40,539	20,534	40,152	4,567	9,372
India—Bombay	119	298	..	1,140	5,240
Other British Possessions	5	36	28	17	..	485	360	610	495	..
Egypt	140	3,260
Straits Settlements	32	1,000
TOTAL, BRITISH EMPIRE	1,864	1,285	1,835	233	1,498	44,024	29,594	41,782	5,062	31,612
Djibouti	26	1,550
France
Mossawah	125	954	562	1,062	3,016	3,450	17,878	13,660	16,060	64,202
Konfidah	108	474	2,100	..	10,720
Galzan	76	1,780
Mokha	54	1,290
Independent Somali Ports	1,429	723	294	508	441	21,462	13,325	4,693	10,357	10,591
Italian East Africa	62	67	368	..	258	1,650	1,490	7,870	..	5,224
Jeddah
Hodeldah
Arabian Gulf Ports
Other Foreign Countries	34	102	53	74	16	900	1,741	1,043	1,650	416
Kamaran, etc.	1,036	265	950	21,201	6,880	14,540
TOTAL, FOREIGN COUNTRIES	1,650	1,872	2,407	2,017	5,231	27,462	35,994	49,747	37,047	1,07,473
TOTAL, BRITISH EMPIRE AND FOREIGN COUNTRIES	3,014	3,157	4,242	2,250	6,729	71,846	65,588	91,509	42,109	1,39,085
Benjamin (b) (II-D)—										
Straits Settlements	852	976	820	963	828	33,250	34,295	40,445	54,060	48,100
India—Bombay	165	85	321	551	625	11,970	5,868	18,390	35,195	36,300
Other British Possessions	35	1,090
Hongkong	100	3,000
TOTAL, BRITISH EMPIRE	1,117	761	1,141	1,549	1,453	47,220	40,163	58,835	90,815	89,400
Java	48	3,050
Mossawah	20	17	1,250	1,900
Other Foreign Countries	18	7	..	400	550	2,720
Fersia	68
TOTAL, FOREIGN COUNTRIES	38	7	133	1,650	550	7,070
TOTAL, BRITISH EMPIRE AND FOREIGN COUNTRIES	1,155	761	1,141	1,556	1,586	48,870	40,163	58,835	90,865	90,470
Olibanum or frankincense (c) (II-D)—										
India—Bombay
Somaliand	937	775	844	656	1,314	17,281	13,480	6,385	18,134	32,154
Other British Possessions	32	11	..	8	5	550	400	..	70	115
Egypt
TOTAL, BRITISH EMPIRE	969	786	844	659	1,319	17,781	13,880	6,385	18,204	32,269
Mokha	819	..	200	3,530	..	4,500	..
Has Hafon	81	1,590
Independent Somali Ports	11,447	8,579	1,855	2,723	7,364	2,61,466	1,27,957	34,744	71,545	1,47,709
Arabian Gulf Ports	11,500	10,044	11,895	14,327	13,930	1,92,668	1,59,399	1,99,277	3,41,761	3,08,280
Djibouti
Other Foreign Countries	50	..	30	23	59	790	..	750	825	1,520
Mascat	114	1,940
Kamaran	56	1,120	..
TOTAL, FOREIGN COUNTRIES	22,997	16,942	13,694	17,339	21,414	3,94,924	2,90,866	2,36,711	4,19,751	4,59,099
TOTAL, BRITISH EMPIRE AND FOREIGN COUNTRIES	23,966	17,723	14,938	17,998	22,733	4,82,795	3,04,716	2,48,098	4,37,955	4,91,368

GENERAL IMPORTS.

SEA-BORNE TRADE.

No. 7—*contd.*

Total quantities and value of articles imported—*contd.*

Articles, and countries of consignment.	Quantities.					Values				
	1924-25.	1925-26.	1926-27.	1927-28.	1928-29.	1924-25.	1925-26.	1926-27.	1927-28.	1928-29.
						Rs.	Rs.	Rs.	Rs.	Rs.
GUMS AND RESINS—<i>contd.</i>										
<i>Resin (d) (II-D)—</i>										
United Kingdom Cwt.										
India—Bombay	118	99	58	98	98	1,286	1,063	1,180	1,460	1,867
Other British Possessions			1		69			26		500
TOTAL, BRITISH EMPIRE	118	99	59	98	162	1,286	1,063	1,206	1,460	2,367
Italian East Africa										
Other Foreign Countries										
TOTAL, FOREIGN COUNTRIES										
TOTAL, BRITISH EMPIRE AND FOREIGN COUNTRIES	118	99	59	98	162	1,286	1,063	1,206	1,460	2,367
<i>Other Sorts (e) (II-D)—</i>										
Mesopotamia				977					11,440	
Perim										
Egypt	7	8	210			3,200	3,000	8,850		
United Kingdom		16					1,000			
Straits Settlements	88		218			2,190		10,225		
Somaliland	2,346	2,176	1,726	1,531	7,213	67,779	56,621	43,609	61,665	2,02,555
India—Bombay	149	64	208	32	97	11,185	6,954	9,091	1,610	4,025
Other British Possessions	12		27		3	380		280		100
Hongkong	80					2,000				
TOTAL, BRITISH EMPIRE	2,677	2,264	2,379	1,840	7,813	86,714	67,575	72,055	74,715	2,08,690
Kamaran, etc.			194	45	57			5,100	1,740	2,125
Mossawah										
Mokha	154	127		87	44	4,575	2,905		1,014	1,820
Asiatic Turkey, Persian Gulf	148	38	140			4,758	1,700	5,539		
Egypt				48	848				6,300	19,505
Independent Somali Ports	12,540	9,289	4,432	6,288	14,500	2,12,323	1,69,052	1,01,130	1,49,264	3,22,614
Italian East Africa	158	416	270	296	1,207	4,344	13,435	5,235	9,070	47,682
Arabian Gulf Ports	4,019	2,817	2,521	3,341	2,950	91,721	59,786	62,179	76,786	79,239
Persia			45	234	160			2,000	7,120	6,350
France	14					2,500				1,600
Djibouti				81	26		1,730		1,970	1,000
Ras Hafoon		66			42					1,200
Other Foreign Countries	55		62	38	47	1,560	2,030	1,780	1,064	1,910
Italy		34					1,000			
Hodeidah		7					3,500			
Austria		26	41					5,750		
Eriqata				29					4,800	
Kondah					218					7,556
TOTAL, FOREIGN COUNTRIES	17,088	12,815	7,706	10,432	19,599	3,21,781	2,55,138	1,88,713	2,59,108	4,92,659
TOTAL, BRITISH EMPIRE AND FOREIGN COUNTRIES	19,765	15,079	10,085	12,272	26,912	4,08,495	3,22,713	2,80,768	3,33,823	6,80,339
TOTAL, GUMS AND RESINS	48,018	36,804	29,565	34,174	58,122	9,42,842	7,34,248	6,55,414	9,06,212	14,12,629
HAIR AND MANUFACTURES OF HAIR—										
<i>Hair of all kinds.—</i>										
Jeddah				72					1,270	
TOTAL FOREIGN COUNTRIES				72					1,270	
<i>Hair of all kinds (I-S)—</i>										
Other Foreign Countries			9	10	4			150		150
Other British Possessions			7					150	264	
TOTAL BRITISH EMPIRE AND FOREIGN COUNTRIES			16	82	4			300	1,534	150
<i>Manufactures of hair (other than toilet requisite) (III-V)—</i>										
Other British Possessions						300			40	
TOTAL, BRITISH EMPIRE						300			40	
HARDWARE excluding CUTLERY AND ELECTRO PLATED WARE—										
<i>Agricultural Implements (a) (III-D)—</i>										
United Kingdom Value						2,078		1,828	1,904	1,360
Other British Possessions							764	725	1,070	
Hong Kong										
Bombay						4,520				
TOTAL, BRITISH EMPIRE						6,598	764	2,553	2,974	1,360
Austria										
Mossawah										
Other Foreign Countries						215	360	100	686	280
U. S. of America										
Italy										
TOTAL, FOREIGN COUNTRIES						215	360	100	686	280
TOTAL, BRITISH EMPIRE AND FOREIGN COUNTRIES						6,813	1,124	2,653	3,660	1,640
<i>Buckets of tinned or galvanised iron (b) (III-D)—</i>										
Bombay										1,230
United Kingdom						4,320	4,108	3,270	5,557	11,886
Other British Possessions						211	470	535	575	16
TOTAL, BRITISH EMPIRE						4,531	4,578	4,105	6,132	13,182
Other Foreign Countries						597	410	448	383	
TOTAL, BRITISH EMPIRE AND FOREIGN COUNTRIES						5,128	4,988	4,553	6,515	13,182
<i>Builders' hardware, such as locks hinges, door bolts, etc. (c) (III-D)—</i>										
United Kingdom Value						18,628	3,850	5,825	2,108	4,088
India—Bombay						6,355	2,978			2,060
Other British Possessions						575	130	695	648	
TOTAL, BRITISH EMPIRE						20,558	6,958	6,520	2,754	6,148
Germany						5,144	3,088	2,905	3,130	2,365
United States										
Austria							1,222			
Holland										
Other Foreign Countries										
Sweden						260	1,410	189	425	1,000
Belgium						1,380				
TOTAL, FOREIGN COUNTRIES						6,784	5,720	5,284	5,000	3,365
TOTAL, BRITISH EMPIRE AND FOREIGN COUNTRIES						27,340	12,678	11,804	7,844	9,515

No. 7—contd.

Total quantities and value of articles exported—contd.

Articles, and countries of consignment.	Quantities.					Value.				
	1924-25.	1925-26.	1926-27.	1927-28.	1928-29.	1924-25.	1925-26.	1926-27.	1927-28.	1928-29.
ARDWARE excluding CUTLERY AND ELECTRO-PLATED WARE—contd.						Rs.	Rs.	Rs.	Rs.	Rs.
<i>Domestic hardware, other than enamelled iron ware (III-D)—</i>										
Bombay Value	1,045	2,284	1,359
United Kingdom	15,442	8,902	10,149	17,354	11,667
Egypt	447	700	410	822
Other British Possessions	530
TOTAL, BRITISH EMPIRE	16,984	11,836	11,918	18,176	12,197
Austria	2,410	2,178
Trieste	1,750	..
France	2,948	..
Other Foreign Countries	1,567	2,428	2,880	..	264
United States	1,240
Germany	2,893
Egypt	2,380
TOTAL, FOREIGN COUNTRIES	1,567	4,838	2,880	4,598	8,955
TOTAL, BRITISH EMPIRE AND FOREIGN COUNTRIES	18,551	16,724	14,748	22,774	21,152
<i>Enamelled iron ware (c) (III-D)—</i>										
Egypt	1,000	..	3,525	2,438	2,927
United Kingdom	2,313	4,473	..	1,710	..
India—Bombay	2,538	1,035
Straits Settlements	1,020
Other British Possessions	784	205	920	1,885	639
TOTAL, BRITISH EMPIRE	6,635	6,738	4,445	5,533	3,566
Germany	2,135	6,057	4,079	11,606	11,302
Trieste	100,101	60,861
Belgium	2,150	2,531	1,180
Holland
Other Foreign Countries	628	835	175	795	876
Austria	71,793	85,939	77,332
Mossawah	1,670
TOTAL, FOREIGN COUNTRIES	74,556	92,831	83,736	1,15,023	75,889
TOTAL, BRITISH EMPIRE AND FOREIGN COUNTRIES	81,191	99,564	88,181	1,20,556	79,455
<i>Gas mantles (III-D)—</i>										
Other British Possessions	815	72
United Kingdom	1,175	1,135	1,865	..	1,104
TOTAL, BRITISH EMPIRE	1,175	1,135	1,865	815	1,176
Other Foreign Countries	180	15	330	500	..
TOTAL, BRITISH EMPIRE AND FOREIGN COUNTRIES	1,355	1,150	2,195	1,315	1,176
<i>Implements and tools, other than agricultural implements and machine tools (I-D)—</i>										
Egypt	1,334	10,002
United Kingdom	6,001	10,443	8,566	7,427	..
India—Bombay	2,233	1,194	6,136	1,211
Other British Possessions	983	400	53	1,034	149
TOTAL, BRITISH EMPIRE	6,984	14,410	9,813	14,647	11,362
Germany	1,634	3,120	2,271	5,805	1,324
Austria	2,000
U. S. of America	3,658	3,420	4,835	3,981	4,637
Other Foreign Countries	390	970	120	2,062	1,728
Italy	1,275	..
TOTAL, FOREIGN COUNTRIES	5,667	7,510	9,226	13,123	7,689
TOTAL, BRITISH EMPIRE AND FOREIGN COUNTRIES	12,651	21,920	19,039	27,770	19,051
<i>Lamps, metal (g) (III-D) —</i>										
United Kingdom No.	397	879	2,176	2,351	1,376	13,392	6,050	7,907	10,024	11,135
India—Bombay	1,326	..	578	2,432	..	1,007
Other British Possessions	15	102	384	152	134	87	660	610	772	480
Straits Settlements	408	1,000
TOTAL, BRITISH EMPIRE	1,738	1,389	3,138	2,503	1,510	15,961	7,710	9,524	10,796	11,615
Djibouti No.	841	1,015
Italy	552	1,000
Austria	25,372	28,150	21,949	..	1,844	32,532	28,234	22,275	..	1,270
Germany	2,981	8,291	15,716	17,266	5,312	3,695	10,860	17,384	15,672	5,709
Other Foreign Countries	10	360	124	208	181	371	474	320	475	800
United States	8,832	10,944	11,347	20,922	16,180	18,962	18,960	19,337	40,160	80,358
Belgium	2,088	2,100
Trieste	3,342	11,617	3,439	9,168
TOTAL, FOREIGN COUNTRIES	37,195	49,297	52,065	41,738	35,134	55,660	57,578	68,431	59,746	47,296
TOTAL, BRITISH EMPIRE AND FOREIGN COUNTRIES	38,933	49,686	55,203	44,241	36,644	71,521	65,288	72,955	70,542	58,911
<i>Lamps, glass (h) (III D)—</i>										
Straits Settlements
Egypt
India—Bombay
Other British Possession	24	..	12	100	..	104
TOTAL, BRITISH EMPIRE	24	..	12	100	..	104

No. 7—contd.

Total quantities and value of articles imported—contd.

Articles, and countries of consignment.	Quantities.					Value.				
	1924-25.	1925-26.	1926-27.	1927-28.	1928-29.	1924-25.	1925-26.	1926-27.	1927-28.	1928-29.
HARDWARE excluding CUTLERY AND ELECTRO-PLATED WARE—continued.						Rs.	Rs.	Rs.	Rs.	Rs.
<i>Lamps, glass (h) (III-D)—contd.</i>										
Trieste No.				2,841					1,980	
Austria	3,844	7,064	2,460			2,335	2,750	1,650		
United States		432			302	500	250			200
Other Foreign Countries	1,000									
TOTAL, FOREIGN COUNTRIES	4,844	7,496	2,460	2,841	302	2,835	3,000	1,650	1,980	200
TOTAL, BRITISH EMPIRE AND FOREIGN COUNTRIES	4,668	7,496	2,472	2,841	302	2,935	3,000	1,754	1,980	200
<i>Parts of Lamps, other than glass (i) (III-D)—</i>										
Bombay Value										
United Kingdom						1,094	2,115			
Other British Possessions							1,050	1,880	1,482	605
Perim								1,150		
TOTAL, BRITISH EMPIRE						1,094	3,165	3,030	1,482	905
Trieste									4,524	2,260
United States										275
Other Foreign Countries						1,135		920	205	
Austria							1,500	1,174		
Germany										
TOTAL, FOREIGN COUNTRIES						1,135	1,500	2,094	4,729	2,535
TOTAL, BRITISH EMPIRE AND FOREIGN COUNTRIES						2,229	4,665	5,124	6,211	3,440
<i>Safes and strong boxes of metal (g) (III-D)—</i>										
India—Bombay No.	10	7		3	11	2,550	3,136		2,450	1,855
United Kingdom	17		27	13		1,560		3,000	2,833	
Other British Possessions	2	8	4		9	150	1,240	470		1,023
TOTAL, BRITISH EMPIRE No.	29	15	31	16	20	4,260	4,436	3,470	5,283	2,878
Trieste				10	16			1,120	1,340	1,120
Germany			2							
Hodeidah	46		45			5,324	3,795	4,110		
Austria		25								
Kamaran, etc.	5									
Other Foreign Countries		6	2	1	7	1,480	589	170	30	640
United States					5					1,400
Djibouti										
TOTAL, FOREIGN COUNTRIES	51	31	49	20	22	6,804	4,384	5,400	1,370	3,160
TOTAL, BRITISH EMPIRE AND FOREIGN COUNTRIES	80	46	80	36	48	11,064	8,820	8,870	6,653	6,038
<i>Stoves—</i>										
United Kingdom					214					2,126
Other British Possessions	104	170	61	273		1,040	1,635	499	1,199	
Egypt			282					1,450		
Bombay					70					1,035
TOTAL, BRITISH EMPIRE	104	170	293	273	284	1,040	1,635	1,949	1,199	3,161
Trieste				537					1,902	
Austria		220	446				1,136	1,990		
Germany										
Other Foreign Countries	165	111	49	94	273	1,260	665	280	375	2,113
France			300	710	169			2,000	1,600	1,350
Egypt				345	350				2,525	2,555
TOTAL, FOREIGN COUNTRIES	165	331	795	1,686	792	1,260	1,800	4,280	6,402	6,019
TOTAL, BRITISH EMPIRE AND FOREIGN COUNTRIES	269	500	1,088	1,959	1,076	2,300	3,435	6,229	7,601	9,180
<i>Other sorts (h) (III-D)—</i>										
Straits Settlements Value										
Egypt						2,316	6,143	2,628		
Somaliland										1,282
United Kingdom						65,828	1,25,586	1,25,200	1,56,402	70,561
India—Bombay						51,008	40,262	38,894	44,101	28,339
Zanzibar										4,177
Perim						1,209			1,011	
Other British Possessions						608	1,025	1,016	2,126	2,668
Calcutta						1,220		2,616	1,075	3,464
Natal							1,500			
Anglo-Egyptian Sudan									1,110	
TOTAL, BRITISH EMPIRE						1,22,189	1,75,116	1,70,364	2,05,911	1,11,496
Trieste									33,620	18,466
Japan						6,470	4,200	5,818	6,720	7,464
France							2,357	1,805	2,805	1,135
Austria						3,370	7,124	29,610		
Germany						39,901	44,509	44,459	49,537	47,685
Belgium						1,510	5,470	2,963	10,128	3,555
Italy							1,755	2,120	1,281	1,617
United States of America						3,780	2,415	3,341	5,610	3,149
Mossawah						2,480				
Djibouti						2,440	4,760	7,158		3,300
Other Foreign Countries						2,250	569	1,806		2,322
Hodeidah									2,581	
Egypt										3,174
Sweden						5,440			4,920	
Kamaran										1,307
TOTAL, FOREIGN COUNTRIES						67,641	73,159	93,875	1,18,956	93,674
TOTAL, BRITISH EMPIRE AND FOREIGN COUNTRIES						1,89,830	2,48,275	2,69,229	3,24,871	2,05,170
TOTAL, HARDWARE						4,82,858	4,91,681	5,07,334	6,08,292	4,28,053

GENERAL IMPORTS.

SEA-BORNE TRADE.

No. 7—contd.

Total quantities and value of articles imported—contd.

Articles, and countries of consignment.		Quantities.					Value.				
		1924-25.	1925-26.	1926-27.	1927-28.	1928-29.	1924-25.	1925-26.	1926-27.	1927-28.	1928-29.
							Rs.	Rs.	Rs.	Rs.	Rs.
HIDES AND SKINS, RAW—continued.											
<i>Skins, Raw (III)—continued.</i>											
Ras Hafoon	Tons & No.	..	5	2	5	17	..	4,853	2,000	6,045	20,545
Germany	Tons & No.	..	8,590 3	2,800	8,360	27,100	..	3,850
Mossawah	Tons & No.	125	5,040 207	175	225	84	1,46,832	2,31,414	1,95,718	2,47,706	1,02,086
Dunkall Coast	Tons & No.	200,229 123	330,580 228	280,230 250	360,420 245	134,020 279	1,54,205	2,70,480	3,46,498	2,73,693	3,12,554
France	Tons & No.	197,530	364,720 —1	399,600	392,740 22	448,940	..	1,000	1,265	28,175	..
Independent Somali Ports	Tons & No.	.. 48	424 139	1,700 40	34,742 177	207	1,71,169	1,39,926	1,68,565	2,29,520	2,53,947
Italian East Africa	Tons & No.	357,583 72	298,774 103	230,305 32	320,940 33	374,440 49	1,66,813	1,65,759	44,100	57,065	69,761
Belgium	Tons & No.	307,084	376,448	104,590	111,820	140,000
Konfidah	Tons & No.	.. 7	.. 34	.. 14	.. 55	.. 95	6,481	38,496	14,350	49,148	85,850
Jeddah	Tons & No.	11,640	53,580 16	22,480 73	88,380 75	151,700 70	..	19,298	75,968	74,545	77,390
Gaizan	Tons & No.	.. 155	28,160 82	117,240 237	119,500 351	111,300 211	1,52,405	94,557	2,19,609	3,09,272	1,88,087
Kamaran and Fursan	Tons & No.	248,460 2	181,880 82	378,860 114	561,900 123	337,140 81	2,425	79,138	96,968	1,15,718	85,654
Hodeldah	Tons & No.	3,400 502	131,182 499	182,980 361	204,440 464	129,860 521	5,51,681	5,59,398	4,27,969	5,69,484	7,03,527
Mocha	Tons & No.	303,643 254	708,965 311	577,040 259	741,860 337	332,960 315	2,80,481	3,38,395	4,03,006	4,15,686	3,42,553
Arabian Gulf Ports	Tons & No.	414,910 7	504,440 18	414,540 10	539,600 9	504,020 12	7,571	19,269	9,788	10,544	15,641
Egypt	Tons & No.	10,385	26,154	15,640	13,960	19,140	2,166	..
Djibouti and Obokh	Tons & No.	.. 821	.. 806	.. 755	2,127 570	.. 889	12,58,947	10,79,948	10,81,552	11,61,932	14,65,331
Lohia	Tons & No.	1,317,155 2	1,291,346 49	1,208,100 215	967,220 30	1,448,280	2,420	79,985	3,82,769	43,004	..
Austria	Tons & No.	2,850	77,940	348,440	47,400
Italy	Tons & No.
Other Foreign Countries	Tons & No.	.. 1 1	1,290	22	699
United States	Tons & No.	1,840	20	928 1	2,710
TOTAL, FOREIGN COUNTRIES	Tons & No.	2,119	2,580-1	2,538	2,727	2,833	28,97,160	31,84,766	34,70,780	35,03,815	37,21,325
TOTAL BRITISH EMPIRE AND FOREIGN COUNTRIES	Tons & No.	3,876,712	4,428,203	4,288,585	4,515,489	4,663,248	44,98,364	47,68,726	49,62,365	61,42,536	68,00,678
TOTAL, HIDES AND SKINS, RAW	Tons & No.	3,257-5	3,849-4	3,641-8	4,388-2	6,592-4	47,22,740	49,98,545	51,59,470	65,60,166	74,71,262
HOPS (II)—											
United Kingdom	Cwt.
Other British Possessions	Cwt.	4	4	5	6	12	410	281	375	381	674
TOTAL, BRITISH EMPIRE	Cwt.	4	4	5	6	12	410	281	375	381	674
Other Foreign Countries	Cwt.
TOTAL, FOREIGN COUNTRIES	Cwt.
TOTAL, BRITISH EMPIRE AND FOREIGN COUNTRIES	Cwt.	4	4	5	6	12	410	281	375	381	674
HORN, TIPS, AND PIECES OF HORN, AND HORN MEAL (II S)—											
Egypt	Cwt.
Other British Possessions	Cwt.	..	4	160
TOTAL, BRITISH EMPIRE	Cwt.	..	4	1,710	160
Djibouti	Cwt.	18
Independent Somali Ports	Cwt.
Italian East Africa	Cwt.
Other Foreign Countries	Cwt.	8	1	2	362	125	350
TOTAL, FOREIGN COUNTRIES	Cwt.	21	1	2	2,072	125	350
TOTAL, BRITISH EMPIRE AND FOREIGN COUNTRIES	Cwt.	21	5	2	2,072	285	350

GENERAL IMPORTS.

No. 7—contd.

Total quantities and value of articles imported—contd.

Articles, and countries of consignment.	Quantities.					Value.				
	1924-25.	1925-26.	1926-27.	1927-28.	1928-29.	1924-25.	1925-26.	1926-27.	1927-28.	1928-29.
INSTRUMENTS, APPARATUS, AND APPLIANCES AND PARTS THEREOF— Electrical, other than telegraphic and telephonic not being machinery— Electric fans and parts thereof (a)						Rs.	Rs.	Rs.	Rs.	Rs.
(III. D)—							18,472	18,980	23,427	23,879
United Kingdom Value	1,264	1,240
Bombay	470	850	540
Other British Possessions
TOTAL, BRITISH EMPIRE .. Value	470	14,322	19,470	24,691	25,119
Belgium	1,840	..
Other Foreign Countries	200	..	50	435	1,810
Germany	26,760
U. S. of America	1,650
TOTAL, FOREIGN COUNTRIES	200	..	26,810	2,275	3,460
TOTAL, BRITISH EMPIRE AND FOREIGN COUNTRIES .. Value	670	14,322	4,680	26,966	28,579
(c) Electric glow lamps—							470	200	300	..
Other British Possessions .. Nos.	..	480	6	144
TOTAL, BRITISH EMPIRE	480	6	144	470	200	300	..
Other Foreign Countries
TOTAL, FOREIGN COUNTRIES
TOTAL, BRITISH EMPIRE AND FOREIGN COUNTRIES .. Nos.	..	480	6	144	470	200	300	..
Electric lamp other sorts (III D)—							1,672	1,312	5,579	2,970
United Kingdom Value	..	209	2,446	1,076	1,498	..	314	930	..	400
Other British Possessions	968	752	..	8	1,280
Egypt	24	64
TOTAL, BRITISH EMPIRE	1,201	3,262	1,076	1,506	..	1,986	3,522	7,409	2,072
Italy	168	..	1,500	788
Other Foreign Countries	375	1,620	82	352	..	200	1,882	424	2,045
Germany
TOTAL, FOREIGN COUNTRIES	375	1,620	82	520	..	1,700	1,882	424	2,838
TOTAL, BRITISH EMPIRE AND FOREIGN COUNTRIES	1,576	4,882	1,158	2,026	..	3,686	4,002	9,291	6,203
Bare Copper wire Electrolytic other than telegraph and telephone wires—								4,019
United Kingdom Value
Other Foreign Countries
TOTAL, BRITISH EMPIRE AND FOREIGN COUNTRIES	4,019
Telegraph and telephone wires and cables—						260	2,436	5,987	420	..
Other British Possessions .. Value
United Kingdom
TOTAL, BRITISH EMPIRE	260	2,436	5,987	420	..
(1) Telegraph and telephone instruments and apparatus—							938	3,024
Other British Possessions .. Value
United Kingdom
(2) Other Foreign Countries .. Value	456
TOTAL, FOREIGN COUNTRIES Value	456
TOTAL, BRITISH EMPIRE AND FOREIGN COUNTRIES .. Value	938	3,480
TOTAL, BRITISH EMPIRE	3,024
Electric wire and cables, other sorts—										
United Kingdom Value
Other British Possessions
TOTAL, BRITISH EMPIRE
Other Foreign Countries
TOTAL, FOREIGN COUNTRIES
TOTAL, BRITISH EMPIRE AND FOREIGN COUNTRIES .. Value
Electric wires and cables—							15,425	14,819	13,154	12,248
(f) Rubber, insulated—							580	115	140	..
United Kingdom Value
Other British Possessions
TOTAL, BRITISH EMPIRE	16,005	14,934	13,294	12,248
Other Foreign Countries	405	500
TOTAL, FOREIGN COUNTRIES	405	500
TOTAL, BRITISH EMPIRE AND FOREIGN COUNTRIES	13,699	12,808
(g) Insulations, other than rubber—								570	573	2,341
Other British Possession
United Kingdom
TOTAL, BRITISH EMPIRE	570	573	2,341
Other Foreign Countries	450	549	145	..
TOTAL, FOREIGN COUNTRIES	450	549	145	..
TOTAL, BRITISH EMPIRE AND FOREIGN COUNTRIES	16,455	15,483	718	2,841
Batteries (III—D)—						168	858	82	..	528
Other British Possessions
United Kingdom	1,256	..	1,164	1,212	3,650
TOTAL, BRITISH EMPIRE	1,419	858	1,246	1,212	4,178

GENERAL IMPORTS.

SEA-BORNE TRADE.

No. 7—contd.

Total quantities and value of articles imported—contd.

Articles, and countries of consignment.	Quantities.					Value.				
	1924-25.	1925-26.	1926-27.	1927-28.	1928-29.	1924-25.	1925-26.	1926-27.	1927-28.	1928-29.
INSTRUMENTS, APPARATUS, AND APPLIANCES AND PARTS THEREOF—continued.										
Batteries—(III-D)—										
France Value
Other Foreign Countries	350	325	945	900	1,410
United States of America
TOTAL, FOREIGN COUNTRIES	350	325	945	900	1,410
TOTAL, BRITISH EMPIRE AND FOREIGN COUNTRIES	1,769	1,183	2,191	2,112	6,588
Electric lighting accessories and fittings including switches—										
United Kingdom	6,582	10,946	1,701	9,178
Other British Possessions	230	750	850	100
TOTAL, BRITISH EMPIRE	6,812	11,696	2,551	9,278
Other Foreign Countries	50	830	180	405
TOTAL, FOREIGN COUNTRIES	50	830	180	405
TOTAL, BRITISH EMPIRE AND FOREIGN COUNTRIES	6,862	12,526	2,731	9,683
Interior fittings—										
Other British Possessions
TOTAL, BRITISH EMPIRE
Not Unenumerated—(III-D)—										
United Kingdom	15,677	38,894
Other British Possessions	200
Bombay	4,100
TOTAL, BRITISH EMPIRE	15,877	37,994
United States of America
Other Foreign Countries	852	730
TOTAL, FOREIGN COUNTRIES	852	730
TOTAL, BRITISH EMPIRE AND FOREIGN COUNTRIES	16,729	38,724
Accumulators (including parts), Other British Possessions	58
TOTAL, BRITISH EMPIRE .. Value
France	58
TOTAL, FOREIGN COUNTRIES	1,145
TOTAL, BRITISH EMPIRE AND FOREIGN COUNTRIES .. Value	1,145
Electrical instrument other than telegraphic and telephonic—										
Other British Possessions .. Value	400	1,208
TOTAL, BRITISH EMPIRE	400
Meters—										
United Kingdom	8,330	11,846	8,314	1,241
TOTAL, BRITISH EMPIRE	8,330	11,846	8,314	1,241
Other Foreign Countries
TOTAL, FOREIGN COUNTRIES
TOTAL, BRITISH EMPIRE AND FOREIGN COUNTRIES	180	838	1,000
Other sorts (a) (III-D)—										
United Kingdom	1,650
India—Bombay
Other British Possessions
TOTAL, BRITISH EMPIRE	1,650
Electro medical apparatus (including X ray apparatus, (III-D).—										
Other British Possession .. Value	660	190	..
TOTAL BRITISH EMPIRE	660	190	..
Djibouti
Other Foreign Countries
TOTAL, FOREIGN COUNTRIES
TOTAL, BRITISH EMPIRE AND FOREIGN COUNTRIES	1,650	..	190	..
Parts and accessories of Electric lamp—										
Egypt Value	1,650	6,550	1,156	..
Bombay	34,082	19,792	18,796	10,005
United Kingdom	498	270	658	531
Other British Possessions
TOTAL BRITISH EMPIRE	36,240	26,612	15,605	10,536
Germany	6,892	1,650	1,280
France	2,700
Italy	1,340	1,518	..	2,540
Other Foreign Countries	60	2,668	1,068	3,478
Treatie	1,416	1,045
TOTAL, FOREIGN COUNTRIES	3,100	18,378	4,168	8,343
TOTAL, BRITISH EMPIRE AND FOREIGN COUNTRIES	39,340	39,990	19,768	18,879
MUSICAL—										
Organs and Harmoniums complete (b) (III-D)—										
United Kingdom No.	..	5	..	4	1,930	..	1,490	..
Egypt
Other British Possessions	1	2	1	..	7	80	271	150	..	340
TOTAL, BRITISH EMPIRE	1	7	1	4	7	80	2,201	150	1,490	340
France
Sweden
Other Foreign Countries	6	..	1	1	..	1,000	..	90	350	..
TOTAL, FOREIGN COUNTRIES	6	..	1	1	..	1,000	..	90	350	..
TOTAL, BRITISH EMPIRE AND FOREIGN COUNTRIES	7	7	2	5	7	1,080	2,201	240	1,840	340

GENERAL IMPORTS.

No. 7—contd.

Total quantities and value of articles imported—contd.

Articles, and countries of consignment.	Quantities.					Value.				
	1924-25	1925-26.	1926-27.	1927-28.	1928-29.	1925-26.	1926-27.	1927-28.	1928-29.	
						Rs.	Rs.	Rs.	Rs.	Rs.
MUSICAL—continued.										
Pianos and Piano players complete (b 4)										
<i>(III-D)—</i>										
Zanzibar No.
Gibraltar "
United Kingdom "	2	2	4	1,150	3,600	1,820
Bombay "	1
Other British Possessions "	1	1	..	2	1	508	770	800	1,400	400
TOTAL, BRITISH EMPIRE "	1	1	3	4	5	508	770	1,450	5,000	2,220
Italian East Africa No.	1,100	700
Other Foreign Countries "	2	1	1	500
TOTAL, FOREIGN COUNTRIES "	2	1	1	1,100	700	500
TOTAL, BRITISH EMPIRE AND FOREIGN COUNTRIES "	1	1	5	5	6	350	770	2,550	5,700	2,720
Talking machines and accessories (b 46)										
<i>(III-D)—</i>										
United Kingdom No.	54	66	82	279	294	3,033	4,029	5,566	19,376	19,793
Other British Possessions "	3	10	5	12	2	99	737	330	730	100
TOTAL BRITISH EMPIRE "	57	76	87	291	296	3,132	4,766	5,896	20,106	19,893
France No.	12	1,000
Other Foreign Countries "	20	5	7	8	15	740	340	325	380	359
U. S. of America "	31	1,075
TOTAL, FOREIGN COUNTRIES "	32	5	7	8	46	1,740	340	325	380	1,434
TOTAL, BRITISH EMPIRE AND FOREIGN COUNTRIES "	89	81	94	299	342	4,872	5,106	6,221	20,486	21,327
Records—(III-D)—										
United Kingdom No.	1,985	707	1,627	3,351	4,086	3,540	1,554	3,884	7,145	7,285
Bombay "
Other British Possessions "	109	192	186	323	576	400
TOTAL, BRITISH EMPIRE "	1,985	707	1,826	3,543	4,222	3,540	1,554	4,207	7,721	7,685
Other Foreign Countries "	200	..	86	288	301	250	..	100	270	504
TOTAL, FOREIGN COUNTRIES "	200	..	86	288	301	250	..	100	270	504
TOTAL, BRITISH EMPIRE AND FOREIGN COUNTRIES "	2,185	707	1,862	3,831	4,523	3,790	1,554	4,307	7,991	8,139
Accessories—(III D)—										
Other British Possessions .. Value	227	50	227	229	498
TOTAL, BRITISH EMPIRE "	227	50	227	229	498
Other Foreign Countries "	367	200
TOTAL, FOREIGN COUNTRIES "	367	200
TOTAL, BRITISH EMPIRE AND FOREIGN COUNTRIES "	594	50	227	229	698
Other sorts including parts of musical instruments (b 47) (III-D)—										
Egypt Value
United Kingdom "
India—Bombay "	3,472	2,949	2,735	1,581
Other British Possessions "	1,215	..	325	525
TOTAL, BRITISH EMPIRE "	744	4,687	2,949	3,060	2,106
Trieste "	1,000
Mosawah "	1,000
Other Foreign Countries "	20	280	..	611	1,196
Germany "	1,573	1,349	..
TOTAL, FOREIGN COUNTRIES "	2,593	230	..	1,960	2,196
TOTAL, BRITISH EMPIRE AND FOREIGN COUNTRIES "	3,337	4,917	2,949	5,020	4,302
Optical (b 48) (III-D)—										
United Kingdom Value	60	2,205	1,349
Other British Possessions "	135	950	200	283
Madras "	1,600
TOTAL, BRITISH EMPIRE "	2,200	135	950	2,405	1,632
Egypt "	1,800
United States of America "	2,000
Other Foreign Countries "	150	1,019	1,246	282
Germany "	1,410	1,400
TOTAL, FOREIGN COUNTRIES "	2,000	1,560	1,019	1,246	3,482
TOTAL, BRITISH EMPIRE AND FOREIGN COUNTRIES "	4,200	1,695	1,969	3,651	5,114
Photographic—Cinematograph films—										
United Kingdom .. Length in feet	76,500	172,505	3,48,800	298,000	..	5,700	3,980	4,420	3,850	..
TOTAL, BRITISH EMPIRE "	76,500	172,505	3,48,800	298,000	..	5,700	3,980	4,420	3,850	..
Other Foreign Countries "	2,520	500	2,975	180	120	595
Djibouti "	..	99,379	5,500
TOTAL, FOREIGN COUNTRIES "	2,520	99,379	..	500	2,975	180	5,500	..	120	595
TOTAL, BRITISH EMPIRE AND FOREIGN COUNTRIES "	79,020	271,884	3,48,800	298,500	2,975	5,880	9,480	4,420	3,970	595

GENERAL IMPORTS.

SEA-BORNE TRADE.

No. 7—contd.

Total quantities and value of articles imported—contd.

Articles, and countries of consignment.	Quantities					Value.				
	1924-25.	1925-26.	1926-27.	1927-28.	1928-29.	1924-25.	1925-26.	1926-27.	1927-28.	1928-29.
PHOTOGRAPHIC—contd.										
<i>Photographic (d) (III-D)—</i>						Rs.	Rs.	Rs.	Rs.	Rs.
United Kingdom .. Value	1,471	1,782	4,313
Other British Possessions .. "	646	509	..	1,075	477
TOTAL, BRITISH EMPIRE .. "	2,117	2,291	1,217	1,075	4,790
Egypt .. Value	1,100	..	3,000	..
France .. "
Djibuti .. "
Other Foreign Countries .. "	1,066	..	5	..	1,010
United States of America .. "
Germany .. "
TOTAL, FOREIGN COUNTRIES .. "	1,666	1,155	5	3,000	1,010
TOTAL, BRITISH EMPIRE AND FOREIGN COUNTRIES Value	3,783	3,446	1,222	4,075	5,800
<i>Scientific and Philological (e) (III-D)—</i>										
Egypt .. Value
United Kingdom .. "
Bombay .. "	2,954	1,777	2,198	4,092	1,582
Other British Possessions .. "
Malta .. "	200	182
TOTAL, BRITISH EMPIRE .. Value	2,954	1,977	2,198	4,092	1,764
United States .. Value	1,400
Other Foreign Countries .. "	400	816
TOTAL, FOREIGN COUNTRIES Value	400	2,216
TOTAL, BRITISH EMPIRE AND FOREIGN COUNTRIES .. Value	2,954	1,977	2,198	4,492	3,980
<i>Surgical (f) (III-D)—</i>										
Bombay .. Value	2,060
United Kingdom .. "	2,274
Other British Possessions .. "	2,642	790	579	491	..
TOTAL, BRITISH EMPIRE .. Value	2,642	790	579	491	4,334
Wireless Apparatus .. Value
Other British Possessions .. "	400
TOTAL, BRITISH EMPIRE .. Lbs.	400
Austria .. Value	1,000
United States of America .. "	350	1,000
Other Foreign Countries .. "	150	68
TOTAL, FOREIGN COUNTRIES Value	150	1,000	350	1,068
TOTAL, BRITISH EMPIRE AND FOREIGN COUNTRIES .. Value	2,642	940	1,579	841	5,402
<i>Other kinds (g) (III-D)—</i>										
Perim .. Value
Bombay .. "
United Kingdom .. "	1,188	..
Calcutta .. "
Other British Possessions .. "	296	726	961	..	771
TOTAL, BRITISH EMPIRE .. Value	296	726	961	1,188	771
Other, Foreign Countries .. Value	15	1,075	545	849	40
TOTAL, FOREIGN COUNTRIES Value	15	1,075	545	849	40
TOTAL, BRITISH EMPIRE AND FOREIGN COUNTRIES .. Value	311	1,801	1,506	2,037	811
TOTAL VALUE OF INSTRUMENTS Value	57,145	1,66,146	1,79,428	1,32,586	149,633
Ivory—										
<i>Unmanufactured (II-S)—</i>										
Suakin, etc. .. Lbs	112	400
Other British Possessions .. "
TOTAL, BRITISH EMPIRE .. Lbs.	112	400
Mocha .. Lbs
Massowah .. "	280	448	..	168	..	1,300	1,500	..	1,500	..
Italian East Africa .. "
Jeddah .. "
Djibouti .. "	27,363	11,060	15,848	5,320	17,920	2,50,300	87,800	98,510	82,260	1,03,600
Galzan .. "
Other Foreign Countries .. "	42	54	112	200	800	700
TOTAL, FOREIGN COUNTRIES Lbs.	27,690	11,592	15,960	5,488	17,920	2,51,800	89,600	99,210	83,760	1,03,600
TOTAL, BRITISH EMPIRE AND FOREIGN COUNTRIES .. Lbs.	27,802	11,592	15,960	5,488	17,920	2,52,200	89,600	99,210	83,760	1,03,600
<i>Manufactured (III-V)—</i>										
Egypt .. Value
Other British Possessions .. "	900	30	1,080	1,445	1,265
TOTAL, BRITISH EMPIRE .. Value	900	30	1,080	1,445	1,265
Japan .. Value	1,808	1,450	1,300	1,868	..
Other Foreign Countries .. "	1,080	985
China .. "
TOTAL, FOREIGN COUNTRIES Value	1,808	1,450	1,300	2,948	985
TOTAL, BRITISH EMPIRE AND FOREIGN COUNTRIES .. Value	2,708	1,480	2,380	4,393	2,250

GENERAL IMPORTS.

No. 7—contd.

Total quantities and value of articles imported—contd.

Articles, and countries of consignment.	Quantities.					Value.				
	1924-25.	1925-26.	1926-27.	1927-28.	1928-29.	1924-25.	1925-26.	1926-27.	1927-28.	1928-29.
						Rs.	Rs.	Rs.	Rs.	Rs.
JEWELLERY (NOT BEING IMITATION JEWELLERY) excluding PRECIOUS STONES AND PEARLS UNSET, ALSO PLATE OF GOLD AND SILVER—										
<i>Jewellery (a) (III-V)—</i>										
Bombay	1,140
Straits Settlements
United Kingdom
Other British Possessions
Egypt
TOTAL, BRITISH EMPIRE .. Value	1,140
Cairo
Djibouti	227	..	570	403	..
Other Foreign Countries
Egypt
TOTAL, FOREIGN COUNTRIES Value	227	..	570	403	..
TOTAL, BRITISH EMPIRE AND FOREIGN COUNTRIES .. Value	227	1,140	570	403	..
<i>Plats of Gold and Silver (b) (III-V)—</i>										
Zanzibar	1,000	4,000	2,335
Bombay
Straits Settlements	1,500
United Kingdom	1,025	1,498	2,187	2,533	2,200
Other British Possessions	650	800
TOTAL BRITISH EMPIRE .. Value	1,025	3,648	3,787	6,533	5,335
Hodudoh	3,400
Austria
Other Foreign Countries	100	650	..
TOTAL, FOREIGN COUNTRIES Value	100	650	3,400
TOTAL, BRITISH EMPIRE AND FOREIGN COUNTRIES .. Value	1,125	3,648	3,787	7,183	8,735
LAG—										
<i>Stick and Seed (II-D)—</i>										
Other British Possessions .. Cwt.
TOTAL, BRITISH EMPIRE .. Cwt.
<i>Shell, and Button (II-B.)</i>										
Other Foreign Countries .. Cwt.
TOTAL, FOREIGN COUNTRIES Cwt.
TOTAL BRITISH EMPIRE AND FOREIGN COUNTRIES .. Cwt.
LEATHER—										
<i>Hides, tanned or dressed. III-F)—</i>										
Madras	12	1	2	14	10	17,300	3,000	3,450	27,700	13,100
.. .. .	2,240	180	440	2,820	19,00					
India—Bombay	22	29	22	28	21	23,420	32,327	33,680	30,950	30,645
.. .. .	1,848	5,841	4,480	4,640	4,100					
Other British Possessions	8	..	37	1	940	800	450	58,650	680
.. .. .	135	80	1	7,480	100					
Karachi	120
..					
TOTAL, BRITISH EMPIRE .. {Tons & No.	35	30-8	25	..	32	41,600	36,027	37,580	..	44,425
.. .. .	6,728	6,101	5,040	..	6,100					
Other Foreign Countries	1	..	-4	250	..	80
..	160	..	40					
Jeddah	250
..	1					
TOTAL FOREIGN COUNTRIES {Tons & No.	160	..	-4	250	..	80
..	160	..	40					
TOTAL, BRITISH EMPIRE AND FOREIGN COUNTRIES {Tons & No.	35	30-8	26	37	32-4	41,600	36,027	37,830	58,650	44,505
.. .. .	6,728	6,101	5,200	7,480	6,140					

No. 7—*contd.*

Total quantities and value of articles imported—*contd.*

Articles, and countries of consignment.	Quantities.					Value.				
	1924-25.	1925-26.	1926-27.	1927-28.	1928-29.	1924-25.	1925-26.	1926-27.	1927-28.	1928-29.
LEATHER—continued.										
<i>Skins, tanned or dressed (III, I)—</i>										
India—Bombay : .. { Tons & No.	1	—5	1,425	2,000
Straits Settlements .. { Tons & No.	2,080	400
Madras { Tons & No.	—3	—5	1,800	1,000	..
Ceylon { Tons & No.	..	2	1,525	1,000
Other British Possessions .. { Tons & No.	..	—4	—1	..	300	..	100	100
TOTAL, BRITISH EMPIRE .. { Tons & No.	1-2	—6	—3	—5	—1	2,950	1,300	1,800	1,100	2,100
Jeddah { Tons & No.	1	..	1	2	1	2,700	..	3,120	5,240	4,200
Other Foreign Countries .. { Tons & No.	1	1	1	1	1	478	1,122	905	930	30
Konfidah { Tons & No.	..	2	3,800
Galzan { Tons & No.	..	3,200
Italian East Africa .. { Tons & No.
Massowah { Tons & No.	..	—7	1	..	1,020	2,200
TOTAL, FOREIGN COUNTRIES { Tons & No.	2	3-7	1	3	2-1	3,178	5,042	4,025	6,170	6,430
TOTAL, BRITISH EMPIRE AND FOREIGN COUNTRIES. { Tons & No.	3-2	3-13	2-3	3-5	3-1	6,128	7,242	5,825	7,270	8,530
TOTAL, HIDES AND SKINS, TANNED OR DRESSED. { Tons & No.	38-2	34-1	28-3	40-5	34-4 1/2	47,753	48,269	48,655	65,920	53,035
<i>Unwrought (III-I)—</i>										
Other British Possessions .. Cwt.	1	150
TOTAL, BRITISH EMPIRE .. Cwt.	1	150
Djibouti Cwt.
Other Foreign Countries .. Cwt.
TOTAL, FOREIGN COUNTRIES .. Cwt.
TOTAL, BRITISH EMPIRE AND FOREIGN COUNTRIES .. Cwt.	1	150
LEATHER CLOTH—(III-I)										
Other British Possessions .. Cwt.	8	2	7	8	557	935	410	725	357	768
TOTAL, BRITISH EMPIRE .. Cwt.	8	2	7	8	557	935	410	725	357	768
Other Foreign Countries .. Cwt.	2	205
TOTAL, FOREIGN COUNTRIES .. Cwt.	2	205
TOTAL, BRITISH EMPIRE AND FOREIGN COUNTRIES .. Cwt.	8	2	9	8	557	935	410	930	357	768
<i>Manufactures EXCLUDING boots and shoes and belting for machinery (a)—</i>										
<i>Bags and Trunks (III-I)—</i>										
Bombay Cwt.	..	9	..	24	14	..	1,215	..	2,390	1,280
United Kingdom .. Cwt.	11	..	11	22	23	1,209	..	1,555	3,080	1,688
Other British Possessions .. Cwt.	1	8	5	84	801	860
TOTAL, BRITISH EMPIRE .. Cwt.	12	17	16	46	37	2,963	2,016	1,945	5,470	2,968
Other Foreign Countries .. Cwt.	2	5 1/2	7	6	8	485	24	867	630	485
Japan Cwt.	1,087
TOTAL, FOREIGN COUNTRIES .. Cwt.	2	5 1/2	7	6	8	485	1,111	867	630	485
TOTAL, BRITISH EMPIRE AND FOREIGN COUNTRIES .. Cwt.	14	22 1/2	23	52	45	3,448	3,127	2,812	6,100	3,448

GENERAL IMPORTS.

SEA-BORNE TRADE.

No. 7—contd.

Total quantities and value of articles imported—contd.

Articles, and countries of consignment.	Quantities.					Value.				
	1924-25.	1925-26.	1926-27.	1927-28.	1928-29.	1924-25.	1925-26.	1926-27.	1927-28.	1928-29.
LIQUORS—continued.										
<i>Older and other fermented liquors (I-D)—</i>										
Other British Possessions .. Gals.	39	36	64	190	22	Rs.	Rs.	Rs.	Rs.	Rs.
United Kingdom	368	308	234	1,331	250
TOTAL, BRITISH EMPIRE	39	36	64	190	22	368	308	234	1,331	250
Other Foreign Countries	8	40	..
TOTAL, FOREIGN COUNTRIES	8	40	..
TOTAL, BRITISH EMPIRE AND FOREIGN COUNTRIES	39	36	64	198	22	368	308	234	1,371	250
<i>Spirit, Brandy (a) (I-D)—</i>										
In Bottle—										
Egypt
United Kingdom	416	419	101	80	202	6,683	134	1,081	2,083	3,608
Gibraltar	389	325	74	59	155
Bombay	168	110
Other British Possessions	261	176	90	10	..	1,094	1,521
.. ..	98	38
.. ..	141	27	148	6	..	1,211	478	612	380	..
TOTAL, BRITISH EMPIRE	689	562	191	90	202	9,588	8,132	2,593	2,463	3,608
.. ..	714	528	222	65	155
France	411	..	1,066	808	4,444	5,023	..	10,130	8,507	9,448
Holland	334	252	929	701	713	2,301	1,640
Spain	342
Egypt	359	249
Germany
Other Foreign Countries	256	133	3,453	1,346
.. ..	304	104	95	74	83
.. ..	48	96
.. ..	50	75	68	56	79	200	1,138	1,052	635	968
TOTAL, FOREIGN COUNTRIES	1,057	481	1,161	882	4,527	10,976	4,624	11,182	9,142	10,416
.. ..	1,047	428	997	757	792
TOTAL, BRITISH EMPIRE AND FOREIGN COUNTRIES	1,749	1,043	1,852	972	4,729	20,56	12,757	3, 55	11,605	14,024
.. ..	1,761	956	1,219	822	947
SPRIT—										
<i>Brandy—</i>										
In Bulk—										
Other Foreign Countries	189	144	948	505	..
France	369	226	165	257	..	2,406	1,345
TOTAL, FOREIGN COUNTRIES	369	189	144	257	..	2,406	948	505	1,345
..	302	226	165	302
In Bulk—										
Other British Possessions	27	290
TOTAL, BRITISH EMPIRE	27	290
..	27
..	33
TOTAL, BRITISH EMPIRE AND FOREIGN COUNTRIES	216	144	257	1,238	505	1,345
..	259	165	302
SPRIT—										
<i>Gin (b) (I-D)—</i>										
United Kingdom	932	921	775	871	847	8,754	9,042	7,223	8,810	9,999
Gibraltar	824	824	690	696	647
Bombay	142	1,813
Egypt	115
Other British Possessions	27	68	..	4	..	275	840	..	44	..
.. ..	21	50	..	3
TOTAL, BRITISH EMPIRE	1,101	989	775	875	847	10,842	9,882	7,223	8,868	9,999
.. ..	960	874	690	699	647
Holland	18
Other Foreign Countries	4	15	45	234
TOTAL, FOREIGN COUNTRIES	5	18	45	234
..	3	15
TOTAL, BRITISH EMPIRE AND FOREIGN COUNTRIES	1,101	989	775	880	865	10,842	9,882	7,223	8,908	10,233
.. ..	960	874	690	702	662
Gin (b) (I-D)—										
In Bulk—										
Other British Possession	63	111	410	885	..
TOTAL, BRITISH EMPIRE	63	111	410	885	..

No. 7—*contd.*

Total quantities and value of articles imported—*contd.*

Articles, and countries of consignment.	Quantities.					Value.				
	1924-25.	1925-26.	1926-27.	1927-28.	1928-29.	Rs.	Rs.	Rs.	Rs.	Rs.
Liquors—<i>continued.</i>										
Spirit—<i>continued.</i>										
Liquors (c) (I-D)— (In Bottle)—										
Egypt	Gals.
Bombay
United Kingdom	44	77	57	65	..	1,262	1,017	1,507	2,448
Ceylon
Other British Possessions	49	86	11	3	2	1,717	925	567	105
TOTAL, BRITISH EMPIRE	49	80	88	60	67	1,717	2,187	2,484	1,612
France
Other Foreign Countries	27	38	51	26	24	590	686	612	447
TOTAL, FOREIGN COUNTRIES	27	38	51	26	24	590	686	612	447
TOTAL, BRITISH EMPIRE AND FOREIGN COUNTRIES	76	118	139	86	91	2,307	2,873	3,096	2,059
Rum (d) (I-D)— (In Bottle)—										
Bombay	L. Gals.
.. .. .	P.
Egypt	L. Gals.
.. .. .	P.
United Kingdom	L. Gals.
.. .. .	P.
Mauritius	L. Gals.
.. .. .	P.
Other British Possessions	L. Gals. ..	109	91	170	22	150	821	713	1,787	117
.. .. .	P. ..	156	121	241	30	224
TOTAL, BRITISH EMPIRE	L. Gals. ..	109	91	170	22	150	821	713	1,787	117
.. .. .	P. ..	156	121	241	30	224
Germany	L. Gals.
.. .. .	P.
Other Foreign Countries	L. Gals. ..	50	1	1	800	62
.. .. .	P. ..	58	1	1
TOTAL, FOREIGN COUNTRIES	L. Gals. ..	50	1	1	800	62
.. .. .	P. ..	58	1	1
TOTAL, BRITISH EMPIRE AND FOREIGN COUNTRIES	L. Gals. ..	159	91	170	23	151	1,121	713	1,787	179
.. .. .	P. ..	209	121	241	31	225
Rum (d) (I-D)— In Bulk—										
Other British Possessions	L. Gals.	49	170
.. .. .	P.	53
TOTAL BRITISH EMPIRE	L. Gals.	49	170
.. .. .	P.	53
Whisky (e) (I-D)— (In Bulk).										
United Kingdom	L.	68	506	327	167	..	1,886	10,775	6,786
.. .. .	P.	65	514	338	161
TOTAL, BRITISH EMPIRE	L. and P.	68	506	327	167	..	1,886	10,775	6,786
.. .. .	P.	65	514	338	161
Whisky (e) (I-D)— (In Bottle)										
United Kingdom	L. Gals. ..	3,286	35	2,420	1,947	2,529	62,077	85,360	48,738	38,769
.. .. .	P. ..	2,667	578	1,852	1,641	1,910
Ceylon	L. Gals.
.. .. .	P.
Gibraltar	L. Gals.
.. .. .	P.
Egypt	L. Gals.
.. .. .	P.
Bombay	L. Gals. ..	46	1,167
.. .. .	P. ..	43
Other British Possessions	L. Gals. ..	24	7	..	6	4	500	245	..	132
.. .. .	P. ..	18	6	..	5	3
TOTAL, BRITISH EMPIRE	L. Gals. ..	3,356	3,242	2,420	1,953	2,533	63,744	85,605	48,738	38,901
.. .. .	P. ..	2,733	2,594	1,852	1,646	1,913
Other Foreign Countries	L. Gals.	10	25	200
.. .. .	P.	7	100
Mossawah	L. Gals.
.. .. .	P.
TOTAL, FOREIGN COUNTRIES	L. Gals.	10	25	200
.. .. .	P.	7	100
TOTAL, BRITISH EMPIRE AND FOREIGN COUNTRIES	L. Gals. ..	3,356	3,242	2,420	1,963	2,558	63,744	85,605	48,738	39,101
.. .. .	P. ..	2,733	2,594	1,852	1,653	1,913

No. 7—*contd.*

Total quantities and value of articles imported—*contd.*

Articles, and countries of consignment.	Quantities					Value.				
	1924-25.	1925-26.	1926-27.	1927-28.	1928-29.	1924-25.	1925-26.	1926-27.	1927-28.	1928-29.
LIQUORS—<i>continued.</i>						Rs.	Rs.	Rs.	Rs.	Rs.
SPRITS—<i>continued.</i>										
<i>Spirits present in Drugs, Medicines or Chemical (f) (III O)— (In Bottle)</i>										
Other British Possessions { L. Gals. 5			5	182
.. { P. " 6			6
United Kingdom { L. Gals. 34 55 }	34	55	1,584	2,164
.. { P. " 35	35
TOTAL, BRITISH EMPIRE .. { L. Gals. 34 55 }	34	55	5	1,584	2,164	182
.. { P. " 35	35	6
Other Foreign Countries { L. Gals. 4 2 }	4	2	265	14
.. { P. " 2	2
TOTAL, FOREIGN COUNTRIES .. { L. Gals. 4 2 }	4	2	265	14
.. { P. " 2	2
TOTAL, BRITISH EMPIRE AND FOREIGN COUNTRIES .. { L. Gals. 38 57 }	38	57	5	1,799	2,178	182
.. { P. " 37	37	6
<i>Spirits perfumed (III V)—(In Bottle)</i>										
Bombay L. Gals.	600
United Kingdom	8	490	550
Other British Possessions	16	9	..	8	11	1,295	181
TOTAL, BRITISH EMPIRE	16	9	8	8	11	1,295	181	600	490	550
Germany	20	38	1,178	2,357
France	18	1,407	..
Other Foreign Countries	19	1	61	4	14	907	49	1,225	147	859
D'Jibouti	2	80
TOTAL, FOREIGN COUNTRIES	19	1	63	42	47	907	49	1,255	2,727	3,216
TOTAL, BRITISH EMPIRE AND FOREIGN COUNTRIES.	35	10	71	50	58	2,202	230	1,855	3,207	3,766
<i>Spirit, methylated (III E)— (In Bottle)</i>										
Bombay	897	750	1,550	1,173
Calcutta
Other British Possessions	280	521	123	488	553	418	824	293	750	938
United Kingdom
TOTAL, BRITISH EMPIRE	1,097	1,271	123	488	553	1,968	1,997	293	750	938
<i>Spirit, methylated (III E)— In Bulk</i>										
Other British Possessions L. Gals.	300	..	40	400	..	95
TOTAL BRITISH EMPIRE L. gals.	300	..	40	400	..	95
<i>Other sorts (f) (I D)— (In Bottle)</i>										
Zanzibar Gals.
United Kingdom { L. Gals. 204 152 }	204	152	237	155	172	10,891	8,427	9,907	5,609	3,839
.. { P. " 141	141	192	92	135
Other British Possessions .. Gals.	4	..	2	1	3	294	..	225	10	124
.. { P. " 2	2	1	3
TOTAL, BRITISH EMPIRE .. { L. Gals. 208 152 }	208	152	239	156	175	11,185	8,427	10,132	5,619	3,963
.. { P. " 141	141	194	93	138
Other Foreign Countries { L. Gals. 4 3 }	4	3	2	10	20	200	245	166	655	550
.. { P. " 3	3	2	9	6
TOTAL, FOREIGN COUNTRIES .. { L. Gals. 4 3 }	4	3	2	10	20	200	245	166	655	550
.. { P. " 3	3	2	9	6
TOTAL, BRITISH EMPIRE AND FOREIGN COUNTRIES .. { L. Gals. 212 155 }	212	155	241	166	195	11,385	8,672	10,298	6,274	9,513
.. { P. " 144	144	196	102	144
TOTAL, SPIRITS (INCLUDING SPIRITS PERFUMED) .. { L. Gals. 7,823 7,408 }	7,823	7,408	6,381	5,270	9,664	1,15,932	1,01,649	96,070	80,438	94,321
.. { P. " 5,668 5,083 }	5,668	5,083	5,037	3,983	4,454
WINES—										
<i>Champagne and other Sparkling Wines (a) (E D)—</i>										
Egypt Gals.
Bombay
United Kingdom	49	118	..	92	65	2,010	4,280	2,150	2,702	1,980
Other British Possessions	23	10	64	427	165
Gibraltar
TOTAL, BRITISH EMPIRE	72	128	64	92	65	2,437	4,395	2,150	2,702	1,980
Belgium
D'Jibouti	65	110	1,249	2,688
France	61	46	81	922	1,290	2,377
Italy
Other Foreign Countries	67	30	..	28	29	1,608	545	..	646	550
TOTAL, FOREIGN COUNTRIES	67	95	171	74	110	1,608	1,794	3,610	1,936	2,927
TOTAL, BRITISH EMPIRE AND FOREIGN COUNTRIES	139	223	235	166	175	4,045	6,189	5,760	4,638	4,887

No. 7—contd.

Total quantities and value of articles imported—contd.

Articles, and countries of consignment.	Quantities.					Value.				
	1924-25.	1925-26.	1926-27.	1927-28.	1928-29.	1924-25.	1925-26.	1926-27.	1927-28.	1928-29.
LIQUORS—continued.						Rs.	Rs.	Rs.	Rs.	Rs.
WINE PORT—continued.										
(b) (I. D.)—										
United Kingdom .. Gals.	328	129	231	186	129	4,623	1,819	2,868	2,436	1,677
Other British Possessions ..	100	109	13	12	10	1,320	1,245	225	195	200
Bombay
TOTAL, BRITISH EMPIRE ..	428	238	244	198	139	5,943	3,064	3,093	2,631	1,877
Other Foreign Countries	2	30	14	69	..	27	276	60	760
TOTAL, FOREIGN COUNTRIES	2	30	14	69	..	27	276	60	760
TOTAL, BRITISH EMPIRE AND FOREIGN COUNTRIES ..	428	240	274	212	208	5,943	3,091	3,369	2,691	2,637
Still, Red Wine, other than Port (c) (I. D.)										
United Kingdom .. Gals.
Other British Possessions ..	128	5	..	41	..	536	51	..	130	..
Egypt
TOTAL, BRITISH EMPIRE ..	128	5	..	41	..	536	51	..	130	..
France
Italy ..	503	323
D'Jibouti
Other Foreign Countries ..	289	119	..	8	..	780	278	..	58	..
Egypt
TOTAL, FOREIGN COUNTRIES ..	792	119	..	8	..	2,103	278	..	58	..
TOTAL, BRITISH EMPIRE AND FOREIGN COUNTRIES ..	915	124	..	22	..	2,639	329	..	188	..
Still, Red Wine, other than Port (c) (I. D.) In Bulk.										
Other British Possessions L. gals.	40	360	..
Total British Empire .. L. gals.	40	360	..
Sherry, Madeira and Marsala (d) (I. D.)										
Bombay .. Gals.	68	1,331	1,241	1,427	1,868	1,878
United Kingdom	88	98	142	138	1,327	144	850	1,034	200
Other British Possessions ..	59	6	29	54	10	..	1,097
Gibraltar	78
TOTAL, BRITISH EMPIRE ..	127	172	127	196	148	2,658	2,482	1,777	2,802	2,078
Spain
Other Foreign Countries ..	19	26	6	..	2	270	375	64	..	18
TOTAL, FOREIGN COUNTRIES ..	19	26	6	..	2	270	375	64	..	18
TOTAL, BRITISH EMPIRE AND FOREIGN COUNTRIES ..	146	198	133	196	150	2,928	2,857	1,841	2,802	2,096
Sherry, Madeira and Marsala (d) (I. D.) In Bulk.										
Other British Possessions L. gals.	26	226	..
Total British Empire	26	226	..
Other Foreign Countries	22	25	..
Total Foreign Countries	22	25	..
TOTAL, BRITISH EMPIRE AND FOREIGN COUNTRIES	48	251	..
Still White Wine other than Sherry, Madeira and Marsala (e) (I. D.)										
Other British Possessions .. Gals.	8	4	132	58
TOTAL, BRITISH EMPIRE ..	8	4	132	58
Italy
Other Foreign Countries ..	184	44	..	4	10	365	120	..	29	80
France
TOTAL, FOREIGN COUNTRIES ..	184	44	..	4	10	365	120	..	29	80
TOTAL, BRITISH EMPIRE AND FOREIGN COUNTRIES ..	142	48	..	4	10	497	178	..	29	80
Other Sorts, including Vermouth and Ginger Wine (f) (I. D.)										
Bombay .. L. Gals.	110	1,108	1,235	1,664	..	1,435
United Kingdom ..	217	144	141	..	150	2,005
Gibraltar
Ceylon
Other British Possessions ..	165	99	66	169	15	1,195	798	657	1,229	233
Egypt	296	1,185
TOTAL, BRITISH EMPIRE .. Gals.	492	539	207	169	165	4,308	3,213	2,321	1,229	1,668
D'Jibouti	80	1,053	..
France ..	316	282	413	414	327	2,234	1,468	2,519	2,954	2,011
Italy ..	169	794	505	505	348	1,240	1,980	2,216	2,783	1,843
Egypt
Other Foreign Countries ..	24	179	162	39	215	208	1,462	756	310	1,229
In Bulk
Other British Possessions L. Gals.	195	175	805	755
TOTAL BRITISH EMPIRE L. Gals.	195	179	805	755
Italy	409	1,418	..	1,978
Other Foreign Countries	504	649	1,055	1,978
TOTAL FOREIGN COUNTRIES	409	504	649	1,418	1,055	1,978
TOTAL, BRITISH EMPIRE AND FOREIGN COUNTRIES L. Gals.	604	683	649	2,223	1,810	1,978
TOTAL, FOREIGN COUNTRIES ..	509	1,255	1,00	1,038	890	3,682	4,910	5,491	7,100	5,088
TOTAL, BRITISH EMPIRE AND FOREIGN COUNTRIES ..	1,001	1,794	1,227	1,207	1,055	7,690	8,123	7,812	8,329	6,751
TOTAL, WINES ..	2,766	2,627	2,533	2,578	2,247	24,042	20,767	21,000	21,168	18,429
TOTAL, LIQUORS (INCLUDING SPICED SPIRITS)	94,889	99,641	108,712	116,807	125,187	3,07,319	3,29,647	3,32,130	3,38,763	3,58,901
L. Gals.
P. ..	5,663	5,083	5,037	3,983	4,454

Total quantities and value of articles imported—contd.

Articles, and countries of consignment.	Quantities.					Value.				
	1924-25.	1925-26.	1926-27.	1927-28.	1928-29.	1924-25.	1925-26.	1926-27.	1927-28.	1928-29.
MACHINERY AND MILLWORK—										
<i>Prime-movers (other than electrical)</i>						Rs.	Rs.	Rs.	Rs.	Rs.
(b) (III J) <i>Locomotive</i>										
<i>Others (i)—</i>										
Bombay Value
United Kingdom Value	4,858
Other British Possessions Value
TOTAL, BRITISH EMPIRE .. Value	4,858
TOTAL, BRITISH EMPIRE AND FOREIGN COUNTRIES .. Value	4,858
<i>Prime Movers, Railway Locomotive engines and tenders and parts.</i>										
Bombay Value	30,000	..
TOTAL, BRITISH EMPIRE .. Value	30,000	..
(iii) <i>Oil Engine—</i>										
United Kingdom No.	5,000
TOTAL, BRITISH EMPIRE .. No.	5,000
<i>Prime-movers (other than electrical)</i>										
(c) <i>Locomotives—Parts of oil engines</i>										
United Kingdom Value	10,500
Other British Possessions Value	86
TOTAL BRITISH EMPIRE .. Value	10,586
<i>Parts of steam engines—</i>										
Other British Possessions .. Value	376
TOTAL, BRITISH EMPIRE .. Value	376
Other Foreign Countries .. Value	615
<i>Prime-movers (other than electrical) other than locomotives (b)—</i>										
<i>Parts of gas engines—</i>										
Other British Possessions Value	300	..
TOTAL, BRITISH EMPIRE Value	300	..
Other Foreign Countries .. Value	860	..	800	50	174
United States Value	3,580	1,110	..
TOTAL, FOREIGN COUNTRIES .. Value	860	..	4,380	1,160	174
TOTAL, BRITISH EMPIRE AND FOREIGN COUNTRIES .. Value	4,780	1,460	174
<i>Prime-mover (other than electrical)</i>										
(b) <i>Other than Locomotive—</i>										
(iii) <i>Oil Engine—</i>										
United Kingdom Nos.	7	7	58,090
TOTAL BRITISH EMPIRE .. Nos.	7	7	58,090
(iv) <i>Parts of oil engine—</i>										
United Kingdom Value	725	3,593	3,014	2,923	4,454
Other British Possession Value	1,060	940	631	25
TOTAL, BRITISH EMPIRE .. Value	725	4,653	3,954	3,554	4,479
(v) <i>Parts of steam engine</i>										
Bombay Value	1,250
United Kingdom Value	14,618	3,228	2,373	..
TOTAL, BRITISH EMPIRE .. Value	14,618	4,478	2,373	..
(vi) <i>Other Foreign Countries Value</i>	474
TOTAL, FOREIGN COUNTRIES Value	474
TOTAL, BRITISH EMPIRE AND FOREIGN COUNTRIES .. Value	4,952	2,373	..
(vi) <i>Others—</i>										
Other British Possessions .. Value	150
TOTAL, BRITISH EMPIRE Value	150
<i>Transformers—</i>										
United Kingdom Value	38,152
TOTAL, BRITISH EMPIRE .. Value	38,152
<i>Electrical machinery of all kinds, not including instruments apparatus, appliances and parts thereof (b) (III J)—</i>										
<i>Generators (bi) (III J)—</i>										
Bombay Value	500	410	200	386	600
Other British Possessions Value
United Kingdom Value
TOTAL, BRITISH EMPIRE .. Value	500	410	200	386	600
Other Foreign Countries .. Value	749	..
Total Foreign Countries .. Value	749	..
Total British Empire and Foreign Countries .. Value	1,135	600
<i>Control and Switch Gear—</i>										
Other British Possessions .. Value	202
TOTAL BRITISH EMPIRE .. Value	202
OTHER FOREIGN COUNTRIES Value	6,700
Italy Value
TOTAL, BRITISH EMPIRE AND FOREIGN COUNTRIES .. Value	500	410	6,900	..	7,105
<i>Motors (bi) (III J) United Kingdom—</i>										
Other British Possessions Value	250
TOTAL, BRITISH EMPIRE .. Value	250	..	7,105
Other Foreign Countries .. Value	220	100
United States Value
Italy Value	1,085
TOTAL, FOREIGN COUNTRIES Value	1,085	220	100
TOTAL, BRITISH EMPIRE AND FOREIGN COUNTRIES .. Value	1,285	200	7,205
<i>Other kinds (bi) (III J)—</i>										
Other British Possessions .. Value	600	280	..
United Kingdom Value	17,988	3,83,326	2,326	10,680	6,032
Bombay Value	4,500
TOTAL, BRITISH EMPIRE .. Value	17,988	3,83,326	7,516	10,960	6,032
Italy Value	5,810	12,965	10,000	2,200
Other Foreign Countries .. Value	745	780	260	535
TOTAL, FOREIGN COUNTRIES, Value	6,555	13,695	10,260	2,735
TOTAL, BRITISH EMPIRE AND FOREIGN COUNTRIES .. Val	17,988	3,89,881	21,21	21,220	8,767

GENERAL IMPORTS.

No. 7—contd.

Total quantities and value of articles imported—contd.

Articles, and countries of consignment.	Quantities.					Value.				
	1924-25.	1925-26.	1926-27.	1927-28.	1928-29.	1924-25.	1925-26.	1926-27.	1927-28.	1928-29.
						Rs.	Rs.	Rs.	Rs.	Rs.
MACHINERY AND MILLWORK—contd.										
<i>Machinery not being prime movers or electrical Machinery—Aerated water making machine (c 6) (III J)—</i>										
Other British Possessions .. Value	540	4,104	674	1,156	180
United Kingdom .. Value	2,822
Bombay .. Value
TOTAL, BRITISH EMPIRE .. Value	540	4,104	674	1,156	2,982
Other Foreign Countries .. Value	1,268	72	100
TOTAL, FOREIGN COUNTRIES Value	1,268	72	100
TOTAL, BRITISH EMPIRE AND FOREIGN COUNTRIES .. Value	1,808	4,104	674	1,228	3,082
<i>Agricultural Machinery (c 16) (III J)—</i>										
Other British Possessions .. Value
TOTAL, BRITISH EMPIRE .. Value
TOTAL FOREIGN COUNTRIES Value
TOTAL, BRITISH EMPIRE AND FOREIGN COUNTRIES .. Value
MACHINERY OIL CRUSHING AND REFINING—										
United Kingdom .. Value
Bombay .. Value	825
Other British Possessions .. Value	825
TOTAL, BRITISH EMPIRE .. Value	1,650
Other Foreign Countries .. Value
TOTAL, FOREIGN COUNTRIES Value
TOTAL, BRITISH EMPIRE AND FOREIGN COUNTRIES .. Value	1,650
<i>Refrigerating machinery (III J)—</i>										
United Kingdom .. Value	951	150	120	1,778	2,707
Other British Possessions .. Value	745	580
TOTAL, BRITISH EMPIRE .. Value	951	150	120	2,523	3,287
United States .. Value	1,570	3,273	19,032
Other Foreign Countries .. Value	300
Germany .. Value	1,580
TOTAL, FOREIGN COUNTRIES Value	1,580	..	1,870	3,273	19,032
TOTAL, BRITISH EMPIRE AND FOREIGN COUNTRIES .. Value	2,531	150	1,990	5,796	22,319
<i>Rice and flour mill Machinery (III J)—</i>										
United Kingdom .. Value	2,364	..	500
Other British Possessions .. Value
TOTAL, BRITISH EMPIRE .. Value	2,364	..	500
Other Foreign Countries .. Value	850	..
Total Foreign Countries .. Value	850	..
Total British Empire and Foreign Countries .. Value	3,214	500
<i>Saw mill and wood working machinery (III J)—</i>										
United Kingdom .. Value	570	3,400	..	105
Other British Possessions .. Value
TOTAL, BRITISH EMPIRE .. Value	570	3,400	..	105
United States of America .. Value
Other Foreign Countries .. Value
TOTAL, FOREIGN COUNTRIES Value
TOTAL, BRITISH EMPIRE AND FOREIGN COUNTRIES .. Value	570	3,400	..	105
<i>Boilers (ciii) (III J)—</i>										
Egypt .. Value	1,500
United Kingdom .. Value	9,431	1,16,387	7,499	8,056	5,185
Other British Possessions .. Value	357	50	100	..
TOTAL, BRITISH EMPIRE .. Value	9,431	1,17,244	7,549	8,156	5,185
Italy .. Value	11,958	..	3,500
Egypt .. Value	200	..
Other Foreign Countries .. Value	400
TOTAL, FOREIGN COUNTRIES Value	400	..	11,958	200	3,500
TOTAL, BRITISH EMPIRE AND FOREIGN COUNTRIES .. Value	9,831	1,17,244	2,19,502	8,356	8,685
<i>Metal Working Machine (including Machine tools)—</i>										
United Kingdom .. Value	300	4,830	..
Other British Possessions .. Value	500	..
TOTAL, BRITISH EMPIRE .. Value	300	5,330	..
Foreign Countries .. Value	900	380	..
TOTAL, FOREIGN COUNTRIES Value	900	380	..
TOTAL, BRITISH EMPIRE AND FOREIGN COUNTRIES .. Value	1,200	5,710	..
<i>Others—</i>										
Other British Possessions .. Value
TOTAL, BRITISH EMPIRE .. Value
<i>Print machinery—</i>										
United Kingdom .. Value	4,000
TOTAL BRITISH EMPIRE .. Value	4,000

No. 7—contd.

Total quantities and value of articles imported—contd.

Articles, and countries of consignment.	Quantities.					Value.				
	1924-25.	1925-26.	1926-27.	1927-28.	1928-29.	1924-25.	1925-26.	1926-27.	1927-28.	1928-29.
MACHINERY AND MILLWORK—contd.										
<i>Sewing and knitting Machines and parts thereof—Sewing and knitting Machines (xii a) (III J)—</i>						Rs.	Rs.	Rs.	Rs.	Rs.
Egypt .. Nos.	38	2,335	..	1,500
Other British Possessions ..	4	11	23	7	6	650	1,105	620	430	580
United Kingdom ..	80	39	7	188	139	5,707	3,491	6,282	18,902	10,148
Zanzibar	98
TOTAL, BRITISH EMPIRE ..	117	50	123	195	145	8,692	4,596	8,402	14,332	10,728
Germany ..	68	71	185	112	108	4,796	4,626	9,980	7,679	7,631
Holland
Other Foreign Countries ..	2	10	18	15	32	130	930	1,090	1,020	2,340
United States ..	12	1,000	..	1,800
Austria	28
TOTAL, FOREIGN COUNTRIES ..	77	81	231	127	140	5,926	5,556	12,870	8,699	9,871
TOTAL, BRITISH EMPIRE AND FOREIGN COUNTRIES ..	194	131	354	322	285	14,618	10,152	21,272	23,031	20,599
<i>Parts of sewing and knitting Machines and accessories (xii b) (III J)—</i>										
Egypt .. Value	160	500	150
Other British Possessions	726	1,336	1,076	1,100	..
United Kingdom
TOTAL, BRITISH EMPIRE	726	1,336	1,236	1,600	150
Germany	75
Other Foreign Countries	15	90	75	600	100
TOTAL, FOREIGN COUNTRIES	15	90	1,811	600	100
TOTAL, BRITISH EMPIRE AND FOREIGN COUNTRIES	741	1,426	..	2,200	250
<i>Sugar Machinery—</i>										
United Kingdom	2,172
TOTAL BRITISH EMPIRE	2,172
<i>Tea Machinery—</i>										
Other Foreign Countries .. Value	658
TOTAL, FOREIGN COUNTRIES	658
<i>Textile Machinery—</i>										
Cotton—										
Other British Possessions
United Kingdom
TOTAL, BRITISH EMPIRE
<i>Type-writers (III J)—</i>										
<i>Type-writers—</i>										
India—Bombay .. Nos.	..	6	7	21	8	..	1,470	1,913	5,536	2,445
United Kingdom ..	27	28	27	16	10	8,359	6,124	5,984	2,588	1,364
Other British Possessions ..	4	3	6	12	1	1,050	1,050	800	1,855	150
Calcutta
TOTAL, BRITISH EMPIRE ..	31	37	40	49	19	9,409	8,644	8,697	9,978	3,949
Italy	4	6	1,250	1,550	1,200
Trieste
Germany ..	14	..	5	1,940
United States ..	9	17	17	37	48	2,040	5,378	4,385	7,606	9,437
Other Foreign Countries ..	11	7	8	9	12	2,122	2,000	1,391	1,468	2,425
TOTAL, FOREIGN COUNTRIES ..	34	24	30	50	66	6,102	7,378	7,026	10,624	13,062
TOTAL, BRITISH EMPIRE AND FOREIGN COUNTRIES ..	65	61	70	99	85	15,511	16,022	15,723	20,602	17,011
<i>Parts of Type-writers (III J)—</i>										
Other British Possessions .. Value	25	798
United States of America	70	35	..
Other Foreign Countries
TOTAL, FOREIGN COUNTRIES	70	35	..
TOTAL, BRITISH EMPIRE AND FOREIGN COUNTRIES	25	798	70	35	..
<i>Rice and Flour Mill Machines (III J)—</i>										
Other British Possessions .. Value
TOTAL, BRITISH EMPIRE
<i>Other sorts of Machinery (xvii) (III J)—</i>										
Kenya Colony .. Value	4,765	..
Calcutta
Egypt	6,575	1,770
United Kingdom	57,840	36,897	1,69,815	41,584	69,185
India—Bombay	37,702	5,148	18,871	15,370	31,104
Zanzibar
Other British Possessions	1,280	300	370	880
Straits Settlements	3,000	..	1,700
Ceylon	1,005
TOTAL, BRITISH EMPIRE	99,047	49,000	2,07,457	62,069	1,01,120
Trieste	1,240	..
Austria	21,280	1,900	9,055
Egypt	2,187	..	5,471
United States	1,450	13,722	11,480
Germany	3,990	2,980	..	2,800	12,440
France	2,300	2,120
Italy	1,980	11,050	21,300	11,525	3,255
D'Jibouti
Other Foreign Countries
Arabian Gulf Ports	750	1,618	2,195	1,250	1,140
Messowah
Jeddah
Sweden	20,090
Belgium	1,100
TOTAL, FOREIGN COUNTRIES	50,890	17,168	28,182	31,937	42,841
TOTAL, BRITISH EMPIRE AND FOREIGN COUNTRIES	1,49,437	67,068	2,35,539	94,026	1,43,951
TOTAL, MACHINERY OF ALL KINDS (excluding BELTING FOR MACHINERY)	2,20,186	6,61,013	3,50,229	2,21,996	3,14,926

No. 7—contd.

Total quantities and value of articles imported—contd.

Articles, and countries of consignment.	Quantities.					Value.				
	1924-25.	1925-26.	1926-27.	1927-28.	1928-29.	1924-25.	1925-26.	1926-27.	1927-28.	1928-29.
						Rs.	Rs.	Rs.	Rs.	Rs.
MANURES—										
<i>Bones (b) (II S)—</i>										
Other British Possessions .. Tons
Somaliand
TOTAL, BRITISH EMPIRE
D'Jibouti
Mocha
Other Foreign Countries
TOTAL, FOREIGN COUNTRIES
TOTAL, BRITISH EMPIRE AND FOREIGN COUNTRIES
<i>Fish manures (c) (II S)—</i>										
Other British Possessions	100	..
TOTAL, BRITISH EMPIRE	100	..
Independent Somali Ports
Arabian Gulf Ports	25	1,045
Other Foreign Countries	20	15	840	478	..
Kamran, etc.
TOTAL, FOREIGN COUNTRIES	20	15	25	840	478	1,045
TOTAL, BRITISH EMPIRE AND FOREIGN COUNTRIES	20	15-2	25	840	578	1,045
<i>Other kinds (excluding oilcakes)— (II S)—</i>										
Other British Possessions
British Somaliand	46	42	2	..	43	1,410	3,725	38	..	2,412
TOTAL, BRITISH EMPIRE	46	42	2	..	43	1,410	3,725	38	..	2,412
Arabian Gulf Ports	19	26	21	1,500	1,000	738
Other Foreign Countries	27	970	..	738
TOTAL, FOREIGN COUNTRIES	19	26	27	..	21	1,500	1,000	970	..	738
TOTAL, BRITISH EMPIRE AND FOREIGN COUNTRIES	65	68	27-2	..	64	2,910	4,725	1,008	..	3,145
MACHINES (a) (III V)—										
<i>Safety—</i>										
Bombay Gross	1,850	..	3,300	5,200
United Kingdom	2,250	1,000	3,375	3,640	1,200	2,260	..	13,380
Strait Settlement	1,500	1,700
Suakin etc.	1,250	..	450	2,200
Other British Possessions	300	750	20,600	250	..	600	600	600	350	..
Egypt	7,000	6,000	19,520
Calcutta
TOTAL, BRITISH EMPIRE	3,800	8,750	22,000	250	13,175	6,440	7,800	22,380	350	20,280
Trieste	8,750	6,250	12,091	10,405
Belgium	8,400	5,950	1,425	9,580	7,860	2,685
Other Foreign Countries
Japan	16,739	15,475	7,500	25,425	14,525	13,850	17,800	7,900	22,850	16,720
D'Jibouti	1,000	1,000
Egypt	4,350	2,000	3,520	2,000
Austria	9,250	17,300	24,150	11,951	17,812	29,378
Holland	8,500	3,950
Germany	1,350	1,800	7,765	1,650	10,425	2,650	2,745	12,095	2,568	13,171
Italy	1,250	..	5,000	6,200	..	1,750	..	8,000	9,150	..
Other Countries in Europe	250	..	1,200	100	503	450	..	1,400	115	805
Gaizan
Sweden	6,275	5,250	..	5,250	4,000	12,110	7,900	..	7,950	6,357
TOTAL, FOREIGN COUNTRIES	38,614	40,825	54,015	57,675	39,123	54,711	46,757	68,353	66,104	60,203
TOTAL, BRITISH EMPIRE AND FOREIGN COUNTRIES	42,414	49,575	76,015	57,925	52,303	61,151	54,617	90,733	66,454	80,483
<i>Other sorts (b) (III V)—</i>										
United Kingdom	500	3,825	1,250	3,270	1,500	1,000	6,955	1,800	5,325	2,500
India—Bombay	1,100	1,500	..	1,300	1,650
Egypt	11,470	4,000	14,000	4,000
Australia
Suakin
Other British Possessions	250	470
TOTAL, BRITISH EMPIRE	12,220	8,625	1,250	3,270	3,000	15,470	12,255	1,800	5,325	4,150
Trieste	4,675	5,975	..
Japan	4,000	..	10,000	4,600	..	8,500	..
Austria	3,750	3,800
Norway
Italy	9,750	1,250	..	2,000	2,500	35,050	4,600	..	3,000	3,500
Other Foreign Countries	1,495	20	550	350	932	2,435	20	1,000	560	754
Egypt	7,000	5,000
Sweden	3,125	..	3,125	4,500	..	4,600	..	4,700	69,944
Germany	9,825	18,900	20,080	9,050	..	17,797	27,690	36,325	14,894
Belgium	500	1,000
TOTAL, FOREIGN COUNTRIES	15,495	18,220	19,440	40,230	28,982	42,285	31,517	28,690	59,060	30,692
TOTAL, BRITISH EMPIRE AND FOREIGN COUNTRIES	27,715	26,845	20,690	48,500	26,982	57,755	43,772	30,490	64,385	34,742
MATS AND MATTING (except COIR AND RUBBER) (III V)—										
India—Bombay Sq. yds.	3,088	2,012	..	1,920	2,480	2,017	1,581	..	1,413	1,679
Other British Possessions	1,574	224	1,760	120	4,618	538	113	695	57	843
TOTAL, BRITISH EMPIRE	4,662	2,236	1,760	2,040	7,098	2,555	1,694	695	1,470	2,522
Mokha	9,480	20,280	..	24,980	..	1,105	1,840	..	1,884
Hodjelah	29,040	8,408	8,400	5,200	5,800	3,015	1,043	1,785	..	1,170
Dunkali Coast	254,140	271,990	263,520	250,780	290,920	15,271	21,852	16,277	16,995	16,648
Independent Somali Ports	15,780	..	5,440	44,040	..	2,710	..	1,435	7,952
Mossawah	20,300	1,650
Arabian Gulf Ports	23,090	23,514	20,670	31,720	45,280	4,770	4,913	4,546	7,285	10,680
D'Jibouti and Obokh
Other Foreign Countries	10,238	12,812	3,880	19,628	8,206	2,578	1,579	1,337	2,439	821
Jeddah	14,720	2,219
TOTAL, FOREIGN COUNTRIES	336,808	341,934	331,470	311,748	419,126	27,279	33,202	23,008	29,419	39,058
TOTAL, BRITISH EMPIRE AND FOREIGN COUNTRIES	341,470	334,170	3 3,230	313,788	426,224	29,834	34,896	23,693	30,899	41,575

GENERAL IMPORTS.

SEA-BORNE TRADE.

No. 7—contd.

Total quantities and value of articles imported—contd.

Articles, and countries of consignment.	Quantities.					Value.				
	1924-25.	1925-26.	1926-27.	1927-28.	1928-29.	1924-25.	1925-26.	1926-27.	1927-28.	1928-29.
METALS AND ORES—										
<i>Aluminium (III L)—</i>						Rs.	Rs.	Rs.	Rs.	Rs.
(II) Sheets.—										
Other British Possessions Cwt.	3	125
TOTAL, BRITISH EMPIRE .. "	3	125
(III) O-Mattes—										
<i>Aluminium (III L)—</i>										
Madras
India—Bombay	496	337	450	602	602	75,119	47,614	55,791	74,770	67,617
Other British Possessions	1	3	12	3	4	32	315	1,047	200	330
Straits Settlements	1,718	..
United Kingdom	18	13	1,265
TOTAL, BRITISH EMPIRE .. "	497	340	462	621	579	75,151	47,929	56,838	76,688	69,212
Germany	13	43	39	26	12
Other Foreign Countries	1	1	3	3	1,580	5,717	3,940	2,330	1,130
TOTAL, FOREIGN COUNTRIES .. "	13	44	40	29	15	1,580	5,742	3,990	2,646	1,366
TOTAL, BRITISH EMPIRE AND FOREIGN COUNTRIES .. "	510	384	502	650	594	76,731	53,671	60,828	79,334	70,598
<i>Antifriction Metal—</i>										
Other British Possessions	5	43	465	280
TOTAL, BRITISH EMPIRE .. "	5	43	465	280
<i>Brass Bronze and similar alloys and—</i>										
<i>manufacture thereof:—</i>										
<i>Unwrought (a) (III L)—</i>										
Bombay	49	128	1,165	3,277	1,127
United Kingdom	20	27	1,094
Other British Possessions	21	6	3	846	633	233	..
TOTAL, BRITISH EMPIRE .. "	69	149	6	3	27	2,259	4,123	633	233	1,127
Other Foreign Countries	10	550
TOTAL, FOREIGN COUNTRIES .. "	10	550
TOTAL, BRITISH EMPIRE AND FOREIGN COUNTRIES .. "	79	149	6	3	27	2,809	4,123	633	233	1,127
METALS—OTHER THAN IRON AND STEEL										
AND MANUFACTURES THEREOF—										
<i>Mixed or Yellow metal for sheathing (C4)</i>										
<i>(III L)—</i>										
United Kingdom Cwt.
Other British Possessions	13	..	11	..	12	827	..	520	..	650
TOTAL, BRITISH EMPIRE .. "	13	..	11	..	12	827	..	520	..	650
Other Foreign Countries	10	500	..
Belgium	26	1,205
TOTAL, FOREIGN COUNTRIES .. "	10	26	500	1,205
TOTAL, BRITISH EMPIRE AND FOREIGN COUNTRIES .. "	13	..	11	10	38	827	..	520	500	1,855
<i>Brass sheets—</i>										
Straits Settlement	8	1,000
Bombay	13	45	1,041	3,010
United Kingdom	30	15	2,276	1,099
Other British Possessions	2	10	12	4	3	500	797	596	150	165
TOTAL, BRITISH EMPIRE .. "	45	55	12	4	26	3,817	3,807	596	150	2,264
Germany	15	68	1,000	3,457
Other Foreign Countries	10	825	..
Belgium	10	1,200
TOTAL, FOREIGN COUNTRIES .. Value	26	78	1,625	4,657
TOTAL, BRITISH EMPIRE AND FOREIGN COUNTRIES .. "	45	55	12	30	104	3,817	3,807	596	1,175	6,921
<i>Brass rods—</i>										
Other British Possessions	44	13	1	26	509	50	..
United Kingdom	22	28	1,125	1,308
TOTAL, BRITISH EMPIRE .. "	..	44	13	23	28	..	26	509	1,175	1,308
<i>Tubes—</i>										
United Kingdom	23	27	127	38	..	3,798	1,866	18,914	3,233
Other British Possessions	1	2	31	130
TOTAL, BRITISH EMPIRE .. "	1	25	27	127	38	31	3,928	1,866	18,914	3,233
TOTAL BRITISH EMPIRE AND FOREIGN COUNTRIES .. "	1	25	27	127	38	31	3,928	1,866	18,914	3,233
<i>Brass Wire—</i>										
United Kingdom	94	18	5,469	1,725
Bombay
Other British Possessions	4	8	4	109	660	150
TOTAL, BRITISH EMPIRE .. "	4	8	..	94	22	109	660	..	5,469	1,875
Japan	16	1,205
Germany	26	42	..	2,155	2,582	..
Other Foreign Countries	10	22	..	15	..	825	1,675	..	790
Belgium	22	..	20	1,501	..	1,151	..
TOTAL, FOREIGN COUNTRIES .. "	26	48	22	62	15	2,155	3,531	1,675	3,738	790
TOTAL, BRITISH EMPIRE AND FOREIGN COUNTRIES .. "	30	56	22	156	37	2,264	4,191	1,675	9,200	2,665

GENERAL IMPORTS.

No. 7—contd.

Total quantities and value of articles imported—contd.

Articles, and countries of consignment.	Quantities.					Value.				
	1924-25.	1925-26.	1926-27.	1927-28.	1928-29.	1924-25.	1925-26.	1926-27.	1927-28.	1928-29.
						Rs.	Rs.	Rs.	Rs.	Rs.
METALS—OTHER THAN IRON AND STEEL AND MANUFACTURES THEREOF—contd.										
<i>Wrought (b) (III L)—</i>										
Egypt Cwt.	..	20	2,120
Calcutta
United Kingdom	25	23	259	42	54	3,095	2,434	28,265	5,013	3,496
India—Bombay	131	72	69	45	93	6,735	7,611	5,630	3,736	5,203
Straits Settlements	54	31	17	46	38	6,051	3,030	1,100	3,435	3,117
Perim
Other British Possessions	15	..	20	17	70	1,416	..	1,495	510	1,401
Somaliand	72	1,347
TOTAL, BRITISH EMPIRE	225	146	437	150	255	17,297	15,195	37,836	12,694	18,217
Italy	6	1,000
France
Massowah	24	1,000
Japan
Germany	15	30	29	35	30	2,715	2,836	2,690	3,092	1,705
Mokha
D'Jibouti
Other Foreign Countries	72	106	48	52	34	2,127	3,035	2,105	1,791	1,036
Egypt	23	1,915
Hodeidah
Italian East Africa
Austria
TOTAL, FOREIGN COUNTRIES	117	136	77	87	87	6,842	5,870	4,785	4,883	4,656
TOTAL, BRITISH EMPIRE AND FOREIGN COUNTRIES	342	282	514	237	342	24,139	21,065	42,631	17,577	17,873
<i>Wrought (a)—</i>										
<i>Braziers and Sheets (C & D) (III L)—</i>										
United Kingdom	25	1,750
Other British Possessions
Bombay
TOTAL BRITISH EMPIRE	25	1,750
Germany
Belgium
Other Foreign Countries
TOTAL, FOREIGN COUNTRIES
TOTAL, BRITISH EMPIRE AND FOREIGN COUNTRIES	25	1,750
<i>Copper, old, for re-manufacture (a) (III L)—</i>										
Other British Possessions	5	3	9	1	18	260	34	236	15	415
TOTAL, BRITISH EMPIRE	5	3	9	1	18	260	34	236	15	415
Gaizan
Mossowah	31	1,006
Hodeidah
D'Jibouti
Arabian Gulf Ports
Kamaran and Fursan
Mokha	94	1,645
Other Foreign Countries	27	97	37	34	43	437	1,502	931	1,681	932
TOTAL, FOREIGN COUNTRIES	121	97	37	34	74	2,082	1,502	931	1,681	2,028
TOTAL, BRITISH EMPIRE AND FOREIGN COUNTRIES	126	100	46	35	92	2,342	1,536	1,167	1,696	2,443
<i>Copper, unwrought—</i>										
<i>Other sorts (b) (III L)—</i>										
Other British Possessions
(1) Tiles, ingots, cakes, bricks, slabs.
United Kingdom	42	10	2,738	755	..
Other British Possessions
TOTAL BRITISH EMPIRE	42	10	2,738	755	..
Other Foreign Countries
TOTAL, FOREIGN COUNTRIES
TOTAL, BRITISH EMPIRE AND FOREIGN COUNTRIES	42	10	755	..
<i>Copper Rods—</i>										
Other British Possessions	3	1	..	1	3	204	105	..	60	202
TOTAL, BRITISH EMPIRE	3	1	..	1	3	204	105	..	60	202
TOTAL, BRITISH EMPIRE AND FOREIGN COUNTRIES	3	1	..	1	3	204	105	..	60	202

No. 7—contd.

Total quantities and value of articles imported—contd.

Articles, and countries of consignment.	Quantities.					Value.				
	1924-25.	1925-26.	1926-27.	1927-28.	1928-29.	1924-25.	1925-26.	1926-27.	1927-28.	1928-29.
METALS, IRON AND STEEL AND MANUFACTURES THEREOF—contd.										
<i>Copper Sheets—</i>										
Anglo-Egyptian Sudan .. Owt.	22	1,100	..
Bombay	132	8,750
Other British Possessions	38	3	10	..	3	1,125	300	600	..	140
United Kingdom	78	62	61	90	..	3,897	3,587	3,000	5,605
TOTAL, BRITISH EMPIRE	38	208	72	83	93	1,125	12,947	4,187	4,100	5,745
France Nos.	40	2,200	..
Germany	46	41	198	147	89	2,750	2,380	9,070	7,255	4,600
Other Foreign Countries	10	700
Belgium	80	83	22	1,370	3,890	1,260
Egypt	20	1,000	..
TOTAL, FOREIGN COUNTRIES	46	51	228	270	111	2,750	3,080	11,040	14,345	5,850
TOTAL, BRITISH EMPIRE AND FOREIGN COUNTRIES	84	259	295	353	204	2,875	16,027	15,227	18,445	11,595
<i>Copper Tubes—</i>										
United Kingdom	41	84	68	16	29	1,752	2,168	6,139	1,077	2,602
Other British Possessions	3	2	43	170
TOTAL, BRITISH EMPIRE	41	87	70	16	29	1,752	2,211	6,309	1,077	2,602
TOTAL, BRITISH EMPIRE AND FOREIGN COUNTRIES	41	87	70	22	29	1,752	2,211	6,309	1,227	2,602
Other Foreign Countries .. Owt.	6	150	..
TOTAL FOREIGN COUNTRIES	6	..	2,523	150	..
<i>Copper, Wrought—</i>										
<i>Wires (excluding wire of telegraph and telephone)—</i>										
Bombay	9	25	..	5	..	797	1,510	..	300
Other British Possessions	823	191	98	164	541	53,359	11,069	5,488	9,263
United Kingdom
TOTAL, BRITISH EMPIRE	6	832	216	98	169	541	54,156	12,579	5,488	9,563
Other Foreign Countries	18	1/2	..	9	..	900	65	..	515	..
TOTAL, FOREIGN COUNTRIES	18	1/2	..	9	..	900	65	..	515	..
TOTAL, BRITISH EMPIRE AND FOREIGN COUNTRIES	19	832 1/2	216	107	169	1,441	54,221	12,579	5,953	9,563
<i>Other manufactures (O to) (III L)—</i>										
Egypt	30	28	16	5,529	..	2,088	3,347	1,439
United Kingdom	64	..	87	187	102	12,490	6,382	5,990	8,282	7,430
India—Bombay	118	78
Straits Settlements	11	5	13	60	1,610	890	425	500
Other British Possessions	3	28
TOTAL, BRITISH EMPIRE	185	96	128	170	181	18,079	7,992	8,958	12,054	9,369
Portuguese East Africa	20	37	1,000	1,910	..
Germany	29	58	77	425	2,524	1,608	1,890	1,715
Other Foreign Countries	20	48
Belgium
Djibouti
TOTAL, FOREIGN COUNTRIES	20	48	59	90	77	425	2,524	2,608	3,800	1,715
TOTAL, BRITISH EMPIRE AND FOREIGN COUNTRIES	205	144	187	260	208	18,504	10,516	11,566	15,854	11,084
<i>German Silver (III L)—</i>										
United Kingdom	3	..	18	33	..	1,082	5,550	..
India—Bombay	27	8	9	4	3	4,900	1,500	3,700	500	325
Other British Possessions
TOTAL, BRITISH EMPIRE	30	8	27	37	3	5,982	1,500	4,400	6,050	325
Trieste	25	28	2,555	2,657
Austria	13	1,440
Other Foreign Countries	3	11	..	4	..	360	1,159	..	378
Germany	23	2,215	..
TOTAL, FOREIGN COUNTRIES	13	3	11	48	32	1,440	360	1,159	4,770	3,035
TOTAL, BRITISH EMPIRE AND FOREIGN COUNTRIES	43	11	38	85	35	7,422	1,860	5,639	10,820	3,360

No. 7—contd.

Total quantities and value of articles imported—contd.

Articles, and countries of consignment.	Quantities.					Value.				
	1924-25.	1925-26.	1926-27.	1927-28.	1928-29.	1924-25.	1925-26.	1926-27.	1927-28.	1928-29.
METALS, IRON AND STEEL, AND MANUFACTURES THEREOF—contd.						Rs.	Rs.	Rs.	Rs.	Rs.
Iron—										
Pig (a) (III K)—										
United Kingdom Tons.	.. 7	.. 11	.. 16	.. 16	.. 18	.. 595	.. 978	.. 1,873	.. 1,540	.. 1,069
Other British Possessions
TOTAL, BRITISH EMPIRE	7	11	16	16	18	595	978	1,873	1,540	1,069
TOTAL, FOREIGN COUNTRIES
TOTAL, BRITISH EMPIRE AND FOREIGN COUNTRIES	7	11	16	16	18	595	978	1,873	1,540	1,069
Manufactures—										
Angle, Bolt and Rod (5) (III K)—										
United Kingdom	33	30	10,454	3,297
Bombay 2	.. 3	.. 3	.. 4	.. 2	.. 530	.. 863	.. 470	.. 1,844	.. 25
Other British Possessions
TOTAL BRITISH EMPIRE	35	3	3	4	30-2	10,984	863	470	1,844	3,322
Other Foreign Countries	2/20	3	..	4	5	100	275	..	376	370
TOTAL, FOREIGN COUNTRIES	2/20	3	..	4	5	100	275	..	376	370
TOTAL, BRITISH EMPIRE AND FOREIGN COUNTRIES	35-2	6	3	8	35-2	11,084	1,138	470	2,220	3,692
Bars and Channel (6) (III K)—										
United Kingdom	46	17	117	114	55	7,784	10,202	17,518	12,316	6,332
India—Bombay	20	24	7	6	..	3,737	3,623	1,065	1,138	..
Other British Possessions	2	1	2	—0	.. 1	375	2	300	50	.. 428
TOTAL, BRITISH EMPIRE	68	41$\frac{1}{2}$	126	120-9	56	11,896	13,827	18,883	13,554	6,760
Germany 4	23 1,020	2,465
Italy	11	1,110
Belgium	458	193	875	614	379	63,133	18,278	96,719	59,379	40,230
Hodeidah 3	.. 4	.. 1	.. 2	.. 13	.. 480	.. 456	.. 288	.. 351	.. 2,692
Other Foreign Countries
Mokha
TOTAL, FOREIGN COUNTRIES	461	201	910	616	392	63,613	19,754	1,00,582	59,730	42,022
TOTAL, BRITISH EMPIRE AND FOREIGN COUNTRIES	529	242$\frac{1}{2}$	1,036	736-9	448	75,509	32,581	1,19,465	73,284	49,682
Iron or Steel—										
Anchor and Cables (a) (III K)—										
United Kingdom	108	1	130	..	6	36,745	1,055	99,387	..	2,155
India—Bombay	11	6	..	12	7	4,400	1,756	..	2,841	1,680
Other British Possessions	1	..	—8	1	—1	25	..	115	510	4
TOTAL, BRITISH EMPIRE	119-1	7	130-8	13	13-1	41,170	2,811	99,502	3,351	3,839
Germany 1	.. 1	.. 2	.. 1 450	.. 229	.. 1,100	.. 438
Other Foreign Countries
TOTAL, FOREIGN COUNTRIES	1	1	2	1	..	450	229	1,100	438
TOTAL, BRITISH EMPIRE AND FOREIGN COUNTRIES	119-1	8	131-8	15	14-1	41,170	3,261	99,731	4,451	4,277

No. 7—contd.
Total quantities and value of articles imported—contd.

Articles, and countries of consignment.	Quantities.					Value.				
	1924-25.	1925-26.	1926-27.	1927-28.	1928-29.	1924-25.	1925-26.	1926-27.	1927-28.	1928-29.
<i>Beams, pillars, girders and bridge work (b) (III K)—</i>										
United KingdomTons.	19	19	4	44	24	Rs. 5,743	Rs. 5,007	Rs. 15,769	Rs. 13,234	Rs. 7,508
India—Bombay "	10	22	2,500	4,760
Other British Possessions "	..	1	2	3	280	426	385	..
Straits Settlements "
TOTAL, BRITISH EMPIRE "	29	20	47	47	46	8,243	5,287	16,195	13,649	11,868
Mokha "
Belgium "
United States "	13	1	1,800	100
Other Foreign Countries "	4	..	6	630	..	594
TOTAL, FOREIGN COUNTRIES "	4	..	6	13	1	630	..	594	1,800	100
TOTAL, BRITISH EMPIRE AND FOREIGN COUNTRIES "	33	20	53	60	47	8,873	5,287	16,789	15,449	11,968
<i>Bolts and nuts (c) (III K)—</i>										
United Kingdom "	22	22	14	28	26	8,923	12,756	5,428	8,419	7,182
India—Bombay "	2	6	2	3	..	1,015	1,289	1,249	1,180	..
Other British Possessions "	3	3	78	39	32	45	791
TOTAL, BRITISH EMPIRE "	24-3	28-2	16-1	29-2	29	10,016	14,084	6,707	9,644	7,973
Germany "	2	1,095
United States "
Other Foreign Countries "	5	1	2	1	1	1,055	317	540	450	698
TOTAL, FOREIGN COUNTRIES "	5	1	4	1	1	1,058	317	1,635	450	698
TOTAL, BRITISH EMPIRE AND FOREIGN COUNTRIES "	29-3	29-2	20-1	30-2	30	11,071	14,401	8,342	10,094	8,671
<i>Fencing materials (including fencing wire)—</i>										
Other British Possessions "	2	40	45
TOTAL, BRITISH EMPIRE "	2	40	45
Other Foreign Countries "	..	1	250	45
TOTAL, FOREIGN COUNTRIES "	..	1	250	45
TOTAL, BRITISH EMPIRE AND FOREIGN COUNTRIES "	..	1-5	295	45
<i>Hoops and Strips (d) (III K)—</i>										
Other British Possessions "	2	2	1	869	780	253	110	..
Bombay "
United Kingdom "
TOTAL, BRITISH EMPIRE "	2	2	1	869	780	253	110	..
Germany "
Other Foreign Countries "	7	1	..	3	..	285	430	200	1,035	..
TOTAL, FOREIGN COUNTRIES "	7	1	..	3	..	285	430	200	1,035	..
TOTAL, BRITISH EMPIRE AND FOREIGN COUNTRIES "	2-7	3	1-6	3-5	..	1,154	1,210	453	1,145	..
<i>Nails, rivets and washers (e) (III K)—</i>										
United Kingdom "	21	23	16	29	36	10,449	6,991	4,138	6,366	10,940
India—Bombay "	26	26	21	21	21	12,172	10,501	7,565	7,990	6,741
Other British Possessions "	2	1	1	2	..	898	612	813	461	56
TOTAL, BRITISH EMPIRE "	49	50	38	52	57-3	23,509	18,104	12,016	14,817	17,737
Belgium "	..	10	11	5	1,984	2,035	2,018	..
Djibouti "
Norway "
United States "
Germany "	6	..	5	5	..	1,986	..	1,285	1,605	..
Arabian Gulf Ports "
Other Foreign Countries "	2	8	8	8	6	1,470	2,445	1,355	828	1,977
Sweden "
Italy "	7	6	1,053	1,800
TOTAL, FOREIGN COUNTRIES "	8	18	19	20	12	3,456	4,429	4,675	5,504	3,777
TOTAL, BRITISH EMPIRE AND FOREIGN COUNTRIES "	57	68	57	72	69-3	26,965	22,533	16,691	20,321	21,514

No. 7—contd.

Total quantities and value of articles imported—contd.

Articles, and countries of consignment.	Quantities.					Value.				
	1924-25.	1925-26.	1926-27.	1927-28.	1928-29.	1924-25.	1925-26.	1926-27.	1927-28.	1928-29.
METALS, IRON AND STEEL AND MANUFACTURES THEREOF—contd.										
<i>Old for re-manufactures (III K)—</i>										
Other British Possessions .. Tons	.. 1	1
TOTAL, BRITISH EMPIRE ..	1	1
Other Foreign Countries .. "	1	6	1	200	932	100
TOTAL, FOREIGN COUNTRIES ..	1	6	1	200	932	100
TOTAL, BRITISH EMPIRE AND FOREIGN COUNTRIES ..	2	6	1	201	932	100
<i>Pipes and fitting cast (J) (III K)—</i>										
Ceylon .. Tons
United Kingdom .. "	30	9	49	8	15	13,172	6,719	14,941	2,848	4,646
India—Bombay .. "	83	3	13	7	7	12,438	1,335	4,732	2,460	3,794
Other British Possessions .. "	1	—3	3	6	—1	25	117	935	430	30
Egypt .. "
Calcutta .. "
TOTAL, BRITISH EMPIRE ..	113-1	12-3	65	21	22-1	25,633	8,170	20,608	5,736	8,470
United States .. "
Italian East Africa .. "
Other Foreign Countries .. "	..	—2	3	5	1	..	661	965	20	436
Germany .. "	1	2,125	..
TOTAL FOREIGN COUNTRIES	—2	3	1-5	1	..	661	965	2,145	436
TOTAL, BRITISH EMPIRE AND FOREIGN COUNTRIES ..	113-1	12-5	68	22-5	23-1	25,633	9,831	21,573	7,881	8,906
<i>Rolls, Chairs, and fish-plates (excluding those for railways) (g) (III K)—</i>										
Other British Possessions .. Tons	1	..	—9	7	2	3,500	..	400	560	285
Bombay .. "
Calcutta .. "
Straits Settlements .. "
United Kingdom .. "	18	..	15	3,285	..	2,500
TOTAL, BRITISH EMPIRE ..	19	..	15-9	7	2	6,785	..	2,000	560	5
Holland .. "	155	15,000	..
Hodeidah .. "
Mokha .. "
Belgium .. "
TOTAL, FOREIGN COUNTRIES	155	15,000	..
TOTAL, BRITISH EMPIRE AND FOREIGN COUNTRIES ..	19	..	15-9	162	2	6,785	..	2,000	15,560	285
<i>Sleepers and Keys of steel or iron—</i>										
Other Foreign Countries .. Tons	6	600
TOTAL FOREIGN COUNTRIES	6	600
<i>Scissors (h) (III K)—</i>										
United Kingdom .. "	2	2	3	2	..	2,172	2,265	3,676	2,138	..
Other British Possessions .. "	..	1	1	—3	—9	..	790	769	26	508
Bombay .. "
TOTAL, BRITISH EMPIRE ..	2	3	4	2-3	—9	2,172	3,055	4,445	2,164	508
Belgium .. "	..	2	1,015	..	590	..
Other Foreign Countries .. "	4	..	—3	1	1	200	..	590	595	860
TOTAL, FOREIGN COUNTRIES ..	4	2	—3	1	1	200	1,015	590	595	860
TOTAL, BRITISH EMPIRE AND FOREIGN COUNTRIES ..	2-4	5	4-3	3-2	1-9	2,372	4,070	5,035	2,759	1,368
<i>Sheets and plates Corrugated (III K)—</i>										
Other British Possessions .. Tons	2	900	720	..
Bombay .. "	9	18	3,350
United Kingdom .. "	19	83	..	826	121	6,080	6,000	..	1,69,453	27,325
TOTAL, BRITISH EMPIRE ..	28	101	5	828	121	9,430	33,144	900	1,90,173	27,325
Belgium .. "	14	3,135	..
D'ibouti .. "
Other Foreign Countries .. "
TOTAL, FOREIGN COUNTRIES	14	3,135	..
TOTAL, BRITISH EMPIRE AND FOREIGN COUNTRIES ..	28	101	5	842	121	9,430	33,144	900	1,93,308	27,325

No. 7—contd.

Total quantities and value of articles imported—contd.

Articles, and countries of consignment.	Quantities.					Value.				
	1924-25.	1925-26.	1926-27.	1927-28.	1928-29.	1924-25.	1925-26.	1926-27.	1927-28.	1928-29.
						Rs.	Rs.	Rs.	Rs.	Rs.
METALS, IRON AND STEEL AND MANUFACTURES THEREOF—contd.										
<i>Sheets and plates—</i>										
<i>Galvanised—</i>										
<i>Plain</i>										
Bombay Tons.	11	7	15	5	329	3,835	1,905	7,044	1,822	30,924
United Kingdom	108	236	138	305	1	24,761	36,516	23,654	53,338	..
Other British Possessions ..	1	..	—1	2	1	126	..	10	170	443
TOTAL, BRITISH EMPIRE .. Tons.	119-1	243	153-1	312	330	28,722	40,420	31,308	55,840	40,367
Other Foreign Countries .. Tons.	4	—8	2	2	—3	775	240	590	645	60
Austria
Belgium	33	16	20	11	..	4,175	1,910	8,325	1,405
TOTAL, FOREIGN COUNTRIES Tons.	4	35-8	18	31	11-3	775	4,415	2,500	8,970	1,465
TOTAL, BRITISH EMPIRE AND FOREIGN COUNTRIES .. Tons.	123-1	276-8	171-1	343	341-3	29,497	44,835	33,808	64,810	41,832
<i>Pinned (III K)—</i>										
United Kingdom Tons.	18	23	8,596	10,775
Other British Possessions ..	—5	1	400	460
TOTAL, BRITISH EMPIRE .. Tons.	13-5	24	8,596	11,235
Mossawah Tons.	8	1,620
Other Foreign Countries ..	—4	—6	360	305
TOTAL, FOREIGN COUNTRIES Tons.	4-4	—6	1,980	305
Total, BRITISH EMPIRE AND FOREIGN COUNTRIES .. Tons.	26-9	24-6	10,576	11,540
<i>Not Galvanised or Pinned (III K)—</i>										
United Kingdom Tons.	101	28,978
India—Bombay
Other British Possessions ..	2	695
TOTAL, BRITISH EMPIRE .. Tons.	103	29,673
Other Foreign Countries .. Tons.	4	740
TOTAL, FOREIGN COUNTRIES Tons.	4	740
TOTAL, BRITISH EMPIRE AND FOREIGN COUNTRIES .. Tons.	107	30,413
<i>Tubes and fittings, wrought (J) (III K)—</i>										
Bombay Tons.	18	6	4	11,670	1,000	1,080
United Kingdom	125	44	19	39	11	58,466	23,478	9,506	19,681	3,498
Other British Possessions ..	—2	—2	..	—2	..	25	60	..	50	..
TOTAL, BRITISH EMPIRE .. TONS.	138-2	44-2	19	45-2	15	70,161	23,538	9,506	20,731	4,578
Other Foreign Countries .. Tons.	1	—4	380	100
U. S. of America	27	9,031
TOTAL, FOREIGN COUNTRIES Tons.	1	27-4	380	9,131
TOTAL, BRITISH EMPIRE AND FOREIGN COUNTRIES .. Tons.	138-2	44-2	19	46-2	42-4	70,161	23,538	9,506	21,111	13,704
<i>Wire rope—</i>										
1. Galvanised—(III K)—										
(1) Black.										
Other Foreign Countries .. Tons.	2	820
TOTAL FOREIGN COUNTRIES. Tons.	2	820
TOTAL BRITISH EMPIRE AND FOREIGN COUNTRIES .. Tons.	2	820
2. Wire rope Galv.										
United Kingdom Tons.	3	4	3	2	16	3,181	2,881	2,069	1,716	7,000
Bombay	2	1,800	..
3. Other British Possessions ..	1	..	2	..	2	153	..	1,860	..	1,335
4. TOTAL, BRITISH EMPIRE .. Tons.	4	4	5	4	18	3,334	2,881	3,929	3,516	8,335
5. Other Foreign Countries .. Tons.	4	1	..	50	965	..
Germany	6	4,470
6. TOTAL, FOREIGN COUNTRIES Tons.	4	1	6	50	965	4,470
7. TOTAL, BRITISH EMPIRE AND FOREIGN COUNTRIES .. Tons.	4-4	4	5	5	24	3,384	2,881	3,929	4,481	12,805

No. 7—contd.

Total quantities and value of articles imported—contd.

Articles, and countries of consignment.	Quantities.					Value.				
	1924-25.	1925-26.	1926-27.	1927-28.	1928-29.	1924-25.	1925-26.	1926-27.	1927-28.	1928-29.
						Rs.	Rs.	Rs.	Rs.	Rs.
METALS, IRON AND STEEL, AND MANUFACTURES THEREOF—contd.										
<i>Wire other than fencing—</i>										
<i>Wire (b) (III K)—</i>										
Calcutta Tons.	—6	1,200
United Kingdom Tons.	4	6	..	11	4	2,453	2,899	..	2,992	1,052
Bombay Tons.	5	3	..	3	..	1,606	1,144	..
Other British Possessions Tons.	2	1	—8	..	930	584	300	272
TOTAL, BRITISH EMPIRE .. Tons.	9-6	9	2	15	4-8	5,259	3,820	584	4,436	1,324
Trieste Tons.	5	..	1,160	2,105	..	1,250	..
Belgium Tons.	9	11	..	21	33	3,490	3,878	5,505
Austria Tons.	10	4,705	2,050	..	1,120	..
Germany Tons.	16	—7	..	3
United States of America Tons.	690	2,390	..	1,095
Other Foreign Countries Tons.	..	1	9	..	2
TOTAL, FOREIGN COUNTRIES Tons.	35	19	9	29	35	9,855	4,845	2,390	6,243	6,600
TOTAL, BRITISH EMPIRE AND FOREIGN COUNTRIES .. Tons.	44-6	28	11	44	39-8	14,614	8,674	2,974	10,684	7,924
<i>Wire Nails (III K)</i>										
United Kingdom Tons.	10	..	6	18	9	2,268	..	1,275	4,898	1,481
Bombay Tons.	16
Other British Possessions Tons.	—1	3	582
TOTAL, BRITISH EMPIRE .. Tons.	10-1	3	6	18	9	2,294	582	1,275	4,898	1,481
Trieste Tons.	13	..	1,585	1,940	..
Austria Tons.	6	9,030	2,197	..	3,918	..
Belgium Tons.	39	12	..	20
United States Tons.	570	600	1,300	..
Other Foreign Countries Tons.	..	3	4	7	..	3,100	..	2,285
Germany Tons.	18	..	12
TOTAL, FOREIGN COUNTRIES Tons.	58	15	16	40	..	13,715	2,767	2,885	7,158	..
TOTAL, BRITISH EMPIRE AND FOREIGN COUNTRIES .. Tons.	68-1	18	22	58	9	15,999	3,349	4,160	12,056	1,481
<i>Other manufactures of iron or steel</i>										
<i>(i) (III K)—</i>										
Ceylon Tons.	4	1,145
United Kingdom Tons.	12	139	9	53	23	9,407	52,383	3,409	16,222	12,846
India—Bombay Tons.	3	1,155
Egypt Tons.
Other British Possessions Tons.	—3	1	1	1	—1	110	600	508	800	50
Somaland Tons.
TOTAL, BRITISH EMPIRE .. Tons.	15-3	140	14	54	23-1	10,672	52,983	5,062	17,022	12,896
Germany Tons.	15	1	3,503	2,392
United States Tons.
Mossawah Tons.
Belgium Tons.
Other Foreign Countries Tons.	4	1	1	..	—3	670	240	852	..	250
TOTAL, FOREIGN COUNTRIES Tons.	19	2	1	..	—3	4,173	2,632	852	..	250
TOTAL BRITISH EMPIRE AND FOREIGN COUNTRIES .. Tons.	34-3	142	15	54	23-4	14,845	55,615	5,914	17,022	13,146
<i>Reel—</i>										
<i>Angle (III K)—</i>										
United Kingdom Tons.	21	41	10	35	44	3,537	4,936	1,445	4,131	4,662
Other British Possessions Tons.	—9	—3	130	100
TOTAL, BRITISH EMPIRE .. Tons.	21	41	10	35-9	44-3	3,537	4,936	1,445	4,261	4,762
Other Foreign Countries Tons.	1	2	..	—3	..	128	200	..	200	..
TOTAL, FOREIGN COUNTRIES Tons.	1	2	..	—3	..	128	200	..	200	..
TOTAL, BRITISH EMPIRE AND FOREIGN COUNTRIES .. Tons.	22	43	10	35-17	44-3	3,665	5,136	1,445	4,461	4,762
<i>Spring (III K)—</i>										
Other British Possessions Tons.	4	—4	—4	—3	—3	115	483	400	180	123
TOTAL, BRITISH EMPIRE .. Tons.	4	—4	—4	—3	—3	115	483	400	180	123
Other Foreign Countries Tons.	..	—3	—1	1	285	45	441	..
TOTAL, BRITISH EMPIRE AND FOREIGN COUNTRIES .. Tons.	4	—7	—5	1-3	—3	115	768	445	621	123
<i>Bars (III K)—</i>										
United Kingdom Tons.	69	55	126	131	95	11,980	10,417	14,725	17,831	12,714
Bombay Tons.	1,121
Other British Possessions Tons.	—8	6	..	3	3	928	302	323
Egypt Tons.
TOTAL, BRITISH EMPIRE .. Tons.	69-8	61	126	134	98	12,169	11,538	14,725	18,133	13,037

GENERAL IMPORTS.

SEA-BORNE TRADE.

No. 7—contd.

Total quantities and value of articles imported—contd.

Articles, and countries of consignment.	Quantities.					Value.				
	1924-25.	1925-26.	1926-27.	1927-28.	1928-29.	1924-25.	1925-26.	1926-27.	1927-28.	1928-29.
Bars (III K)—contd.						Rs.	Rs.	Rs.	Rs.	Rs.
Belgium	117	64	286	434	53	14,459	8,954	34,616	43,333	5,667
Other Foreign Countries	1	..	5	9	3	126	..	486	955	350
TOTAL, FOREIGN COUNTRIES	118	64	291	443	56	14,584	8,954	35,101	44,288	6,017
TOTAL, BRITISH EMPIRE AND FOREIGN COUNTRIES	187-3	125	417	577	154	28,742	19,592	49,826	62,431	19,054
Channel (b) (III K)—										
United Kingdom	—2	1,004
Bombay—India
Other British Possessions
TOTAL, BRITISH EMPIRE	—2	1,004
Other Foreign Countries
Belgium
TOTAL, BRITISH EMPIRE AND FOREIGN COUNTRIES	—2	1,004
Cast (c) (III K)—										
United Kingdom
Other British Possessions
TOTAL, BRITISH EMPIRE
Other Cast Steel—										
United Kingdom	23	22	37	24	108	6,043	15,294	13,401	8,917	22,948
Other British Possessions	—7	1	1	1	2	420	535	320	200	670
TOTAL, BRITISH EMPIRE	23-7	23	38	25	110	6,463	15,829	13,721	9,117	23,620
Belgium	9	..	—1	1,615	..	50	..
Other Foreign Countries
TOTAL, FOREIGN COUNTRIES	23-7	9	..	—1	..	6,463	1,615	..	50	..
TOTAL, BRITISH EMPIRE AND FOREIGN COUNTRIES	23-7	32	38	25-1	110	6,463	17,444	13,721	9,167	23,620
Cast Steel Bars—										
Bombay	4	1,436	..
TOTAL, BRITISH EMPIRE	4	1,436	..
Ingot, blooms, billets and slabs (d) (III K)—										
Other British Possessions
TOTAL, BRITISH EMPIRE
TOTAL, METALS, IRON AND STEEL, AND MANUFACTURES THEREOF	1,243,151	2,121	3,168-3	1,700-11-1	..	3,22,146	4,21,777	5,56,774	4,24,377
Lead—										
(1) Unwrought Pig (a 1) (III L)—										
United Kingdom	110	1,875	..
India—Bombay
Other British Possessions	5	88
TOTAL, BRITISH EMPIRE	110	5	1,875	88
Unwrought Ore (III L)—										
United Kingdom	1	..	9	3	..	1,000	..	5,100	1,400
TOTAL, BRITISH EMPIRE	1	..	9	3	..	1,000	..	5,100	1,400
France	20	31	16	44	35	11,460	16,815	7,420	21,615	13,850
Other Foreign Countries	—3	80	..
TOTAL, FOREIGN COUNTRIES	20	32	16	44-3	35	11,460	16,815	7,420	21,615	13,850
TOTAL, BRITISH EMPIRE AND FOREIGN COUNTRIES	20	32	..	58-3	38	11,460	16,815	7,420	26,715	15,250
III Others, OTHER BRITISH POSSESSIONS .. Cwt.										
Bombay	6	106	200	182	1,580	4,020
TOTAL BRITISH EMPIRE	6	106	200	182	1,580	4,020
Lead (b) wrought (i) sheets and Tea Chest—										
Other British Empire	3	..	16	67	..	1,300	..
Calcutta
TOTAL, BRITISH EMPIRE	3	..	16	67	..	1,300	..
Lead wrought sheets—										
Other British Possession	4	..	3	5	..	110	..	85	211
TOTAL, BRITISH EMPIRE	4	..	3	5	..	110	..	85	211
TOTAL, BRITISH EMPIRE AND FOREIGN COUNTRIES	3	5	85	211
Other Sorts (III L)—										
Other British Possessions
Hongkong
TOTAL, BRITISH EMPIRE
Wrought—										
Pipes and tubes (b f) (III L)—										
Other British Possessions	13	5	6	28	10	795	117	216	969	145
United Kingdom
TOTAL, BRITISH EMPIRE	13	5	6	28	10	795	117	216	969	145
Wrought other sorts (b 44) (III L)—										
Bombay
Other British Possessions	2	9	..	8	20	115	675	..	495	965
United Kingdom	142	9,264
TOTAL, BRITISH EMPIRE	2	9	142	8	20	115	675	9,264	495	965
Other Foreign Countries	3	1	225	175
TOTAL, FOREIGN COUNTRIES	3	1	225	175
TOTAL, BRITISH EMPIRE AND FOREIGN COUNTRIES	2	9	142	10	21	115	675	9,264	720	1,140

GENERAL IMPORTS.

No. 7—contd.

Total quantities and value of articles imported—contd.

Articles, and countries of consignment.	Quantities.					Value.				
	1924-25.	1925-26.	1926-27.	1927-28.	1928-29.	1924-25.	1925-26.	1926-27.	1927-28.	1928-29.
						Rs.	Rs.	Rs.	Rs.	Rs.
METALS OTHER THAN IRON AND STEEL AND MANUFACTURES THEREOF—										
<i>Lead—continued.</i>										
Quicksilver (III L)—										
Bombay Lbs.
Other British Possessions	4	15
TOTAL, BRITISH EMPIRE	4	15
Other Foreign Countries
TOTAL, FOREIGN COUNTRIES
TOTAL, BRITISH EMPIRE AND FOREIGN COUNTRIES	4	15
Solder (III L)—										
Other British Possessions .. Cwt.	½	4	2	7	1	20	700	500	510	68
Straits Settlements	19	4,600
TOTAL, BRITISH EMPIRE	19½	4	2	7	1	4,620	700	500	510	68
Other Foreign Countries	3	200	..
TOTAL, BRITISH EMPIRE AND FOREIGN COUNTRIES	19½	4	2	10	1	4,620	700	500	710	68
<i>Tin—</i>										
Unwrought (blocks, ingots, bars and slabs) (a) (III. L)—										
Bombay	18	1,400
United Kingdom	2	7	480	1,280	81
Other British Possessions	1	½	1	146	50
Straits Settlements	12	12	5	2,000	2,400	1,000
TOTAL, BRITISH EMPIRE	13	18½	2	19	5	2,146	1,450	480	3,680	1,081
Other Foreign Countries	2	5	..	250	1,000
Japan	1,000
TOTAL, FOREIGN COUNTRIES	2	5	..	250	1,000
TOTAL, BRITISH EMPIRE AND FOREIGN COUNTRIES .. Cwt.	13	20½	2	19	11	2,146	1,700	480	3,680	2,081
<i>Wrought including plates or sheets not being tinned iron (b) (III. L)—</i>										
Egypt
United Kingdom	297	631	812	528	..	7,360	13,688	17,055	11,949
Straits Settlements	69	59	48	49	50	9,110	11,105	8,119	9,450	8,285
India—Bombay	11	26	20	31	10	1,800	3,476	3,500	5,505	1,750
Other British Possessions	11	2	788	405
TOTAL, BRITISH EMPIRE	91	324	699	892	588	11,698	22,346	25,302	32,010	21,984
Belgium	109	1,625
China
Arabian Gulf Ports
Other Foreign Countries	4	9	28	45	570	550	455	1,815	2,045
Germany	3	12	23	1,005	1,810
TOTAL, FOREIGN COUNTRIES	3	16	32	28	154	570	1,555	2,265	1,815	3,670
TOTAL, BRITISH EMPIRE AND FOREIGN COUNTRIES	94	340	731	920	742	12,268	23,911	27,567	33,325	25,654
<i>Vinc or Spelter—</i>										
Unwrought (a) (III. L)—										
Bombay	224	..	100	50	..	6,814	..	2,267	1,080
Other British Possessions	58	..	16	33	..	1,069	..	600	933	..
TOTAL, BRITISH EMPIRE	58	224	16	133	50	1,069	6,814	600	3,200	1,080
Italy
TOTAL, FOREIGN COUNTRIES
TOTAL, BRITISH EMPIRE AND FOREIGN COUNTRIES	58	224	16	133	50	1,069	6,814	600	3,200	1,080
<i>Wrought or manufactures (b, (II. L)—</i>										
United Kingdom	38	113	143	111	130	1,641	3,935	3,692	2,678	3,860
India—Bombay	60	2	..	17	..	1,845	95	..	1,178	..
Other British Possessions	4	..	1	..	9	5	..	50	..	685
TOTAL, BRITISH EMPIRE	118½	115	144	128	139	3,491	4,030	3,742	3,856	4,525
D'ibouti
Italy
Hodeidah
Other Foreign Countries	21	2	22	9	34	605	24	757	235	1,248
TOTAL, FOREIGN COUNTRIES	21	2	22	9	34	605	24	757	235	1,248
TOTAL, BRITISH EMPIRE AND FOREIGN COUNTRIES	134½	117	166	137	173	4,096	4,054	4,499	4,091	5,773

GENERAL IMPORTS.

SEA-BORNE TRADE.

No. 7—contd.

Total quantities and value of articles imported—contd.

Articles, and countries of consignment.	Quantities.					Value.				
	1924-25.	1925-26.	1926-27.	1927-28.	1928-29.	1924-25.	1925-26.	1926-27.	1927-28.	1928-29.
<i>Metals unenumerated—</i>										
United Kingdom Cwt.	19	51	18	22	20	Rs. 2,907	Rs. 6,642	Rs. 2,004	Rs. 2,070	Rs. 2,350
Egypt "
Other British Possessions "	1	3	4	25	200	400
Bombay "
TOTAL, BRITISH EMPIRE "	19	51	19	25	24	2,907	6,642	2,029	2,272	2,750
Germany "	128	20	46	3,873	2,30	3,500
Mossawah "
Austria "	100	1,000
France "	431	778	13,120	18,458
Djibouti "
Hodeidah "
Other Foreign Countries "	5	..	8	4	..	126	..	669	340	..
Mokha "
Asiatic Turkey, Persian Gulf "
TOTAL, FOREIGN COUNTRIES "	624	778	8	24	46	18,118	18,458	669	2,640	3,500
TOTAL, BRITISH EMPIRE AND FOREIGN COUNTRIES "	633	829	27	49	70	21,025	25,100	2,698	4,912	6,250
<i>Metals unenumerated (III L)—</i>										
<i>Metals, Ores, unenumerated—</i>										
Other British Possessions Tons.	3	1	1,450	450	..
TOTAL, BRITISH EMPIRE "	3	1	1,450	450	..
Other Foreign Countries "	3	140
France "	39	29	3	20,582	14,309	1,040
TOTAL, FOREIGN COUNTRIES "	39-2	29	3	20,722	14,309	1,040
TOTAL, BRITISH EMPIRE AND FOREIGN COUNTRIES "	42-3	30	3	22,172	14,759	1,040
TOTAL, METALS—OTHER THAN IRON AND STEEL AND MANUFACTURES THEREOF "	2,987½	4,578-100	4,266	5,813	202-16-4	2,05,967	2,57,630	2,40,206	2,81,441	2,09,239
TOTAL OF METALS Tons.	1,902-12½	1,472-9	2,334-5	3,484-18½	1805-19-32	7,08,323	5,79,776	6,61,980	8,38,216	4,87,137
Mica. In Splitting Cwt.	10	800
Other British Possessions "
TOTAL, BRITISH EMPIRE "	10	800
<i>OILS—</i>										
<i>Animals (II G.)—</i>										
Bombay { Cwt. Gals.
Other British Possessions { Cwt. Gals.
TOTAL, BRITISH EMPIRE { Cwt. Gals.
Italy { Cwt. Gals.
Arabian Gulf Ports { Cwt. Gals.
Djibouti { Cwt. Gals.
Other Foreign Countries { Cwt. Gals.
TOTAL, FOREIGN COUNTRIES { Cwt. Gals.
<i>Fish oil—</i>										
Other British Possessions { Cwt. Gals.	..	50	1	44	21	..	10	80	362	115
.. .. { Gals.	..	5	12	496	236
TOTAL, BRITISH EMPIRE { Cwt. Gals.	..	50	11	44	21	..	10	80	362	115
.. .. { Gals.	..	5	12	496	236
Mokha { Cwt. Gals.	146	..	358	1,016	..	5,087
.. .. { Gals.	1,632	..	4,011
.. .. { Cwt. Gals.	883	..	122	139	..	8,319	..	990	1,989	..
.. .. { Gals.	9,891	..	1,356	1,560
Arabian Gulf Ports { Cwt. Gals.	1	91	..	16	66	127	994	..	299	1,005
.. .. { Gals.	102	1,022	..	16	732
TOTAL, FOREIGN COUNTRIES { Cwt. Gals.	1,030	91	480	159	66	9,462	984	6,027	2,279	1,005
.. .. { Gals.	11,625	1,022	5,367	1,780	732
TOTAL, BRITISH EMPIRE AND FOREIGN COUNTRIES { Cwt. Gals.	1,030	91-50	481	203	87	9,462	994	6,107	2,641	1,120
.. .. { Gals.	11,625	1,027	5,379	2,276	968
<i>Essential (II G.)—</i>										
Egypt { Cwt. Gals.	1	1,295
.. .. { Gals.	98
India—Bombay { Cwt. Gals.
.. .. { Gals.
United Kingdom { Cwt. Gals.	6	5/59	1,049	3,372	1,760
.. .. { Gals.	64	..	2	..	1
Other British Possessions { Lbs. Gals.	620	1,130	15	3/24	26	1,190	..	1,040	390	..
.. .. { Gals.	62	113	148
TOTAL, BRITISH EMPIRE { Cwt. Gals.	620	1,130	20	8/83	2	1,190	1,637	2,334	3,772	1,760
.. .. { Gals.	62	133	310	..	25

No. 7—contd.

Total quantities and value of articles imported—contd.

Articles, and countries of consignment.	Quantities.					Value.				
	1924-25.	1925-26.	1926-27.	1927-28.	1928-29.	1924-25.	1925-26.	1926-27.	1927-28.	1928-29.
OILS—contd.										
France	Gals. 970-97	380 } 480	1/2	Rs. 3,100	1,745
Germany	" 400-40	88 } 48	..	1/2	..	1,000	3,516	4,295
Other Foreign Countries	" 160-16	90 } 48	1/2	1/2	1/2	100	300	230	2,430	1,190
Massowah	" ..	9 } ..	17	185	..
TOTAL, FOREIGN COUNTRIES	1,537	1,067	189	24	1/2	4,200	9,151	5,625	6,802	1,190
Italy	Lbs. ..	1,260	15	1,460	1,100
Austria	Gals. ..	126	58	2,180
Holland	Cwt.
Egypt	Gals.	3/28	1,687	..
TOTAL, BRITISH EMPIRE AND FOREIGN COUNTRIES.	Lbs. 2,159	4,050	37	1/2	1/2	6,398	10,838	9,009	10,064	2,950
Natural—Almond Oil—										
Other British Possessions	Lbs. & Gals. 8	160	50	15	155	54	20	..
TOTAL, BRITISH EMPIRE	Lbs. & Gals. 8	160	50	15	155	54	20	..
Almonds—										
Other Foreign Countries	Lbs. & Gals.	160	60
TOTAL, FOREIGN COUNTRIES	Lbs. & Gals.	160	60
TOTAL, BRITISH EMPIRE AND FOREIGN COUNTRIES.	Lbs. & Gals.	210	114
Peppermint—										
Other British Possessions	Lbs. & Gals.	20	58
TOTAL, BRITISH EMPIRE	Lbs. & Gals.	20	58
Other Foreign Countries	Lbs. & Gals.	180	..
TOTAL, FOREIGN COUNTRIES	Lbs. & Gals.	180	..
TOTAL, BRITISH EMPIRE AND FOREIGN COUNTRIES.	Lbs. & Gals.	20	58	180	..
Lemon—										
Other British Possessions	Lbs. & Gals.	140	112	..	225
TOTAL, BRITISH EMPIRE	Lbs. & Gals.	140	112	..	225
Wool Eucalyptus—										
Other British Possessions	Lbs. & Gals.	10	15
TOTAL, BRITISH EMPIRE	Lbs. & Gals.	10	15
Fuel Oils (II G.)—										
Mesopotamia	Tons. Gals.	98,17,980	92,94,780
Egypt	"	81,816,500	3,09,824
Karachi	"	327,266	77,456,000
TOTAL, BRITISH EMPIRE	Gals. Tons.	81,816,500	3,09,824	98,17,980	92,94,780
Asiatic Turkey, Persian Gulf	Gals. Tons. 46,157,750	45,349,250	78,739,500	55,38,980	54,41,910	88,82,740
TOTAL, FOREIGN COUNTRIES	Gals. Tons. 46,157,750	45,349,250	78,739,500	55,38,980	54,41,910	88,82,740
TOTAL, BRITISH EMPIRE AND FOREIGN COUNTRIES.	Gals. Tons. 46,157,750	45,349,250	78,739,500	81,816,500	3,09,824	55,38,980	54,41,910	88,82,740	98,17,980	92,94,780
Other sorts (c) (III L)—										
TOTAL, BRITISH EMPIRE	Cwt.
Other Foreign Countries	"
TOTAL, BRITISH EMPIRE AND FOREIGN COUNTRIES	"
Mica. In Splittings. Other British Possessions	Cwt.	1	25
TOTAL, BRITISH EMPIRE	Cwt.	1	25

No. 7—contd.

Total quantities and value of articles imported—contd.

Articles, and countries of consignment.	Quantities.					Value.				
	1924-25.	1925-26.	1926-27.	1927-28.	1928-29.	1924-25.	1925-26.	1926-27.	1927-28.	1928-29.
						Rs.	Rs.	Rs.	Rs.	Rs.
<i>Mineral (II, G.)—</i>										
Kerosine in case (bif) (G.)—										
Mesopotamia .. Gals.	148,128	172,184	1,11,073	1,38,786
Zanzibar
Egypt	102,186	153,528	222,448	89,001	1,44,751	1,72,907
Other British Possessions	442	80	422	40
TOTAL, BRITISH EMPIRE	102,186	153,528	222,448	148,552	172,264	89,001	1,44,751	1,72,907	1,11,495	1,38,826
United States .. Gals.	153,272	185,883	463,776	576,296	219,120	1,31,595	1,32,127	3,64,977	4,50,714	1,67,405
China	240,000	1,80,000
Asiatic Turkey, Persian Gulf	1,888	34,658	5,836	2,728	27,582	4,837
Other Foreign Countries	216	528	..	112	..	190	404	..	84	..
Austria	8,000	32,000	24,784	5,000	24,500
Fulme	40,200	20,758	25,125
Egypt	1,91,202	157,840	1,45,244	1,20,713
TOTAL, FOREIGN COUNTRIES	160,376	449,072	501,112	7,92,394	416,660	1,34,513	3,45,063	3,93,314	6,16,800	3,13,243
TOTAL, BRITISH EMPIRE AND FOREIGN COUNTRIES .. Gals.	262,512	602,600	723,560	9,40,946	588,924	2,23,514	4,89,814	5,66,221	7,28,295	4,47,069
Lubricating Oils (o) (II, G.)—										
Straits Settlements .. Gals.	3,920	1,800	7,840
Egypt	5,178	..	9,488	4,890	..	17,098
India—Bombay	2,299	2,834	7,976	4,905	2,548	6,774	6,971	22,747	10,195	5,435
United Kingdom	23,207	36,933	18,648	15,945	15,076	49,371	55,820	34,791	36,004	27,013
Other British Possessions	432	80	20	60	272	820	160	65	176	659
TOTAL, BRITISH EMPIRE	31,116	39,647	36,132	21,910	21,816	61,855	62,951	74,701	48,175	40,947
Germany	892	2,655	3,415	6,615	2,545	1,715	4,918	4,770	12,040	4,115
Italy	1,030	2,210
United States	6,940	8,169	7,602	20,307	11,295	14,689	13,095	12,910	31,940	20,395
Italian East Africa
Austria	450	2,700
Egypt	9,776	20,232	12,410	31,705
Other Foreign Countries	97	..	128	148	828	820	..	850	321	872
Belgium	3,000	2,200	1,820	2,160	..	6,000	4,800	2,865	2,600	..
France	1,200	1,000	1,800
Japan	2,000
TOTAL, FOREIGN COUNTRIES	12,129	13,474	12,965	39,006	37,430	24,524	25,513	20,895	69,311	60,793
TOTAL, BRITISH EMPIRE AND FOREIGN COUNTRIES	43,245	53,121	49,097	60,960	59,246	86,379	88,464	95,596	1,07,486	1,01,745
Paints, solutions and composition dangerous Flashing below 76° F. (II, G.)—										
Other British Possessions .. Gals.	1,040
Egypt	260
TOTAL, BRITISH EMPIRE	260	1,040
TOTAL, BRITISH EMPIRE AND FOREIGN COUNTRIES	260	1,040
Mineral O. Kinds (II, G.)—										
United Kingdom	415	388	495	1,290	1,225	1,123	..
Bombay	480	..	848	1,148	478	1,440	..	2,575	5,255	1,495
Other British Possessions	63	300	50	..	190	156	815	240	..	425
Egypt
TOTAL, BRITISH EMPIRE	543	715	1,286	1,643	668	1,696	2,105	4,040	6,378	1,890
Belgium .. Gals.
Italian East Africa
France
United States
Other Foreign Countries	32	..	200	194	766	250	..	475	500	1,405
TOTAL, FOREIGN COUNTRIES .. Gals.	32	..	200	194	766	250	..	475	500	1,405
TOTAL, BRITISH EMPIRE AND FOREIGN COUNTRIES	575	715	1,486	1,837	1,434	1,946	2,105	4,515	6,878	3,295
Petroleum, dangerous Benzene, Benzol Petrol and other Motor spirit (d) (II, G.)										
Mesopotamia .. Gals.	87,248	72,032	1,30,372	1,08,156
Egypt	79,752	116,600	110,800	1,33,967	1,34,825	1,70,047
United Kingdom
Other British Possessions	40	424	48	60	668	70
Burmah	4,000	5,000
TOTAL, BRITISH EMPIRE	79,752	116,600	110,840	87,672	76,080	1,33,967	1,34,825	1,70,107	1,31,540	1,13,226

GENERAL IMPORTS.

No. 7—contd.

Total quantities and value of articles imported—contd.

Articles, and countries of consignment.	Quantities.					Value.				
	1924-25.	1925-26.	1926-27.	1927-28.	1928-29.	1924-25.	1925-26.	1926-27.	1927-28.	1928-29.
						Rs.	Rs.	Rs.	Rs.	Rs.
Oils—contd.										
A. T. Persian Gulf .. Gals.	..	16,872	68,480	53,680	73,876	..	25,982	96,204	80,117	95,778
Egypt	1,97,999
Sumatra	186,128	247,050	1,49,916	2,76,472	4,10,721	..	3,31,829	1,84,876
United States	160,184	269,968	16	150	25
Other Foreign Countries	80	64
TOTAL, FOREIGN COUNTRIES ..	160,264	280,804	199,608	300,730	2,28,808	2,76,612	4,36,791	2,94,208	4,11,446	2,80,673
TOTAL, BRITISH EMPIRE AND FOREIGN COUNTRIES ..	24,001	397,304	310,448	388,492	2,99,868	4,19,579	6,21,616	4,64,310	5,42,986	3,93,899
Vegetables, non-essential—										
Castor (a) (II. G.)—										
India—Bombay .. Cwt. & Gals.
India—Calcutta .. Cwt. & Gals.
United Kingdom .. Cwt. & Gals.
Other British Possession .. Cwt. & Gals.	18	500
TOTAL, BRITISH EMPIRE ..	18	500
Other Foreign Countries .. Gals.
TOTAL, FOREIGN COUNTRIES
TOTAL, BRITISH EMPIRE AND FOREIGN COUNTRIES.	18	500
Cocconut (b) (II G.)—										
Mauritius and Dependencies .. Cwt. & Gals.	879	1,002	781	790	..	23,828	28,349
Ceylon Cwt. & Gals.	8,826	11,226	8,750	8,847	1,092	25	309	27,980
.. .. Cwt. & Gals.	12,229	31,362
Seychelles Cwt. & Gals.
India—Bombay .. Cwt. & Gals.	99	..	43
Calcutta Cwt. & Gals.	1,108	..	480	3,700	..	1,800
Karachi Cwt. & Gals.	400
Madras Cwt. & Gals.	1,409
Perim Cwt. & Gals.
Malabar Coast .. Cwt. & Gals.
Other British Possessions .. Cwt. & Gals.	19	14	..	43	30
TOTAL, BRITISH EMPIRE ..	997	1,016	860	835	1,122	28,331	28,871	28,518	29,210	32,365
Other Foreign Countries .. Cwt. & Gals.	18	1	440	120
TOTAL, FOREIGN COUNTRIES ..	18	1	440	120
TOTAL, BRITISH EMPIRE AND FOREIGN COUNTRIES ..	1,015	1,016	860	833	1,123	28,771	28,871	28,518	29,210	32,485
Groundnut—										
Bombay Cwt. & Gals.	64	2,500
.. .. Cwt. & Gals.	720
TOTAL BRITISH EMPIRE	64	2,500
Other Foreign Countries .. Cwt. & Gals.	18	400
TOTAL FOREIGN COUNTRIES	18	400
TOTAL BRITISH EMPIRE AND FOREIGN COUNTRIES	77	2,900
Iron and Steel (II E.)—										
India—Bombay .. Cwt. & Gals.
United Kingdom .. Cwt. & Gals.	418	340	671	640	478	15,566	13,640	16,545	18,097	13,207
Other British Possessions .. Cwt. & Gals.	4,679	3,811	7,516	7,170	5,297
.. .. Cwt. & Gals.	19	50	..	2	50
Other British Possessions .. Cwt. & Gals.	208	5	58	20	5	856	14	145	75	40
TOTAL, BRITISH EMPIRE ..	497	340-50	676	642	478-50	16,422	13,654	16,690	18,172	13,247
.. .. Cwt. & Gals.	4,887	3,816	7,569	7,190	5,302

No. 7—contd.

Total quantities and value of articles imported—contd.

Articles, and countries of consignment.	Quantities.					Value.				
	1924-25.	1925-26.	1926-27.	1927-28.	1928-29.	1924-25.	1925-26.	1926-27.	1927-28.	1928-29.
<i>Oils—contd.</i>										
<i>Vegetables, non-essential—contd.</i>						Rs.	Rs.	Rs.	Rs.	Rs.
United States Gals.	8	2	17	9	21
Other Foreign Countries .. Gals.	86	24	193	104	235	202	50	480	290	550
TOTAL, FOREIGN COUNTRIES .. Cwts. & Gals.	8	2	17	9	21	202	50	480	290	550
TOTAL, BRITISH EMPIRE AND FOREIGN COUNTRIES .. Cwt. & Gals.	448	342-50	693	651	494-50	16,824	13,704	17,170	18,482	18,797
Mustard or rape (f) (II G.)—										
Other British Possessions .. Cwt. & Gals.	4	100
Bombay Cwt. & Gals.
TOTAL, BRITISH EMPIRE .. Cwt. & Gals.	4	100
<i>Senamum (tiloe jinilli) (g) (II G.)—</i>										
British East Africa .. Gals.
Zanzibar, etc. .. Cwt. & Gals.	..	36	..	3,284
India—Bombay .. Cwt. & Gals.	..	400	..	36,784	1,000	..	74,725	..
Other British Possessions .. Cwt. & Gals.	..	2	19	65	424
TOTAL, BRITISH EMPIRE .. Cwt. & Gals.	..	38	19	3,284	1,065	424	74,725	..
Mocha Cwt. & Gals.	2,390	1,389	812	2,299	..	78,284	46,865	9,715	75,131	..
Arabian Gulf Ports .. Cwt. & Gals.	26,763	15,560	3,492	25,758
Hodeidah Cwt. & Gals.	245	209	..	158	..	7,279	6,745	..	5,491	..
Lohia Cwt. & Gals.	2,744	2,340	..	1,768	4,713	..
Other Foreign Countries .. Cwt. & Gals.	40	42	36	1,520	..	1,069	1,380	1,065	723	..
Gaizan Cwt. & Gals.	460	472	398	204	1,072
Kouddah Cwt. & Gals.	..	100	3,533	..	2,265	..
Kamaran, etc. Cwt. & Gals.	..	1,120	..	65
TOTAL, FOREIGN COUNTRIES .. Cwt. & Gals.	2,675	1,776	348	2,676	..	86,632	59,595	10,780	88,323	..
TOTAL BRITISH EMPIRE AND FOREIGN COUNTRIES .. Cwt. & Gals.	9,967	19,894	3,890	29,973	..	86,632	60,660	11,204	1,63,048	..
<i>Other sorts (h) (II G.)—</i>										
Egypt Gals.	234	2,150
Anglo-Egyptian Sudan .. Cwt. & Gals.	105	3,168
Ceylon Cwt. & Gals.	1,176	1,978
Karachi Cwt. & Gals.	672	4,500
United Kingdom Cwt. & Gals.	..	54	15	17	1,888	..	2,245	1,368	2,420	..
India—Bombay Cwt. & Gals.	..	605	165	187	8,407	7,250	2,19,975
Other British Possessions .. Cwt. & Gals.	5	25	2	1,297	10	350	1,225	305	325	359
TOTAL, BRITISH EMPIRE .. Cwt. & Gals.	61	282	20	118	40	350	3,470	3,818	9,995	2,29,980
Italy Cwt. & Gals.	29	68	30-380	28	21	2,475	2,070	1,975	1,568	1,728
Turkey in Europe Cwt. & Gals.	324	752	..	312	239	2,600
France Cwt. & Gals.	46	12	1,208
Mosowah Cwt. & Gals.	..	134	112	2,792
Mokha Cwt. & Gals.	1,256	7,724
United States Cwt. & Gals.	..	29	23	52	6,022	..	1,480	1,090	3,085	..
Other Foreign Countries .. Cwt. & Gals.	12	19	21	19	34	800	940	1,335	1,375	1,691
	133	215	236	204	373					

No. 7—contd.

Total quantities and value of articles imported—contd.

Articles, and countries of consignment.	Quantities.					Value.				
	1924-25.	1925-26.	1926-27.	1927-28.	1928-29.	1924-25.	1925-26.	1926-27.	1927-28.	1928-29.
PAINTS AND PAINTERS' MATERIALS—contd.										
<i>Red lead—Reduced dry (III-E.)—</i>						Rs.	Rs.	Rs.	Rs.	Rs.
United Kingdom Cwt.
Other British Possessions	20	1	20	400	25	311	..
TOTAL, BRITISH EMPIRE	20	1	20	400	25	311	..
Other Foreign Countries	1	12	24	250	..
TOTAL, FOREIGN COUNTRIES	1	12	24	250	..
TOTAL, BRITISH EMPIRE AND FOREIGN COUNTRIES	20	2	32	400	49	561	..
<i>White lead—</i>										
<i>Genuine (III-E.)—</i>										
United Kingdom	69	170	118	102	95	2,498	5,510	3,510	3,185	2,790
Other British Possessions	5	7	3	213	345	264	..
TOTAL, BRITISH EMPIRE	69	175	125	105	95	2,498	5,723	3,855	3,449	2,790
Other Foreign Countries	11	..	6	620	..	180	..
TOTAL, FOREIGN COUNTRIES	11	..	6	620	..	180	..
TOTAL, BRITISH EMPIRE AND FOREIGN COUNTRIES	69	186	125	110	95	2,498	6,343	3,855	3,629	2,790
United Kingdom
Bombay
Other British Possessions
TOTAL, BRITISH EMPIRE
<i>Reduced dry (III-E.)—</i>										
United Kingdom
Other British Possessions	3	..	2	150	..	80
TOTAL, BRITISH EMPIRE	3	..	2	150	..	80
Other Foreign Countries
TOTAL, BRITISH EMPIRE
TOTAL, BRITISH EMPIRE AND FOREIGN COUNTRIES	3	..	2	150	..	80
<i>Genuine moist (III-E.)—</i>										
Bombay
Other British Possessions
TOTAL, BRITISH EMPIRE
Other Foreign Countries
TOTAL, FOREIGN COUNTRIES
TOTAL, BRITISH EMPIRE AND FOREIGN COUNTRIES
<i>White Zinc—</i>										
<i>Genuine (III-E.)—</i>										
United Kingdom	58	58	52	97	..	2,027	1,251	1,169	2,203
Other British Possessions	29	1	9	3	..	957	37	499	259	..
TOTAL, BRITISH EMPIRE	29	59	67	55	97	957	2,064	1,690	1,428	2,203
Other Foreign Countries	7	3	..	285	420
TOTAL, FOREIGN COUNTRIES	7	3	..	285	420
TOTAL, BRITISH EMPIRE AND FOREIGN COUNTRIES	29	66	67	55	100	957	2,349	1,690	1,428	2,623
<i>White—</i>										
<i>Reduced (III-E.)—</i>										
Bombay	32	1,000
United Kingdom	26	1,736
Other British Possessions	10	400
TOTAL, BRITISH EMPIRE	42	26	1,400	1,736
<i>Reduced moist (III-E.)—</i>										
Other British Possessions
TOTAL, BRITISH EMPIRE

GENERAL IMPORTS.

SEA-BORNE TRADE.

No. 7—contd.

Total quantities and value of articles imported—contd.

Articles, and countries of consignment.	Quantities.					Value.				
	1924-25.	1925-26.	1926-27.	1927-28.	1928-29.	1924-25.	1925-26.	1926-27.	1927-28.	1928-29.
<i>Zinc White—contd.</i>						Rs.	Rs.	Rs.	Rs.	Rs.
<i>White lead—(III-E.)—</i>										
<i>Painters' materials (other than paints and colours).</i>										
<i>Varnish—(III-E.)—</i>										
United Kingdom Cwt.
Bombay
TOTAL, BRITISH EMPIRE
Other Foreign Countries
TOTAL, FOREIGN COUNTRIES
TOTAL, BRITISH EMPIRE AND FOREIGN COUNTRIES
<i>White and red lead (a) ii (III-E.)—</i>										
Bombay
United Kingdom
Other British Possessions
TOTAL, BRITISH EMPIRE
Other Foreign Countries
TOTAL, FOREIGN COUNTRIES
TOTAL, BRITISH EMPIRE AND FOREIGN COUNTRIES
<i>Blue paint or Paris blue—(III-E.)—</i>										
Other British Possessions	4	9	6	2	6	500	395	215	60	175
TOTAL, BRITISH EMPIRE	4	9	6	2	6	500	395	215	60	175
Germany Cwt.	33	1,750
Other Foreign Countries	21	700
TOTAL FOREIGN COUNTRIES	54	2,450
TOTAL BRITISH EMPIRE AND FOREIGN COUNTRIES Cwt.	60	2,625
<i>Other sorts (a) iii (III-E.)—</i>										
Straits Settlements	20	2,000
Ceylon	25	2,101
United Kingdom	1,639	1,096	1,603	2,119	1,932	53,252	44,172	49,502	68,488	58,027
Egypt	100	2,280
India—Bombay	111	85	147	76	80	15,826	11,220	5,659	3,955	4,927
India—Calcutta	49	74	67	34	22	12,950	23,250	21,935	11,003	7,450
Other British Possessions	23	1	48	36	58	935	85	937	589	1,400
TOTAL, BRITISH EMPIRE	1,847	1,356	1,885	2,265	2,092	84,784	81,007	80,080	79,035	71,804
Holland	16	1,100
Germany	81	58	132	122	368	5,095	4,795	6,985	6,090	7,970
Belgium	6	37	145	118	86	1,360	4,420	18,862	7,032	5,483
United States	28	26	32	64	57	2,390	2,210	3,012	5,023	3,161
Austria
Other Foreign Countries	25	10	49	47	26	1,399	430	1,195	622	1,343
Italy	52	1,456
Egypt	510	3,789
TOTAL, FOREIGN COUNTRIES	140	126	358	346	1,115	10,244	11,855	30,054	18,767	24,232
TOTAL, BRITISH EMPIRE AND FOREIGN COUNTRIES	1,987	1,482	2,243	2,611	3,207	95,028	92,862	1,10,084	97,802	96,036
<i>Painters' materials (other than paints and colours) (b)—</i>										
<i>Turpentine—Genuine turpentine (b) (III-E.)—</i>										
United Kingdom
Bombay
Other British Possessions	15	..	1	7	..	606	..	90	363	..
TOTAL, BRITISH EMPIRE	15	..	1	7	..	606	..	90	363	..
Other Foreign Countries	18	465	..
TOTAL, FOREIGN COUNTRIES	18	465	..
TOTAL, BRITISH EMPIRE AND FOREIGN COUNTRIES	15	..	1	25	..	606	..	90	828	..
<i>Turpentine (b) i (III-E.)—</i>										
United Kingdom	50	62	125	66	95	1,423	1,914	2,684	1,915	1,730
Other British Possession	2	1	31	50
TOTAL, BRITISH EMPIRE	50	62	125	68	96	1,423	1,914	2,684	1,946	1,780
United States
Other Foreign Countries	44	25	..	30	20	1,508	915	..	850	423
TOTAL, FOREIGN COUNTRIES	44	25	..	30	20	1,508	915	..	850	423
TOTAL, BRITISH EMPIRE AND FOREIGN COUNTRIES	94	87	125	98	116	2,931	2,829	2,684	2,796	2,203

GENERAL IMPORTS.

SEA-BORNE TRADE.

No. 7—contd.
Total quantity and value of articles imported—contd.

Articles, and countries of consignment.	Quantity.					Value.				
	1924-25.	1925-26.	1926-27.	1927-28.	1928-29.	1924-25.	1925-26.	1926-27.	1927-28.	1928-29.
PAINT AND PAINTERS' MATERIALS—contd.										
Varnish—						Rs.	Rs.	Rs.	Rs.	Rs.
United Kingdom Cwt.	57	67	77	78	75	3,586	2,906	4,316	3,379	3,820
Bombay "	1	4	4	8	1	63	85	52	240	70
Other British Possessions "										
TOTAL, BRITISH EMPIRE "	58	71	81	86	76	3,649	3,291	4,368	3,619	3,890
Other Foreign Countries "	8	1	1	7	8	741	30	70	400	265
TOTAL, FOREIGN COUNTRIES "	8	1	1	7	8	741	30	70	400	265
TOTAL, BRITISH EMPIRE AND FOREIGN COUNTRIES "	66	72	82	93	84	4,390	3,321	4,438	4,019	4,155
Other kinds (b, II (III-B).—										
United Kingdom Value
Bombay "
Other British Possessions "	784	450	949
TOTAL, BRITISH EMPIRE "	784	450	949
Other Foreign Countries "	200	56
TOTAL, FOREIGN COUNTRIES "	200	56
TOTAL, BRITISH EMPIRE AND FOREIGN COUNTRIES "	784	650	1,005
TOTAL, PAINTS AND PAINTERS' MATERIALS "	1,16,047	1,18,668	1,43,944	1,19,802	1,19,578
PAPER, PASTEBOARD AND STATIONERY—										
Paper—										
Packing paper (a) (III-M)—										
United Kingdom Cwt.
India—Bombay "
Egypt "
Suakin and Port Sudal "
Other British Possessions "	6	23	18	29	21	475	680	440	1,388	708
TOTAL, BRITISH EMPIRE "	6	23	18	29	21	475	680	440	1,388	708
Holland "	..	160	116	3,500	4,150
Austria "
Italy "
Other Foreign Countries "	62	6	29	3	3	1,200	300	850	270	350
United States "
Trieste "	192	192	4,200	3,830
TOTAL, FOREIGN COUNTRIES "	62	166	145	195	195	1,200	3,800	5,000	4,470	4,180
TOTAL, BRITISH EMPIRE AND FOREIGN COUNTRIES "	68	189	163	224	216	1,675	4,480	5,440	5,858	4,888
Printing paper (b) (III-M)—										
Egypt "
United Kingdom "	51	61	128	103	74	3,160	2,401	2,562	4,263	2,807
Other British Possessions "	8	1	..	300	..	1,630	10	..
Bombay "	64
TOTAL, BRITISH EMPIRE "	59	61	192	104	74	3,460	2,401	4,192	4,273	2,807
Trieste "	68	74	1,360	2,120
Other Foreign Countries "	22	132	27	14	1	765	11,070	780	1,200	150
Germany "
TOTAL, FOREIGN COUNTRIES "	22	132	27	82	75	765	11,070	780	2,560	2,270
TOTAL, BRITISH EMPIRE AND FOREIGN COUNTRIES "	81	193	219	186	149	4,225	13,471	4,922	6,833	5,077
Writing paper in large sheets—										
United Kingdom Reams and Cwt.	5,276	2,992	1,632	1,504	2,192	13,380	7,619	4,007	2,506	3,200
Egypt "	330	187	102	94	137	1,984	..	1,250
Bombay "	1,088	..	784
Other British Possessions "	68	..	49
TOTAL, BRITISH EMPIRE "	1,644	672	400	192	98	7,045	3,977
Italy "	108	42
Germany "	..	416	400	192	98	..	700	910	458	480
Austria "	..	26	25	12	6
TOTAL, FOREIGN COUNTRIES "	8,008	4,080	2,816	1,696	2,288	22,409	12,296	6,167	2,963	3,680
TOTAL, BRITISH EMPIRE AND FOREIGN COUNTRIES "	501	255	176	106	149
Italy "	3,872	3,200	1,120	5,072	1,776	6,980	5,000	1,600	7,950	2,600
Germany "	242	200	70	817	111	1,860	1,665	..	4,445	4,600
Austria "	348	304	..	2,928	2,384
Holland "	53	19	..	103	149
Trieste "	3,216	5,488	5,808	6,565	12,625	10,321
Belgium "	201	343	363
Other Foreign Countries "	1,164	1,955
TOTAL, FOREIGN COUNTRIES "	78	13,200	8,720	22,004	14,826
TOTAL, BRITISH EMPIRE AND FOREIGN COUNTRIES "	825	545
Other Foreign Countries "	1,296	2,696	..
TOTAL, FOREIGN COUNTRIES "	..	208	392	658	364	..	290	685	1,108	1,424
TOTAL, BRITISH EMPIRE AND FOREIGN COUNTRIES "	..	13	25	41	54
TOTAL, FOREIGN COUNTRIES "	9,100	9,300	7,320	23,254	18,744	17,860	19,580	12,466	38,202	23,450
TOTAL, BRITISH EMPIRE AND FOREIGN COUNTRIES "	569	575	453	1,447	859
TOTAL, BRITISH EMPIRE AND FOREIGN COUNTRIES "	17,168	13,980	10,136	24,650	16,032	39,769	31,876	18,633	41,164	27,130
TOTAL, BRITISH EMPIRE AND FOREIGN COUNTRIES "	1,070	830	684	1,553	1,002

744
GENERAL IMPORTS.

SEA-BORNE TRADE.

No. 7—contd.

Total quantity and value of articles imported—contd.

Articles, and countries of consignment.	Quantity.					Value.				
	1924-25.	1925-26.	1926-27.	1927-28.	1928-29.	1924-25.	1925-26.	1926-27.	1927-28.	1928-29.
						Rs.	Rs.	Rs.	Rs.	Rs.
PAPER, PASTEBOARD AND STATIONERY—										
<i>contd.</i>										
<i>Paper—contd. a</i>										
Note and letter paper and envelopes—										
United Kingdom Cwt.	19	..	30	..	24	1,690	..	1,215	..	1,200
Bombay "	1,295
Other British Possessions "	18	8	1	..	300	25
TOTAL, BRITISH EMPIRE "	32	8	30	..	25	2,985	300	1,215	..	1,225
Trieste "	41	1,818	..
United States "	720	5,150
Belgium "	250	1,800
Germany "	268	18	..	3,285	1,000	..
Other Foreign Countries "	22	10	25	900	1,050	788
TOTAL, FOREIGN COUNTRIES "	1,260	10	25	59	..	11,085	1,050	788	2,818	..
TOTAL, BRITISH EMPIRE AND FOREIGN COUNTRIES "	1,292	18	55	59	25	14,070	1,350	1,098	2,818	1,225
Envelopes imported separately—										
United Kingdom "	33	44	56	128	46	2,525	3,630	3,445	6,468	1,940
Bombay "	13	1,350
Other British Possessions "	..	9	..	12	—1	..	850	..	400	8
TOTAL, BRITISH EMPIRE "	46	53	56	140	45—1	3,875	4,480	3,445	6,868	1,948
Germany "	30	36	51	129	48	1,727	1,468	2,580	5,210	1,559
Other Foreign Countries "	2	6	25	1	..	50	515	1,185	50	..
Belgium "	30	195	1,600	1,515
TOTAL, FOREIGN COUNTRIES "	22	42	76	160	238	1,777	1,983	3,765	6,860	3,074
TOTAL, BRITISH EMPIRE AND FOREIGN COUNTRIES "	68	95	132	300	284—1	5,652	6,463	7,210	13,746	5,022
Old newspapers in bales and bags—										
United Kingdom "	12,715	13,900	11,425	14,956	14,627	86,825	89,159	86,906	86,755	77,986
Calcutta "	250	2,800	..
Other British Possessions "	3	1	4	2	140	50	75	100	60	980
TOTAL, BRITISH EMPIRE "	12,718	13,901	11,429	15,208	14,767	86,875	89,234	87,006	89,615	78,946
United States "	720	..	1,150	1,501	..	5,150	..	6,900	8,020	..
Belgium "	250	..	42	..	250	1,800	..	1,500	..	1,300
Germany "	250	2,000
Italy "	..	115	2,400
Other Foreign Countries "	..	123	975
TOTAL, FOREIGN COUNTRIES "	1,220	238	1,192	1,501	250	8,950	3,375	8,400	8,020	1,300
TOTAL, BRITISH EMPIRE AND FOREIGN COUNTRIES "	13,938	14,229	12,621	16,709	15,017	95,825	92,609	75,406	97,635	80,246
Other kinds of paper (d) (III-M)—										
Karachi "
Suakin "
Egypt "
United Kingdom "	111	13	8,397	1,376
India—Bombay "	88	16	..	37	..	2,163	1,350	..	1,620	..
Other British Possessions "	..	14	149	25	13	..	558	1,582	728	433
TOTAL, BRITISH EMPIRE "	149	30	149	62	26	8,560	1,908	1,582	2,348	1,809
Trieste "	74	261	2,000	4,970
Holland "	40	80	..	2,000	2,000	..
Italy "	72	1,870	..
Germany "	180	107	4,580	3,043
Other Foreign Countries "	1	38	41	10	40	50	1,005	1,650	512	1,067
Djibouti "
Austria "	61	35	36	1,846	2,264	1,000
Belgium "	29	1,248	..
TOTAL, FOREIGN COUNTRIES "	282	73	77	265	408	8,456	3,269	2,650	7,630	9,060
TOTAL, BRITISH EMPIRE AND FOREIGN COUNTRIES "	431	103	226	327	434	17,016	5,172	4,232	9,978	10,889

GENERAL IMPORTS.

SEA-BORNE TRADE.

No. 7—contd.
Total quantity and value of articles imported—contd.

Articles, and countries of consignment.	Quantity.					Value.				
	1924-25.	1925-26.	1926-27.	1927-28.	1928-29.	1924-25.	1925-26.	1926-27.	1927-28.	1928-29.
PAPER, PASTEBOARD AND STATIONERY—										
<i>contd.</i>										
<i>Other kinds of paper (a) (III-M)—</i>										
<i>Paper Manufactures (III-M.)—</i>										
Bombay Cwt.	13	23	33	24	..	1,025	2,100	2,815	1,310	..
Egypt	11	1,730
Other British Possessions	5	2	4	8	500	15	450	723
United Kingdom	12	24	..	16	570	1,769	1,347
TOTAL, BRITISH EMPIRE	18	37	68½	32	16	1,595	4,369	5,907	1,760	723
Italy
France
Other Foreign Countries	14	54	4,250
Germany	24	21	43	11	940	1,454	537	1,160	427
..	9	1,105
TOTAL, FOREIGN COUNTRIES	14	78	30	43	11	940	5,704	1,642	1,160	427
TOTAL BRITISH EMPIRE AND FOREIGN COUNTRIES.	32	115	98½	75	27	2,535	10,073	7,549	2,920	1,150
<i>Pasteboards, millboards and cardboards of all kinds—(III-M.)—</i>										
Egypt Cwt.
United Kingdom
Other British Possessions	4	19	6	5	..	40	507	480	92	..
TOTAL, BRITISH EMPIRE	4	19	6	5	..	40	507	480	92	..
Straw Boards—
Other British Possessions	9	13	12	..	1	328	199	314	..	14
TOTAL, BRITISH EMPIRE	9	13	12	..	1	328	199	314	..	14
Italy
Other Foreign Countries	2	260
TOTAL, FOREIGN COUNTRIES	2	260
TOTAL, BRITISH EMPIRE AND FOREIGN COUNTRIES.	4	13	16	..	3	40	199	400	..	274
Other kinds—
Other British Possessions	28	13	16	38	16	640	242	400	704	380
TOTAL, BRITISH EMPIRE	28	38	16	640	704	380
Other Foreign Countries	5	110
TOTAL, FOREIGN COUNTRIES	5	110
TOTAL, BRITISH EMPIRE AND FOREIGN COUNTRIES.	28	13	16	38	21	640	242	400	704	490
TOTAL OF PAPER AND PASTEBOARD Value	1,72,825	1,66,442	1,26,674	1,81,739	1,86,391
<i>PAPER-MAKING MATERIALS—</i>										
<i>Rags and other materials (II-S.)—</i>										
Other British Possessions .. Cwt.
TOTAL, BRITISH EMPIRE
TOTAL, BRITISH EMPIRE AND FOREIGN COUNTRIES.
Paraffin wax—
United Kingdom
Other British Possessions	3	..	2	120	..	900
TOTAL, BRITISH EMPIRE	3	..	2	120	..	900
<i>PERFUMERY (NOT BEING PERFUMED SPIRITS) (III-V)—</i>										
Egypt Value	1,150	..	1,300
United Kingdom	7,365	..	2,789	2,002	2,132
India—Bombay	40,467	25,343	42,421	35,680	24,734
Other British Possessions	610	1,707	..	635	20
Straits Settlements	1,130	1,080	..	5,594
Hong Kong	1,750	2,439	1,850
TOTAL, BRITISH EMPIRE	49,592	28,180	49,340	40,656	34,330
Mossawah	1,500	2,120
Peris	1,000	1,595	5,564	2,066
France	4,780	..
Egypt	2,905
Asiatic Turkey, Persian Gulf
Asiatic Turkey, Levant and Black Sea
Djibouti	1,61,070	96,954	70,425	46,787	59,125
Arabian Gulf Ports	1,398	2,350
Holland	3,845	1,579
Germany	1,528	..	1,700	..	2,014
Other Foreign Countries	990	1,172	2,345	2,000	..
Italy	3,845
TOTAL, FOREIGN COUNTRIES	1,68,591	99,126	76,065	62,956	63,254
TOTAL, BRITISH EMPIRE AND FOREIGN COUNTRIES.	2,18,173	1,27,306	1,25,405	1,08,612	1,02,584
<i>Coal tar and pitch (III-V)—</i>										
United Kingdom Cwt.	414	519	474	682	451	3,648	3,891	3,972	5,288	3,735
Other British Possessions	10	..	15	24	15	80	..	250	265	79
TOTAL, BRITISH EMPIRE	424	519	489	706	466	3,728	3,891	4,222	5,548	3,814
Egypt
Other Foreign Countries	46	25	46	5	881	655	175	220	250	4,535
..	114	790
TOTAL, FOREIGN COUNTRIES	46	25	46	5	975	655	175	220	250	5,325
TOTAL, BRITISH EMPIRE AND FOREIGN COUNTRIES.	470	544	495	711	1,441	4,383	4,066	4,442	5,798	9,139
<i>Stockholm tar and pitch—</i>										
Other British Possessions .. Cwt.	..	3	..	8	5	30	..	26
TOTAL, BRITISH EMPIRE	3	..	8	5	30	..	26

No. 7—contd.

Total quantity and value of articles imported—contd.

Articles, and countries of consignment.	Quantity.					Value.				
	1924-25.	1925-26.	1926-27.	1927-28.	1928-29.	1924-25.	1925-26.	1926-27.	1927-28.	1928-29.
						Rs.	Rs.	Rs.	Rs.	Rs.
FINCH, TAR AND DAMMAR (III-V)—contd.										
<i>Stockholm tar and pitch—</i>										
Mossawah .. Cwt.
Other Foreign Countries .. "
TOTAL, FOREIGN COUNTRIES .. "	30	..	26	75
TOTAL, BRITISH EMPIRE AND FOREIGN COUNTRIES.	..	8	..	8	5
<i>Dammer (III-V.)—</i>										
PLANTS, LIVING INCLUDING BULBS AND SEEDS, FOR SOWING (II-S.)—										
Other British Possessions .. Value	75	20	10
TOTAL, BRITISH EMPIRE .. "	75	20	10
Asiatic Turkey Persian Gulf .. "	5,200
Mokha .. "
Italy .. "	95	40	62
Other Foreign Countries .. "
TOTAL, FOREIGN COUNTRIES .. "	5,200	95	40	62
TOTAL, BRITISH EMPIRE AND FOREIGN COUNTRIES .. "	75	5,200	95	60	72
POLISHES—										
<i>Polishes and composition for application to leather (a) (III-V.)—</i>										
Bombay .. Value	9,881	5,786	7,105	8,468	8,048
United Kingdom .. "	246	16	90	200	75
Other British Possessions .. "
TOTAL, BRITISH EMPIRE .. Cwt.	10,027	5,802	7,195	8,668	8,123
Other Foreign Countries .. Value	154	645	268	165	977
TOTAL, FOREIGN COUNTRIES .. "	154	645	268	165	977
TOTAL, BRITISH EMPIRE AND FOREIGN COUNTRIES.	10,181	6,447	7,463	8,833	9,100
<i>Polishes and composition for application to Metals, etc. (b) (III-V.)—</i>										
Other British Possessions .. Value	165	30	258
United Kingdom .. "	8,627	5,262	6,104	8,606	6,546
TOTAL, BRITISH EMPIRE .. "	8,792	5,262	6,104	8,636	6,804
Other Foreign Countries .. "	91	139	264	485	715
TOTAL, FOREIGN COUNTRIES .. "	91	139	264	485	715
TOTAL, BRITISH EMPIRE AND FOREIGN COUNTRIES.	8,883	5,401	6,368	9,121	7,519
Wood polish—										
United Kingdom .. "	1,378	1,034	1,030	..
Other British Possessions .. "	1,004	20	20	..	880
TOTAL, BRITISH EMPIRE .. "	1,004	1,398	1,054	1,030	880
Other Foreign Countries .. "	50	150	..
TOTAL, FOREIGN COUNTRIES .. "	50	150	..
TOTAL, BRITISH EMPIRE AND FOREIGN COUNTRIES.	1,004	1,398	1,104	1,180	880
PRECIOUS STONES AND PEARLS UNSET (II-S.)—										
<i>Pearls unset—</i>										
United Kingdom .. Value	1,200
India—Bombay .. "	1,500	..	30,000
omalfand .. "	4,900	4,200	1,100
Other British Possessions .. "
TOTAL, BRITISH EMPIRE .. "	7,600	4,200	31,100
<i>Pearls unset—</i>										
Kamran .. Value	33,500	25,000	70,000
France .. "
Mocha, etc. .. "	62,000	26,000
Arabian Gulf Ports .. "
Mossawah .. "	48,500
Lohia .. "	8,000	35,200	..
Hodeldah .. "	15,000
Independent Somali Ports .. "
Other Foreign Countries .. "	700
Galzan .. "
TOTAL, FOREIGN COUNTRIES .. "	77,600	26,000	41,500	62,200	1,17,200
TOTAL, BRITISH EMPIRE AND FOREIGN COUNTRIES.	85,200	30,200	72,600	60,200	1,17,200

GENERAL IMPORTS.

SEA-BORNE TRADE.

No. 7—contd.

Total quantity and value of articles imported—contd.

Articles, and countries of consignment.	Quantity.					Value.				
	1924-25.	1925-26.	1926-27.	1927-28.	1928-29.	1924-25.	1925-26.	1926-27.	1927-28.	1928-29.
						Rs.	Rs.	Rs.	Rs.	Rs.
PRECIOUS STONES AND PEARLS UNSERT										
<i>(II-S)—</i>										
<i>Printing and Lithographing Press (III-V)—</i>										
United Kingdom Value
Other British Possessions	125	..	500	..
TOTAL, BRITISH EMPIRE	125	..	500	..
Other Foreign Countries
TOTAL, FOREIGN COUNTRIES
TOTAL, BRITISH EMPIRE AND FOREIGN COUNTRIES.	125	..	500	..
PRINTING AND LITHOGRAPHING MACHINES AND MATERIALS (EXCLUDING PAPER)—										
<i>Printing Types (III-V)—</i>										
United Kingdom Cwt.
Other British Possessions	3	2	1	4	..	595	525	108	1,000	..
TOTAL, BRITISH EMPIRE	3	..	1	4	..	595	..	108	1,000	..
TOTAL, BRITISH EMPIRE AND FOREIGN COUNTRIES.	3	2	1	4	..	595	525	108	1,000	..
<i>Printer's and Lithographer's ink (III-V)—</i>										
Other British Possessions .. Value
TOTAL, BRITISH EMPIRE
<i>(1) Other Materials (III-F)—</i>										
Other British Possessions
United Kingdom	72	517	615	300	30
TOTAL, BRITISH EMPIRE	72	517	615	300	30
TOTAL, BRITISH EMPIRE AND FOREIGN COUNTRIES.	72	517	615	300	30
<i>(2) Other Foreign Countries</i>										
TOTAL, FOREIGN COUNTRIES	100
TOTAL, FOREIGN COUNTRIES	100
PRINTS, ENGRAVINGS AND PICTURES—										
<i>Photographs and Picture Post-cards (a) (III-V.)—</i>										
United Kingdom	1,125	1,460	..
Other British Possessions	30
TOTAL, BRITISH EMPIRE	30	..	1,125	1,460	..
Trieste	107	1,300	..
Other Foreign Countries	107	..
TOTAL, FOREIGN COUNTRIES	1,407	..
TOTAL, BRITISH EMPIRE AND FOREIGN COUNTRIES.	38	..	1,125	2,867	..
<i>Others (Prints, Engravings) (b) (etc. III-V.)</i>										
United Kingdom Value	285
Other British Possessions	250	..	68	850	..
TOTAL, BRITISH EMPIRE	250	..	68	850	285
Other Foreign Countries	180	..	390	120
TOTAL, FOREIGN COUNTRIES	180	..	390	120
TOTAL, BRITISH EMPIRE AND FOREIGN COUNTRIES.	250	180	68	1,240	405
PROVISIONS AND OILMAN'S STORES—										
<i>Bacon and Hams (I-E.)</i>										
Egypt Cwt.
United Kingdom	211	239	284	189	285	23,933	27,827	26,087	18,671	19,378
Other British Possessions	6	3	1	4	..	950	475	90	445
Bombay
TOTAL, BRITISH EMPIRE	211	245	287	190	289	23,933	28,777	26,562	18,761	19,823
Other Foreign Countries	5	1	2	..	14	430	98	150	..	1,324
Egypt
TOTAL, FOREIGN COUNTRIES	5	1	2	..	14	430	98	150	..	1,324
TOTAL, BRITISH EMPIRE AND FOREIGN COUNTRIES.	216	246	289	190	303	24,363	28,875	26,712	18,761	21,147
<i>Biscuits and Cakes (I-E.)—</i>										
United Kingdom Cwt.	358	441	387	441	614	34,824	32,576	30,305	33,948	36,642
India—Bombay	18	22	1,334	1,547
Egypt	105	2,660
Ceylon
Other British Possessions	17	9	32	36	25	1,100	527	1,340	1,520	988
Straits Settlements	51	1,590
TOTAL, BRITISH EMPIRE	393	462	524	477	690	37,258	34,650	34,395	35,468	39,220
Other Foreign Countries	19	4	4	9	24	1,300	510	535	280	1,328
Germany	20	35	68	79	125	35	1,785	2,911	3,535	4,888
Belgium	189	266	152	141	33	1,030	14,409	7,560	6,135	1,550
France	20	95	421	648	..	1,195	3,928	14,484	20,421
Egypt	47	2,608
TOTAL, FOREIGN COUNTRIES	228	325	319	650	877	12,467	17,899	14,934	24,434	30,795
TOTAL, BRITISH EMPIRE AND FOREIGN COUNTRIES.	621	787	843	1,127	1,567	49,725	52,549	49,329	59,902	70,015

No. 7—contd.

Total quantity and value of articles imported—contd.

Articles, and Countries of consignment.	Quantity.					Value.				
	1924-25.	1925-26.	1926-27.	1927-28.	1928-29.	1924-25.	1925-26.	1926-27.	1927-28.	1928-29.
						Rs.	Rs.	Rs.	Rs.	Rs.
PROVISIONS AND OILMAN'S STORES—contd.										
<i>Butter including Canned (I-E.)—</i>										
United Kingdom .. Cwt.	86	4,322
Egypt
India—Bombay ..	274	320	273	246	325	33,217	40,850	24,878	20,220	81,963
Other British Possessions ..	6	2	8	6	2	350	245	625	558	146
TOTAL, BRITISH EMPIRE ..	280	322	281	252	363	33,567	41,095	25,503	20,778	86,430
Mossawah	40	34	1,850
Egypt	8	40	4,820	5,299
Other Foreign Countries ..	1	4	4	3	27	15	625	670	320	1,460
TOTAL, FOREIGN COUNTRIES ..	1	4	4	43	101	15	625	670	4,640	8,609
TOTAL, BRITISH EMPIRE AND FOREIGN COUNTRIES ..	280½	326	285	295	464	33,582	41,720	26,173	25,418	45,039
<i>Cheese (including canned) (I-E.)—</i>										
Egypt
United Kingdom ..	131	146	199	186	182	13,513	13,010	18,003	13,288	13,081
Bombay ..	8	59	2	4	1	843	1,596	228	205	50
Other British Possessions
TOTAL, BRITISH EMPIRE ..	139	205	201	140	183	14,356	14,606	18,231	13,493	13,131
Egypt	12	1,278
Mossawah
Djibouti
Mokha
Other Foreign Countries ..	19	21	25	7	28	1,958	1,824	2,045	190	977
United States of America
TOTAL, FOREIGN COUNTRIES ..	19	21	25	7	40	1,958	1,824	2,045	190	2,255
TOTAL, BRITISH EMPIRE AND FOREIGN COUNTRIES ..	158	226	226	147	223	15,424	16,430	20,276	13,683	15,386
CONFECTIONARY.										
United Kingdom .. Cwt.	2,971	3,332	1,24,139	1,24,139	1,27,431
Bombay	63	25	3,485	3,485	1,054
Other British Possessions	15	18	571	571	422
TOTAL, BRITISH EMPIRE	3,049	3,375	1,28,195	1,28,195	1,28,907
Egypt	229	165	6,525	6,525	4,447
Belgium	112	98	4,150	4,150	2,801
Holland	93	28	3,150	3,150	1,350
Other Foreign Countries	86	51	2,886	2,886	1,885
TOTAL, FOREIGN COUNTRIES	520	342	16,711	16,711	10,588
TOTAL, BRITISH EMPIRE AND FOREIGN COUNTRIES	3,569	3,717	1,44,906	1,44,906	1,39,495
<i>Cocoa and Chocolate (I-E.)—</i>										
United Kingdom ..	64	..	87	94	127	10,729	..	10,165	11,996	11,854
Egypt	11,684
Other British Possessions ..	10	1	2	2	..	850	54	300	315	..
TOTAL, BRITISH EMPIRE ..	94	75½	89	96	127	11,579	11,738	10,465	12,311	11,854
France	14	1,086
Italy ..	7	14	..	1,150	1,155	..
Other Foreign Countries ..	7	2	10	9	14	655	155	553	990	970
TOTAL, FOREIGN COUNTRIES ..	14	2	24	23	14	1,805	155	1,639	2,155	970
TOTAL, BRITISH EMPIRE AND FOREIGN COUNTRIES ..	108	77½	113	119	141	13,384	11,893	12,104	14,466	12,824
<i>Farinaceous and Patent Food (I-E.)—</i>										
(i) Farinaceous foods in bulk—										
Other British Possessions
TOTAL, BRITISH EMPIRE
Milk foods for infants and invalids (wholly or mainly milk)—										
Other British Possessions	2	1	13	24	..	135	10	954
United Kingdom ..	1	27	25	20	..	2,988	2,824	3,002	1,620	..
TOTAL, BRITISH EMPIRE ..	20½	27	27	20½	13	3,012	2,824	3,137	1,630	954
Other sorts—										
Straits Settlements	103	1,235
Bombay ..	154	102	54	132	43	3,414	2,016	1,400	1,967	1,167
United Kingdom ..	163	110	259	187	212	7,329	5,677	8,573	7,047	6,514
Other British Possessions ..	3	65	..	38	12	160	1,134	..	865	225
TOTAL, BRITISH EMPIRE ..	320	277	416	365	267	10,903	8,827	11,208	10,379	7,926
Trieste	56	1,230
Greece	2,155
Mossawah	1,222
France ..	517	259	118	218	521	7,390	7,980	2,295	1,350	10,110
United States ..	58	717	100	110	64	2,152	4,415	3,021	3,360	1,625
Austria ..	50	123	1,400	3,650
Other Foreign Countries ..	1	52	29	78	30	15	1,445	740	2,065	563
Italy ..	75	116	53	85	59	1,330	3,460	1,155	1,725	1,215
Djibouti	170	5,606
TOTAL, FOREIGN COUNTRIES ..	731½	627	470	523	780	18,559	20,950	12,627	14,430	14,743
TOTAL, BRITISH EMPIRE AND FOREIGN COUNTRIES ..	1,051½	904	886	828	997	24,462	28,777	24,085	24,808	22,669

No. 7—contd.
Total quantity and value of articles imported—contd.

Articles, and countries of consignment.	Quantity.					Value.				
	1924-25.	1925-26.	1926-27.	1927-28.	1928-29.	1924-25.	1925-26.	1926-27.	1927-28.	1928-29.
						Rs.	Rs.	Rs.	Rs.	Rs.
PROVISIONS AND OILMAN'S STORES—contd.										
<i>Gh (I. E.)—contd.</i>										
<i>Kanya Colony—</i>										
United Kingdom	7,145	2,418	3,822	2,316	42	3,67,860	8,490	5,237	2,300	2,600
Somaliand	124	118	81
Zanzibar, etc.
Anglo Egyptian Sudan
India—Bombay	383	550	514	505	284
—Gulf of Cutch	15	896	49,938	70,180	54,937	54,070	15,120
Other British Possessions	1,075
Karachi	27	6	..	1,534	..	1,977	285
Tanganyika Territory	38	928	1,500	1,520
TOTAL, BRITISH EMPIRE	7,549	3,159	4,438	4,019	1,372	4,18,368	2,85,881	2,38,171	2,29,099	1,05,495
Egypt	60	1,750	..
Konfidah	585	224
Adelic Turkey, Peralan Gulf	206	27,580	9,180
Kamaran, etc.	2,057	149	8,900
Mosawah	497	362	231	..	68	..	1,01,005	5,295	..	4,600
Holland	80	65	2,866	28,080	16,588	12,305	..	1,50,367
Jedah	511	..	14	1,500	2,003	..
Hodeidah	22	..	268	..	164	1,440	..	23,170	..	1,300
Madagascar	66	18,521	..	9,850
Independent Somali Ports	1,172	..	145	3,140
Italian East Africa	46	73	..	24	42	59,108	..	6,457
Gaizan	161	2,340	..	3,220	..	2,220
Mokha	683	485	446	463	2,438	29,819	26,741	2,350	..	8,785
Arabian Gulf Ports	22	87	26	24	20,896	24,180	1,34,597
German East Africa	40	1,020	3,968	1,160	1,665
D'jibouti and Obokh	788	826	481	144	134	44,719	58,503	28,183	7,980	8,008
Other Foreign Countries	24	17	51	91	16	1,015	680	2,810	3,938	1,022
Dunkall coast	116	68	504	86	30	5,935	4,200	25,609	4,880	1,606
Germany	45	2,882
Belgium	75	4,000
TOTAL, FOREIGN COUNTRIES	3,298	4,848	3,182	959	6,002	1,66,496	2,56,059	1,52,974	46,428	3,24,020
TOTAL, BRITISH EMPIRE AND FOREIGN COUNTRIES	10,841	8,007	7,620	4,978	7,374	5,84,864	4,91,940	3,89,145	2,69,527	4,29,515
<i>Isinglass—</i>										
Bombay	11	1,917
Other British Possessions	3	..	3	2	2	1,000	20	700	510	40
TOTAL, BRITISH EMPIRE	3	..	3	2	13	1,000	20	700	510	1,957
Japan
Other Foreign Countries	2	2	..	1,200	..	630	650	..
TOTAL, FOREIGN COUNTRIES	3	..	2	2	..	1,200	..	630	650	..
TOTAL, BRITISH EMPIRE AND FOREIGN COUNTRIES	6	..	5	4	13	2,200	20	1,330	1,160	1,957
<i>Jams and jellies (I. E.)—</i>										
Bombay
United Kingdom	158	167	185	161	158	9,456	8,882	7,418	7,579	5,454
Other British Possessions	4	10	10	5	3	180	322	270	210	144
TOTAL, BRITISH EMPIRE	162	177	195	166	161	9,636	9,204	7,688	7,789	5,598
D'jibouti
United States
Other Foreign Countries	3	..	6	6	..	100	5	250	420
Italy
TOTAL, FOREIGN COUNTRIES	3	..	6	6	..	100	5	250	420
TOTAL, BRITISH EMPIRE AND FOREIGN COUNTRIES	162	180	195	172	167	9,636	9,304	7,693	8,039	6,018
<i>Lard (I. E.)—</i>										
United Kingdom
Other British Possessions	2	48	7	3	13	160	39	274	100	223
TOTAL, BRITISH EMPIRE	2	48	7	3	13	160	39	274	100	223
TOTAL, FOREIGN COUNTRIES
TOTAL, BRITISH EMPIRE AND FOREIGN COUNTRIES	2	48	7	3	13	160	39	274	100	223
<i>Milk, condensed and preserved, including Milk Cream (I. E.)—</i>										
Bombay
Zanzibar
Egypt	67	18	4,607	1,300
United Kingdom	130	227	301	421	592	9,300	26,821	15,790	21,642	30,100
Ceylon
Other British Possessions	3	2	9	38	20	145	163	239	1,263	877
TOTAL, BRITISH EMPIRE	200	247	310	459	612	14,252	30,284	16,029	22,905	30,477
D'jibouti	124	1,307
Italian East Africa	3,688	1,800
France	54	92	69	1,500	..	2,840	4,385	3,291
Italy	88	117	27	..	76	3,542	6,198	1,399	..	1,891
United States	70	48	38	49	82	2,573	1,902	1,746	1,857	2,075
Germany	74	2,145
Other Foreign Countries	28	31	20	78	97	1,176	1,655	852	1,094	2,776
Austria	47	1,300
TOTAL, FOREIGN COUNTRIES	250	196	310	214	897	10,591	9,755	9,444	7,338	12,178
TOTAL, BRITISH EMPIRE AND FOREIGN COUNTRIES	450	443	620	673	1,009	24,843	40,039	25,473	30,241	42,655
<i>Pickles, Chutnies, Sauces and Condiments, (I. E.)—</i>										
Egypt
United Kingdom	179	148	228	200	186	10,608	8,420	11,384	10,320	6,457
India—Bombay	71	26	158	39	62	2,734	1,847	3,314	1,004	2,008
Other British Possessions	60	184	42	37	4	1,777	3,571	1,985	1,070	118
Madras	19	..	31	31	..	1,368	..	1,182	1,005
TOTAL, BRITISH EMPIRE	310	377	428	307	288	15,209	15,204	16,688	18,585	9,588
Italy	557	689	879	455	1,038	14,522	13,394	15,500	10,865	19,230
Egypt	76	1,467
Other Foreign Countries	3	11	2	..	35	125	395	210	..	855
Austria
Holland
D'jibouti	33	1,080
TOTAL, FOREIGN COUNTRIES	560	733	881	455	1,161	14,647	14,719	15,710	10,865	21,552
TOTAL, BRITISH EMPIRE AND FOREIGN COUNTRIES	870	1,055	1,340	772	1,449	29,856	29,923	32,393	24,450	31,135

750
GENERAL IMPORTS.

No. 7—contd.

Total quantity and value of articles imported—contd.

Articles, and countries of consignment.	Quantity.					Value.				
	1924-25.	1925-26.	1926-27.	1927-28.	1928-29.	1924-25.	1925-26.	1926-27.	1927-28.	1928-29.
<i>PROVISIONS AND OILMAN'S STORES—contd.</i>						Rs.	Rs.	Rs.	Rs.	Rs.
<i>Vinegar (excluding bottled Vinegar) I. E.—</i>										
United Kingdom .. Gal.	1,595	844	561	929	830	3,900	2,566	1,435	1,188	1,169
Other British Possessions .. "	50	50	100	..	133	100	250	120	..	194
TOTAL, BRITISH EMPIRE .. "	1,645	894	661	929	963	4,000	2,816	1,555	1,188	1,363
Arabian Gulf Ports .. "	6,520	4,121	6,013	7,773	6,438	5,059	4,066	4,320	6,493	5,362
Other Foreign Countries .. "	10	55	314	80	891	25	55	280	55	525
TOTAL, FOREIGN COUNTRIES .. "	6,530	4,176	6,327	7,853	6,829	5,084	4,121	4,550	6,548	5,887
TOTAL, BRITISH EMPIRE AND FOREIGN COUNTRIES .. "	8,175	5,070	6,988	8,782	7,792	9,084	6,937	6,105	7,686	7,250
(i) Canned or bottled fruits—										
Ceylon .. Cwt.	42	75	115	1,789	2,559	3,301
United Kingdom .. "	261	777	321	424	468	10,198	9,983	18,920	18,064	14,201
Straits Settlements .. "	3,480	2,748	2,950	5,387	4,343	64,100	45,289	56,601	58,848	52,359
Other British Possessions .. "	33	44	3	40	5	1,943	1,225	80	1,090	195
Bombay .. "	..	75	55	33	29	1,474	1,559	1,949
Australia .. "	46	1,220
TOTAL, BRITISH EMPIRE .. "	3,774	3,644	3,417	5,959	4,960	76,241	58,848	77,084	1,12,720	72,005
Other Foreign Countries .. "	6	14	54	37	204	295	783	1,719	1,890	2,567
Italy .. "	131	139	283	430	148	4,178	4,754	6,775	10,850	3,947
United States .. "	107	34	..	3,178	1,644	..
China .. "	2	..	120	3,000	..	1,810
Trieste .. "	41	1,500
TOTAL, FOREIGN COUNTRIES .. "	214	153	839	501	513	7,651	5,517	11,494	14,284	9,824
TOTAL, BRITISH EMPIRE AND FOREIGN COUNTRIES .. "	4,018	3,797	3,756	6,460	5,473	83,892	64,365	88,578	1,27,004	81,829
Other sorts of Provisions—canned and bottled— Provisions (not specified elsewhere),										
(a) I. E.—										
Hongkong .. "	186	187	2,797	2,168
Ceylon .. "	89	2,176
Egypt .. "	32	1,250
Australia .. "
Zanzibar .. "	1,082	1,256	1,541	56,558	62,331	56,342	64,199	62,546
United Kingdom .. "	960	1,229	304	..	102	4,777	..	1,635
Straits Settlements .. "	11	16	34	1,223	1,218	1,063	1,420	2,635
Bombay—India .. "	18	14
Calcutta .. "
British Somaliland .. "	58	1,968	3,242	1,439	1,268	1,285
Other British Possessions .. "	44	92	43	34
TOTAL, BRITISH EMPIRE .. "	1,031	1,355	1,479	1,491	1,954	59,759	66,791	65,797	69,684	71,519
Belgium .. "	..	201	348	..	77	11,209	5,974	..
United States of America .. "	21	85	662	332	582	1,093	2,666	12,192	18,559	11,464
Italy .. "	81	13	..	714	..	1,994	1,050
Germany .. "	248	3,285	9,271
Egypt .. "	155	168	93	1,150	..	3,231	1,086	3,450
France .. "	38	..	39	1,192	..	1,150
Austria .. "	30	..	7	153	53	2,325	847	145	2,776	2,290
Other Foreign Countries .. "	56	23	41	2,286	2,986	1,210
Trieste .. "	89	1,515	..
Djibouti .. "	..	81
TOTAL, FOREIGN COUNTRIES .. "	226	403	1,294	1,452	1,044	7,754	13,220	30,913	33,195	30,538
TOTAL, BRITISH EMPIRE AND FOREIGN COUNTRIES .. "	1,257	1,738	2,773	2,943	2,998	67,518	80,011	96,710	1,02,679	1,02,052
Vegetable Products (Vegetable Ghee, Vegetable Fat, etc.)										
Bombay .. Cwt.	476	25,450
United Kingdom .. "	878	80,160
Other British Possession .. "	2	54
TOTAL BRITISH EMPIRE .. "	6,356	55,664
Belgium .. "	520	15,938
Holland .. "	1,295	42,006
Other Foreign Countries .. "	15	715
TOTAL FOREIGN COUNTRIES .. "	1,830	58,659
TOTAL, BRITISH EMPIRE AND FOREIGN COUNTRIES .. "	3,186	1,14,323
Tinned or Canned Fish (I. E.)—										
Egypt .. "	185	163	248	243	277	9,609	10,046	9,638	13,097	11,020
United Kingdom .. "	54	1,118	67	1,871	2,588	1,542
Bombay .. "	22	1	45	68	..	1,155	1,535
Other British Possessions .. "	32	43
Straits Settlements .. "
TOTAL, BRITISH EMPIRE .. "	189	225	293	311	331	11,882	12,898	11,504	16,685	12,562
Trieste .. "	20	1,068	..
Egypt .. "	25	..	37	1,080	1,515	..
United States .. "	13	1,165
Austria .. "	15	29	34	29	24	940	2,049	1,451	841	1,275
Other Foreign Countries .. "
TOTAL, FOREIGN COUNTRIES .. "	15	29	72	86	58	940	2,049	3,696	4,024	3,506
TOTAL, BRITISH EMPIRE AND FOREIGN COUNTRIES .. "	204	254	365	397	389	12,822	14,947	15,200	19,709	16,068
Other sorts (b) I. E.—										
Mesopotamia .. "	..	67	154	220	235	..	2,065	4,183	1,750	1,268
Ceylon .. "	68	106	165	182	95	3,704	5,036	6,346	6,755	2,819
Egypt .. "	76	..	50	2,478	5,826	3,227	4,805	1,879
Malabar Coast .. "	29	103	..	85	..	6,708	..	1,285	4,486	6,252
United Kingdom .. "	352	..	140	274	288
Somaliland .. "	66	..	85	1,847	..	1,037	1,150	1,363
Zanzibar .. "	47	53
India—Bombay .. "	68	1,977	2,675	170	50	1,889
—Straits Settlements .. "	49	109	4
Other British Possessions .. "	111
Anglo Egyptian Sudan .. "
TOTAL, BRITISH EMPIRE .. "	545	385	625	927	821	15,714	15,102	16,748	21,400	14,970

No. 7—contd.
Total quantities and value of articles imported—contd.

Articles, and countries of consignment.	Quantities.					Value.				
	1924-25.	1925-25.	1926-27.	1927-28.	1928-29.	1924-25.	1925-26.	1926-27.	1927-28.	1928-29.
Java Cwt	200	8,000
Lehia	110	187	2,775	..
Djibouti	38	60	1,119	5,705	5,230
Egypt	112	217	5,474	7,212
Mossawah	65	47	160	348	..	1,419	1,270	3,970	6,375	..
Konfa, etc.	51	274	172	1,050	5,906	3,890
Hodeidah
Arabian Gulf Ports	406	257	807	722	290	12,398	10,146	13,896	24,919	16,168
Dunkali Coast	132	115	182	..	52	1,658	1,225	1,835	..	1,301
Mocha	375	105	104	152	31	5,413	2,404	1,748	4,115	1,048
Kamaran	314	2,236	928	8,747	61,480	29,280
Germany	92	1,337
Other Foreign Countries	203	102	196	248	74	2,104	2,228	4,465	5,052	1,799
Muscut	58	7,290	..
TOTAL, FOREIGN COUNTRIES	1,265	686	1,359	4,287	2,056	25,148	22,978	39,891	1,17,889	70,035
TOTAL, BRITISH EMPIRE AND FOREIGN COUNTRIES	1,810	1,071	1,984	5,214	2,877	40,862	38,080	56,689	188,789	85,005
TOTAL, PROVISIONS AND OILMAN'S STORES .. Value	10,29,634	9,59,823	8,31,334	10,33,150	12,45,554
RAILWAY PLANT AND ROLLING STOCK— <i>Carriage and wagons and parts thereof (III N.)—</i>										
Other British Possessions .. Value	187
United Kingdom	3,740
TOTAL, BRITISH EMPIRE	3,740	..	187
Belgium
TOTAL, FOREIGN COUNTRIES
TOTAL, BRITISH EMPIRE AND FOREIGN COUNTRIES	3,740	..	187
<i>Sleepers of wood (a) (III N.)—</i>										
Other British Possessions .. Tons
Bombay
Karachi
TOTAL, BRITISH EMPIRE
LOCOMOTIVE ENGINES AND TENDERS AND PARTS THEREOF (III N.)—										
Other British Possessions .. Value	2,690
United Kingdom
TOTAL, BRITISH EMPIRE	2,690
RAILS, CHAIRS AND FISH-PLATES OF STEEL OR IRON—										
United Kingdom Tons.	..	23	3,881
Bombay
Other British Possessions
TOTAL, BRITISH EMPIRE	23	3,881
Belgium
Italy
Other Foreign Countries	1	340
TOTAL, BRITISH EMPIRE AND FOREIGN COUNTRIES	23	1	3,881	340
<i>Sleepers and Keys of steel or iron (III N.)—</i>										
Other British Possessions	705
United Kingdom
Bombay	5	2,000
TOTAL, BRITISH EMPIRE	5	2,000	705
<i>Other kinds of Materials (III N.)—</i>										
1. United Kingdom	3	1,092
2. Other British Possessions	1	—3	125	360	636
3. TOTAL, BRITISH EMPIRE	1	—3	125	360	1,728
4. Belgium	2	2,000
5. Germany	2	3,176
6. TOTAL, FOREIGN COUNTRIES	4	5,175
7. TOTAL, BRITISH EMPIRE AND FOREIGN COUNTRIES. .. Value	7-3	6,908
TOTAL, RAILWAY PLANT AND ROLLING STOCK	3,865	6,241	10,120
RUBBER (II J.)—										
<i>Tyres for Motor and Motor Cycles (a) (III O.)—</i>										
Zanzibar No.	..	2	60
Other British Possessions	25,311	25,658
United Kingdom	763	643	2,065
India—Bombay	59
Egypt
TOTAL, BRITISH EMPIRE	282	645	27,376	25,718
Trieste
Italy
Egypt
United States	1,038	1,089	23,437	39,744
Djibouti
France	547	487	25,945	12,026
Other Foreign Countries	11	4	498	80
Germany	24	1,640
TOTAL, FOREIGN COUNTRIES	1,595	1,554	54,980	58,490
TOTAL, BRITISH EMPIRE AND FOREIGN COUNTRIES	2,418	2,199	82,806	79,208

No. 7—contd.

Total quantities and value of articles imported—contd.

Articles, and countries of consignment.	Quantities.					Value.				
	1924-25.	1925-26.	1926-27.	1927-28.	1928-29.	1924-25.	1925-26.	1926-27.	1927-28.	1928-29.
						Rs.	Rs.	Rs.	Rs.	Rs.
Tubes for Motor Cars and Motor Cycles—(b) (III O.)—										
Bombay .. No.	1,067	859	5,622	4,565
United Kingdom ..	28	114	242	95
Other British Possessions	180	1,116
Ceylon
TOTAL, BRITISH EMPIRE ..	1,095	1,053	5,864	5,876
United States ..	1,225	1,265	5,585	7,229
France ..	322	636	1,697	4,226
Egypt
Other Foreign Countries ..	12	22	66	200
Trieste
TOTAL, FOREIGN COUNTRIES ..	1,559	1,923	7,298	11,655
TOTAL, BRITISH EMPIRE AND FOREIGN COUNTRIES ..	2,654	2,976	13,162	17,531
Pneumatic cycle cover—										
Other British Possessions .. No.	24	15	97	90	50	120	136	359	260	100
TOTAL, BRITISH EMPIRE ..	24	15	97	90	50	120	136	359	260	100
Pneumatic cycles Tubes—										
Other British Possessions	246	172	567	404
Total, British Empire	246	172	567	404
Other Foreign Countries	24	50	..
TOTAL FOREIGN COUNTRIES	24	50	..
TOTAL, BRITISH EMPIRE AND FOREIGN COUNTRIES	270	172	617	404
Pneumatic motor cycle tubes—										
Other British Possessions .. No.	30	30	188	10	405
TOTAL, BRITISH EMPIRE ..	30	30	188	160	10	405
TOTAL, BRITISH EMPIRE AND FOREIGN COUNTRIES ..	30	30	188	160	104	405
Solid rubber tyres—										
Other British Possessions ..	27	6	51	2	12	531	815	2,506	200	770
United Kingdom
TOTAL, BRITISH EMPIRE ..	27	6	51	2	12	531	815	2,506	200	770
France	56	28	5,099	7,000
Other Foreign Countries ..	8	..	6	2	4	465	..	550	100	400
United States	87	..	10	5,286	..	1,426	..
Germany	16	1,450
TOTAL, FOREIGN COUNTRIES ..	8	143	34	12	20	465	10,385	7,550	1,526	1,850
TOTAL, BRITISH EMPIRE AND FOREIGN COUNTRIES ..	35	149	85	14	32	996	11,200	10,056	1,726	2,620
Other Manufactures (c) (III O.)—										
United Kingdom .. Value	5,540	2,644	3,910	4,544
Other British Possessions	1,466	410	25	554	128
Bombay	1,170
TOTAL, BRITISH EMPIRE	1,466	5,950	2,669	4,464	5,842
Germany	1,200	..
A. T. Persian Gulf	2,400
Other Foreign Countries	949	1,052	1,740	1,685	1,407
Djibouti
Italy	1,000
TOTAL, FOREIGN COUNTRIES	949	4,452	1,740	2,885	1,407
TOTAL, BRITISH EMPIRE AND FOREIGN COUNTRIES	2,415	10,402	4,409	7,299	7,249
PNEUMATIC MOTOR COVERS—										
United Kingdom .. Nos.	777	990	1,058	26,993	34,536	38,240
Other British Possessions	18	37	17	987	1,107	630
Bombay	89	3,916
TOTAL, BRITISH EMPIRE	795	1,027	1,164	27,980	35,643	42,786
Egypt	130	5,300
France	829	738	423	28,615	22,740	15,015
Italy	112	74	116	4,000	1,900	4,450	..	3,450
United States	926	1,025	78	38,120	42,811	3,245
Other Foreign Countries	6	12	6	80	312	180
Djibouti	48	84	1,440	2,040	..
Trieste	598	1,180	23,000	37,265
Germany	28	1,140
TOTAL, FOREIGN COUNTRIES	1,921	2,581	1,961	72,705	92,803	65,595
TOTAL, BRITISH EMPIRE AND FOREIGN COUNTRIES	2,716	3,558	3,125	1,00,685	128,446	1,08,381
PNEUMATIC TUBES—										
United Kingdom	1,146	1,268	1,792	9,739	7,567	10,950
Bombay	160	..	231	1,415	..	1,060
Other British Possessions	20	147	..
TOTAL, BRITISH EMPIRE	1,306	1,288	2,023	11,154	7,714	12,010
Djibouti	852	4,959	..
United States	1,231	1,635	220	7,091	3,261	1,848
France	755	796	263	8,978	3,899	1,665
Trieste	1,458	1,206	6,780	5,551
Italy	143	..	74	1,000
Other Foreign Countries	152	220	1,060
Egypt	566	2,160
TOTAL, FOREIGN COUNTRIES	2,129	4,815	2,407	17,069	24,110	11,784
TOTAL, BRITISH EMPIRE AND FOREIGN COUNTRIES	3,435	6,103	4,430	28,223	31,832	23,794

No. 7—contd.
Total quantities and value of articles imported—contd.

Articles, and countries of consignment.	Quantities.					Value.				
	1924-25.	1925-26.	1926-27.	1927-28.	1928-29.	1924-25.	1925-26.	1926-27.	1927-28.	1928-29.
Rubber—contd.						Rs.	Rs.	Rs.	Rs.	Rs.
PNEUMATIC MOTOR CYCLES COVERS—										
Other British Possessions .. Nos.	2	6	60	36	..
TOTAL, BRITISH EMPIRE .. "	2	6	60	36	..
Other Foreign Countries .. "	58	62	618	368	..
TOTAL, FOREIGN COUNTRIES .. "	58	62	618	368	..
TOTAL, BRITISH EMPIRE AND FOREIGN COUNTRIES .. "	60	68	678	404	..
PNEUMATIC MOTOR CYCLES TYRES—										
Other Foreign Countries .. "	50	12	388	36	..
TOTAL, FOREIGN COUNTRIES .. "	50	12	388	36	..
Other British Possessions .. "	56	214	..
TOTAL, BRITISH EMPIRE .. "	56	214	..
TOTAL, BRITISH EMPIRE AND FOREIGN COUNTRIES .. "	50	68	388	250	..
Salt (II)—										
Somaland .. Tons	100	1,150
United Kingdom .. "	7	5	6	5	..	2,456	1,488	2,364	1,994	..
Other British Possessions .. "	..	3	4	..	2	..	15	510	..	556
TOTAL, BRITISH EMPIRE .. "	7	5-3	10	5	102	2,456	1,503	2,874	1,994	1,706
Other Foreign Countries .. "	5	115
TOTAL, FOREIGN COUNTRIES .. "	5	115
TOTAL, BRITISH EMPIRE AND FOREIGN COUNTRIES .. "	7	5-3	10	6	107	2,456	1,503	2,874	1,994	1,821
SEEDS—										
Oil-seeds—										
Essential (a) (II K)—										
Karachi .. "	4	1,000
Egypt .. "	..	2	5	1,000	3,880
India—Bombay .. "	152	117	128	189	178	75,717	51,395	51,955	64,425	54,823
United Kingdom .. "	5	3,383
Other British Possessions .. "	8	8	..	3	2	1,051	178	..	100	646
Ceylon .. "	4	2,500	..
TOTAL, BRITISH EMPIRE .. "	155	119-8	138-6	143-3	185	76,768	52,573	56,835	67,025	58,852
Arabian Gulf Ports .. "
France .. "	3	4	47	1,000	2,560	29,300
Hodaidah .. "
Austria .. "
Other Foreign Countries .. "	1	2	2	2	8	210	481	1,060	940	1,160
TOTAL, FOREIGN COUNTRIES .. "	1	2	5	6	55	210	481	2,060	3,500	30,460
TOTAL, BRITISH EMPIRE AND FOREIGN COUNTRIES .. "	156	121-8	138	149-3	240	76,978	53,054	58,895	70,525	89,312
Non-essential—										
Castor (II K)—										
Other British Possessions .. "
Zanzibar .. "
TOTAL, BRITISH EMPIRE .. "
Other Foreign Countries .. "
TOTAL, FOREIGN COUNTRIES .. "
TOTAL, BRITISH EMPIRE AND FOREIGN COUNTRIES .. "
Copra or Coconut Kernel (bii) (II K)—										
Zanzibar .. "
India—Bombay .. "	10	8	5	8	2	4,985	4,467	3,361	2,085	1,072
Other British Possessions .. "	1	2	4	422	800	1,490
Ceylon .. "	10	11	4,330	4,550
Seychelles .. "	..	12	4,500
TOTAL, BRITISH EMPIRE .. "	11	22	9	18	13	5,407	9,767	4,851	6,415	5,622
Italian East Africa .. "	13	3,500
Arabian Gulf Ports .. "	172	39,665
Other Foreign Countries .. "	..	4	75	120
TOTAL, FOREIGN COUNTRIES .. "	185-2	4	43,240	120
TOTAL, BRITISH EMPIRE AND FOREIGN COUNTRIES .. "	196-5	22-4	9	18	13	88,647	9,887	4,851	6,415	5,622
Non-essential Cotton (biii) (II K)—										
Zanzibar and Pemba .. "
India—Bombay .. "
Calcutta .. "
Karachi .. "
Other British Possessions .. "
TOTAL, BRITISH EMPIRE .. "

No. 7—contd.

Total quantities and value of articles imported—contd

Articles, and countries of consignment.	Quantities.					Value.				
	1924-25.	1925-26.	1926-27.	1927-28.	1928-29.	1924-25.	1925-26.	1926-27.	1927-28.	1928-29.
						Rs.	Rs.	Rs.	Rs.	Rs.
SEEDS—contd.										
<i>Oil-seeds—contd.</i>										
<i>Non-essential Cotton (bits) (II K)—contd.</i>										
Arabian Gulf Ports .. Tons
Mokha, etc.
Italian East Africa
Other Foreign Countries
TOTAL, FOREIGN COUNTRIES
TOTAL, BRITISH EMPIRE AND FOREIGN COUNTRIES	2,000	..
<i>Groundnuts (bits) (II K)—</i>										
Tanganyika Territory .. Tons	8
Zanzibar and Pemba	5	1,460
Kenya Colony	81	80	20,155	30,185	13,041	23,109	25,407
India—Bombay	61	101	44	2	-1	200	..	800	550	80
Other British Possessions	1	..	2
TOTAL, BRITISH EMPIRE	62	101	46	91	..	20,355	30,185	13,841	23,659	26,897
A Gulf Ports .. Tons	..	4	1,110
Other Foreign Countries	4	2	-4	1,435	570	50
TOTAL, FOREIGN COUNTRIES	4	6	-4	1,435	1,680	50
TOTAL, BRITISH EMPIRE AND FOREIGN COUNTRIES	66	107	42	91	1	21,790	31,865	13,891	23,659	26,897
<i>Linseed (bits) (II K)—</i>										
Bombay	-2	20	..
Other British Possessions
TOTAL, BRITISH EMPIRE	-2	20	..
Mossawah .. Tons	760
Other Foreign Countries	4
TOTAL, FOREIGN COUNTRIES	4	760
TOTAL, BRITISH EMPIRE AND FOREIGN COUNTRIES	4	..	-2	760	..	20	..
<i>Mustard (bits) (II K)—</i>										
Other British Possessions .. Tons
Bombay
TOTAL, BRITISH EMPIRE
Other Foreign Countries
TOTAL, FOREIGN COUNTRIES
TOTAL, BRITISH EMPIRE AND FOREIGN COUNTRIES
<i>Pepper (bits) (II K)—</i>										
Bombay
Other British Possessions	1	440
TOTAL, BRITISH EMPIRE	1	440
Other Foreign Countries
TOTAL, FOREIGN COUNTRIES	440
TOTAL, BRITISH EMPIRE AND FOREIGN COUNTRIES .. Tons	1	440
<i>Rape (bits) (II K)—</i>										
Other British Possessions .. Tons
TOTAL, BRITISH EMPIRE
<i>Sesamum Tili or jirifili (bits) (II K)—</i>										
Tanganyika Territory .. Tons	61	14	57	1,000	..	20,300	5,000	13,000
Zanzibar and Pemba	3	15	6,050
Kenya Colony	58	215	576	102	171	18,090	78,545	1,85,246	33,919	55,350
Straits Settlements
India—Bombay	153	477	74	529	1,407	56,330	1,56,415	27,251	175,644	4,39,218
India—Karachi	26	..	9	5	..	9,000	..	3,200	1,650
India—Cutch
Anglo Egyptian Sudan	20	20	5,360	5,260
Other British Possessions	2	3	-2	-2	..	50	925	..	80
Somaliland	25
TOTAL, BRITISH EMPIRE	234	719-2	712	669-2	1,660-2	81,280	2,44,010	2,33,722	2,22,848	5,10,508
Kamran, etc. .. Tons	..	15	..	18	11	..	4,290	..	4,890	2,980
Lohia	5	45	5	1,060	14,145	1,500
D'ibouti
Hodaidah	112	70	11	68	..	29,832	15,798	2,695	17,598	..
Egypt	6	40	2,000	12,940
Mossawah	48	91	20	..	15	13,862	25,101	6,000	3,100	4,100
Gaizan	115	14	5	88	19	32,100	3,100	1,525	23,720	5,410
Italian East Africa	16	94	10	8	..	5,180	32,200	3,000	2,500	..
German East Africa	5	..	40	1,200	..	18,450
Other Foreign Countries	10	1	2	4	1	2,140	330	550	797	895
Mokha	861	485	58	318	32	1,95,228	1,04,718	14,375	78,508	7,700
United States	49,425	86,125	65,922	56,225
Mozambique	148	269	172	169	1,000
Konfidah	56	4
North-West Africa Northern Africa	161	48,875
TOTAL, FOREIGN COUNTRIES	1,167	975	695	728	292	2,79,537	2,46,905	1,78,655	2,10,075	91,350
TOTAL, BRITISH EMPIRE AND FOREIGN COUNTRIES	1,401	1,693-2	1,297	1,397-2	1,952-2	3,60,817	4,90,915	4,12,377	4,32,918	6,10,768

No. 7—contd.

Total quantities and value of articles imported—contd.

Articles, and countries of consignment.	Quantities.					Value.				
	1924-25.	1925-26.	1926-27.	1927-28.	1928-29.	1924-25.	1925-26.	1926-27.	1927-28.	1928-29.
SEEDS—contd.										
<i>Oil-seeds—contd.</i>										
<i>Non-essential (b)—contd.</i>										
<i>Others (b) (II K)—</i>										
Anglo Egyptian Sudan
Kenya Colony	38	108	108	21	..	4,220	8,538	9,068	1,500
Egypt	4	2	2,100
India—Bombay	39	68	18	..	18	6,900	3,795	8,075
Other British Possessions
United Kingdom	9	-2	1	2	7,774	14,811	8,194	4,777	3,666
Tanganyika Territory	1	120	345	655	750
TOTAL, BRITISH EMPIRE	48	100-9	118-2	116	62	14,874	22,946	20,153	16,405	6,891
Arabian Gulf Ports	11	25	1,016	2,153
Ras-Hafon	20	37	3,800	3,806
Mokha	36	22	16	80	127	4,983	2,856	1,937	7,021	13,740
Mossawah	23	98	18	26	..	5,180	11,045	1,738	2,590	..
Egypt	6	7	3,610	12,000
France	2	2	..	3	..	4,800	4,900	4,600	4,475
Trieste	1	1,800
Other Foreign Countries	11	9	11	5	4	1,664	1,134	1,488	1,880	687
Italian East Africa	26	77	37	94	..	3,507	9,724	3,706	9,208	..
Dunkall Coast	91	9,728
Turkey in Asia	1	1,000
TOTAL, FOREIGN COUNTRIES	121	246	174	224	168	19,134	33,364	23,197	29,424	35,355
TOTAL, BRITISH EMPIRE AND FOREIGN COUNTRIES	164	345-9	292-2	340	220	33,808	56,310	43,350	45,919	45,246
<i>Other than Oil-seeds (II K)—</i>										
Bombay—India	46	4	..	6	..	9,070	1,340	..	2,097	..
Other British Possessions	9	1	3	-4	3	304	620	1,002	128	1,252
British East Africa	10	1,325
TOTAL, BRITISH EMPIRE	56-9	5	3	6-4	3	10,699	1,960	1,002	2,225	1,252
Persia
Mokha	309	57	28	20	13	28,866	7,270	2,767	2,000	1,523
Galzan
Other Foreign Countries	18	1	5	1	3	2,445	140	1,378	527	757
Hodeidah	33	21	4,894	1,425	2,350
D'Jibouti	5
TOTAL, FOREIGN COUNTRIES	360	58	31	26	37	36,205	7,410	4,145	3,952	4,630
TOTAL, BRITISH EMPIRE AND FOREIGN COUNTRIES	416-9	63	34	32-4	40	46,904	9,370	5,147	6,177	5,882
TOTAL OF SEEDS	2,400-14	2,356-3	1,816-6	2,022-11	2,550-3	5,89,334	6,52,161	5,38,511	5,87,633	7,83,212
SHELLS AND COWRIES—										
<i>Cowries (a) (II S)—</i>										
Somalland
Zanzibar, etc.
Other British Possessions	37	42	600	760
Kenya Colony	81	127	279	46	566	2,046	2,630	6,200	1,440	10,765
TOTAL, BRITISH EMPIRE	81	127	279	83	608	2,046	2,630	6,200	2,040	11,525
Mossawah	220	74	28	59	..	9,500	6,625	2,300	5,665	..
Italian East Africa	168	136	47	..	92	4,360	2,910	1,150	..	1,680
Independent Somal Ports	93	1,209
Other Foreign Countries	1	140	122	190	32	50	1,650	2,027	1,914	1,405
Arabian Gulf Ports	45	1,504
Portuguese East Africa
TOTAL, FOREIGN COUNTRIES	482	350	242	249	124	15,119	11,185	6,981	7,579	3,085
TOTAL, BRITISH EMPIRE AND FOREIGN COUNTRIES	563	477	521	332	732	17,165	13,815	13,181	9,619	14,610
<i>Shells (Chanks, Sankhi, large ornamental shells, Cowries, mother of Pearl Shells and Oyster Shells) (b) (II S)—</i>										
Perim	50	1,000	..
Socotra Islands	80	2,480
Somalland	553	501	447	489	206	13,255	14,710	16,918	16,429	5,885
Other British Possessions	19	19	11	5	..	490	525	210	90
Zanzibar	514	6,980
TOTAL BRITISH EMPIRE	1,067	520	466	550	291	25,235	15,200	17,438	17,639	8,455
Dunkall Ports	93	2,530	..
Lohia	198	3,300	..
Arabian Gulf Ports	874	1,040	883	770	1,708	27,510	27,325	16,162	14,243	41,168
Mossawah	34	213	2,750	10,909
Hodeidah
Italian East Africa
Galzan
Portuguese East Africa
Italy
Independent Somal Ports	3,012	2,217	133	1,684	1,808	80,372	49,816	3,127	39,207	28,710
Islands of Furan, etc.	80	130	..	238	..	1,000	3,150	..	5,016	..
D'Jibouti
Other Foreign Countries	7	22	55	27	24	302	1,050	1,220	670	848
TOTAL, FOREIGN COUNTRIES	3,953	3,409	1,071	3,043	3,753	10,91,184	81,341	20,509	67,710	81,725
TOTAL, BRITISH EMPIRE AND FOREIGN COUNTRIES	5,020	3,929	1,537	3,503	4,044	1,34,419	96,541	37,947	55,349	90,180

No. 7—contd.

Total quantities and value of articles imported—contd.

Articles, and countries of consignment.	Quantities.					Value.				
	1924-25.	1925-26.	1926-27.	1927-28.	1928-29.	1924-25.	1925-26.	1926-27.	1927-28.	1928-29.
SHELLS AND COWRIES—contd.						Rs.	Rs.	Rs.	Rs.	Rs.
<i>Tortois shells (including Fakhra or Fakh) (66) (II S.)—</i>										
Somaliland Libs.	..	560	674	1,360	1,095
Zanzibar and Pemba	224	1,680	..
Straits Settlements	807	2,856	346	1,110	710	360
Other British Possessions
TOTAL, BRITISH EMPIRE	807	560	674	3,080	346	1,110	1,360	1,095	2,390	360
Arabian Gulf Ports	1,876	3,360	224	10,416	3,248	5,220	12,750	1,600	16,350	2,958
Mossawah	1,316	1,848	1,176	2,156	3,908	6,650	8,624	3,385	8,600	3,780
Dunkali Coast	2,184	1,500	..
Galisan
Islands of Fuman, etc.
Hodeidah
Mocha	706	252	244	2,931	1,400	1,375	638	400	2,245	690
Other Foreign Countries	2,128	1,200
Kamaran	4,144	1,900
Independent Somali Ports	280	1,000
France
TOTAL, FOREIGN COUNTRIES	8,042	5,460	1,924	17,687	10,584	15,145	22,057	6,385	22,695	6,628
TOTAL, BRITISH EMPIRE AND FOREIGN COUNTRIES	8,849	6,020	2,598	20,767	10,980	16,255	23,417	7,480	25,085	8,988
TOTAL, SHELLS Cwt.	5,662	4,459½	..	4,110-47	4,878-66	1,67,839	1,33,778	58,008	1,20,053	1,13,778
SMOKERS' REQUISITES (excluding TOBACCO) (III F)—										
Egypt Value	6,618	14,301	6,045
United Kingdom	2,352	1,148	..	2,667	..
Bombay
Zanzibar
Gulf of Cutch
Other British Possessions	2,820	286	1,579	836	75
Malabar Coast
TOTAL, BRITISH EMPIRE	11,790	15,459	7,624	3,503	75
Austria	2,690	3,027	3,000
Germany
United States	280	890	2,590	691	1,576
Other Foreign Countries	9,490	12,771
Egypt	1,350	..
Trieste
TOTAL, FOREIGN COUNTRIES	2,970	3,407	2,590	11,531	17,347
TOTAL, BRITISH EMPIRE AND FOREIGN COUNTRIES	19,760	18,866	10,214	15,034	17,422
SOAP—										
<i>Household and laundry soap in bars or tablets (a) (III V)—</i>										
Calcutta Cwt.
Straits Settlements
Zanzibar
India—Bombay	29	27	26	175	258	2,056	1,780	1,910	..	10,122
United Kingdom	298	286	402	12,762	11,900	15,516	6,601	..
Egypt	25	11	262
Other British Possessions	11	52	26	400	1,526	605	1,100	..
TOTAL, BRITISH EMPIRE	338	365	454	200	264	15,220	15,206	18,131	7,710	10,384
Italian East Africa	214	71	1,040
Austria	15	1,185	5,728
Germany
D'Alboud	58	51	58	1,472	1,369	8,272
United States
Arabian Gulf Ports
France	15,062	13,638	14,479	17,667	10,949	3,76,650	3,38,623	3,18,123	3,62,544	2,07,868
Egypt	50	1,000	..
Mossawah	52	1,900
Other Foreign Countries	49	71	30	55	95	1,830	1,790	1,345	978	2,629
TOTAL, FOREIGN COUNTRIES	15,184	14,071	14,638	17,972	11,044	3,80,587	3,48,810	3,23,890	3,64,522	2,10,497
TOTAL, BRITISH EMPIRE AND FOREIGN COUNTRIES	15,522	14,436	15,092	18,172	11,308	3,95,807	3,64,016	3,42,011	3,92,232	2,30,881

GENERAL IMPORTS.

SEA-BORNE TRADE.

No. 7—contd.

Total quantities and value of articles imported—contd..

Articles, and countries of consignment.	Quantities.					Value.				
	1924-25.	1925-26.	1926-27.	1927-28.	1928-29.	1924-25.	1925-26.	1926-27.	1927-28.	1928-29.
						Rs.	Rs.	Rs.	Rs.	Rs.
SOAP—contd.										
<i>Totted Soap (b) (III V)—</i>										
United Kingdom Cwt.	45	47	51	194	73					
India—Bombay "	17	10	6,860	6,098	6,217	14,476	5,738
Other British Possessions "	..	2	10	10	..	2,720	100	830	574	1,303
TOTAL BRITISH EMPIRE "	62	49	61	204	83	9,580	6,198	7,047	15,050	7,041
Austria "	24	35	1,412	2,235
Trieste "	29	1,500	..
Germany "	10	18	1,110
Other Foreign Countries "	4	13	18	..	29	250	840	1,308	560	1,711
TOTAL, FOREIGN COUNTRIES "	29	48	18	39	47	1,662	3,075	1,308	2,060	2,821
TOTAL BRITISH EMPIRE AND FOREIGN COUNTRIES "	91	97	79	243	130	11,242	9,273	8,355	17,110	9,862
<i>Other Soaps (c) (III V)—</i>										
Egypt "
United Kingdom "	..	50	52	38	1,235	2,529	1,091	..
India—Bombay "
Other British Possessions "	27	5	..	1	31	894	232	..	20	483
TOTAL, BRITISH EMPIRE "	27	55	52	39	31	894	1,467	2,529	1,111	483
Austria "
Other Foreign Countries "	3	..	15	..	1	51	..	300	..	30
Mossawah "
TOTAL, FOREIGN COUNTRIES "	3	..	15	..	1	51	..	300	..	30
TOTAL BRITISH EMPIRE AND FOREIGN COUNTRIES "	30	55	67	39	32	945	1,467	2,829	1,111	513
TOTAL, SOAP "	15,643	14,588	15,238	18,454	11,470	4,07,994	3,74,766	3,53,193	4,10,453	2,31,256
SPECIMENS ILLUSTRATIVE OF NATURAL SCIENCE (II S)—										
British East Africa Value	7,580
Somaliand "	1,643	20,251	10,924	57,847	2,28,412
Other British Possessions "	675	514	955	455	..
Ceylon "	8,490	15,740	18,844
Straits Settlements "	866	2,502	4,200
TOTAL, BRITISH EMPIRE "	2,318	20,765	27,949	76,544	2,49,456
German East Africa "	1,450
Egypt "	2,800
Italian East Africa "	1,02,041	31,608	22,890	4,700	13,300
D'ibouti "	36,560	28,480	23,920	35,055	41,110
Independent Somali Ports "
Mossawah "
Other Foreign Countries "	771	465	500	800	615
TOTAL, FOREIGN COUNTRIES "	1,39,372	62,003	47,310	40,555	57,325
TOTAL, BRITISH EMPIRE AND FOREIGN COUNTRIES "	1,41,690	82,768	75,259	1,17,099	3,06,781
SPICES—										
<i>Bedalnut (I. F.)—</i>										
Malabar coast Cwt.
India—Bombay "	395	540	445	439	363	19,620	23,015	24,925	19,490	16,910
Other British Possessions "	..	24	42	30	10	..	1,050	1,585	890	410
Ceylon "
TOTAL, BRITISH EMPIRE "	395	564	487	469	373	19,620	24,065	26,510	20,380	17,320
Arabian Gulf Ports "
Other Foreign Countries "	1	3	..	11	..	8	68	..	433	..
TOTAL FOREIGN COUNTRIES "	1	3	..	11	..	8	68	..	433	..
TOTAL, BRITISH EMPIRE AND FOREIGN COUNTRIES "	396	567	487	480	373	19,628	24,133	26,510	20,813	17,320
<i>Cardamoms (I. F.)—</i>										
Straits Settlements "	..	9	2,880
Ceylon "	..	59	8	46	35	..	16,350	1,840	8,000	8,950
Calcutta "	17	1,200
India—Bombay "	321	324	395	400	454	96,954	1,03,635	93,631	81,149	1,14,561
Other British Possessions "	5	2	6	..	3	500	500	210	..	670
TOTAL, BRITISH EMPIRE "	326	394	409	446	509	97,454	1,23,265	95,181	89,149	1,25,381
Hodeidah "
Arabian Gulf Ports "	..	5	1,500
D'ibouti "	..	59	2,950	1,000
Other Foreign Countries "	7½	2	7	40	225	335
TOTAL, FOREIGN COUNTRIES "	..	64	7½	2	7	..	4,450	1,040	225	335
TOTAL, BRITISH EMPIRE AND FOREIGN COUNTRIES "	326	458	416½	448	516	97,454	1,27,715	96,221	89,374	1,25,716

GENERAL IMPORTS.

No. 7—contd.

Total quantities and value of articles imported—contd.

Articles, and countries of consignment.	Quantities.					Value.				
	1924-25.	1925-26.	1926-27.	1927-28.	1928-29.	1924-25.	1925-26.	1926-27.	1927-28.	1928-29.
						Rs.	Rs.	Rs.	Rs.	Rs.
SPICES—contd.										
<i>Cassia (I. F.)—</i>										
Egypt			210					4,625		
Calcutta				460	578	42,755	14,123	40,095	12,380	10,861
India—Bombay	1,792	629	1,624	357	150	2,330		6,500	7,300	4,000
China—Hongkong	93		285			12,406	23,526	30,420	23,126	43,023
Straits Settlements	744	1,331	1,420	1,084	2,304		740	25		60
Other British Possessions		55	1		3					
TOTAL, BRITISH EMPIRE	2,629	2,015	3,540	1,901	3,095	57,491	43,389	81,665	42,806	57,944
China			143	460	18			3,100	8,700	350
Other Foreign Countries			4					150		
TOTAL, FOREIGN COUNTRIES			147	460	18			3,250	8,700	350
TOTAL, BRITISH EMPIRE AND FOREIGN COUNTRIES	2,629	2,015	3,687	2,361	3,113	57,491	43,389	84,915	51,506	58,294
<i>Cardamom (I. F.)—</i>										
British East Africa		174					5,387			
United Kingdom							1,500			
Zanzibar, etc.		27				32,148	34,184	35,772		42,431
India—Bombay	1,108	1,272	1,274	1,543	1,963				43,715	1,139
India—Madras				4	63	650	60	335	76	
Other British Possessions	83	5	18							
TOTAL, BRITISH EMPIRE	1,141	1,478	1,287	1,547	2,026	32,798	41,131	36,107	43,791	43,570
Massowah		20			61		1,000			1,460
Arabian Gulf Ports					6	350		150	150	44
Other Foreign Countries	31		4	6	6					
TOTAL, FOREIGN COUNTRIES	31	20	4	6	67	350	1,000	150	150	1,494
TOTAL, BRITISH EMPIRE AND FOREIGN COUNTRIES	1,172	1,498	1,291	1,553	2,093	33,148	42,131	36,257	43,941	45,064
<i>Cinnamon (I. F.)—</i>										
Calcutta										
Egypt										
India—Bombay		113					2,250			
United Kingdom										
Straits Settlements	47				203	1,430				3,700
Other British Possessions		25	36	49	3		380	784	1,085	59
TOTAL, BRITISH EMPIRE	47	138	36	49	206	1,430	2,630	784	1,085	3,759
Jeddah		47					1,220			
Arabian Gulf Ports										
China										
Other Foreign Countries	8	11				80	340			
TOTAL, FOREIGN COUNTRIES	8	58				80	1,560			
TOTAL, BRITISH EMPIRE AND FOREIGN COUNTRIES	55	196	36	49	206	1,510	4,190	784	1,085	3,759
<i>Clives (I. F.)—</i>										
Sumatra			16					1,000		5,800
Straits Settlements					309					8,600
United Kingdom			201	964	490					
Egypt		1,029					65,500	5,850	13,335	
Zanzibar, etc.	1,214	332	1,390	1,631	483	69,490	16,965	36,603	76,980	39,777
India—Bombay	428	4	823	127	144	11,654	120	17,768	2,400	5,130
Other British Possessions		25	29	27	6		1,181	614	950	120
British East Africa										
TOTAL, BRITISH EMPIRE	1,642	1,890	2,459	2,740	1,432	81,144	83,766	1,11,335	93,665	59,427
Madagascar		46	40		52		2,900	2,500		1,040
D'Jibouti										
Other Foreign Countries		5	6	61	15		300	100	960	800
France										
TOTAL, FOREIGN COUNTRIES		5	46	61	67		3,200	2,600	960	1,900
TOTAL, BRITISH EMPIRE AND FOREIGN COUNTRIES	1,642	1,941	2,505	2,801	1,499	81,144	86,966	1,13,935	94,625	61,327
<i>Cliver (I. F.)—</i>										
Hong Kong				44	105					4,150
Karachi										
Straits Settlements			128					3,500	1,290	
India—										
Bombay	16,028	17,646	23,037	26,227	21,968	9,86,259	9,74,229	7,53,253	6,95,106	7,47,245
Calcutta	341	424				14,400	17,670			
Gulf of Cutch										
Malabar Coast										
Other British Possessions										
Callcut	14	9	64	4	22	829	250	2,085	3	680
United Kingdom		62					3,000			
TOTAL, BRITISH EMPIRE	16,388	18,143	23,229	27,014	22,090	10,01,488	9,95,149	7,53,338	7,11,549	7,52,075
Japan	50						2,000			
Tonkin										
Massowah		181								
Arabian Gulf Ports	47			131		3,500	15,200			
Other Foreign Countries	6	12	21	8		330	365	900	3,000	95
D'Jibouti										
TOTAL, FOREIGN COUNTRIES	103	293	21	139		5,830	16,565	900	3,095	
TOTAL, BRITISH EMPIRE AND FOREIGN COUNTRIES	16,491	18,436	23,250	27,153	22,090	1,07,318	10,10,714	7,64,238	7,15,544	7,52,075

No. 7—contd.

Total quantities and value of articles imported—contd.

Articles, and countries of consignment.	Quantities.					Value.				
	1924-25.	1925-26.	1926-27.	1927-28.	1928-29.	1924-25.	1925-26.	1926-27.	1927-28.	1928-29.
SPICES—contd.—										
<i>Neemegs (I. F.)—</i>										
Ceylon	174	Rs.	Rs.	Rs.	Rs.	Rs.
Straits Settlements	41	136	31	10,100
India—Bombay	54	58	36	27	117	..	2,491	7,030	1,600	5,205
Other British Possessions	1	21	4,548	5,405	2,310	1,477	820
TOTAL, BRITISH EMPIRE	54	99	346	59	138	4,548	7,896	19,440	3,100	6,025
Other Foreign Countries	2	150
TOTAL, FOREIGN COUNTRIES	2	150
TOTAL, BRITISH EMPIRE AND FOREIGN COUNTRIES	54	99	346	59	140	4,548	7,896	19,440	3,100	6,175
<i>Pepper (I. F.)—</i>										
Straits Settlements	3,107	2,460	1,333	253	603	1,04,430	90,519	77,550	19,630	56,790
India—Bombay	1,959	2,007	4,002	1,913	2,309	80,777	1,24,490	2,35,744	2,27,200	2,18,589
Ceylon	285	81	158	162	..	11,480	5,000	8,860	14,200
Madras other ports
Malabar Coast
Other British Possessions	2	10	..	3	200
TOTAL, BRITISH EMPIRE	5,066	4,754	5,516	2,324	3,167	1,85,207	2,26,549	3,18,894	2,55,690	2,89,779
China	24	1,500
Tonkin
Djibouti
Java
Arabian Gulf Ports
Other Foreign Countries	21	8	15	750	60	500	..
TOTAL, FOREIGN COUNTRIES	21	27	15	750	1,560	500	..
TOTAL, BRITISH EMPIRE AND FOREIGN COUNTRIES	5,066	4,775	5,543	2,339	3,167	1,85,207	2,27,299	3,20,454	2,56,190	2,89,779
<i>Other sorts (I. F.)—</i>										
Egypt	584	5,245
India—Bombay	43	144	39	92	148	1,459	3,175	1,182	1,349	..
Other British Possessions	30	3	13	676	75	110	1,522
TOTAL, BRITISH EMPIRE	627	174	42	105	148	6,704	3,851	1,257	1,459	1,522
Mokha	154	1,105
Other Foreign Countries	182	32	275	173	57	2,037	330	2,026	1,658	860
Kombah and Salif	122	724	196	1,012	5,519	1,175
Mossawah	125	1,072
Egypt	1,062	514	11,397	3,845
TOTAL, FOREIGN COUNTRIES	304	1,035	471	1,235	571	3,049	8,026	3,201	13,055	4,705
TOTAL, BRITISH EMPIRE AND FOREIGN COUNTRIES	931	1,209	513	1,340	719	9,753	11,877	4,458	14,514	6,227
TOTAL, SPICES	28,766	31,194	38,074	38,592	38,916	14,07,201	15,86,310	14,67,712	12,90,692	13,65,73
STARCH AND FARINA (III V)—										
Egypt
United Kingdom	769	..	389	..	2,263	13,134	..	4,065	..	30,082
Bombay	621	1,303	..	200	216	12,294	18,740	..	3,500	2,560
Other British Possessions	1	58	6	76	2	14	1,342	74	985	30
Straits Settlements	100	136	2,000	1,650
TOTAL, BRITISH EMPIRE	1,491	1,361	395	276	2,637	27,442	20,082	4,139	4,485	34,322
France	235	2,200
Mossawah
Saizaa
United States	5,310	8,033	2,713	12,732	14,939	87,819	1,20,688	39,523	1,61,466	1,88,875
Austria	1,381	21,791
Belgium	825	..	158	62	1,725	13,500	..	1,830	1,250	22,875
Germany
Hodeidah
Other Foreign Countries	1	84	10	3	25	14	550	200	94	275
TOTAL, FOREIGN COUNTRIES	6,136	9,448	3,174	12,817	16,689	1,01,333	1,43,029	43,753	1,62,810	2,12,025
TOTAL, BRITISH EMPIRE AND FOREIGN COUNTRIES	7,627	10,809	3,509	13,093	19,326	1,28,775	1,63,111	47,892	1,67,295	2,46,347
STAMPONERY (excluding PAPER) III (M)—										
Calcutta	1,480	2,790	1,694	4,322	1,172
British Somaliland
United Kingdom	61,032	53,896	65,445	79,380	43,768
India—Bombay	31,022	20,280	21,069	26,777	21,111
Egypt	1,763	2,990	1,556
Other British Possessions	1,160	857	140	181	195
Malta	5,665
Straits Settlements	1,300
TOTAL, BRITISH EMPIRE	1,02,122	89,118	89,903	1,10,610	66,246
Trieste	16,000	2,680	2,953
France	1,795	2,460	..	2,321
Germany	5,617	5,525	6,897	7,612	7,503
Austria	3,218	1,200	3,110
Djibouti
Egypt	1,683	2,519
Italy	2,290	..	1,460	..	4,153
Mossawah
Other Foreign Countries	2,168	1,596	945	3,230	1,195
United States	6,870	4,650	1,486	1,395
Japan	1,706	..	1,725
TOTAL, FOREIGN COUNTRIES	13,293	16,986	31,228	16,691	23,764
TOTAL, BRITISH EMPIRE AND FOREIGN COUNTRIES	1,15,415	10,65,099	1,11,131	1,27,301	90,010
PENCILS (excluding slate pencils)—										
Bombay	209	3,919	1,110	1,254
Other British Possessions	272	43	520	3,128	829	946	55	535	778	240
TOTAL, BRITISH EMPIRE	1,161	3,962	520	3,12	829	2,056	1,309	535	778	240
Other Foreign Countries	1,484	2,764	1,200	6,742	9,400	1,180	540	125	1,284	1,490
Germany	3,660	4,880	1,570	1,800	..
TOTAL, FOREIGN COUNTRIES	1,484	2,764	4,860	11,622	9,400	1,180	540	1,695	3,084	1,490
TOTAL, BRITISH EMPIRE AND FOREIGN COUNTRIES	2,645	6,726	5,380	14,750	10,229	3,236	1,849	2,230	3,862	1,730

GENERAL IMPORTS

No. 7—contd

Total quantities and value of articles imported—contd.

Articles, and countries of consignment.	Quantities.					Value.				
	1924-25.	1925-26.	1926-27.	1927-28.	1928-29.	1924-25.	1925-26.	1926-27.	1927-28.	1928-29.
STICKS AND WHIPS (III. V)—						Rs.	Rs.	Rs.	Rs.	Rs.
Bombay .. Value	5,105	4,340	6,140	7,182	6,509
Other British Possessions .. "	275	261	460	1,420	1,205
TOTAL, BRITISH EMPIRE .. "	5,380	4,601	6,600	8,602	7,714
Italian East Africa .. "	1,200
Other Foreign Countries .. "	154	180	350	61
Germany .. "	1,084
TOTAL, FOREIGN COUNTRIES .. "	1,200	154	180	350	1,145
TOTAL, BRITISH EMPIRE AND FOREIGN COUNTRIES .. "	6,580	4,755	6,780	8,952	8,859
STONE AND MARBLE—										
<i>Stone and Marble (a) (III. V)—</i>										
Bombay .. Tons	..	2	..	2	2,645	..	1,648	..
Egypt .. "	2,078	1,081	2,022
Somalland .. "	101	61	143	79	77	2,623	1,471	1,886	2,367	2,135
United Kingdom .. "	..	1	3	3	3	..	1,054	1,886	2,367	2,135
Other British Possessions .. "	4	1	4	10	4	1,705	40	560	465	527
TOTAL, BRITISH EMPIRE .. "	105	65	150	94	84	4,328	5,210	4,524	6,151	4,684
D'Jibouti .. "	74	..	145	195	207	1,211	..	2,184	3,207	3,650
Mokha .. "	21	12	20	59	50	1,610	1,276	1,650	1,834	2,043
Other Foreign Countries .. "	72	106	133	114	131	2,675	2,527	2,959	2,672	3,922
Germany .. "	3	1,790	..
Independent Small Port .. "	48	1,197
TOTAL, FOREIGN COUNTRIES .. "	167	118	298	371	436	5,496	3,803	6,743	9,503	10,812
TOTAL, BRITISH EMPIRE AND FOREIGN COUNTRIES .. "	272	183	448	465	520	9,824	9,013	11,267	15,654	15,496
<i>Articles of Stone and Marble (b) (III. V)—</i>										
Other British Possessions .. "	5	..	3	3	1	295	..	800	275	133
Bombay .. "
United Kingdom .. "
TOTAL, BRITISH EMPIRE .. "	5	..	3	3	1	295	..	800	275	133
Mokha .. "	1	..	830	450	..
Other Foreign Countries .. "
TOTAL, FOREIGN COUNTRIES .. "	1	..	830	450	..
TOTAL, BRITISH EMPIRE AND FOREIGN COUNTRIES .. "	5	..	3	4	1	625	..	800	725	133
SUGAR—										
<i>Sugar Refined or Crystallised (including Sugar-Candy) (I. G.)—</i>										
Somalland .. "
Natal .. "
Egypt .. "	64	25,180
United Kingdom .. "	1	2	2	3	3	1,182	1,105	1,087	1,558	1,280
Mauritius, etc. .. "	23	7,200
Malabar Coast .. "
Straits Settlements .. "	490	295	151	66	53	1,78,168	59,363	33,945	24,360	10,730
India—										
Bombay .. "	1,221	1,092	429	1,933	91	5,27,609	2,95,394	1,33,154	4,59,845	15,794
Calcutta .. "	203
Karachi .. "	89	161	17,700	..	60,700	61,673	34,273
Snakin, &c. .. "
Other British Possessions .. "	1	2	549	350	365	30
Hongkong .. "	..	140	..	449	150	27,600	3,000	1,67,423	1,20,825	38,200
Zanzibar .. "	1,000
TOTAL BRITISH EMPIRE .. "	1,906	1,538	1,334	2,730	458-2	7,78,939	4,05,727	3,86,369	6,59,066	1,00,257
Trieste .. "	1,692	1,701	4,20,726	3,51,058
Japan .. "	50	20	11,950	4,000
Italy .. "	10	42	13	2,900	3,890	3,300
United States of America .. "
Egypt .. "	502	97,534
Austria .. "	4,559	5,121	6,891	..	43	16,83,397	11,40,432	17,21,950	..	8,500
Belgium .. "	168	27	4	3	22	48,918	11,975	1,808	1,175	6,400
Holland .. "	162	42,945	..	5,64,544	..	30,74,783
Java .. "	2,607	3,115	2,309	11,484	15,215	8,35,655	7,03,544	..	24,33,408	..
D'Jibouti and Obokh .. "	1	100	..	590
Other Foreign Countries .. "	3	5	2	1,140	1,848
Massawah .. "
Germany .. "	187	49,747	3,79,277
Fulme .. "	584	2,001	1,21,713	..
TOTAL, FOREIGN COUNTRIES .. "	8,597	8,310	9,203	13,743	19,606	27,15,702	18,66,689	22,01,502	30,43,072	39,22,142
TOTAL, BRITISH EMPIRE AND FOREIGN COUNTRIES .. "	1,502	9,843	10,542	16,478	19,964-2	34,94,691	22,72,410	26,77,871	37,02,138	40,22,399

No. 7—contd.
General quantities and value of articles imported—contd.

Articles, and countries of consignment.	Quantities.					Value.				
	1924-25.	1925-26.	1926-27.	1927-28.	1928-29.	1924-25.	1925-26.	1926-27.	1927-28.	1928-29.
SUGAR—contd.—										
<i>Sugar Unrefined (I. G.)—</i>										
Calicut Tons	..	8
Zanzibar	2,500
Malabar Coast	7
India—Bombay	188	97	42	1,440
Straits Settlements	23	16	40	18	47,311	28,946	14,088	13,570	7,023
Other British Possessions	9-1	84	..	2,700	6,800	2,500	18,970	..
Karachi	10	100	..
British East Africa	10
TOTAL, BRITISH EMPIRE	164-1	128	67	124-2	18	54,661	36,246	16,568	32,649	7,023
Arabian Gulf Ports
Other Foreign Countries	3	450
TOTAL, FOREIGN COUNTRIES	3	450
TOTAL, BRITISH EMPIRE AND FOREIGN COUNTRIES	164-1	128	60	124-2	18	54,661	36,246	17,018	32,649	7,023
<i>Molasses (I. G.)—</i>										
Other British Possessions	6	6	100	122	850	1,000
Bombay	5
TOTAL, BRITISH EMPIRE	6	6	5	..	100	122	850	1,000
Java
Other Foreign Countries	200	..	15	1,000	..
Arabian Gulf Ports	700
TOTAL, FOREIGN COUNTRIES	1	2	..	15	..	200	700	..	1,000	..
TOTAL, BRITISH EMPIRE AND FOREIGN COUNTRIES	1	3	6	21	5	200	800	122	1,850	1,000
<i>Confectionery (I. G.)—</i>										
Egypt	2	..	6	1,064	..	1,140
United Kingdom	109	122	83	1,23,030	87,605	75,366
Bombay	11	11	2	9,665	7,920	1,415
Other British Possessions	7	1	1	238	796	50
TOTAL, BRITISH EMPIRE	122-7	134	91-1	1,35,435	96,611	77,971
Belgium	1	25	1,250	1,000	17,600
United States	6	6	1	2,160	14,390	1,171
France
Other Foreign Countries	39	1	1	985	739	1,685
Arabian Gulf Ports
TOTAL, FOREIGN COUNTRIES	3-9	8	27	4,395	16,129	20,696
TOTAL, BRITISH EMPIRE AND FOREIGN COUNTRIES	125-16	142	118-1	1,39,830	11,22,740	98,667
<i>Saccharin—</i>										
Other British Possessions .. lbs.	100
Bombay	20
United Kingdom	560	1,500
TOTAL, BRITISH EMPIRE	560	20	1,500	100
Other Foreign Countries	222	750
France	835	100	2,130	400
TOTAL, FOREIGN COUNTRIES	835	100	222	2,130	400	750
TOTAL, BRITISH EMPIRE AND FOREIGN COUNTRIES	835	660	242	2,130	1,900	850
TOTAL, SUGAR	10,798-4-51	10,116-6	10,720-9	16,618-2	19,987-2	36,91,512	24,24,102	27,94,523	37,36,637	40,30,422
TALLOW AND STEARINE (II. L.)—										
<i>Grease—</i>										
Other British Possessions .. Owt.	17	..	72	4	23	515	..	1,525	105	886
United Kingdom	50	72	98	188	129	1,355	2,257	2,318	3,169	2,225
British Somaliland	32	55	1,000	1,222
TOTAL, BRITISH EMPIRE	99	127	170	187	152	2,870	3,489	3,843	3,274	2,011
Egypt	29	1,010	..
United States	51	..	47	1,435	..	1,320
Belgium
Other Foreign Countries	26	72	57	78	135	494	2,119	1,250	1,215	2,996
TOTAL, FOREIGN COUNTRIES	77	72	104	78	135	1,929	2,119	2,479	2,225	2,996
TOTAL, BRITISH EMPIRE AND FOREIGN COUNTRIES	176	199	274	265	287	4,799	5,608	6,322	5,499	5,007
<i>Other sorts—</i>										
United Kingdom	93	2,925	..
Somaliland	520	289	449	130	148	13,008	7,759	9,689	2,962	2,287
Egypt
India, Bombay
Other British Possessions	9	29	44	22	59	352	908	907	958	1,212
TOTAL, BRITISH EMPIRE	529	318	493	245	207	13,360	8,667	10,596	6,840	3,499
Belgium
France
Messowah
Italy
Italian East Africa
United States
Djibouti	76	84	176	181	..	1,915	1,810	3,844	3,651	..
Other Foreign Countries	15	110	4	2	42	400	2,100	79	25	714
TOTAL FOREIGN COUNTRIES	91	194	180	183	42	2,315	3,970	3,923	3,676	714
TOTAL, BRITISH EMPIRE AND FOREIGN COUNTRIES	620	512	673	428	249	15,675	12,637	14,519	10,516	4,213

GENERAL IMPORTS.

No. 7—contd.

Total quantities and value of articles imported—contd.

Articles, and countries of consignment.	Quantities.					Value.				
	1924-25.	1925-26.	1926-27.	1927-28.	1928-29.	1924-25.	1925-26.	1926-27.	1927-28.	1928-29.
						Rs.	Rs.	Rs.	Rs.	Rs.
TEA—										
<i>Tea Black (I. H.)</i>										
Madras Lbs.	4,032	..	1,580	1,596	..	2,801	..	1,648	1,480	..
Karachi "	1,427	3,315	1,695	2,733
United Kingdom "	21,932	9,112	6,116	10,760	9,852	15,853	7,288
Ceylon "	7,852	23,588	14,033	10,684	21,857	2,715	31,500	31,401	10,430	19,236
India—Bombay "	1,852	38,153	43,635	449,541	360,959	2,18,148	4,13,581	3,57,122	4,05,982	3,05,669
India—Calcutta "	221,548	4,56,156	414,254	900	776	400	1,126	946	940	950
Other British Possessions "	400	1,022	1,948	3,390	3,568	..	1,420	3,980	4,820	3,117
Egypt "	2,324
Straits Settlements "
Somaliland "
TOTAL, BRITISH EMPIRE .. Lbs.	235,684	520,855	478,814	489,346	399,647	2,30,180	4,58,387	4,05,949	4,41,090	3,38,998
Hodeldah Lbs.	..	2,000	640	23,266	2,000	1,000	3,700	10,730
Java "	54,756	3,939	16,216
United States "	..	3,360	3,000
China "	..	9,292	94,662	32,908	49,752	..	6,375	56,115	18,685	26,320
Jeddah "	2,200
D'Jibouti "	..	4,980
Muscat "	6	5
Other Foreign Countries "	..	1,068	1,624	380	448	..	1,270	1,350	364	400
Egypt "	3,360	4,215	1,800	3,665
Japan "
TOTAL, FOREIGN COUNTRIES Lbs.	54,762	20,700	96,926	40,582	70,631	2,53,451	14,845	58,465	24,540	41,116
TOTAL, BRITISH EMPIRE AND FOREIGN COUNTRIES .. Lbs.	290,446	541,555	575,740	529,928	470,278	2,53,451	4,73,232	4,64,414	4,65,639	3,80,108
<i>Tea, Green (I. H.)—</i>										
Bombay Lbs.	..	2,220	2,000	3,000	2,000
Other British Possessions "	600	100	600	100	..
TOTAL, BRITISH EMPIRE .. Lbs.	..	2,220	2,600	100	3,000	2,600	100	..
China Lbs.	..	560	3,280	3,800	1,000	3,280	3,800	..
Other Foreign Countries "
TOTAL, FOREIGN COUNTRIES .. Lbs.	..	560	3,280	3,800	1,000	3,280	3,800	..
TOTAL, BRITISH EMPIRE AND FOREIGN COUNTRIES .. Lbs.	..	2,780	5,880	3,900	4,000	5,880	3,900	..
<i>Tea-chests, entire or in sections of iron or steel or other metal—</i>										
Other British Possessions .. No.	408
TOTAL, BRITISH EMPIRE .. No.	6	408
TELEGRAPHS, MATERIALS FOR CONSTRUCTION AND ACCESSORIES (III. D)—										
Calcutta Value	2,086	6,257	1,534
British East Africa "	1,380
Perim "	2,645	..
Bombay "
Egypt "	2,200
United Kingdom "	39,402	25,906	23,683	60,338	1,73,912
Other British Possessions "	1,650	365	97	1,079	1,015
TOTAL, BRITISH EMPIRE .. Value	42,432	26,271	33,066	70,310	1,76,461
Germany Value	2,098
Other Foreign Countries "	200	..	270	..	753
TOTAL, FOREIGN COUNTRIES .. Value	2,296	..	270	..	753
TOTAL, BRITISH EMPIRE AND FOREIGN COUNTRIES .. Value	44,728	26,271	33,336	70,310	1,77,214
TELEPHONES, MATERIALS FOR CONSTRUCTION AND ACCESSORIES (III. D)—										
Calcutta Value	1,012
United Kingdom "	11,131
Other British Possessions "	925	506	214	..
TOTAL, BRITISH EMPIRE .. Value	12,143	925	506	214	..
Other Foreign Countries .. Value
TOTAL, FOREIGN COUNTRIES Value
TOTAL, BRITISH EMPIRE AND FOREIGN COUNTRIES, .. Value	12,143	925	506	214	..
TEXTILE MATERIALS—										
<i>Cotton, Raw (II. M.)—</i>										
United Kingdom .. Tons	1	6	1	700	1,004	436	1,651	610
Other British Possessions "	1	2,505
India—Bombay "
Straits Settlements "	1,085	..
TOTAL, BRITISH EMPIRE .. Tons	..	1	1-6	2-6	1	700	1,004	2,940	3,021	610

GENERAL IMPORTS.

SEA-BORNE TRADE.

No. 7—contd.

Total quantities and value of articles imported—contd.

Articles, and countries of consignment.	Quantities.					Value.				
	1924-25.	1925-26.	1926-27.	1927-28.	1928-29.	1924-25.	1925-26.	1926-27.	1927-28.	1928-29.
TEXTILE MATERIALS—contd.										
<i>Cotton Race (II. M)—contd.</i>										
Kamban, etc. .. Tons	2	1,260	..
Comlida	6	1	1,060
Italian East Africa	7	4	2	..	2	6,470	1,164	4,500	..	13,437
Arabian Gulf Ports	12	20	5,753	3,213	1,123	9,662	1,600
Dunkali Coast	8	5	3	2,003
Mokha	44	3	6,068	2,906	..	20,556	..
Massowah	1	3	3	2	..	2,080
Other Foreign Countries	10	480	1,820	2,745	1,305	..
Hodeidah	2	14	4	8,328	9,640	3,965
Djibouti	1,020
TOTAL, FOREIGN COUNTRIES .. Tons	32	17	15	74	32	27,099	11,183	9,388	51,423	22,065
TOTAL, BRITISH EMPIRE AND FOREIGN COUNTRIES .. Tons	32-4	18	16-6	76-6	33	27,799	12,187	12,328	54,444	22,681
<i>Cotton Waste (II. M)—</i>										
United Kingdom Cwt.	129	128	94	103	147	4,527	4,159	4,122	3,248	4,046
India—Bombay	146	187	116	161	89	5,753	7,389	3,860	3,477	1,685
Other British Possessions	28	2	..	2	..	860	110	..	94	..
TOTAL, BRITISH EMPIRE .. Cwt.	301	316	210	266	236	11,146	11,658	7,982	6,819	5,731
Other Foreign Countries Cwt.	40	11	4	28	37	380	529	167	930	732
TOTAL, FOREIGN COUNTRIES .. Cwt.	40	11	4	28	37	880	589	167	930	732
TOTAL, BRITISH EMPIRE AND FOREIGN COUNTRIES .. Cwt.	341	326	214	294	273	11,526	12,197	8,149	7,749	6,463
TEXTILE FABRICS—										
COTTON—										
<i>Twist and Yarn—</i>										
<i>Mule and water—Nos. 1 to 10 (a)</i>										
<i>(III)—</i>										
Somaliand Lbs.
India—Karachi
India—Bombay	451,652	634,482	637,082	100,928	284,476	4,52,275	5,88,523	4,56,432	1,23,575	2,22,300
Other British Possessions	400	400	700	250	885	..
United Kingdom	2,000	616	1,625	1,950
TOTAL, BRITISH EMPIRE .. Lbs.	451,652	636,482	638,098	191,628	284,476	4,52,275	5,40,148	4,58,332	1,24,460	2,22,300
Germany Lbs.	8,000	4,250
Japan	2,000	4,500	2,500	4,000
Arabian Gulf Ports	8,000	8,000
Massowah
Hodeidah
Other Foreign Countries	400	..	100	..	300	400	..	100	..	250
TOTAL, FOREIGN COUNTRIES .. Lbs.	400	10,000	8,500	300	400	10,500	8,350	250
TOTAL, BRITISH EMPIRE AND FOREIGN COUNTRIES .. Lbs.	452,052	646,482	696,598	191,628	284,776	4,52,675	5,50,648	4,68,682	1,24,460	2,22,550
<i>Mule and Water—Nos. 11 to 15 (II)—</i>										
Bombay Lbs.	3,600	..	19,200	38,210	22,080	3,800	..	10,800	24,986	17,620
Other British Possessions	1,200	950
TOTAL BRITISH EMPIRE	3,600	1,200	19,200	38,210	22,080	3,800	950	10,800	24,986	17,620
Arabian Gulf Ports Lbs.
TOTAL, FOREIGN COUNTRIES .. Lbs.
TOTAL, BRITISH EMPIRE AND FOREIGN COUNTRIES .. Lbs.	3,600	1,200	19,200	38,210	22,080	3,800	950	10,800	24,986	17,620
<i>Mule and water—Nos. 16 to 20 (a)</i>										
<i>(III)—</i>										
Other British Possessions .. Lbs.	..	400	800	385	800
United Kingdom	6,000	8,000
India—Bombay	206,408	610,798	845,420	433,316	70,968	2,55,337	6,32,501	6,57,032	2,87,371	59,500
Somaliand	4,500	5,000
TOTAL, BRITISH EMPIRE .. Lbs.	212,408	615,698	846,220	433,316	70,968	2,63,337	6,37,886	6,57,832	2,87,371	59,500
Djibouti Lbs.	1,500	1,200	1,200	..
Japan	3,000	3,900	7,150
Massowah	400	400	..
Other Foreign Countries
TOTAL, FOREIGN COUNTRIES .. Lbs.	..	3,900	3,900	1,900	7,150	1,600	1,600	..
TOTAL BRITISH EMPIRE AND FOREIGN COUNTRIES .. Lbs.	212,408	619,598	850,120	435,216	70,968	2,63,337	6,45,036	6,59,432	2,88,971	59,500

GENERAL IMPORTS.

No. 7—contd.

Total quantities and value of articles imported—contd.

Articles, and countries of consignment.	Quantities.					Value.				
	1924-25.	1925-26.	1926-27.	1927-28.	1928-29.	1924-25.	1925-26.	1926-27.	1927-28.	1928-29.
						Rs.	Rs.	Rs.	Rs.	Rs.
TEXTILE FABRICS—contd.										
COTTON—contd.										
<i>Twist and Yarn—contd.</i>										
Mule and water—Nos. 21 to 25 (a) (III. Q.)—										
India—Bombay Lbs.	47,280	25,795	5,500	3,896	17,560	43,615	23,290	3,350	3,300	13,170
TOTAL, BRITISH EMPIRE .. Lbs.	47,280	25,795	5,500	3,896	17,560	43,615	23,290	3,350	3,300	13,170
TOTAL, FOREIGN COUNTRIES .. Lbs.
TOTAL, BRITISH EMPIRE AND FOREIGN COUNTRIES .. Lbs.	47,280	25,795	5,500	3,896	17,560	43,615	23,290	3,350	3,300	13,170
Mule and water—Nos. 26 to 30 (a) (III. Q.)—										
India—Bombay Lbs.	78,200	60,450	2,100	..	1,200	89,310	71,845	1,750	..	1,000
Other British Possessions
TOTAL, BRITISH EMPIRE .. Lbs.	78,200	60,450	2,100	..	1,200	89,310	71,845	1,750	..	1,000
TOTAL, FOREIGN COUNTRIES .. Lbs.
TOTAL, BRITISH EMPIRE AND FOREIGN COUNTRIES .. Lbs.	78,200	60,450	2,100	..	1,200	89,310	71,845	1,750	..	1,000
Mule and water—Nos. 31 to 40 (a) (III. Q.)—										
United Kingdom Lbs.	1,216	10,424	20,100	4,500	..	2,225	18,100	27,150	4,500	..
India—Bombay Lbs.	8,900	25,424	16,600	10,700	1,600	16,510	38,920	16,600	10,930	1,600
Other British Possessions
TOTAL, BRITISH EMPIRE .. Lbs.	10,116	35,848	36,700	15,200	1,600	18,735	57,020	43,750	15,430	1,600
Austria Lbs.	1,200	2,500
Djibouti Lbs.
Other Foreign Countries
Italy Lbs.
TOTAL, FOREIGN COUNTRIES .. Lbs.	1,200	2,500
TOTAL, BRITISH EMPIRE AND FOREIGN COUNTRIES .. Lbs.	11,316	35,848	36,700	15,200	1,600	21,235	57,020	43,750	15,430	1,600
Mule and water—Nos. 41 to 50 (a) (III. Q.)—										
United Kingdom Lbs.	1,760	..	6,000	2,400	..	4,700	..	10,300	2,680	..
Bombay Lbs.	1,100	22,000	14,800	..	1,500	2,200	36,400	15,650	..	2,000
TOTAL, BRITISH EMPIRE .. Lbs.	2,860	22,000	20,800	2,400	1,500	6,900	36,400	25,950	2,680	2,000
China Lbs.	..	2,000	5,600	3,000	7,000
Italian East Africa Lbs.	8,000
Japan Lbs.	6,388
TOTAL, FOREIGN COUNTRIES .. Lbs.	..	2,000	11,988	3,000	15,000
TOTAL, BRITISH EMPIRE AND FOREIGN COUNTRIES .. Lbs.	2,860	24,000	32,788	2,400	1,500	6,900	39,400	40,950	2,680	2,000
Mule and water—Nos. 61 to 100 (III. Q.)—										
Bombay Lbs.	2,400	..	3,900	1,800	..	7,360	..	7,050	2,400	..
Other British Possessions
United Kingdom Lbs.	..	5,232	6,810	13,300	14,900
TOTAL, BRITISH EMPIRE .. Lbs.	2,400	5,232	10,710	1,800	..	7,360	13,300	21,950	2,400	..
Mule and water—Nos. 51 to 60 (a) (III. Q.)—										
India—Bombay Lbs.
United Kingdom Lbs.
Other British Possessions
TOTAL, BRITISH EMPIRE .. Lbs.
Japan Lbs.	..	5,000	6,400
TOTAL, FOREIGN COUNTRIES .. Lbs.	..	5,000	6,400
TOTAL, BRITISH EMPIRE AND FOREIGN COUNTRIES .. Lbs.	..	5,000	6,400
TWIST AND YARN—GREY TWO FOLD (DOUBLE.)										
Bombay Lbs.	658,092	1,600	4,82,110	2,200
United Kingdom Lbs.	92,602	36,560	..
TOTAL BRITISH EMPIRE .. Lbs.	682,694	1,600	5,17,670	2,200
Japan Lbs.	108,992	1,32,850	..
China Lbs.	11,760	17,500	..
Egypt Lbs.	736	1,150	..
TOTAL FOREIGN COUNTRIES .. Lbs.	121,488	1,51,500	..
TOTAL BRITISH EMPIRE AND FOREIGN COUNTRIES .. Lbs.	804,182	1,600	6,69,170	2,200

GENERAL IMPORTS.

SEA-BORNE TRADE.

No. 7—contd.

Total quantities and value of articles imported—contd.

Articles, and countries of consignment.	Quantities.					Value.				
	1924-25.	1925-26.	1926-27.	1927-28.	1928-29.	1924-25.	1925-26.	1926-27.	1927-28.	1928-29.
TEXTILE FABRICS—contd.						Rs.	Rs.	Rs.	Rs.	Rs.
COTTON—contd.										
<i>Wool and Yarn—contd.</i>										
Orange, Red and other colours—Nos. 1 to 20(a) (III. Q.)—										
United Kingdom Lbs.	900	1,800	2,700	1,800	2,780	3,900
Egypt	150,897	158,040	3,89,348	228,900	219,428	2,10,766	1,88,935	2,60,600	1,87,038	2,12,290
India—Bombay	1,120	2,000	..
Other British Possessions
TOTAL, BRITISH EMPIRE .. Lbs.	151,797	158,040	389,358	228,820	222,128	2,12,666	1,88,935	2,60,600	1,91,818	2,16,190
Asiatic Turkey Levant & Black Sea Lbs.	2,240	2,500
Austria
D'ibouti
Italy	1,200	7,875	3,000	6,612	..	2,260	16,375	6,000	11,000	..
Mokha	1,008	1,500
Trieste	300	350
Other Foreign Countries	1,100	1,800
TOTAL, FOREIGN COUNTRIES Lbs.	2,800	7,875	3,000	6,612	3,548	3,550	16,375	6,000	11,000	4,350
TOTAL, BRITISH EMPIRE AND FOREIGN COUNTRIES .. Lbs.	154,097	165,915	342,348	235,432	225,671	2,16,116	2,05,310	2,66,600	2,02,818	2,20,540
Orange, Red and other colours—Nos. 21 to 25(a) (III. Q.)—										
India—Bombay Lbs.	..	1,500	9,200	6,740
Other British Possessions
TOTAL, BRITISH EMPIRE .. Lbs.	..	1,500	9,200	..	3,000	6,740
Italy Lbs.	600	3,000	1,200	6,000
Austria
TOTAL, FOREIGN COUNTRIES Lbs.	600	1,200
TOTAL, BRITISH EMPIRE AND FOREIGN COUNTRIES .. Lbs.	600	3,000	9,200	1,200	6,000	6,740
Orange, Red and other colours—Nos. 26 to 30(a) (III. Q.)—										
Other British Possessions .. Lbs.
United Kingdom
India—Bombay	6,000	4,844	11,400	3,000	2,820	7,200	7,500	9,100	2,400	3,320
TOTAL, BRITISH EMPIRE .. Lbs.	6,000	4,844	11,400	3,000	2,820	7,200	7,500	9,100	2,400	3,320
Other Foreign Countries .. Lbs.
TOTAL, FOREIGN COUNTRIES Lbs.
TOTAL, BRITISH EMPIRE AND FOREIGN COUNTRIES .. Lbs.	6,000	4,844	11,400	3,000	2,820	7,200	7,500	9,100	2,400	3,320
Orange, Red and other colours—Nos. 31 to 40(a) (III. Q.)—										
Egypt Lbs.
United Kingdom	11,100	14,848	4,800	9,368	34,044	29,240	31,800	8,200	17,402	84,758
India—Bombay	50,728	80,014	41,124	25,656	14,124	1,20,088	1,22,200	82,800	27,47	16,100
TOTAL, BRITISH EMPIRE .. Lbs.	61,828	94,862	45,924	35,022	48,168	1,49,328	1,54,000	91,000	44,877	1,80,858
Trieste Lbs.	900	900	1,500	1,500
Austria	3,300	1,800	6,900	3,300	1,200
Egypt	1,200	..	900	1,500
Other Foreign Countries	800	240	480	385
Arabian Gulf Ports
Italy	5,400	9,350
TOTAL, FOREIGN COUNTRIES Lbs.	9,000	1,800	1,200	900	2,040	16,730	3,300	1,200	1,500	3,385
TOTAL, BRITISH EMPIRE AND FOREIGN COUNTRIES .. Lbs.	70,828	96,662	47,124	35,922	50,208	1,66,058	1,57,300	92,200	46,377	84,243
Orange, Red and other colours—Nos. 41 to 50 (III. Q.)—										
Bombay Lbs.	3,200	2,080	..
Other British Possessions	300	650
United Kingdom	800	1,200
TOTAL, BRITISH EMPIRE .. Lbs.	1,100	3,200	1,850	2,080	..
Italy Lbs.	1,800	2,700	3,400	5,400
Japan	4,000	20,000	6,200	25,800
TOTAL FOREIGN COUNTRIES Lbs.	1,800	6,700	20,000	3,400	11,600	25,800
TOTAL, BRITISH EMPIRE AND FOREIGN COUNTRIES .. Lbs.	1,800	6,700	21,100	3,200	..	3,400	11,600	27,650	2,080	..

No. 7—contd.

Total quantities and value of articles imported—contd.

Articles, and countries of consignment.	Quantities.					Value.				
	1924-25.	1925-26.	1926-27.	1927-28.	1928-29.	1924-25.	1925-26.	1926-27.	1927-28.	1928-29.
						Rs.	Rs.	Rs.	Rs.	Rs.
TEXTILE FABRICS—contd.										
COTTON—contd.										
<i>Twist and Yarn—contd.</i>										
Orange Red and other colours— Above No. 50 (a) (III. Q.)—										
Bombay Lbs.	672	600	1,000	1,200
Other British Possessions	300	700
United Kingdom	1,200	2,856	2,300	5,150	..
TOTAL, BRITISH EMPIRE	1,500	3,028	600	3,000	6,150	1,200
<i>Twist and Yarn, Coloured two folds (double.)—</i>										
Bombay Lbs.	94,934	1,800	90,940	2,200
United Kingdom	7,628	18,400	..
Other British Possessions	224	226	..
TOTAL, BRITISH EMPIRE	102,786	1,800	1,04,665	2,200
Trieste Lbs.	900	1,500	..
Japan	1,600	1,600	..
TOTAL, FOREIGN COUNTRIES	2,500	3,100	..
TOTAL, BRITISH EMPIRE AND FOREIGN COUNTRIES.	105,286	1,800	1,07,665	2,200
<i>Twist and Yarn white (Bleached) No. 1 to 20.—</i>										
Bombay Lbs.	3,890,174	26,56,033
United Kingdom	28,180	28,380
TOTAL BRITISH EMPIRE	3,416,354	26,84,413
Other Foreign Countries	1,860	1,420
TOTAL FOREIGN COUNTRIES	1,860	1,420
TOTAL BRITISH EMPIRE AND FOREIGN COUNTRIES	3,418,214	26,85,833
<i>Twist and Yarn white (Bleached) No. 21 to 25.—</i>										
Bombay	42,900	36,795
TOTAL BRITISH EMPIRE	42,900	36,795
<i>Twist and Yarn White (Bleached) No. 31 to 40—</i>										
Bombay	39,600	27,486
United Kingdom	672	1,500
TOTAL BRITISH EMPIRE	40,272	28,986
China	4,000	6,000
TOTAL FOREIGN COUNTRIES	4,000	6,000
TOTAL BRITISH EMPIRE AND FOREIGN COUNTRIES	44,272	34,986
<i>Twist and Yarn White (Bleached) No. 41 to 50—</i>										
Bombay	14,468	21,519
TOTAL BRITISH EMPIRE	14,468	21,519
Japan	68,960	1,29,750
TOTAL FOREIGN COUNTRIES	68,960	1,29,750
TOTAL BRITISH EMPIRE AND FOREIGN COUNTRIES	83,428	1,51,269

GENERAL IMPORTS.

SEA-BORNE TRADE.

No. 7—contd.

Total quantities and value of articles imported—contd.

Articles, and countries of consignment.	Quantities.					Value.				
	1924-25.	1925-26.	1926-27.	1927-28.	1928-29.	1924-25.	1925-26.	1926-27.	1927-28.	1928-29.
						Rs.	Rs.	Rs.	Rs.	Rs.
TEXTILE FABRICS—contd.										
COTTON—contd.										
<i>Twist and Yarn—contd.</i>										
Twist and Yarn white (Bleached) above No. 50—										
Bombay	4,100	8,000
United Kingdom	4,500	9,300
TOTAL BRITISH EMPIRE	8,600	17,300
Twist and Yarn—Bleached (white)—										
Hong Kong Lbs.	98,754	51,804	2,000	2,400
United Kingdom	2,018,661	1,008,572	61,032	26,089	..	2,08,641	1,20,752	1,10,602	38,150	..
Bombay	1,414,512	1,890,130	..	2,383,467	1,006,289	1,031,589	10,32,823	..
Egypt
Siakin	600	300	2,000	250
Other British Possessions	400	425
TOTAL, BRITISH EMPIRE	2,118,415	1,009,676	1,477,544	1,416,219	..	2,544,533	1,127,291	1,144,591	10,70,973	..
Austria Lbs.	8,400	89,890	896	1,890
Italy	48,000	3,920	118,230	75,468	..	17,620	1,59,825
Japan	10,000	..	4,000	85,025	5,600	1,49,000	93,250	..
China	16,000	..	4,250
Mokha
Arabian Gulf Ports	712
Other Foreign Countries	700	4,500	..	196	..	780	1,010	..	175	..
Mossawah	944	3,200
Italian East Africa	1,200	1,200
Djibouti	2,700
TOTAL, FOREIGN COUNTRIES	67,100	1,00,666	123,176	75,664	..	1,19,405	1,58,085	1,55,140	93,425	..
TOTAL, BRITISH EMPIRE AND FOREIGN COUNTRIES	2,185,515	1,110,342	1,600,720	1,491,883	..	2,663,938	1,285,376	1,299,731	1,164,398	..
Twist and Yarn, white two folds (doubles.)										
Bombay Lbs.	4,88,990	22,500	4,88,990	16,925
United Kingdom	3,880	5,850	..
TOTAL BRITISH EMPIRE	4,94,840	22,500	4,94,840	16,925
Japan	44,464	56,060	..
China	1,680	2,600	..
TOTAL FOREIGN COUNTRIES	46,144	58,660	..
TOTAL BRITISH EMPIRE AND FOREIGN COUNTRIES	738,910	22,500	5,53,400	16,925
Unspecified description of Twist and Yarn—(a) (III. C.)—										
Egypt Lbs.	3,100	3,400
United Kingdom	32,791	35,992	28,414	15,212	14,755	87,295	85,888	53,500	28,800	28,490
India—Bombay	149,494	1,56,502	451,851	186,998	149,903	1,06,688	1,49,400	3,43,901	1,28,834	1,26,194
Other British Possessions	300	..	300	750	..	700
Somaliand	1,200	1,500
TOTAL, BRITISH EMPIRE	182,285	1,98,694	483,665	202,210	164,958	2,54,183	2,36,788	4,01,551	1,57,434	1,55,884
Trieste	2,188	3,450	..
Japan	8,000	48,400	7,750	57,000
Arabian Gulf Ports	4,500	3,900
Djibouti	1,500	1,500	4,000
Austria	5,726	13,211	..	2,000	..
Italy
Other Foreign Countries	910	..	2,412	..	448	1,740	..	2,250	..	600
Kamran	4,000	4,000
TOTAL, FOREIGN COUNTRIES	910	18,226	52,312	3,688	4,448	1,740	24,861	63,850	5,450	4,600
TOTAL, BRITISH EMPIRE AND FOREIGN COUNTRIES	183,195	216,920	535,977	205,898	169,406	2,55,923	2,61,649	4,65,401	1,62,884	1,60,484
TOTAL OF COTTON, TWIST AND YARN	3,407,151	3,074,944	4,218,885	4,815,091	4,495,908	4,202,067	3,387,574	3,384,858	38,79,929	37,40,975
Total of Twist and Yarn—British Empire										
Ceylon Lbs.	1,120	2,000	..
Bombay	3,953,718	4,312,596	28,99,292	34,54,192
United Kingdom	736	62,851	1,150	1,36,328
Other Countries	924	300	1,110	700
TOTAL	3,956,498	4,395,747	29,03,552	36,91,220
Foreign Countries										
Kamran Lbs.	4,000	4,000
Egypt	100,433	900	1,51,392	1,500
Djibouti	3,000	3,200	..
Japan	230,524	83,960	2,83,760	1,23,750
China	13,440	4,000	20,000	6,000
Italy	6,612	11,000	..
Trieste	3,988	1,908	6,450	3,000
Other Countries	598	3,148	575	3,005
Asiatic Turkey Levant and Black Sea	2,240	2,500
Total	3,58,593	100,156	4,76,377	1,40,755
Total	4,315,091	4,495,908	38,79,929	37,40,975

No. 7—contd.

Total quantities and value of articles imported—contd.

Articles, and countries of consignment.	Quantities.					Value.				
	1924-25.	1925-26.	1926-27.	1927-28.	1928-29.	1924-25.	1925-26.	1926-27.	1927-28.	1928-29.
TEXTILE FABRICS—contd.										
COTTON—contd.										
Manufactures—										
Blankets—(b) (i) (III. Q.)—										
Straits Settlements .. Lbs.	..	1,588	1,650	..	1,650	2,105
United Kingdom	2,986	25,300	1,316	2,464	2,156	6,620	32,233	1,000	2,225	1,406
India—Bombay	39,532	896	71,895	48,882	79,344	62,710	680	62,070	43,522	61,915
Other British Possessions	988	..	476	40	1,232	590	..	810	40	860
Suakin, etc.
TOTAL, BRITISH EMPIRE	43,508	27,764	73,687	51,186	84,382	69,020	34,568	63,380	45,737	66,276
France	4,452	20,044	7,784	3,300	15,300	4,835
Germany	2,072	2,400
Arabian Gulf Ports
Belgium
D'Hibouti	4,400	9,352	4,320	14,616	14,844	4,314	8,092	3,088	13,560	12,634
Other Foreign Countries	672	725	4,088	1,178	896	1,124	340	2,135	922	1,155
Germany	2,264	784	2,912	2,016	..	2,400	1,800	3,400	1,656	..
TOTAL, FOREIGN COUNTRIES	7,386	10,864	16,272	37,852	25,596	7,898	10,232	11,923	31,438	21,024
TOTAL, BRITISH EMPIRE AND FOREIGN COUNTRIES	50,842	38,628	89,959	89,038	1,09,978	77,758	44,795	75,303	77,225	87,300
Canvas—(b) (i) (III. Q.)—										
Karachi Yds.	29,310	5,100	..	2,000	..	14,700	5,200	..	1,100	..
United Kingdom	3,065	2,220	1,087	7,399	7,124	6,999	4,688	1,790	5,684	11,082
India—Bombay	11,584	1,006	..	3,956	7,020	11,080	1,405	..	3,845	5,195
Other British Possessions	689	..	847	780	440	625	..	770	950	585
Egypt	1,141	1,770
TOTAL, BRITISH EMPIRE	44,658	9,467	1,934	14,115	14,584	33,354	13,061	2,560	11,579	16,842
Germany Yds.	2,250
Asiatic Turkey Persian Gulf	10,040	..	3,100	7,250	..	4,800	2,000	..
Arabian Gulf Ports	6,430	..	3,384	2,500	..	6,345
Jeddah	2,000	1,000
Persia	891	..	2,800	2,280	..	1,040	..	1,500	2,360
Other Foreign Countries	40	..	714	..	1,344	80	..	1,326	..	1,686
Mokha
TOTAL FOREIGN COUNTRIES	18,510	891	7,198	5,300	3,624	14,675	1,040	7,876	3,500	3,946
TOTAL, BRITISH EMPIRE AND FOREIGN COUNTRIES	63,163	10,358	9,132	19,415	18,208	48,029	14,101	10,436	15,079	20,788
Handkerchiefs and Shawls in the piece—(b) (i) (III. Q.)—										
Handkerchiefs—										
British Somaliland .. Nos.	6,000	2,600
United Kingdom	524,491	195,550	371,468	311,764	2,91,684	2,75,972	56,498	1,30,843	86,036	1,22,809
Bombay	27,788	4,450	24,636	32,460	8,920	7,082	5,440	6,450	6,450	3,300
Other British Possessions	156	..	1,340	31	2,179	500
Egypt	6,284	11,400	584	1,805	..
TOTAL, BRITISH EMPIRE	612,415	200,030	409,778	355,624	300,604	2,84,085	68,677	1,39,947	94,291	1,26,109
Holland	14,420	..	23,164	3,450	..	10,061
Italy	3,996	2,500	..
Belgium	8,100	5,100
Germany	4,090	1,161
Mosawah
Other Foreign Countries	2,556	7,200	48	212	..	693	820	20	70
Egypt	2,240	1,750	1,900
Japan
TOTAL, FOREIGN COUNTRIES	12,190	2,556	21,620	6,234	31,086	6,261	693	4,270	4,270	12,081
TOTAL, BRITISH EMPIRE AND FOREIGN COUNTRIES	624,605	2,02,586	4,31,398	361,908	331,690	2,92,346	59,370	1,44,217	98,561	1,38,140
Shawls—(III. Q.)—										
Egypt Nos.	500	1,250	..
Bombay	2,500	23,441	750	2,600	34,170	1,500
United Kingdom	10,075	..	8,650	12,678	9,402	11,504	..	5,085	12,309	8,426
Other British Possessions	280	860
TOTAL, BRITISH EMPIRE	12,855	23,441	9,400	13,178	9,402	14,464	34,170	6,585	13,559	8,426
Austria	2,550	2,700
Holland
Other Foreign Countries	60	90
TOTAL, FOREIGN COUNTRIES	2,550	60	2,700	90
TOTAL, BRITISH EMPIRE AND FOREIGN COUNTRIES	12,855	30,991	9,460	13,178	9,402	14,464	36,870	6,675	13,559	8,426
Cotton Hosiery—under wear—										
Bombay Value	66,190	21,139	11,335	4,725	12,834
Other British Possessions	1,075	115	197	450	1,264
Straits Settlements	1,350	..
Kenya Colony	1,200
TOTAL, BRITISH EMPIRE	67,265	21,254	11,532	6,525	16,298
Japan	22,400	92,520	82,779	87,335	1,01,090
Other Foreign Countries	360	150	620	215	100
TOTAL, FOREIGN COUNTRIES	22,760	92,670	83,398	87,550	1,02,090
TOTAL, BRITISH EMPIRE AND FOREIGN COUNTRIES	90,025	1,13,924	94,930	94,075	1,17,888

No. 7—contd.

Total quantities and value of articles imported—contd.

Articles, and countries of consignment.	Quantities.					Value.				
	1924-25.	1925-26.	1926-27.	1927-28.	1928-29.	1924-25.	1925-26.	1926-27.	1927-28.	1928-29.
						Rs.	Rs.	Rs.	Rs.	Rs.
TEXTILE FABRICS—contd.										
COTTON—contd.—										
Manufacture—contd.—										
Stocking and Socks—										
United Kingdom Dozen	156	113	..	98	..	1,900	1,700	..	1,041	..
Bombay	1,108	1,662	..	374	..	5,787	4,350	..	1,177	..
Hong-Kong	800	500	1,908	2,300	8,600	2,560	1,316	4,210	4,017	6,230
Other British Possessions	60	..	421	2,823	591	260	..	2,351	1,290	1,253
TOTAL, BRITISH EMPIRE	2,124	2,275	2,327	5,095	9,191	10,507	7,365	6,561	7,525	6,483
Japan	5,643	69	23,318	325
Other Foreign Countries	296	..	50	926	1,074	1,757	..	615	1,237	2,015
Italy	1,200	1,908	1,500	1,600
TOTAL, FOREIGN COUNTRIES	7,139	69	50	926	2,882	25,575	325	615	1,237	3,615
TOTAL, BRITISH EMPIRE AND FOREIGN COUNTRIES	9,263	2,344	2,377	6,021	12,073	36,082	7,690	7,176	8,762	10,298
Hosiery—(b) (iv) (III. Q.)—										
Other sorts—										
Egypt Value	2,018	1,212
United Kingdom	1,740	11,630	..	1,741	1,399
India—Bombay	17,530	..	11,860	10,230	22,513
Other British Possessions	106	950	500
TOTAL, BRITISH EMPIRE	21,288	18,042	11,966	12,971	24,412
China
United States
Japan	9,450	..	9,850	11,800	13,050
Other Foreign Countries	1,448	600	600	939	5
TOTAL, FOREIGN COUNTRIES	10,898	600	9,950	12,739	13,055
TOTAL, BRITISH EMPIRE AND FOREIGN COUNTRIES	32,186	18,642	21,916	25,710	37,467
Manufacture—										
Lace and Patent Net—(b) (v) (III. Q.)—										
Egypt Yds.	32,120	1,640
United Kingdom	277,474	265,001	469,100	515,940	316,924	62,762	40,385	35,510	65,750	48,045
India—Bombay	30,430	50,664	..	73,552	..	11,775	2,100	..	4,700	..
Other British Possessions	12,000	..	1,500	750	..	150
British Somaliland	4,940	980	..
TOTAL, BRITISH EMPIRE .. Yds.	319,904	315,665	492,720	594,432	316,924	75,287	42,485	37,800	71,430	48,045
Trieste Yds.	19,000	150,984	1,594	1,500
It. East Africa	2,000	16,000	1,000	1,000	..
Italy	15,700	5,240	20,000	83,360	38,178	3,000	1,030	1,200	3,206	3,665
Germany	24,618	1,37,024	89,696	..	104,074	2,710	4,122	4,495	..	3,681
Austria	40,400	151,150	3,900
France
Other Foreign Countries	76,000	4,300	5,330	..	2,800	950	310	567	..	450
TOTAL, FOREIGN COUNTRIES	116,313	1,86,964	269,176	118,860	296,931	7,260	9,362	11,132	5,800	9,396
TOTAL, BRITISH EMPIRE AND FOREIGN COUNTRIES	436,217	502,629	760,896	712,792	613,855	82,547	51,847	98,432	77,230	57,441
Plain Grey (unbleached) Chadders—										
(b vi) (III. Q.)—										
United Kingdom Yds.	59,400	65,555	13,900	18,000
India—Bombay	177,110	343,195	149,745	92,200	140,600	73,966	1,20,116	44,650	24,410	37,950
TOTAL, BRITISH EMPIRE	177,110	343,195	149,745	151,600	206,155	73,966	1,20,116	44,650	38,310	56,010
Mossawah
Other Foreign Countries
TOTAL, FOREIGN COUNTRIES
TOTAL, BRITISH EMPIRE AND FOREIGN COUNTRIES	177,110	343,195	149,745	151,600	206,155	73,966	1,20,116	44,650	38,310	56,010
Dhotis, Saris and Scarves (b vi) (III. Q.)—										
United Kingdom	12,718	1,780	..
Bombay	1,600	..	29,400	9,500	4,000	1,000	..	8,100	7,850	1,000
TOTAL, BRITISH EMPIRE	1,600	..	29,400	22,218	4,000	1,000	..	8,100	9,630	1,000
Holland	3,500	1,500
TOTAL, FOREIGN COUNTRIES	3,500	1,500
TOTAL, BRITISH EMPIRE AND FOREIGN COUNTRIES	1,600	..	29,400	22,218	7,500	1,000	..	8,100	9,630	2,500
Drills and Jeans (b vi) (III. Q.)—										
Calcutta	57,200	17,700	..
Ceylon	43,200	10,780
Karachi	43,200	10,800
United Kingdom	3,000	1,125
Bombay	206,320	233,300	215,010	193,000	107,600	95,570	91,693	69,845	61,300	27,250
Other British Possessions	1,800	600
TOTAL, BRITISH EMPIRE	206,320	233,300	304,410	252,000	107,600	95,570	91,693	92,550	69,600	27,250
China	35,000	52,000	4,500	3,000	13,500	1,200
Austria
United States of America	39,000	..	151,600	36,000	46,500	22,525	..	53,401	11,200	12,800
Arabian Gulf Ports
Japan	1,140,000	1,672,075	1,280,076	944,000	796,700	4,59,800	5,69,288	3,48,800	2,39,235	2,06,720
Mossawah
Other Foreign Countries	500	1,905	280	800
TOTAL, FOREIGN COUNTRIES	1,179,500	1,674,580	1,466,676	1,082,000	847,700	4,82,605	5,60,188	4,10,201	2,63,935	2,20,720
TOTAL, BRITISH EMPIRE AND FOREIGN COUNTRIES	1,385,820	1,907,880	1,771,086	1,284,000	955,300	5,78,175	6,51,881	5,02,751	3,33,525	2,47,070

GENERAL IMPORTS.

No. 7—contd.

Total quantities and value of articles imported—contd.

Articles, and countries of consignment.	Quantities.					Value.				
	1924-25.	1925-26.	1926-27.	1927-28.	1928-29.	1924-25.	1925-26.	1926-27.	1927-28.	1928-29.
						Rs.	Rs.	Rs.	Rs.	Rs.
TEXTILE FABRICS—contd.										
COTTON—contd.										
<i>Piece-goods—contd.</i>										
Plain Grey (unbleached)—contd.										
Flannel and Flannellets—										
Other British Possessions .. Yds.	182	700	..
TOTAL, BRITISH EMPIRE .. "	182	700	..
<i>Jacquets (including Madapolams, Mulls and Cambrics) (b vi) (III, Q.)—</i>										
United Kingdom .. "	492,523	490,150	701,948	424,863	812,493	1,01,435	75,502	99,825	1,16,221	98,539
Other British Possessions .. "	170,100	6,600	1,85,200	22,000	33,000	44,200	..	32,180	2,600	5,575
TOTAL, BRITISH EMPIRE .. "	662,623	496,750	887,148	446,863	845,493	1,45,635	76,102	1,32,005	1,18,821	1,04,114
Egypt .. "	8,802	1,800	..
Other Foreign Countries .. "
TOTAL, FOREIGN COUNTRIES .. "	8,802	1,800	..
TOTAL, BRITISH EMPIRE AND FOREIGN COUNTRIES .. "	662,623	496,750	887,148	455,670	845,493	1,45,635	76,102	1,32,005	1,20,621	1,04,114
<i>Long cloth and Shirtings (b vi) (III, Q.)—</i>										
United Kingdom .. "	10,080	1,65,147	122,408	112,000	87,864	3,350	57,008	35,458	24,150	19,080
India—Bombay .. "	181,100	54,540	185,425	133,700	297,800	67,500	20,000	48,800	24,725	66,790
Egypt .. "
Suakin .. "
Somaliand .. "
Other British Possessions .. "	800	250	..
TOTAL, BRITISH EMPIRE .. "	191,180	219,687	307,833	246,500	385,664	70,850	77,008	84,258	49,125	86,770
Arabian Gulf Ports .. "	..	36,000	8,000
China .. "	90,000	..	112,500	23,250	..	28,000
United States of America .. "	285,800	125,056	110,750	..	33,750	91,648	41,500	28,690	..	8,000
Mossawah .. "	45,000	15,000
Djibouti .. "	..	22,500	6,000
Other Foreign Countries .. "	1,800	500
Mokha .. "
Japan .. "	..	95,200	546,140	28,800	118,000	..	87,100	1,85,720	9,600	27,900
TOTAL, FOREIGN COUNTRIES .. "	380,800	278,756	748,690	28,800	264,250	1,06,848	92,600	2,38,160	9,600	61,900
TOTAL, BRITISH EMPIRE AND FOREIGN COUNTRIES, .. "	571,980	498,443	1,056,523	275,300	649,914	1,77,498	1,69,608	3,22,418	58,725	1,48,670
<i>Printers (b vi) (III, Q.)—</i>										
United Kingdom .. "
TOTAL, BRITISH EMPIRE .. "
<i>Sheetings (b vi) (III, Q.)—</i>										
Tanganyika Territory .. "	45,000	10,000
Hongkong .. "	148,500	90,000	72,000	..	45,000	49,000	33,000	21,575	..	10,000
Egypt .. "	48,600	11,485
Ceylon .. "	45,000	47,900	17,500	19,800
United Kingdom .. "	24,200	1,636,797	146,437	64,400	42,400	9,100	5,43,770	31,908	19,625	13,915
India—Bombay .. "	5,723,535	..	1,757,340	1,548,250	867,160	24,49,085	..	4,47,299	3,85,925	2,18,282
Anglo Egyptian Sudan .. "	4,800	..	176,260	67,500	..	2,020	..	60,850	17,000	..
Kenya Colony .. "	90,750	20,185
Somaliand .. "	9,000	7,500	6,300	..	11,700	3,000	2,500	2,200	..	2,600
Other British Possessions .. "	4,500	1,075	..
Straits Settlements .. "	22,500	45,000	..	6,000	..	8,000	12,500	..	2,000	..
TOTAL, BRITISH EMPIRE .. "	5,977,685	1,827,197	2,206,987	1,690,650	1,102,010	21,37,705	6,11,570	5,75,307	4,25,625	2,74,922
Holland .. "	245,200	68,200
United States of America .. "	4,125,285	2,668,550	2,793,623	3,329,990	4,833,500	12,58,625	7,77,150	7,19,685	7,57,386	10,56,280
Austria .. "	7,500	..	22,500	2,500	..	6,720
Italy .. "	38,400	10,230
Italian East Africa .. "
Japan .. "	12,887,710	20,926,580	17,275,200	18,256,750	10,536,000	46,81,724	69,51,586	47,21,963	32,09,280	25,30,620
Mokha .. "	4,200
Arabian Gulf Ports .. "	8,658	8,100	2,700
Hodeidah .. "	84,500	8,000
Belgium .. "	22,500	5,000
Mossawah .. "	..	90,000	60,900	..	24,750	..	80,000	18,550	..	6,000
Djibouti .. "	19,800	..	16,700	..	684,900	6,660	..	2,350	..	1,67,428
Other Foreign Countries .. "	..	1,800	900	900	900	..	750	250	225	200
Egypt .. "	202,500	61,190
China .. "	10,229,200	9,829,800	19,484,500	28,564,800	13,108,000	87,08,901	31,51,830	50,57,295	56,20,681	33,68,475
TOTAL, FOREIGN COUNTRIES .. "	27,288,158	33,524,830	30,884,023	40,152,440	29,451,450	98,62,510	1,09,18,566	1,06,03,014	95,87,472	71,95,391
TOTAL, BRITISH EMPIRE AND FOREIGN COUNTRIES .. "	33,265,843	35,352,027	42,090,980	41,843,090	30,553,460	1,18,00,215	1,15,25,136	1,11,78,321	1,00,13,097	74,79,323
<i>T. cloth and Domestic (b vi) (III, Q.) India—Bombay .. Yds.</i>	15,600	1,280	19,500	5,525	3,000	4,900
TOTAL, BRITISH EMPIRE .. "	15,600	1,280	19,500	5,525	3,000	4,900

GENERAL IMPORTS.

SEA-BORNE TRADE.

No. 7—contd.

Total quantities and value of articles imported—contd.

Articles, and countries of consignment.	Quantities.					Value.				
	1924-25.	1925-26.	1926-27.	1927-28.	1928-29.	1924-25.	1925-26.	1926-27.	1927-28.	1928-29.
						Rs.	Rs.	Rs.	Rs.	Rs.
TEXTILE FABRICS—contd.										
COTTON—contd.										
Piece-goods—contd.										
Plain Grey (unbleached)—contd.										
France .. Yds.	1,400	1,400	..
Other Foreign Countries	15,800	68,500	29,500	..
United States of America	75,000	244,750	185,000
TOTAL, FOREIGN COUNTRIES	75,000	244,750	186,400	15,800	68,500	30,900	..
TOTAL, BRITISH EMPIRE AND FOREIGN COUNTRIES ..	15,600	76,290	264,250	136,400	..	5,525	18,800	68,400	30,900	..
Unspecified description (b vs) (III, Q.)—										
Straits Settlements	45,000	12,000
Calcutta
Egypt
United Kingdom ..	84,368	79,830	67,820	265,812	138,525	20,700	23,815	18,520	59,380	33,790
India—Bombay ..	1,159,100	1,006,876	1,300,130	746,690	398,840	4,87,112	3,91,247	3,33,325	1,90,530	92,627
Karachi ..	4,000	4,450	..	2,100	2,250	..
Sunkin, etc.
Kenya Colony	6,000	1,800
Other British Possessions	3,600	2,740	960	770	..
TOTAL, BRITISH EMPIRE ..	1,247,468	1,086,705	1,416,550	1,020,892	5,38,365	4,89,912	4,14,562	4,24,805	2,61,930	1,28,417
Italy	34,200	8,500	..
German East Africa	108,000	30,000
Austria
Arabian Gulf Ports
Japan ..	558,850	1,320,000	1,912,700	2,532,700	1,605,600	1,91,050	5,99,635	5,03,462	5,93,430	3,26,900
United States	908,000	260,250	244,170	300,540	..	1,282,650	69,125	57,005	63,599
Djibouti ..	6,000	..	2,000	..	87,900	2,250	..	1,000	..	15,300
Italian East Africa
Other Foreign Countries ..	2,860	..	2,625	1,650	..	790	..	850	630	..
China ..	850,500	637,500	695,700	2,054,700	1,710,000	2,96,725	2,00,240	1,86,820	4,80,730	3,38,000
Holland	5,750	4,400	..
TOTAL, FOREIGN COUNTRIES ..	1,412,710	3,065,500	2,981,275	4,873,170	3,684,040	4,90,815	10,81,925	7,91,057	11,44,695	8,53,799
TOTAL, BRITISH EMPIRE AND FOREIGN COUNTRIES ..	2,660,178	4,152,205	4,397,825	5,893,862	4,222,405	9,80,727	14,96,487	12,15,862	14,06,625	9,82,216
Piece-goods—										
Bordered Grey—Chadars—										
United Kingdom ..	8,000	10,960	8,000	7,200
TOTAL, BRITISH EMPIRE ..	8,000	10,960	8,000	7,200
Bordered Grey—Dhute—										
United Kingdom	4,000	1,600
TOTAL, BRITISH EMPIRE	4,000	1,600
Bordered Grey—Sheetings—(III, Q.)—										
Bombay
TOTAL, BRITISH EMPIRE
TOTAL GREY (UNBLEACHED) ..	38,698,594	42,781,740	50,647,837	50,062,322	37,446,13	1,37,65,741	1,40,66,925	1,34,72,753	1 0,12,143	90,13,668
1 Bordered Grey—Unspecified Description—Other British Possessions	900	250	..	1,865
United Kingdom .. Yds.	5,911
2 TOTAL BRITISH EMPIRE	900	..	5,911	250	..	1,865
Total of Grey (unbleached)—										
Somaliand	11,700	2,600
Hongkong	45,000	10,000
Tanganyika	45,000	10,000
Kenya Colony	96,760	21,935
British Empire—										
Bombay .. Yds.	2,745,340	1,849,000	6,96,340	4,49,674
United Kingdom	940,198	1,147,748	2,35,056	1,36,149
Karachi	4,450	2,250	..
Calcutta	57,200	17,700	..
Straits Settlements	6,000	2,000	..
Anglo Egyptian Sudan	67,500	17,000	..
Other Countries	10,022	3,395	..
FOREIGN COUNTRIES—										
Egypt	8,802	202,500	1,300	51,100
Moscowah	24,750	6,000
Djibouti	752,800	1,82,728
Belgium	22,500	5,000
United States	3,745,160	5,214,290	8,55,041	11,40,679
Japan	16,762,250	13,056,300	40,51,545	31,52,140
China	25,671,500	14,935,000	61,14,861	37,33,675
France	1,400	1,400	..
Italy	34,200	38,400	8,500	10,230
Holland	5,750	8,500	4,400	1,500
Other Countries	2,550	900	855	200
TOTAL	50,062,322	37,446,138	1,20,12,143	90,13,668
White (bleached) Chadars (b vs) (III-Q.)—										
United Kingdom .. Yds.	11,000	31,420	37,550	3,700	41,200	4,800	25,450	16,550	1,600	13,700
India—Bombay ..	75,705	18,800	463,900	325,050	454,140	30,838	7,310	1,45,450	98,000	144,763
Other British Possessions	2,000	600
TOTAL, BRITISH EMPIRE .. Yds.	86,705	50,220	591,450	328,750	497,340	35,638	32,760	1,62,030	100,500	1,59,063
Holland .. Yds.
Djibouti
Other Foreign Countries
Jeddah
TOTAL, FOREIGN COUNTRIES .. Yds.
TOTAL, BRITISH EMPIRE AND FOREIGN COUNTRIES .. Yds.	86,705	50,220	591,450	328,750	497,340	35,638	32,760	1,62,030	1,00,500	1,59,063

GENERAL IMPORTS.

SEA-BORNE TRADE.

No. 7—contd.

Total quantities and value of articles imported—contd.

Articles, and countries of consignment.	Quantities.					Value.				
	1924-25.	1925-26.	1926-27.	1927-28.	1928-29.	1924-25.	1925-26.	1926-27.	1927-28.	1928-29.
						Rs.	Rs.	Rs.	Rs.	Rs.
TEXTILE FABRICS—contd.										
COTTON—contd.										
<i>Piece-goods—contd.</i>										
<i>Checks, Spots and Stripes (b of)</i>										
<i>(III-Q.)—</i>										
United Kingdom .. Yds.	41,818	70,637	231,658	178,082	67,984	1,8	24,085	82,677	52,580	20,355
India—Bombay .. "	2,67,840	2,16,920	234,460	39,400	60,400	1,17,240	84,250	61,555	11,555	18,460
India—Calcutta .. "
Egypt .. "	..	8,000	3,000
TOTAL, BRITISH EMPIRE .. Yds.	309,688	295,557	466,018	212,482	128,384	1,32,120	1,11,285	1,44,332	64,135	38,805
Massowah .. Yds.
Other Foreign Countries .. "	..	12,000	61,200	48,800	54,000	..	3,800	16,800	12,550	14,100
Japan .. "
TOTAL, FOREIGN COUNTRIES Yds.	..	12,000	61,200	48,800	54,000	..	3,800	16,800	12,550	14,100
TOTAL, BRITISH EMPIRE AND FOREIGN COUNTRIES .. Yds.	309,688	307,557	527,218	260,782	182,384	1,32,120	1,15,085	1,60,332	76,685	52,905
<i>Dhoties, Saris and Scarves (b of)</i>										
<i>(III-Q.)—</i>										
United Kingdom .. Yds.	62,985	48,650	9,500	110,718	50,146	31,385	19,785	3,000	42,580	16,925
Bombay .. "	24,350	36,240	19,720	29,800	36,453	10,900	12,150	7,445	8,775	18,085
Other British Possessions .. "	1,000	500
Calcutta .. "
British East Africa .. "	19,100	4,650
Egypt .. "
TOTAL, BRITISH EMPIRE .. Yds.	87,335	84,890	48,320	140,518	87,599	42,285	31,935	15,095	51,355	30,510
Egypt .. Yds.	4,500	10,000	3,500	4,200
Muscat .. "
D'ibouti .. "
Austria .. "
Italian East Africa .. "
Arabian Gulf Ports .. "
Belgium .. "
Gatzen .. "
Other Foreign Countries .. "	300	2,200	100	700
TOTAL, FOREIGN COUNTRIES Yds.	4,800	12,200	3,600	4,900
TOTAL, BRITISH EMPIRE AND FOREIGN COUNTRIES .. Yds.	87,335	84,890	48,320	145,318	99,799	42,285	31,935	15,095	54,955	35,410
<i>Drills and Jeans (b of) (III-Q.)—</i>										
Hongkong .. Yds.	..	16,000	8,000
United Kingdom .. Yds.	84,450	57,234	41,182	78,025	51,113	23,530	39,505	21,390	36,208	25,605
India—Bombay .. "	58,600	84,700	81,900	56,800	77,606	26,750	31,823	26,910	19,650	24,890
Other British Possessions .. "
Kenya Colony .. "	5,000	1,400
TOTAL, BRITISH EMPIRE .. Yds.	93,110	157,934	123,082	129,825	133,719	50,280	79,128	49,800	55,858	51,395
China .. Yds.	39,600	10,130	..
Holland .. "	..	1,857	2,715	1,155
Japan .. "	8,000	97,050	167,600	288,300	121,280	4,000	38,650	1,375	38,315	34,009
Massowah .. "	43,550
United States of America .. "	42,400	20,000	3,000	16,000	24,800	27,900	12,500	1,300	5,884	10,800
Austria .. "
D'ibouti .. "	12,600
Other Foreign Countries .. "	..	2,000	3,300	..
Germany .. "	8,200	920
TOTAL, FOREIGN COUNTRIES Yds.	50,400	120,907	176,715	356,600	146,080	31,900	58,225	47,725	1,07,629	44,809
TOTAL, BRITISH EMPIRE AND FOREIGN COUNTRIES .. Yds.	143,510	278,841	299,797	486,325	279,799	82,180	1,32,353	96,525	1,63,487	96,204
<i>Flannel and Flannelines (b of)</i>										
<i>(III-Q.)—</i>										
Other British possessions Yds.	..	1,500	..	900	600	..	250	..
Bombay .. "	4,940	1,820
TOTAL, BRITISH EMPIRE .. Yds.	..	1,500	..	900	4,940	..	600	..	250	1,820
Other Foreign Countries Yds.	1,960	..	6,880	900	..	2,450
Japan .. "
TOTAL FOREIGN COUNTRIES Yds.	1,960	..	6,880	900	..	2,450
TOTAL, BRITISH EMPIRE AND FOREIGN COUNTRIES .. Yds.	1,960	900	11,820	900	250	4,270
<i>Jaconets, Madapolams, Mulls, Cambrics and Muslins (b of)</i>										
<i>(III-Q.)—</i>										
United Kingdom .. Yds.	61,082	112,734	5,760	6,376	31,575	25,125	39,520	2,400	3,128	10,320
Egypt .. "	10,500	5,250
India—Bombay .. "	88,750	..	28,000	5,500	9,800	14,500	..	8,000	1,000	3,500
Other British Possessions .. "	..	27,500	1,200	..	4,500	560
TOTAL, BRITISH EMPIRE .. Yds.	125,332	140,234	33,760	11,876	41,775	44,875	44,020	5,400	4,128	14,380

GENERAL IMPORTS.

SEA-BORNE TRADE.

No. 7—contd.

Total quantities and value of articles imported—contd.

Articles, and countries of consignment.	Quantities.					Value.				
	1924-25.	1925-26.	1926-27.	1927-28.	1928-29.	1924-25.	1925-26.	1926-27.	1927-28.	1928-29.
TEXTILE FABRICS—contd.										
COTTON—contd.										
<i>White (bleached)—contd.</i>										
Massowah .. Yds.
Djibouti .. " "
Other Foreign Countries .. " "
TOTAL FOREIGN COUNTRIES.. Yds.
TOTAL, BRITISH EMPIRE AND FOREIGN COUNTRIES .. Yds.	125,382	140,284	88,760	11,878	41,775	44,875	44,020	5,400	4,126	14,880
Lawns (III-Q.)—										
Bombay .. Yds.	14,000	46,000	4,000	5,500	4,000	7,300	18,500	1,500	2,650	1,600
United Kingdom .. " "	32,376	9,200	27,040	40,890	..	11,112	2,280	8,550	11,950	..
Other British Possessions .. " "
TOTAL, BRITISH EMPIRE .. Yds.	46,376	55,200	31,040	46,390	4,000	18,412	15,780	10,050	14,600	1,600
Holland .. Yds.	4,000	1,500
TOTAL, FOREIGN COUNTRIES Yds.	4,000	1,500
TOTAL, BRITISH EMPIRE AND FOREIGN COUNTRIES .. Yds.	50,376	55,200	31,040	46,390	4,000	19,912	15,780	10,050	14,600	1,600
Longcloth and shirtings (b vi) (III-Q.)—										
British East Africa .. Yds.	4,200	2,500
United Kingdom .. " "	8,944,841	3,635,512	4,221,248	7,035,844	8,170,985	18,16,721	14,68,402	14,01,249	21,97,209	9,67,513
India—Bombay .. " "	158,280	79,200	128,100	140,900	181,880	71,780	26,800	410,300	30,600	40,115
Somalland .. " "	6,000	6,000	2,570	2,800
Ceylon .. " "	34,000	11,925
Calcutta .. " "	2,000	1,000
Other British Possessions .. " "
Egypt .. " "	..	4,000	14,270	2,000	3,400
Suakin, etc. .. " "	20,000	10,000
TOTAL, BRITISH EMPIRE .. Yds.	4,133,101	3,724,712	4,368,618	7,140,744	8,338,815	19,03,481	15,02,002	14,45,679	22,27,869	10,20,553
China .. Yds.	..	35,100	11,700
Japan .. " "	..	20,300	..	107,900	88,100	..	8,100	..	28,760	24,450
Holland .. " "	..	4,000	2,000
Djibouti .. " "	..	8,000	..	6,800	3,500	..	1,780	..
Other Foreign Countries .. " "	580	..	2,000	2,000	2,000	280	..	800	400	900
Italy .. " "	4,000	1,300
Egypt .. " "	6,000	2,275
Austria .. " "
United States .. " "
Massowah .. " "	2,000	12,150	1,000	3,325
Mokha .. " "	..	4,000	2,000	1,000	1,000
TOTAL FOREIGN COUNTRIES Yds.	2,580	71,400	4,000	116,700	112,250	1,280	26,400	1,600	30,930	32,250
TOTAL, BRITISH EMPIRE AND FOREIGN COUNTRIES .. Yds.	4,135,681	3,796,112	4,367,618	7,257,444	8,451,065	19,04,760	15,28,402	14,47,479	22,58,799	10,52,803
Sheetings (b vi) (III-Q.)—										
Straits Settlements .. Yds.	38,000	19,000
United Kingdom .. " "	107,000	324,675	509,920	92,000	49,350	50,500	1,61,075	2,81,990	31,750	17,700
Zanzibar .. " "
India—Bombay .. " "	10,960	209,300	84,800	16,100	10,000	9,780	75,650	31,500	6,800	4,538
Somalland .. " "	..	3,250	600	..	1,600	200
Other British Possessions .. " "
Ceylon .. " "	4,000	1,200
TOTAL, BRITISH EMPIRE .. Yds.	117,960	597,225	636,720	108,100	59,950	60,280	288,325	2,83,690	38,050	22,444
Japan .. Yds.	..	1,441,800	9,000	23,250	4,80,600	2,150	5,250	..
Austria .. " "
Arabian Gulf Ports .. " "
Djibouti .. " "	29,100	8,250
Other Foreign Countries .. " "	100	..	400	100	..	140
United States .. " "
Massowah .. " "
China .. " "	..	717,300	..	22,500	22,500	..	2,59,100	..	6,000	6,000
TOTAL FOREIGN COUNTRIES Yds.	..	2,159,100	9,100	45,750	52,000	..	7,39,700	2,250	11,250	14,800
TOTAL, BRITISH EMPIRE AND FOREIGN COUNTRIES .. Yds.	117,960	2,696,325	645,820	153,850	111,950	60,280	9,78,025	2,85,940	49,300	36,834
Yainsooks (b vi) (III-Q.)—										
United Kingdom .. Yds.	31,218	8,000	40,778	12,120	22,390	10,350	2,000	14,676	4,000	4,950
Ceylon .. " "
India—Bombay .. " "
Other British Possessions .. " "
TOTAL, BRITISH EMPIRE .. Yds.	31,218	8,000	40,778	12,120	22,390	10,350	2,000	14,676	4,000	4,950
Other Foreign Countries .. Yds.
TOTAL, FOREIGN COUNTRIES Yds.
TOTAL, BRITISH EMPIRE AND FOREIGN COUNTRIES .. Yds.	31,218	8,000	40,778	12,120	22,390	10,350	2,000	14,676	4,000	4,950
T. Cloth and Domestic—(III-Q.)—										
Bombay .. Yds.	11,200	7,000	500	5,200	6,100	1,000
United Kingdom .. " "	..	100,000	25,000
Other British Possessions .. " "	240	275	1,000	1,800	..	120	400	800	900	..
TOTAL, BRITISH EMPIRE .. Yds.	11,440	107,275	1,000	1,800	500	5,320	31,500	800	900	1,000
France .. Yds.	..	2,610	2,164	2,665	1,200	2,120	2,640	..
Other Foreign Countries .. " "	428	298	300	..	200	800	510	250	..	200
United States .. " "	18,750	5,250	..
TOTAL, FOREIGN COUNTRIES Yds.	428	2,908	2,464	21,415	200	800	1,710	2,370	8,890	200
TOTAL, BRITISH EMPIRE AND FOREIGN COUNTRIES .. Yds.	11,868	110,183	3,464	23,215	700	6,120	33,210	3,170	9,790	1,200
Towels (b vi) (III-Q.)—										
Other British Possessions .. Yds.
India—Bombay .. " "	61,500	3,200	76,580	3,000	187,220	25,760	1,650	23,400	1,200	49,900
United Kingdom .. " "	89,147	81,619	47,876	66,482	36,839	48,753	17,050	20,474	23,945	14,344
TOTAL, BRITISH EMPIRE .. Yds.	150,647	84,819	124,236	69,482	223,009	72,513	18,600	43,874	25,145	64,244

No. 7—contd.

Total quantities and value of articles imported—contd.

Articles, and countries of consignment.	Quantities.					Value.				
	1924-25.	1925-26.	1926-27.	1927-28.	1928-29.	1924-25.	1925-26.	1926-27.	1927-28.	1928-29.
TEXTILE FABRICS—contd.						Rs.	Rs.	Rs.	Rs.	Rs.
COTTON—contd.										
<i>White (bleached)—contd.</i>										
<i>Twist—(III-Q)—contd.</i>										
China Yds.	4,500	1,100
Egypt "	1,810	1,000	..
Austria "	4,800	1,200
Japan "	..	4,500	..	16,200	189,5 0	..	1,500	..	4,300	50,850
Holland "	..	1,850	1,040
Other Foreign Countries	40	20
TOTAL, FOREIGN COUNTRIES Yds.	..	6,350	4,840	18,010	194,000	..	2,540	1,220	5,800	51,450
TOTAL, BRITISH EMPIRE AND FOREIGN COUNTRIES .. Yds.	150,647	41,169	129,076	87,472	417,609	72,513	21,140	45,154	80,445	1,15,694
<i>Mills (III Q)—</i>										
United Kingdom Yds.	1,559,039	3,145,616	914,954	1,150,702	1,685,883	3,00,932	602,996	1,46,839	1,09,487	3,97,832
Bombay "	708,500	521,250	450,661	93,800	87,018	2,40,900	1,14,575	95,600	26,960	19,417
Egypt "	12,500	34,000	3,250	6,000
Other British Possessions
TOTAL BRITISH EMPIRE .. Yds.	2,278,039	3,700,866	1,365,615	1,244,502	1,772,901	5,45,082	7,23,571	2,42,439	2,26,447	3,57,249
Hodeidah Yds.	..	1,000	9,000	1,000	3,000
Other Foreign Countries	150	150
Independent Somali Ports	7,500	3,000
Djibouti "	4,000	1,000	..
Egypt "	7,200	1,600
TOTAL, FOREIGN COUNTRIES Yds.	..	8,500	9,150	4,000	7,200	..	4,000	3,150	1,000	1,600
TOTAL, BRITISH EMPIRE AND FOREIGN COUNTRIES .. Yds.	2,278,039	3,709,366	1,374,765	1,248,502	1,780,101	5,45,082	7,27,571	2,45,589	2,27,447	3,58,849
<i>Unspecified descriptions (b v)</i>										
<i>(III-Q)—</i>										
United Kingdom Yds.	451,388	5,24,372	380,893	566,187	774,005	2,06,911	1,97,264	1,46,258	1,71,883	2,10,728
Snukins, etc. "	1,600	1,200
Egypt "	6,740	6,400	12,508	4,800	2,700	5,180
India—Bombay "	529,750	368,018	472,800	415,094	711,624	2,19,235	1,63,440	1,60,849	1,33,716	2,11,321
Madras O'Ports "	13,500	3,750
Straits Settlements "	1,500	..	2,400	6,560	..	1,950	..	1,200	2,160	..
Other British Possessions	200	300	2,000	300	100	600
TOTAL, BRITISH EMPIRE .. Yds.	989,588	889,080	870,199	987,841	1,501,129	4,33,196	3,63,464	3,04,687	3,07,708	4,26,899
Trieste Yds.	5,033	2,885	..
Holland "	5,200	7,750	300	2,100	2,837	2,907
France "	..	1,591	1,800
Arabian Gulf Ports "	4,000	2,000
Germany "	..	20,569	2,600	1,100	7,405	2,165	1,500	..
Java "
Belgium "	..	13,760	6,293
Masowah "	1,800	3,900	..	1,730	..	1,200	2,800	..	1,400	..
Djibouti "	3,200	..	5,540	15,510	..	5,500	..	1,979	4,710	..
United States of America	3,000	..	6,200	8,224	..	1,150	..	1,250	3,500
Other Foreign Countries	4,225	1,175	1,745	3,100	12,770	1,130	850	1,420	1,180	3,811
Austria "	..	8,486	13,200	2,194	5,326
Mokha "
Italy "	3,300	..	5,548	15,237	10,800	2,100	..	1,900	5,800	4,000
Asiatic Turkey, Levant and Black Sea "	2,700	19,800	..	1,500	9,400	..
Japan "	25,000	31,750	9,750	14,425
China "	45,000	..	15,300	12,000	..	6,000
TOTAL, FOREIGN COUNTRIES Yds.	15,225	52,471	82,883	208,460	87,144	11,430	22,292	28,890	64,712	34,648
TOTAL, BRITISH EMPIRE AND FOREIGN COUNTRIES .. "	1,004,813	9,41,561	953,032	1,196,301	1,588,273	4,44,626	3,85,756	3,33,577	3,72,420	4,61,042
TOTAL OF WHITE (BLEACHED) Yds.	8,533,652	12,121,158	8,958,093	11,259,240	8,488,955	34,00,742	40,48,617	28,26,217	33,66,804	28,95,704
TOTAL OF WHITE (BLEACHED)—										
BRITISH EMPIRE—										
Ceylon Yds.	34,000	11,925
Kenya Colony "	6,000	1,400
Bombay "	1,094,944	1,774,791	3,41,305	5,38,899
United Kingdom "	9,331,101	5,980,970	27,76,328	16,40,478
Straits Settlements "	6,560	2,150	..
Other Countries "	2,700	6,800	1,150	2,460
Calcutta "	2,000	1,000
Madras Other Port "	13,500	3,750
FOREIGN COUNTRIES—										
Egypt "	31,810	54,950	14,250	22,500
Japan "	483,950	475,060	1,39,166	1,81,859
Germany "	1,100	1,500	..
Djibouti "	38,910	29,100	10,790	3,250
Asiatic Turkey, Levant and Black Sea "	19,800	9,400	..
China "	170,100	27,000	40,130	7,100
Italy "	15,237	14,800	5,800	5,800
United States "	40,950	33,024	13,384	14,800
Trieste "	5,033
France "	2,685	2,885	..
Masowah "	1,730	12,150	2,640	..
Holland "	7,750	8,300	1,400	3,325
Other Countries "	5,400	17,570	2,837	2,907
TOTAL "	11,259,240	8,488,955	33,66,804	28,95,704

GENERAL IMPORTS.

SEA-BORNE TRADE.

No. 7—contd.

Total quantities and value of articles imported—contd.

Articles, and countries of consignment.	Quantities.					Value.				
	1924-25.	1925-26.	1926-27.	1927-28.	1928-29.	1924-25.	1925-26.	1926-27.	1927-28.	1928-29.
TEXTILE FABRICS—contd.										
<i>Coloured, printed or dyed—</i>										
<i>Printed goods—(III Q.)—</i>										
Cambrics, (including Madapollams										
Mullins Mulls and Jaconets—										
Bombay .. Yds.	6,693	3,793	..	2,016	1,500	..
United Kingdom .. "	1,329	..	2,800	400	..	8,000
Other British Possessions .. "
TOTAL BRITISH EMPIRE .. Yds.	6,693	..	1,329	3,793	2,800	2,016	..	400	1,500	8,000
Chadars (III-Q.)—										
Bombay .. Yds.	..	5,500	8,500	1,900	3,400
United Kingdom .. "	..	4,100	..	2,000	2,600	..	1,500	..
Other British Possessions .. "	1,500	400	..
TOTAL BRITISH EMPIRE .. "	..	9,600	8,500	3,500	4,500	3,400	1,900	..
Checks, Spots, Stripes—(III Q.)										
Egypt .. Yds.	23,000	5,000
United Kingdom .. "	..	2,500	3,900	..	2,000	1,000
Bombay .. "	700	800
Other British Possessions .. "	..	4,000	1,769
TOTAL BRITISH EMPIRE .. Yds.	..	6,500	1,769	..	26,900	..	2,700	800	..	6,000
Japan .. "	34,200	11,050	..
TOTAL FOREIGN COUNTRIES .. "	34,200	11,050	..
TOTAL BRITISH EMPIRE AND FOREIGN COUNTRIES .. "	34,200	26,900	11,050	6,000
<i>Printed goods—Lungis—(III-Q.)—</i>										
United Kingdom .. Yds.	1,500	1,082
TOTAL BRITISH EMPIRE .. "	1,500	1,082
Dhulis (including lungis)—(III Q.)										
Other British Possessions Yds.	1,000	900
United Kingdom .. "	..	16,800	13,060	9,950	5,000	5,100	4,900	..
Bombay .. "
TOTAL BRITISH EMPIRE .. Yds.	1,000	16,800	13,060	9,950	..	900	5,000	5,100	4,900	..
Prints and Chintz—(III Q.)										
Egypt .. Yds.	13,340	4,920
United Kingdom .. "	46,291	33,722	33,144	50,438	42,873	21,250	14,100	10,999	16,456	13,919
Bombay .. "	37,100	5,000	11,500	900	2,400	13,050	2,000	4,909	1,100	2,600
Straits Settlements .. "	..	5,500	1,650
TOTAL BRITISH EMPIRE .. Yds.	83,391	44,222	57,984	51,338	45,273	34,300	17,750	20,819	17,566	16,519
Japan .. Yds.	8,520	1,988
Trieste .. "	5,221	1,600	..
Italy .. "	10,000	3,400
TOTAL FOREIGN COUNTRIES .. "	5,221	18,520	1,600	5,388
TOTAL BRITISH EMPIRE AND FOREIGN COUNTRIES .. Yds.	83,391	44,222	57,984	56,559	63,793	34,300	17,750	20,819	19,166	21,907
Drills and Jeans—										
Bombay .. Yds.	4,500	1,500	..
TOTAL BRITISH EMPIRE .. "	4,500	1,500	..
Japan .. "	47,700	14,850	..
TOTAL FOREIGN COUNTRIES .. "	47,700	14,850	..
TOTAL BRITISH EMPIRE AND FOREIGN COUNTRIES .. "	52,200	15,850	..
<i>Printed goods—Flannel, etc.—(III-Q.)</i>										
Japan .. Yds.	5,000	1,800
TOTAL FOREIGN COUNTRIES .. "	5,000	1,800
Bars and Scarves—(III Q.)										
Bombay .. Yds.	88,900	36,000	17,600	13,600	9,600	41,560	17,900	6,200	5,690	3,000
United Kingdom .. "	100,350	43,375	72,700	131,475	103,515	64,916	31,985	49,584	70,509	50,420
TOTAL BRITISH EMPIRE .. Yds.	195,350	84,875	90,300	145,075	113,115	1,06,776	49,885	48,784	76,199	53,420
Holland .. Yds.	..	1,300	1,100
Italy .. "	..	2,500	4,000	4,000	4,000	2,000	2,600	..
Belgium .. "	..	800	1,000
TOTAL FOREIGN COUNTRIES Yds.	..	4,600	4,000	4,000	6,100	2,000	2,600	..
TOTAL BRITISH EMPIRE AND FOREIGN COUNTRIES .. Yds.	195,350	89,475	94,300	149,075	113,115	1,06,476	55,985	48,784	78,799	53,420
<i>Printed goods—Sateen—(III-Q.)—</i>										
United Kingdom .. Yds.	6,372	3,100
TOTAL BRITISH EMPIRE .. "	6,372	3,100
Shirtings—(III Q.)										
Other British Possessions Yds.
United Kingdom .. "	5,521	250
TOTAL BRITISH EMPIRE .. Yds.	5,521	2,250
Other Foreign Countries Yds.	3,600	900
TOTAL FOREIGN COUNTRIES .. "	3,600	900
TOTAL BRITISH EMPIRE AND FOREIGN COUNTRIES .. "	3,600	900
Other Foreign Countries .. "	1,800	600
TOTAL FOREIGN COUNTRIES .. "	1,800	600
TOTAL BRITISH EMPIRE AND FOREIGN COUNTRIES .. "	8,200	3,860

No. 7—contd.

Total quantities and value of articles imported—contd.

Articles, and countries of consignment.	Quantities.					Value.				
	1924-25.	1925-26.	1926-27.	1927-28.	1928-29.	1924-25.	1925-26.	1926-27.	1927-28.	1928-29.
TEXTILE FABRICS—contd. <i>Cotton—contd.</i> <i>Piece-goods—contd.</i> <i>Coloured, printed or dyed—contd.</i> <i>(III Q)—</i>						Rs.	Rs.	Rs.	Rs.	Rs.
<i>Twills—(III Q.)</i>										
United Kingdom .. Yds.	11,951	9,079	21,184	22,156	6,460	6,265	5,400	8,919	9,407	3,250
Egypt	2,700	1,500
TOTAL, BRITISH EMPIRE .. Yds.	11,951	9,079	23,884	22,156	6,460	6,265	5,400	10,419	9,407	3,250
<i>Unspecified descriptions—</i> <i>(III Q.)</i>										
Egypt	29,136	18,500	17,289	17,800	9,300	8,700
United Kingdom	253,425	284,938	242,198	470,791	114,540	1,26,005	1,47,920	81,050	180,804	43,856
Bombay	3,900	1,000	..	10,500	3,800	1,150	1,400	..	4,700	2,400
Straits Settlements ..	4,000	3,200
Other British Possessions	2,000	800	..
TOTAL, BRITISH EMPIRE .. Yds.	297,461	304,438	259,487	483,291	118,340	1,47,655	1,58,620	89,750	1,85,804	45,756
Egypt	19,900	14,150	..
Germany	5,000	1,400	..
Mossowah	1,100	1,000
Japan	4,500	1,800	..
Holland	4,400	1,375
Italy	1,000	..	15,700	1,200	..	4,500	..
Trieste	21,640	7,450	..
TOTAL, FOREIGN COUNTRIES	2,100	..	66,440	4,400	..	2,200	..	29,100	1,375
TOTAL, BRITISH EMPIRE AND FOREIGN COUNTRIES .. Yds.	297,461	306,538	259,487	549,731	122,740	1,47,655	1,60,820	89,750	2,14,904	47,131
<i>Piece-goods—</i> <i>Coloured, printed or dyed—</i> <i>Cambrics (including Madapollams,</i> <i>Muslins, Mulls and Jaconets</i> <i>(b vs) (III Q.)—</i>										
United Kingdom .. Yds.	105,386	197,105	57,042	144,397	92,245	89,205	69,308	15,789	36,540	22,066
India—Bombay	7,700	3,800	..	4,684	6,401	3,900	1,900	..	1,300	2,575
Egypt	3,000	1,500
Other British Possessions	1,800	700
TOTAL, BRITISH EMPIRE .. Yds.	113,086	203,905	58,842	149,081	98,646	93,105	72,708	16,489	38,840	24,641
Japan	3,600	1,800	..
Austria
Italy
Belgium
Other Foreign Countries
TOTAL, FOREIGN COUNTRIES	3,600	1,800	..
TOTAL, BRITISH EMPIRE AND FOREIGN COUNTRIES .. Yds.	113,086	203,905	58,842	152,681	98,646	93,105	72,708	16,489	40,640	24,641
<i>Chadars (b vs) (III Q.)—</i>										
United Kingdom .. Yds.	27,338	..	18,020	24,000	18,550	23,452	..	7,350	12,460	9,800
India—Bombay	100,150	36,750	247,355	269,150	145,950	54,350	21,385	82,575	92,895	49,950
Calcutta
Madras
Cutch
Malabar Coast
Straits Settlements
Suekin and Port Sudan	2,000	1,000
Somaliland
Zanzibar and Pemba
Other British Possessions	1,375	800
TOTAL, BRITISH EMPIRE .. Yds.	127,488	40,125	260,375	293,750	174,500	77,802	23,185	89,925	1,04,855	59,750
Germany
Italian East Africa
Austria
Holland
Italy
Jeddah
Hodeidah
Arabian Gulf Port
Muskat
Djibouti
Turkey in Asia
Other Foreign Countries ..	1,000	700	1,600	500	380	800
TOTAL, FOREIGN COUNTRIES .. Yds.	1,000	700	1,600	500	380	800
TOTAL, BRITISH EMPIRE AND FOREIGN COUNTRIES .. Yds.	128,488	40,125	260,375	294,450	1,76,100	78,302	23,185	89,925	1,05,235	60,550
<i>Cheeks, Spots and Stripes (b vs)</i> <i>(III Q.)—</i>										
Suekin, etc.
United Kingdom	63,021	90,200	45,150	70,172	84,566	33,095	36,230	17,655	24,395	37,163
India—Bombay	1,039,329	467,980	1,002,920	625,596	3,58,374	4,81,041	1,57,827	2,82,662	1,47,900	1,05,500
Egypt	6,205	..	30,479	3,620	..	14,900
Other British Possessions
TOTAL, BRITISH EMPIRE .. Yds.	1,109,050	558,180	1,078,549	695,768	4,42,940	4,67,756	1,94,057	3,15,217	1,72,295	1,40,763

No. 7—contd.

Total quantities and value of articles imported—contd.

Articles, and countries of consignment.	Quantities.					Value.				
	1924-25.	1925-26.	1926-27.	1927-28.	1928-29.	1924-25.	1925-26.	1926-27.	1927-28.	1928-29.
TEXTILE FABRICS—contd.										
<i>Cotton—contd.</i>						Rs.	Rs.	Rs.	Rs.	Rs.
<i>Piece-goods—contd.</i>										
<i>Coloured, printed or dyed—contd.</i>										
<i>Wools (including Lungis (b of) (III Q)—</i>										
Japan Yds.		226,040	577,270	661,800	4,04,540		81,440	1,66,767	1,70,110	96,825
Djibouti				4,500	4,500				1,000	1,250
Egypt				47,803	2,400				24,980	1,200
Mossawah		2,000								
Belgium					3,300		1,000			1,800
Other Foreign Countries			801		3,600			150		1,150
Italy			5,500	35,230	25,100			1,900	14,450	11,910
Germany				3,100					2,200	
China				9,000					2,200	
Trieste				7,086					4,300	
TOTAL, FOREIGN COUNTRIES Yds.		228,040	583,071	768,119	4,43,440		82,440	1,68,817	2,19,940	1,14,135
TOTAL BRITISH EMPIRE AND FOREIGN COUNTRIES .. Yds.	1,109,050	780,220	1,66,1,620	1,468,827	8,86,380	4,67,766	2,76,497	4,84,034	3,92,255	2,54,898
<i>Dhotis (including Lungis (b of) (III Q)—</i>										
<i>(III Q)—</i>										
Egypt Yds.										9,350
United Kingdom					28,604					
India—Madras										
Straits Settlements										
Malabar Coast										
Somaliand										
Zanzibar										
India—Bombay	5,320		4,000			2,220		1,125		
Other British Possessions		1,216		1,000	2,000		520		500	800
TOTAL, BRITISH EMPIRE Yds.	5,320	1,216	4,000	1,000	30,604	2,220	520	1,125	500	10,150
Mossawah Yds.										
Italian East Africa										
Hodeidah										
Muskat										
Turkey in Asia										
Djibouti										
Austria										
Italy										
Java										
France										
Belgium										
Holland										
Arabian Gulf Ports										
Gazan										
Other Foreign Countries										
TOTAL FOREIGN COUNTRIES Yds.										
TOTAL BRITISH EMPIRE AND FOREIGN COUNTRIES .. Yds.	5,320	1,216	4,000	1,000	30,604	2,220	520	1,125	500	10,150
<i>Lungis—</i>										
Egypt Yds.			13,500					7,700		
Ceylon		1,000					1,000			
United Kingdom	246,807	555,632	527,481	445,277	4,43,873	1,50,123	3,06,159	2,27,845	2,23,320	1,81,303
Bombay	206,352	62,350	135,720	69,750	1,05,000	1,07,500	21,725	61,445	23,083	26,000
Straits Settlements	17,600		9,300	13,120	8,760	1,200	5,150	6,550	4,190	
Other British Possessions		800	2,225	3,000	100		400	730	1,200	35
Madras		4,500	4,000	26,300	87,700		2,950	2,500	16,200	40,030
Anglo E. Sudan		6,400	8,000		23,700		2,700	3,600		9,000
Zanzibar		12,000					5,000			
TOTAL, BRITISH EMPIRE .. Yds.	470,659	648,612	7,00,226	557,447	6,69,333	2,68,923	3,49,934	3,08,520	2,70,353	2,70,618
Egypt Yds.				111,040	77,715				56,945	34,915
Holland			2,000	99,300	36,050			1,500	36,900	17,186
Arabian Gulf Ports		2,400					1,200			
Italian East Africa										
Other Foreign Countries	1,808	2,000	4,800	5,380	4,580	603	600	1,980	2,460	1,860
A. T. Persian Gulf		3,400					1,700			
Belgium		8,000	6,800				3,000			
TOTAL FOREIGN COUNTRIES Yds.	1,808	15,800	18,100	217,120	1,18,345	603	6,500	6,680	96,395	58,961
TOTAL BRITISH EMPIRE AND FOREIGN COUNTRIES .. Yds.	472,467	664,412	7,18,326	774,567	7,87,478	2,69,426	3,56,434	3,15,200	3,66,748	324,579
<i>Drill and Jean (b of) (III Q)—</i>										
Suakin Yds.			20,000					7,000		
Ceylon		2,000					2,200			
British East Africa	1,000					1,200				
United Kingdom	29,104	27,423	28,951	43,500	14,265	26,088	19,105	17,015	23,300	3,591
India—Bombay	31,200	60,308	66,015	27,909	4,173	16,620	23,589	23,435	9,900	3,134
Zanzibar, etc.										
Other British Possessions										
Hong-Kong		20,000					3,900			
Egypt										
TOTAL, BRITISH EMPIRE .. Yds.	61,304	109,728	114,966	71,409	18,438	43,908	63,794	47,450	33,200	11,775
Japan Yds.		58,410	495,300	455,200	124,000		20,830	1,08,580	1,17,605	21,050
Germany			3,000	6,400				4,950	1,600	
Austria			3,000					1,725		
Mossawah		1,000					1,000			
Trieste				2,000					1,000	
Other Foreign Countries					4					5
TOTAL, FOREIGN COUNTRIES Yds.		54,410	411,300	463,600	124,004		21,830	1,16,255	1,20,205	21,055
TOTAL BRITISH EMPIRE AND FOREIGN COUNTRIES .. Yds.	61,304	164,138	526,266	535,009	142,442	43,908	75,624	1,62,705	1,53,405	32,830

No. 7—contd.

Total quantities and value of articles imported—contd.

Articles, and countries of consignment.	Quantities.					Value.				
	1924-25.	1925-26.	1926-27.	1927-28.	1928-29.	1924-25.	1925-26.	1926-27.	1927-28.	1928-29.
						Rs.	Rs.	Rs.	Rs.	Rs.
TEXTILE FABRICS—contd.										
<i>Cotton—continued.</i>										
<i>Piece-goods—continued.</i>										
<i>Coloured, printed or dyed—continued.</i>										
<i>Prints and Chintz—</i>										
Flannel and Flannelettes—										
Other British Possessions .. Yds.	2,007	1,784	84	..	1,985	1,271	990	27	..	600
Bombay	17,300	5,620	26,705	15,843	..	8,393	2,400	10,825	5,318
United Kingdom	3,841	1,113	..
TOTAL, BRITISH EMPIRE .. Yds.	2,007	19,084	5,654	30,546	17,828	1,271	9,283	2,427	11,938	5,918
Japan	9,690	16,500	3,975	6,518
Other Foreign Countries .. Yds.	..	525	1,000	300	260
Total Foreign Countries .. Yds.	..	525	1,000	9,690	16,500	..	300	260	3,975	6,518
TOTAL, BRITISH EMPIRE AND FOREIGN COUNTRIES .. Yds.	..	19,609	6,654	40,236	34,328	..	9,583	2,687	15,913	12,234
<i>Italian Cloth and Satens (6 of Q)—</i>										
United Kingdom Yds.	38,922	53,757	27,950
Bombay	8,600	16,765	1,750
TOTAL BRITISH EMPIRE .. Yds.	38,922	62,357	16,765	29,700
<i>Prints and Chintz (6 of) (III Q)—</i>										
United Kingdom Yds.	427,278	769,445	597,014	527,800	417,252	1,87,701	3,18,439	2,00,296	1,57,808	1,23,439
Somaliann	8,200	2,600
Straits Settlements	4,000	5,000	53,502	1,000	1,700	20,807
India—Bombay	98,450	135,505	125,381	199,076	163,932	57,500	55,420	58,150	40,790	57,225
Calcutta	3,750	1,458
Cutch
Egypt	4,880	1,100
Other British Possessions ..	1,000	500	3,200	2,000	..	500	150	1,100	800	..
TOTAL, BRITISH EMPIRE .. Yds.	530,728	910,450	742,425	688,876	634,686	2,46,701	3,75,709	2,59,794	1,99,398	2,01,471
Trieste	93,618	70,003	27,729	22,509
Egypt	20,850	4,200	11,100	2,000
Japan	118,540	34,250
Djibouti and Obokh
Hodeidah
Italy	11,800	..	3,550	5,150	..	1,725
Mokha	2,100	850
Other Foreign Countries	1,000	..	3,200	850	..
Independent Somali Ports	400
Austria	12,650	3,850
Holland	1,590	1,831
Arabian Gulf Ports
TOTAL, FOREIGN COUNTRIES .. Yds.	11,800	1,000	16,200	117,668	196,433	6,150	400	5,575	39,679	61,440
TOTAL, BRITISH EMPIRE AND FOREIGN COUNTRIES .. Yds.	542,528	911,450	758,625	786,544	831,119	2,51,851	3,76,109	2,65,369	2,39,077	2,62,911
<i>Saris and Scarves (6 of) (III Q)—</i>										
British Somaliland	17,000	10,600	..
Kenya Colony
United Kingdom	91,020	140,125	92,840	299,277	289,207	46,120	76,592	42,361	1,17,402	94,352
India—Bombay	320,600	127,976	180,360	169,603	53,640	1,58,715	71,940	65,915	59,445	18,970
Other British Possessions ..	2,000	200	700	150
Anglo Egyptian Sudan	24,000	9,900
TOTAL, BRITISH EMPIRE .. Yds.	413,620	268,301	273,200	485,880	307,847	2,05,635	1,48,682	1,08,276	1,87,447	1,23,222
Egypt	5,925	3,325
Hodeidah	11,520	4,000
Djibouti
Italy	8,800	8,000	4,000	7,000	3,000	6,000	5,500	2,700	4,900	1,600
Holland	10,050	5,717
Other Foreign Countries	240	1,600	2,160	120	700	1,460	..
Mokha
TOTAL, FOREIGN COUNTRIES .. Yds.	8,800	19,760	5,600	9,160	18,975	6,000	9,620	3,400	6,360	10,642
TOTAL, BRITISH EMPIRE AND FOREIGN COUNTRIES .. Yds.	422,420	288,061	278,800	495,040	326,822	2,11,535	158,302	1,11,676	1,93,807	1,33,864
<i>Towels (6 of) (III Q)—</i>										
United Kingdom Yds.	345,236	389,191	328,494	291,861	209,867	1,76,436	1,92,310	1,39,910	1,21,996	78,027
Bombay	74,382	17,717	82,885	14,800	25,049	23,900	8,220	30,750	6,325	6,950
Egypt	11,400	5,200
Calcutta	6,000	1,500	..
TOTAL, BRITISH EMPIRE .. Yds.	419,618	406,908	422,779	312,661	234,916	2,10,446	2,00,530	1,74,860	1,29,221	84,977
China	61,200	15,300	..
Italy	4,000	3,300
Mossawah	2,000	1,500
Jeddah
Egypt	8,600	3,000
Trieste	18,832	6,100
Japan	18,000	9,900	479,610	160,600	..	5,800	7,160	1,18,555	37,900
Other Foreign Countries	1,800	800	..
TOTAL, FOREIGN COUNTRIES .. Yds.	2,000	22,000	9,900	542,610	187,832	1,500	9,100	7,160	1,34,655	47,000
TOTAL, BRITISH EMPIRE AND FOREIGN COUNTRIES .. Yds.	421,618	428,908	432,679	855,271	422,778	2,11,946	2,09,630	1,82,020	2,63,876	1,31,977

No. 7—*contd.*

Total quantities and value of articles—*contd.*

Articles, and countries of consignment:	Quantities.					Value.				
	1924-25.	1925-26.	1926-27.	1927-28.	1928-29.	1924-25.	1925-26.	1926-27.	1927-28.	1928-29.
						Rs.	Rs.	Rs.	Rs.	Rs.
TEXTILE FABRICS—<i>contd.</i>										
Cotton—<i>contd.</i>										
Piece-goods—<i>contd.</i>										
Coloured, printed or dyed—<i>contd.</i>										
Unspecified Description—<i>contd.</i>										
Shirting (b vs) (III Q)—										
United Kingdom Yds.	84,188	48,874	56,882	50,068	65,040	14,655	23,167	19,303	14,300	14,802
India—Bombay	91,000	34,100	82,100	39,400	7,700	34,800	14,820	27,650	11,700	2,580
Straits Settlements
Other British Possessions
TOTAL, BRITISH EMPIRE	125,188	82,474	138,982	89,468	72,740	49,455	37,987	46,953	26,000	17,182
D'Jibouti	2,000	3,000
Italian East Africa
Other Foreign Countries	1,000	2,000	800	150	..
Japan	117,800	294,900	294,875	1,41,700	..	41,450	84,338	78,325	35,360
Egypt	8,000	4,300
TOTAL, FOREIGN COUNTRIES	119,800	295,900	296,875	1,49,700	..	44,450	85,138	78,475	39,660
TOTAL BRITISH EMPIRE AND FOREIGN COUNTRIES	125,188	202,274	434,942	386,343	2,22,440	49,455	82,437	1,32,091	104,535	56,842
Woven jungs (III Q)—										
United Kingdom Yds.	52,200	23,730	..
Straits Settlements	2,240	1,700	..
Other British Possessions	1,000	625	..
TOTAL, BRITISH EMPIRE	55,440	26,045	..
Holland	2,000	1,527
TOTAL FOREIGN COUNTRIES	2,000	1,527
TOTAL BRITISH EMPIRE AND FOREIGN COUNTRIES	2,000	1,527
Unspecified description (b vs) (III Q)—										
United Kingdom Yds.	719,004	794,806	876,021	1,490,577	1,173,414	3,55,768	3,72,159	3,41,932	5,74,057	4,49,912
Zanzibar and Pemba	11,000	6,200
Madras	4,000	11,210	5,800	5,500	63,800	3,850	9,100	2,500	2,500	33,797
British East Africa	2,800	1,100
Straits Settlements	172,700	201,600	260,360	231,320	269,275	88,270	94,030	1,12,670	91,060	1,13,425
India—Bombay	2,457,926	1,848,390	2,516,511	2,656,909	1,603,408	12,92,325	8,45,620	9,44,240	10,66,984	6,26,418
Calcutta	2,000	1,000	1,216
Ceylon	4,000	2,018
Anglo Egyptian Sudan	3,500	4,000	4,200	1,460	22,534	1,200	1,800	1,600	1,819	10,000
Somaliand	8,000	2,800	1,500	1,600
Egypt	90,232	59,200	301,900	43,875	28,125	1,27,950
Other British Possessions	1,800	1,580	4,400	750	2,800	9,000	800	1,800	475	980
Karachi	3,000	1,500	..
Hong Kong	12,000	4,000
Mauritius	3,000	2,700
TOTAL, BRITISH EMPIRE	3,462,962	2,934,786	4,084,292	4,990,076	3,140,359	17,91,388	13,60,134	15,37,912	17,38,395	12,37,443
Japan Yds.	..	69,300	110,700	282,250	149,200	..	21,775	23,650	80,370	23,768
Holland	1,594	1,600	48,361	130,322	..	1,000	1,500	19,245	91,138
China	45,000	..	6,000	92,100	13,500	15,500	..	2,400	23,894	3,300
Austria	2,520	20,952	2,700	1,800	11,662	1,450	..
Algeria and Tunis	26,100	25,300	9,700	15,500
Switzerland	16,400	3,100	..
United States of America	1,480	57,000	6,000	..	15,167	1,481	20,700	2,244	..	6,098
Kamran
Italy	17,860	35,651	27,714	68,585	115,567	8,980	19,744	8,790	29,570	56,878
Mossawah	55,320	20,218	4,500	6,200	..	23,370	12,178	2,250	2,400	..
Jeddah
Independent Somali Ports
France	750	..	1,090	..	14,660	1,000	..	1,390	..	2,040
Hodeidah	5,900	28,200	24,650	49,845	..	3,100	15,700	9,570	18,020	..
Arabian Gulf Ports	145,080	103,880	139,014	213,232	134,600	71,725	46,630	58,455	89,857	54,406
Muskat	12,000	5,200
Belgium
Egypt	288,422	164,485	1,21,083	71,060
Galzan	2,200	1,150
D'Jibouti
Italian East Africa	14,313	30,900	22,075	32,000	42,488	11,350	16,070	10,395	11,530	16,270
Java	3,000	1,300
Tripoli	2,400	..	9,220	6,000	..	2,500	..	4,470	2,300	..
Mokha	8,400	10,200	3,260	29,600	7,915	3,830	4,000	1,545	11,000	3,375
Konfda, etc.	8,000	3,000
Asiatic Turkey, Levant and Black Sea
Other Foreign Countries	51,800	2,000	43,300	138,800	71,150	16,150	1,000	13,800	54,800	29,350
Germany	2,408	2,350	2,200	1,794	3,160	985	1,510	966	1,142	1,510
German East Africa	2,600	16,138	3,192	11,378	11,520	1,840	3,934	2,523	12,420	7,960
Trieste	2,000	1,000
TOTAL, FOREIGN COUNTRIES	861,271	391,951	427,076	1,894,478	9,30,344	1,68,811	1,69,431	1,61,610	5,14,151	3,77,478
TOTAL BRITISH EMPIRE AND FOREIGN COUNTRIES	3,824,253	3,326,737	4,512,368	6,784,554	40,70,703	19,57,140	15,29,565	16,99,522	22,52,546	16,14,916
TOTAL COLOURED, PRINTED OR DYED	7,813,445	7,517,267	10,125,407	12,552,933	84,57,399	33,85,536	34,24,449	26,43,065	45,30,903	31,02,822

780
GENERAL IMPORTS.

No. 7—contd.

Total quantities and value of articles imported—contd.

Articles, and countries of consignment.	Quantities.					Value.				
	1924-25.	1925-26.	1926-27.	1927-28.	1928-29.	1924-25.	1925-26.	1926-27.	1927-28.	1928-29.
						Rs.	Rs.	Rs.	Rs.	Rs.
TEXTILE FABRICS—contd.										
Cotton—contd.										
Place-goods—contd.										
British Empire—contd.										
<i>British Empire—</i>										
Mauritius .. Yds.	3,000	2,700
United Kingdom	4,176,878	3,159,901	16,38,887	11,93,411
Bombay	4,072,942	2,522,770	14,83,637	9,22,515
Straits Settlements	247,180	331,537	90,310	1,38,422
Nadras	31,800	151,500	18,700	73,687
Kenya Colony	17,000	10,600	..
Calcutta	6,000	2,018	1,600	1,216
Anglo Egyptian Sudan	1,460	70,284	1,319	28,900
Karachi	3,000	1,600	..
Other countries	15,242	10,366	5,670	4,015
<i>Foreign Countries—</i>										
United States of America	15,167	6,098
Golzon	2,200	1,150
Muskot	12,000	5,200
Belgium	3,300	1,800
France	14,660	2,940
Egypt	488,615	271,325	2,28,258	1,19,800
Japan	2,272,925	1,112,100	5,97,740	2,67,941
Trieste	168,726	99,675	61,799	32,157
Java	2,500	1,050	..
Algeria and Tonls	26,100	25,300	9,700	15,600
Italy	150,615	153,667	56,020	73,788
Djibouti	36,500	46,988	12,530	16,620
Germany	25,378	11,520	18,320	7,680
A. T. Lavant and Black Sea	132,800	71,150	54,800	29,350
Tripoli	8,000	2,300	..
China	162,300	13,500	45,894	3,300
Holland	148,161	190,612	56,235	88,774
Mossawah	5,200	2,400	..
Austria	2,700	1,450	..
Switzerland	16,400	3,100	..
A. G. Ports	213,282	134,600	86,857	54,406
Hollada	49,845	18,020	..
Mokha	29,600	7,015	11,000	3,375
Other Countries	17,334	20,444	7,367	7,675
	12,552,983	8,467,399	45,30,803	31,02,822
Woven coloured goods—										
<i>Flannel and Flannelettes (III Q)—</i>										
United Kingdom .. Yds.
TOTAL, BRITISH EMPIRE
Chickenspot Stripes .. Yds.										
United Kingdom	4,861	2,244
TOTAL, BRITISH EMPIRE	4,861	2,244
Velvet and Velvetons .. Yds.										
Other British Possession	611	800
TOTAL, BRITISH EMPIRE	611	800
Woven coloured goods—										
<i>Chadars—</i>										
Other British Possessions .. Yds.	3,992	770	..
TOTAL, BRITISH EMPIRE .. Yds.	3,992	770	..
Coating and Trouserings including Cashmere, etc.—										
Other Foreign Countries .. Yds.	300	116	..
TOTAL, FOREIGN COUNTRIES	300	116	..
TOTAL, BRITISH EMPIRE AND FOREIGN COUNTRIES	300	116	..
Saris, etc.—										
United Kingdom	1,780	1,100	..
TOTAL, BRITISH EMPIRE	1,780	1,100	..
Woven coloured goods—										
<i>Unspecified Descriptions—</i>										
United Kingdom .. Yds.	3,780	2,000	1,200	1,015	..
TOTAL BRITISH EMPIRE	3,780	2,000	1,200	1,015	..
Langis and Saris—										
United Kingdom	3,000	2,000	..	3,140	..	1,700	1,200	..	1,570
TOTAL BRITISH EMPIRE	3,000	2,000	..	3,140	..	1,700	1,200	..	1,570

No. 7—contd.
Total quantities and value of articles imported—contd.

Articles, and countries of consignment.	Quantities.					Value.				
	1924-25.	1925-26.	1926-27.	1927-28.	1928-29.	1924-25.	1925-26.	1926-27.	1927-28.	1928-29.
TEXTILE FABRICS—contd.						Rs.	Rs.	Rs.	Rs.	Rs.
Cotton—concluded.										
<i>Ferts of all descriptions—</i>										
United Kingdom .. Yds.	6,001	..	5,466	25,750	5,000	4,985	..	1,100	10,750	1,700
Other British Possessions .. "	25,000	7,700	..
Bombay .. "
TOTAL, BRITISH EMPIRE .. "	6,001	..	5,466	50,750	5,000	4,985	..	1,100	18,450	1,700
Other Foreign Countries .. "
TOTAL, FOREIGN COUNTRIES .. "
TOTAL, BRITISH EMPIRE AND FOREIGN COUNTRIES .. "	6,001	..	5,466	50,750	5,000	4,985	..	1,100	18,450	1,700
<i>Hops (b vi) (III Q)—</i>										
India—Bombay .. Lbs.	1,736	2,380	..	2,206	..	1,534	1,689	..	1,159	..
Calcutta .. "
Other British Possessions .. "	35	..	399	918	1,008	35	..	287	810	604
TOTAL, BRITISH EMPIRE .. Lbs.	1,771	2,380	399	3,214	1,008	1,570	1,689	287	1,009	664
United States of America .. Lbs.
Other Foreign Countries .. "	224	..	560	1,232	..	650	..	550	900	..
TOTAL, FOREIGN COUNTRIES Lbs.	224	..	560	1,232	..	650	..	550	900	..
TOTAL, BRITISH EMPIRE AND FOREIGN COUNTRIES .. Lbs.	1,995	2,380	959	4,446	1,008	2,220	1,689	837	2,869	664
<i>Thread sewing (b vi) (III Q)—</i>										
United Kingdom .. Lbs.	11,354	6,648	9,584	10,758	13,314	33,060	18,115	25,355	23,609	28,350
India—Bombay .. "	25,591	26,940	18,276	21,093	23,325	35,517	33,012	24,236	23,475	26,081
Other British Possessions .. "	224	616	1,008	..	462	500	700	800	..	525
TOTAL, BRITISH EMPIRE .. "	37,169	34,204	28,868	31,851	37,101	69,077	51,827	50,391	47,084	54,956
A. T. Levant & Black Sea .. "	1,000	1,025	..
Germany .. "	..	2,408	896	332	2,100
Italy .. "
Austria .. "	8,508	10,016	9,242	..	896	23,895	25,170	19,628	..	1,100
Belgium .. "	350	224	952	1,000	1,000	2,230
Other Foreign Countries .. "	448	..	1,243	702	1,064	800	..	2,145	1,125	1,200
Trieste .. "	12,380	10,640	24,660	19,298
TOTAL, FOREIGN COUNTRIES .. "	9,300	12,648	12,333	13,414	12,600	25,695	28,270	25,003	26,810	21,598
TOTAL, BRITISH EMPIRE AND FOREIGN COUNTRIES .. "	46,475	46,852	41,201	45,265	40,701	94,772	8,097	75,394	73,894	76,554
<i>Towels in the piece (b ix) (III Q)—</i>										
Bombay .. Yds.	5,983	2,292	..	3,580	21,020	4,235	2,199	..	2,200	5,832
United Kingdom .. "	406	..	750	1,475	572	356
Other British Possessions .. "	898	1,474	2,205	809	..	895
TOTAL, BRITISH EMPIRE .. "	6,881	3,766	2,205	4,389	21,426	5,130	2,949	1,475	2,772	6,188
Italy .. Lbs.	1,866	1,400
Japan .. "	23,400	14,069
Other Foreign Countries .. "	..	912	1,800	480	1,918	..	599	1,186	208	1,222
TOTAL, FOREIGN COUNTRIES .. "	23,400	912	1,800	480	3,784	14,960	599	1,186	208	2,622
TOTAL, BRITISH EMPIRE AND FOREIGN COUNTRIES .. "	30,281	4,678	4,005	4,869	25,210	20,090	3,548	2,661	2,980	8,810
<i>Other sorts of manufactures (b x) (III Q)—</i>										
Calcutta .. Lbs.	4,704	1,133
United Kingdom .. "	4,460	4,935	6,406	3,897	6,272	11,810	10,037	11,155	5,152	9,131
Egypt .. "	1,988	..	946	52,180	..	2,100
India—Bombay .. "	11,136	6,924	17,248	12,924	11,633	11,926	8,351	14,199	11,041	10,684
Straits Settlements .. "	2,028	1,310
Other British Possessions .. "	168	448	336	406	140	25	680	400	275	550
TOTAL, BRITISH EMPIRE .. "	17,752	12,317	24,931	17,027	24,777	25,950	19,068	27,854	17,368	22,808
A. T. Persian Gulf .. "	..	1,008	2,000
Trieste .. "	923	1,412	..
Arabian Gulf Ports .. "
France .. "	1,379	2,380	1,898	6,076	8,042	4,040	3,347	5,209	12,437	19,760
Germany .. "	..	2,102	2,098	2,128	4,564	..	2,680	2,752	2,490	5,823
Belgium .. "	448	1,150
Italy .. "
Holland .. "
Jeddah .. "
Austria .. "
Other Foreign Countries .. "	857	463	1,400	1,088	1,408	1,337	1,105	1,626	1,651	1,900
TOTAL, FOREIGN COUNTRIES .. "	2,236	5,962	5,844	10,216	14,104	5,377	9,132	10,737	17,090	27,483
TOTAL, BRITISH EMPIRE AND FOREIGN COUNTRIES .. "	19,988	18,279	30,775	27,242	38,881	31,327	28,200	38,591	35,358	50,291
TOTAL, COTTON GOODS, MANUFACTURED INCLUDING TWIST AND YARN .. Value	2,60,80,917	2,53,33,338	2,39,08,454	2,38,33,431	1,88,68,486
FLAX, &C.—										
<i>Flax, Twist and Yarn (a) (III U)—</i>										
Other British Possessions .. Lbs.
TOTAL .. "
<i>Bags and sacks (b i) (III U)—</i>										
Bombay .. No.
Other British Possessions .. "
TOTAL, BRITISH EMPIRE .. No.

No. 7—contd.

Total quantities and value of articles imported—contd.

Articles, and countries of consignment.	Quantities.					Value.				
	1924-25.	1925-26.	1926-27.	1927-28.	1928-29.	1924-25.	1925-26.	1926-27.	1927-28.	1928-29.
						Rs.	Rs.	Rs.	Rs.	Rs.
TEXTILE FABRICS—contd.										
FLAX, ETC.—contd.										
<i>Canvas (b 4) (III U)—</i>										
United Kingdom .. Yds.	819	1,608
India—Bombay	492	743	150	722	1,310	..
Other British Possessions	81
TOTAL, BRITISH EMPIRE	819	81	492	743	..	1,608	150	722	1,310	..
Germany	1,026	..	103	1,484	..	160	..
Other Foreign Countries
Asiatic Turkey Persian Gulf Port
TOTAL, FOREIGN COUNTRIES	1,026	..	103	1,484	..	160	..
TOTAL, BRITISH EMPIRE AND FOREIGN COUNTRIES	819	1,107	492	846	..	1,608	1,634	722	1,470	..
Piece-goods (b 4) (III U)—										
Other British Possessions	780	728
TOTAL, BRITISH EMPIRE	780	728
Other Foreign Countries .. Yds.	22	35
TOTAL, FOREIGN COUNTRIES	22	35
TOTAL, BRITISH EMPIRE AND FOREIGN COUNTRIES	802	763
Other sorts (b 5) (III U)—										
Calcutta Lbr.	8,480	10,140	12,051	21,803	672	13,382	13,777	15,403	21,092	1,210
United Kingdom	6,968	10,696	21,417	3,750	9,143	22,603
India—Bombay	1,344	1,126	392	952	1,820	150	929	697	1,150	1,912
Other British Possessions	2,240	653
TOTAL, BRITISH EMPIRE .. Lbs.	16,792	11,316	13,343	33,451	26,149	17,232	14,706	16,105	31,385	26,378
A. T. Persian Gulf	14,560	7,436
Italian East Africa
Djibouti
Mossawah
United States	1,018	924	1,792	2,352	2,488	1,319	845	550	1,200	614
Other Foreign Countries
TOTAL, FOREIGN COUNTRIES	1,018	15,484	1,792	2,352	2,488	1,319	8,281	550	1,200	614
TOTAL, BRITISH EMPIRE AND FOREIGN COUNTRIES	17,810	26,800	15,135	35,803	28,637	18,601	22,987	16,655	32,585	26,992
TOTAL, VALUE OF FLAX (INCLUDING TWIST AND YARN)	20,204	24,621	18,140	34,055	26,992
Haberdashery and Millinery (III U)—										
Anglo Egyptian Sudan .. Value	1,830	..	1,950
Egypt	8,677	10,585	9,215
United Kingdom	9,466	9,056	20,050	39,265	63,284
India—Bombay	17,945	22,613	60	300	112
Other British Possessions	369	756	..	2,230	..
Straits Settlements
TOTAL, BRITISH EMPIRE	27,780	32,245	30,617	52,380	74,561
Holland Value	1,669	..	1,820
France	3,300	1,916
Austria	2,701
Germany	8,781	3,680	7,434
Egypt	1,238	1,240	..
Italy	1,390	1,300	3,908	6,851
Other Foreign Countries	970	506	1,135	738	1,652
Belgium	1,290	1,200
United States	12,285	..
Japan	2,570	2,076
Trieste	1,070	..	6,910
TOTAL, FOREIGN COUNTRIES	4,270	9,083	14,872	25,866	27,107
TOTAL, BRITISH EMPIRE AND FOREIGN COUNTRIES	32,050	41,328	45,489	78,246	1,01,668
RAW—										
Hemp (II Q)—										
Somaliland Cwt.
Other British Possessions
TOTAL, BRITISH EMPIRE
Other Foreign Countries .. Cwt.
Arabian Gulf Ports
Japan
TOTAL, FOREIGN COUNTRIES
TOTAL, BRITISH EMPIRE AND FOREIGN COUNTRIES
Manufactures (excluding cordage) (III U)—										
United Kingdom Cwt.
Other British Possessions
TOTAL, BRITISH EMPIRE
TOTAL, BRITISH EMPIRE AND FOREIGN COUNTRIES

No. 7—contd.

Total quantities and value of articles imported—contd.

Articles, and countries of consignment.	Quantities.					Value.				
	1924-25.	1925-26.	1926-27.	1927-28.	1928-29.	1924-25.	1925-26.	1926-27.	1927-28.	1928-29.
						Rs.	Rs.	Rs.	Rs.	Rs.
TEXTILE FABRICS—contd.										
HEMP (III U)—										
<i>Bags and sacks—</i>										
Other British Possessions .. No.	12	20
TOTAL, BRITISH EMPIRE .. "	12	20
Other Foreign Countries .. "	14	14	..
TOTAL, FOREIGN COUNTRIES .. "	14	14	..
TOTAL, BRITISH EMPIRE AND FOREIGN COUNTRIES .. "	14	14	..
<i>Hemp—Other Sorts (II Q)—</i>										
Other British Possessions .. Value	79	..
TOTAL, BRITISH EMPIRE .. "	79	..
JUTE, RAW—										
<i>Jute (II N)—</i>										
Somaliand .. Tons	6	1,548
Other British Possessions .. "	4	3	4	..	3	40	884	800	..	940
TOTAL, BRITISH EMPIRE .. "	4-5	3	4	..	3	1,588	884	800	..	940
Arabian Gulf Ports .. "
Gaizan .. "	0
Hodeidah .. "	15	0	..	2	..	3,548	1,984	..	1,175	..
Mokha .. "
D'jibouti .. "
Other Foreign Countries .. "	4	1	5	2	1	545	124	1,150	641	589
TOTAL, FOREIGN COUNTRIES .. "	25-4	7	5	4	1	4,093	2,103	1,150	1,816	589
TOTAL, BRITISH EMPIRE AND FOREIGN COUNTRIES .. "	25-4	10	9	4	4	5,679	2,987	1,950	1,816	1,479
JUTE—										
<i>Gunny bags (b ii) (III E)—</i>										
Egypt .. No.	3,200	1,850
Somaliand .. "
United Kingdom .. "	..	3,500	2,100
Ceylon .. "	..	3,000	2,900	10,280	1,500	1,825	6,138	..
Zanzibar and Pemba .. "
India—Bombay .. "	4,000	15,440	3,680	2,200	14,040	1,325
India—Calcutta .. "	272,100	507,300	501,480	183,420	454,900	1,71,099	3,71,292	2,72,316	1,02,677	2,46,371
India—Karachi .. "
Suakin, etc. .. "
Other British Possessions .. "	1,685	3,980	4,400	5,774	5,840	588	1,395	1,511	1,977	2,042
TOTAL, BRITISH EMPIRE .. "	280,966	517,780	508,780	214,914	463,420	1,76,787	3,76,287	2,76,652	1,24,832	2,49,738
D'jibouti .. "	2,740	11,080	7,380	1,070	8,920	3,377
Mossawah .. "
Independent Somali Ports .. "
Lohia .. "	..	9,970	16,883	4,250	5,846
Hodeidah .. "	24,010	39,355	51,190	59,480	32,180	14,170	23,202	31,008	33,449	16,720
Mokha .. "	36,880	91,920	53,099	36,440	45,140	51,531	54,318	27,092	20,293	23,322
Arabian Gulf Ports .. "	13,820	14,640	7,245	5,560	11,740	5,306	5,058	2,543	2,343	3,649
Kamaran and Furan .. "	..	7,500	9,960	..	4,510	3,753
Italian East Africa .. "
Other Foreign Countries .. "	2,260	5,100	6,790	11,380	7,350	1,014	2,001	2,309	4,471	2,133
Gaizan .. "	10,920	3,088
Dunkali Coast .. "
United States .. "	1,000	1,000
TOTAL, FOREIGN COUNTRIES .. "	180,710	179,565	185,207	112,860	124,670	74,691	1,08,259	68,798	60,556	56,102
TOTAL, BRITISH EMPIRE AND FOREIGN COUNTRIES .. "	411,676	697,345	643,987	327,774	588,090	2,50,428	4,84,546	3,44,450	1,85,388	305,840
<i>Manufactures canvas (b ii) (III E)—</i>										
United Kingdom .. Yds.	154	290	..
Other British Possessions .. "
TOTAL, BRITISH EMPIRE .. "	154	290	..
Other Foreign Countries .. "
TOTAL, FOREIGN COUNTRIES .. "
TOTAL, BRITISH EMPIRE AND FOREIGN COUNTRIES .. "	154	290	..
<i>Gunny cloth (b ii) (III R)—</i>										
United Kingdom .. "	30,000	109,000	86,200	37,500	152,000	11,954	20,700	17,371	22,319	44,801
India—Calcutta .. "	..	8,000	..	5,000	2,050	..	1,900	..
India—Bombay .. "	2,000	..	2,000	..	1,000	250	..	550	..	300
Other British Possessions .. "
TOTAL, BRITISH EMPIRE .. "	32,000	117,000	88,200	92,500	153,000	12,804	22,750	17,921	24,219	45,101
Germany .. "
Japan .. "
United States .. "	11,250	3,000
Other Foreign Countries .. "	..	1,024	300	..	300	100
TOTAL, FOREIGN COUNTRIES .. "	11,250	1,024	300	3,000	300	100
TOTAL, BRITISH EMPIRE AND FOREIGN COUNTRIES .. "	43,250	118,024	88,200	92,500	153,300	15,804	23,050	17,921	24,219	45,201

No. 7—contd.

Total quantities and value of articles imported—contd.

Articles, and countries of consignment.	Quantities.					Value.				
	1924-25.	1925-26.	1926-27.	1927-28.	1928-29.	1924-25.	1925-26.	1926-27.	1927-28.	1928-29.
						Rs.	Rs.	Rs.	Rs.	Rs.
TEXTILE FABRICS—contd.										
<i>Rops and Twines (b to) (III R)—</i>										
United Kingdom .. Cwt.	..	55	..	57	2,828	..	1,650	..
Somaliand	3,180
India—Bombay	75	43,578	20,825	21,520
India—Calcutta	554	694	1,115	617	699	28,536	29,008	874	391	390
Other British Possessions	4	..	59	8	8	480
Egypt
TOTAL, BRITISH EMPIRE	558	824	1,174	682	707	24,016	35,006	44,447	22,866	21,910
<i>Other kinds (b to) (III R)—</i>										
D'ibouti
Hodeidah
Other Foreign Countries	3	8	6	..	4	195	155	220	..	108
TOTAL, FOREIGN COUNTRIES	3	8	6	..	4	195	155	220	..	108
TOTAL, BRITISH EMPIRE AND FOREIGN COUNTRIES	51	832	1,180	682	711	24,211	35,161	44,667	22,866	22,018
<i>Other kinds (b to) (III R)—</i>										
Other British Possessions	2	1	..	2	2	50	80	..	500	30
TOTAL, BRITISH EMPIRE	2	1	..	2	2	50	80	..	500	30
Germany
Other Foreign Countries	29	13	3	..	200	295	126	28	..
Holland
TOTAL, FOREIGN COUNTRIES	480	29	13	3	..	200	295	126	28	..
TOTAL, BRITISH EMPIRE AND FOREIGN COUNTRIES	482	30	13	5	2	250	375	126	528	30
TOTAL VALUE OF JUTE INCLUDING RAW .. Value	2,96,372	5,46,124	4,00,114	2,35,107	3,74,568
<i>Silk Raw (II O)—</i>										
Calcutta Lbs.
India—Bombay	8,460	5,834	4,444	4,438	6,008	42,047	36,096	25,980	21,710	24,270
Other British Possessions
TOTAL, BRITISH EMPIRE	8,460	5,834	4,444	4,438	6,008	42,047	36,096	25,980	21,710	24,270
D'ibouti
Japan
Italy
China	258	1,565
Hodeidah
Other Foreign Countries
TOTAL, FOREIGN COUNTRIES	258	1,565
TOTAL, BRITISH EMPIRE AND FOREIGN COUNTRIES	8,718	5,834	4,444	4,438	6,008	43,612	36,096	25,980	21,710	24,270
<i>Waste (II O)—</i>										
Japan
TOTAL, OTHER FOREIGN COUNTRIES
<i>Silk, Yarn, Noils and Wraps (a) (III S)—</i>										
Bombay	348	1,549	3,186	2,920	..	800	482	7,672
Other British Possessions	236	66
TOTAL, BRITISH EMPIRE	348	236	66	1,549	3,186	2,920	800	482	7,672	9,772
Other Foreign Countries	450	2,000
Italy
TOTAL, FOREIGN COUNTRIES	450	2,000
TOTAL, BRITISH EMPIRE AND FOREIGN COUNTRIES	348	686	66	1,549	1,186	2,920	2,800	482	7,672	9,772
<i>Silk—</i>										
<i>Goods of silks mixed with other materials (b to) (III S)—</i>										
Hongkong Yds.
United Kingdom	5,725	1,256	..	1,020	538	4,550	1,785	..	1,553	1,050
Zanzibar
India—Bombay	2,000	2,650	6,542	10,928	..	3,700	4,650	7,500	8,700
Other British Possessions	520	..	255	715	..	475
TOTAL, BRITISH EMPIRE	6,245	3,256	2,905	7,562	11,466	5,265	5,485	5,125	9,053	9,750

GENERAL IMPORTS.

No. 7—contd.

Total quantities and value of articles imported—contd.

Articles, and countries of consignment.	Quantities.					Value.				
	1924-25.	1925-26.	1926-27.	1927-28.	1928-29.	1924-25.	1925-26.	1926-27.	1927-28.	1928-29.
TEXTILE FABRICS—contd.						Rs.	Rs.	Rs.	Rs.	Rs.
RAW—										
Egypt Yds.	8,514	5,800	7,507	2,900
Tripoli	3,000	1,800	..
Belgium	560	1,908	..	2,370	2,589	..
A. Turkey L. & B. Sea	2,700	4,200	..
Trieste	1,000	1,000
Germany	4,800	588	..	1,048	540	3,100	1,800	..	1,781	1,000
United States
Italy
France	1,200	2,400
Other Foreign Countries	386	..	170	900	..	270
TOTAL, FOREIGN COUNTRIES	5,360	1,788	386	17,168	7,310	5,470	3,700	900	17,857	5,170
TOTAL, BRITISH EMPIRE AND FOREIGN COUNTRIES	11,005	4,989	3,291	24,780	18,776	10,735	9,135	6,025	26,910	14,920
Piece-goods (b 6) (III S)—										
Hongkong	18,241	7,978	..	7,270	19,141	36,010	9,334	..	11,535	23,441
Egypt, etc.	1,430	1,100	2,670	1,400
United Kingdom	4,628	2,662	2,388	600	2,021	3,445	5,780	3,600	1,500	5,999
Straits Settlements	3,400	2,735	4,950	3,640	10,541	5,900	5,350	8,100	6,370	11,400
India—Bombay	16,280	11,150	27,614	60,810	46,912	27,550	21,730	33,615	75,855	59,765
Other British Possessions
Ceylon	1,200	1,500
India—Calcutta
TOTAL, BRITISH EMPIRE	48,979	26,825	34,952	72,220	78,615	75,275	45,094	45,315	95,260	1,00,905
Trieste	2,385	3,096	2,650	4,000
Austria	901	1,650	5,800
Egypt	7,614	4,160	10,696	..
Tripoli	11,000	6,590	..
Muskat
Arabian Gulf Ports
France	450	2,277	1,645	3,771	1,658	1,000	4,600	3,390	7,914	3,115
Mossawah	14,168
Germany	2,423	7,207	25,360	8,900	8,089	8,090	13,998	24,316	0	13,995
China	18,349	14,432	9,460	18,349	30,809	40,502	21,221	39,575	24,040	42,389
Japan	19,047	20,097	..	13,470	30,535	41,898	34,114	9,870	13,641	35,182
Asiatic Turkey, Persian Levant and Black Sea	2,400	2,000	..
D'Jibouti	1,200	1,200
Other Foreign Countries	6	360	..	1,250	..	22	690	..	1,250	..
Confiah and Salif	750	750
Italy	2,000	4,000
Hodeidah	1,100	1,300	..
Belgium	980	3,000	9,100	1,510	3,800	12,500
Algeria and Tunis
TOTAL, FOREIGN COUNTRIES	42,156	47,573	50,628	73,239	89,197	94,672	79,763	77,141	100,381	1,17,681
TOTAL, BRITISH EMPIRE AND FOREIGN COUNTRIES	86,135	74,398	85,580	145,459	1,68,812	1,69,947	1,24,857	1,22,455	1,95,641	2,18,236
Thread for Sewing (b 6) (III S)—										
Egypt
United Kingdom
India—Bombay	2,853	3,807	9,076	21,702	6,601	28,900	46,980	55,800	1,11,638	30,250
Other British Possessions	61	25	..	238	25	..
TOTAL, BRITISH EMPIRE	2,914	3,807	9,076	21,727	6,601	29,138	46,980	55,800	1,11,663	30,250
Germany
Other Foreign countries	28	16	..	274	..	25	100	..	400	..
Italian E. Africa	336	1,500
TOTAL, FOREIGN COUNTRIES	28	16	..	274	336	25	100	..	400	1,500
TOTAL, BRITISH EMPIRE AND FOREIGN COUNTRIES	2,942	3,823	9,076	22,001	6,937	29,163	47,080	55,800	1,12,063	31,750
Other Sorts (b 6) (III S)—										
United Kingdom	1,039	3,305
Egypt
Hong-Kong	585	1,670
Straits Settlements
India—Bombay	568	933	1,290	3,240
Other British Possessions	20	95	254	289	136	88	475	1,800	1,030	810
TOTAL, BRITISH EMPIRE	2,212	95	234	289	1,069	6,443	475	1,800	1,030	4,050
France	420	1,188	554	1,230	3,020	1,230
Austria
China	1,183	1,848	5,212	6,360
Japan
Egypt, etc.
Hodeidah
Other Foreign Countries	580	170	640	317	420	1,800	820	1,580	1,025	1,180
Germany
Spain
TOTAL, FOREIGN COUNTRIES	1,000	1,358	640	1,500	2,822	3,080	3,840	1,580	6,237	8,770
TOTAL, BRITISH EMPIRE AND FOREIGN COUNTRIES	3,212	1,458	894	1,789	3,891	9,473	4,315	3,380	7,267	12,820
TOTAL, VALUE OF SILK (including RAW)	2,65,845	2,24,283	2,14,123	3,71,263	3,11,818

No. 7—*contd.*Total quantities and value of articles imported—*contd.*

Articles, and countries of consignment.	Quantities.					Value.				
	1924-25.	1925-26.	1926-27.	1927-28.	1928-29.	1924-25.	1925-26.	1926-27.	1927-28.	1928-29.
						Rs.	Rs.	Rs.	Rs.	Rs.
TEXTILE FABRICS—<i>contd.</i>										
WOOL—										
RAW—										
Wool (II P)—										
Other British Possessions .. Lbs.	218	270
TOTAL, BRITISH EMPIRE	218	270
Germany
Other Foreign Countries
TOTAL, FOREIGN COUNTRIES
TOTAL, BRITISH EMPIRE AND FOREIGN COUNTRIES	218	270
Wool—Yarn and knitting wool (b) (III T)—										
Bombay	74	48	128	238	16	190	72	780	460	85
Other British Possessions
TOTAL, BRITISH EMPIRE	74	48	128	238	16	190	72	780	460	85
Germany
Other Foreign Countries	318	700	..
TOTAL, FOREIGN COUNTRIES	318	700	..
TOTAL, BRITISH EMPIRE AND FOREIGN COUNTRIES	74	48	128	556	16	190	72	780	1,160	85
Blankets—										
Socotra Island	31,804	3,450
Bombay	672	1,000
United Kingdom	1,421	..	6,210	2,817	..	1,900	2,286	..
Straits Settlements	888	1,420	..	1,850	2,907	..	2,340
Other British Possessions	580	1,782	1,852	1,428	847	700	1,640	686	1,418	1,472
TOTAL, BRITISH EMPIRE	2,653	2,600	7,562	4,245	33,571	3,600	3,440	3,683	3,699	7,262
U. S. of America	4,022	4,000
Djibouti	1,8	1,680	1,904	1,000	2,654	2,010
Other Foreign Countries	586	896	1,668	3,847	2,296	456	660	800	1,815	1,000
Jeddah	224	1,000
A. Gulf Ports	8,456	1,904	..	5,586	2,230
France	5,878	3,186	2,540	3,490	..
TOTAL, FOREIGN COUNTRIES	2,676	11,032	8,948	6,783	8,222	2,456	8,850	5,350	5,305	7,230
TOTAL, BRITISH EMPIRE AND FOREIGN COUNTRIES	5,329	13,632	16,510	11,028	41,793	6,056	12,290	8,983	9,004	14,492
Brands—										
Other Foreign Countries
TOTAL, FOREIGN COUNTRIES
Carpets and Rugs (b ii) (III T)—										
Perim	1,120	3,000	..
British Somaliland
Egypt	344	6,328	2,423
United Kingdom	12,608	1,667	1,882	6,272	1,700	9,560	10,027	4,441	17,524
Straits Settlements	1,288	..	2,240	672	..	2,902	5,639	2,700	..
India—Bombay	7,392	1,708	7,192	11,164	9,908	18,160	1,300	7,770	29,570	34,305
India—Karachi
Other British Possessions	665	..	168	..	196	1,199	..	150	..	140
Socotra Islands	5,600	3,399	..
Mesopotamia	3,812	442	4,640	1,140
TOTAL, BRITISH EMPIRE	8,401	11,930	11,450	25,768	17,550	21,059	22,082	33,591	47,500	55,875
Egypt	336	3,304	3,000	8,100
Germany	1,120	1,250	3,050
Muskat	2,576	1,014	..	6,000
Italy
France	2,800	3,056	3,234	11,660	13,641	7,905	5,950	18,110	28,527	25,480
Jeddah
Gaizan
Hodeidah
Perim	1,792	..	784	448	7,644	6,000	..	2,100	2,000	..
Arabian Gulf Ports	7,784	4,592	3,208	7,728	2,170	12,420	4,355	10,640	17,605	20,750
Mossawah	7,560	7,950	5,104
Djibouti	1,232
Other Foreign Countries	324	1,460	504	280	778	..	3,400	1,848
Asiatic Turkey, Persian Gulf	9,264	1,844	2,184	540	1,360	380	750	..
Kanbis	85,875	2,700	7,700	..	1,000
Italian East Africa
TOTAL, FOREIGN COUNTRIES	23,084	14,280	14,914	28,012	28,887	63,490	23,765	33,930	57,882	65,327
TOTAL, BRITISH EMPIRE AND FOREIGN COUNTRIES	485	26,210	26,364	53,780	46,437	84,549	45,797	72,521	1,05,382	1,21,202

No. 7—contd.

Total quantities and value of articles imported—contd.

Articles, and countries of consignment.	Quantities.					Value.				
	1924-25.	1925-26.	1926-27.	1927-28.	1928-29.	1924-25.	1925-26.	1926-27.	1927-28.	1928-29.
TEXTILE FABRICS—continued.										
WOOL—continued.										
<i>Hosiery (b & c) (III T)—</i>						Rs.	Rs.	Rs.	Rs.	Rs.
Karachi Lbs.	262	1,800
Bombay	632
United Kingdom	109	1,520
Other British Possessions	268	484	141	100	861	1,080	915	733	450
TOTAL, BRITISH EMPIRE	1,000	268	834	141	100	3,181	1,080	915	783	450
Italy	3,192	12,000	..
Other Foreign Countries	12	112	168	86	..	48	700	700	430
TOTAL, FOREIGN COUNTRIES	12	112	3,360	86	..	48	700	12,700	430
TOTAL, BRITISH EMPIRE AND FOREIGN COUNTRIES	1,000	280	446	8,501	18	3,181	1,128	1,615	13,483	880
<i>Piece-goods (b & c) (III T)—</i>										
United Kingdom Yds.	4,461	6,798	6,818	10,963	8,471	11,981	24,805	22,256	27,295	28,141
India—Bombay	3,500	..	2,220	6,679	2,628	4,500	..	9,300	17,375	11,160
India—Calcutta	384	1,980	..
Other British Possessions	500	433	760	554
Ceylon
Egypt
TOTAL, BRITISH EMPIRE	8,461	7,231	9,038	17,976	11,099	17,231	25,359	31,556	46,650	39,301
Trieste	14,553	292	12,030	1,550
Italy	1,195	2,693	1,100	7,950	4,630	1,800	..
France	430	..	333	1,200	..	1,000	..	2,379
Germany	450	731	352	2,225	3,099	1,686
China	487	2,080
Other Foreign Countries	282	4,700	600	1,600	1,350	600
D'Jibouti	4,900	1,500	5,254	12,900	2,900	5,974
Egypt	2,915	5,142	..
Holland	762	2,900
TOTAL, FOREIGN COUNTRIES	5,612	3,182	8,730	19,999	2,417	15,700	12,980	13,829	23,721	9,115
TOTAL, BRITISH EMPIRE AND FOREIGN COUNTRIES	14,073	10,413	17,768	37,975	13,516	32,931	38,289	45,385	70,371	48,416
<i>Shawls (b & c) (III T)—</i>										
Egypt, etc. Nos.
United Kingdom
India—Bombay	122	710
Other British Possessions	24	480	33	30	600	270
TOTAL, BRITISH EMPIRE	24	122	..	480	33	30	710	..	600	270
Other Foreign Countries	20	150
D'Jibouti
TOTAL, FOREIGN COUNTRIES	20	150
TOTAL, BRITISH EMPIRE AND FOREIGN COUNTRIES	24	122	..	480	53	30	710	..	600	420
<i>Other sorts (b & c) (III T)—</i>										
India—Bombay Lbs.	4,067	6,450
Other British Possessions	573	225	583	932	252	736	681	202	825	900
United Kingdom	565	3,177	1,120	1,250	1,429	1,419
Straits Settlements
TOTAL, BRITISH EMPIRE	1,138	225	583	5,109	5,439	1,986	681	202	2,254	8,469
D'Jibouti
Arabian Gulf Ports
Jeddah
Mossawah
Asiatic Turkey, Persian Gulf
Italy
Other Foreign Countries	112	458	508	1,974	672	40	170	1,154	..	560
TOTAL, FOREIGN COUNTRIES	112	458	508	1,974	672	40	170	1,154	905	560
TOTAL, BRITISH EMPIRE AND FOREIGN COUNTRIES	1,250	683	1,091	7,083	6,111	2,026	851	1,356	3,159	9,029
ARTIFICIAL SILK YARN (III S)—										
Other Foreign Countries lbs.	120	300
TOTAL FOREIGN COUNTRIES	120	300
TOTAL WOOL (INCLUDING RAW) Value	1,29,233	99,137	1,30,640	2,03,059	194,524
ARTIFICIAL SILK (III S)—										
<i>Piece-goods of cotton artificial silk—</i>										
Egypt S.	8,054	5,700
Bombay	2,785	20,944	..	12,406	37,872	5,895	17,935	..	8,950	33,047
United Kingdom	1,203	..	8,054	53,408	84,288	1,400	..	16,820	27,200	48,299
Other British Possessions	4,140	..	29,427	..	2,600	900	1,350
TOTAL, BRITISH EMPIRE	8,108	20,944	37,481	65,808	124,760	8,195	17,935	22,520	36,150	82,696
Italy	3,000	158,464	405,997	2,740	72,580	1,73,015
Massawah	825	7,370	1,200	1,400	..
Other Foreign Countries	60	600	5,650	4,268	7,950	60	250	3,940	1,720	1,485
Germany	6,000	3,000
Algeria and Tunis	12,000	6,200
Tripoli	6,140	5,045
Japan	1,400	1,200
China	8,300	7,159
Holland	2,400	1,400
Belgium	5,000	2,500
Asiatic Turkey Lovont and Black Sea

No. 7—contd.

Total quantities and value of articles imported—contd.

Articles, and countries of consignment.	Quantities.					Value.				
	1924-25.	1925-26.	1926-27.	1927-28.	1928-29.	1924-25.	1925-26.	1926-27.	1927-28.	1928-29.
						Rs.	Rs.	Rs.	Rs.	Rs.
TEXTILE FABRICS—continued.										
ARTIFICIAL SILK—contd.										
Trieste Yds.	3,972	12,404	2,965	9,610
Egypt	16,759	6,100	8,150	3,300
TOTAL, FOREIGN COUNTRIES ..	60	600	8,659	184,288	481,061	60	250	26,460	86,835	2,21,942
TOTAL, BRITISH EMPIRE AND FOREIGN COUNTRIES ..	8,168	21,544	46,131	250,096	605,821	8,255	18,185	..	1,22,975	3,04,638
Manufactures other than (III S) —										
Bombay Value	1,500	..	770	..
Other British Possessions	700
United Kingdom	1,985	..
TOTAL, BRITISH EMPIRE	1,500	700	2,885	..
France	1,300	..	1,416
Italy	825	920	..	3,490
Other Foreign Countries	485	823
TOTAL, FOREIGN COUNTRIES	825	2,220	4,585	5,729
TOTAL, BRITISH EMPIRE AND FOREIGN COUNTRIES	2,325	2,990	7,470	5,729
TOTAL, TEXTILE RAW MATERIALS	88,880	68,472	48,407	94,551	58,430
TOTAL, YARN AND TEXTILES FABRICS	2,67,83,315	2,62,50,258	2,47,27,500	2,48,53,341	2,01,62,924
TOBACCO—										
Unmanufactured (I J)—										
United Kingdom Lbs.	181,712	40,144	104,720	672	5,600	50,800	45,995	68,870	1,000	10,000
Ceylon	296,296	287,913	132,396	2,55,775	1,51,227	88,400
Egypt, etc.
Zanzibar and Pemba
India—Bombay	6,639,164	5,808,740	..	7,471,968	8,923,488	20,25,666	16,10,186	..	19,98,950	24,01,495
India—Karachi	5,054,784	7,280	14,12,190	2,000	..
Other British Possessions ..	252	1,512	..	2,352	504	40	544	1,320	1,335	105
Madras	17,304	5,320	43,680	4,375	5,500	6,900	..
Southern, etc.	1,792	29,120	1,800
Somaliand
Calcutta	11,200	8,856	1,700	3,267
TOTAL, BRITISH EMPIRE ..	7,067,424	6,113,405	5,317,340	7,537,152	8,939,448	28,31,668	18,14,126	15,76,280	20,06,885	24,14,867
Belgaria	24,080	24,528	42,336	16,125	6,100	8,100
Germany
Japan	41,664	460,480	15,700	..
Trieste	52,200
Austria
United States	3,72,178
Egypt	285,712	2,321,200
Hondedah	4,592	2,400	1,375	..
Italy	8,960	14,672	3,350	5,600	..
Greece	12,432	14,896	8,400	3,584	1,84,016	8,100	6,600	9,500	2600	1,20,400
Jeddah	11,760
Mossawah
Turkey in Europe	812	3,500
German East Africa	7,952	8,000
Arabian Gulf Ports
Persia	2,286,844	981,434	..	3,393,936	2,657,984	6,45,809	5,97,275	6,42,005	11,85,702	9,23,772
Asiatic Turkey, Levant & Black Sea	3,217,264	27,776	22,848	8,500	8,460
Mokha	99,904	8,000
China	1,512	..	31,248	16,800	3,698	1,010
Other Foreign Countries ..	230	4,452	3,136	..	22,400	2,200	1,800	17,800	12,500	11,700
France	10,752	500	..	888	..	2,500
Belgium	196,800	54,656	80,480	1,16,500	21,500	45,300
TOTAL, FOREIGN COUNTRIES ..	2,301,068	2,008,734	2,504,460	3,867,920	5,909,456	6,56,409	4,08,675	8,12,966	13,87,992	15,56,115
TOTAL, BRITISH EMPIRE AND FOREIGN COUNTRIES ..	9,368,492	8,12,339	7,821,800	11,405,072	148,48,904	29,88,092	24,22,801	23,89,246	33,94,877	39,70,982
Manufactures—										
Cigar (a) (I J)—										
Madras	1,924	..	1,680	1,351	542	1,968	..	2,500	2,380	1,088
Ceylon	4,432	1,792	672	1,064	..	5,840	2,799	1,500	2,524	..
Straits Settlements	2,100	3,600
United Kingdom
India—Bombay	493	1,011	2,240	5,480
India—Calcutta	448	784	1,176	1,770	..	1,212	3,042	1,200
India—Karachi	644	1,250
India—Madras other Ports
Other British Possessions ..	728	549	476	473	280	1,649	1,798	888	840	470
TOTAL, BRITISH EMPIRE ..	7,725	4,441	3,769	4,683	4,238	11,227	8,197	7,850	9,922	8,298
Japan	1,280
Holland	914	1,050	300
Other Foreign Countries ..	700	448	392	224	80	1,145	420	800	250	..
Italy
TOTAL, FOREIGN COUNTRIES ..	700	1,362	392	224	744	1,145	1,470	800	250	1,580
TOTAL, BRITISH EMPIRE AND FOREIGN COUNTRIES ..	8,425	5,803	4,161	4,907	4,982	12,372	9,667	8,150	10,172	9,818
Cigarettes (b) (I, J)—										
Mesopotamia	1,800	1,800	..
Ceylon	1,792	616	3,835	1,500
Zanzibar	9,352	1,000	17,933	1,200
Egypt, etc.	1,008	1,120	1,980	1,600
Bombay	23,130	11,396	10,750	6,108	3,958	38,032	9,250	18,743	2,550	4,425
United Kingdom	186,380	140,061	197,633	235,385	481,017	4,06,237	4,05,363	5,65,047	4,71,356	4,97,001
Calcutta	5,436	36,744	23,120	7,650	12,500	5,362
Straits Settlements
Other British Possessions ..	224	252	680	197	1,848	450	241	1,900	408	1,680
Australia	296	1,000
Perin	1,120
Tongonyika Territory	4,928	2,200	1,350
Karachi
British East Africa	4,704	..	2,240	6,700	..	2,000
TOTAL, BRITISH EMPIRE ..	231,136	198,085	236,439	243,440	491,751	5,73,087	4,82,084	8,95,652	4,76,114	5,04,456
Trieste	20,776	1,800	..
A. T. Persian Gulf	784	1,200
Sweden	1,120	2,000
Germany	1,078	1,825
D'ibouti	2,408	1,008	..	3,780	1,000	..
Other Foreign Countries ..	714	582	6,402	..	406	561	660	4,417	..	660
Italian E. Africa	1,400	2,400
France	2,296	1,350
Mossawah	2,240	..	2,240	2,000	..	3,000
Egypt	3,42	5,376	3,375	5,708
TOTAL, FOREIGN COUNTRIES ..	4,200	3,948	8,426	25,226	9,422	5,886	4,010	7,617	6,175	11,768
TOTAL, BRITISH EMPIRE AND FOREIGN COUNTRIES ..	235,336	197,033	244,865	268,666	501,173	5,78,973	4,86,094	8,03,269	4,82,289	5,16,219

No. 7—contd.

Total quantities and value of articles imported—contd.

Articles, and countries of consignment.	Quantities.					Value.				
	1924-25.	1925-26.	1926-27.	1927-28.	1928-29.	1924-25.	1925-26.	1926-27.	1927-28.	1928-29.
TOBACCO—continued.						Rs.	Rs.	Rs.	Rs.	Rs.
<i>Tobacco for pipes and Cigarettes—</i>										
United Kingdom .. Lbs.	84,885	22,965	27,853	40,131	45,532	86,862	64,928	93,770	1,02,006	67,693
British East Africa .. "	19,600		116,128			21,185		4,400		
Other British Possessions .. "	390	1,004	866	252		800	865	1,085	225	
TOTAL, BRITISH EMPIRE .. "	84,875	24,029	44,837	40,383	45,532	1,08,857	66,793	99,205	1,03,831	67,693
Belgium .. "				11,872					7,500	
Egypt .. "				11,247					3,500	
China .. "			6,048					3,600		
United States .. "		800					1,600			
Other Foreign Countries .. "	504	224	336	224	1,316	450	100	180	250	1,030
Italy .. "				1,512					1,500	
TOTAL, FOREIGN COUNTRIES .. "	504	1,024	6,384	24,855	1,316	450	1,700	3,780	12,750	1,030
TOTAL, BRITISH EMPIRE AND FOREIGN COUNTRIES .. "	85,379	25,053	51,221	65,238	46,848	1,09,307	57,493	1,02,985	1,16,581	68,723
<i>Other Sorts (c) (I. J.)—</i>										
Karachi .. "										
Zanzibar .. "										
India—Bombay .. "				4,490					1,600	
India—Calcutta .. "	7,504	14,336		6,888	7,852	2,976	3,455		1,813	2,348
Other British Possessions .. "	512	2,016	6,562		336	800	510	1,010		50
United Kingdom .. "		19,394					24,262			
Egypt .. "		3,360					2,500			
Ceylon .. "										
TOTAL, BRITISH EMPIRE .. "	8,016	39,106	6,562	11,368	8,188	3,776	30,727	1,010	3,413	2,398
Egypt .. "				61,600					17,600	
United States of America .. "										
Jeddah .. "										
Other Foreign Countries .. "	336	168	4,816		784	200	50	900		160
TOTAL, FOREIGN COUNTRIES .. "	336	168	4,816	61,600	784	200	50	900	17,600	160
TOTAL, BRITISH EMPIRE AND FOREIGN COUNTRIES .. "	8,352	39,274	11,368	72,968	8,972	3,976	30,777	1,910	21,013	2,558
TOTAL, TOBACCO .. "	9,675,989	8,389,302	8,133,415	11,816,851	15,410,379	36,92,650	29,66,782	31,06,560	40,24,932	45,68,300
<i>TOILET REQUISITES (not specified elsewhere) (III V).</i>										
Egypt .. Value										
United Kingdom .. "						18,259	10,840	8,891	12,302	6,024
Bombay .. "						14,302	10,197	8,805	8,896	4,850
Other British Possessions .. "						534	1,527	620	640	268
TOTAL, BRITISH EMPIRE .. "						33,095	22,564	17,316	21,638	11,140
United States .. "						3,310	2,939	1,507	4,260	1,130
D'Jibouti .. "										
Germany .. "							1,943	2,695	5,563	6,008
Other Foreign Countries .. "						1,644	884	1,285	1,035	650
France .. "										
TOTAL, FOREIGN COUNTRIES .. "						4,954	5,766	5,487	10,858	7,788
TOTAL, BRITISH EMPIRE AND FOREIGN COUNTRIES .. "						38,049	28,330	22,803	32,496	18,928
<i>TOYS AND REQUISITES FOR GAMES AND SPORTS including FISHING TACKLE—</i>										
<i>Toys (a) (III V)—</i>										
Egypt .. Value										
United Kingdom .. "						2,425	11,157	6,501	12,551	8,206
Bombay .. "						4,133	2,267			
Other British Possessions .. "						225	560	973	365	385
TOTAL, BRITISH EMPIRE .. "						6,783	13,984	10,474	12,916	8,591
Japan .. "							1,330		1,361	1,278
Italy .. "										1,479
Egypt .. "						1,410	2,245	6,976	4,744	4,141
Germany .. "						935	1,025	3,410	2,324	1,000
Other Foreign Countries .. "										
TOTAL, FOREIGN COUNTRIES .. "						2,345	4,600	10,386	8,449	7,898
TOTAL, BRITISH EMPIRE AND FOREIGN COUNTRIES .. "						9,129	18,584	20,860	21,365	16,489
<i>REQUISITES FOR GAMES AND SPORTS (excluding FIRE-ARMS, ETC.) (b).</i>										
<i>Playing cards (i) (III V)—</i>										
India—Bombay .. Value										
United Kingdom .. "									1,400	1,512
Other British Possessions .. "						980	1,005	915	1,492	
TOTAL, BRITISH EMPIRE .. "						980	1,005	915	2,892	1,512
D'Jibouti .. "						1,540	4,003		2,445	4,235
Belgium .. "							1,605		1,355	1,800
Germany .. "										
United States .. "										
Italy .. "						455	860	700		75
Other Foreign Countries .. "										
TOTAL, FOREIGN COUNTRIES .. "						1,995	6,463	700	3,800	6,110
TOTAL, BRITISH EMPIRE AND FOREIGN COUNTRIES .. "						2,955	7,473	1,615	6,698	7,622
<i>Other Sorts (ii) (III V)—</i>										
Egypt .. "							2,764			
Zanzibar .. "										
United Kingdom .. "						10,955	7,168	9,028		8,605
India—Bombay .. "						1,193	1,133	1,130	616	1,195
Other British Possessions .. "						1,810		620		680
TOTAL, BRITISH EMPIRE .. "						13,488	11,067	10,778	7,095	10,680

GENERAL IMPORTS.

No. 7—contd.

Total quantities and value of articles imported—contd.

Articles, and countries of consignment.	Quantities.					Value.				
	1924-25.	1925-26.	1926-27.	1927-28.	1928-29.	1924-25. Rs.	1925-26. Rs.	1926-27. Rs.	1927-28. Rs.	1928-29. Rs.
REQUISITES FOR GAMES AND SPORTS										
<i>Other Sports (ii) III V—contd.</i>										
Austria Value	5,500
Musket	1,050	1,200
Egypt
Sweden	2,032	1,700
Norway	5,146	3,455	1,843	2,205	3,800
Germany	1,445	1,670	1,045	2,066	1,400
Other Foreign Countries	1,710
Japan
TOTAL, FOREIGN COUNTRIES	13,141	5,135	2,888	6,303	9,980
TOTAL, BRITISH EMPIRE AND FOREIGN COUNTRIES	26,629	16,202	13,666	13,308	20,660
UMBRELLAS AND UMBRELLA FITTINGS—										
<i>Umbrellas complete including parasols and Sunshades (a) (III V)—</i>										
Straits Settlements No.	440	912	1,000	1,140	1,520	..
Egypt	540	540	..	588	..	1,000	1,000
United Kingdom	1,068	2,175	1,458	2,285	1,707	1,815	4,370	1,070
India—Bombay	944	822	3	420	2,150
Other British Possessions	126	240	387	612	735	1,230
Calcutta
Suakin
TOTAL, BRITISH EMPIRE	1,070	1,602	2,435	3,699	2,049	2,705	3,217	4,690	7,120	3,230
Trieste	480	1,800	3,580	1,078	3,500	5,600
Belgium	2,288	4,150	2,945	4,810	..
Mossawah	1,970	1,350	3,872	7,545
Japan	599	2,955	..	1,190
Austria	1,440	480	1,050	..
Germany	1,310	390	1,075	1,245	775	2,651	650	1,800
Other Foreign Countries	504	406	2,868	2,892	3,745	4,075	4,035	5,250	5,250	6,085
Italy	2,486	2,034
Djibouti	576	1,000	..
Egypt
TOTAL, FOREIGN COUNTRIES	4,380	4,410	6,607	10,812	14,796	9,175	8,910	13,114	18,136	21,101
TOTAL, BRITISH EMPIRE AND FOREIGN COUNTRIES	5,450	6,012	9,042	14,511	16,845	11,880	12,177	17,804	25,258	24,336
Umbrella fittings—(III V)—										
Other British Possessions
TOTAL, BRITISH EMPIRE
VEHICLES, excluding LOCOMOTIVES, ETC., FOR RAILWAYS—										
<i>Carriages and Carts not mechanically propelled and parts thereof (excluding railway carriages, trucks, etc.)—</i>										
Egypt No.	..	10	2,700
Bombay	200	..	345	108
Other British Possessions	8	4	1	4	4	1,000	200	80	345	108
TOTAL, BRITISH EMPIRE	8	14	1	4	4	1,000	2,900	80	345	108
Other Foreign Countries	8	..	12	1	..	900	..	890	150
TOTAL, FOREIGN COUNTRIES	8	..	12	1	..	900	..	890	150
TOTAL, BRITISH EMPIRE AND FOREIGN COUNTRIES	8	17	1	16	5	1,000	3,800	80	1,235	258
Parts of Carriages and Carts (excluding rubber tyres)—										
Other British Possessions .. Value	50	1,162	849	890	505
TOTAL, BRITISH EMPIRE	50	1,162	849	890	505
Other Foreign Countries	195	705	885	1,163	100
TOTAL, FOREIGN COUNTRIES	195	705	885	1,163	100
TOTAL, BRITISH EMPIRE AND FOREIGN COUNTRIES	245	1,867	1,734	2,053	605
Perambulators and Children's Go-carts—										
United Kingdom No.	..	17	22	17	31	18	607	835	611	782
Other British Possessions
TOTAL, BRITISH EMPIRE	17	22	17	31	18	607	835	611	782	785
Other Foreign Countries	4	..	2	10	3	195	..	260	240	125
TOTAL, FOREIGN COUNTRIES	4	..	2	10	3	195	..	260	240	125
TOTAL, BRITISH EMPIRE AND FOREIGN COUNTRIES	21	22	19	41	21	802	835	871	1,022	890
Parts of Perambulators and Children's Go-carts—										
Other British Possessions .. Value	75
TOTAL, BRITISH EMPIRE	75
TOTAL, CARRIAGES AND CARTS	2,137	..	2,760	4,310	1,753

No. 7—contd.

Total quantities and value of articles imported—contd.

Articles, and countries of consignment.	Quantities.					VALUE.				
	1924-25.	1925-26.	1926-27.	1927-28.	1928-29.	1924-25.	1925-26.	1926-27.	1927-28.	1928-29.
VEHICLES excluding LOCOMOTIVES, ETC. FOR RAILWAYS—continued.										
<i>Cycles (other than Motor Cycles) and parts thereof and Accessories—</i>										
Cycles imported entire or in Section—										
United Kingdom .. No.	..	73	63	18	41	Rs.	Rs.	Rs.	Rs.	Rs.
Other British Possessions .. "	2	6	6	10	8	150	4,254	3,186	1,595	1,575
TOTAL, BRITISH EMPIRE .. "	2	79	69	28	44	150	4,254	3,186	1,595	1,575
Other Foreign Countries .. "	6	5	18	6	9	450	4,574	3,847	2,115	1,750
TOTAL, FOREIGN COUNTRIES .. "	6	5	18	6	9	450	430	1,260	240	385
TOTAL, BRITISH EMPIRE AND FOREIGN COUNTRIES.	8	84	87	34	53	600	5,004	4,907	2,355	2,135
Parts of Cycles and Accessories (excluding rubber tyres).										
United Kingdom .. Value	1,210	3,126	3,890	1,938	1,580
Other British Possessions .. "	80	..	200	..
TOTAL, BRITISH EMPIRE .. "	1,210	3,206	3,890	2,138	1,580
Trieste .. "	1,130	..
Other Foreign Countries .. "	397	150	800
TOTAL, FOREIGN COUNTRIES .. "	397	1,280	800
TOTAL, BRITISH EMPIRE AND FOREIGN COUNTRIES.	1,210	3,206	4,287	3,418	2,380
TOTAL, CYCLES, ETC. .. "	1,810	8,210	9,194	5,773	4,515
MECHANICALLY PROPELLED VEHICLES (excluding RAILWAY LOCOMOTIVES AND TRACTORS)—										
<i>Motor Cars (including Taxi Cabs)—</i>										
Straits Settlements .. No.	1	3	2,000	6,000
Ceylon .. "	2	3,250
British Somaliland .. "	..	1	..	1	2	..	2,000	44,133	1,500	2,800
United Kingdom .. "	14	17	20	40	11	24,738	55,021	9,700	92,783	28,605
Bombay .. "	2	2	4	6	5	3,000	3,300	2,300	9,000	8,800
Calcutta .. "	..	1	2	1,500	3,500
Egypt .. "	1	3,503
Anglo-Egyptian Sudan .. "	1	1	3,000	..
Gibraltar .. "	1	2,000	..
Canada .. "	14	21,000
TOTAL, BRITISH EMPIRE .. "	16	21	29	50	35	27,738	61,821	62,883	1,10,283	65,205
United States .. "	35	74	96	80	104	91,588	1,37,235	1,47,270	1,50,794	2,16,004
France .. "	1	6	12	2	2	2,000	14,200	95,375	5,000	6,500
Italy .. "	2	9	15	6	9	7,000	31,300	40,755	16,800	29,500
Arabian Gulf Ports .. "	2	2	3,800	2,500
Belgium .. "	1	9,500
Other Foreign Countries .. "	1	1	300	800
Germany .. "	2	4,000
Austria .. "	..	1	3,000
D'Jibouti .. "	..	2	3,000
Arabian Gulf Ports .. "	..	2	4	3	2,500	6,250
Mossawah .. "	3	1	6,000
Galzan .. "	6	6,000	4,350	..
Hodiedah .. "	1	1,500	1,000	..
Egypt .. "	1	2	1,500	2,500
Trieste .. "	1	4,500
TOTAL, FOREIGN COUNTRIES .. "	42	94	137	95	121	1,14,333	1,91,235	2,33,150	1,83,244	2,62,304
TOTAL, BRITISH EMPIRE AND FOREIGN COUNTRIES.	58	115	166	145	156	1,42,121	2,53,056	2,96,033	2,93,527	3,27,509
<i>Motor Cycles (including Scooters).</i>										
United Kingdom .. "	11	11	10	10	2	10,313	8,100	5,450	5,183	1,050
Other British Possessions .. "	..	1	750
Bombay .. "	2	2	4	4	3	1,600	1,800	1,900	1,585	1,300
Egypt .. "	..	3	4	1,205	3,167
Straits Settlements .. "	2	1,506
TOTAL, BRITISH EMPIRE .. "	13	17	20	14	5	11,913	11,855	12,017	6,768	2,350
Mossawah .. "	2	4,250
United States .. "
Other Foreign Countries .. "	1	200
TOTAL, FOREIGN COUNTRIES .. "	2	..	1	4,250	..	200
TOTAL, BRITISH EMPIRE AND FOREIGN COUNTRIES.	13	17	22	14	6	11,913	11,855	16,267	6,768	2,550
<i>Motor omnibuses, Motor Vans and Motor Lorries—</i>										
United Kingdom .. "	4	1	..	2	3	5,130	4,900	..	8,400	24,225
Bombay .. "	2	1	3,000	3,000
Anglo-Egyptian Sudan .. "	1	2,500	..
TOTAL, BRITISH EMPIRE .. "	6	2	..	3	3	13,130	7,900	..	10,900	24,225
Italy .. "	1	1,400	5,000	..
Hodiedah .. "	1
United States .. "	15	13	44	10	2	21,802	16,750	53,852	13,500	13,500
D'Jibouti .. "	2	9,000	..
Egypt .. "	1	1	1,500	3,300
France .. "	1	7,000
TOTAL, FOREIGN COUNTRIES .. "	15	13	45	14	4	21,802	16,750	55,252	29,000	23,800
TOTAL, BRITISH EMPIRE AND FOREIGN COUNTRIES.	21	15	45	17	7	34,932	24,650	55,252	39,900	48,115
<i>Parts of mechanically propelled Vehicles and accessories other than aircraft (excluding rubber tyres)—</i>										
Bombay .. Value	2,210	2,038	..	1,207
Egypt .. "	1,575
United Kingdom .. "	20,290	5,842	15,285	25,617	28,623
Other British Possessions .. "	1,502	985	1,535	1,152	1,162
Madras .. "	1,200
TOTAL, BRITISH EMPIRE .. "	22,992	10,612	19,759	26,769	30,990

No. 7—contd.

Total quantities and value of articles imported—contd.

Articles, and countries of consignment.	Quantities.					Value.				
	1924-25.	1925-26.	1926-27.	1927-28.	1928-29.	1924-25.	1925-26.	1926-27.	1927-28.	1928-29.
<i>Parts of mechanically propelled Vehicles and accessories other than aircraft (excluding rubber tyres)—contd.</i>						Rs.	Rs.	Rs.	Rs.	Rs.
Egypt	3,907	3,015
D'ibouti	4,707	1,465	..
Germany	40,247	72,494	31,795	1,125	..
United States	3,728	2,697	6,060	70,852	45,820
France	1,696	1,548	1,075	7,485	5,504
Other Foreign Countries	2,658	..	425	1,318
Italy	1,339	2,430	..	6,659
Austria	2,600	..
Hondurah	1,000
Trieste
TOTAL, FOREIGN COUNTRIES	45,671	80,736	46,067	91,048	65,814
TOTAL, BRITISH EMPIRE AND FOREIGN COUNTRIES.	68,663	91,348	65,826	1,17,814	96,306
TOTAL, MOTOR CARS AND MOTOR CYCLES.	2,57,629	3,80,909	4,33,378	4,63,468	5,25,895
<i>Ships—</i>										
United Kingdom	1	..	11	2,460	28,100
TOTAL BRITISH EMPIRE	1	..	11	2,460	28,100
United States	1	..	16	3,000	23,315
TOTAL FOREIGN COUNTRIES	1	..	16	3,000	23,315
TOTAL, BRITISH EMPIRE AND FOREIGN COUNTRIES.	2	..	27	5,460	51,415
<i>Ships, parts of (III N)—</i>										
Malabar Coast	5,200	3,630	..	1,600	..
Bombay	1,450
United Kingdom	16,325	1,05,411	9,559	72,806	26,163
Other British Possessions	300	899	884	350	130
Callout	7,273	19,735	8,760	..
TOTAL, BRITISH EMPIRE	23,275	1,17,213	20,578	83,516	26,263
Arabian Gulf Ports	8,160	18,080	5,670	1,400	3,600
Asiatic Turkey Persian Gulf	1,400
France	213	..	500	7,053	..
Other Foreign Countries	3,303	8,138	..	400	1,738
United States	22,060
Egypt
TOTAL, FOREIGN COUNTRIES	11,676	27,618	6,170	8,853	27,388
TOTAL, BRITISH EMPIRE AND FOREIGN COUNTRIES.	34,951	1,44,831	35,848	92,869	153,681
TOTAL, VEHICLES (excluding Locomotives, etc., for railway)	2,96,527	5,40,442	4,81,160	5,65,920	5,85,844
WAX OF ALL KINDS other than PARAFFIN WAX (including CANDLES) (II L)—										
Straits Settlements	36	3,600
Bombay	39	1,225
United Kingdom	100	71	68	71	49	6,081	2,854	2,555	2,770	2,593
Kenya Colony	33	600	..	2,400
Other British Possessions	1	..	16	50
TOTAL, BRITISH EMPIRE	101	107	123	71	82	6,131	6,454	4,880	2,700	4,993
Germany	217	19,620	21,230
Mosawah
Egypt, etc.
Mocha	119	115	146	109	108	4,070	4,530	5,881	3,069	44,002
D'ibouti	90	426	53	294	..	2,000	16,700	4,280	23,150
France	23	1,000
Other Foreign Countries	51	36	58	12	12	1,430	1,216	1,825	780	850
China	80	8,000
Conidab, etc.
TOTAL, FOREIGN COUNTRIES	387	458	710	174	487	26,120	28,976	32,356	8,109	34,602
TOTAL, BRITISH EMPIRE AND FOREIGN COUNTRIES.	488	565	833	245	519	31,251	35,430	38,786	10,809	39,595
WOOD AND TIMBER—										
<i>Timber other than Railway Sleepers—</i>										
<i>Leal and pine wood (a) (II R.)—</i>										
Straits Settlements	65	4,789
Perim
United Kingdom	76	13	23	72	19	7,794	1,855	4,159	10,086	3,200
Bombay	5	645
Other British Possessions	2	1	..	5	1	300	100	..	1,064	82
TOTAL, BRITISH EMPIRE	143	14	28	77	20	12,883	1,955	4,804	11,750	3,282

No. 7—contd.

Total quantities and value of articles imported—contd.

Articles, and countries of consignment.	Quantities.					Value.				
	1924-25.	1925-26.	1926-27.	1927-28.	1928-29.	1924-25.	1925-26.	1926-27.	1927-28.	1928-29.
WOOD AND TIMBER—contd.										
<i>Timber other than Railway Sleepers—contd.</i>										
<i>Deal and pine wood (a) (II R)—contd.</i>										
Austria Tons.	314	761	1,238	220	..	55,809	51,601	69,408	13,462	..
Italy	148	14,100	780
Other Foreign Countries	23	1
Mossawah	12	310	..	953
Trieste
United States	23	15	..	440	327	22,824	17,267
Fume	947	1,156	2,931	2,230	..	56,050	65,060
TOTAL, FOREIGN COUNTRIES ..	985	799	1,239	1,607	1,495	78,840	54,611	69,808	92,336	83,280
TOTAL, BRITISH EMPIRE AND FOREIGN COUNTRIES. ..	1,123	813	1,266	1,634	1,515	86,723	56,566	74,612	1,04,086	86,562
<i>Sarrah wood (b) (II R)—</i>										
Bombay
Other British Possessions
TOTAL, BRITISH EMPIRE
Other Foreign Countries U.Tons
TOTAL, FOREIGN COUNTRIES
TOTAL, BRITISH EMPIRE AND FOREIGN COUNTRIES.
<i>Teak wood (c) (II R)—</i>										
United Kingdom	9	..	3	1,400	..	1,399	..
Cutch, etc.
Straits Settlements	30	..	5	3,594	..	1,598
India—Bombay	38	76	28	113	25	8,630	16,218	8,022	32,216	7,003
Other British Possessions	3	13	..	200	..	30	420
Malabar Coast
TOTAL, BRITISH EMPIRE	68	88	33	116	25	12,224	17,618	9,610	33,645	7,423
Tonkin
Other Foreign Countries
TOTAL, FOREIGN COUNTRIES
TOTAL, BRITISH EMPIRE AND FOREIGN COUNTRIES. ..	68	88	33	116	25	12,224	17,618	9,610	33,645	7,423
<i>Other Timber (d) (II R)—</i>										
Calicut	54	204	142	43	..	2,865	10,345	11,913	4,900
Karachi
Somaliand	36	39	1,225	1,961
United Kingdom	35	20	13	56	..	8,072	1,954	2,545	5,101
Bangoon	9	4,240	..
Perim
Zanzibar and Pemba
Straits Settlements	1,736	1,248	1,423	2,139	1,295	1,30,783	33,464	1,42,658	3,434	87,580
India—Bombay	104	9	56	25	99	3,155	2,757	1,275	2,39,898	8,654
India—Calcutta	3	1,073
India—Malabar Coast	55	5	4,060	1,410
India—Cutch
Madras Other Ports
Other British Possessions	18	-10	23	82	13	986	8	1,097	1,556	459
Hong Kong	14	1,212
TOTAL, BRITISH EMPIRE	1,916	1,387	1,829	2,589	1,506	1,40,007	1,06,801	1,60,602	2,67,135	1,06,694
France	1,125	5,477	..
Trieste	87	38,123	..
Fume	653
Mossawah
Italy	20	70	..	42	28	1,473	4,995	..	2,692	2,330
Arabian Gulf Ports	54	57	42	102	172	3,857	4,724	3,277	9,104	9,176
United States	16	25	2,080	2,134
Independent Somali Ports	233	257	407	125	104	11,093	8,765	22,052	2,555	2,511
Austria	1,024	729	65,315	43,486
Other Foreign Countries	4	15	54	32	17	343	323	1,457	523	1,165
Jeddah
TOTAL, FOREIGN COUNTRIES ..	1,335	1,128	510	1,057	346	83,081	62,293	27,911	60,540	17,366
TOTAL, BRITISH EMPIRE AND FOREIGN COUNTRIES. ..	3,251	2,515	2,339	3,646	1,852	2,23,088	1,69,099	1,88,513	3,27,671	1,24,060
WOOD—										
<i>Pine wood (a) (II R)—</i>										
Perim	86	..	133	1,642	..	2,104
Somaliand	102	2,520	..
Other British Possessions	3	130	..	45	52	35	1,757	..	833	676
TOTAL, BRITISH EMPIRE	89	130	133	207	52	1,677	1,757	2,104	3,353	676

No. 7—contd.

Total quantities and value of articles imported—contd.

Articles, and countries of consignment.	Quantities.					Value.				
	1924-25.	1925-26.	1926-27.	1927-28.	1928-29.	1924-25.	1925-26.	1926-27.	1927-28.	1928-29.
						Rs.	Rs.	Rs.	Rs.	Rs.
WOOD—continued.										
Firewood (a) (II R.)—continued.										
Independent Somali Ports ..Tons	185	77	..	119	151	2,928	1,215	..	1,618	2,920
Mokha	273	729	388	687	1,274	4,195	10,442	5,313	11,560	17,388
Arabian Gulf Ports	2,006	2,393	3,222	3,023	1,874	29,684	34,945	40,969	43,964	26,568
Other Foreign Countries	38	63	65	63	48	794	996	925	1,246	686
TOTAL, FOREIGN COUNTRIES ..	2,502	3,262	3,675	3,892	3,347	37,601	47,598	47,207	58,304	47,512
TOTAL, BRITISH EMPIRE AND FOREIGN COUNTRIES ..	2,591	3,392	3,813	4,099	3,399	39,278	49,355	49,311	61,747	48,188
Koony (b i) (II R.)—										
Other British Possessions ..Value
TOTAL, BRITISH EMPIRE
Ornamental Wood Sandal (b ii) (II R.)—										
India—BombayTons	25	15	19	29	25	9,866	5,072	7,644	11,580	8,835
Other British Possessions
TOTAL, BRITISH EMPIRE ..	25	15	19	29	25	9,866	5,072	7,644	11,580	8,835
Other Foreign Countries ..Tons	—1	30	..
Arabian Gulf Ports	—2	65
TOTAL, FOREIGN COUNTRIES	—2	..	—1	65	..	30	..
TOTAL, BRITISH EMPIRE AND FOREIGN COUNTRIES	13—2	19	28—1	25	..	5,137	7,644	11,610	8,835
Other kinds (b iii) (II R.)—										
United KingdomValue
Somiland
Other British Possessions	790	80	565
Bombay
TOTAL, BRITISH EMPIRE	790	80	565
German East Africa
Independent Somali Ports
Other Foreign Countries
TOTAL, FOREIGN COUNTRIES
TOTAL, BRITISH EMPIRE AND FOREIGN COUNTRIES	790	80	565
Manufactures of wood, other than furniture and Cabinetwork (c) (III G)—										
SomilandValue	3,492
Egypt	2,005
United Kingdom	5,091	5,096	3,461	3,587	3,299
India—Bombay	4,635	5,172	4,983	2,025	3,279
India—Malabar Coast	2,100
Other British Possessions	528	827	397	1,193	330
TOTAL, BRITISH EMPIRE	14,359	11,095	8,841	6,805	10,400
Austria	3,863	..	1,140
France	1,395	..	1,415
Arabian Gulf Ports	1,669
Djibouti	7,820	6,801
Germany	507	3,282	3,485
Other Foreign Countries	3,549	1,006	968	2,895	1,120
TOTAL, FOREIGN COUNTRIES	18,803	10,589	7,008	2,895	3,676
TOTAL, BRITISH EMPIRE AND FOREIGN COUNTRIES	33,162	21,684	15,849	9,700	14,076
TOTAL, VALUE OF WOOD AND WOOD MANUFACTURES	4,05,131	3,18,739	3,46,104	5,48,459	2,89,144
ARTICLES IMPORTED BY POST (V)—										
British Somiland
Egypt
United Kingdom	30,634	32,755	39,375
Gibraltar	94,204	88,231	79,369	63,854	64,424
Kenya Colony
Zanzibar	1,668	1,661	1,916	2,124
Straits Settlements
Australia	4,134	3,077	4,453	4,545	3,949
India—Bombay	1,03,995	95,808	80,333	64,528	62,406
Other British Possessions	1,098	112	210	271	320
TOTAL, BRITISH EMPIRE	2,34,065	2,21,751	2,05,401	1,35,114	1,33,225
Egypt	33,385	21,663
Italy—East Africa
Austria
Italy	31,679	37,701	39,542
Spain	1,492	1,809	4,393	9,550	6,301
China
Japan	1,612	2,692	1,586	5,847	7,524
Djibouti
Mossawah
Tricete
German East Africa	34,439	35,645
Other Foreign Countries	52	12	15	209
TOTAL, FOREIGN COUNTRIES	34,783	42,254	44,532	82,236	71,342
TOTAL, BRITISH EMPIRE AND FOREIGN COUNTRIES	2,68,848	2,64,005	2,49,933	2,18,350	2,04,567

No. 7—contd.
Total quantities and value of articles imported—contd.

Articles, and countries of consignment.	Quantities.					Value.				
	1924-25.	1925-26.	1926-27.	1927-28.	1928-29.	1924-25.	1925-26.	1926-27.	1927-28.	1928-29.
All other Articles of Merchandise—										
<i>Unmanufactured (II S)—</i>										
Callout	3,048	3,350
Zanzibar	1,850	1,300
Straits Settlements	1,000	6,700	..
Egypt	24,000
United Kingdom	4,270	..	2,237
British Somaliland	6,845	2,393	1,201	2,261	7,327
Bombay—India	1,10,317	68,753	65,014	1,10,744	78,891
Ceylon	9,862	8,758	8,990	9,110	11,290
Kenya Colony	1,920	1,050
Other British Possessions	1,182	1,821	535	1,661	1,488
TOTAL, BRITISH EMPIRE	1,33,276	1,07,575	79,277	1,36,044	1,03,306
Confidah	2,207	1,395
France	1,870	..	10,530	1,892
Gaizan	1,358	..	3,226
Hodeida	2,005	1,568	..
Independent Somali Ports	3,203	1,083
Djibouti	25,917	15,718	2,882	18,357	2,035
Dunakil Ports	6,265	7,171	8,143	7,808	6,872
Mocha and Adjacent Ports	1,704	1,594	5,777	6,719	4,868
Arabian Gulf Ports	1,738	3,703	..
Mossawah
Other Foreign Countries	314	1,785	1,501	110	2,016
Kamaran	1,410	..	4,790	1,796
Lohia	2,013	5,192	1,058
TOTAL, FOREIGN COUNTRIES	42,564	30,611	23,542	61,004	21,932
TOTAL, BRITISH EMPIRE AND FOREIGN COUNTRIES	1,75,840	1,38,186	1,02,819	1,97,048	1,25,238
All other Articles—										
<i>Manufactured (III V)—</i>										
Straits Settlements	1,360
United Kingdom	4,166	3,901	11,612	15,967	6,422
British Somaliland
Perim	4,629	2,175
Egypt, etc.
Zanzibar and Pemba
Bombay—India	4,860	1,241	..	4,100	..
Calcutta—India
Malta
Gulf of Cutch
Other British Possessions	1,286	1,960	2,142	2,276	2,231
TOTAL, BRITISH EMPIRE	14,941	9,277	18,114	22,343	8,653
Lohia	1,121	2,721	1,087
Egypt	1,820	1,315	..
France	11,635	3,630	8,000
Austria	2,495	2,705	2,134	..
Italy	1,201
Independent Somali Ports
Japan
China
Mossawah	13,596	9,445
Trieste
Turkey in Asia
Konfidah	1,596	1,789	7,475	18,850	13,052
Hodeida	1,111	1,254
Dunakil Ports	34,880	31,781	24,156	39,298	25,504
Mocha and Adjacent Ports	6,231	4,707	2,360	4,360	4,678
Arabian Gulf Ports	1,450	1,151	2,823
Kamaran	9,435	5,299	19,860	19,678	12,124
Germany	3,527	3,993	2,222	2,131	3,186
Other Foreign Countries	69,124	53,694	69,349	1,06,345	74,354
TOTAL, FOREIGN COUNTRIES	84,065	62,971	84,463	1,28,668	83,007
TOTAL, BRITISH EMPIRE AND FOREIGN COUNTRIES
Grand Total, Value of Merchandise Imported (exclusive of Government Stores)—										
Tonganyika Territory	1,37,379	81,096	2,07,735	1,60,832	1,00,532
Hongkong	12,44,312	14,42,330	28,54,564	10,25,521	11,70,882
Kenya Colony	9,38,372	9,39,247	9,66,822
Egypt	2,68,380	72,731	4,18,873	14,55,412	10,44,764
Natal	1,04,99,695	1,08,49,611	79,23,756	1,01,59,263	81,58,236
United Kingdom	3,510
Bahrain Island	10,450
Callout	29,200
Canada	49,193	22,187	85,031	79,560	1,17,614
Anglo-Egyptian Sudan	5,665	835	..
Malta	32,92,001	28,26,622	31,59,042	39,64,014	45,30,747
Somaliland	1,08,811	82,080	1,20,534	1,24,314	1,13,553
Zanzibar and Pemba	7,200	1,500	625	..	2,700
Mauritius and Dependencies	35,607	23,631	22,961	32,172	17,225
Perim	1,06,360	1,09,771	1,17,896	1,31,067	1,39,304
Ceylon	7,76,244	6,19,763	6,74,992	7,30,020	5,94,811
Straits Settlements	42,318	57,508	1,33,893	3,58,564
Australia	1,71,36,348	1,25,76,899	1,17,58,188	1,35,95,779	1,39,78,019
India—Bombay	19,92,194	26,72,003	28,89,200	24,83,318	22,10,554
— Calcutta	6,76,603	14,86,683	14,14,764	25,28,566	27,30,517
— Karachi	31,433	28,068	21,670	66,997	94,555
— Madras
— Madras, Other Ports
— Malabar Coast	34,846	10,583	25	2,267	..
— Cutch	36,793	14,113	1,143	1,558
— Burmah, Other Ports	28,775	5,000
— Burmah, Rangoon	72,978	19,080	37,620	55,012
Other British Possessions	540	322	..	380	950
Gibraltar	4,256	3,606	1,744	6,110	..
Seychelles	4,500
Callout	18,292	38,571	38,846	..
Mesopotamia	1,08,56,784	1,04,96,368
British Saootra Island	3,790	9,258
TOTAL, BRITISH EMPIRE	3,73,35,419	3,40,52,389	3,27,67,604	4,76,19,723	4,59,90,969

GENERAL IMPORTS.

No. 7—contd.

Total Quantities and Value of Articles Imported—contd.

Articles, and countries of consignment.	Quantities.					Value.				
	1924-25.	1925-26.	1926-27.	1927-28.	1928-29.	1924-25.	1925-26.	1926-27.	1927-28.	1928-29.
						Rs.	Rs.	Rs.	Rs.	Rs.
Grand Total, Value of Merchandise imported (exclusive of Government Stores)—concluded.										
Bulgaria						1,020				8,100
South Africa						23,67,100	18,45,812	24,05,959	18,981	14,833
Austria						6,13,201	5,17,549	5,54,905	6,68,208	9,21,082
France						4,90,325	4,53,139	5,52,014	5,18,689	4,50,507
Germany						3,81,650	1,35,169	7,42,446	7,16,041	5,98,891
Belgium						1,21,620	48,149	1,09,711	1,02,154	1,85,069
Holland						2,500		5,070	29,174	37,620
Tripoli						3,20,137	3,80,456	3,44,204	4,39,299	4,95,337
Italy										
Spain									10,06,343	13,51,565
Egypt						2,800		3,500		
Turkey in Europe						8,930	6,700	9,850	3,950	1,21,470
Greece						6,390				
Bahrein Island									6,100	
Other Countries in Europe						3,85,395	6,69,718	3,20,869	3,57,494	4,28,305
Mossawah						2,12,225	3,45,225	4,35,594	3,34,732	3,82,273
Dunkali Coast						7,90,023	6,18,087	3,84,148	5,52,730	8,08,752
Independent Somali Ports										
Portuguese East Africa						3,22,925	2,75,116	1,32,220	86,952	1,53,908
Italian East Africa						1,358	10,755	45,224	37,486	
Tonganyika Territory						1,54,076	2,27,925	10,41,736	65,922	2,56,817
Mozambique								48,875		
Northern Africa							2,960	3,114	476	2,490
Madagascar						21,82,668	22,10,860	19,39,053	22,82,999	21,85,012
United States of America						8,240	35,573	1,09,338	86,542	91,765
Jeddah						12,494	78,591	45,047	67,866	1,26,078
Konfidah						39,790	15,125	1,325	12,900	13,197
Sweden									180	
Denmark									1,500	
Switzerland						2,42,814	1,87,356	2,73,693	52,748	2,54,289
Gaizan						38,492	1,18,612	4,87,023	97,251	20,443
Lohia						24,72,182	26,92,701	19,15,253	20,75,249	18,33,346
Hodaidah						12,966	1,57,063	1,95,222	2,81,520	3,30,329
Islands of Fusan, etc.						14,17,640	12,91,480	12,72,807	20,61,390	16,97,522
Arabian Gulf Ports										
Muskat						21,121	9,091	5,905	36,556	51,286
China						40,92,844	38,47,313	54,28,359	62,80,802	38,94,334
Japan						56,93,126	91,91,549	66,59,128	54,21,494	39,68,065
Java						9,18,471	7,03,569	5,64,548	25,44,176	31,38,953
Persia						7,450	2,610	8,966	36,518	44,970
Turkey in Asia										1,000
Mesopotamia						63,06,396	61,93,962	95,10,599		
Other Foreign Countries in Asia								1,100		
Djibouti						64,26,820	35,71,295	41,11,818	38,08,116	38,72,679
Mokha						29,16,691	19,69,234	17,06,778	20,99,637	17,30,218
Sumatra										
Other Foreign Countries						1,651	1,475			1,157
Ras-Hafoon						5,150	5,973	4,362	8,036	24,269
Norway						1,795	1,585		3,482	1,700
Portugal									87	
Asiatic Turkey, Levant and Black-Sea.						18,880	3,022	17,030	76,580	47,288
Trieste									10,46,879	8,00,778
Fuime									2,36,799	90,569
TOTAL, FOREIGN COUNTRIES						3,89,99,055	3,77,84,799	4,13,96,793	3,35,64,035	3,04,96,614
TOTAL, BRITISH EMPIRE AND FOREIGN COUNTRIES						7,63,34,474	7,18,37,188	7,41,64,487	8,11,83,758	7,04,87,583
Treasure—										
Gold—										
Egypt						1,57,500	15,000			
Straits Settlements									8,830	1,500
Australia										
Zanzibar										
United Kingdom						4,71,090	2,02,400	75,000		
Somaliland										
Perim										
Other British Possessions										780
Suakin, etc.						3,750		3,750		
India—Bombay						30,500				
TOTAL, BRITISH EMPIRE						6,62,840	2,17,400	78,750	8,830	2,280
Egypt									27,435	6,000
Madagascar										
Dunkali Ports								5,850		
Gaizan						1,77,045	32,145	67,095	91,230	4,11,390
Austria							25,000			
Mossawah							85,300			16,500
Jeddah						11,520	1,12,455	2,23,615	78,030	1,02,585
Hodaidah						16,845	2,76,165	3,42,426	2,85,720	2,64,825
Mokha						82,425	2,16,880	3,20,970	1,32,945	42,375
Arabian Gulf Ports							19,800	10,275	22,410	29,115
Lohia							3,900	36,465	3,325	
Djibouti						12,000		32,400	13,950	
Italian East Africa										
Italy										
Kamaran and Fusan							31,335		39,540	53,235
Konfidah							9,030	1,050		
Other Foreign Countries								1,350		
TOTAL, FOREIGN COUNTRIES						2,99,835	8,11,010	10,41,496	6,68,485	9,26,025
TOTAL BRITISH EMPIRE AND FOREIGN COUNTRIES						9,62,675	10,28,410	11,20,246	6,97,315	9,28,305

GENERAL IMPORTS.

SEA-BORNE TRADE.

No. 7—concl'd.

Total quantities and value of articles imported—concl'd.

Articles, and countries of consignment.	Quantities.					Value.				
	1924-25.	1925-26.	1926-27.	1927-28.	1928-29.	1924-25.	1925-26.	1926-27.	1927-28.	1928-29.
						Rs.	Rs.	Rs.	Rs.	Rs.
TREASURE—concluded.										
<i>Silver—</i>										
Egypt	6,28,653	17,30,375
Anglo E. Sudan	3,000	5,120
United Kingdom	21,280	16,562	8,020	6,318	13,500
Somaliand	3,600	19,726	1,39,020	33,392	2,53,241
Zanzibar and Pemba
Perim	3,150	4,700	23,160
India—Bombay	3,88,622	2,37,400	..	4,06,350	1,25,440
Other British Possessions	600	600	204	870	1,380
India—Madras
TOTAL, BRITISH EMPIRE	4,17,982	9,60,641	18,77,619	4,46,430	4,26,841
<i>Trieste</i>	91,61,580	14,31,040
<i>Asiatic Turkey, Levant and Black Sea</i>	10,980
Egypt	14,83,500	17,80,672
Konf dah	46,086	4,473	..	3,123
Turkey in Asia	36,460	..
D'jibouti	93,009	91,385	95,915	5,000	19,264
Muskat	4,500	..	3,67,210	..
Arabian Gulf Ports	4,76,275	7,47,993	2,89,136	3,76,830	5,01,243
Mokha	7,72,512	7,77,855	4,90,834	17,597	8,19,436
Hodeidah	4,53,770	4,31,934	2,43,159	18,205	18,560
Islands of Farsan	29,341	3,005	..	60,450
Austria	64,64,714	1,07,38,837	63,99,086	1,432	..
Massowah	1,83,915	52,065	30,048	..	68,244
Dunkali Coast	14,493	9,734	4,230
Independent Somali Ports
Italian East Africa	2,000	..	4,245
Asiatic Turkey Persian Gulf Ports	1,330	2,000	..
Madagascar	1,08,406	2,000
Jeddah	1,84,495	69,914	2,19,019	2,407	47,257
Gaizan	49,134	51,575	22,238	5,390	1,08,321
Lohia	2,000	35,011	12,209	..	2,560
Other Foreign Countries	1,200	545
Java	3,477
TOTAL, FOREIGN COUNTRIES	87,12,618	1,30,87,180	78,13,967	1,15,85,017	48,66,400
TOTAL, BRITISH EMPIRE AND FOREIGN COUNTRIES	91,30,545	1,40,47,821	96,91,586	1,20,31,447	52,93,241
Currency Notes—										
Somaliand	6,046	..	13,000	..	4,100
United Kingdom	7,000
Perim
Bombay	8,000
TOTAL, BRITISH EMPIRE	6,046	..	21,000	..	11,100
Jeddah	3,28,752	60,355	2,71,136	2,14,470	68,259
D'jibouti	7,000	1,400
Italian East Africa	3,043
Arabian Gulf Ports	2,770	18,700	..
Hodeidah	16,622	3,000
Konf dah	7,000	..	1,660	..
Massowah	5,000	..
Other Foreign Countries	800	..	250
Kamaran	9,000	16,430
TOTAL, FOREIGN COUNTRIES	3,35,752	85,377	2,80,749	2,48,830	84,939
TOTAL, BRITISH EMPIRE AND FOREIGN COUNTRIES	3,41,798	85,377	3,01,749	2,48,830	96,039
TOTAL VALUE OF PRIVATE TREASURE	1,04,35,013	1,51,61,608	1,11,13,581	1,29,77,592	68,17,585
TOTAL VALUE OF PRIVATE MERCHANDISE	7,68,84,474	7,16,37,188	7,41,64,487	8,11,83,758	7,64,87,583
GRAND TOTAL, PRIVATE MERCHANDISE AND TREASURE	8,67,69,492	8,69,98,796	8,52,78,068	9,41,61,350	8,28,05,168

GENERAL EXPORTS.

No. 8.

Total quantities and value of articles exported.

Articles, and countries of final destination.	Quantities.					Value.				
	1924-25.	1925-26.	1926-27.	1927-28.	1928-29.	1924-25.	1925-26.	1926-27.	1927-28.	1928-29.
						Rs.		Rs.	Rs.	Rs.
ANIMALS, LIVING—										
<i>Cattle (excluding Sheep and Goats)</i>										
(b) (V)—Cutch and Kathiawar Nos.				65					1,320	
Bombay	90	133				2,760	3,540	2,200		
Ceylon			33							
Egypt										
Other British Possessions ..	15	6	3	10		650	265	180	620	
Straits Settlements				162					6,480	
TOTAL, BRITISH EMPIRE	105	139	36	237	..	3,416	3,805	2,380	8,420	..
Djibouti		196					10,110			
Other Foreign Countries	3	4	16		4	100		770		160
Ras Hafun		40					2,000			
TOTAL, FOREIGN COUNTRIES ..	3	240	16	..	4	100	12,270	770	..	160
TOTAL, BRITISH EMPIRE AND FOREIGN COUNTRIES	108	379	52	237	4	3,516	16,075	3,150	8,420	160
<i>Horses (a) (IV)—</i>										
Straits Settlements				3					1,500	
India—Bombay										
Other British Possessions	9	1		1		1,141	300		400	
TOTAL, BRITISH EMPIRE	9	1	..	4	..	1,141	300	..	1,900	..
Massowah										
Arabian Gulf Ports										
Egypt, etc.										
Other Foreign Countries										
TOTAL, FOREIGN COUNTRIES
TOTAL, BRITISH EMPIRE AND FOREIGN COUNTRIES	9	1	..	4	..	1,141	300	..	1,900	..
<i>Sheep and Goat (c) (IV)—</i>										
Ceylon	420	2,412	30,374	11,678	1,182	4,802	22,960	3,00,546	1,14,080	11,490
Perim							1,187			
Egypt	7,580	15,245	19,698			91,190	1,69,258	2,26,622		
Other British Possessions	63	48	31	96	28	645	440	248	886	246
Straits Settlements			260	3,143				26,000	32,430	
Bombay				100					1,550	
TOTAL, BRITISH EMPIRE	8,063	17,813	52,703	15,017	1,210	96,637	1,93,845	5,53,416	1,48,956	11,736
Kamaran				123	145				1,399	1,765
Arabian Gulf Ports	4,990	5,241	2,390	1,480	2,254	54,826	52,713	24,344	15,061	23,530
Other Foreign Countries	47	36	37	4	9	343	309	326	39	98
Jeddah	3,233	360		176	100	34,574	4,900		2,510	1,000
Djibouti	214			159		2,112			1,580	
Egypt				7,355	1,696				96,306	20,054
TOTAL, FOREIGN COUNTRIES ..	8,484	5,637	2,427	9,297	4,204	91,855	57,922	24,670	1,18,895	46,447
TOTAL, BRITISH EMPIRE AND FOREIGN COUNTRIES	16,547	23,450	55,130	24,314	5,514	1,88,492	2,51,767	5,78,086	2,65,851	58,183
<i>Other kinds (d) (IV)—</i>										
United Kingdom		77		217			5,430		2,940	
Somaliland				4	40				1,600	4,310
Zanzibar and Pemba										
Straits Settlements		795	600					6,000		
Egypt	14					2,440	11,380			
India—Bombay	10					1,000				
Cutch										
Other British Possessions	7	75	15	16	16	40	462	940	876	535
TOTAL, BRITISH EMPIRE	31	947	615	237	56	3,480	17,272	6,940	5,416	4,945
Jeddah										
Djibouti										
Arabian Gulf Ports	47	34	32	29	30	2,760	2,650	2,080	2,220	3,745
German East Africa										
Other Foreign Countries	1	7	1	4	5	250	29	20	100	52
Egypt					107					5,460
TOTAL, FOREIGN COUNTRIES ..	48	41	33	33	142	3,010	2,679	2,100	2,320	9,267
TOTAL, BRITISH EMPIRE AND FOREIGN COUNTRIES	79	98	648	270	198	6,490	19,251	9,040	7,736	14,102
TOTAL, ANIMALS	16,743	24,818	55,830	24,825	5,618	1,99,633	2,88,093	5,90,276	2,83,907	72,445
<i>CLOTHING (including drapery, uniforms and accoutrements, but excluding hosiery and boots and shoes) (III A)—</i>										
Cape of Good Hope									1,250	
Cutch and Kathiawar									1,625	
Calcutta										1,400
Perim							9,000			
United Kingdom										
Somaliland						10,409	8,476	4,354	10,392	16,315
Zanzibar and Pemba						1,102	1,835	1,480	4,529	5,421
Straits Settlements							3,465			
Anglo-Egyptian Sudan								2,650		
India—							3,550	3,250	1,535	
Burmah Rangoon									5,650	
Bombay									2,800	2,610
Karachi						9,180	4,400	2,088		
Other British Possessions							2,100			
Kenya Colony						2,765	1,118	997	1,952	2,465
TOTAL, BRITISH EMPIRE	23,456	33,944	15,919	29,583	28,411

GENERAL EXPORTS.

SEA-BORNE TRADE.

No. 8—contd.

Total quantities and value of articles exported—contd.

Articles, and countries of final destination.	Quantity.					Value.				
	1924-25.	1925-26.	1926-27.	1927-28.	1928-29.	1924-25.	1925-26.	1926-27.	1927-28.	1928-29.
APPAREL—										
Asiatic Turkey, Levant and Black Sea Value	Rs. 1,644	Rs.	Rs. 1,000	Rs.	Rs.
China
Java	17,600
German East Africa
Independent Somali Ports
Ceylon
Italy	3,000
Massowah	1,306
Italian East Africa	2,282	..	2,812	1,885	2,925
Jeddah	1,600	..	2,050	2,272	..
Hodeidah	2,034	4,640	4,290	10,010	36,155
Arabian Gulf Ports	1,105	3,380	2,510	8,854	3,131
Djibouti and Obokh	33,363	10,412	17,200	26,738	35,135
United States of America	1,100	1,600	..
North Africa, etc.
Gaizan
Kamaran and Fursan	2,206	2,426
Other Foreign Countries	1,637	1,968	4,683	3,468	5,805
France	1,000
Germany	1,430	..
Mocha	19,195	1,220	..	2,614	1,905
TOTAL, FOREIGN COUNTRIES	62,800	24,826	37,821	58,771	89,361
TOTAL, BRITISH EMPIRE AND FOREIGN COUNTRIES	86,316	58,770	53,740	98,354	1,17,772
ARMS, AMMUNITION, AND MILITARY STORES (III. B)—										
Zanzibar
Bombay	4,360
United Kingdom	1,545	1,620	..
Somaliland	1,220	..	1,848	1,735	..
Other British Possessions	219	615	180	..	459
TOTAL, BRITISH EMPIRE	2,984	615	6,388	3,255	459
Arabian Gulf Ports	27,417	50,053	71,245	6,905	3,900
Djibouti and Obokh	6,862	2,896	..
Other Foreign Countries	147	465	200	..	1,053
Gaizan	5,000
Kamaran	49,100
TOTAL, FOREIGN COUNTRIES	27,564	50,518	1,32,407	9,801	4,953
TOTAL, BRITISH EMPIRE AND FOREIGN COUNTRIES	30,548	51,133	1,38,795	13,056	5,412
ART. WORKS OF (III. V)—										
Gibraltar
Other British Possessions	160	150	..
TOTAL, BRITISH EMPIRE	160	150	..
Djibouti
Massowah
North Africa, etc.
Other Foreign Countries	1,195	650
TOTAL, FOREIGN COUNTRIES	1,195	650
TOTAL, BRITISH EMPIRE AND FOREIGN COUNTRIES	1,355	150	650
BASKET AND BASKETWARE (III. V)—										
British Possessions
TOTAL, BRITISH EMPIRE
Other Foreign Countries
TOTAL, FOREIGN COUNTRIES
TOTAL, BRITISH EMPIRE AND FOREIGN COUNTRIES
BOOKS, PRINTED AND PRINTED MATTER (not being STATIONERY) including MAPS AND CHARTS (III. V)—										
Bombay Cwt.	21	4,830
Zanzibar
United Kingdom	22	26	1,575	3,883
Straits Settlements
Other British Possessions	12	10	21	27	25	1,196	1,287	1,556	1,672	1,325
British Somaliland	10	23	33	26	..	1,101	1,685	1,698	2,126
TOTAL, BRITISH EMPIRE	32	46	44	60	72	2,771	6,271	3,241	3,565	8,281
Asiatic Turkey, Levant and Black Sea	14	2,425
Djibouti and Obokh	10	54	70	35	62	1,070	4,030	6,845	2,765	3,563
Arabian Gulf Ports	33	41	52	69	56	2,180	2,420	2,987	4,620	2,226
Mocha, etc.	19	1,103
Hodeidah	20	55	48	50	46	1,378	3,850	3,110	2,760	4,640
Other Foreign Countries	4	16	32	31	35	270	1,389	1,260	2,211	1,567
Spain	67	5,000
TOTAL, FOREIGN COUNTRIES	100	166	269	185	199	8,426	11,695	19,202	12,856	11,996
TOTAL, BRITISH EMPIRE AND FOREIGN COUNTRIES	132	212	313	245	271	11,197	17,966	22,443	15,921	20,277
BOOTS AND SHOES (III. A)—										
Perim Pairs
British Somaliland	714	680	..	1,007	1,329	..
United Kingdom
Egypt	500	2,500
Suakin and Port Sudan	600	1,190
Other British Possessions	842	879	1,261	371	408	1,200	1,815	1,219	832	580
TOTAL, BRITISH EMPIRE	2,056	1,479	1,261	1,031	403	4,716	3,005	1,219	2,161	580

GENERAL EXPORTS.

No. 8—*contd.*Total quantities and value of articles exported—*contd.*

Articles, and countries of final destination.	Quantity.					Value.				
	1924-25.	1925-26.	1926-27.	1927-28.	1928-29.	1924-25.	1925-26.	1926-27.	1927-28.	1928-29.
						Rs.	Rs.	Rs.	Rs.	Rs.
BOOTS AND SHOES (III-A.)—<i>contd.</i>										
Kamaran and Farsan .. Pairs	694	826	1,306	2,487	2,520	3,436
Hodeidah
Arabian Gulf Ports
Gaizan
Italian East Africa
Massowah	451	1,025
D'jibouti and Obokh	3,148	1,920	2,297	3,031	3,611	7,280	3,816	5,535	7,563	9,818
Other Foreign Countries	1,102	2,572	1,697	697	939	1,408	3,901	2,148	1,516	2,347
TOTAL, FOREIGN COUNTRIES ..	4,696	4,492	4,688	4,554	5,856	9,713	7,717	10,170	11,599	15,600
TOTAL, BRITISH EMPIRE AND FOREIGN COUNTRIES	6,755	5,971	5,949	5,585	6,259	14,429	10,722	11,389	13,760	16,180
BUILDING AND ENGINEERING MATERIALS, other than OF IRON, STEEL OR WOOD—										
Bricks (a) (III-V)—										
Other British Possessions .. No.	..	500	30
TOTAL, BRITISH EMPIRE	500	30
Other Foreign Countries	350	85	..
TOTAL, FOREIGN COUNTRIES	350	85	..
TOTAL, BRITISH EMPIRE AND FOREIGN COUNTRIES	500	..	350	30	..	85	..
Chalk and Lime (b) (III-V)—										
Other British Possessions .. Cwt.	8	9	297	1,224	6	52	110	495	406	21
TOTAL, BRITISH EMPIRE	8	9	297	1,224	6	52	110	495	406	21
Other Foreign Countries	174	555	249	584	27	417	644	437	1,057	96
D'jibouti	888	1,430
TOTAL, FOREIGN COUNTRIES ..	174	555	1,137	584	27	417	644	1,867	1,057	96
TOTAL, BRITISH EMPIRE AND FOREIGN COUNTRIES	182	564	1,434	1,808	33	469	754	2,362	1,463	117
Pipes of Earthenware (c) (III-V)—										
Other Foreign Countries .. Value
TOTAL, FOREIGN COUNTRIES
TOTAL, BRITISH EMPIRE AND FOREIGN COUNTRIES
Sea (d) (III-V)—										
Other British Possessions
Perim
TOTAL, BRITISH EMPIRE
Other Foreign Countries .. Nos.	7,400	1,400	320	..
Kamaran	4,000	28,908	1,500	1,200	6,312
TOTAL, FOREIGN COUNTRIES	7,400	5,400	28,908	1,500	1,520	6,312
TOTAL, BRITISH EMPIRE AND FOREIGN COUNTRIES .. Cwt.	7,400	5,400	28,908	1,500	1,520	6,312

GENERAL EXPORTS.

No. 8—contd.
Total quantities and value of articles exported—contd.

Articles, and countries of final destination.	Quantity.					Value.				
	1924-25.	1925-26.	1926-27.	1927-28.	1928-29.	1924-25.	1925-26.	1926-27.	1927-28.	1928-29.
CHEMICALS AND CHEMICAL PREPARATIONS (excluding CHEMICAL MANURES AND MEDICINES)—contd.						Rs.	Rs.	Rs.	Rs.	Rs.
<i>Other Sorts (cii) (III-C)—</i>										
Bombay	182	1,040
Other British Possessions	7	5	..	2	120	65	67	..	10	672
TOTAL, BRITISH EMPIRE	7	5	..	2	302	65	67	..	10	1,712
Medi	2,277	1,249	1,670	2,404	3,406	10,314	6,391	8,217	11,128	17,073
Massowah
Mocha	1,766	817	1,571	987	1,043	10,590	4,413	9,006	5,108	5,278
Arabian Gulf Port
Kamran and Fusan	146	743	185	..	1,232	1,030	4,836	1,017	..	6,216
Gaizan	207	216	645	688	..	1,240	1,151	3,286	3,399
Lohia	419	1,513	2,642	1,568	972	2,467	9,860	11,980	7,560	4,730
Hodeidah	1,783	3,752	3,223	3,927	3,480	11,555	23,744	21,787	23,024	20,473
Other Foreign Countries	249	140	144	349	236	1,784	1,105	1,298	1,987	1,398
Italian East Africa	197	319	1,499	2,090
TOTAL, FOREIGN COUNTRIES ..	6,640	8,618	9,970	10,239	11,057	37,740	53,088	56,546	53,495	58,567
TOTAL, BRITISH EMPIRE AND FOREIGN COUNTRIES	6,647	8,623	9,970	10,241	11,359	37,805	53,155	56,546	53,505	60,279
<i>Soda Compounds—</i>										
<i>Rawax (di) (III-C)—</i>										
Other British Possessions
TOTAL BRITISH EMPIRE
Other Foreign Countries	7	12	32	11	10	220	328	793	354	228
TOTAL, FOREIGN COUNTRIES ..	7	12	32	11	10	220	328	793	354	228
TOTAL, BRITISH EMPIRE AND FOREIGN COUNTRIES	7	12	32	11	10	220	328	793	354	228
<i>Soda, other Sorts (di) (III-C)—</i>										
Zanzibar
Other British Possessions	9	93	8	10	8	93	579	92	115	135
Bombay	6,595	2,742	1,390	675	2,301	29,771	12,300	5,175	2,550	8,842
TOTAL, BRITISH EMPIRE	6,604	2,835	1,398	685	2,309	29,864	12,879	5,267	2,665	8,977
Arabian Gulf Ports	1,132	845	2,406	1,130	1,081	3,490	2,582	7,350	3,838	4,916
Mocha	292	1,531
Other Foreign Countries	35	71	88	78	37	721	1,092	809	835	569
TOTAL, FOREIGN COUNTRIES ..	1,167	916	2,494	1,208	3,410	4,211	3,074	8,159	4,673	7,016
TOTAL, BRITISH EMPIRE AND FOREIGN COUNTRIES	7,771	3,751	3,892	1,893	5,719	34,075	16,553	13,426	7,338	15,993
<i>Other Sorts of Chemicals (e) (III-C)—</i>										
Snakin and Port Soudan .. Value
Madras	1,000
British East Africa	2,000
Zanzibar and Pemba
Perim	3,064	1,456	1,611	1,920	1,798
Somaliland	9,592	11,651	7,729	4,415	6,925
India—Bombay
India—Calcutta
Other British Possessions	236	465	836	768	1,169
TOTAL, BRITISH EMPIRE	14,892	13,592	11,176	7,103	9,890
Massowah
Dunkali Coast	1,245	..	1,304
Independent Somali Ports	1,554	2,279	1,016	1,791	2,407
Italian East Africa	8,760	6,776	5,280	3,356	7,560
Konfidah
Gaizan
Lohia
Hodeidah	1,704	2,296	1,158	1,777	2,544
Fusan, etc.
Mokha	1,405
Arabian Gulf Ports
D'jibouti and Obokh	27,437	21,218	13,140	16,798	15,116
Japan
Turkey in Asia
Other Foreign Countries	2,640	2,518	1,444	2,118	3,296
German East Africa
Jeddah
TOTAL, FOREIGN COUNTRIES	43,340	36,492	23,342	27,299	30,923
TOTAL, BRITISH EMPIRE AND FOREIGN COUNTRIES	58,233	50,084	34,518	34,402	40,813
TOTAL VALUE OF CHEMICALS	1,30,332	1,20,120	1,05,293	95,598	1,17,313
COAL, COKE AND PATENT FUEL—										
<i>Coal (II-A)—</i>										
Perim
Zanzibar
Other British Possessions
TOTAL, BRITISH EMPIRE

GENERAL EXPORTS.

SEA-BORNE TRADE.

No. 8—contd.

Total quantities and value of articles exported—contd.

Articles, and countries of final destination.	Quantity.					Value.				
	1924-25.	1925-26.	1926-27.	1927-28.	1928-29.	1924-25.	1925-26.	1926-27.	1927-28.	1928-29.
Massowah .. Tona.
Italian East Africa	40	1,200
Kamarran and Farsan ..	50	45	1,922	1,474	..	1,868	1,944
D'jibouti	200	..	56	68	..	6,300
Independent Somali Ports	851	23,302
Other Foreign Countries	38	1,151
TOTAL, FOREIGN COUNTRIES ..	50	285	889	56	68	1,922	8,974	24,453	1,868	1,944
TOTAL, BRITISH EMPIRE AND FOREIGN COUNTRIES ..	50	285	889	56	68	..	8,974	24,453	..	1,944
Coke (II.-A)—										
Other Foreign Countries ..	1	5	1	80	365	50
TOTAL, FOREIGN COUNTRIES ..	1	5	1	80	365	50
TOTAL, BRITISH EMPIRE AND FOREIGN COUNTRIES ..	1	5	1	80	365	50
Patent Fuel (II.-A)—										
Other British Possessions
Egypt
TOTAL, BRITISH EMPIRE
Other Foreign Countries
Massowah
TOTAL, FOREIGN COUNTRIES
TOTAL, BRITISH EMPIRE AND FOREIGN COUNTRIES
TOTAL, COAL, COKE AND PATENT FUEL ..	51	290	889	56	..	2,002	9,339	24,453	1,868	..
COFFEE (I)—(I)—										
Malta .. Cwt.	..	67	26	48	12	..	6,385	2,015	3,855	1,052
(Kenya Colony)	48	20	..	81	..	3,780	1,000	..	4,267
China—Hongkong	40	66	3,500	5,620	3,200	..
Australia ..	2,827	2,575	2,681	2,251	2,367	2,35,500	2,21,065	2,20,280	1,77,305	1,93,629
Perim
United Kingdom ..	11,697	1,702	4,352	3,772	6,893	9,25,969	1,30,394	3,52,375	3,20,224	4,83,780
Somaliland
Zanzibar	22	21	15	27	..	1,687	1,995	1,250	2,045
Mauritius, etc. ..	2,838	2,399	2,267	1,895	1,769	1,56,643	1,25,860	1,01,275	78,310	62,325
Egypt ..	29,939	22,482	13,431	20,66,297	15,04,608	9,10,325
New Zealand ..	85	..	21	8,175	..	1,600
Gibraltar ..	70	..	114	90	60	6,200	14,000	8,500	6,300	2,600
Canada ..	1,161	1,271	412	125	165	97,900	1,15,700	37,200	9,899	13,350
Anglo Egyptian Sudan ..	286	490	48	473	164	21,390	30,940	2,110	29,130	7,930
Ceylon
Seychelles ..	731	856	1,126	923	1,216	35,250	39,400	49,696	34,990	44,390
Straits Settlements
India—Bombay ..	401	386	375	244	292	25,591	24,441	23,822	15,060	19,731
India—Calcutta ..	635	640	819	828	741	54,200	58,225	71,634	66,039	62,787
India—Karachi
Other British Possessions ..	32	17	41	57	44	2,042	921	2,044	1,901	2,354
Mesopotamia	29	1,900	..
Natal	62	62
Bahrain Island	15	15
Cape Town	56	56
TOTAL, BRITISH EMPIRE ..	50,702	33,169	25,820	10,778	13,954	36,35,217	22,80,806	17,91,393	7,53,354	9,09,040
Konfidah and Saliff	346	221	282	261	..	14,800	11,380	11,925	13,015
Bulgaria	22	1,800
Portugal	14	16	1,000	1,400
Norway ..	9,576	6,123	9,038	6,551	7,079	7,66,550	5,01,320	7,41,575	5,71,865	5,80,630
D'jibouti ..	46	168	427	1,274	6,070	19,370
Ras Hafson ..	25	23	51	2,064	1,580	3,108
Bahrain Island ..	810	69,720
Asiatic Turkey Persian Gulf ..	145	13,590	52,030	14,218
Mokha	248	..	18	130	..	16,590	..	1,520	6,770
Jeddah ..	3,877	745	7,284	5,193	5,785	2,58,238	52,150	4,55,227	2,82,821	3,28,681
Muskat	27	..	20	1,860	..	1,510	..
Independent Somali Ports	17	750
Trieste	1,652	1,010	1,36,166	79,400
France ..	24,832	13,941	13,604	23,970	18,998	18,52,357	10,93,203	10,69,761	18,68,666	13,83,632
Denmark ..	4,741	2,123	5,677	6,606	3,637	3,67,239	1,67,780	4,40,599	5,04,120	2,93,340
Germany ..	2,386	963	1,361	1,507	685	1,92,367	1,03,700	1,14,123	1,23,625	56,334
Belgium ..	1,234	828	2,654	3,634	1,977	98,375	71,732	2,16,656	2,96,525	1,60,782
Holland ..	735	415	794	1,874	40	52,250	35,300	61,700	1,65,430	3,100
Italy ..	6,619	2,980	1,596	1,544	593	5,08,975	1,96,823	1,32,994	1,15,056	43,460
Spain ..	9,621	4,068	4,152	3,346	3,124	7,34,617	3,09,681	3,10,000	2,58,390	2,30,870
Turkey in Europe ..	25	2,000
Tripoli	33	2,800
Russia in Europe	41	..	79	3,095	..	7,195
Greece ..	42	..	39	3,600	..	3,000
Russia ..	39	32	3,125	2,525
Egypt	9,095	7,414	5,77,588	4,41,732
Algeria and Tunis ..	60	602	292	5,700	31,945	18,166
United States of America ..	28,720	31,412	26,628	21,677	16,455	23,27,934	25,44,962	21,17,065	18,13,728	12,72,213
Arabian Gulf Ports ..	4,504	4,967	4,993	3,503	3,410	1,37,083	1,49,905	1,43,619	99,908	99,405
China ..	214	134	72	88	77	18,850	12,200	6,900	3,390	7,100
Massowah ..	2,910	1,495	229	67	628	1,86,930	1,02,595	15,545	4,400	26,385
Kamarran and Farsan, etc.	528	283	348	229	..	28,630	14,800	16,448	13,885
Austria ..	1,853	990	1,242	1,50,275	79,787	1,08,181
Mozambique	104	63	8,275	5,675
Japan ..	708	1,105	1,306	2,410	3,162	67,770	1,17,949	1,27,380	2,16,166	2,76,965
Finland ..	23	70	19	16	..	1,800	6,300	1,700	1,400	..
Phillipino Islands, etc.	42	..	37	3,125	..	3,375
Gaizan	77	114	90	6,000	7,360
Asiatic Turkey Levant and Black Sea ..	942	1,019	447	597	539	59,969	68,294	33,336	47,615	37,310
Sweden ..	3,766	1,391	2,762	2,161	1,127	2,83,815	1,19,100	2,32,485	1,94,230	93,930
North Africa etc. ..	58	..	46	4,600	..	2,730
Italian East Africa ..	1,743	2,093	2,632	2,123	940	50,207	66,658	68,088	59,086	26,435
Other Foreign Countries ..	50	12	45	47	21	1,287	794	1,480	1,929	1,039
Brazil	23	2,100
TOTAL, FOREIGN COUNTRIES ..	110,109	78,217	87,561	99,324	78,363	82,20,551	59,66,918	62,01,000	62,01,000	62,01,000

GENERAL EXPORTS.

No. 8—contd.

Total quantities and value of articles exported—contd.

Articles, and countries of final destination.	Quantity.					Value.				
	1924-25.	1925-26.	1926-27.	1927-28.	1928-29.	1924-25.	1925-26.	1926-27.	1927-28.	1928-29.
						Rs.	Rs.	Rs.	Rs.	Rs.
Com—										
Unmanufactured (II-S)—										
United Kingdom .. Tons	1,500
Egypt ..	1/20	9
Other British Possessions
TOTAL, BRITISH EMPIRE ..	2-1/20	1,509
Djibouti ..	2/20	3/20	5/20	53	150	47
Other Foreign Countries
TOTAL, FOREIGN COUNTRIES ..	2/20	3/20	5/20	53	150	47
TOTAL, BRITISH EMPIRE AND FOREIGN COUNTRIES ..	2-3/20	3/20	5/20	1,562	150	47
Manufactured (excluding rope) (III-V)										
Somaliland .. Tons
Perim ..	3/20	8/20	9/20	3/20	4	68	154	148	39	65
Other British Possessions
TOTAL, BRITISH EMPIRE ..	3/20	8/20	9/20	3/20	4	68	154	148	39	65
Massowah
Djibouti and Obokh ..	16/20	1 5/20	1	1/20	1	990	661	611	156	269
Other Foreign Countries
TOTAL, FOREIGN COUNTRIES ..	16/20	1 5/20	1	1/20	1	990	661	611	156	269
TOTAL, BRITISH EMPIRE AND FOREIGN COUNTRIES ..	19/20	1 13/20	1 9/20	1/20	1-4	1,058	815	759	195	334
Coral (II-S)—										
Other British Possessions
TOTAL, BRITISH EMPIRE
Other Foreign Countries
TOTAL, FOREIGN COUNTRIES Lbs.
TOTAL, BRITISH EMPIRE AND FOREIGN COUNTRIES
CORDAGE AND ROPE OF VEGETABLE FIBRE (excluding JUTE AND COTTON) (III-V)—										
Perim .. Cwt.	269	151	204	109	116	7,013	5,170	4,995	2,736	3,117
British Somaliland	71	2,490	2,330
Calcutta	23
Egypt ..	43	57	1,025	1,480
Bombay
Zanzibar and Pemba
Other British Possessions ..	52	31	42	64	27	1,410	933	1,159	1,589	1,200
Mesopotamia	19	1,312	..
TOTAL BRITISH EMPIRE ..	364	239	246	215	214	9,448	7,583	6,153	8,127	6,647
Kamaran	58	37	1,809	1,155
Gaizan
Massowah ..	200	183	185	3,840	3,775	2,400
Italian East Africa ..	32	55	90	1,650	2,730	3,630
Asiatic Turkey Persian Gulf
Hodeidah
Jeddah	28	1,066
Djibouti and Obokh	29	1,150
Persia	65	1,970
Asiatic Turkey—Levant and Black Sea	73	1,550
Other Foreign Countries ..	102	181	142	210	152	2,291	4,274	3,642	4,727	3,207
TOTAL, FOREIGN COUNTRIES ..	334	419	355	298	446	7,781	10,779	7,108	6,536	12,652
TOTAL, BRITISH EMPIRE AND FOREIGN COUNTRIES ..	698	658	601	493	660	17,229	18,362	13,261	14,663	19,299

GENERAL EXPORTS.

SEA-BORNE TRADE.

No. 8—contd.

Total quantities and value of articles exported—contd.

Articles, and countries of final destination.	Quantity.					Value.				
	1924-25.	1925-26.	1926-27.	1927-28.	1928-29.	1924-25.	1925-26.	1926-27.	1927-28.	1928-29.
DRUGS AND MEDICINES (excluding CHEMICALS AND NARCOTICS)— <i>continued.</i>						Rs.	Rs.	Rs.	Rs.	Rs.
Asafetida (b) (III-C)—										
United Kingdom .. Cwt.		175	10,500
Egypt	57	4,800
Other British Possessions ..	2	..	4	3	5	50	..	400	60	277
TOTAL, BRITISH EMPIRE ..	2	232	4	3	5	50	15,300	400	60	277
United States	21	1,300
Djibouti and Obokh	36	27	48	52	83	2,021	1,388	1,817	2,294	3,140
Other Foreign Countries ..	22	2	9	10	3	790	20	350	365	139
Hofeidah	16	1,285
France	1,400	..
Mossawah	22	30	..	1,185	1,305
Egypt	25	1,180	..
TOTAL, FOREIGN COUNTRIES ..	59	70½	57	104	116	2,811	3,893	2,167	5,239	5,869
TOTAL, BRITISH EMPIRE AND FOREIGN COUNTRIES ..	60	302½	61	107	121	2,861	19,193	2,567	5,299	6,146
Camphor (c) (III-C)—										
Other British Possessions .. Lbs.	1	4
TOTAL, BRITISH EMPIRE ..	1	4
Djibouti and Obokh
Other Foreign Countries ..	61	185	..	28	..	80	402	..	180	..
TOTAL, FOREIGN COUNTRIES ..	61	185	..	28	..	80	402	..	180	..
TOTAL, BRITISH EMPIRE AND FOREIGN COUNTRIES ..	62	185	..	28	..	84	402	..	180	..
Galangal (c) (III-C)—										
Bombay Cwt.
Egypt
Perim
Other British Possessions ..	2	33	52	32	400	440
TOTAL, BRITISH EMPIRE ..	2	33	52	32	400	440
Dunkali Coast
Djibouti and Obokh
Hofeidah	130	149	..	78	..	3,137	7,859	..	1,393	..
Mokha	1,329	1,444	476	266	116	28,843	27,607	7,285	4,928	2,569
Gazian
Other Foreign Countries ..	28	30	78	11	18	1,153	755	1,163	148	415
TOTAL, FOREIGN COUNTRIES ..	1,487	1,893	554	355	134	31,133	36,121	8,448	6,469	2,984
TOTAL, BRITISH EMPIRE AND FOREIGN COUNTRIES ..	1,489	1,922	554	355	186	31,165	36,521	8,448	6,469	3,424
Quinine Salt (III-C)—										
Other Sorts—										
Other British Possessions .. Lbs.
TOTAL, BRITISH EMPIRE
Other Foreign Countries
TOTAL, FOREIGN COUNTRIES
TOTAL, BRITISH EMPIRE AND FOREIGN COUNTRIES
Senna (g) (III-C)—										
Bombay
Egypt
United Kingdom
Other British Possessions ..	38	53	4	400	975	20
Hongkong	193	1,784
TOTAL, BRITISH EMPIRE ..	231	53	4	2,184	975	20
Asiatic Turkey—Persian Gulf Cwt.
Muscat
France	149	124	3,200	1,800
Italy
United States of America
Other Foreign Countries ..	114	..	40	9	6	1,165	..	900	120	75
TOTAL, FOREIGN COUNTRIES ..	263	124	40	9	6	4,365	1,800	900	120	75
TOTAL, BRITISH EMPIRE AND FOREIGN COUNTRIES ..	494	124	40	62	10	6,549	1,800	900	1,095	95
Other sorts of drugs and medicines (h) (III-C)—										
Suakin and Port Sudan .. Value
Egypt	1,800
United Kingdom	2,000	3,200	1,200
Somaliland	1,515	2,771	1,866	4,301	2,487
Zanzibar and Pemba
Straits Settlements	1,000	1,000	5,240	1,720	1,735
Anglo Egyptian Sudan
Kenya Colony	1,005	..
India—Bombay	13,497	5,720	10,810	3,140	7,148
India—Calcutta	1,200	2,198
Other British Possessions	1,840	638	..	1,769	1,542
TOTAL, BRITISH EMPIRE	19,99	15,629	20,114	11,935	14,112

No. 8—contd.

Total quantities and value of articles exported—contd.

Articles, and countries of final destination.	Quantities.					Value.				
	1924-25.	1925-26.	1926-27.	1927-28.	1928-29.	1924-25.	1925-26.	1926-27.	1927-28.	1928-29.
DRUGS AND MEDICINES (excluding CHEMICALS AND NARCOTICS)—continued.						Rs.	Rs.	Rs.	Rs.	Rs.
<i>Other sorts of Drugs and Medicines (h) (III-C)—continued.</i>										
United States Value	3,740	1,820	1,761	5,045	3,800
Germany	1,843	1,288	..	1,050	2,342
Mossawah	1,480	3,198
Egypt
Dunkali Coast
Italian East Africa	1,580	1,032
Jeddah	2,144	1,026	..	2,667
Coofidah	6,808	10,478	14,167	10,508	14,079
Hodeidah	5,873	4,203	4,993	5,362	5,435
Arabian Gulf Ports	1,785	2,113
Mokha	1,752	1,202	1,474	2,587
Kamaran and Fursan	1,190
Java	14,000
France
Italy
Medi	1,370	1,610
Independent Somali Ports	15,664	7,494	13,587	15,098	17,461
D'jibouti and Obokh
Gaizan	2,485	2,431	3,294	2,710	1,915
Other Foreign Countries
TOTAL, FOREIGN COUNTRIES	37,788	31,550	56,220	46,087	58,219
TOTAL, BRITISH EMPIRE AND FOREIGN COUNTRIES	57,740	47,170	75,334	58,022	72,331
TOTAL, DRUGS AND MEDICINES (excluding CHEMICALS AND NARCOTICS)	98,390	1,05,096	87,249	71,065	81,996
DYEING AND TANNING SUBSTANCES—										
<i>Barks for Tanning (a) (III-E)—</i>										
Other British Possessions .. Cwt.	..	49	800
TOTAL, BRITISH EMPIRE	49	800
<i>Indigo (b) (III-E)—</i>										
United Kingdom
Egypt
Perim
Other British Possessions	1	..	4	5	6	100	..	684	450	565
India—Bombay	30	5,113	..
TOTAL, BRITISH EMPIRE	1	..	4	35	6	100	..	684	5,563	565
Arabian Gulf Ports	18	17	75	70	50	3,970	3,500	10,178	7,910	6,092
Mokha	1,297	1,178	1,068	1,346	925	2,46,870	2,48,118	1,76,530	1,91,675	1,30,084
Medi	6	31	3	1,650	9,400	1,000
Hodeidah	24	102	211	158	141	6,200	22,320	35,990	24,045	20,010
Gaizan	14	..	11	2,685	..	1,100
Fursan, etc.	14	15	25	8	..	3,090	3,900	4,200	1,200
Other Foreign Countries	11	7	17	11	..	1,750	1,342	1,562	1,300
Coofidah	11	1,400
D'jibouti	8	1,010
TOTAL, FOREIGN COUNTRIES	1,353	1,353	1,383	1,616	1,157	2,59,700	2,88,178	2,31,425	2,29,392	1,61,186
TOTAL, BRITISH EMPIRE AND FOREIGN COUNTRIES	1,854	1,353	1,387	1,651	1,163	2,59,800	2,88,178	2,32,109	2,34,955	1,61,751
<i>Myrobalsams (c) (III-E)—</i>										
Other British Possessions	17	325
Other Foreign Countries	2	2	..	5	..	35	128	..	60
TOTAL, FOREIGN COUNTRIES	2	2	..	5	..	35	128	..	60
TOTAL, BRITISH EMPIRE AND FOREIGN COUNTRIES	19	2	..	5	..	360	125	..	60
<i>Safflower (d) (III-F)—</i>										
India—Bombay	209	134	64	66	..	34,500	26,560	12,695	11,000	..
India—Karachi	18	1,000
Bahrein Island
Other British Possessions	2	130
Egypt	1	30
Anglo Egyptian Sudan	5	1,260	..
TOTAL, BRITISH EMPIRE	210	134	82	71	2	34,530	26,560	13,695	12,200	130
Hodeidah
Arabian Gulf Ports	76	137	113	194	221	15,523	19,325	15,136	20,664	19,141
Muskat	226	143	120	113	235	23,740	20,550	16,750	13,825	30,750
Perma
Asiatic Turkey—Persian Gulf
D'jibouti	9	1,200
Jeddah	11	1,550	..
Other Foreign Countries	1	5	6	2	5	150	530	675	182	425
TOTAL, FOREIGN COUNTRIES	303	285	239	320	470	30,413	40,405	32,561	36,221	51,516
TOTAL, BRITISH EMPIRE AND FOREIGN COUNTRIES	513	419	321	391	472	72,943	66,965	46,256	48,421	51,645
<i>Turmeric (e) (III-E)—</i>										
Egypt
British Somaliland
India—Bombay
Other British Possessions	30	36	28	54	50	1,275	769	536	789	940
TOTAL, BRITISH EMPIRE	30	36	28	54	50	1,275	769	536	788	940

GENERAL EXPORTS.

307
SEA-BORNE TRADE.No. 8—*contd.*
Total quantities and value of articles exported—*contd.*

Articles, and countries of final destination.	Quantities.					Value.				
	1924-25.	1925-26.	1926-27.	1927-28.	1928-29.	1924-25.	1925-26.	1926-27.	1927-28.	1928-29.
DYEING AND TANNING SUBSTANCES—<i>continued.</i>										
<i>Turmeric (e) (III-F)—</i>										
Italian East Africa .. Cwt.	47	83	1,862	2,795
Konfidah	32	1,120
Lohia	69	150	86	1,388	3,240	1,680	..
Hodeidah	751	1,558	1,320	1,351	1,366	36,680	40,007	27,459	25,101	29,096
Kamaran	72	1,451
Medi	517	234	48	128	135	17,282	7,450	1,020	2,665	2,774
Mokha	203	191	145	112	310	6,700	5,354	3,712	2,226	6,629
Arabian Gulf Ports	447	378	345	232	358	16,593	9,421	6,995	4,528	7,320
Jeddah	47	1,000
D'jibouti and Obokh	130	138	120	96	214	5,371	3,188	2,448	1,897	4,748
Gaizan
Massowah	39	77	63	1,579	1,835	1,238
Other Foreign Countries	121	64	99	175	199	3,623	1,236	2,159	3,123	4,399
TOTAL, FOREIGN COUNTRIES	2,255	2,824	2,337	2,180	2,654	89,890	73,594	49,271	41,238	56,417
TOTAL, BRITISH EMPIRE AND FOREIGN COUNTRIES	2,285	2,860	2,365	2,234	2,704	91,165	74,863	49,807	42,026	57,357
<i>Other sorts (including lac-dye) (f) (III-F)—</i>										
United Kingdom .. Cwt.	17	5,775	..	2,000
India—Bombay	48
Egypt	45	1,500
Other British Possessions	13	40	16	51	21	367	511	628	1,214	622
TOTAL, BRITISH EMPIRE	58	40	64	51	38	1,867	511	6,403	1,214	2,622
Arabian Gulf Ports	38	40	30	62	59	2,776	2,659	1,861	5,305	5,170
Italy	35	1,111	..
France	38	1,200
Medi	20	12	..	16	..	2,400	1,250	..	1,600
Asiatic Turkey, Levant and Black Sea	188	7,600
Hodeidah	179	70	222	134	188	18,550	6,905	26,578	15,876	22,240
Konfidah, etc.	18	12	..	1,295	1,120
D'jibouti and Obokh	44	24	..	1,159	1,284	..
Gaizan	20	43	111	1,775	4,410	10,540
Mokha	193	100	292	221	129	33,693	13,353	33,130	22,718	13,743
Other Foreign Countries	43	51	68	48	34	2,150	2,138	2,760	2,655	2,341
Java
Kamaran	7	23	..	13	36	1,200	2,650	..	1,255	3,940
Turkey in Europe	120	1,750	..
TOTAL, FOREIGN COUNTRIES	730	322	644	700	585	68,338	31,400	67,354	56,364	60,694
TOTAL, BRITISH EMPIRE AND FOREIGN COUNTRIES	788	362	708	751	623	70,205	31,911	73,767	57,578	63,316
TOTAL, DYEING AND TANNING SUBSTANCES	4,040	5,062	4,783	5,027	4,967	4,95,113	4,62,577	4,02,064	3,82,980	3,34,130
EARTHENWARE AND PORCELAIN (excluding PIPES OF EARTHENWARE) (III-H)—										
Egypt
Somaliland
Zanzibar and Pemba	4,846	4,521	7,075	7,577	4,866
Perim
Suakin and Port Sudan
Other British Possessions	1,723	1,546	1,374	2,681	1,747
Bombay	1,835
TOTAL, BRITISH EMPIRE	6,569	6,067	8,449	10,258	8,448
Kamaran	2,238	3,435	3,179	1,710
Medi	4,340	3,560	2,300	2,860	..
Massowah	1,146
Italian East Africa	3,637	4,543	4,487	4,523	3,109
Konfidah	5,328	1,510	3,395	1,837
Hodeidah	13,563	13,792	10,516	19,103	9,824
Mokha	7,269	3,189	2,637	4,450	1,894
Arabian Gulf Ports	11,171	5,705	5,463	10,703	6,365
D'jibouti and Obokh	68,462	31,343	17,177	46,979	29,111
France
Jeddah	1,060	1,783	1,600
Germany
Turkey in Asia
Assab	1,457	..
Gaizan	2,315	1,785	1,382	2,340	1,230
Other Foreign Countries	3,629	2,985	2,308	2,735	1,582
TOTAL, FOREIGN COUNTRIES	1,15,446	74,468	51,215	1,03,507	59,408
TOTAL, BRITISH EMPIRE AND FOREIGN COUNTRIES	1,22,015	80,535	59,664	1,13,765	67,856
FEATHERS (II-S)—										
United Kingdom .. Lbs.
Perim
Other British Possessions	46	163	..	6	1	420	870	..	180	80
Egypt
Zanzibar, etc.
TOTAL, BRITISH EMPIRE	46	163	..	6	1	420	870	..	180	80
D'jibouti and Obokh	1,000
France	5
Massowah
North Africa, etc.
Other Foreign Countries	56	80
TOTAL, FOREIGN COUNTRIES	61	1,080
TOTAL, BRITISH EMPIRE AND FOREIGN COUNTRIES	46	224	..	6	1	420	1,950	..	180	80

No. 8—contd.

Total quantities and value of articles exported—contd.

Articles, and countries of final destination.	Quantities.					Value.				
	1924-25.	1925-26.	1926-27.	1927-28.	1928-29.	1924-25.	1925-26.	1926-27.	1927-28.	1928-29.
FIREWORKS (III V)—						Rs.	Rs.	Rs.	Rs.	Rs.
Other British Possessions .. Value
TOTAL, BRITISH EMPIRE .. "
Arabian Gulf Ports .. "
Other Foreign Countries .. "
TOTAL, FOREIGN COUNTRIES .. "
TOTAL, BRITISH EMPIRE AND FOREIGN COUNTRIES .. "
FISH (excluding CANNED FISH)—										
<i>Fish, dry, unsalted (I-A)—</i>										
Kenya Colony .. Cwt.	88	1,900	..	1,030	..
Calcutta .. "	..	116
Hong Kong .. "	1,633	224	215	243	226	20,735	10,505	3,221	3,530	3,360
Madras .. "	328	75	3,350	1,450	..
Mauritius and Dependencies .. "	302	..	412	5,050	..	6,600
Egypt .. "	280	206	399	5,155	4,205	8,820
Tanganyika Territory .. "	115	1,300
Zanzibar .. "	4,560	5,053	3,319	6,493	7,093	45,089	59,960	37,885	84,431	76,144
Straits Settlements .. "	201	1,787	341	3,609	985	9,439	13,963	3,910	43,121	10,477
Ceylon .. "	4,778	6,452	3,857	3,980	1,276	82,528	74,727	62,720	67,200	18,436
Bombay .. "	616	2,652	1,479	1,466	..	6,725	23,735	17,060	20,400	..
Other British Possessions .. "	165	2	..	2	72	1,450	20	..	25	738
TOTAL, BRITISH EMPIRE .. "	12,535	16,392	10,850	15,946	9,767	1,76,171	1,89,015	1,43,566	2,21,247	1,10,452
Egypt .. "	186	237	2,680	4,530
Reunion .. "	75	1,300
Djibouti and Obokh .. "	2,868
Arabian Gulf Ports .. "	..	242	..	667	377	..	2,213	1,537	7,479	4,726
Other Foreign Countries .. "	168	48	323	114	25	1,745	336	..	1,445	280
China .. "	75	1,220
Java .. "	103	1,000
Guison .. "	50
Tanganyika Territory .. "	349	9,255	..
TOTAL, FOREIGN COUNTRIES .. "	243	290	476	1,316	714	3,045	2,549	5,405	20,859	10,758
TOTAL, BRITISH EMPIRE AND FOREIGN COUNTRIES .. "	12,778	16,682	10,826	17,262	10,481	1,79,216	1,91,564	1,48,971	2,42,106	1,21,208
<i>Fish, dry, salted (I-A)—</i>										
Somaland .. "
Zanzibar .. "	600	253	80	5,400	5,070	1,000
Straits Settlements .. "
Ceylon .. "	1,594	1,241	3,142	1,419	254	22,875	16,807	50,460	19,240	4,125
Mauritius, &c. .. "	440	187	5,900	1,600
India—Bombay .. "	61	..	76	581	162	4,600	..	1,400	9,000	2,300
Other British Possessions .. "	40	7	24	..	33	840	195	350	..	400
Egypt .. "	331	110	160	5,815	2,950	3,795
TOTAL, BRITISH EMPIRE .. "	3,066	1,798	3,402	2,000	529	45,430	26,622	56,005	28,240	7,825
China .. "
Egypt .. "	291	5,285	..
Jeddah .. "	129	2,015	..
Djibouti and Obokh .. "	..	75	..	240	1,000	..	1,600	..
Other Foreign Countries .. "	64	5	8	..	35	859	80	170	..	511
TOTAL, FOREIGN COUNTRIES .. "	64	80	8	660	35	859	1,080	170	8,900	511
TOTAL, BRITISH EMPIRE AND FOREIGN COUNTRIES .. "	3,130	1,878	3,410	2,660	564	46,289	27,702	56,175	37,140	8,336
<i>Fishmaws and Shark fins (I-A)—</i>										
Mauritius .. "
Straits Settlements .. "	585	996	1,239	747	550	98,927	1,12,440	1,34,100	84,270	78,240
Zanzibar .. "	1,124	2,610	2,027	308	70	8,930	31,899	34,080	6,380	1,100
Ceylon .. "	52	..	25	1,564	..	1,300
India—Bombay .. "
Other British Possessions .. "	8	34	..	14	28	328	580	..	200	500
China Hong Kong .. "	831	291	363	339	517	1,84,602	79,338	48,705	52,876	84,410
TOTAL, BRITISH EMPIRE .. "	2,600	3,831	3,654	1,408	1,165	2,94,349	2,24,237	2,18,185	1,43,726	1,64,250
Arabian Gulf Ports .. "
China .. "	135	82	56	160	334	33,850	18,789	19,312	45,580	75,125
Tonkin .. "
Other Foreign Countries .. "	28	10	10	3	51	100	700	200	80	1,759
Djibouti .. "
Saigon, &c. .. "
Germany .. "	26	5,800
TOTAL, FOREIGN COUNTRIES .. "	189	..	66	163	385	39,750	19,489	19,512	45,660	76,875
TOTAL, BRITISH EMPIRE AND FOREIGN COUNTRIES .. "	2,789	3,923	3,720	1,571	1,550	3,34,099	2,43,726	2,37,697	1,89,386	2,41,125
TOTAL FISH (excluding CANNED FISH) .. "	18,697	22,483	17,956	21,493	12,595	5,59,604	4,62,992	4,42,343	4,68,632	3,70,669

No. 8—contd.

Total quantities and value of articles exported—contd.

Articles, and countries of final destination.	Quantities.					Value.				
	1924-25.	1925-26.	1926-27.	1927-28.	1928-29.	1924-25.	1925-26.	1926-27.	1927-28.	1928-29.
FODDER, BRAN AND POLLARDS (EXCLUDING OIL-CAKE)—						Rs.	Rs.	Rs.	Rs.	Rs.
<i>Bran and pollard (a) (II-O)—</i>										
Somaliland Tons	169	..	124	134	180	16,936	..	13,419	13,309	21,538
Perim "
Other British Possessions .. "	12	5	3	4	7	343	703	306	483	818
TOTAL, BRITISH EMPIRE .. "	181	5	127	138	187	17,279	703	13,886	13,792	22,356
Djibouti and Obokh .. "
Other Foreign Countries .. "	..	3	1	1	3-4	..	500	169	277	824
TOTAL FOREIGN COUNTRIES .. "	..	3	1	1	3-4	..	500	169	207	324
TOTAL, BRITISH EMPIRE AND FOREIGN COUNTRIES .. "	181	8	128	139	190-4	17,279	1,203	14,055	13,999	22,680
<i>Other Sorts (II-B) —</i>										
Somaliland "	31	1,140	..
Straits Settlements .. "	19	33	1,038	2,110	..
Other British Possessions .. "	17	22	10	7	21	1,291	1,280	813	535	1,268
Egypt "	..	51	112	2,948	6,962
Ceylon "	70	30	3,558	2,513	..
TOTAL, BRITISH EMPIRE .. "	17	73	211	110	21	1,291	4,228	12,371	6,298	1,263
Egypt "	61	15	3,131	1,086
Djibouti and Obokh .. "	72	162	115	87	48	4,195	9,760	5,705	4,583	2,849
Other Foreign Countries .. "	14	15	4	9	28-4	923	1,440	332	689	1,721
TOTAL, FOREIGN COUNTRIES .. "	86	177	119	167	89-4	5,118	11,200	6,037	8,383	5,656
TOTAL, BRITISH EMPIRE AND FOREIGN COUNTRIES .. "	103	250	330	267	110-4	6,409	15,428	18,408	14,681	6,919
TOTAL, FODDER, BRAN AND POLLARDS (excluding OIL- CAKES) "	284	258	458	406	300-8	23,688	16,631	32,463	28,680	29,599
FRUITS AND VEGETABLES—										
FRESH FRUITS AND VEGETABLES—										
<i>Fresh Fruits—</i>										
<i>Coconuts (a-i) (I-B)—</i>										
Other British Possessions Nos.	100	404	6	27
TOTAL, BRITISH EMPIRE .. "	100	404	6	27
Hodeidah "
Jeddah "
Other Foreign Countries .. "	4,362	4,565	2,273	2,830	2,946	678	487	240	284	240
TOTAL, FOREIGN COUNTRIES .. "	4,362	4,565	2,273	2,830	2,946	678	487	240	284	240
TOTAL, BRITISH EMPIRE AND FOREIGN COUNTRIES .. "	4,362	4,565	2,273	2,930	3,350	678	487	240	290	267
<i>Others (a-i) (I-B)—</i>										
Perim Value	1,286	2,137
Somaliland "	247	888
Other British Possessions .. "	843	253	1,164
TOTAL, BRITISH EMPIRE .. "	843	253	1,164	1,533	3,025
Djibouti and Obokh .. "	4,108	3,753
Hodeidah "
Mossawah "
Other Foreign Countries .. "	516	493	1,749	1,825	2,145
TOTAL, FOREIGN COUNTRIES .. "	516	493	1,749	5,933	5,898
TOTAL, BRITISH EMPIRE AND FOREIGN COUNTRIES .. "	1,359	746	2,913	7,466	8,923
<i>Onions (b-i) (I-B)—</i>										
British Somaliland .. Cwt.	592	691	619	738	1,027	5,258	4,828	4,622	5,600	6,810
Perim "	291	274	279	254	314	2,243	2,057	1,935	2,019	2,094
Zanzibar "
Other British Possessions .. "	75	31	124	59	16	400	275	965	390	44
TOTAL, BRITISH EMPIRE .. "	958	996	1,022	1,051	1,357	6,901	7,160	7,522	8,009	8,948

GENERAL EXPORTS.

No. 8—contd.

Total quantities and value of articles exported—contd.

Articles, and countries of final destination.	Quantities.					Value.				
	1924-25.	1925-26.	1926-27.	1927-28.	1928-29.	1924-25.	1925-26.	1926-27.	1927-28.	1928-29.
FRUITS AND VEGETABLES—continued.						Rs.	Rs.	Rs.	Rs.	Rs.
FRESH FRUITS AND VEGETABLES—continued.										
<i>Onions—continued.</i>										
Independent Somali Ports. Cwt.	299	152	..	2,460	2,450	2,242	1,171
German East Africa	410	305	1,366	1,050
Hodeidah	32	168	..	1,868	5,926
D'jibouti	283	1,080	1,303	904	..	7,357	8,025	4,517	5,486
Arabian Gulf Ports	673	402	595	672	782	5,147	2,551	3,985	1,249	..
Italian East Africa	253	415	..	137	..	1,776	2,991	..	1,591	..
Other Foreign Countries ..	288	101	442	223	347	1,720	701	2,677	..	2,407
TOTAL, FOREIGN COUNTRIES ..	1,194	1,693	2,422	2,634	2,353	8,643	11,927	16,469	18,624	16,039
TOTAL, BRITISH EMPIRE AND FOREIGN COUNTRIES	2,162	2,689	3,444	3,685	3,710	15,544	19,087	23,991	26,633	24,987
Fresh Vegetables of all kinds (B) (I-B)—										
Somaliland Value	2,193	2,102	2,130	2,601	3,364
Zanzibar	1,455	2,117	3,389	2,833
Perim	2,964	28
India—Bombay
Other British Possessions	1,100	..
Mesopotamia
TOTAL, BRITISH EMPIRE	5,147	3,557	4,247	7,090	6,225
Mokha
Kamaran	1,368	..
Hodeidah
Italian East Africa
D'jibouti and Obokh
Egypt
Mossawah
Arabian Gulf Ports
Dunkali Coast
German East Africa
Other Foreign Countries	772	933	1,307	602	1,746
Jeddah
TOTAL, FOREIGN COUNTRIES	772	933	1,307	1,970	1,746
TOTAL, BRITISH EMPIRE AND FOREIGN COUNTRIES	5,919	4,490	5,554	9,060	7,971
Fruits and Vegetables: dried, salted, preserved all sorts (I B)—										
Egypt Tons	..	8	1,100
United Kingdom	1,29,104
Somaliland	876
Zanzibar	768	1,029	..	1,855	2,660	1,19,471	1,46,305	..	2,39,793	3,37,766
Perim	23
Straits Settlements	45	49	4	25	33	6,830	8,065	4,080	3,812	5,085
Anglo Egyptian Sudan	3-8	..	61	..	4	1,261	..	1,206	..	1,624
Ceylon	74	115	..	95	221	9,206	20,528	7,920	14,290	28,728
India—Bombay	38	2,990
Other British Possessions ..	1	26	29	10	18	1,077	29,999	46,225	12,746	16,486
Kenya Colony	1	3	2	7	7	489	1,292	540	1,802	1,494
Socotra Island	3	1,300
TOTAL, BRITISH EMPIRE	930-8	1,230	995	1,992	2,952	1,41,314	2,07,289	1,89,075	2,72,243	3,94,147
Mossawah	408	378	196	152	257	55,424	54,203	29,159	22,547	34,174
Dunkali Coast	125	114	63	138	179	15,629	15,442	8,932	18,375	23,270
Independent Somali Ports ..	331	214	151	236	324	32,873	29,367	21,783	31,519	39,816
Italian East Africa	27	20	33	72	20	6,812	8,471	9,281	14,978	7,608
Medi	451	195	236	262	344	64,540	27,092	36,315	31,061	45,970
Confidah	18	41	30	1,960	8,078	4,250
Gaizan	136	191	27	347	267	18,902	26,187	4,728	43,903	33,715
Lohia	44	475	144	54	90	7,075	86,233	23,375	7,080	11,546
Hodeidah	354	504	271	1,063	261	54,720	79,796	46,544	1,36,278	41,146
Furan etc.	90	326	52	70	147	14,058	42,178	9,176	10,174	19,721
Mokha	502	512	246	374	416	72,290	67,242	38,397	45,396	54,665
Italy
Jeddah	81
D'jibouti and Obokh	30	461	3	..	9,970	5,550	..	1,650	..
Arabian Gulf Ports	479	472	159	705	956	69,453	69,920	37,881	98,570	1,31,021
Bahrain Islands	140	83	..	130	188	18,890	11,955	17,272	19,592	26,585
Java	4
Ros Hofan	4	6	1,178	1,300
Madagascar	9	31	1,046	1,755	5,100
Other Foreign Countries ..	7	11	6	9	7	1,374	1,849	1,433	1,861	1,455
TOTAL, FOREIGN COUNTRIES ..	3,193	3,670	2,065	3,624	3,526	4,43,970	5,04,741	3,22,622	4,84,739	4,80,047
TOTAL, BRITISH EMPIRE AND FOREIGN COUNTRIES	4,123-8	4,800	3,050	5,016	6,478	5,85,284	7,12,030	5,11,697	7,56,982	8,74,194
TOTAL, FRUITS AND VEGETABLES Value	c 6,08,784	7,36,840	5,44,395	8,00,431	9,16,342

GENERAL EXPORTS.

SEA-BORNE TRADE.

No. 8—contd.

Total quantities and value of articles exported—contd.

Articles, and countries of final destination.	Quantities.					Value.				
	1924-25.	1925-26.	1926-27.	1927-28.	1928-29.	1924-25.	1925-26.	1926-27.	1927-28.	1928-29.
FURNITURE AND CABINET-WARE (III G)—						Rs.	Rs.	Rs.	Rs.	Rs.
Kenya Colony Value	1,550	2,100	..
United Kingdom	11,545	4,910	..	1,149
Somaliland	1,428	1,911	1,720
Perim	1,603
Hong Kong	12,000
Barma and Bangook	1,700	..	3,000
India—Bombay	6,953	13,610	7,655	..	8,150
Other British Possessions	1,596	1,867	1,126	548	897
TOTAL, BRITISH EMPIRE	11,701	27,022	28,816	4,550	14,916
Arabian Gulf Ports	1,728	1,387	1,303	3,562	1,753
Hodeidah
Massowah	2,815	1,054
Kamaran	6,439
Italian East Africa	6,555	11,912
D'jibouti and Obokh	9,201	10,000	..
United State
Asiatic Turkey, Levant and Black Sea
Independent Somali Port
Other Foreign Countries	1,274	3,079	1,382	2,096	3,306
France
TOTAL, FOREIGN COUNTRIES	12,203	7,281	9,124	22,213	18,025
TOTAL, BRITISH EMPIRE AND FOREIGN COUNTRIES	23,904	34,303	37,940	26,772	32,941
GLASS AND GLASS-WARE (III H)—										
Brith East Africa (Kenya Colony)	1,530	..	1,200
Egypt	1,000	..
Madras	4,398	2,063
Somaliland	4,009	2,652	4,544
Zanzibar and Pomba	1,200
Perim
India—Bombay
Other British Possessions	692	1,183	2,237	2,605	1,332
TOTAL, BRITISH EMPIRE	4,701	5,035	8,311	8,000	4,595
Kamaran	1,990	2,397	1,764
Konfidah	1,420
Italian East Africa	4,208	2,178	10,967	7,581	6,092
Dunkali Coast
Arabian Gulf Ports	6,511	8,821	9,522	10,166	11,878
Hodeidah	20,844	27,216	36,237	27,681	24,044
Jeddah	1,080
Mokha	8,487	4,715	4,239	5,256	5,225
D'jibouti and Obokh	99,018	91,744	90,030	56,372	37,869
Massowah	17,487	12,804	5,414	3,389	4,095
Galean	1,150	3,062	2,755
Other Foreign Countries	3,698	3,083
Medi	3,510
TOTAL, FOREIGN COUNTRIES	1,60,231	1,51,981	1,54,089	1,15,903	93,722
TOTAL, BRITISH EMPIRE AND FOREIGN COUNTRIES	1,64,932	1,57,016	1,62,400	1,23,900	98,317
GRAIN, PULSE AND FLOUR—										
Barley (I O)—										
United Kingdom Tons
Perim
Zanzibar
Other British Possessions
TOTAL, BRITISH EMPIRE
D'jibouti and Obokh	8	46	32	1,142	7,488	4,652
Massowah
Jeddah
Other Foreign Countries	2-20	2	1	2-8	..	20	300	200	354
TOTAL FOREIGN COUNTRIES	8	2-20	2	47	34-8	1,142	20	300	7,688	5,006
TOTAL, BRITISH EMPIRE AND FOREIGN COUNTRIES	8	2-20	2	47	34-8	1,142	20	300	7,688	5,006

No. 8—contd.

Total quantities and value of articles exported—contd.

Articles, and countries of final destination.	Quantity.					Value.				
	1924-25.	1925-26.	1926-27.	1927-28.	1928-29.	1924-25.	1925-26.	1926-27.	1927-28.	1928-29.
GRAIN, PULSE AND FLOUR—						Rs.	Rs.	Rs.	Rs.	Rs.
<i>continued.</i>										
<i>Jowari and Bajra (I-C)—</i>										
Somaliland Tons	43	73		393	3,016	5,542	9,758	10,183	46,306	4,17,914
Zanzibar "										
Perim "	30	53	30	30	81	3,101	7,220	3,169	4,453	11,048
Bombay "			114					5,338		
Suakin and Port Soudan "		22	18				3,619	2,500		
Other British Possessions "	8	1		6	-6	550	90		930	62
TOTAL, BRITISH EMPIRE .. Tons	76	149	162	329	3,097.6	9,193	20,687	21,190	51,689	4,29,024
Kamarran, etc. Tons		9		267	317		1,126		37,946	44,257
Massowah "				11	40				1,610	6,360
Dunkali Coast "		44		193	421		5,392		29,405	56,830
Independent Somali Ports "	47	201	343	302	425	5,113	27,529	42,664	45,315	50,247
Medi "				26	491				3,912	64,810
Confidah "				28	56				3,790	7,500
Hodeidah "				129	422	4,361			19,476	59,785
Mokha, etc. "	28	2,806		34	97		3,26,838		4,466	12,663
Arabian Gulf Ports "	1,508		2,169	2,991	2,957	1,68,676		2,44,447	4,37,974	4,06,421
Lohia "				98	10				13,500	1,360
D'jibouti and Obokh "	84	56	142	1,232	1,602	8,665	8,588	16,111	1,89,963	2,32,597
Italian East Africa "			12	13				1,336	2,137	
Gaizan "	22			908	897	1,988			1,24,509	1,18,750
Ras Hafoon "			76	26	72			9,800	4,712	9,886
Other Foreign Countries "	8	16	14	2	1	1,069	2,364	1,754	350	192
Jeddah "					11					2,126
TOTAL, FOREIGN COUNTRIES TONS	1,697	3,132	2,756	6,260	7,819	1,89,871	3,71,827	3,16,112	9,19,064	10,85,774
TOTAL, BRITISH EMPIRE AND FOREIGN COUNTRIES TONS	1,773	3,281	2,918	6,589	10,916.6	1,99,064	3,92,514	3,37,302	9,70,753	15,14,798
<i>Maize (C)—</i>										
Bombay Tons			49					6,830		
Somaliland "										
Other British Possessions "								34	20	
TOTAL, BRITISH EMPIRE .. TONS			49.4	35				6,864	20	
Italian East Africa Tons										
Hodeidah "										
Arabian Gulf Ports "	36	33	31	48		4,019	4,495	3,640	7,060	
Other Foreign Countries "	1	2	6	1	13	140	320	740	100	1,461
TOTAL, FOREIGN COUNTRIES TONS	37	35	37	49	13	4,159	4,815	4,380	7,160	1,461
TOTAL, BRITISH EMPIRE AND FOREIGN COUNTRIES .. TONS	37	35	86.4	49.2	13	4,159	4,815	11,244	7,180	1,461
<i>Oats (I-C)—</i>										
Other British Possessions .. TONS										
TOTAL, BRITISH EMPIRE .. TONS										
Jeddah TONS										
Other Foreign Countries "										
TOTAL, FOREIGN COUNTRIES TONS										
TOTAL, BRITISH EMPIRE AND FOREIGN COUNTRIES .. TONS										
<i>Pulse Beans (I-C)—</i>										
Other British Possessions .. TONS	1.5	5	1	5	3	111	814	243	821	528
Bombay "			15					2,781		
TOTAL, BRITISH POSSESSIONS TONS	1.5	5	16	5	3	111	814	3,024	821	528
Other Foreign Countries .. TONS	12	1	6	6	5	20	255	1,016	1,211	1,003
Arabian Gulf Ports "	12	15	19	25	16	2,907	3,017	3,701	4,956	3,287
Jeddah "	4	6		11	8	1,100	1,040		2,270	1,400
TOTAL, FOREIGN COUNTRIES TONS	16.1	22	25	42	29	3,927	4,312	4,716	8,437	5,690
TOTAL, BRITISH EMPIRE AND FOREIGN COUNTRIES .. TONS	16½	27	41	47	32	4,038	5,126	7,740	9,258	6,218
<i>Pulse, Gram—</i>										
British Somaliland TONS	308	10	329	494	416	42,302	1,597	50,427	80,632	66,176
Other British Possessions "										
Bombay "					-9	110	146	40	68	38
TOTAL, BRITISH EMPIRE .. TONS	308.6	10½	329.3	494.7	410.9	42,412	1,743	50,467	80,700	66,274
Arabian Gulf Ports TONS	16	26	12	26	9	3,182	4,809	2,319	5,402	1,912
D'jibouti "					8					1,909
Hodeidah "	28	29	33	29	21	5,360	5,747	6,579	5,674	4,138
Other Foreign Countries "	2	7	2	5	4	588	1,728	505	1,309	683
Confidah "		4					1,800			
Kamarran "		6					1,345			
TOTAL, FOREIGN COUNTRIES TONS	46	72	47	60	42	9,130	15,517	9,403	12,385	8,637
TOTAL, BRITISH EMPIRE AND FOREIGN COUNTRIES .. TONS	354.6	82½	376.3	554.7	452.9	51,542	17,260	59,870	93,085	74,911

GENERAL EXPORTS.

SEA-BORNE TRADE.

No. 8—contd.

Total quantities and value of articles exported—contd.

Articles, and countries of final destination.	Quantities.					Value.				
	1924-25.	1925-26.	1926-27.	1927-28.	1928-29.	1924-25.	1925-26.	1926-27.	1927-28.	1928-29.
GRAIN, PULSE AND FLOUR—contd.										
<i>Lentiles (Masur)—</i>										
Other British Possessions .. Tons	1	3	2	3	3	Rs. 325	Rs. 774	Rs. 527	Rs. 727	Rs. 734
TOTAL, BRITISH EMPIRE .. "	1	3	2	3	3	325	774	527	727	734
D'jibouti .. Tons	4	11	13	4	9	1,015	2,356	3,090	2,115	2,290
Arabian Gulf Port .. "	6	1,309	..
Confidah .. "	..	6	1,362
Other Foreign Countries .. "	3	11	1	1	1	785	2,635	116	172	250
Reunion .. "
TOTAL, FOREIGN COUNTRIES .. "	7	28	14	16	10	1,800	6,353	3,205	3,596	2,540
TOTAL, BRITISH EMPIRE AND FOREIGN COUNTRIES .. "	8	31	16	19	13	2,125	7,127	3,732	4,323	3,324
<i>Pulse of sorts (I-C)—</i>										
Bombay .. "	10	..	412	379	..	2,810	..	68,561	60,198	..
Somaliland .. "	4	1,095
Zanzibar .. "	41	5,185
Other British Possessions .. "	3	6	1	10	8	889	1,454	292	1,778	1,833
TOTAL, BRITISH EMPIRE .. "	22	6	458	389	8	3,699	1,454	75,133	61,976	1,833
Mossawah .. Tons	..	4	1,240
Mokha .. "	8	1,140
Jeddah .. "	23	27	30	2,250	2,950	4,000
D'jibouti and Obokh .. "	18	..	4	18	25	3,173	..	1,238	3,862	5,740
Arabian Gulf Ports .. "	..	9	7	..	1,106	1,134
Gaizan .. "	..	7	1,580
Other Foreign Countries .. "	5	15	6	9	3	888	3,411	1,377	2,214	929
Mossawah .. "	7	1,945
TOTAL, FOREIGN COUNTRIES .. "	53	35	18	54	65	8,256	7,337	3,755	9,046	12,738
TOTAL, BRITISH EMPIRE AND FOREIGN COUNTRIES .. "	75	41	476	443	73	11,955	8,791	78,888	71,022	14,566
<i>Rice not in the Husk (I-C)—</i>										
Bahrain Island .. "
Somaliland .. "	2,171	2,186	1,782	3,172	5,889	4,53,833	4,82,069	4,04,030	7,11,127	12,05,204
Zanzibar .. "	..	12	9	..	3,044	2,200
Kenya Colony .. "	9	48	95	44	40	2,235	10,970	21,916	9,650	9,002
Perim .. "	84	95	84	80	79	19,099	23,734	20,484	19,708	17,944
Suakin and Port Soudan .. "
Other British Possessions .. "	7	3	1	4	9	1,545	946	222	887	160
Socotra .. "	13	2,440
Bombay .. "	6	1,100
TOTAL, BRITISH EMPIRE .. "	2,271	2,344	1,982	3,300	6,036-9	4,76,712	5,21,363	4,46,652	7,41,372	12,38,050
Socotra .. Tons	8	1,787	..
Ras Hafoon .. "	180	235	98	362	399	35,395	47,944	21,517	73,170	78,330
Mozambique .. "	5	1,400	..
North Africa, Morocco, etc. .. "
Mossawah .. "	171	21	..	9	..	39,511	5,799	..	2,582	..
Dunkali Coast .. "	70	115	91	149	161	15,008	25,075	19,590	33,476	32,010
Independent Somali Ports .. "	2,489	1,812	1,161	1,446	3,332	3,96,409	2,99,993	2,11,678	4,70,041	5,79,539
Italian East Africa .. "	340	575	411	595	467	76,221	1,38,461	97,088	1,37,358	1,01,071
Confidah .. "	25	250	27	75	137	5,540	54,828	5,880	16,952	27,980
Gaizan .. "	134	140	92	130	86	29,836	31,808	20,568	29,530	19,237
Lohia .. "	19	22	56	49	22	3,685	5,322	12,624	11,544	4,630
Hodeidah .. "	243	356	335	494	479	33,486	94,086	85,329	1,20,146	1,10,405
Kamaran and Farsan .. "	82	255	59	168	154	18,640	57,185	14,909	39,419	33,532
Mokha .. "	304	213	161	197	231	66,064	62,501	37,620	46,266	48,196
Arabian Gulf Ports .. "	1,180	1,663	1,091	1,835	1,319	2,56,418	3,63,059	2,43,063	4,21,387	2,72,481
Muskat .. "	51	12	12	22	..	10,989	2,539	2,646	4,558	..
Medi .. "	82	54	28	47	56	17,041	12,555	5,907	12,251	12,233
Jeddah .. "	..	27	8	..	15	..	6,134	1,990	..	3,600
D'jibouti and Obokh .. "	597	651	646	1,067	818	1,42,488	1,65,015	1,58,528	2,55,944	1,83,892
Other Foreign Countries .. "	4	6	4	88	100	1,377	1,380	930
Asiatic Turkey Persian Gulf .. "	..	5	1,157
TOTAL, FOREIGN COUNTRIES .. "	5,967-8	6,406	4,280	6,664	7,680	11,76,819	13,63,561	9,40,314	16,79,189	15,08,064
TOTAL, BRITISH EMPIRE AND FOREIGN COUNTRIES .. "	8,238-8	8,750	6,242	9,964	13,716-9	16,53,531	18,84,924	13,86,966	24,20,561	27,46,114
<i>Rice not in the Husk—Rice Broken (I-C)—</i>										
British Somaliland .. Tons	5	707	..
Other British Possessions .. "	46	30	30
TOTAL, BRITISH EMPIRE .. "	5	..	46	30	30	707	..
Arabian Gulf Ports .. Tons	9	149	8	182	..	1,000	20,207	1,120	25,707	..
Independent Somali Ports .. "	150	82	109	324	191	16,348	10,027	15,401	46,063	28,335
Other Foreign Countries .. "	..	4	..	4	2	..	750	..	450	15
Ras Hafoon .. "	12	1,650
TOTAL, FOREIGN COUNTRIES .. "	169	235	117	510	20-2	17,348	30,984	16,521	72,220	30,000
TOTAL, BRITISH EMPIRE AND FOREIGN COUNTRIES .. "	169-8	235	117-5	515	20-2	17,394	31,014	16,551	72,927	30,000

GENERAL EXPORTS.

No. 8—contd.

Total quantities and value of articles exported—contd.

Articles, and countries of final destination.	Quantities.					Value.				
	1924-25.	1925-26.	1926-27.	1927-28.	1928-29.	1924-25.	1925-26.	1926-27.	1927-28.	1928-29.
						Rs.	Rs.	Rs.	Rs.	Rs.
GRAIN, PULSE AND FLOUR—contd.										
<i>Wheat (I-C)—</i>										
Zanzibar Tons	31	40	11	1,057	1,243	4,340	9,208	2,058
Somaliland "	3	4
India—Bombay "
Other British Possessions "	3	1	4	1	2	651	447	767	180	353
Suakin and Port Soudan "
TOTAL, BRITISH EMPIRE "	6	5	35	41	13	1,708	1,692	5,107	9,388	3,311
Medi Tons	24	4,764
Jeddah "	..	35	10,025
Hodeidah "	6	..	10	1,649	..	2,878
Kamaran "	..	7	..	3	1,940	..	1,044	..
Arabian Gulf Port "	28	52	33	51	37	6,630	12,025	8,018	14,580	9,770
D'Jibouti and Obokh "	116	16	34,223	4,187
Confidah "	..	25	6,160
Italian East Africa "	6	5	6	4	..	1,827	1,510	1,812	1,336	..
Gaizan "	4	14	10	1,000	3,380	2,363
Other Foreign Countries "	5	9	4	6	10	1,557	2,055	984	1,680	2,432
TOTAL, FOREIGN COUNTRIES TONS	67	147	49	183	83	15,778	37,085	12,463	52,863	21,030
TOTAL, BRITISH EMPIRE AND FOREIGN COUNTRIES "	73	152	84	224	96	17,486	38,777	17,570	62,251	24,941
<i>Wheat flour (I-C)—</i>										
Somaliland "	187	150	134	222	206	43,208	38,536	31,319	49,333	45,081
Zanzibar "	..	212	49,281
Perim "	249	..	201	231	171	55,269	..	49,836	47,402	35,786
Anglo Egyptian Soudan "	..	50	9	7	12,767	2,000	1,578	..
Kenya Colony "	53	49	32	12,815	10,715	7,180
Other British Possessions "	2	4	452	956
Egypt "	12	3,400
TOTAL, BRITISH EMPIRE "	448	412	397	511	413	1,01,877	1,00,584	95,970	1,09,480	89,003
Mossawah Tons	38	84	15	34	43	9,960	22,760	3,250	7,920	9,900
Dunkali Coast "	12	..	11	79	130	2,563	..	2,390	17,335	27,467
Italian East Africa "	606	875	727	585	380	1,21,402	2,21,724	1,69,172	1,31,169	84,447
Independent Somali Ports "	25	178	384	215	98	5,649	47,931	89,346	47,836	21,383
Jeddah "	18	128	78	..	31	4,000	30,220	16,890	..	6,200
Confidah "	122	95	..	5	..	4,320	23,870	..	1,160	..
Gaizan "	127	76	123	170	164	28,317	18,784	26,308	39,712	36,276
Lohia "	35	53	180	146	72	6,959	12,740	41,335	33,310	15,749
Hodeidah "	369	575	548	1,061	1,498	85,698	1,49,667	1,26,759	228,952	3,31,328
Kamaran and Furan "	67	122	80	174	265	15,199	29,448	19,160	39,781	67,410
Mokha "	619	291	260	393	377	1,29,748	70,921	59,333	87,689	80,893
Arabian Gulf Ports "	189	113	142	263	114	40,635	28,113	30,417	58,241	24,071
D'Jibouti and Obokh "	447	262	254	988	655	1,02,783	67,807	58,458	2,18,251	1,43,485
Medi "	113	31	37	90	172	23,693	7,155	8,768	20,298	38,129
Other Foreign Countries "	4	1	5	2	2	951	306	1,138	452	380
Ras Hafun "	..	23	147	51	97	..	6,780	35,040	11,045	20,076
Italy "	20	4,460
TOTAL, FOREIGN COUNTRIES "	2,591	2,906	3,009	4,256	4,008	5,82,795	7,38,226	6,94,293	9,40,351	8,97,194
TOTAL, BRITISH EMPIRE AND FOREIGN COUNTRIES "	3,039	3,318	3,406	4,767	4,511	6,84,672	8,38,810	7,90,263	10,49,831	9,86,197
<i>Other sorts (I-C)—</i>										
Straits Settlement Tons
Zanzibar "
Egypt "
Somaliland "	4	2	3	6	6	1,608	1,105	1,170	2,456	2,283
Suakin and Port Soudan "
India—Bombay "	6	1,085	..
Other British Possessions "	2	1	1	2	2	809	360	212	640	335
Hong Kong "
TOTAL, BRITISH EMPIRE "	6	3	4	14	8	2,415	1,465	1,382	4,181	2,623
France Tons
Mossawah "
Madagascar "
Hodeidah "
Italian East Africa "	..	3
Arabian Gulf Ports "	..	18	1,608
Reunion "	2,496
D'Jibouti and Obokh "	6	9	9	15	14	2,060	4,460	3,379	5,215	4,724
Jeddah "
Muskat "
Mokha "
Other Foreign Countries "	6	3	6	5	7	2,004	1,463	2,267	1,867	2,106
TOTAL, FOREIGN COUNTRIES "	12	33	15	20	21	4,964	10,036	5,646	7,082	6,830
TOTAL, BRITISH EMPIRE AND FOREIGN COUNTRIES "	18	36	19	34	29	7,379	11,501	7,028	11,263	9,453
TOTAL, GRAIN, PULSE AND FLOUR "	13,799-7	15,988-17	13,783-12	23,252-9	30,095-14	26,54,487	32,40,679	27,17,454	47,80,142	54,16,989

Total quantities and value of articles exported—contd.

Articles, and countries of final destination.	Quantity.					Value.				
	1924-25	1925-26.	1926-27.	1927-28.	1928-29	1924-25.	1925-26.	1926-27.	1927-28.	1928-29.
						Rs.	Rs.	Rs.	Rs.	Rs.
GUMS AND RESINS—										
<i>Arabic (a) (II H.)—</i>										
Hong-Kong Cwts.	99	3,900
Egypt "	58	60	1,724	1,800
United Kingdom "	144	02	5,684	2,000
Zanzibar "
Calcutta "	60	..	91	63	100	4,200	..	2,900	1,660	2,500
India—Bombay "	1,034	1,671	2,304	3,220	6,377	28,015	39,750	64,090	77,291	1,66,030
Other British Possessions "	..	44	22	47	30	..	1,334	455	910	600
Straits Settlements "
Karachi "	81	2,200
TOTAL, BRITISH EMPIRE "	1,495	1,775	2,417	3,330	6,680	43,423	42,934	67,445	79,861	1,73,330
Egypt "	82	2,550
Asiatic Turkey, Levant and Black Sea "
Mossawah "	..	36	1,080
Turkey in Europe "	60	1,200	..
Austria "
United States "	186	362	5,970	11,100
Germany "	103	373	2,790	10,299
France "	1,341	613	621	183	..	56,370	21,250	18,450	4,560	..
D'Jibouti "
Holland "	60	2,000
Japan "
Mokha "	301	341	159	155	82	5,539	4,912	..	2,162	1,852
Other Foreign Countries "	20	105	29	146	70	561	2,838	2,716	2,082	1,486
Arabian Gulf Ports "	892
TOTAL, FOREIGN COUNTRIES "	2,011	1,830	809	514	231	73,230	51,479	22,058	10,004	5,918
TOTAL, BRITISH EMPIRE AND FOREIGN COUNTRIES "	3,506	3,605	3,226	3,874	6,914	1,16,653	94,413	89,503	89,865	1,79,248
<i>Benjamin (b) (II D.)—</i>										
United Kingdom "
Kenya Colony "	16	1,155
Other British Possessions "	91	38	13	24	19	2,065	1,397	785	1,005	1,220
TOTAL, BRITISH EMPIRE "	91	38	13	24	35	2,065	1,397	785	1,005	2,375
Italian East Africa "	43	31	57	54	77	2,716	2,244	3,515	2,940	3,948
Kamaran "	35	89	69	1,400	4,700	3,190
Lohia "	..	27	63	23	1,033	2,860	1,160	..
D'Jibouti and Obokh "	46	149	165	118	05	1,788	2,345	9,813	4,078	4,009
Mossawah "	45	23	1,150	2,345	1,050
Confidah "	28	97	36	33	45	1,220	3,940	1,540	1,240	1,890
Hodeidah "	270	219	214	288	454	10,754	10,065	14,118	16,375	23,845
Mokha "	28	..	45	28	49	1,090	1,341	2,600
Arabian Gulf Ports "	23	2,056	..	1,552
Medi "	276	133	58	85	61	14,415	6,280	2,905	4,530	3,065
Gaizan "	57	34	49	43	72	2,830	1,640	2,080	1,830	3,720
Other Foreign Countries "	36	67	10	40	9	1,182	2,549	648	1,744	455
Egypt "	42	43	1,500	2,130
TOTAL, FOREIGN COUNTRIES "	829	757	732	844	990	37,145	30,096	40,335	42,038	51,444
TOTAL, BRITISH EMPIRE AND FOREIGN COUNTRIES "	920	595	745	868	1,025	39,210	31,493	41,120	43,043	53,819
<i>Olibanum or Frankincense (c) (II. D.)—</i>										
United Kingdom Cwts.	60	..	45	34	514	2,400	..	2,310	1,550	19,970
Somaliand "	88	113	..	82	..	1,456	1,574	..	1,013	..
Straits Settlements "	1,064	135	60	..	45	19,432	8,085	1,100	..	1,030
Anglo Egyptian Sudan "	1,267	1,341	1,142	1,206	1,746	21,080	18,612	16,496	21,643	34,528
Zanzibar "
India—Bombay "	3,468	4,249	116	242	4,600	65,008	73,409	2,400	8,275	1,19,560
Other British Possessions "	57	113	132	36	24	1,115	1,523	2,585	617	630
Egypt "	1,741	1,185	1,029	60,640	39,740	42,110
Hongkong "	848	130	108	..	55	14,100	2,400	1,800	..	1,375
TOTAL, BRITISH EMPIRE "	8,691	7,266	2,638	1,680	6,984	1,85,231	1,40,343	68,301	33,098	1,77,093
Turkey in Europe "	40	1,400
Spain "
Greece "	283	250	20	8,900	5,600	1,000
Turkey, Asiatic, Levant and Black Sea "	397	317	144	356	340	9,958	4,170	2,290	8,175	7,694
Austria "	709	945	1,056	23,650	17,500	21,540
France "	5,368	6,273	5,634	4,083	1,991	1,13,453	1,14,480	1,09,890	1,17,538	55,640
Germany "	1,008	1,698	159	633	1,147	28,676	49,890	4,400	17,350	36,200
Holland "	40	1,400
Medi "	37	1,100
Italy "	..	199	70	..	3,400	2,400
Roumania "	..	347	122	6,520
Mokha "	4,950
Trieste "	2,404	3,930	66,960	1,04,834

Total quantities and value of articles exported—contd.

Articles, and countries of final destination.	Quantity.					Value.				
	1924-25.	1925-26.	1926-27.	1927-28.	1928-29.	1924-25.	1925-26.	1926-27.	1927-28.	1928-29.
						Rs.	Rs.	Rs.	Rs.	Rs.
GUMS AND RESINS—contd.										
<i>Olbanum or Frankincense (c)</i>										
<i>(II-D.)—</i>										
Massowah Cwts.	1,080	1,427	1,204	359	501	17,740	20,204	20,580	7,565	10,680
Jeddah	124	147	2,800	3,308
Hodeidah	93	121	66	74	423	2,115	2,197	2,727	1,876	10,504
Egypt	1,702	2,746	56,837	84,349
Lohia	118	2,910
Dankali Ports	378	929	656	1,379	941	6,925	16,260	9,380	36,066	22,485
D'Jibouti and Obokh	4,784	3,686	2,984	3,770	5,710	85,415	57,078	46,520	76,800	1,28,277
Java	710	985	596	300	277	14,310	15,840	11,810	7,416	6,780
Kamaran	67	1,569
Muscat
Italian East Africa	71	106	43	101	..	1,087	1,722	1,102	1,677
United States of America	706	15,850
Other Foreign Countries	162	214	62	183	166	3,093	3,455	1,349	3,098	4,261
TOTAL, FOREIGN COUNTRIES	16,755	17,462	12,974	15,410	18,550	3,32,515	3,18,451	2,41,027	4,03,673	4,79,479
TOTAL, BRITISH EMPIRE AND FOREIGN COUNTRIES	24,346	24,723	15,612	16,990	25,534	5,17,748	4,58,794	3,09,928	4,36,771	6,50,572
<i>Resin (d) (II-D.)—</i>										
Other British Possessions	3	11	..	2	6	90	220	..	40	120
TOTAL, BRITISH EMPIRE	3	11	..	2	6	90	220	..	40	120
Massowah
Hodeidah	122	42	..	4,990	1,040
France
Other Foreign Countries	31	28	35	51	36	656	565	605	1,207	708
TOTAL, FOREIGN COUNTRIES	31	150	35	51	78	656	5,455	605	1,207	1,748
TOTAL, BRITISH EMPIRE AND FOREIGN COUNTRIES	34	161	35	53	84	746	5,675	605	1,247	1,868
<i>Other sorts (e) (II-D.)—</i>										
Egypt	8,952	6,526	4,739	3,41,511	2,41,010	2,03,947
Straits Settlement
United Kingdom	187	58	253	167	334	4,076	3,925	6,690	8,090	25,978
Somaliland	105	111	65	99	..	1,068	1,248	1,137	1,386	..
Anglo Egyptian Sudan	55	142	320	1,455	2,209	6,890
India—Bombay	1,624	2,445	2,185	1,148	3,348	43,480	54,409	40,185	31,140	1,19,768
Calcutta	42	1,200
Other British Possessions	54	68	63	121	50	623	1,280	890	1,655	654
Hongkong	28	260	387	74	523	2,000	5,700	7,130	1,600	13,600
Kenya Colony	45	1,245
TOTAL, BRITISH EMPIRE	11,905	9,468	7,734	1,751	4,620	3,94,211	3,07,672	2,61,179	46,080	1,68,136
Italian East Africa	138	51	..	97	..	1,670	2,556	..	1,995	..
Egypt	6,810	7,692	2,36,880	2,75,349
Java	63	1,680
Muscat	36	1,080
France	58	269	..	156	244	4,176	7,050	..	10,455	16,470
Austria	94	69	5,800	4,500
Germany	205	173	76	23	..	7,706	9,817	4,000
Medi	249	..	70	-102	192	4,580	5,630	1,550	1,200	..
Massowah	100	278	35	..	117	2,783	..	1,008	2,853	4,137
United States	309	272	165	448	..	13,210	12,479	..	3,745
Jeddah	47	..	45	171	128	1,670	..	1,685	9,971	31,960
Confidah	56	140	91	93	107	1,988	3,924	2,933	6,137	4,095
Gaizan	33	35	71	..	109	1,028	1,042	1,965	2,620	2,134
Lohia	2,051
Hodeidah	406	487	665	748	1,061	12,930	13,535	16,707	23,926	32,953
Mokha	351	365	264	334	381	4,024	3,878	3,230	3,805	5,298
Kamaran	101	88	60	2,411	2,808	1,745
D'Jibouti and Obokh	893	1,170	1,865	600	2,643	15,077	11,746	21,333	32,199	38,544
Arabian Gulf Ports	99
Other Foreign Countries	167	169	119	83	123	3,742	3,111	3,047	2,399	2,052
Asiatic Turkey, Levant and Black Sea	50	1,200	..	13,844
Trieste	178	260	6,000	1,200
Independent Somali Ports	22
TOTAL, FOREIGN COUNTRIES	2,797	3,625	3,724	11,638	13,650	67,074	82,928	73,648	3,43,248	4,37,262
TOTAL, BRITISH EMPIRE AND FOREIGN COUNTRIES	14,702	13,093	11,458	13,389	16,270	4,61,285	3,90,500	3,34,827	3,89,323	6,05,397
TOTAL, GUMS AND RESINS	43,508	42,182	31,076	35,174	49,827	11,35,640	9,80,875	7,75,983	9,60,254	14,96,904
HARDWARE AND CUTLERY, INCLUDING PLATED WARE (III-D.)—										
Ceylon Value	1,800	13,378
United Kingdom	8,123	28,734	12,189	5,435	6,024
Somaliland	35,283	..	45,197	43,213	19,651
Zanzibar and Pemba	6,170	3,965	1,060	4,443	..
Port	3,968	..	5,919	5,231	2,263
Anglo Egyptian Sudan	2,087	1,600	1,429
India—Bombay	4,538	6,313	15,593
India—Madras
Other British Possessions	12,922
Egypt	1,428	630	1,234	1,341
Hong-Kong	968	..	3,082
Kenya Colony	1,802	1,780
Strait Settlements	2,050	..	1,000	2,345	..
TOTAL, BRITISH EMPIRE	69,118	55,028	80,037	74,889	48,088
Kamaran, etc.	3,560	3,882	5,813	9,292	12,357
Belgium
Bahrain Islands
Germany	7,436
Holland	10,071	8,130	..
Lohia	2,310
..	1,076	1,752	1,299	..

Total quantities and value of articles exported—contd.

Articles, and countries of final destination.	Quantity.					Value.				
	1924-25.	1925-26.	1926-27.	1927-28.	1928-29.	1924-25.	1925-26.	1926-27.	1927-28.	1928-29.
HARDWARE AND CUTLERY, INCLUDING PLATED WARE (III-D)—contd.						Rs.	Rs.	Rs.	Rs.	Rs.
Egypt	14,763	24,987
Massowah	10,947	6,231	5,061	8,790	16,066
Independent Somali Ports	3,903	2,115	7,800	12,383	4,928
Italian East Africa	31,823	10,149	25,749	25,849	15,872
Dunkali Coast	1,815	3,072	2,353	3,717	2,423
Jeddah	2,410	1,341	10,573	9,783	3,463
Muskat	1,160
Confidah	5,175	3,009	2,960	2,398
Hodeidah	14,069	25,053	29,510	32,046	40,139
Mokha	5,179	13,287	11,297	16,111	10,376
Arabian Gulf Ports	55,314	35,531	75,513	55,523	38,109
Medi	4,071	..	1,195	2,084	1,752
Asiatic Turkey Persian Gulf	2,228	1,000
Djibouti and Obokh	1,04,256	95,037	1,05,839	1,26,828	94,224
Gaizan	2,636	5,929	6,307	6,566	2,640
Other Foreign Countries	2,881	2,984	1,832	310	1,400
Ras Hafun	1,990	6,775	2,981
TOTAL, FOREIGN COUNTRIES	2,45,147	2,16,222	3,05,734	3,43,209	2,71,521
TOTAL, BRITISH EMPIRE AND FOREIGN COUNTRIES	3,14,225	2,71,250	3,85,771	4,18,098	3,19,607
HIDES AND SKINS RAW—										
HIDES, RAW—										
<i>Ox Hides (b) (II-E)—</i>										
Madras	Tons. & Nos. 44 8,790	5 900	16 3,140	77 15,440	67 13,920	56,470	3,400	6,900	56,275	34,621
Egypt	Tons. & Nos.
United Kingdom	Tons. & Nos. 100 20,019	8 1,639	40 8,020	93 18,520	95 19,040	1,33,210	9,716	41,438	1,25,284	1,57,565
Australia	Tons. & Nos.
India—Bombay	Tons. & Nos. 136 29,230	72 14,380	36 7,180	60 12,040	54 10,800	1,18,898	23,815	14,586	36,033	38,655
Other British Possessions	Tons. & Nos. 75 65	1 280	20 20	1/20 2	222	..	521	100	6
TOTAL, BRITISH EMPIRE	Tons. & Nos. 280.7 56,104	85 16,919	93 18,620	230.2 46,020	216 1/20 43,762	3,08,800	36,930	63,445	2,17,692	2,30,847
Austria	Tons. & Nos. 27 5,330	21,500
France	Tons. & Nos. 148 29,684	436 87,154	312 62,460	527 1,05,380	623 124,520	1,24,639	3,74,134	2,37,140	3,86,260	5,23,186
Germany	Tons. & Nos. 22 4,480	4 700	14 2,760	57 11,460	25 5,000	16,000	4,500	6,750	55,260	9,300
Belgium	Tons. & Nos. .. 100	1 1,200	6 500	3	1,000	6,060	1,500	..
Holland	Tons. & Nos. .. 500	3	2,450	..
Italy	Tons. & Nos. 185 36,940	205 41,028	125 24,980	146 29,220	297 59,400	68,100	1,69,900	93,450	1,49,490	2,99,360
Spain	Tons. & Nos. 6 1,120	3,300
Turkey in Europe	Tons. & Nos. .. 10,950	55 4,960	25 3,160	16 1,500	8 1,500	..	56,500	25,500	14,700	8,000
Djibouti	Tons. & Nos. .. 410	2 1,880	10 1,820	9 2,260	11 2,260	..	2,300	7,912	4,652	7,600
Egypt	Tons. & Nos.	22 4,420	21,010	..
United States	Tons. & Nos.	3 580	3 520	5,750	1,930
Trieste	Tons. & Nos.	5 1,000	2,500
Turkey in Asia	Tons. & Nos.	5 1,000	6,200
Asiatic Turkey, Levant and Black Sea	Tons. & Nos.	3 600	14 2,800	2,000	..	13,000

Total quantities and value of articles exported—contd.

Articles, and countries of final destination.	Quantity.					Value.				
	1924-25.	1925-26.	1926-27.	1927-28.	1928-29.	1924-25.	1925-26.	1926-27.	1927-28.	1928-29.
HIDES AND SKINS, RAW—continued.						Rs.	Rs.	Rs.	Rs.	Rs.
<i>HIDES, RAW—continued.</i>										
<i>Cow Hides (b) (II-E)—contd.</i>										
Japan { Tons & Nos.	2	1,000	..
Massowah { Tons & Nos.	7	2	2	9,130	2,000	1,300
Sweden { Tons & Nos.
Greece { Tons & Nos.	1	..	3	1,100	..	2,700
Arabian Gulf Ports { Tons & Nos.	3	1,400
Independent Somali Ports { Tons & Nos.	10	1,903
Other Foreign Countries { Tons & Nos.	2	4	2	..	3	1,100	855	988	..	1,672
TOTAL, FOREIGN COUNTRIES { Tons & Nos.	410	709	503	788	894	2,47,072	6,11,130	3,81,100	6,42,072	8,70,548
TOTAL, BRITISH EMPIRE AND FOREIGN COUNTRIES { Tons & Nos.	690.7	794	593	1,018-2	12,410 1/20	6,55,872	6,48,069	4,50,545	8,59,704	11,01,395
<i>Calf Skins (c) (II-E)—</i>										
United Kingdom { Tons & Nos.	..	19	8,532
Other British Possessions { Tons & Nos.	2	330	..
Madras { Tons & Nos.	12	2	15	17	42	11,300	2,850	7,900	18,500	29,550
TOTAL, BRITISH EMPIRE { Tons & Nos.	12	21	15	26	42	11,300	11,382	7,900	18,830	29,550
United States { Tons & Nos.	11	7,000	..
France { Tons & Nos.	2	2,500
Italy { Tons & Nos.	5	2,500
Germany { Tons & Nos.	5	19	2,100	8,575	..
Other Foreign Countries { Tons & Nos.	..	1	950
TOTAL, FOREIGN COUNTRIES. { Tons & Nos.	..	1	12	30	950	7,100	15,575	..
TOTAL, BRITISH EMPIRE AND FOREIGN COUNTRIES. { Tons & Nos.	12	22	27	56	42	11,300	12,332	15,000	34,405	29,550
<i>Others (d) (II-E)—</i>										
United Kingdom { Tons & Nos.
India—Bombay { Tons & Nos.	7	10	3,900	3,125
Other British Possession { Tons & Nos.	20	..	40	1,080	..	125	..	200	1,100	..
Madras { Tons & Nos.	25	7,925
TOTAL, BRITISH EMPIRE { Tons & Nos.	7.2	..	40	1,080	35	4,085	..	200	1,100	11,050

Total quantities and value of articles exported—contd.

Articles, and countries of final destination.	Quantity.					Value.				
	1924-25.	1925-26.	1926-27.	1927-28.	1928-29.	1924-25.	1925-26.	1926-27.	1927-28.	1928-29.
HIDES AND SKINS, RAW—continued.										
HIDES RAW—continued.										
Others (a) (II-E)—continued.										
France ..	Tons & Nos. 4	2,000
Italy ..	Tons & Nos. 800
Austria ..	Tons & Nos.
Holland ..	Tons & Nos.	2	1,500
Greece ..	Tons & Nos.	360	2,200
Turkey in Europe ..	Tons & Nos.	520
Germany ..	Tons & Nos.
Spain ..	Tons & Nos.
Other Foreign Countries	Tons & Nos. 1	1	..	35	1	376	255	..	28	230
Massowah ..	Tons & Nos. 200	79	..	20	180
TOTAL, FOREIGN COUNTRIES.	Tons & Nos. 5	1	..	51	6	2,375	255	..	28	3,930
TOTAL, BRITISH EMPIRE AND FOREIGN COUNTRIES.	Tons & Nos. 1,000	79	..	20	1,060	6,400	..	200	1,128	14,960
TOTAL, HIDES, RAW..	Tons & Nos. 714-9	816-1	623-4	1079-4	217-20	5,73,572	6,60,656	4,65,745	8,95,297	11,45,925
SKINS, RAW—										
Goat Skins (a) (II-E)—										
United Kingdom ..	Tons & Nos. 514	427	266	413	261	10,13,925	8,18,078	4,89,814	8,12,428	4,95,690
Australia ..	Tons & Nos. 521,568	682,808	425,420	660,900	417,700	15,000	5,100	9,250
Madras ..	Tons & Nos. 12,000	5,000	7,200	..	43	73,780	89,061	1,27,464	90,630	1,20,230
India—Bombay ..	Tons & Nos. 113,320	108,307	101,960	68,660	194,720	50,546	1,44,444	2,75,800	1,12,650	2,54,195
Egypt ..	Tons & Nos. 91,219	146,842	282,800	179,000	395,540
Other British Possessions	Tons & Nos. 1/8-20	4	1/20	26	555	90
TOTAL, BRITISH EMPIRE	Tons & Nos. 650-1/8	590-5	512-1	568	608	11,53,271	10,57,028	9,02,418	10,15,708	8,70,165
Italy ..	Tons & Nos. 1,038,117	943,497	817,480	908,560	971,960	7,500	8,900	4,350	7,500	19,700
Philippine Island	Tons & Nos. 3,890	7,420	3,840	8,700	19,080
Austria ..	Tons & Nos. 4	1	8,500	2,500
France ..	Tons & Nos. 6,600	2,100	..	1,282	1,144	8,62,865	5,97,995	16,93,231	25,41,762	23,60,784
Massowah ..	Tons & Nos. 443	374	939	1,09,410
Germany ..	Tons & Nos. 676,620	698,621	1,501,780	2,050,680	1,830,000	2 2,290	12,307	..	17,230	37,500
United States	Tons & Nos. 12	7	..	8	22	20,95,394	32,52,451	16,59,845	19,36,881	29,65,738
Trieste ..	Tons & Nos. 19,310	11,360	..	13,040	35,400	3,300
Holland ..	Tons & Nos. 1,014	1,503	868	9-6	1,464	78,600	41,721	6,690
Spain ..	Tons & Nos. 1,623,084	2,405,225	1,389,540	14,81,020	2,341,560	1,70,070	75,295	4,000	8,300	..
Belgium ..	Tons & Nos.	1	61,050	1,70,600	13,000	..	64,338
D'jibouti ..	Tons & Nos.	2,100	4,750	8,180	1,700	3,550	5,550
Other Foreign Countries	Tons & Nos.	3	130	184	1,020	170	339

No. 8—contd.
General quantities and value of articles exported—contd.

Articles, and countries of final destination.	Quantity.					Value.				
	1924-25.	1925-26.	1926-27.	1927-28.	1928-29.	1924-25.	1925-26.	1926-27.	1927-28.	1928-29.
HIDES AND SKINS, RAW—continued.										
SKINS, RAW—continued.										
Other kinds (c) (II-E)—										
Other British Possessions. { Tons & Nos.	1 1/20	30	..
TOTAL, BRITISH EMPIRE { Tons & Nos.	4	6	2.4	9 1/10/20	18	77,620	20,645	21,384	37,377	62,752
Spain { Tons & Nos.	..	3/20	1,500
France { Tons & Nos.	9	3,000	25	26	21	62,357	1,20,255	1,15,250	2,03,100	1,80,480
Germany { Tons & Nos.	11	3	..	8	2	54,046	9,325	..	16,436	11,810
Belgium { Tons & Nos.	8/20	30,000	5	1	..	1,600	15,910	3,600
Austria { Tons & Nos.	4,060	45,660	9,600	1,500
United States { Tons & Nos.	300	1	—3	16,240	12,000	3,289
Other Foreign Countries. { Tons & Nos.	40,138	2/20	1/5	13,400	1,340	120	350	900	50	500
Italy { Tons & Nos.	400	1,200	2,400	100	40	13,000	..
TOTAL, FOREIGN COUNTRIES. { Tons & Nos.	24 1/2	36.5	26.5	38 1/4/20	23.4	1,35,863	1,47,340	1,10,750	2,49,586	1,96,079
TOTAL, BRITISH EMPIRE AND FOREIGN COUNTRIES. { Tons & Nos.	26 1/2	42.5	28.9	47 1/10/20	41.4	2,13,483	1,67,985	1,41,134	2,88,963	2,58,831
TOTAL, SKINS { Tons & Nos.	3,456-17 1/2	4,205	3,885-17	4,905 4/11 1/20	5,888-1/20	73,45,102	87,49,568	80,44,621	1,03,82,492	1,17,98,555
TOTAL, HIDES AND SKINS.	4,171-6 1/2	5,022	4,509-1	5,964 8/11 1/20	7,181-1/20	79,18,674	94,10,224	85,10,366	1,12,77,789	1,29,44,480
Cutting of Hides and Skins, Raw (II-E)—										
Indian—Bombay { Tons	1/5	..	1	60	386	..
Other British Possessions { Tons
TOTAL, BRITISH EMPIRE { Tons	1/5	1	60	386	..
Independent Somali Ports { Tons	5	6	5	1,373	2,231	1,413
Djibouti and Obokh { Tons	3	..	4	2,775	..	2,251
United States of America { Tons
Other Foreign Countries { Tons	62	7	1/5	1	—3	805	1,339	102	378	60
TOTAL, FOREIGN COUNTRIES { Tons	62	7	8.9	7	9-3	805	1,339	4,250	2,609	3,724
TOTAL, BRITISH EMPIRE AND FOREIGN COUNTRIES { Tons	62	7	8-11	8	9-3	805	1,339	4,310	2,995	3,724
HORNS, TIPS AND PIECES OF HORN, AND HORNMEAL (II-S)—										
India—Bombay { Cwt.	5	1,500
United Kingdom { Cwt.
Other British Possessions { Cwt.	5	260
TOTAL, BRITISH EMPIRE { Cwt.	10	1,760
Jeddah { Cwt.
Germany { Cwt.
Other Foreign Countries { Cwt.	15	200
TOTAL, FOREIGN COUNTRIES { Cwt.	15	200
TOTAL, BRITISH EMPIRE AND FOREIGN COUNTRIES { Cwt.	25	1,960
INSTRUMENTS, APPARATUS, AND AFFILIANCES, AND PARTS THEREOF—										
Musical (a) (III-D)—										
United Kingdom { Value	1,000
Somaland { Value
India—Bombay { Value
Karachi { Value
Other British Possessions { Value	991	698	50	..	530
TOTAL, BRITISH EMPIRE { Value	991	698	50	..	1,530
Djibouti { Value
Arabian Gulf Ports { Value
Other Foreign Countries { Value	60	55	1,055
TOTAL, FOREIGN COUNTRIES { Value	60	55	1,055
TOTAL, BRITISH EMPIRE AND FOREIGN COUNTRIES { Value	1,051	698	50	55	2,585
Other Kind (b) (III D)—										
Egypt { Value	2,047	..
Straits Settlements { Value	1,500
India—Bombay { Value	1,095	..	11,261	7,715
Zanzibar { Value	1,103
British East Africa { Value	2,434
British Somaliland { Value	1,522
United Kingdom { Value	11,715	7,810	6,647	6,797	13,494
Perim { Value	12,647	4,971	1,062
Other British Possessions { Value	375	972	722	2,583	2,092
TOTAL, BRITISH EMPIRE { Value	27,171	16,348	9,953	22,688	24,404

Total quantities and value of articles exported—contd.

823

Articles, and countries of final destination.	Quantity.					Value.				
	1924-25.	1925-26.	1926-27.	1927-28.	1928-29.	1924-25.	1925-26.	1926-27.	1927-28.	1928-29.
LACQUERED WARE (III-H)—						Rs.	Rs.	Rs.	Rs.	Rs.
Other British Possessions .. Value	220
TOTAL, BRITISH EMPIRE .. "	220
Other Foreign Countries .. "
TOTAL, FOREIGN COUNTRIES .. "
TOTAL, BRITISH EMPIRE AND FOREIGN COUNTRIES .. "	220
LEATHER—										
<i>Hides and Skins (tanned or dressed) and Leather Hides (tanned or dressed)—Cow Hides (b) (III-I)—</i>										
Other British Possessions { Tons & Nos.
TOTAL, BRITISH EMPIRE { Tons & Nos.
Other Foreign Countries { Tons & Nos.	1/5	150
TOTAL, BRITISH EMPIRE AND FOREIGN COUNTRIES. { Tons & Nos.	1/5	150
<i>Buffalo Hides (a) (III-I)—</i>										
Other British Possessions { Tons & Nos.	1/20	50
TOTAL, BRITISH EMPIRE { Tons & Nos.	1/20	50
D'jibouti and Obokh .. { Tons & Nos.
Other Foreign Countries { Tons & Nos.	1/5	75
TOTAL, FOREIGN COUNTRIES. { Tons & Nos.	1/5	75
TOTAL, BRITISH EMPIRE AND FOREIGN COUNTRIES .. { Tons & Nos.	1/5	..	1/20	75	..	50
<i>Other Hides (c) (III-I)—</i>										
Other British Possessions { Tons & Nos.	—1/2	..	4/20	20	..	255
TOTAL, BRITISH EMPIRE { Tons & Nos.	—1/2	..	4/20	20	..	255
Other Foreign Countries .. { Tons & Nos.
TOTAL, FOREIGN COUNTRIES { Tons & Nos.
TOTAL, BRITISH EMPIRE AND FOREIGN COUNTRIES .. { Tons & Nos.	—1/2	..	4/20	20	..	255
TOTAL, HIDES, TANNED OR DRESSED .. { Tons & Nos.	8 1/2	..	5/20	245	..	305
<i>Skins tanned or dressed—Goat Skins, (a) (III-I)—</i>										
Straits Settlement .. { Tons & Nos.
Egypt .. { Tons & Nos.
Other British Possessions .. { Tons & Nos.
TOTAL, BRITISH EMPIRE { Tons & Nos.
D'jibouti and Obokh .. { Tons & Nos.	—2	1,800
Mossawah .. { Tons & Nos.
Other Foreign Countries { Tons & Nos.	5/20	500
TOTAL, FOREIGN COUNTRIES { Tons & Nos.	5/20	..	—2	500	..	1,800
TOTAL, BRITISH EMPIRE AND FOREIGN COUNTRIES .. { Tons & Nos.	400	..	940	500	..	1,800
<i>Sheep, Skins (b) (III-I)—</i>										
Somaliland .. { Tons & Nos.
Other British Possessions .. { Tons & Nos.
TOTAL, BRITISH EMPIRE { Tons & Nos.

824

No. 8—contd.

Total quantities and value of articles exported—contd.

Articles, and countries of final destination.	Quantity.					Value.				
	1924-25.	1925-26.	1926-27.	1927-28.	1928-29.	1924-25.	1925-26.	1926-27.	1927-28.	1928-29.
						Rs.	Rs.	Rs.	Rs.	Rs.
LEATHER—contd.										
<i>Skins, Tanned or Dressed—contd.</i>										
<i>Sheep, Skins (a) (III-1)—contd.</i>										
Djibouti { Tons & Nos.
Italy { Tons & Nos.
Nassowah { Tons & Nos.
Other Foreign Countries .. { Tons & Nos.
TOTAL, FOREIGN COUNTRIES { Tons & Nos.
TOTAL, BRITISH EMPIRE AND FOREIGN COUNTRIES { Tons & Nos.
<i>Other Skins (c) (III-1)—</i>										
Straits Settlements .. { Tons & Nos.
Other British Possessions { Tons & Nos.	1/20	1/20	..	328	..	50	300
TOTAL, BRITISH EMPIRE .. { Tons & Nos.	..	1	..	1/20	1/20	..	328	..	50	300
Djibouti and Obokh .. { Tons & Nos.	7/20	6	1/5	1/5	—2	4,275	3,535	3,360	3,770	1,995
Other Foreign Countries .. { Tons & Nos.	1/5	1/5	900	22	..
TOTAL, FOREIGN COUNTRIES { Tons & Nos.	7/20	6	1/5	4 1/5/20	—2	4,275	3,535	4,260	3,792	1,995
TOTAL, BRITISH EMPIRE AND FOREIGN COUNTRIES { Tons & Nos.	7/20	7	1/5	4 3/16/20	2 1/2	4,275	3,863	4,260	3,842	2,295
TOTAL, SKINS, TANNED OR DRESSED. { Tons & Nos.	7/20	7	1/5	4 3/16/20	—2 1/2/20	4,275	3,863	4,760	3,842	4,095
TOTAL, HIDES AND SKINS, TANNED OR DRESSED { Tons & Nos.	15 1/2	7	1/5	4 3/16/20	—4 1/2/20	4,520	3,863	5,065	3,842	4,095
<i>Unwrought (III-1)—</i>										
Other British Possessions .. Cwt.	..	1	150
TOTAL, BRITISH EMPIRE	1	150
Djibouti Cwt.
Other Foreign Countries	11	100
TOTAL, FOREIGN COUNTRIES Cwt.	11	100
TOTAL, BRITISH EMPIRE AND FOREIGN COUNTRIES	11	1	100	150
<i>Baggage trunks and travelling requisites—</i>										
Other Foreign Countries .. Value	80
TOTAL, FOREIGN COUNTRIES	80
TOTAL, BRITISH EMPIRE AND FOREIGN COUNTRIES	80
<i>Manufactures (excluding boots and shoes)—</i>										
<i>Saddlery and Harness (a) (III-1)—</i>										
Somaliland Value
Zanzibar and Pemba
Other British Possessions	375	370	125	200	271
TOTAL, BRITISH EMPIRE .. Value	375	370	125	200	271
Djibouti and Obokh .. Value	1,995	..	1,050	3,170	..
Other Foreign Countries	58	326	114	300	573
Gaizan
TOTAL, FOREIGN COUNTRIES	2,058	326	1,164	3,470	573
TOTAL, BRITISH EMPIRE AND FOREIGN COUNTRIES	2,431	696	1,289	3,670	844

No. 8—contd.

Total quantities and value of articles exported—contd.

Articles, and countries of final destination.	Quantity.					Value.				
	1924-25.	1925-26.	1926-27.	1927-28.	1928-29.	1924-25.	1925-26.	1926-27.	1927-28.	1928-29.
LEATHER—contd.										
<i>Other Sorts (b) (III-I)—</i>						Rs.	Rs.	Rs.	Rs.	Rs.
India—Bombay Value
Perim
Other British Possessions	935	338	380	1,008	204
TOTAL, BRITISH POSSESSIONS	935	338	380	1,008	204
Kamran Value	1,480
Djibouti and Obokh	1,647	..	1,220	2,160	1,606
Italian E. Africa
Massowah
Other Foreign Countries	1,597	1,448	1,370	1,200	1,640
TOTAL, FOREIGN COUNTRIES	3,244	1,440	2,590	3,360	4,726
TOTAL, BRITISH EMPIRE AND FOREIGN COUNTRIES	4,179	1,778	2,970	4,368	4,930
TOTAL, LEATHER	11,230	6,487	9,324	11,880	9,949
LIQUORS—										
<i>Spirits (I-D)—</i>										
Bombay Gals.	..	165	3,535
Somaliland	732	846	664	238	257	11,292	13,882	10,030	5,334	5,565
Zanzibar
Perim	590	324	404	299	308	11,706	5,370	6,706	5,582	5,376
Karachi	200	6,000
United Kingdom
Other British Possessions	74	55	25	..	58	763	938	60	..	1,276
TOTAL, BRITISH EMPIRE ..	1,396	1,390	1,293	537	623	23,761	23,725	22,796	10,916	12,217
Kamran and Fusan	58	150	111	1,167	3,075	1,835
Italian East Africa	59	1,886	..
Hodeidah
Djibouti and Obokh
France	176	1,362
Turkey in Asia
Arabian Gulf Ports	200	1,010	..
Massowah
Other Foreign Countries	102	92	191	25	95	930	761	1,528	420	645
TOTAL, FOREIGN COUNTRIES ..	160	92	191	434	382	3,097	761	1,528	6,191	3,842
TOTAL, BRITISH EMPIRE AND FOREIGN COUNTRIES ..	1,556	1,482	1,484	971	1,005	25,258	24,486	24,324	17,107	16,059
<i>Other Sorts of Liquors (I-F)—</i>										
Somaliland	1,579	1,853	1,023	1,276	724	5,874	11,132	5,679	6,853	3,623
Perim	1,491	1,424	1,927	1,601	1,418	7,106	4,109	5,939	6,345	5,754
Zanzibar
India—Bombay
Other British Possessions	38	20	..	535	..	380	250	..	970
Calcutta	2,627	3,180
TOTAL, BRITISH EMPIRE ..	5,697	3,315	2,970	2,777	2,677	15,960	15,621	11,866	13,198	10,347
Kamran and Fusan	496	609	3,254	2,510
Egypt	52	3,600
Djibouti and Obokh	280	86	..	1,180	1,122	..
Hodeidah
Other Foreign Countries	128	59	98	..	73	720	386	1,071	..	602
Asiatic Turkey Levant and Black Sea	28	1,000
TOTAL, FOREIGN COUNTRIES ..	436	59	98	582	734	2,900	386	1,071	4,376	6,712
TOTAL, BRITISH EMPIRE AND FOREIGN COUNTRIES ..	6,133	3,374	3,068	3,359	3,411	18,860	16,007	12,939	17,574	17,059
TOTAL OF LIQUORS ..	7,689	4,856	4,552	4,330	4,416	44,718	40,493	37,263	34,681	33,118
MACHINERY AND MILLWORK OF ALL KINDS (III-J)—										
Natal Value	10,850
British Somaliland	1,252	1,291	1,378	1,729
United Kingdom	32,600	1,890	1,906	6,944	6,107
Karachi
Zanzibar and Pemba
Kenya Colony	1,500	1,227
Perim	2,480
India—Bombay	2,048	1,470
Other British Possessions	2,594	1,672	2,016	760	392
TOTAL, BRITISH EMPIRE	35,394	4,814	5,213	12,630	24,255
Gaizan
Egypt	2,100	..
Massowah
Italian East Africa	4,650	1,850	..
Res Hafoon	2,700	1,985
Hodeidah	1,000	2,080	7,810
Arabian Gulf Ports	18,395	10,560	3,595	6,050	11,224
Djibouti and Obokh	20,098	3,898	2,184	5,763	5,229
Kamran	1,161	70,405
Asiatic Turkey, Persian Gulf
Mokha	2,085	3,035
Other Foreign Countries	2,671	1,069	1,105	2,160
Jeddah	1,000	..	2,986
Germany	1,000
TOTAL, FOREIGN COUNTRIES	40,493	17,129	15,484	24,894	1,01,848
TOTAL, BRITISH EMPIRE AND FOREIGN COUNTRIES	75,887	21,943	20,697	37,524	1,26,103
MANURES—										
<i>Waxes (a) (II, S)—</i>										
India—Karachi Tons	50	3,606
Other British Possessions	15	2	3	1	—2	388	150	125	200	20
United Kingdom
Ceylon	87	235	53	24	..	3,292	4,305	5,97	1,500	..
TOTAL, BRITISH EMPIRE ..	102	237	61	26	50—2	3,680	4,455	1,006	1,700	3,626

826

No. 8—contd.

Total quantities and value of articles exported—contd.

Articles, and countries of final destination.	Quantity.					Value.				
	1924-25.	1925-26.	1926-27.	1927-28.	1928-29.	1924-25.	1925-26.	1926-27.	1927-28.	1928-29.
MANURES—contd.						Rs.	Rs.	Rs.	Rs.	Rs.
<i>Bones (a) (II-S)—contd.</i>										
France... .. Tons	—3
Other Foreign Countries	—3
TOTAL, FOREIGN COUNTRIES	61	..	—3	2
TOTAL, BRITISH EMPIRE AND FOREIGN COUNTRIES ..	102	237	..	25	50—5	3,680	4,455	6,100	1,700	3,628
<i>Fish Manures and Guano (b) (II-S)—</i>										
Egypt
United Kingdom	2	90
Other British Possessions
Ceylon	30	1,000
TOTAL, BRITISH EMPIRE ..	30	2	1,000	90
Belgium
Arabian Gulf Ports	19	25	40	1,500	1,000	1,600
Germany	36	..	556	..
Other Foreign Countries	1	..	14	2	51
Djibouti and Obokh
TOTAL, FOREIGN COUNTRIES ..	19	26	40	14	2	1,500	1,036	1,600	556	51
TOTAL, BRITISH EMPIRE AND FOREIGN COUNTRIES ..	49	26	40	14	4	2,500	1,036	1,600	556	141
TOTAL MANURES ..	151	263	101	39	54—5	6,180	5,491	7,700	2,256	3,769
MATS AND MATTING (EXCEPT COIR AND CAOUTCHOUC) (III. V)—										
Somaliland Sq. yds.	11,360	1,682	..
Zanzibar and Pemba	2,000	1,600
Other British Possessions ..	2,000	980	7,080	1,960	2,640	422	353	596	161	566
TOTAL, BRITISH EMPIRE ..	4,000	980	7,080	13,320	2,640	2,022	353	596	1,843	566
Jeddah
Arabian Gulf Ports	25,640	28,600	4,872	3,618	5,244	1,004
Djibouti and Obokh
Hodeidah
Massowah
Italian East Africa	6,840	1,200
Other Foreign Countries	12,558	9,628	1,600	1,120	5,284	2,215	1,852	700	308	1,221
TOTAL, FOREIGN COUNTRIES ..	12,558	9,628	34,080	29,720	10,156	2,215	1,852	5,518	5,552	2,225
TOTAL, BRITISH EMPIRE AND FOREIGN COUNTRIES ..	16,558	10,608	41,160	43,040	12,796	4,237	2,205	6,114	7,395	2,791
METALS AND ORES—										
<i>Brass, Bronze and similar Amalgams—</i>										
<i>Unwrought (a) (III. L)—</i>										
India—Bombay... .. Cwt.
TOTAL, BRITISH EMPIRE
Other Foreign Countries
TOTAL, FOREIGN COUNTRIES
TOTAL, BRITISH EMPIRE AND FOREIGN COUNTRIES
<i>Wrought (b) (III. L)—</i>										
India—Bombay... ..	379	267	198	169	363	12,338	7,676	5,370	5,950	7,760
Calcutta
Suakin and Port Soudan
United Kingdom
Other British Possessions ..	15	44	9	54	½	735	2,585	200	1,475	79
TOTAL, BRITISH EMPIRE ..	394	311	207	223	363½	13,073	10,261	5,570	7,425	7,839
Turkey in Europe Cwts.	4	1,000
Kamran	9	1,185
Djibouti and Obokh	150	181	133	49	69	4,671	6,507	3,645	1,000	2,964
Arabian Gulf Ports	64	49	22	49	39	5,529	4,905	1,882	3,835	2,376
France	10	1,100
Massowah
Other Foreign Countries	27	19	24	10	60	1,530	1,485	1,247	746
TOTAL, FOREIGN COUNTRIES ..	224½	257	174	122	131	11,350	12,942	6,512	6,082	8,271
TOTAL, BRITISH EMPIRE AND FOREIGN COUNTRIES ..	618½	568	381	345	494½	24,423	23,203	12,082	13,507	16,110
<i>Copper—</i>										
<i>Ores (II. F)—</i>										
Other Foreign Countries .. Tons
TOTAL, FOREIGN COUNTRIES
<i>Old for remanufacture (a) (II. F)—</i>										
India—Bombay... .. Cwt.
Other British Possessions
TOTAL, BRITISH EMPIRE
Djibouti
Austria
Other Foreign Countries
TOTAL, FOREIGN COUNTRIES
TOTAL, BRITISH EMPIRE AND FOREIGN COUNTRIES

No. 8—contd.

Total quantities and value of articles exported—contd.

Articles, and countries of final destination.	Quantity.					Value.				
	1924-25.	1925-26.	1926-27.	1927-28.	1928-29.	1924-25.	1925-26.	1926-27.	1927-28.	1928-29.
METALS AND ORES—contd.										
<i>Copper—Wrought (Sheets and other manufactures) (c) (III-L)—contd.</i>										
<i>Wrought (Sheets and other manufactures) (c) (III-L)—</i>										
Cutch and Kathiawar .. Cwt.	..	20	1,050
Somaliland	11	1,250	..
India—Bombay	78	50	42	43	129	3,003	1,625	1,385	1,775	3,715
Other British Possessions ..	2	5	38	22	5	264	475	1,060	760	275
TOTAL, BRITISH EMPIRE ..	80	75	80	76	134	3,267	3,150	2,465	3,785	3,990
D'jibouti and Obokh	111	292	215	294	165	6,805	15,851	8,490	12,924	6,633
Kamran	65	3,498	..
Arabian Gulf Ports	59	23	20	25	41	3,144	1,395	1,251	1,854	1,762
Massowah
Mokha	44	37	1,838	1,637	..
Hodeidah	66	53	3,220	1,146
Other Foreign Countries ..	24	47	9	18	105	1,260	2,199	725	843	2,718
TOTAL, FOREIGN COUNTRIES ..	194	362	288	505	364	11,009	19,445	12,294	23,948	12,249
TOTAL, BRITISH EMPIRE AND FOREIGN COUNTRIES ..	274	437	368	581	498	14,276	22,595	14,759	27,731	16,239
TOTAL, COPPER (excluding ORE) ..	274	437	368	581	498	14,276	22,595	14,759	27,731	16,239
IRON OR STEEL—										
<i>Pigs (b-i) (III-K)—</i>										
Other Foreign Countries .. Tons
TOTAL, FOREIGN COUNTRIES
TOTAL, BRITISH EMPIRE AND FOREIGN COUNTRIES
<i>Manufactures—</i>										
<i>Anchor and Cable (b-i) (III-K)—</i>										
Zanzibar
Perim
United Kingdom
Other British Possessions ..	1	1	1	1	1	99	720	102	159	262
TOTAL, BRITISH EMPIRE ..	1	1	1	1	1	99	720	102	159	262
Massowah	3	2,690
Dunkali Coast
D'jibouti and Obokh
Other Foreign Countries ..	3	2	2	3	4	927	1,089	713	748	974
TOTAL, FOREIGN COUNTRIES ..	6	2	2	3	4	3,617	1,089	713	748	974
TOTAL, BRITISH EMPIRE AND FOREIGN COUNTRIES ..	6 1/2	3	2-5	4	5	3,716	1,809	815	907	1,236
<i>Angle, bolt and rod (b-ii) (III-K)—</i>										
Perim
Other British Possessions ..	5	4	3	485	860	543
TOTAL, BRITISH EMPIRE ..	5	4	3	485	860	543
D'jibouti
Massowah
Other Foreign Countries ..	1	1	1	1	1	380	790	805	345	684
TOTAL, FOREIGN COUNTRIES ..	1	1	1	1	1	380	790	805	345	684
TOTAL, BRITISH EMPIRE AND FOREIGN COUNTRIES ..	6	5	1	1	4	865	1,650	805	345	1,227
<i>Bars and Channel (b-iii) (III-K)—</i>										
Zanzibar
Perim
Bombay
Somaliland
Other British Possessions ..	1	4	5	6	8	169	601	617	719	964
TOTAL, BRITISH EMPIRE ..	1	4	5	6	8	169	601	617	719	964
Jeddah	10	1,502	..
Lohia	18	2,114
Italian East Africa	13	2,441
Massowah	43	18	..	26	142	7,250	2,475	..	2,135	12,993
Konfidah	15	48	35	1,782	4,718	3,272
Hodeidah	75	78	116	180	51	15,404	13,536	6,943	19,360	6,651
Medi	38	29	47	57	33	6,335	3,770	5,669	6,298	3,336
Mokha	87	26	108	87	68	11,849	3,734	13,622	7,178	7,114
Arabian Gulf Ports	9	6	14	23	8	1,740	1,052	2,083	2,761	1,111
D'jibouti and Obokh	83	272	268	237	..	10,873	33,855	35,078	24,725
Gaizan	7	10	14	37	19	1,249	1,510	1,184	3,660	1,850
Other Foreign Countries ..	12	14	6	12	16	1,849	1,650	809	1,122	2,114
Kamran	10	1,142
Dunkali Coast	11	1,137	..
TOTAL, FOREIGN COUNTRIES ..	284	269	620	739	609	48,117	38,600	80,203	84,939	63,156
TOTAL, BRITISH EMPIRE AND FOREIGN COUNTRIES ..	285	273	625	745	617	48,286	39,201	80,820	85,658	64,120
<i>Hoops and Stripes (b-iv) (III-K)—</i>										
United Kingdom
Other British Possessions
TOTAL, BRITISH EMPIRE
Massowah
Other Foreign Countries ..	70	60
TOTAL, FOREIGN COUNTRIES ..	70	60
TOTAL, BRITISH EMPIRE AND FOREIGN COUNTRIES ..	70	60

828

No. 8—contd.

Total quantities and value of articles exported—contd.

Articles, and countries of final destination.	Quantity.					Value.				
	1924-25.	1925-26.	1926-27.	1927-28.	1928-29.	1924-25.	1925-26.	1926-27.	1927-28.	1928-29.
						Rs.	Rs.	Rs.	Rs.	Rs.
METALS AND ORES—contd.										
IRON OR STEEL—contd.										
<i>Manufactures—contd.</i>										
<i>Nails, screws, rivets and washers (b-v) (III-K)—</i>										
Swakin and Port Soudan Tons
Perim
Bombay	3	1,305
Somaliland	1	..	4	1,224
Other British Possessions ..	3	2	..	3	..	1,554	834	292	1,112	..
Egypt
TOTAL, BRITISH EMPIRE ..	3	2	4	3	4	1,554	834	1,516	1,112	1,305
Massowah	2	1,262
Jeddah	5	8	2	1,375	3,946	1,052
D'jibouti and Obokh	34	13	8	12	8	11,425	3,487	2,113	2,933	2,016
Italian East Africa	3	1,515
Hodeidah	3	..	4	1,670	1,207	1,167
Mokha	3	1,189
Arabian Gulf Ports	4	5	1,098	1,305
Kamaran	6	3	1,880	1,073
Lohia	3	1,104	..
Other Foreign Countries ..	8	14	15	7	12	3,237	5,222	4,674	2,696	3,948
TOTAL, FOREIGN COUNTRIES ..	48	33	35	40	30	17,521	11,178	10,844	13,657	9,394
TOTAL, BRITISH EMPIRE AND FOREIGN COUNTRIES ..	51	35	39	43	34	19,075	12,012	12,360	14,769	10,699
<i>Old for re-manufacture (II-F)—</i>										
India—Bombay
Other British Possessions	1	14	..	57	100	15
TOTAL, BRITISH EMPIRE	1	14	..	57	100	15
Mokha	13	1,906
Hodeidah	21	1,710	1,817
Other Foreign Countries ..	0	18	22	4	21	..	1,677	..	274	1,783
Massowah
TOTAL, FOREIGN COUNTRIES ..	22	30	22	4	21	1,906	3,387	1,817	274	1,783
TOTAL, BRITISH EMPIRE AND FOREIGN COUNTRIES ..	22-8	30	22-9	4-2	22	1,920	3,387	1,874	374	1,798
<i>Pipes and fittings, cast (b-vi) (III-K)—</i>										
Australia	1	1,643
Bombay
Other British Possessions	2	-1	400	658	5
British Somaliland	1	..	7	1,690
Karachi	2	2,700
TOTAL, BRITISH EMPIRE ..	3	..	8	2	-1	3,100	..	3,333	658	5
Kamaran	5	..	11	1,400	..	1,800
D'jibouti	1	1,000
Arabian Gulf Ports	2	21	8	4,442	7,596	1,265
Other Foreign Countries ..	-2	1	6	6	2	40	115	443	664	926
TOTAL, FOREIGN COUNTRIES ..	8-2	22	25	6	2	6,882	7,711	3,508	664	226
TOTAL, BRITISH EMPIRE AND FOREIGN COUNTRIES ..	11-2	22	33	8	2-1	9,982	7,711	6,841	1,322	931
<i>Sheets and plates (including galvanized and tinned plates (b-vii) (III-K)—</i>										
Bombay
Perim
Somaliland	16	19	5	4,623	5,200	1,200
Ceylon	2	2,000
Other British Possessions	2	18	268
TOTAL, BRITISH EMPIRE	20	19	5	..	18	6,891	5,200	1,200
Massowah
D'jibouti and Obokh	5	58	28	818	72	1,540	23,520	3,524	1,89,896	16,902
Italian East Africa
Farsan
German East Africa
Other Foreign Countries	6	2	2	3	56	843	566	335	795
TOTAL, FOREIGN COUNTRIES ..	5-6	64	30	820	75	1,596	24,363	4,090	1,90,231	17,697
TOTAL, BRITISH EMPIRE AND FOREIGN COUNTRIES ..	5-6	64-2	50	839	80	1,596	24,381	10,981	1,95,431	18,897
<i>Tubes and fittings, wrought (b-viii) (III-K)—</i>										
Perim
Other British Possessions	-2	230
United Kingdom	15	2,309
TOTAL, BRITISH EMPIRE ..	15	-2	2,309	230
D'jibouti	150	79,450
Other Foreign Countries	-5	..	100	30
TOTAL, FOREIGN COUNTRIES ..	150	-5	79,450	100	30
TOTAL, BRITISH EMPIRE AND FOREIGN COUNTRIES ..	165	-7	81,759	100	260

No. 8—contd.
Total quantities and value of articles exported—contd.

Articles, and countries of final destination.	Quantity.					Value.				
	1924-25.	1925-26.	1926-27	1927-28.	1928-29.	1924-25.	1925-26.	1926-27	1927-28.	1928-29.
METALS AND ORES—contd.										
IRON OR STEEL—contd.										
Manufactures—contd.										
Other manufactures of Iron or Steel (b-ix) (III-K)—										
Somaland Tons
United Kingdom
Perim	1	1,124
India—Bombay	87	12,395
Other British Possessions ..	3	1	35	2	1	992	170	40	408	164
TOTAL, BRITISH EMPIRE ..	90	1	1-3	2	1	13,387	170	1,164	408	164
Arabian Gulf Ports	6	7	7	1,322	1,334	1,104	..
Kamaran	29	9,250
Medi	13	29	1,378	2,800
Djibouti and Obokh	11	75	19	7	..	1,739	8,339	2,315	1,995
Hodeidah	18	52	30	8	12	4,520	11,710	4,862	1,190	2,200
Massowah	14	9	1	2,850	1,404	1,625
Italian East Africa
United States of America
Jeddah
Mokha	47	28	27	21	13	7,846	4,743	4,166	2,136	2,092
Gaizan
Other Foreign Countries ..	18	4	12	5	20	3,370	930	1,509	676	2,398
TOTAL, FOREIGN COUNTRIES ..	97	122	180	60	82	18,596	23,226	23,010	7,421	19,560
TOTAL, BRITISH EMPIRE AND FOREIGN COUNTRIES ..	187	123	181-3	62	83	31,973	23,396	24,174	7,829	19,724
TOTAL, IRON OR STEEL (EXCLUDING ORE) ..	739-8	564-5	953-17	1,708-2	847-8	1,90,232	1,13,647	1,38,670	3,06,635	1,18,892
LEAD ORE—										
Bombay Cwt.
Other British Possessions
TOTAL, BRITISH EMPIRE
Pig (b) (III-L)—										
Perim
TOTAL, BRITISH EMPIRE
Other Foreign Countries	10	10	300	175	..
TOTAL, FOREIGN COUNTRIES	10	10	300	175	..
TOTAL, BRITISH EMPIRE AND FOREIGN COUNTRIES	10	10	300	175	..
Other sorts (b) (III L)—										
Bombay	133	1,046
Other British Possessions ..	46-112	..	8	11	..	55	..	160	625	..
TOTAL, BRITISH EMPIRE ..	46-112	..	8	11	133	55	..	160	625	1,046
Hodeidah	44	1,500
Djibouti	109	245	1,920	5,018
Other Foreign Countries ..	8	40	19	32	13	250	1,010	540	780	492
TOTAL, FOREIGN COUNTRIES ..	117	40	63	32	258	2,170	1,010	2,040	780	5,510
TOTAL, BRITISH EMPIRE AND FOREIGN COUNTRIES ..	117-48	40	71	43	391	2,225	1,010	2,200	1,405	6,556
Manganese Ore (II D)—										
Other British Possessions Tons
TOTAL, BRITISH POSSESSIONS
TOTAL, BRITISH EMPIRE AND FOREIGN COUNTRIES
IRON—										
Wrought, including plates or sheets, not being tinned iron (a) (III L)—										
Egypt Cwt.
Bombay	254	3,480
Zanzibar
Other British Possessions ..	1	1	2	4	1	44	76	74	525	32
TOTAL, BRITISH EMPIRE ..	255	1	2	4	1	3,504	76	74	525	32
Massowah
Arabian Gulf Ports	53	1,074	..
Djibouti and Obokh	26	35	30	27	..	3,475	1,365	1,343	1,435
Hodeidah	17	15	..	20	21	3,450	1,740	..	2,120	1,100
Other Foreign Countries ..	24	35	63	10	39	1,096	2,571	2,088	496	1,298
TOTAL, FOREIGN COUNTRIES ..	41	76	98	113	97	4,546	7,785	3,453	4,973	3,833
TOTAL, BRITISH EMPIRE AND FOREIGN COUNTRIES ..	296	761	100	117	98	8,050	7,862	3,527	5,498	3,865
ZINC OR SPELTER, ALL SORTS (III L)—										
India—Bombay Cwt.	140	182	82	114	..	2,060	4,005	1,885	2,430	..
Zanzibar
Perim
Other British Possessions	2	19	6	62	..	39	401	400	630
TOTAL, BRITISH EMPIRE ..	140	184	101	120	62	2,060	4,044	2,346	2,830	630
Mokha
Japan
Djibouti and Obokh	104	270	..	116	66	2,405	4,056	..	3,428	1,328
Other Foreign Countries ..	1	3	8	10	9	15	50	324	200	397
TOTAL, FOREIGN COUNTRIES ..	105	273	8	126	65	2,420	4,106	324	3,628	1,725
TOTAL BRITISH EMPIRE AND FOREIGN COUNTRIES ..	245	457	109	246	127	4,480	8,150	2,670	6,458	2,355

Total quantities and value of articles exported—contd.

Articles, and countries of final destination.	Quantity.					Value.				
	1924-25.	1925-26.	1926-27.	1927-28.	1928-29.	1924-25.	1925-26.	1926-27.	1927-28.	1928-29.
METALS AND ORES—contd.										
METALS, UNENUMERATED (III-L)—						Ra.	Ra.	Ra.	Ra.	Ra.
Kenya Colony .. Cwt.	52	1,230
Somaliland	36	38	78	64	49	6,345	3,380	6,012	4,926	4,160
Bombay	51	1,093	7,245	2,800
Anglo-Egyptian Sudan	106	19
Perim	15	1,960	1,107
Strait Settlement	38	3	1,180	..
Other British Possessions ..	6	18	36	12	17	719	754	1,410	705	250
TOTAL, BRITISH EMPIRE	93	71	114	220	140	8,157	6,094	7,422	14,056	9,547
Independent Somali Ports ..	29	42	29	64	49	3,083	4,966	3,113	4,588	3,819
D'Ilboubt and Obokh	176	142	274	271	259	17,888	12,049	20,152	14,390	18,495
Massowah	75	136	93	72	19	3,476	5,934	3,956	2,408	1,385
Italian East Africa	43	20	62	55	86	4,130	1,781	4,480	4,102	7,360
Hodeidah	183	393	184	339	23	6,194	13,745	5,101	10,345	1,680
Mokha	210	162	92	137	86	7,093	6,004	3,491	3,745	7,290
Arabian Gulf Ports	140	99	163	215	320	14,145	6,496	12,736	17,809	19,168
Gaizan	24	26	1,030	1,300
Medi	145	94	66	96	..	5,380	2,768	1,850	4,130	..
Other Foreign Countries	28	59	89	61	34	1,449	3,416	4,043	2,204	1,820
Germany	120	2,700
Lohia	66	46	102	63	..	2,030	1,230	3,780	2,180	..
Java	30	104	137	116	..	1,000	3,150	5,120	3,800	..
Kamran	38	18	1,406	1,031
Ras Hofoon	23	46	1,661	3,726
Jeddah	31	1,530	..
Dunkali Coast	53	3,962
TOTAL, FOREIGN COUNTRIES ..	1,269	1,297	1,291	1,581	1,019	69,598	61,533	67,822	74,298	71,016
TOTAL, BRITISH EMPIRE AND FOREIGN COUNTRIES	1,362	1,368	1,405	1,801	1,159	77,755	67,627	75,244	88,354	80,563
Oils, UNENUMERATED (II-D)—										
Other Foreign Countries .. Tons.	6	2,860
Other British Possessions	1	202
TOTAL, BRITISH EMPIRE	1	302
Java	2	1,060
Hodeidah	5	2,265
Mokha	3	1,587
M. Massowah	3	1,129
Mica—										
Other British Possessions .. Cwt.	10	800
TOTAL, BRITISH EMPIRE	10	800
TOTAL, FOREIGN COUNTRIES	19	8,991
TOTAL, BRITISH EMPIRE AND FOREIGN COUNTRIES	20	9,093
TOTAL, METALS AND ORES	885-0-81	712	1,776-1	1,863-5	1,005-7	3,30,441	2,44,094	2,49,452	4,49,763	2,53,673
MICA (II-J)—										
Other Foreign Countries .. Cwt.	1	25
TOTAL, FOREIGN COUNTRIES	1	25
TOTAL, BRITISH EMPIRE AND FOREIGN COUNTRIES	1	..	10	25	..	800
Oils (II-G)—										
Articles—										
United Kingdom .. Gals.
Other British Possessions ..	36	1/8
.. Gals.	400	..	1/8	1/8	..	700	..	12	10	..
TOTAL, BRITISH EMPIRE	36	67	..	700	..	12	10	..
.. Gals.	400	..	1/8	748
Jeddah	21	1,320	1,092	..
.. Gals.	1017
Medi	114	1,560
.. Gals.	1576
Massowah	542	..	115	4,684	..	1,344
.. Gals.	6,071	..	1575
Persia
Other Foreign Countries ..	232	18	..	27	39
.. Gals.	2,589	204	22	304	436	2,171	265	1,223	496	777
TOTAL, FOREIGN COUNTRIES ..	774	18	402	94	39	6,855	265	5,447	1,588	777
.. Gals.	8,660	204	1575	1,062	436
TOTAL, BRITISH EMPIRE AND FOREIGN COUNTRIES	810	18	410	95	39	7,555	265	5,459	1,598	777
.. Gals.	9,060	204	1576	1,068	436

Total quantities and value of articles exported—contd.

Articles, and countries of final destination.	Quantity.					Value.				
	1924-25.	1925-26.	1926-27.	1927-28.	1928-29.	1924-25.	1925-26.	1926-27.	1927-28.	1928-29.
						Rs.	Rs.	Rs.	Rs.	Rs.
<i>Oils—contd.</i>										
<i>Essential—contd.</i>										
<i>Lemongrass (II G)—</i>										
Other British Possessions	Lbs. & Gals.
TOTAL, BRITISH EMPIRE	Lbs. & Gals.
D'jibouti	Lbs. & Gals.
Other Foreign Countries	Lbs. & Gals. ..	210	177
TOTAL, FOREIGN COUNTRIES	Lbs. & Gals. ..	210	177
TOTAL, BRITISH EMPIRE AND FOREIGN COUNTRIES	Lbs. & Gals. ..	210	177
<i>Sandalwood Oil (II-G)—</i>										
Other British Possessions	Lbs. & Gals.
TOTAL, BRITISH EMPIRE	Lbs. & Gals.
Other Foreign Countries	Lbs. & Gals.	240	190
TOTAL, FOREIGN COUNTRIES	Lbs. & Gals.	240	190
TOTAL, BRITISH EMPIRE AND FOREIGN COUNTRIES	Lbs. & Gals.	240	190
<i>Oil—</i>										
<i>Essential—</i>										
<i>Other Sorts (II G)—</i>										
United Kingdom	Gals.
Other British Possessions	Lbs. & Gals.	40	..	50	60
Anglo-Egyptian Sudan	Lbs. & Gals.	4	2,500	3,600	..
TOTAL, BRITISH EMPIRE	Lbs. & Gals.	40	2,500	50	60	3,600	75
D'jibouti	Lbs. & Gals.	1,988	1,283
Hodeidah	Lbs. & Gals.	196
Massowah	Lbs. & Gals.
Other Foreign Countries	Lbs. & Gals. ..	370	700	920	240	505	541	694	530	200
TOTAL, FOREIGN COUNTRIES	Lbs. & Gals. ..	370	700	920	2,228	505	541	694	530	1,483
TOTAL, BRITISH EMPIRE AND FOREIGN COUNTRIES	Lbs. & Gals. ..	370	700	3,420	2,278	505	541	754	4,130	1,558
<i>Mineral—</i>										
<i>Benzine, Benzol, Petrol and other Motor spirits, (a) (II-G)—</i>										
British East Africa	Gals. ..	2,000	5,700
Perim	..	1,552	1,000	1,520	1,736	2,600	1,510	2,288	2,604	2,980
British Somaliland	..	4,144	10,624	4,472	16,086	7,045	16,189	6,685	24,190	14,201
Other British Possessions	44	24	20	..	71	80	30	..
Seychelles	1,800	2,400	3,208	..	2,700	3,600	4,725	..
TOTAL, BRITISH EMPIRE	..	5,696	15,468	8,416	21,060	9,645	26,170	12,603	31,549	17,181
Arabian Gulf Ports	..	4,271	8,064	8,488	10,600	7,644	12,884	13,306	16,265	30,286
Ras Hafoon	..	960	1,200	1,750	1,900	..
Independent Somali Ports	..	3,044	5,332
Hodeidah	..	800	1,360	..	880	1,355	2,105	..	1,325	..
Massowah	4,000	6,100
Gaizan	..	1,040	672	1,805	1,106	1,125
D'jibouti	..	11,360	20,272	2,552	35,528	19,889	44,865	3,928	51,169	17,485
Other Foreign Countries	..	160	816	1,792	1,048	632	280	2,745	1,621	792
Italian East Africa	..	14,800	16,800	24,350	25,475
Mocha	2,364	..	1,160	..	3,810	..	1,740
TOTAL, FOREIGN COUNTRIES	..	36,435	60,984	15,196	49,256	62,405	94,852	23,695	72,270	51,428
TOTAL, BRITISH EMPIRE AND FOREIGN COUNTRIES	..	42,131	76,452	23,612	70,316	72,050	1,19,022	36,298	1,03,819	68,609

No. 8—contd.

Total quantities and value of articles exported—contd.

Articles, and countries of final destination.	Quantity.					Value.				
	1924-25.	1925-26.	1926-27.	1927-28.	1928-29.	1924-25.	1925-26.	1926-27.	1927-28.	1928-29.
Oils—contd.										
Kerosene (b) (II G)—						Rs.	Rs.	Rs.	Rs.	Rs.
Somaliland Gals.	16,048	12,504	8,452	9,992	9,376	14,530	8,875	6,213	7,785	6,663
Perim "	7,618	6,960	16,248	11,624	9,472	6,813	5,716	13,763	9,116	7,518
Seychelles "	6,000	17,072	18,640	4,808	2,400	4,875	13,754	14,600	3,850	2,000
Zanzibar "	..	9,600	..	12,624	4,000	..	7,210	..	11,124	2,600
British East Africa "	8,200	29,200	4,400	6,680	21,900	3,725
Other British Possessions "	96	36	424	108	492	84	29	344	83	369
Cutch and Kathiawar "	..	3,600	37,120	25,604	2,720	29,165	19,203	..
TOTAL, BRITISH EMPIRE "	37,952	78,972	85,284	64,760	25,740	32,982	60,204	67,810	51,161	19,050
Mozambique "	2,400	3,000
Dunkali Coast "	6,952	4,560	..	1,516	3,816	6,650	3,832	..	1,188	2,912
Independent Somali Ports "	4,038	2,912	5,992	8,396	6,048	3,853	2,529	4,631	6,606	4,913
Italian East Africa "	13,696	44,160	15,936	38,232	16,112	12,321	35,949	13,230	31,344	11,679
Confidah "	..	1,600	..	5,604	1,200	4,403	..
Gaizan "	2,168	2,400	..	2,000	..	1,878	2,100	..	1,650	..
Lohia "	4,000	3,250
Jeddah "
Madagascar "
Hodeidah "	4,896	5,600	..	40,208	5,600	4,884	6,200	..	28,382	4,200
Kamaran Fursan "	5,204	2,368	..	3,216	2,800	4,640	2,155	..	2,667	2,100
Mokha "	95,644	61,092	5,484	..	5,672	89,996	54,636	4,212	..	4,276
Arabian Gulf Ports "	98,900	67,832	138,472	102,636	82,804	95,057	55,363	1,05,045	79,636	59,525
Medi "	4,600	8,800	3,900	8,600
Ras Hafoon "	2,088	2,480	1,666	1,905
D'jibouti and Obokh "	79,938	37,656	20,448	72,768	15,296	74,811	30,161	15,131	57,315	10,612
Other Foreign Countries "	1,568	496	403	656	105	1,546	410	422	500	80
TOTAL, FOREIGN COUNTRIES "	321,850	237,876	188,272	277,320	143,133	3,02,785	2,01,835	1,43,871	2,15,377	1,05,202
TOTAL, BRITISH EMPIRE AND FOREIGN COUNTRIES "	359,812	316,848	278,556	342,080	168,873	2,35,767	2,62,039	2,11,681	2,66,538	1,24,252
Mineral—										
Other kinds (b) (II-G)—										
Suakin and Port Soudan "
Perim "
Somaliland "	543	1,784	2,607	4,161	4,876	1,449	3,080	5,465	7,418	7,169
Seychelles "	5,040	3,000
Zanzibar "	427	235	1,120	1,190
Other British Possessions "	25	16	16	338	188	90	32	82	698	405
Egypt "
TOTAL, BRITISH EMPIRE "	995	1,800	2,623	4,499	10,339	2,659	3,692	5,547	8,116	11,764
D'jibouti and Obokh "	42,543	39,549	26,379	12,913	7,373	14,239	16,399	12,539	15,809	10,160
Jeddah "	897	1,214	..
Arabian Gulf Ports "	387	1,540	1,344	1,875	4,302	1,280	3,262	2,162	2,966	8,945
Hodeidah "	705	1,195	..
Other Foreign Countries "	2,166	956	752	946	1,148	971	1,493	2,046	806	1,527
Kamaran "	502	882	6,136	1,510	1,400	6,810
Ras Hafoon "	5,410	5,990	..
TOTAL, FOREIGN COUNTRIES "	45,096	42,045	38,977	23,428	18,959	16,400	21,154	18,257	29,380	27,451
TOTAL, BRITISH EMPIRE AND FOREIGN COUNTRIES "	46,091	43,845	41,600	27,927	29,298	19,149	24,846	23,804	37,496	39,215
Vegetable, non-essential—										
Castor (a) (II G)—										
Other British Possessions { Cwt. & Gals.	7	240
TOTAL, BRITISH EMPIRE { Cwt. & Gals.	7	240
Other Foreign Countries { Cwt. & Gals.	80
TOTAL, FOREIGN COUNTRIES { Cwt. & Gals.	80
TOTAL, BRITISH EMPIRE AND FOREIGN COUNTRIES { Cwt. & Gals.	7	240
Cocconut (b) (II G)—										
British Somaliland { Cwt. & Gals.
Other British Possessions { Cwt. & Gals.	18	31	17	27	40	794	1,154	600	1,046	1,358
TOTAL, BRITISH EMPIRE { Cwt. & Gals.	18	31	17	27	40	794	1,154	600	1,046	1,358

No. 8—contd.

Total quantities and value of articles exported—contd.

Articles, and countries of final destination.	Quantity.					Value.				
	1924-25.	1925-26.	1926-27.	1927-28.	1928-29.	1924-25.	1925-26.	1926-27.	1927-28.	1928-29.
<i>Oils—contd.</i> <i>Vegetable, non-essential—contd.</i> Sesamum (Til or Jinjil) (B) (II C) -						Rs.	Rs.	Rs.	Rs.	Rs.
Somaliland	Cwt. & Gals. 78 120 96 144 378					2,934	4,718	3,458	5,405	9,96
Perin	Cwt. & Gals. 51 44 65 51 116					1,667	1,709	2,301	1,640	3,89
Anglo-Egyptian Sudan	1,01
Other British Possessions	Cwt. & Gals. 26 4 2 .. 3					805	150	49	..	13
Zanzibar
TOTAL, BRITISH EMPIRE	Cwt. & Gals. 155 168 163 195 516					5,206	6,577	5,808	7,045	15,036
Massowah	Cwt. & Gals. .. 86 .. 29	3,512	..	1,199	..
Jeddah	Cwt. & Gals. 112 57 49 45 ..					3,800	2,000	1,582	1,800	..
Arabian Gulf Ports	Cwt. & Gals. 5,017 2,908 2,987 3,578 4,218					1,52,883	98,770	1,21,820	1,27,851	1,48,071
Muscat
Italian East Africa	Cwt. & Gals. 35 900 150 173 615					1,250	31,800	5,431	6,767	21,308
Djibouti and Obokh	Cwt. & Gals. 208 593 515 833 1,911					9,673	20,314	17,190	30,524	60,945
Kamaran and Furan	1,000
Independent Somali Ports	Cwt. & Gals. 129 254 197 394 371					4,631	9,213	6,903	13,944	13,111
Madagascar
Hodeidah
Ras Hafon	Cwt. & Gals. .. 55 47 171 416					..	1,990	1,680	6,081	13,845
Other Foreign Countries	Cwt. & Gals. 59 31 3 11 51					1,941	1,100	107	352	3,079
Mocha	1,241
TOTAL, FOREIGN COUNTRIES	Cwt. & Gals. 5,620 4,884 3,977 5,234 7,619					1,74,178	1,68,699	1,55,713	1,88,318	2,61,606
TOTAL, BRITISH EMPIRE AND FOREIGN COUNTRIES	Cwt. & Gals. 5,775 5,052 4,140 5,429 8,135					1,79,384	1,75,276	1,61,521	1,95,863	2,76,636
Other Sorts (J) (II-G)— Seskin and Port Soudan	Cwt. & Gals.
Egypt	Cwt. & Gals. 2 .. 1 .. 9 2 ..					273	100	100	161	..
Other British Possessions	Cwt. & Gals. 26 11 102 25
TOTAL, BRITISH EMPIRE	Cwt. & Gals. 2 1 9 2 ..					273	100	190	161	..
Italian East Africa	Gals.
Hodeidah
Djibouti and Obokh
Massowah
Other Foreign Countries	Cwt. & Gals. 1 9 9					170	690	445
TOTAL, FOREIGN COUNTRIES	Cwt. & Gals. 1 9 9					170	690	445
TOTAL, BRITISH EMPIRE AND FOREIGN COUNTRIES	Cwt. & Gals. 3 10 9 2 9					443	790	190	161	445
TOTAL OILS	Gals. 821,619 4,96,445 391,908 505,186 331,550					6,21,614	5,90,882	..	6,17,681	5,19,677

GENERAL EXPORTS.

SEA-BORNE TRADE.

No. 8—contd.

Total quantities and value of articles exported—contd.

Articles, and countries of final destination.	Quantity.					Value.				
	1924-25.	1925-26.	1926-27.	1927-28.	1928-29.	1924-25.	1925-26.	1926-27.	1927-28.	1928-29.
OILCAKES—										
<i>Linseed, rape and sesamum cake (c)</i>										
(II-H)—										
Other British Possessions Tons
TOTAL, BRITISH EMPIRE
Jeddah
Arabian Gulf Ports
Other Foreign Countries ..	2	260
TOTAL, FOREIGN COUNTRIES ..	2	260
TOTAL, BRITISH EMPIRE AND FOREIGN COUNTRIES ..	2	260
<i>Other Sorts (f) (II-H)—</i>										
Other British Possessions ..	78	4	1	3	-7	49	389	72	265	41
TOTAL, BRITISH EMPIRE ..	78	4	1	3	-7	49	389	72	265	41
Other Foreign Countries	15	10	7-7	1,514	1,119	693
Arabian Gulf Ports ..	4	10	22-6	280	1,093	2,713
TOTAL, FOREIGN COUNTRIES ..	4	10	15	10	29-13	280	1,093	1,514	1,119	3,404
TOTAL, BRITISH EMPIRE AND FOREIGN COUNTRIES ..	4-9	14	16	13	30	329	1,482	1,586	1,384	3,445
TOTAL, OILCAKES ..	6-9	14	16	13	30	589	1,482	1,586	1,384	3,445
OIL-CLOTH AND FLOOR-CLOTH (IIIV)—										
Perim .. Sq. Yds.
Other British Possessions
TOTAL, BRITISH EMPIRE
Other Foreign Countries ..	52	200
TOTAL, FOREIGN COUNTRIES ..	52	200
TOTAL, BRITISH EMPIRE AND FOREIGN COUNTRIES ..	52	200
OPTUM (III-D)—										
Other Foreign Countries .. Cwt.
TOTAL, FOREIGN COUNTRIES
TOTAL, BRITISH EMPIRE AND FOREIGN COUNTRIES
PAINTS AND PAINTERS' MATERIALS—										
<i>Paints and Colours—</i>										
Other Sorts (a & i) (III-E)—										
Cutch and Kathiawar .. Cwt.	..	26	1,200
Zanzibar	31	2,185
Egypt
Perim ..	68	106	..	65	66	2,535	1,997	..	1,480	1,666
India—Bombay ..	5	1,000
Other British Possessions ..	28	17	50	46	28	1,176	1,269	1,631	1,297	1,078
TOTAL, BRITISH EMPIRE ..	101	179	50	111	91	4,811	6,651	1,631	2,777	2,744
Kamaran ..	77	14	73	75	172	2,560	1,010	2,692	2,125	4,440
Gaizan	20	1,605
Massowah
Hodeidah ..	103	269	209	53	74	16,245	52,380	38,685	4,420	8,693
D'jibouti and Obokh ..	119	94	289	106	85	7,475	4,722	9,929	5,297	5,327
Arabian Gulf Ports ..	16	12	44	40	65	1,730	1,040	3,684	2,278	1,832
Ras Hafoon	58	1,916
Mokha ..	77	72	90	13,562	8,948	3,030
Other Foreign Countries ..	25	28	19	19	23	2,243	1,588	1,536	968	1,295
Medi	21	3,450
TOTAL, FOREIGN COUNTRIES ..	417	510	684	293	477	43,815	73,138	61,141	15,088	23,503
TOTAL, BRITISH EMPIRE AND FOREIGN COUNTRIES ..	518	689	734	404	571	49,626	79,789	62,772	17,865	26,247
<i>Painters' Materials (b) (III E)—</i>										
Perim .. Value
Other British Possessions	133	332	133	106	113	112
TOTAL, BRITISH EMPIRE	332	133	106	113	112
D'jibouti and Obokh	1,304	1,555
Other Foreign Countries	36	140	376	1,247	1,076
TOTAL, FOREIGN COUNTRIES	1,340	1,695	376	1,247	1,076
TOTAL, BRITISH EMPIRE AND FOREIGN COUNTRIES	1,672	1,828	482	1,360	1,188
TOTAL PAINT AND PAINTERS' MATERIALS	50,298	81,617	63,254	19,225	27,435

No. 8—contd.

Total quantities and value of articles exported—contd.

Articles, and countries of final destination.	Quantity.					Value.				
	1924-25.	1925-26.	1926-27.	1927-28.	1928-29.	1924-25.	1925-26.	1926-27.	1927-28.	1928-29.
						Rs.	Rs.	Rs.	Rs.	Rs.
PAPER AND PAPERBOARD—										
<i>Paper—</i>										
Printing Paper (a) (III-M)—										
Other British Possessions .. Cwt.
TOTAL, BRITISH EMPIRE .. "
Other Foreign Countries .. "
TOTAL, FOREIGN COUNTRIES .. "
TOTAL, BRITISH EMPIRE AND FOREIGN COUNTRIES .. "
<i>Other kinds of Paper (including paper manufactures, (b) (III-M)—</i>										
Egypt "	..	107	2,500
United Kingdom "
Somaliland "	502	569	416	839	1,051	4,660	4,187	3,086	5,575	6,615
Zanzibar "
Suakin and Port Soudan "
India, Bombay "
Other British Possessions "	42	61	143	75	187	637	591	1,425	946	1,696
Kenya Colony "	430	323	307	417	365	3,335	2,543	2,130	2,410	2,765
TOTAL, BRITISH EMPIRE .. "	974	1,060	866	1,381	1,593	8,612	9,821	6,641	8,931	11,076
Massowah "	1,043	319	718	427	253	8,280	2,487	4,434	2,732	1,789
Italian East Africa "	862	1,398	587	588	935	7,801	9,504	3,929	3,632	6,352
Medi "	885	524	258	363	570	9,578	4,378	1,648	2,495	3,765
Jeddah "	600	4,660
German East Africa "
Hodeidah "	947	2,265	2,334	2,227	1,282	11,663	25,139	20,393	26,482	18,117
Kamaran "	..	401	219	228	724	..	3,287	1,636	1,671	4,419
Mokha "	1,787	1,208	1,420	1,786	1,387	16,013	13,244	9,891	11,751	8,726
Arabian Gulf Ports "	806	787	942	1,215	1,052	8,766	6,018	7,143	8,701	6,968
Djibouti and Obokh "	1,139	1,368	1,462	2,081	2,539	17,795	13,276	11,471	18,442	23,040
Gaizan "	296	375	671	587	791	2,618	2,878	4,310	3,756	5,428
Konfida "	..	194	..	120	287	..	1,682	..	1,060	1,886
Other Foreign Countries "	149	120	258	223	548	1,938	872	2,255	1,350	3,285
Lohia "	130	195	363	328	..	1,056	1,338	2,502	2,088	..
TOTAL, FOREIGN COUNTRIES .. "	8,644	9,054	9,230	10,173	10,357	90,188	84,083	69,612	84,250	83,775
TOTAL, BRITISH EMPIRE AND FOREIGN COUNTRIES .. "	9,618	10,114	10,096	11,504	11,950	98,800	93,904	76,253	93,181	94,851
<i>Pasteboard, Millboard and Cardboard of all kinds (III-M)—</i>										
Other British Possessions .. Cwt.	2	1	1	40	50	80
TOTAL, BRITISH EMPIRE .. "	2	1	1	40	50	80
OTHER FOREIGN COUNTRIES .. "	2	100
TOTAL, FOREIGN COUNTRIES, TOTAL, BRITISH EMPIRE AND FOREIGN COUNTRIES .. "	2	..	2	1	1	40	..	100	50	80
TOTAL, VALUE OF PAPERS Value	98,840	93,904	76,853	93,231	94,931
PARAFFINWAX (III V)—										
Other British Possessions .. Cwt.
TOTAL, BRITISH EMPIRE .. "
TOTAL, BRITISH EMPIRE AND FOREIGN COUNTRIES .. "
PERFUMERY (NOT BEING PERFUMED SPIRITS) (b) (III V)—										
<i>Other sorts—</i>										
United Kingdom.. .. Value	12,000	22,020	43,675	11,825	18,900
Somaliland "
Egypt "	2,000
British East Africa "	1,210
Cutch, etc. "	34,950
India—Bombay "	2,000
Other British Possessions "	1,986	1,164	828	2,098	1,315
TOTAL, BRITISH EMPIRE .. "	15,986	25,184	83,663	13,923	20,215

GENERAL EXPORTS.

SEA-BORNE TRADE.

No. 8—contd.

Total quantities and value of articles exported—contd.

Articles, and countries of final destination.	Quantity.					Value.				
	1924-25.	1925-26.	1926-27.	1927-28.	1928-29.	1924-25.	1925-26.	1926-27.	1927-28.	1928-29.
PERFUMERY (NOT BEING PERFUMED SPIRITS) (b) IIIV—contd.						Rs.	Rs.	Rs.	Rs.	Rs.
Germany .. Value	7,000	..	3,000	3,500
Austria	2,000
France	40,800	57,870	27,100	48,570	22,500
Masowah	3,688	3,745	1,669	1,698	1,475
United States of America	60,797	42,485	43,871	57,581	49,477
Kamaran	2,325	..	1,261	..
Konfidah	1,405	1,254	1,025
Hodeidah	8,325	12,962	9,582	8,611	16,094
Arabian Gulf Ports	4,811	1,308	5,905	3,385	1,973
Djibouti and Obokh	13,213	12,626	17,412	15,571	10,594
Mokha
Italian East Africa	1,550	..	2,570	2,060	..
Siam
Medi	3,358	2,113
Other Foreign Countries	3,009	2,673	3,674	1,394	3,485
TOTAL, FOREIGN COUNTRIES	1,41,549	1,44,837	1,13,083	1,44,333	1,10,123
TOTAL, BRITISH EMPIRE AND FOREIGN COUNTRIES	1,57,535	1,70,021	1,93,751	1,58,256	1,30,338
PLANTS, LIVING, INCLUDING BULBS (II-S)—										
Other British Possessions	8	..	100	..
TOTAL, BRITISH EMPIRE	8	..	100	..
Other Foreign Countries	10
Djibouti
TOTAL, FOREIGN COUNTRIES	10
TOTAL, BRITISH EMPIRE AND FOREIGN COUNTRIES	18	..	100	..
PRECIOUS STONES AND PEARLS, UNSET (II-S)—										
Egypt
Other British Possessions	600	600
India—Bombay	90,500	1,20,000	57,500	1,89,500	1,34,000
TOTAL, BRITISH EMPIRE	90,500	1,20,000	57,500	1,90,100	1,34,600
Mosowah	3,000	..	2,000	..
France	180
Other Foreign Countries
TOTAL, FOREIGN COUNTRIES	3,000	180	2,000	..
TOTAL, BRITISH EMPIRE AND FOREIGN COUNTRIES	90,500	1,23,000	57,680	1,92,100	1,34,600
PRINTING AND LITHOGRAPHING MATERIALS (EXCLUDING PAPER) (III V)—										
Other British Possessions
TOTAL, BRITISH EMPIRE
Other Foreign Countries
TOTAL, FOREIGN COUNTRIES
TOTAL, BRITISH EMPIRE AND FOREIGN COUNTRIES
PROVISIONS AND OILMAN'S STORES (I-E)—										
<i>Biche-de-mer (I-E)—</i>										
<i>Butter (I-E)—</i>										
Egypt Cwt.
Zanzibar
Somaliland	12	16	1,045	1,544
Perim	13	1,076	1,168
Bombay	8
Other British Possessions	16	14	15	8	..	1,543	1,546	1,238	849	..
Suakin and Port Soudan
TOTAL, BRITISH EMPIRE	23	14	15	20	29	2,618	1,546	1,238	1,894	2,707
Jeddah
Egypt
Djibouti and Obokh	16	22	21	14	..	1,868	2,782	2,372	1,840	..
Italian East Africa
Mosowah
Other Foreign Countries	4	8	3	10	31	628	900	274	1,148	2,569
TOTAL, FOREIGN COUNTRIES	20	30	24	24	31	2,491	3,682	2,646	2,988	2,569
TOTAL, BRITISH EMPIRE AND FOREIGN COUNTRIES	43	44	39	44	60	5,109	5,228	3,884	4,882	5,276

833
GENERAL EXPORTS.

No. 8—contd.

Total quantities and value of articles exported—contd.

Articles, and countries of final destination.	Quantity.					Value.				
	1924-25.	1925-26.	1926-27.	1927-28.	1928-29.	1924-25. Rs.	1925-26. Rs.	1926-27. Rs.	1927-28. Rs.	1928-29. Rs.
PROVISIONS AND OILMAN'S STORES—										
<i>contd.</i>										
Cheese (I-E)—										
Perim .. Cwt.
British Somaliland	1,243	1,878	1,525	1,076	1,253
Other British Possessions ..	12	35	25	20	24
TOTAL, BRITISH EMPIRE ..	12	35	25	20	24	1,243	1,878	1,525	1,076	1,253
Other Foreign Countries	4	250
TOTAL, FOREIGN COUNTRIES	4	250
TOTAL, BRITISH EMPIRE AND FOREIGN COUNTRIES ..	12	35	29	20	24	1,243	1,878	1,775	1,076	1,253
Cheese (I-E)—										
United Kingdom	40	22	29	1,527	1,320	1,970
Ceylon ..	27	..	61	13	..	1,470	..	3,440	1,349	..
Somaliland ..	9	95	..	164	1,061	1,095	7,283	..	10,186	73,393
Zanzibar	127	..	53	54,556	54,560	52,788	31,485	2,800
Straits Settlements ..	961	878	869	531	995	2,509	7,890	2,399	4,475	62,330
Perim ..	47	123	45	70	296	1,570	23,970
Suakin, etc. ..	12	2,650	..	4,480	2,030	2,900
India—Bombay ..	47	..	74	32	62
Bahrain Island	5,090
Egypt ..	704	..	82	36,612	..	2,275	930	1,022
Other British Possessions ..	2	44	38	18	18	110	3,285
Karachi ..	56	3,300
Calcutta
Hongkong ..	26	1,700
British East Africa	19	1,050
TOTAL, BRITISH EMPIRE ..	1,891	1,130	1,355	850	2,514	1,06,572	73,018	81,049	51,705	1,68,385
France	25	33	1,620	1,730	..
Egypt	81	5,918	..
Massowah ..	15	17	58	15	28	2,180	1,982	4,798	1,181	2,316
Madagascar ..	21	74	121	257	143	1,220	6,160	8,560	9,882	10,150
Jeddah ..	1,645	14	..	304	..	87,797	1,000	..	19,180	..
Mozambique	2,455	11,143	1,400
Hodeidah ..	25	145	73	234	23	1,000	9,045	2,345
Mokha	38	48	2,500	2,345
Arabian Gulf Ports ..	1,876	2,361	1,983	1,990	2,512	98,975	1,31,242	1,07,781	1,13,833	1,44,623
Asiatic Turkey Persian Gulf
Independent Somali Ports ..	32	19	43	98	..	1,590	1,040	2,195	5,379	..
Java ..	926	1,457	1,279	526	627	49,895	86,600	72,970	31,602	39,440
Djibouti and Obokh ..	78	136	190	777	1,680	3,659	8,725	9,475	43,124	98,178
Ras Hofoon	35	15	1,844	1,030
Lohia
Gaizan
Asiatic Turkey, Levant, Black Sea ..	40	83	80	59	60	2,612	5,396	4,780	3,521	4,414
Italian East Africa ..	10	..	10	13	..	1,220	..	1,045	1,025	..
Konfidah
Mukat ..	193	89	..	10,363	4,900	..
Other Foreign Countries ..	24	40	75	52	75	1,424	2,990	3,776	2,603	4,431
Kamaran	24	1,332
TOTAL, FOREIGN COUNTRIES ..	4,885	4,384	3,985	4,563	5,187	2,61,935	2,56,680	2,21,800	2,57,033	3,06,714
TOTAL, BRITISH EMPIRE AND FOREIGN COUNTRIES ..	6,776	5,523	5,340	5,413	7,701	3,68,507	3,29,698	3,02,849	3,08,738	4,75,099
Confectionery (I-E)—										
Somaliland	53	67	1,935	3,178
Other British Possessions	27	17	945	634
Kenya Colony	33	1,325
TOTAL BRITISH EMPIRE	80	117	2,880	5,132
Arabian Gulf Ports	514	451	18,731	16,108
Djibouti	478	487	19,530	17,412
Hodeidah	307	392	12,289	16,197
Italian East Africa	111	83	4,943	2,964
Kamaran	47	39	1,770	1,265
Massowah	86	130	3,056	4,282
Mokha	71	36	2,135	1,225
Konfidah	42	1,710	..
Other Foreign Countries	25	57	1,020	1,898
Gaizan	39	1,192
TOTAL, FOREIGN COUNTRIES	1,681	1,714	65,164	62,541
TOTAL, BRITISH EMPIRE AND FOREIGN COUNTRIES	1,761	1,831	68,044	67,673
Other British Possessions .. lbs.	..	21,448	224	30
Straits Settlements ..	26,600	..	43,341	178,192	67,088	4,202	4,570	9,294	81,684	24,072
Hong-Kong ..	14,840	2,800	10,192	54,544	40,320	7,230	1,150	7,895	31,475	19,870
TOTAL, BRITISH EMPIRE ..	41,440	24,248	53,536	232,736	107,632	11,432	5,720	17,169	1,13,169	43,972
Java
China ..	46,592	12,768	36,512	99,568	127,232	34,705	8,366	17,179	53,364	61,530
Other Foreign Countries	336	3,920	50	930	..
TOTAL, FOREIGN COUNTRIES ..	46,592	12,768	36,848	103,488	127,232	34,705	8,366	17,229	54,294	61,530
TOTAL, BRITISH EMPIRE AND FOREIGN COUNTRIES ..	88,032	37,016	90,384	336,224	234,864	46,137	14,106	31,398	1,67,463	1,05,502

No. 8—contd.

Total quantities and value of articles exported—contd.

Articles, and countries of final destination.	Quantity.					Value.				
	1924-25.	1925-26.	1926-27.	1927-28.	1928-29.	1924-25.	1925-26.	1926-27.	1927-28.	1928-29.
						Ra.	Ra.	Ra.	Ra.	Ra.
PROVISIONS AND OILMAN'S STORES— contd.										
<i>Lard (L.E.)—</i>										
Other British Possessions .. lbs.
TOTAL, BRITISH EMPIRE .. "
Other Foreign Countries .. "
TOTAL, FOREIGN COUNTRIES .. "
TOTAL, BRITISH EMPIRE AND FOREIGN COUNTRIES .. "
<i>Pickles, chutnies and condiments (I.—E.)—</i>										
Perim Cwt.
Somaliland "
Other British Possessions .. "	22	11	21	13	25	1,183	473	913	641	793
TOTAL, BRITISH EMPIRE .. "	22	11	21	13	25	1,183	473	913	641	793
Djibouti and Obokh "
China "	17	1,000
Mokha "
Other Foreign Countries .. "	37	45	36	5	84	1,042	1,588	1,022	120	1,454
TOTAL, FOREIGN COUNTRIES .. "	37	45	53	5	84	1,042	1,588	2,022	120	1,454
TOTAL, BRITISH EMPIRE AND FOREIGN COUNTRIES .. "	59	56	74	18	109	2,225	2,061	2,935	761	2,247
<i>Other sorts of Provisions (I.—E.)—</i>										
Egypt "
Ceylon "
Mauritius "
Bahrain Island "	..	45	1,500
Somaliland "	1,868	1,733	1,658	1,727	1,914	42,390	42,659	38,572	42,162	47,604
Zanzibar "	36	1,666
Perim "	360	431	498	380	530	15,536	12,948	20,407	14,245	18,262
Straits Settlements "	45	54	45	32	69	5,605	6,230	4,874	4,045	6,820
Anglo Egyptian Sudan "	..	23	..	45	1,139	..	1,140	..
India—Bombay "	124	54	42	5,105	2,901	2,317
Other British Possessions "	39	62	87	36	150	1,495	2,572	3,265	945	2,392
TOTAL BRITISH EMPIRE .. "	2,472	2,348	2,278	2,274	2,705	71,797	67,048	67,118	65,428	77,895
Italian East Africa "	85	123	271	348	301	..	3,195	7,156	8,873	6,361
Dunkali Coast "	..	86	..	95	284	2,421	1,576	..	1,311	4,104
Jeddah "	172	95	109	807	571	4,575	2,096	3,457	18,129	9,351
Hodeidah "	561	2,383	1,359	1,785	3,236	11,271	39,693	20,680	24,713	49,033
Mokha "	3,153	3,721	2,495	5,160	7,358	48,332	58,549	33,076	66,271	98,279
Arabian Gulf Ports "	2,031	2,219	2,715	3,537	4,781	51,970	51,502	60,281	78,545	97,449
Gaizan "	110	68	270	212	327	2,378	1,664	3,938	3,758	5,327
Asiatic Turkey Persian Gulf "	191	378	5,464	9,975
United States of America "	..	20	1,000
Ras Hafun "	75	373	281	1,647	8,480	6,680
Java "	52	58	31	32	22	4,550	3,880	1,880	2,656	2,730
Massowah "	155	262	94	89	63	3,295	4,643	1,557	1,732	1,442
Lohia "	..	339	375	243	185	..	5,173	6,225	3,261	2,555
Djibouti and Obokh "	643	943	984	1,586	1,615	17,652	21,050	23,497	30,847	30,547
Confidah "	..	82	1,871
Furan, etc. "	228	354	134	402	678	7,086	8,547	3,634	12,184	16,504
Independent Somali Ports "	90	116	464	795	367	2,306	2,948	14,325	16,963	5,334
Bahrain Island "	209	3,060
Medi "	402	142	..	110	143	5,608	2,447	..	6,177	2,256
Muscat "	230	254	55	5,511	6,076	1,307
Other Foreign Countries "	97	30	170	156	68	1,670	1,101	3,201	2,993	1,540
TOTAL, FOREIGN COUNTRIES .. "	8,475	11,673	9,607	15,729	20,280	1,77,758	2,27,385	1,85,906	2,62,413	3,39,542
TOTAL, BRITISH EMPIRE AND FOREIGN COUNTRIES .. "	10,947	14,021	11,885	18,003	22,985	2,49,555	2,94,433	2,53,024	3,47,841	4,17,437
TOTAL, PROVISIONS AND OILMAN'S STORES Value	6,72,776	6,47,404	5,98,855	8,99,795	10,74,487

No. 8—contd.

Total quantities and value of articles exported—contd.

Articles, and countries of final destination.	Quantity.					Value.				
	1924-25.	1925-26.	1926-27.	1927-28.	1928-29.	1924-25.	1925-26.	1926-27.	1927-28.	1928-29.
						Rs.	Rs.	Rs.	Rs.	Rs.
RAILWAY PLANT AND ROLLING STOCK—										
<i>Other series (III-N)—</i>										
United Kingdom .. Value	10,967	..	40,000
Bombay	9,360	100	..
Other British Possessions
TOTAL, BRITISH EMPIRE	20,327	..	40,000	100	..
Kamran	14,800	..
TOTAL, FOREIGN COUNTRIES	14,800	..
TOTAL, BRITISH EMPIRE AND FOREIGN COUNTRIES	20,327	..	40,000	14,900	..
RUBBER—										
<i>Raw (II-S)—</i>										
United Kingdom .. Cwt.
Other British Possessions
British Somaliland
TOTAL, BRITISH EMPIRE
TOTAL, FOREIGN COUNTRIES
TOTAL, BRITISH EMPIRE AND FOREIGN COUNTRIES
<i>Manufactures (III-O)—</i>										
Tanganika Territory	1,340
United Kingdom
Perim
India—Bombay	3,276	..	1,670	..
Other British Possessions	1,038	200	245	835	1,002
British Somaliland	2,782	2,458	12,728	17,651	7,328
British East Africa (Kenya Colony)	1,400	11,330
TOTAL, BRITISH EMPIRE	3,810	7,334	12,973	20,159	21,000
Arabian Gulf Port	4,060	3,637
Italian East Africa .. Value	1,125
Djibouti	1,683	3,626	20,850	15,889
Hodeidah	1,840
Other Foreign Countries	1,250	2,762	3,290	3,349
France	1,358
Jeddah	1,260	5,058	..
TOTAL, FOREIGN COUNTRIES	1,358	4,058	9,488	33,258	22,875
TOTAL, BRITISH EMPIRE AND FOREIGN COUNTRIES	5,168	11,392	22,461	53,417	43,875
SALT (II)—										
Zanzibar .. Tons	..	930	350	1,250	1,277	..	11,080	6,600	31,500	26,400
Tanganika Territory	50	1,300
Kenya Colony ..	915	855	1,625	2,489	1,050	10,800	11,225	39,092	47,645	14,200
Cutch, etc.	105	1,260
Ceylon	100	2,200
Seychelles ..	140	..	200	200	85	2,000	3,200	1,275
Mauritius	556	6,000	..	4,000	..
India—Rangoon ..	6,600	13,200	20,850	2,900	17,350	70,000	1,24,000	2,17,000	99,000	1,82,000
India—Calcutta ..	197,225	163,998	189,660	137,840	163,128	20,15,700	16,20,020	17,79,900	16,08,440	18,06,360
Other British Possessions ..	52	36	57	..	20	836	495	1,064	..	296
Burma other Ports	23,250	30,200	2,70,000	3,18,000
TOTAL, BRITISH EMPIRE ..	204,932	170,575	192,947	174,909	213,168	20,99,336	17,72,820	20,51,106	20,59,785	24,07,831
Djibouti	1,001	240	8,910	2,400
Mozambique
A. Turkey P. Gulf	2,000
Massowah	200	40,024
German East Africa	90	2,300	..
Java	1,000
Other Foreign Countries ..	2	1	2	25	50	394	255	319	525	602
TOTAL, FOREIGN COUNTRIES ..	2	1,092	2,242	225	80	394	10,165	42,743	2,825	602
TOTAL, BRITISH EMPIRE AND FOREIGN COUNTRIES ..	204,934	180,667	195,189	175,134	213,208	20,99,730	17,82,985	20,93,849	20,62,610	24,08,433
SEEDS—										
<i>Oil Seeds—</i>										
<i>Essential—</i>										
<i>Ajama (a i) (II-K)—</i>										
Other British Possessions	32
TOTAL, BRITISH EMPIRE	32
Gaizan
Hodeidah	1
Other Foreign Countries ..	2	3	3	5	5	850	1,075	1,220	1,595	1,766
Medi ..	3	1,470	1,065
TOTAL, FOREIGN COUNTRIES ..	5	4	3	5	5	2,320	2,140	1,220	1,595	1,766
TOTAL, BRITISH EMPIRE AND FOREIGN COUNTRIES ..	5	4	3	5	5-1	2,320	2,140	1,220	1,595	1,798
<i>Ajvan (a ii) (II-K)—</i>										
Other British Possessions	-3	75	61
TOTAL, BRITISH EMPIRE	-3	75	61

No. 8—contd.
Total quantities and value of articles exported—contd.

Articles, and countries of final destination.	Quantity.					Value.				
	1924-25.	1925-26.	1926-27.	1927-28.	1928-29.	1924-25.	1925-26.	1926-27.	1927-28.	1928-29.
						Rs.	Rs.	Rs.	Rs.	Rs.
<i>SEEDS—continued.</i>										
<i>Oil Seeds—continued.</i>										
<i>Essential—continued.</i>										
<i>African seeds—continued.</i>										
Mokha Tons	4	1,620
Kamara	5	2	1,704	1,091	..
Konfida	8	..	4	2,823	1,352	1,650	..
D'jibouti and Obokh
Hodeidah	4	5	4	4	9	1,860	2,195	1,395	1,055	2,388
Gaizan	3	4	6	1,620	1,535	2,119
Medi	4	1,300
Other Foreign Countries	4	7	6	4	9	1,794	2,608	2,197	1,568	2,988
TOTAL, FOREIGN COUNTRIES	15	20	23	18	24	6,574	7,717	8,268	6,919	7,495
TOTAL, BRITISH EMPIRE AND FOREIGN COUNTRIES	15	20-3	23	18	24-3	6,574	7,792	8,268	6,919	7,556
<i>Aniseed (a iii) (II-E)—</i>										
Other British Possessions
TOTAL, BRITISH EMPIRE
Other Foreign Countries	1	1	1	531	305	250
TOTAL, BRITISH EMPIRE AND FOREIGN COUNTRIES	1	1	1	531	305	250
<i>Assalia (a iv) (II-K)—</i>										
Other British Possessions	305	..
TOTAL, BRITISH EMPIRE
Other Foreign Countries
TOTAL, FOREIGN COUNTRIES
TOTAL, BRITISH EMPIRE AND FOREIGN COUNTRIES
<i>Caraway (a iv) (II-K)—</i>										
Other British Possessions
TOTAL, BRITISH EMPIRE
Other Foreign Countries	7/20	100
TOTAL, FOREIGN COUNTRIES	7/20	100
TOTAL, BRITISH EMPIRE AND FOREIGN COUNTRIES	7/20	100
<i>Coriander (a iv) (II-K)—</i>										
British Somaliland
Other British Possessions	1	1	2	1	2	465	252	389	294	1,006
TOTAL, BRITISH EMPIRE	1	1	2	1	2	465	252	389	294	1,006
Makha	7	2,751
Ambian Gulf Ports	9	..	7	4	10	2,972	..	2,206	1,842	3,711
D'jibouti
Massowah
Other Foreign Countries	7	5	5	3	7	2,343	1,791	1,670	1,363	2,994
TOTAL, FOREIGN COUNTRIES	16	5	12	7	24	5,315	1,791	3,376	3,205	9,456
TOTAL, BRITISH EMPIRE AND FOREIGN COUNTRIES	17	6	13	8	26	5,780	2,043	4,265	3,499	10,462
<i>Cumin, Black (a iv) (II-K)—</i>										
Other British Possessions
TOTAL, BRITISH EMPIRE
Hodeidah
Gaizan
D'jibouti
Other Foreign Countries	7/20	110
TOTAL, FOREIGN COUNTRIES	7/20	110
TOTAL, BRITISH EMPIRE AND FOREIGN COUNTRIES	7/20	110
<i>Cumin (other than Black) (a iv) (II-K)—</i>										
British Somaliland	3	1,411
Kennya Colony	1	1,190
Egypt
Zanzibar
Other British Possessions	1	1	1	2	1	550	506	582	1,161	480
India—Bombay
TOTAL, BRITISH EMPIRE	1	1	1	2	5	550	506	582	1,161	3,081
Medi	5	4	3,610	1,835
Italian East Africa
Massowah	2	2	..	2	..	1,330	1,390	..	1,150	..
Hodeidah	12	17	7	13	31	8,095	8,097	3,935	7,960	17,657
Mokha	1	2	10	1,012	1,034	6,084
Kamara	3	1,125	..
D'jibouti	5	4	5	6	8	3,277	2,272	2,798	4,096	5,074
Arabian Gulf Ports	6	3	7	6	18	3,016	1,844	3,799	2,898	10,230
Gaizan	3	..	3	3	4	1,691	..	1,173	1,218	1,877
Other Foreign Countries	3	7	12	5	9	2,024	3,980	5,465	2,290	4,760
TOTAL, FOREIGN COUNTRIES	37	37	34	39	80	24,055	20,024	17,170	21,771	45,682
TOTAL, BRITISH EMPIRE AND FOREIGN COUNTRIES	38	38	35	41	85	24,605	20,530	17,752	22,992	48,763

842
GENERAL EXPORTS.

SEA-BORNE TRADE.

No. 8—*contd.*
Total quantities and value of articles exported—*contd.*

Articles, and countries of final destination.	Quantity.					Value.				
	1924-25.	1925-26.	1926-27.	1927-28.	1928-29.	1924-25.	1925-26.	1926-27.	1927-28.	1928-29.
						Rs.	Rs.	Rs.	Rs.	Rs.
<i>SEEDS—continued.</i>										
<i>Oil Seeds—continued.</i>										
<i>Essential—continued.</i>										
<i>Fennel (a ix) (II-K)—</i>										
Other British Possessions .. Tons	4/20	15
TOTAL, BRITISH EMPIRE .. "	4/20	15
Medi "	2	1,190
Mossawah "
Gaizan "
Arabian Gulf Ports "	3	1,160
Hodeida "	5	5	3	5	5	2,197	2,168	1,214	1,895	1,484
Other Foreign Countries "	3	4	6	8	3	1,184	1,313	2,628	3,000	1,082
TOTAL, FOREIGN COUNTRIES .. "	10	9	9	13	11	4,571	3,471	3,842	4,895	3,726
TOTAL, BRITISH EMPIRE AND FOREIGN COUNTRIES "	10	9	9 1/20	13	11	4,571	3,471	3,857	4,895	3,726
<i>Fenugreek (x) (II-K)—</i>										
Egypt "
Other British Possessions "	4	180	320
TOTAL, BRITISH EMPIRE "	4	180	320
Italian East Africa "	3	4	..	1,093	1,350	..
Medi "
Other Foreign Countries "	2	3	1	2	3	694	870	440	725	1,076
TOTAL, FOREIGN COUNTRIES .. "	5	3	1	6	3	1,787	870	440	2,075	1,076
TOTAL, BRITISH EMPIRE AND FOREIGN COUNTRIES "	5-8	3	1	6	3-4	1,967	870	440	2,075	1,396
<i>Sassa or Dil (zi) (II-K)—</i>										
Other British Possessions "
TOTAL, BRITISH EMPIRE "
Other Foreign Countries "	1	2	3/20	1	..	362	830	200	284	..
TOTAL, FOREIGN COUNTRIES .. "	1	2	3/20	1	..	362	830	200	284	..
TOTAL, BRITISH EMPIRE AND FOREIGN COUNTRIES "	1	2	3/20	1	..	362	830	200	284	..
<i>Other Sorts (a zii) (II-K)—</i>										
India—Bombay "
Other British Possessions "
TOTAL, BRITISH EMPIRE "
France "
Mossawah "
Other Foreign Countries "	3 3/16	6	20	130
TOTAL, FOREIGN COUNTRIES .. "	3 3/16	6	20	130
TOTAL, BRITISH EMPIRE AND FOREIGN COUNTRIES "	3 3/16	6	20	130
<i>Non-essential—</i>										
<i>Castor (bi) (II-K)—</i>										
Other British Possessions "
TOTAL, BRITISH EMPIRE "
Other Foreign Countries "	2/20	100
France "
TOTAL, FOREIGN COUNTRIES .. "	2/20	100
TOTAL, BRITISH EMPIRE AND FOREIGN COUNTRIES "	2/20	100
<i>Copra or cocconut—</i>										
<i>Kernel (bii) (II-K)—</i>										
United Kingdom "	14	5,500
India—Bombay "	71	19,210
Other British Possessions "	2/20	71
TOTAL, BRITISH EMPIRE "	71	..	14-2	19,210	..	5,571
France "	125	43,269
Hodeida "	5	4	4	7	9	3,926	4,026	2,135	2,830	4,224
Other Foreign Countries "	2	2	4	2	2	1,081	1,655	1,129	473	810
TOTAL, FOREIGN COUNTRIES .. "	132	6	8	9	11	48,276	5,680	3,264	3,303	5,034
TOTAL, BRITISH EMPIRE AND FOREIGN COUNTRIES "	205	6	22-2	9	11	67,486	5,680	8,835	3,303	5,034

No. 8—contd.
Total quantities and value of articles exported—contd.

Articles, and countries of final destination.	Quantities.					Value.				
	1924-25.	1925-26.	1926-27.	1927-28.	1928-29.	1924-25.	1925-26.	1926-27.	1927-28.	1928-29.
						Rs.	Rs.	Rs.	Rs.	Rs.
SEEDS—contd.										
<i>Oil-seeds—contd.</i>										
<i>Non-essential—contd.</i>										
<i>Sesamum, Til or Jinjili (b xi)</i>										
(II-K)—										
Egypt Tons
India—Bombay
Other British Possessions ..	2-20	—5	30	79
TOTAL, BRITISH EMPIRE	2-20	—5	30	79
Jeddah	4	1,300
Arabian Gulf Ports	302	181	301	280	388	86,626	53,139	88,531	80,250	1,27,203
Massowah	2,530
Kamran	8
Confidah
Gaizan	4	1,500	..
Italian East Africa
Mokha	11	2,300
Hodeidah	11	3,400
Other Foreign Countries	7	3	5	1	3	1,280	1,250	1,330	64	1,000
D'Jibouti and Obokh	3	10	3,993	3,619
Lohia
TOTAL, FOREIGN COUNTRIES	309	214	310	278	401	87,906	62,619	91,161	85,807	1,31,822
TOTAL, BRITISH EMPIRE AND FOREIGN COUNTRIES	309-2	214-5	310	278	401	87,936	62,698	91,161	85,807	1,31,822
<i>Tea seeds—</i>										
Other Foreign Countries	—4	200
TOTAL, FOREIGN COUNTRIES	—4	200
TOTAL, BRITISH EMPIRE AND FOREIGN COUNTRIES	—4	200
<i>Other Sorts (bx iii) (II-K)—</i>										
Hongkong	46	9,014
Egypt
Zanzibar
India—Bombay
Other British Possessions
Snakin and Port Soudan
TOTAL, BRITISH EMPIRE	46-3	—1	—2	9,094	30	225	180	202
Massowah	3	1,703
Medi	6	4	3	4,650	3,645	1,490
Confidah	1	4	4	2	3	1,700	2,413	1,561	1,400	1,510
Lohia	2	1,464
Arabian Gulf Ports
Hodeidah	1	7	4	3	9	1,105	4,987	4,320	1,890	8,455
Kamran	2	3	1,170	2,654	..
Gaizan	2	..	3	1,322	..	1,495
Other Foreign Countries	4	1	3	4	8	2,009	625	1,698	2,094	4,160
TOTAL, FOREIGN COUNTRIES	12	21	18	12	23	9,484	14,837	11,561	8,038	15,620
TOTAL, BRITISH EMPIRE AND FOREIGN COUNTRIES	58-3	21-1	18-4	12-2	23-2	18,558	14,867	11,786	8,218	15,922
<i>Other than oil-seeds (II-K)—</i>										
Straits Settlements	141	16	26,273	2,430
Other British Possessions	4	2	7	73	52	774	800	1,001
Hongkong	105	20,298
TOTAL, BRITISH EMPIRE	246-2	16-1	4	2	7	46,554	2,482	774	800	1,001
Hodeidah	3	11	1,000	2,450
China	7	1,800
Mokha
Massowah
Gaizan
Other Foreign Countries	4	2	2	3	5	1,604	570	771	823	1,126
TOTAL, FOREIGN COUNTRIES	14	13	2	3	5	4,404	3,020	771	823	1,126
TOTAL, BRITISH EMPIRE AND FOREIGN COUNTRIES	260-2	29-1	6	5	12	50,958	5,502	1,545	1,623	2,127
TOTAL, SEEDS	048-13-19-20	391	459-5-1-10	438-4	637-6	2,81,414	1,36,726	1,54,063	1,52,955	2,40,728
SHELLS AND COWRIES—										
<i>Cowries (a) (II-S)—</i>										
Egypt
United Kingdom
India—Bombay	70	71	74	83	49	14,130	9,350	7,650	7,525	5,300
Other British Possessions	3	8	81	32	5	75	372	770	900	100
TOTAL, BRITISH EMPIRE	73	79	155	115	54	14,205	9,722	8,420	8,425	5,400
Italy
Germany
D'Jibouti	227	150	201	61	282	3,610	3,464	4,255	1,355	5,930
Massowah	151	113	..	3,417	2,280
France	574	348	66	160	..	6,380	5,900	1,456	3,000	..
Other Foreign Countries	2	1	66	17	7	35	10	..	397	155
TOTAL FOREIGN COUNTRIES	803	650	333	238	402	10,025	12,690	7,251	4,752	8,375
TOTAL, BRITISH EMPIRE AND FOREIGN COUNTRIES	876	729	488	353	456	24,230	22,412	15,671	13,177	13,775

No. 8—*contd.*
Total quantities and value of articles exported—*contd.*

Articles, and countries of final destination.	Quantities.					Value.				
	1924-25.	1925-26.	1926-27.	1927-28.	1928-29.	1924-25.	1925-26.	1926-27.	1927-28.	1928-29.
						Rs.	Rs.	Rs.	Rs.	Rs.
SHELLS—										
<i>Shells (chanks, sanchli, large ornamental shells, cowries, mother-of-pearl shells and oyster shells—(b) (II B)—</i>										
United Kingdom .. Cwt.	1,015	163	475	431	456	45,480	6,000	17,562	14,610	14,575
Zanzibar and Pemba .. "
India—Bombay .. "	..	220	30	3,200	1,020
Other British Possessions .. "	16	645
TOTAL, BRITISH EMPIRE .. "	1,015	383	505	431	472	45,480	9,200	18,582	14,610	15,250
Holland .. Cwt.	62	104	3,500	5,000
Massowah .. "	83	60	797	2,940	2,400	26,620
United States of America .. "	1,320	1,271	726	1,150	1,082	58,210	57,985	28,852	44,488	44,342
Austria .. "	1,447	1,430	524	69,512	63,698	18,618
France .. "
Germany .. "	201	207	286	405	..	8,750	10,000	11,950	15,320	..
Trieste .. "	1,341	1,290	50,970	41,755
Portugal .. "	50	2,300
Other Foreign Countries .. "	..	9	23	13	2	..	400	772	220	50
TOTAL FOREIGN COUNTRIES .. "	3,113	3,081	1,609	2,909	3,171	1,42,912	1,39,483	62,292	1,10,998	1,12,767
TOTAL, BRITISH EMPIRE AND FOREIGN COUNTRIES .. "	4,128	3,464	2,114	3,340	3,643	1,88,392	1,48,683	80,874	1,25,608	1,27,987
<i>Tortoise shell (including Nakhla or Nakh)—(b) (i) (II S)—</i>										
United Kingdom .. Lba.	473	1,939	896	1,120	560	6,700	13,500	6,200	7,725	2,000
Egypt .. "
Straits Settlement .. "	224	2,000	..
Zanzibar .. "	560	484	1,232	5,000	3,100	6,050
India—Bombay .. "	2,016	924	..	10,304	3,584	6,425	4,400	..	14,150	4,485
Ceylon .. "	224	3,000	..
Other British Possessions .. "	112	112	896	1,344	336	700	80	2,150	1,300	450
TOTAL, BRITISH EMPIRE .. "	2,601	2,975	2,352	13,664	5,712	13,825	17,980	13,350	31,275	12,985
United States of America .. Lba.
France .. "	..	450	3,400
Germany .. "	..	1,048	8,300
Japan .. "	672	2,000	..
Other Foreign Countries .. "	588	896	1,064	1,344	1,260	750	1,060	545	850	1,475
Massowah .. "	420	543	448	3,625	3,500	1,050
TOTAL, FOREIGN COUNTRIES .. "	1,008	2,937	1,064	2,016	1,700	4,375	16,260	545	2,850	2,525
TOTAL, BRITISH EMPIRE AND FOREIGN COUNTRIES .. "	3,609	5,912	3,416	15,680	7,420	18,200	34,240	13,895	34,125	15,510
TOTAL, SHELLS AND COWRIES Value	2,90,822	2,05,335	1,10,440	1,72,910	1,57,272
SOAP—(III, V)—										
Bahrain Islands .. Cwt.	120	195	3,150	4,875
Mesopotamia .. "	359	7,651	..
India—Bombay .. "	243	152	37	6,271	3,958	1,118
United Kingdom .. "
Somaliland .. "	843	..	999	1,320	810	25,337	19,348	25,948	31,382	19,973
Zanzibar .. "	..	786
Perim .. "	116	106	128	106	121	3,815	2,519	3,085	2,683	3,076
Anglo-Egyptian Sudan .. "	150	3,370	..
Other British Possessions .. "	..	11	40	56	39	20	269	1,041	1,835	778
TOTAL, BRITISH EMPIRE .. "	1,322	1,250	1,194	1,991	970	38,593	30,969	31,192	46,421	23,827
Konfidah and Saliff .. Cwt.	67	264	..	49	95	1,866	8,530	..	1,150	2,248
Kamaran and Fursan .. "	116	384	176	179	253	3,341	8,353	4,022	4,475	5,975
Massowah .. "	39	78	1,010	2,903
Italian East Africa .. "	1,012	567	1,217	858	112	27,101	16,139	30,862	20,254	2,530
Jeddah .. "	1,883	1,163	2,941	3,367	280	51,400	25,692	70,309	86,568	6,303
Hodeidah .. "	691	1,597	1,304	1,733	1,069	18,776	41,895	31,970	41,136	25,970
Bas Hafon .. "	54	1,189
Asiatic Turkey, Persian Gulf .. "	145	696	79	3,480	6,360	1,387
Medi .. "	481	189	228	203	229	12,306	16,425	5,030	4,978	5,572
Lohia .. "	54	149	260	81	59	1,558	2,208	5,495	1,883	1,431
Mokha .. "	784	681	574	761	761	19,115	15,622	11,765	17,074	16,265
Arabian Gulf Ports .. "	803	635	551	1,153	581	20,543	14,364	12,344	27,601	13,368
D'Jibouti and Obokh .. "	69	27	684	115	91	4,946	1,983	20,131	3,438	2,590
Dunkali Coast .. "	..	108	50	131	120	..	2,575	1,024	2,970	2,722
Gaizan .. "	94	216	167	228	212	2,408	4,891	4,040	5,633	8,110
Muscat .. "	112	392	2,934	10,660
Other Foreign Countries .. "	79	29	25	42	35	1,941	633	536	940	1,276
Independent Somali Ports .. "	174	147	89	3,837	3,308	1,996
TOTAL, FOREIGN COUNTRIES .. "	6,429	7,175	8,520	9,037	4,044	1,72,724	1,79,133	2,02,752	2,21,308	94,540
TOTAL, BRITISH EMPIRE AND FOREIGN COUNTRIES .. "	7,752	8,425	9,714	11,028	5,014	2,11,317	2,10,102	2,33,944	2,67,729	1,18,387

GENERAL EXPORTS.

No. 8—contd.

Total quantities and value of articles exported—contd.

Articles, and countries of final destination.	Quantities.					Value.				
	1924-25.	1925-26.	1926-27.	1927-28.	1928-29.	1924-25.	1925-26.	1926-27.	1927-28.	1928-29.
						Rs.	Rs.	Rs.	Rs.	Rs.
SPECIMENS ILLUSTRATIVE OF NATURAL SCIENCE—(II S)—										
United Kingdom .. Value	3,01,086	2,57,650	1,07,445	58,462	1,03,605
Zanzibar .. "	1,500	..
India—Madras .. "	210	..	530	95	..
Other British Possessions .. "
TOTAL, BRITISH EMPIRE .. "	3,01,296	2,57,650	1,07,985	60,057	1,03,605
United States of America .. "	6,240	14,700	38,358	20,242	1,57,628
Austria .. "
Germany .. "	7,280
Mossawah .. "
D'jibouti and Obokh .. "
Italy .. "	5,550	14,580	34,030	59,250	47,830
France .. "
Gaizan .. "	200	100	..	1,046	870
Other Foreign Countries .. "
TOTAL, FOREIGN COUNTRIES .. "	11,990	29,380	72,388	80,538	2,13,608
TOTAL, BRITISH EMPIRE AND FOREIGN COUNTRIES .. "	3,13,286	2,87,030	1,80,373	1,40,595	3,17,213
SPICES—										
<i>Belemnite (I-F)—</i>										
Bombay .. Cwt.
Other British Possessions .. "	1	14	6	7	11	43	746	290	442	382
TOTAL, BRITISH EMPIRE .. "	1	14	6	7	11	43	746	290	442	382
Reunion .. "
Arabian Gulf Ports .. "
D'jibouti and Obokh .. "	..	21	23	33	31	..	1,443	1,541	1,614	1,583
Other Foreign Countries .. "	33	22	10	5	28	1,975	1,472	470	212	5
TOTAL, FOREIGN COUNTRIES .. "	33	43	33	38	31-28	1,975	2,915	2,011	1,826	1,588
TOTAL, BRITISH EMPIRE AND FOREIGN COUNTRIES .. "	34	57	39	45	42-28	2,018	3,661	2,301	2,269	1,970
<i>Cardamoms (I-F)—</i>										
Somaliland .. "
United Kingdom .. "
Egypt .. "	..	36	20	9,206	1,300
Suakin and Port Soudan .. "
Other British Possessions .. "	3	1	1	6	7	754	245	132	898	1,393
TOTAL, BRITISH EMPIRE .. "	3	37	21	6	7	754	9,445	1,432	898	1,393
Egypt .. "	42	5,853	..
Lohia .. "	..	10	36	1,880	5,520
Asiatic Turkey Levant and Black Sea .. "	6	1,840
D'jibouti .. "	5	12	1,381	2,404
Mokha .. "	..	6	11	..	1,330	2,554
Kamaran .. "	10	12	2,250	1,900	19,595
Hodeidah .. "	49	85	103	70	128	16,430	24,150	..	11,900	28,641
Medi .. "	14	10	2,000	2,030
Italian East Africa .. "	8	1,915
Gaizan .. "	19	3,786	..	2,882
Other Foreign Countries .. "	6	14	29	43	15	920	3,298	..	6,337	2,522
Arabian Gulf Ports .. "	7	10	1,570	1,099
Mossawah .. "	6	1,700
Jeddah .. "	7	4	11	1,500	1,400	1,900
Konfidah .. "	10	11	2,600	1,710
TOTAL, FOREIGN COUNTRIES .. "	118	141	179	165	206	31,506	35,988	30,801	26,680	41,812
TOTAL, BRITISH EMPIRE AND FOREIGN COUNTRIES .. "	121	178	200	171	213	32,260	45,433	32,233	27,588	43,205
<i>Chillies (I-F)—</i>										
Bombay .. "
Somaliland .. "	45	56	39	55	126	1,225	1,578	1,060	1,293	2,712
Suakin and Port Soudan .. "
Egypt .. "	..	62	1,200
Australia .. "	..	175	5,387
Other British Possessions .. "	44	21	59	41	34	1,211	469	1,095	752	705
TOTAL, BRITISH EMPIRE .. "	89	314	98	96	160	2,436	3,534	2,155	2,045	3,417
Ital. East Africa .. Cwt.	74	54	48	2,115	1,319	1,282
Mossawah .. "	161	88	..	71	..	4,065	2,655	..	2,230	..
France .. "
D'jibouti and Obokh .. "	..	64	..	171	303	..	1,975	..	4,245	7,163
Dunkali Coast .. "
Hodeidah .. "
Arabian Gulf Ports .. "	51	77	88	1,276	1,800	1,810
United States of America .. "
Other Foreign Countries .. "	45	59	137	82	104	1,117	1,326	2,433	1,710	2,273
TOTAL, FOREIGN COUNTRIES .. "	331	211	137	455	543	8,573	5,956	2,433	11,304	12,518
TOTAL, BRITISH EMPIRE AND FOREIGN COUNTRIES .. "	420	525	235	551	703	11,009	14,590	4,588	13,349	15,935

No. 8—contd.

Total quantities and value of articles exported—contd.

Articles, and countries of final destination.	Quantities.					Value.				
	1924-25.	1925-26.	1926-27.	1927-28.	1928-29.	1924-25.	1925-26.	1926-27.	1927-28.	1928-29.
<i>Spices—contd.</i>										
<i>Cinnamon (I. F.)—</i>						Rs.	Rs.	Rs.	Rs.	Rs.
Egypt Cwl.
Suakin "
Somaliland "	36	53	1,210	1,315
Zanzibar "
Other British Possessions "	27	26	17	33	28	678	928	544	730	671
TOTAL, BRITISH EMPIRE	27	26	17	69	81	678	928	544	1,940	1,986
Italian East Africa "	76	27	82	93	106	2,850	1,000	2,506	3,065	2,439
Djibouti and Obokh "	82	86	140	178	183	2,424	2,737	4,083	4,655	4,154
Massawah "	54	48	39	1,515	1,385	1,202	..	2,843
Confidah "	..	94	..	112	124	..	2,856	..	3,555	..
Gaizan "	93	72	210	139	284	2,785	2,392	6,440	4,207	7,894
Lohia "	27	..	47	39	..	1,165	..	1,725	1,220	..
Hodeidah "	123	168	268	326	715	3,585	5,965	8,650	7,955	16,492
Medi "	257	146	70	117	85	7,767	4,830	1,900	3,166	2,020
Mokha "	217	174	81	206	234	6,676	5,622	2,530	6,079	6,219
Arabian Gulf Ports "	83	33	107	112	221	2,622	1,085	3,130	4,446	5,779
Germany "
Kamran "	167	53	124	5,020	1,540	2,898
Turkey in Asia "
Jeddah "
Other Foreign Countries "	45	132	48	40	62	1,494	3,687	1,193	930	1,295
TOTAL, FOREIGN COUNTRIES	1,057	980	1,269	1,415	2,132	32,883	31,559	38,469	40,817	52,033
TOTAL, BRITISH EMPIRE AND FOREIGN COUNTRIES	1,084	1,006	1,276	1,484	2,213	33,561	32,487	39,013	42,757	54,019
<i>Cloves (I. F.)—</i>										
Anglo-Egyptian Sudan "	86	3,729
Egypt "	..	28	70	1,100	4,275
Suakin "	69	6,080
United Kingdom "
India—Bombay "	..	124	7,200
Other British Possessions "	..	25	28	22	17	35	996	1,022	857	1,122
Calcutta "	42	1,800
Australia "
TOTAL, BRITISH EMPIRE	111½	177	98	22	103	7,915	9,296	5,297	857	4,851
Asiatic Turkey, Levent and Black Sea "	47	2,765
Massawah "	101	297	138	162	117	7,105	10,892	5,065	5,703	3,827
Egypt "	113	4,160	..
Medi "	131	63	..	36	..	6,370	3,030	..	1,115	..
Hodeidah "	184	259	344	379	266	15,780	14,840	16,525	15,796	12,858
Confidah "	73	166	162	178	78	3,046	8,382	5,216	4,748	2,520
Djibouti "	575	539	833	758	690	34,096	22,826	33,009	25,715	25,823
Arabian Gulf Ports "	27	1,710
Mokha "	75	23	94	151	56	3,135	1,158	2,748	4,807	2,857
Gaizan "	19	55	47	55	63	1,030	3,910	1,855	1,717	2,240
Other Foreign Countries "	36	40	41	47	29	1,958	2,133	1,802	1,690	1,595
Asiatic Turkey, Persian Gulf "	28	2,000
Lohia "	43	1,856
Jeddah "	109	91	6,297	3,100	..
Kamran "	90	142	63	3,530	6,038	2,280
TOTAL, FOREIGN COUNTRIES	1,224	1,442	1,938	2,112	1,389	74,520	67,171	80,168	74,577	55,710
TOTAL, BRITISH EMPIRE AND FOREIGN COUNTRIES	1,335½	1,619	2,036	2,134	1,492	82,435	76,467	85,465	75,434	60,561
<i>Ginger (I. F.)—</i>										
Egypt "	73	89	3,990	3,700
Anglo-Egyptian Sudan "	28	27	177	1,760	1,330	5,850
Kenya Colony "	34	61	79	57	52	2,255	3,410	2,861	1,660	1,955
Somaliland "	34	38	34	67	108	1,867	2,071	1,069	1,801	3,896
Zanzibar "
Perim "
Other British Possessions "	18	15	42	41	37	986	584	1,366	1,083	1,208
TOTAL, BRITISH EMPIRE	187	228	155	165	374	10,858	11,095	5,296	4,544	12,909
Asiatic Turkey, Levent and Black Sea "	..	47	2,070
Ras Hafon "	65	1,247	2,230
Massawah "	1,348	1,171	493	410	88	91,245	59,946	19,099	11,900	2,926
Italian East Africa "	514	544	606	508	478	32,838	32,290	22,356	14,691	18,838
Independent Somali Ports "	68	56	55	91	200	3,200	3,025	1,944	2,537	7,038
Confidah "	272	935	677	1,147	946	13,999	51,990	23,410	33,435	29,525
Dunkali Coast "	34	1,204
Gaizan "	1,721	1,603	2,421	2,639	2,380	87,201	80,115	77,999	78,133	79,806
Java "	23	38	1,450	2,200
Medi "	3,117	1,667	539	843	753	1,52,820	80,315	18,825	24,275	23,991
Lohia "	188	403	779	303	36	8,889	14,750	27,369	9,580	1,178
Hodeidah "	2,716	4,929	5,841	5,728	6,340	1,82,710	2,74,831	1,99,783	1,61,855	2,34,737
Furan "	90	1,164	1,329	1,082	1,528	5,387	59,510	45,678	31,033	47,363
Mokha "	868	566	1,023	1,636	1,588	45,552	28,327	33,168	43,430	57,752
Arabian Gulf Ports "	1,079	750	2,195	1,420	2,004	52,732	38,670	79,628	42,780	69,853
Jeddah "	31	106	57	1,720	5,030	1,906
Djibouti and Obokh "	279	325	410	493	652	16,190	16,934	13,829	13,673	23,777
Other Foreign Countries "	11	18	49	33	27	798	1,085	1,450	1,082	856
Egypt "	61	1,100	..
TOTAL, FOREIGN COUNTRIES	12,313	14,322	16,474	16,418	17,117	7,01,739	7,51,062	5,66,326	4,70,761	6,01,126
TOTAL, BRITISH EMPIRE AND FOREIGN COUNTRIES	12,500	14,550	16,629	16,583	17,491	7,12,597	7,62,177	5,71,622	4,75,295	6,14,035

No. 8—contd.

Total quantities and value of articles exported—contd.

Articles, and countries of final destination.	Quantities.					Value.				
	1924-25.	1925-26.	1926-27.	1927-28.	1928-29.	1924-25.	1925-26.	1926-27.	1927-28.	1928-29.
						Rs.	Rs.	Rs.	Rs.	Rs.
SPICES—continued.										
<i>Neemys (I. F.)—</i>										
Egypt Cwt.
Other British Possessions
TOTAL, BRITISH EMPIRE
Medi
Hodeidah
Other Foreign Countries
TOTAL, FOREIGN COUNTRIES
TOTAL, BRITISH EMPIRE AND FOREIGN COUNTRIES
<i>Pepper (I. F.)—</i>										
Egypt	86	685	320	3,040	32,580	6,100
Kanya Colony	17	1,745
Zanzibar	24	1,229	1,747
Somaliland	32	21	1,110	1,023
Anglo-Egyptian Sudan	18	10	1,505	608
Other British Possessions ..	9	34	47	21	10	281	2,179	2,378
TOTAL, BRITISH EMPIRE ..	127	719	367	39	72	4,550	34,759	18,478	2,615	5,123
Kamran	59	136	80	64	..	1,823	5,925	3,453	3,744
Mossowah	562	278	367	333	..	19,614	17,685	23,052	27,036	..
Italian East Africa	93	40	85	37	25	2,247	1,899	5,235	2,110	2,555
Jeddah	56	..	121	3,130	..	5,608
Confidah	111	146	92	25	38	3,477	5,842	2,972	1,120	1,930
Independent Somali Ports	41	2,656
Gaizan	111	49	51	..	21	3,645	1,990	2,095	..	1,270
Lohia	63	176	26	3,260	3,085	1,570	..
Hodeidah	760	1,005	1,349	821	1,279	34,003	53,445	76,621	59,240	1,13,415
Medi	939	320	153	73	73	26,882	10,530	7,035	4,170	4,130
Mokha	517	294	183	131	170	17,496	12,557	9,139	7,770	14,006
Arabian Gulf Ports	256	128	194	48	150	8,069	5,804	10,044	2,507	12,232
Djibouti and Obokh	331	284	366	317	252	10,911	12,382	20,980	25,499	20,847
Asiatic Turkey, Levant and Black Sea	62	38	2,545	2,830
Other Foreign Countries ..	54	2	15	30	57	1,657	50	810	1,371	3,903
TOTAL, FOREIGN COUNTRIES ..	3,852	2,706	3,288	1,921	2,170	1,33,676	1,30,097	1,77,301	1,35,846	1,80,688
TOTAL, BRITISH EMPIRE AND FOREIGN COUNTRIES ..	3,979	3,425	3,655	1,960	2,242	1,38,226	1,64,856	1,95,779	1,38,461	1,85,811
<i>Other Sorts (I. F.)—</i>										
Bombay	20	..	916	1,000	..	11,045
Egypt
Somaliland	273	245	402	397	372	9,821	7,424	11,637	12,902	9,107
Perim	135	118	182	164	175	3,610	3,863	5,501	5,791	5,096
Anglo-Egyptian Sudan ..	34	45	33	63	47	1,697	1,964	1,452	2,669	1,945
Zanzibar	76	262	222	100	254	1,420	3,765	3,320	1,610	2,650
Other British Possessions ..	3	45	9	48	116	113	718	235	1,080	2,204
Mauritius	60	1,000
Kanya Colony	71	81	79	31	..	1,500	2,900	2,865	1,565	..
TOTAL, BRITISH EMPIRE ..	672	796	1,843	803	964	20,161	20,634	36,055	25,817	20,902
Ras Hafoon	85	47	3,588	1,565
Mossowah	111	114	69	76	40	3,924	3,640	3,420	2,135	1,717
Dunkali Coast	181	277	203	306	206	3,770	7,926	4,692	12,000	5,547
Independent Somali Ports ..	197	173	329	562	292	5,461	6,894	9,233	20,117	7,904
Italian East Africa	254	231	364	309	237	12,191	10,939	12,007	13,312	8,505
Jeddah	59	33	1,877	1,930	..
Confidah	85	28	4,070	1,050
Hodeidah	318	633	556	322	325	11,623	20,346	17,144	10,397	8,878
Fusan	74	122	149	115	52	2,868	4,336	6,313	4,950	2,013
Mokha	2,221	2,521	3,039	3,086	1,570	58,584	63,814	88,501	102,697	44,851
Arabian Gulf Ports	2,553	2,523	3,212	3,417	2,019	77,163	78,078	95,048	93,474	51,123
Djibouti and Obokh	279	178	232	283	320	9,292	6,727	8,442	8,441	6,820
Gaizan	415	508	492	359	198	15,191	22,586	20,983	17,077	9,422
Medi	62	31	2,850	1,220
Lohia	145	..	142	38	..	2,790	..	3,430	1,950	..
Other Foreign Countries ..	91	152	169	163	55	2,340	3,600	3,809	4,223	2,108
Asiatic Turkey, Levant and Black Sea	28	37	1,212	1,125
Madagascar	41	1,750	..
TOTAL, FOREIGN COUNTRIES ..	6,929	7,585	9,043	9,195	5,361	2,09,259	2,35,359	2,75,948	2,98,046	1,50,453
TOTAL, BRITISH EMPIRE AND FOREIGN COUNTRIES ..	7,601	8,381	10,886	9,998	6,325	2,29,420	2,55,993	3,12,003	3,23,803	1,71,355
TOTAL SPICES ..	27,074	29,741	34,956	32,926	30,721	12,41,526	13,55,664	12,43,004	10,99,015	11,46,891
STATIONERY (excluding PAPER) (III-M.)—										
Madras Value.	1,450
India—Bombay	1,120	1,950	1,638
British East Africa	1,547
United Kingdom
Somaliland	1,709	2,185	2,151	3,705	2,929
Perim	1,085	..
Zanzibar and Pemba	3,820
Other British Possessions	1,627	745	1,572	1,390	1,419
TOTAL, BRITISH EMPIRE	4,456	10,247	5,361	6,180	5,797

GENERAL EXPORTS.

SEA-BORNE TRADE.

No. 8—contd.

Total quantities and value of articles exported—contd.

Articles, and countries of final destination.	Quantities.					Value.				
	1924-25.	1925-26.	1926-27.	1927-28.	1928-29.	1924-25.	1925-26.	1926-27.	1927-28.	1928-29.
						Rs.	Rs.	Rs.	Rs.	Rs.
STATIONERY (excluding PAPER) (III-M).—contd.										
Independent Somali Ports .. Value	5,962	..	1,000	1,513
Greece	1,076
Medi	1,246	2,225
Kamran	1,600	2,350	1,265
Italian East Africa	2,187	2,526	1,280	..	1,445
Arabian Gulf Ports	1,363	1,310	2,013
Hodeidah	8,671	8,523	4,635	14,503	11,591
Djibouti and Obokh	2,183	1,715	2,950	2,693	2,126
Other Foreign Countries
TOTAL, FOREIGN COUNTRIES	17,079	19,972	8,866	21,856	22,178
TOTAL, BRITISH EMPIRE AND FOREIGN COUNTRIES	21,535	30,219	14,226	28,036	27,975
STONE AND MARBLE (III-V).—										
Perim Tons
United Kingdom
Other British Possessions ..	1/2	1	1/2	1	2	510	300	526	73	734
TOTAL, BRITISH EMPIRE ..	1/2	1	1/2	1	2	510	300	526	73	734
Italian East Africa	1,315
Djibouti	2
Arabian Gulf Ports
Other Foreign Countries ..	3	6	4	5	9	836	1,487	889	882	1,610
TOTAL, FOREIGN COUNTRIES ..	3	6	6	5	9	836	1,487	2,204	882	1,610
TOTAL, BRITISH EMPIRE AND FOREIGN COUNTRIES ..	3 1/2	7	6.5	6	11	1,346	1,787	2,780	955	2,344
SUGAR, REFINED (I. G.).—										
Anglo Egyptian Sudan	25	5,390	..
Somaliland	1,112	1,321	1,399	2,866	2,687	3,66,863	3,09,681	3,63,139	6,41,707	5,61,802
Zanzibar	36	71	11	8,487	18,925	2,716	..
Perim	51	72	72	64	75	18,035	17,123	17,703	14,853	16,061
Straits Settlements
Other British Possessions	1	1/2	2	7	..	320	60	417	1,716
India—Bombay	45	43	12,000	11,270
Kenya Colony	20	146	188	99	55	5,400	35,300	42,825	22,275	18,970
TOTAL, BRITISH EMPIRE ..	1,183	1,576	1,730.4	3,112	2,867	3,90,298	3,70,881	4,42,652	6,99,358	6,09,819
Medi	274	133	99	146	36	97,549	38,482	25,800	33,000	39,798
Mossowah	192	26	4	27	25	60,407	7,395	1,423	7,449	5,299
Dunkali Coast	57	115	37	95	175	18,738	26,372	8,619	20,615	25,582
Independent Somali Ports ..	186	253	294	606	573	62,732	56,838	71,380	1,37,569	1,17,481
Italian East Africa	974	959	600	1,098	816	3,32,150	2,32,590	1,54,014	2,54,936	1,64,600
Jeddah	45	96	83	48	39	14,500	20,838	20,902	12,100	7,950
Confidah	24	174	52	91	95	9,307	44,583	11,428	21,372	21,635
Gaizan	181	134	219	338	317	60,671	37,630	54,841	77,364	67,496
Lohia	42	96	240	221	82	14,614	22,155	57,516	49,611	17,208
Hodeidah	512	1,477	812	1,681	2,476	1,77,177	3,70,804	2,14,888	3,79,502	5,02,555
Furnan	67	399	755	245	359	22,141	87,400	38,748	55,522	74,225
Mokha	1,429	1,637	1,244	2,300	2,855	4,70,195	3,87,949	3,10,323	5,16,720	5,88,050
Arabian Gulf Ports	799	623	804	1,124	1,068	2,70,932	1,55,746	2,05,511	2,69,955	2,40,309
German East Africa	15	3,850
Asiatic Turkey, Levant and Black Sea
Djibouti and Obokh	675	526	947	2,094	2,196	2,27,928	1,23,677	2,37,221	4,78,927	4,58,934
Other Foreign Countries ..	2	2	4	2	3	847	780	907	498	758
Ras Hafoon	6	17	30	129	215	2,146	4,680	7,570	29,478	45,841
Mozambique	20	4	5	9,000	1,000	1,150
TOTAL, FOREIGN COUNTRIES ..	5,485	6,666	5,639	10,249	11,325	18,51,034	16,17,999	14,24,741	23,45,613	23,88,871
TOTAL, BRITISH EMPIRE AND FOREIGN COUNTRIES ..	6,668	8,242	7,369.4	13,361	14,192	22,41,332	19,88,870	18,67,393	30,44,976	29,98,690
SUGAR, UNREFINED (I. G.).—										
Somaliland	4	1,448
Other British Possessions ..	1/2	1	..	1/2	—4	158	56	..	129	52
TOTAL, BRITISH EMPIRE ..	4.2	1	..	1/2	—4	1,606	56	..	129	52
Mossowah	7,060
Hodeidah	32	43	21	17	14	12,919	15,580	..	3,779	3,950
Italian East Africa
Gaizan
Jeddah
Furnan	12	4,306
Mokha	98	4	29,790	1,004
Arabian Gulf Ports	60	12	25	148	..	15,285	2,117	6,035	32,041
Medi	5	1,375
Djibouti and Obokh	3	7	5	3	5	1,685	2,811	2,342	1,369	1,912
Other Foreign Countries ..	6	5	6	4	5	2,010	1,354	1,844	1,044	1,225
Lohia	6	6	6	1,608	1,200	1,523
TOTAL, FOREIGN COUNTRIES ..	162	125	50	49	172	53,693	37,234	14,886	11,277	39,128
TOTAL, BRITISH EMPIRE AND FOREIGN COUNTRIES ..	166.8	126	50	49.5	172—4	55,299	37,290	14,886	11,406	39,150

GENERAL EXPORTS.

No. 8—contd.

Total quantities and value of articles exported—contd.

Articles, and countries of final destination.	Quantities.					Value.				
	1924-25.	1925-26.	1926-27.	1927-28.	1928-29.	1924-25.	1925-26.	1926-27.	1927-28.	1928-29.
						Rs.	Rs.	Rs.	Rs.	Rs.
SUGAR, (I-G)—continued.										
<i>Confectionery (I-G)—</i>										
Somaliland Tons	1	2	1	1,277	2,217	1,257
Perim "	1	1,028
Other British Possessions "	1	1	2	965	849	1,511
Zanzibar "
TOTAL, BRITISH EMPIRE "	3	3	3	3,270	3,066	2,768
Medi Tons	4	1	3,895	1,030
Jeddah "	12
D'jibouti and Obokh "	10	15	4	10,142	13,323	10,028
Massowah "	5	5	5,551	3,811	2,880
Lohia "
Gaizan "	1	2	1,258	1,315
Mokha "	2	2	2	1,631	1,795
Confidah "	..	2	10	1,231	1,097
Hodeidah "	7	11	7,231	10,040	8,415
Furan, etc. "
Dunkali Coast "
Arabian Gulf Ports "	25	15	17	22,542	11,670	13,868
Italian East Africa "	6	3	6	7,815	3,573	5,280
Other Foreign Countries "	2	2	4	1,643	1,806	2,785
TOTAL, FOREIGN COUNTRIES "	62	58	55	61,708	47,594	44,353
TOTAL, BRITISH EMPIRE AND FOREIGN COUNTRIES "	65	61	58	64,978	52,660	47,121
TOTAL, SUGAR "	6,899-8	8,429	7,477-4	13,410 5	14,364-4	23,61,609	20,78,820	19,29,400	30,56,382	30,37,870
TALLOW AND STEARINE (includ- ing GREASE AND ANIMAL FAT) (II-L)—										
Bahrain Islands Cwt.	110	2,580	..
Bombay "	30	1,000	..
Anglo-Egyptian Sudan "	25	25	30	78	48	1,004	653	763	2,100	1,040
Other British Possessions "	19	390	..
Mesopotamia "	51	1,358	..
TOTAL, BRITISH EMPIRE "	25	25	30	288	48	1,004	653	763	7,428	1,040
Muscat "	287	134	..	115	..	6,869	3,260	..	1,994	..
Confidah and Salif "	75	1,200
A. Turkey, Levant & B. Sea "	..	42	163	1,120	3,453
Massowah "	..	62	116	1,730	2,505
Furan "
Hodeidah "	607	294	439	380	86	15,756	6,835	9,618	7,000	1,587
Arabian Gulf Ports "
Gaizan "
Italian East Africa "
Mokha "	251	157	61	6,190	3,210	1,388
Asiatic Turkey, Persian Gulf "	161	47	59	136	104	4,162	1,309	1,359	2,619	2,036
Other Foreign Countries "	64	1,550
Lohia "
Medi "
TOTAL, FOREIGN COUNTRIES "	1,306	726	977	631	190	32,968	17,464	21,073	11,613	3,623
TOTAL, BRITISH EMPIRE AND FOREIGN COUNTRIES "	1,331	751	1,007	919	238	33,972	18,117	21,836	19,041	4,663
TEA (I-H)—										
<i>Tea, Black—</i>										
Egypt Lbs.
Kanya Colony "	..	2,376	2,817	4,048	18,332	..	2,304	2,615	3,850	11,817
Anglo-Egyptian Sudan "	22,616	20,923	11,320	15,453	..
Somaliland "	74,346	78,165	77,242	1,33,533	85,992	73,379	72,935	65,733	1,14,594	72,851
United Kingdom "
Zanzibar "
Perim "	4,321	4,052	4,900	4,454	5,292	5,215	4,625	5,107	4,369	4,831
India—Bombay "	7,600	5,138	..
Other British Possessions "	1,680	2,212	900	336	2,193	980	1,912	600	400	1,741
TOTAL, BRITISH EMPIRE "	80,347	86,805	108,475	1,70,894	111,709	79,574	81,776	85,375	1,43,804	91,240
Mokha "	..	6,840	7,100
Independent Somali Ports "	5,526	18,772	13,429	27,615	18,500	5,392	19,200	12,968	25,523	17,056
Medi "	3,480	2,010	2,020	1,254	1,896	3,480	2,400	1,980	1,300	1,800
Dunkali Coast "	..	1,225	1,346	2,182	3,218	..	1,243	1,312	2,112	3,050
Kenfidah "	..	19,120	1,900	1,156	2,100	..	17,700	1,700	1,256	2,100
Massowah "	44,500	11,356	15,233	1,480	3,800	42,361	10,925	12,000	1,410	3,500
Egypt "	4,120	3,900
Italian East Africa "	49,700	112,057	116,854	1,02,676	73,899	51,186	1,09,225	1,04,891	94,473	66,677
Gaizan "	4,990	5,110	2,506	2,344	2,136	4,930	5,018	2,455	2,320	2,100
Lohia "	2,312	2,300
D'jibouti and Obokh "	45,507	41,191	53,677	78,542	64,653	45,352	40,828	49,534	67,862	52,413
Jeddah "	24,612	9,820	42,264	12,042	5,036	23,980	10,070	36,496	10,335	4,500
Other Foreign Countries "	2,063	2,632	919	1,530	527	2,345	2,318	668	1,481	509
Arabian Gulf Ports "	4,753	9,071	15,179	15,073	16,205	4,780	8,817	13,723	14,060	15,302
Hodeidah "	..	2,667	3,500	3,295	8,443	..	2,293	3,129	2,902	6,647
Kamaran "	1,616	49,424	1,739	6,052	4,814	1,005	37,275	1,760	5,890	4,653
Asiatic Turkey, Levant and Black Sea "	2,676	2,204
Ras Hafun "	3,345	7,705	9,610	2,835	6,757	7,820
TOTAL, FOREIGN COUNTRIES "	189,423	291,295	276,134	262,946	213,957	1,87,003	2,73,412	2,47,751	2,37,681	1,92,027
TOTAL, BRITISH EMPIRE AND FOREIGN COUNTRIES "	269,770	378,100	384,609	433,840	330,666	2,66,577	3,55,188	3,33,126	3,81,485	2,83,267

GENERAL EXPORTS.

SEA-BORNE TRADE.

No. 8—contd.

Total quantities and value of articles exported—contd.

Articles, and countries of final destination.	Quantity.					Value.				
	1924-25.	1925-26.	1926-27.	1927-28.	1928-29.	1924-25.	1925-26.	1926-27.	1927-28.	1928-29.
Tea (I. H.)—						Rs.	Rs.	Rs.	Rs.	Rs.
Tea, Green (I. H.)—										
Other British Possessions .. Lbs.	500	700	..
TOTAL, BRITISH EMPIRE .. "	500	700	..
Kamran "	..	2,504	3,850
Jeddah "	2,800	1,500	2,800	1,500	..
Other Foreign Countries .. "	..	784	700
TOTAL, FOREIGN COUNTRIES .. "	..	3,288	2,800	1,500	4,550	2,800	1,500	..
TOTAL, BRITISH EMPIRE AND FOREIGN COUNTRIES .. "	..	3,288	2,800	2,000	4,550	2,800	2,200	..
TOTAL OF TEA .. "	289,770	381,388	387,409	435,840	330,666	2,66,577	3,59,738	3,35,926	3,83,685	2,83,267
TEXTILES—										
COTTON—										
Raw (II. M.)—										
Zanzibar Tons	..	3	2,800
India—Bombay "	15	4	..	63	11	18,600	3,400	..	57,085	9,000
Other British Possessions .. "	1	8	1	1	1	205	208	517	450	361
TOTAL, BRITISH EMPIRE .. "	15½	7-8	1	64	12	18,805	6,408	517	57,535	9,361
Jeddah "	2	8	1,020	4,940
United States "	8	10,000
D'jibouti "	2	1,484	..
Arabian Gulf Ports "	1	3	..	3	3	1,140	2,594	..	2,205	1,847
Other Foreign Countries .. "	1/10	8	3	1/20	1	351	230	2,093	56	648
TOTAL, FOREIGN COUNTRIES .. "	9-7	3-6	3	7-1	12	11,491	2,824	2,093	4,745	7,435
TOTAL, BRITISH EMPIRE AND FOREIGN COUNTRIES .. "	24-12	10-14	4	71-1	24	30,296	9,232	2,610	62,280	16,796
Waste (II. M.)—										
Perim "
Other British Possessions .. Cwt.	4	4	3	10	10	140	48	120	407	465
TOTAL, BRITISH EMPIRE .. "	4	4	3	10	10	140	48	120	407	465
Other Foreign Countries .. "	3	7	4	3	26	92	280	150	138	937
D'jibouti "
TOTAL, FOREIGN COUNTRIES .. "	3	7	4	3	26	92	280	150	138	937
TOTAL, BRITISH EMPIRE AND FOREIGN COUNTRIES .. "	7	11	7	13	36	232	328	270	545	1,402
Twist and Yarn—										
Mule and Water, Nos. 1 to 10 (III. Q.)—										
Egypt Lbs.
Bombay "
Somaliland "	..	926	1,308	1,201	1,290
Perim "
Other British Possessions .. "	1,151	152	442	1,116	116	389
TOTAL, BRITISH EMPIRE .. "	1,151	926	1,308	152	442	1,116	1,201	1,290	116	389
Lohia "	..	2,800	2,430	3,240	2,800	2,430	2,440	..
Konfidah "	..	2,400	1,600	..	8,220	..	2,400	1,600	..	6,960
Independent Somali Ports .. "	1,080	3,124	3,414	1,250	1,970	2,787
D'jibouti and Obokh "	388,826	350,294	606,243	878,228	2,039,414	4,15,660	3,19,281	4,22,470	6,42,187	16,62,941
Massowah "	1,350	3,000	4,036	9,452	7,195	1,560	2,417	3,000	6,475	5,045
Italian East Africa "	17,000	7,518	16,766	4,512	8,744	20,310	7,285	13,255	3,395	6,285
Hodeidah "	40,982	1,80,480	234,252	218,484	277,956	43,175	1,46,839	1,81,546	1,57,825	2,15,442
Mokha "	285,711	161,474	174,240	170,408	119,183	2,66,910	1,54,934	1,52,070	1,33,851	98,024
Arabian Gulf Ports "	188,052	108,828	181,589	195,000	85,390	1,89,910	95,342	1,53,185	1,53,711	71,082
Gaizan "	4,850	3,910
Medi "	20,080	3,400	7,200	11,448	17,936	23,150	5,300	6,600	8,810	15,050
Other Foreign Countries .. "	550	2,460	2,110	1,762	200	650	2,100	1,350	1,311	150
Kamran "	2,200	3,348	4,528	3,200	10,141	2,300	3,258	3,930	2,750	8,668
Dunkali Coast "	15,200	12,400	22,710	24,180	16,850	15,075	10,500	20,340	21,960	13,640
Roa Hopoon "	2,016	3,424	1,550	2,550
Asiatic Turkey Levant and Black Sea "	2,000	1,400
TOTAL, FOREIGN COUNTRIES .. "	947,011	815,382	1,257,710	1,525,054	2,604,917	9,79,850	7,52,004	9,61,776	11,38,235	21,13,924
TOTAL, BRITISH EMPIRE AND FOREIGN COUNTRIES .. "	948,162	816,308	1,259,018	1,526,206	2,606,359	9,81,066	7,53,205	9,63,066	11,38,351	21,14,313
Mule and Water, Nos. 11 to 20 (III. Q.)—										
Suakin and Port Soudan .. "
Egypt "
Perim "
India—Bombay "
Other British Possessions .. "	..	50	300	94	620	..	50	250	76	665
TOTAL, BRITISH EMPIRE .. "	..	50	300	94	620	..	50	250	76	665

GENERAL EXPORTS.

No. 8—contd.

Total quantities and value of articles exported—contd.

Articles, and countries of final destination.	Quantity.					Value.				
	1924-25.	1925-26.	1926-27.	1927-28.	1928-29.	1924-25.	1925-26.	1926-27.	1927-28.	1928-29.
						Rs.	Rs.	Rs.	Rs.	Rs.
TEXTILES—contd.										
COTTON—contd.										
<i>Teas and Furs—contd.</i>										
Mule and Water, Nos. 11 to 20 (III-Q.)—contd.										
Lohia Lbs.	1,800	1,700	..	3,300	4,950
Kamran	1,700	..	8,900	5,000	3,500
Asiatic Turkey, Levant and Black Sea	3,900	5,67,826	5,46,974	7,41,354	7,98,801	5,07,780
Djibouti and Obokh	462,845	509,516	901,956	1,156,015	590,144	17,720	6,800	7,700
Masowah	14,100	10,400	1,650	9,200	68,985	88,086
Medi	10,098	1,500	9,400	8,296	8,972	20,610	1,10,810	67,907	61,451	65,722
Hodeidah	16,288	108,920	100,258	78,760	92,689	73,157	1,03,558	60,767	29,250	33,090
Mocha	153,944	103,450	62,410	77,934	73,157	1,66,455	52,675	46,954	3,110	..
Arabian Gulf Ports	75,383	56,940	50,604	36,832	35,956	83,182	3,800	16,823	410	875
Dunkali Coast	26,200	4,050	22,545	3,628	..	25,635	1,142	250	3,845	4,225
Other Foreign Countries	740	1,070	300	568	1,300	750	18,150	11,795
Italian East Africa	18,808	18,372	12,904	4,012	4,200	24,140
TOTAL, FOREIGN COUNTRIES	778,316	803,718	1,169,177	1,374,845	815,318	9,16,718	8,40,459	9,76,850	9,75,952	7,16,928
TOTAL, BRITISH EMPIRE AND FOREIGN COUNTRIES	778,316	803,718	1,169,177	1,374,845	815,318	9,16,718	8,40,459	9,77,100	9,76,028	7,16,593
Mule and Water, Nos. 21 to 30 (III-Q.)—										
Other British Possessions	56	30	..
TOTAL, BRITISH EMPIRE	56	30	..
Mule and Water, Nos. 21 to 30 (III-Q.)—										
Arabian Gulf Ports	4,000	4,850	..	7,775	23,450	5,900
Djibouti and Obokh	266,960	67,778	9,700	28,080	7,800	3,04,130	62,900	1,360	1,200	..
Italian East Africa	2,890	..	1,400	952	..	4,850	..	1,175
Other Foreign Countries	1,200	600
Masowah
TOTAL, FOREIGN COUNTRIES	273,780	68,978	11,700	27,032	7,800	3,13,830	64,075	10,335	24,650	5,900
TOTAL, BRITISH EMPIRE AND FOREIGN COUNTRIES	273,780	68,978	11,700	27,032	7,800	3,13,830	64,075	10,335	24,680	5,900
Mule and Water, Nos. 31 to 40 (III-Q.)—										
Bombay	2,100	392	800	4,200	250
Other British Possessions	300
TOTAL, BRITISH EMPIRE	300	2,100	392	800	4,200	250
Italian East Africa	6,200	1,300	2,692	11,488	2,200	3,540
Djibouti and Obokh	88,526	156,207	73,948	65,428	61,350	1,62,870	2,40,625	96,750	77,023	46,456
Masowah
Hodeidah	2,000	..	900	1,600	..	1,875	..
Mocha	1,470	1,800	2,150	1,800
Other Foreign Countries	400	300	1,000	1,890	700	400	300	1,180	1,900	1,200
Kamran	2,400	3,200	1,850	2,900	..
TOTAL, FOREIGN COUNTRIES	96,596	161,607	79,440	71,408	62,050	1,76,908	2,46,525	1,03,320	83,698	47,656
TOTAL, BRITISH EMPIRE AND FOREIGN COUNTRIES	96,896	163,707	79,440	71,408	62,442	1,77,708	2,50,725	1,03,320	83,698	47,906
Mule and Water, above No. 40 (III-Q.)—										
British Somaliland
Bombay
Other British Possessions
TOTAL, BRITISH EMPIRE
Djibouti and Obokh	153,040	178,174	253,306	373,162	128,936	3,31,952	3,20,132	3,44,993	4,89,185	205,579
Italian East Africa	11,108	1,480	4,156	4,244	2,500	31,255	1,800	6,420	5,850	4,355
Mocha
Masowah
Other Foreign Countries	1,290	..	40	400	..	1,160	..	50	325
TOTAL, FOREIGN COUNTRIES	164,148	180,944	257,462	377,446	131,836	3,53,207	3,23,092	3,51,413	4,95,085	2,10,259
TOTAL, BRITISH EMPIRE AND FOREIGN COUNTRIES	164,148	180,944	257,462	377,446	131,836	3,53,207	3,23,092	3,51,413	4,95,085	2,10,259
Orange, red and other colours—										
Orange, Nos. 1 to 20 (III-Q.)—										
Kenya Colony	1,568	1,800
British Somaliland	3,352	1,876	3,160	1,975
Perim
Other British Possessions	524	540	..
TOTAL, BRITISH EMPIRE	..	3,352	1,876	524	1,568	..	3,160	1,975	540	1,800
Medi	3,500	1,200	4,550	2,000
Dunkali Coast	800	1,000
Djibouti and Obokh	44,810	26,070	39,528	27,078	31,900	67,296	37,870	28,350	24,780	32,150
Italian East Africa	5,036	13,540	7,472	4,536	1,720	12,550	19,810	10,400	6,375	2,250
Hodeidah	5,036	39,576	33,823	22,553	35,298	9,065	51,995	43,820	28,495	42,950
Mocha	28,956	13,768	2,000	3,696	..	37,435	14,480	2,100	2,900	..
Arabian Gulf Ports	2,298	..	1,300	2,050	2,072	2,320	..	1,300	2,800	2,000
Lohia
Galzan
Other Foreign Countries	600	1,084	800	400	440	600	1,100	700	400	512
Confidah	1,700	1,700
TOTAL, FOREIGN COUNTRIES	91,236	96,038	84,923	60,313	73,130	1,33,816	1,28,255	86,570	65,540	81,562
TOTAL, BRITISH EMPIRE AND FOREIGN COUNTRIES	91,236	99,390	86,799	60,837	74,698	1,33,816	1,31,415	88,545	66,080	83,362

Total quantities and value of articles exported—contd.

Articles, and countries of final destination.	Quantity.					Value.				
	1924-25.	1925-26.	1926-27.	1927-28.	1928-29.	1924-25.	1925-26.	1926-27.	1927-28.	1928-29.
TEXTILES—contd.										
COTTON—contd.										
<i>Twist and Yarn—contd.</i>										
Orange, Nos. 21 to 40 (III-Q.)—										
Kenya Colony .. Lbs.	952	1,825
Karachi
Other British Possessions
TOTAL, BRITISH EMPIRE	952	1,825
Medi ..	53,844	69,272	24,550	46,080	61,026	1,16,779	1,30,450	23,950	54,895	72,240
Djibouti and Obokh ..	14,986	18,040	11,630	5,860	5,720	36,970	28,980	18,980	8,250	7,700
Hodeidah ..	1,700	736	..	1,200	1,100	..
Italian East Africa ..	1,700	3,688
Mooha
Arabian Gulf Ports
Massowah
Konfidah	3,600	2,800	..
Other Foreign Countries ..	300	500	1,700	400	1,220	450	500	1,200	200	1,425
Dunkali Coast	2,100	2,100
TOTAL, FOREIGN COUNTRIES ..	72,440	90,704	42,022	61,162	75,218	1,59,078	1,66,150	50,470	77,095	95,326
TOTAL, BRITISH EMPIRE AND FOREIGN COUNTRIES ..	72,440	90,704	42,022	61,162	75,170	1,59,078	1,66,150	50,470	77,095	97,151
Orange, above No. 40 (III-Q.)—										
Djibouti and Obokh	1,500	48,624	2,000	3,000	..	3,000	78,280	3,575	6,450
Italian East Africa	700	1,100
Other Foreign Countries ..	300	443	600	900	650	600
TOTAL, FOREIGN COUNTRIES ..	300	1,500	49,324	2,443	3,600	900	3,000	79,380	4,225	7,050
Other British Possessions	280	350
TOTAL, BRITISH EMPIRE	280	350
TOTAL, BRITISH EMPIRE AND FOREIGN COUNTRIES ..	300	1,500	49,604	2,443	3,600	900	3,000	79,740	4,225	7,050
<i>Twist and Yarn—</i>										
White Bleached (d) (III-Q.)—										
Massowah	3,000	2,605	..
Arabian Gulf Port	1,456	1,500	..	1,856	1,500
Mooha ..	6,700	..	15,604	4,288	7,400	11,800	3,986	..
Djibouti ..	41,700	1,800	124,988	38,360	48,708	53,390	4,000	1,17,047	32,375	41,600
Italian East Africa ..	8,992	1,400	12,100	1,400
Other Foreign Countries ..	1,000	440	1,452	1,128	1,196	1,120	440	5,730	1,435	1,175
Hodeidah	7,676	1,590
TOTAL, FOREIGN COUNTRIES ..	58,392	5,096	149,720	46,776	61,404	74,010	7,696	1,36,167	40,401	44,275
British Somaliland	1,050	1,026
Bombay	20,000	25,000
TOTAL, BRITISH EMPIRE	21,050	26,026
TOTAL, BRITISH EMPIRE AND FOREIGN COUNTRIES ..	58,392	5,096	170,770	46,776	61,404	74,010	7,696	1,62,193	40,401	44,275
Unspecified description of Twist and Yarn (III-Q.)—										
Egypt
Somaliland ..	1,056	..	1,800	1,520	..	1,790	..	2,082	1,230	..
Suakin, etc.
India—Bombay
Other British Possessions	554	..	600	197	..	515	..	600	173
TOTAL, BRITISH EMPIRE ..	1,056	554	1,800	2,120	197	1,790	515	2,082	1,830	173
Massowah ..	1,010	2,820
Dunkali Coast ..	1,900	2,100
Italian East Africa ..	14,396	5,944	12,932	1,696	4,200	21,315	12,230	16,210	3,000	7,700
Hodeidah ..	3,250	19,020	24,057	9,304	19,696	4,620	21,955	22,215	8,550	16,425
Mooha ..	18,382	17,574	8,554	7,496	..	23,650	17,656	7,860	7,580	..
Arabian Gulf Ports ..	6,020	8,528	24,000	10,770	9,564	9,498	11,310	23,850	10,910	11,080
Muskat ..	22,166
Djibouti and Obokh	80,133	157,810	92,212	25,032	40,690	95,615	1,28,314	72,005	22,080
Konfidah	1,420	2,200	1,510	2,200	..
Lohia	6,352	8,500	..
Kamara	1,136	2,000	1,160	1,500
Medi	1,385	1,450
Other Foreign Countries ..	468	1,626	750	..	1,244	675	1,030	685	..	1,074
TOTAL, FOREIGN COUNTRIES ..	67,592	134,210	229,523	131,166	61,736	1,05,268	1,61,246	2,00,644	1,13,905	59,859
TOTAL, BRITISH EMPIRE AND FOREIGN COUNTRIES ..	68,648	134,764	231,323	133,286	61,933	1,07,058	1,61,761	2,02,726	1,15,735	60,032
TOTAL, TWIST AND YARN ..	2,552,318	2,365,159	3,337,615	3,680,596	3,891,180	32,17,391	27,01,628	29,83,908	30,21,378	33,86,841
Manufactures—										
Canvas (t) (III-Q.)—										
Suakin and Port Sudan .. Yds.
India—Bombay
Somaliland
Zanzibar
Other British Possessions ..	297	576	100	..	490	490	800	150	..	650
TOTAL, BRITISH EMPIRE ..	297	576	100	..	490	490	800	150	..	650
Massowah ..	27,000	4,960	900	14,700	4,200	1,350
Jeddah
Djibouti and Obokh
Gaizan
Arabian Gulf Ports ..	1,080	1,014
Medi
Konfidah
Hodeidah
Mooha	1,700	1,510
Fursan, etc.
Italian East Africa ..	3,850	9,700
Other Foreign Countries ..	3,299	623	723	80	1,052	1,934	771	749	55	631
TOTAL, FOREIGN COUNTRIES ..	35,029	7,283	1,623	80	1,052	27,348	6,481	2,099	55	631
TOTAL, BRITISH EMPIRE AND FOREIGN COUNTRIES ..	35,326	7,859	1,723	80	1,542	27,838	7,281	2,249	55	1,281

854
GENERAL EXPORTS.No. 8—contd.
Total quantities and value of articles exported—contd.

Articles, and countries of final destination.	Quantity.					Value.				
	1924-25.	1925-26.	1926-27.	1927-28.	1928-29.	1924-25.	1925-26.	1926-27.	1927-28.	1928-29.
						Rs.	Rs.	Rs.	Rs.	Rs.
TEXTILES—contd.										
COTTON—contd.										
Manufactures—contd.										
Handkerchiefs and shawls in the piece (ii) (III-Q.)—										
United Kingdom .. No.	2,190
Egypt	7,200	2,190
Suakin and Port Soudan	14,400
Somaliland
Zanzibar and Pemba	234	408	78	439	454	247	234	47
Other British Possessions ..	798	984
Straits Settlements
India—Bombay
TOTAL, BRITISH EMPIRE ..	798	22,584	234	408	78	439	4,834	247	234	47
Java	1,200	1,200
Lobis
Masowah	40,600	28,160	29,908	1,015	4,100	19,175	11,500	7,100
Hodeidah ..	2,580	7,000	5,362	4,410	2,155
Djibouti and Obokh ..	6,462
Gaizan	2,400	15,596	..	11,694	..	1,100	7,200	..
Italian East Africa ..	24,520	..	1,653	3,790	2,080	865	1,281	705	895	688
Other Foreign Countries ..	2,283	4,928
Medi
TOTAL, FOREIGN COUNTRIES ..	35,850	11,928	45,858	47,548	37,350	17,904	5,381	22,180	19,595	9,935
TOTAL, BRITISH EMPIRE AND FOREIGN COUNTRIES ..	36,648	34,512	46,087	47,954	37,428	18,403	10,215	22,427	19,829	9,982
Hosiery (iii) (III-Q.)—										
British Somaliland .. Value	2,071	4,160	6,328	7,723	2,080
Tanganyika Territory	718	276	642	1,502	920
Other British Possessions	1,200
Zanzibar	1,000	21,009	1,645	..	2,800
British East Africa (Kenya Colony)	2,575	..
Anglo-Egyptian Soudan
TOTAL, BRITISH EMPIRE	3,789	25,444	9,815	13,390	5,800
Arabian Gulf Ports	1,800	5,815	2,400	2,740
Italian East Africa	3,568	6,275	3,424	10,108	3,450
Djibouti and Obokh	12,369	..	1,385	6,205	21,497
Masowah	1,325	1,190	2,280	2,510
Hodeidah	3,943
Japan	4,800
German East Africa	2,400	14,350	7,500
Other Foreign Countries	1,639	1,825	1,174	1,010	1,744
Jeddah	1,100	..
TOTAL, FOREIGN COUNTRIES	24,774	25,575	20,498	23,100	35,884
TOTAL, BRITISH EMPIRE AND FOREIGN COUNTRIES	28,563	51,019	30,303	36,490	41,684
Wool—contd.										
Grey (unbleached)—										
Chadars and Dhories (iv) (III-Q.)—										
Zanzibar .. Yds.
India—Bombay
Suakin and Port Soudan ..	5,000	2,250
Somaliland
Other British Possessions
TOTAL, BRITISH EMPIRE ..	5,000	2,250
Djibouti and Obokh ..	137,070	365,036	82,250	99,700	122,000	61,425	1,14,175	24,550	26,200	33,475
Masowah
Italian East Africa
Dunkali Coast
Gaizan
Bahrain Islands
Other Foreign Countries	2,400	640
TOTAL, FOREIGN COUNTRIES ..	137,070	365,036	82,250	99,700	124,400	61,425	1,14,175	24,550	26,200	34,115
TOTAL, BRITISH EMPIRE AND FOREIGN COUNTRIES ..	142,070	365,036	82,250	99,700	124,400	63,675	1,14,175	24,550	26,200	34,115
Drills and Jeans (v) (III-Q.)—										
Anglo-Egyptian Soudan	8,000	35,100	2,250	10,000
Bombay ..	45,000	..	45,000	15,000	..	12,375
Zanzibar	6,600	1,680
Egypt
Somaliland
Kenya Colony ..	47,200	110,000	22,500	100,600	..	18,500	35,850	6,600	26,010	..
Ceylon ..	17,400	11,500
Other British Possessions	3,320	565	..	2,400	..	1,454	200	..	600
Karachi	6,000	1,700
TOTAL, BRITISH EMPIRE ..	109,600	113,320	80,665	108,600	37,500	45,000	38,304	22,555	28,260	10,600
Mozambique ..	6,000	6,000	..	20,000	..	3,505	3,750	..	5,625	..
Lobis	5,600	3,300	1,710	1,240
Persia	54,281
Djibouti and Obokh ..	67,900	143,200	142,671	172,900	174,200	29,375	5,281	41,395	46,945	46,480
Masowah ..	10,800	8,650	6,150	4,575	3,485	1,720
Medi ..	29,140	21,350	6,200	..	7,000	11,790	7,500	1,800	..	1,840
Italian East Africa ..	956,000	867,083	746,000	581,750	74,700	3,78,845	3,15,773	2,24,165	157,525	20,200
Hodeidah ..	56,100	79,200	175,600	141,000	176,350	21,825	32,100	53,070	49,070	47,821
Mocho ..	30,400	..	10,740	3,410	6,160	10,930	..	3,458	1,687	1,590
Arabian Gulf Ports	3,850	..	5,600	16,700	..	1,650	..	1,600	3,955
Kamran and Fuzen	7,800	10,350	..	46,960	..	4,000	12,276
Gaizan	4,500	7,200	41,900	3,600	..	11,280
Other Foreign Countries ..	4,800	2,500	4,100	4,750	5,030	2,025	900	1,160	1,800	1,434
German East Africa	4,300	1,125	1,425	..
Independent Somali Ports	3,400	1,580
TOTAL, FOREIGN COUNTRIES ..	1,160,440	1,145,230	1,191,911	940,019	648,990	4,60,930	4,25,149	3,34,313	2,66,677	1,46,836
TOTAL, BRITISH EMPIRE AND FOREIGN COUNTRIES ..	1,270,040	1,258,550	1,194,576	1,048,601	686,490	5,05,930	4,63,463	3,56,868	2,94,937	1,57,436

No. 8—contd.

Total quantities and value of articles exported—contd.

Articles, and countries of final destination.	Quantity.					Value.				
	1924-25.	1925-26.	1926-27.	1927-28.	1928-29.	1924-25.	1925-26.	1926-27.	1927-28.	1928-29.
<i>TEXTILES—contd.</i>										
<i>COTTON—contd.</i>										
<i>PIECE-GOODS—contd.</i>										
GREY (UNBLEACHED)—contd.										
T. Cloth and Domestic (IV) (III Q)—										
Other British Possessions Yds.
TOTAL, BRITISH EMPIRE
Other Foreign Countries
TOTAL, FOREIGN COUNTRIES
TOTAL, BRITISH EMPIRE AND FOREIGN COUNTRIES
<i>Sairtings (IV) (III-Q)—</i>										
Bahrain Islands ..	15,000	6,800
India—Bombay	37,800	10,500	..	52,350	..
India—Cutch and Kathiwar
Somaliland ..	15,300	53,400	144,970	63,060	33,210	5,345	38,061	16,279	30,105	8,153
Suakin and Port Soudan	1,200	..
Zanzibar	3,750	51,970	..
Egypt	1,200	..
Other British Possessions ..	2,250	..	990	2,400	240	900	275	450	160	45
TOTAL, BRITISH EMPIRE ..	32,550	57,150	183,760	65,460	33,450	13,045	48,836	16,729	1,36,985	8,198
Djibouti and Obokh ..	90,450	98,450	446,850	92,700	225,300	33,000	1,18,055	23,150	1,08,270	57,660
Medi ..	159,100	42,750	56,150	1,47,096	..
Mozambique
Madagascar
Massowah	95,200	46,500	11,350	..	13,600	..
Jedda ..	70,050	2,250	132,000	60,000	37,500	27,230	37,450	15,700	16,900	9,000
Muscat
Turkey in Asia
Ras Hafon
Italian East Africa ..	15,000	9,000	29,500	6,300	30,000	5,480	7,550	1,540	1,000	7,400
Confidah	12,300	20,170	..
Hodeidah ..	7,500	98,750	131,924	42,550	56,200	3,000	39,020	13,750	45,225	18,070
Mokha ..	81,600	73,156	198,150	48,800	..	28,450	51,875	13,400	398,508	..
Fuzan	72,900	43,200	27,000	41,700	..	12,890	8,200	1,900	11,200
Dunkali Coast	8,750	3,000	..
Independent Somali Ports ..	131,350	47,150	102,860	..	39,750	48,940	28,650	..	33,995	9,500
Arabian Gulf Ports ..	33,790	14,700	64,290	7,200	4,200	12,690	17,029	2,350	38,760	1,095
Lohia ..	3,000	..	3,750	1,009	1,500
Gaizan ..	50,000	47,250	72,550	4,000	..	33,130	24,080	1,300	172,600	..
Other Foreign Countries ..	3,000	3,000	2,700	900	..	675	..	700
TOTAL, FOREIGN COUNTRIES ..	694,840	612,606	1,271,574	291,550	437,350	2,49,974	3,49,249	80,065	1,012,430	1,14,625
TOTAL, BRITISH EMPIRE AND FOREIGN COUNTRIES ..	717,390	669,756	1,456,334	357,010	470,800	2,63,015	3,98,085	98,794	1,149,415	1,22,823
<i>Other sorts (IV) (III Q)—</i>										
Tanganyika Territory	153,000	209,500	31,450	..	51,775
Egypt ..	284,845	32,400	18,025	1,02,830	5,675	..	6,450	..
Somaliland ..	2,652,760	2,567,342	2,357,928	2,498,378	1,463,687	9,30,327	6,58,349	6,02,011	8,01,372	3,56,584
Zanzibar and Pemba	489,200	232,900	85,050	141,750	..	64,525	20,980	5,68,495	34,585
Perim ..	40,730	39,950	39,065	9,610	11,390	14,092	10,096	2,319	14,701	2,784
Anglo-Egyptian Soudan ..	709,650	338,300	486,203	7,99,750	981,000	2,93,460	1,45,450	1,98,750	47,080	2,36,710
India—Bombay ..	517,200	6,600	73,500	4,18,500	15,000	1,87,100	23,180	87,700	85,110	3,880
Cutch and Kathiwar	24,400	76,500	13,500	21,500	3,375
Soetra	7,200	1,950	1,675
Other British Possessions ..	900	2,220	..	300	..	612
Bahrain Islands ..	66,690	..	71,250	28,089	21,850
Kenya Colony ..	1,951,950	1,380,300	1,249,000	1,127,450	894,700	6,70,505	3,28,053	2,65,305	..	1,86,976
Seychell	7,200	2,000
Mesopotamia	31,350	7,500
TOTAL, BRITISH EMPIRE ..	6,284,725	4,858,492	4,585,068	51,07,458	3,762,767	22,26,694	12,68,678	12,12,502	15,25,158	8,84,469
Ras Hafon ..	6,600	17,800	7,200	30,660	62,850	2,250	1,890	7,314	..	15,480
Djibouti and Obokh ..	14,799,470	15,333,480	17,578,137	21,703,569	16,182,590	53,20,858	48,45,617	55,52,785	41,16,957	39,62,374
Lohia ..	8,160	155,500	169,870	85,250	..	2,730	50,565	22,010	7,160	..
Massowah ..	596,520	644,760	726,860	983,130	122,650	2,49,125	1,99,190	2,24,932	1,80,625	30,990
Dunkali Coast ..	578,990	576,600	664,590	999,290	581,930	1,98,224	1,72,274	2,22,048	76,546	1,45,128
Independent Somali Ports ..	497,469	533,800	540,741	410,795	448,245	1,80,894	1,46,500	1,00,134	1,20,327	1,06,846
Italian East Africa ..	1,954,940	1,988,360	1,051,010	1,162,250	743,350	6,88,475	5,50,753	3,04,567	7,75,283	1,91,590
German East Africa ..	48,800	198,600	171,000	19,100	48,850	..	2,000	..
Medi ..	1,023,600	485,300	309,960	351,200	588,000	3,43,440	87,415	94,560	2,15,160	1,43,040
Jedda ..	79,980	260,550	972,450	1,008,380	638,750	33,850	2,61,830	2,59,707	43,170	1,64,240
Gaizan ..	823,290	640,160	571,120	1,180,670	1,314,400	2,87,045	1,56,561	2,89,435	29,250	3,31,530
Asiatic Turkey, Persian Gulf	81,100	3,370	1,15,590	..
Hodeidah ..	901,150	3,888,450	4,821,387	4,848,400	3,880,225	3,05,790	13,09,488	10,51,076	4,28,648	9,61,882
Arabian Gulf Ports ..	987,468	1,091,488	1,512,152	1,281,555	737,300	3,61,377	426,718	3,03,868	3,18,351	1,72,463
Confidah ..	58,800	639,000	234,900	364,050	292,350	21,274	61,340	923,85	49,400	74,400
Muskat	3,750
Turkey in Europe ..	45,000	16,200	54,620	..
Mozambique	5,250	..	76,500	72,180	20,275	..	17,895
Italy	45,000	10,000
Mokha ..	7,242,755	5,463,840	5,753,565	6,008,930	4,594,280	25,51,965	14,81,977	14,54,395	23,54,655	11,07,665
Fuzan, etc. ..	257,960	835,750	1,147,600	364,640	771,280	86,268	3,11,140	2,60,490	8,000	1,93,937
Other Foreign Countries ..	250	..	400	3,600	1,800	160	100	905	610	500
Egypt	136,810	78,300	33,500	..	19,400
TOTAL, FOREIGN COUNTRIES ..	29,911,002	32,771,128	37,259,012	41,559,769	31,080,480	1,06,86,945	1,01,45,578	1,02,93,373	89,05,342	76,38,860
TOTAL, BRITISH EMPIRE AND FOREIGN COUNTRIES ..	36,195,727	37,620,620	41,844,110	46,667,227	34,843,247	1,28,93,639	1,14,14,256	1,15,05,875	1,04,30,500	85,23,329
TOTAL, GREY PIECE-GOODS ..	38,225,227	39,922,962	44,576,270	48,172,547	36,021,937	1,37,26,259	1,21,93,759	1,18,23,805	1,23,40,627	88,57,693

856
GENERAL EXPORTS.

No. 8—contd

Total quantities and value of articles exported—contd.

Articles, and countries of final destination	Quantity.					Value.				
	1924-25.	1925-26.	1926-27.	1927-28.	1928-29.	1924-25.	1925-26.	1926-27.	1927-28.	1928-29.
						Rs.	Rs.	Rs.	Rs.	Rs.
TEXTILES—continued.										
COTTON—continued.										
PIECE-GOODS—continued.										
White (Bleached) (IV) (III Q)—										
Chadars and dhutis—										
India—Bombay .. Yd.		4,000	2,000
Somaliland
Straits Settlement
Zanzibar
Other British Possessions	20	1,800	95
Anglo-Egyptian Soudan ..	4,438	200	3,100	..	2,000	1,207
Bahrain Island	4,000	2,800
British East Africa	4,100
TOTAL, BRITISH EMPIRE..	6,538	8,200	3,120	4,600	4,095	1,207
Djibouti and Obokh	66,365	38,970	335,650	330,600	530,340	25,258	14,375	98,050	95,200	1,57,803
Medi	1,000
Mocha	2,000
Jeddah	4,300	1,200
Massowah	8,200	7,800	..	4,000	..	4,300	2,625	..	1,760
Hodeidah
Gaizan	3,200	1,060
Lohia
Italian East Africa
Muskat
Kamaran and Fursan
Asiatic Turkey, Persian Gulf	9,500	3,800
Other Foreign Countries..	2,200	4,000	..	6,280	230	805	1,400	..	2,196	110
Madagascar
Arabian Gulf Ports
TOTAL, FOREIGN COUNTRIES ..	70,565	64,170	43,450	336,880	536,870	27,123	24,935	1,00,675	97,396	1,60,863
TOTAL, BRITISH EMPIRE AND FOREIGN COUNTRIES ..	79,103	72,370	343,450	336,880	541,900	31,723	29,030	1,03,675	97,396	1,62,070
Drills and Jeans (IV) (III Q)—										
Suakin and Port Soudan Yd.										
India—Bombay
Zanzibar
Egypt	80	120	18	36	..
Other British Possessions
Kenya Colony	10,400	12,000	..	6,200	6,100	6,650	5,000	..	2,785	2,000
TOTAL, BRITISH EMPIRE..	10,400	12,000	80	6,320	6,100	6,650	5,000	18	2,821	2,000
Kamaran and Fursan
Jeddah	12,600	18,000	3,275	5,200	..
Djibouti and Obokh	25,309	32,109	22,633	158,006	52,538	13,155	14,360	11,135	54,405	19,055
Massowah	18,500	22,160	14,800	54,825	..	6,895	7,780	5,288	18,170
Mocha	3,100	2,040
Gaizan	10,800	3,300
Italian East Africa	34,400	5,600	15,400	10,000	64,800	14,250	1,775	5,290	8,210	19,010
Other Foreign Countries..	4,400	..	5,400	600	1,440	1,800	..	2,080	300	615
Arabian Gulf Ports
TOTAL, FOREIGN COUNTRIES ..	67,209	56,209	78,193	193,406	184,403	31,245	23,030	29,560	73,408	60,150
TOTAL, BRITISH EMPIRE AND FOREIGN COUNTRIES ..	77,609	68,209	78,273	205,726	190,503	37,895	28,030	29,578	76,224	62,150
WHITE (BLEACHED)—										
T. Cloth and Domestic (IV) (III Q)—										
Other British Possessions
TOTAL, BRITISH EMPIRE..
Other, Foreign Countries
Italian East Africa
TOTAL, FOREIGN COUNTRIES
TOTAL, BRITISH EMPIRE AND FOREIGN COUNTRIES
Shirts (IV) (III Q)—										
Cutch and Kathiawar	7,400
Kenya Colony	22,050	2,400	28,000	50,000	104,000	8,750	3,833	..	16,700	31,640
Burma—Rangoon	1,000	10,200
Zanzibar
India—Bombay	6,000	6,080	4,200	1,600
Somaliland	733,484	818,551	1,246,420	1,792,167	617,418	3,38,300	3,40,236	1,900	1,625	2,05,635
Other British Possessions ..	80	2,130	..	500	300	40	810	4,37,906	6,37,446	2,05,635
Anglo-Egyptian Soudan ..	80,000	136,000	88,300	202,800	83,200	39,250	55,100	..	320	80
TOTAL, BRITISH EMPIRE..	835,614	966,481	1,318,720	20,51,537	809,118	3,86,430	4,00,979	4,65,106	7,23,097	2,66,034

No. 8—contd.
Total quantities and value of articles exported—contd.

Articles, and countries of final destination.	Quantity.					Value.				
	1924-25.	1925-26.	1926-27.	1927-28.	1928-29.	1924-25.	1925-26.	1926-27.	1927-28.	1928-29.
<i>TEXTILES—continued.</i>										
<i>COTTON—continued.</i>										
<i>PIROU-GOODS—continued.</i>										
<i>Whites (Bleached)—continued.</i>										
<i>Shirts (IV) (III Q)—continued.</i>										
Confidah and Salif .. Yds.	14,000	44,400	6,000	20,360	28,000	6,800	19,200	2,200	6,680	9,250
Kamran	12,800	140,500	78,800	72,400	34,700	5,900	66,700	31,930	25,100	12,750
Lohia	6,000	2,650	..
Egypt	44,000	14,800
Greece
Djibouti and Obokh ..	639,055	679,300	882,256	1,001,325	787,840	2,94,605	2,68,281	3,21,264	3,55,940	2,59,800
Mozambique
Independent Somali Ports	..	16,000	18,080	30,080	40,744	..	7,700	6,030	10,185	13,369
Dunkali Coast
Massowah	10,400	18,000	22,000	29,000	26,500	4,600	6,950	7,525	10,325	8,720
Italian East Africa ..	192,550	162,250	316,500	451,700	261,210	94,040	70,680	1,13,975	1,70,100	89,700
Jeddah	50,000	39,000	348,790	64,200	174,050	25,200	20,100	1,16,550	81,667	57,100
Hodeidah	43,320	285,000	272,650	330,465	491,200	18,340	1,07,650	92,709	1,07,016	1,59,335
Mokha	163,660	60,860	58,180	61,750	53,928	76,455	18,730	25,636	26,386	18,379
Arabian Gulf Ports ..	33,200	21,250	23,230	25,840	22,000	14,100	9,800	7,970	9,059	6,910
Gaizan	37,200	11,500	34,500	38,000	18,000	17,150	4,900	12,900	10,875	6,300
Other Foreign Countries	800	4,040	1,750	1,000	1,080	400	1,320	510	350	322
Medi	18,000	13,000	13,600	7,000	12,000	8,440	5,900	4,650	2,400	3,950
TOTAL, FOREIGN COUNTRIES	1,214,985	1,475,100	2,076,376	2,139,120	1,998,252	5,66,030	6,07,911	7,44,440	8,18,731	6,60,185
TOTAL, BRITISH EMPIRE AND FOREIGN COUNTRIES	2,050,599	2,441,581	3,395,096	4,190,657	2,807,370	9,52,460	10,08,890	12,09,516	15,41,822	9,26,219
<i>Other sorts (IV) (III Q)—</i>										
Cutch and Kathiawar	8,300	26,300	3,953	8,700
Egypt	5,788	2,500
Kenya Colony	25,760	33,500	18,900	32,600	..	13,270	11,800	6,195	10,850
Somaliland	59,710	184,090	225,360	88,390	82,696	23,715	75,480	81,604	31,821	32,177
Tanganyika Territory	1,500
United Kingdom	3,242	1,350
Zanzibar and Pemba	11,150	13,500
Anglo-Egyptian Soudan	15,500	26,000	6,000	8,950	11,900	4,000	..	1,200
Perin	4,000	13,030	5,240	..	5,020	..	3,186	1,499	..	2,225
India—Bombay	2,020	2,000	1,200	3,120	520	735	800	350	840	185
Other British Possessions
TOTAL, BRITISH EMPIRE ..	87,018	270,330	327,100	123,421	147,778	37,500	1,11,899	1,12,153	43,056	53,687
<i>A. T. Lavent and Black Sea</i>										
Massowah	8,300	7,800	62,030	8,200	3,160	3,800	2,700	19,340	2,700	1,450
Madagascar
Independent Somali Ports	1,870	18,490	36,735	..	8,350	1,140	6,752	10,704	..	2,946
Dunkali Coast	30,830	145,750	19,300	13,912	40,200	7,300	..
Hodeidah	127,960	599,640	567,299	330,895	524,095	54,410	2,11,660	1,65,590	1,01,725	1,60,235
Konfidah	19,500	23,400	4,500	9,000	12,200	1,200
Medi	43,300	28,500	21,500	8,000	10,000	16,850	7,700	8,450	1,930	2,600
Fursan, etc.	30,400	218,540	86,600	34,700	44,270	13,650	67,885	29,150	10,440	13,830
Mokha	304,205	668,060	294,976	44,361	55,395	1,49,870	2,33,983	80,014	12,193	15,904
Arabian Gulf Ports ..	17,670	28,570	44,130	21,290	3,260	6,310	8,520	14,168	7,080	1,390
Jeddah	12,000	89,280	44,800	40,000	..	5,900	26,910	13,810	17,300
Gaizan	67,100	86,500	66,600	124,700	173,600	78,100	27,900	19,520	32,220	41,925
Djibouti and Obokh ..	1,691,830	2,974,518	1,722,774	1,076,070	881,187	5,04,365	7,30,471	4,47,812	2,40,457	2,74,016
German East Africa	2,000	1,600
Asiatic Turkey, Persian Gulf	2,800	1,300
Muskat
Lohia	13,700	8,000	6,731	4,800
Mozambique
Italian East Africa ..	148,090	69,950	73,100	128,600	53,140	57,375	32,570	26,255	43,460	17,660
Other Foreign Countries	120	2,040	2,000	2,950	4,100	80	1,300	745	869	1,350
TOTAL, FOREIGN COUNTRIES	2,463,945	4,790,538	3,229,074	1,866,166	1,804,579	8,44,950	13,71,784	8,96,158	4,80,189	5,52,018
TOTAL, BRITISH EMPIRE AND FOREIGN COUNTRIES	2,550,863	5,060,868	3,555,174	1,939,587	1,954,357	8,82,450	14,83,683	10,08,311	5,23,215	6,06,705
<i>TOTAL, COTTON FIBRE-GOODS (WHITES)</i>	4,758,174	7,643,028	7,371,993	6,722,850	5,494,220	19,04,528	25,49,633	23,48,110	22,38,687	17,56,144
<i>COLOURED, PRINTED OR DYED—</i>										
<i>Lungs and Saris (IV) (III Q)—</i>										
Straits Settlement .. Yds.
Kenya Colony	6,500	13,000	15,370	34,470	54,300	4,450	5,600	6,300	11,950	18,950
India—Bombay	3,000	1,500
Somaliland	70,930	58,270	26,850	23,800	12,620	27,890	19,090	10,696	10,941	5,945
Snakin and Port Soudan	16,290	7,110
Zanzibar
Bahrain Island
Mesopotamia	2,200	1,400
Other British Possessions	180	175	240	200	400	103	135	160	180	220
TOTAL, BRITISH EMPIRE ..	93,900	74,445	42,460	58,470	69,520	39,553	26,325	17,166	23,071	26,415
Madagascar
Jeddah	4,000	..	6,000	3,600	4,200	3,500	..	2,400	1,350	1,460
Asiatic Turkey, Persian Gulf	2,000	1,000
Djibouti and Obokh ..	11,310	53,390	46,340	52,138	25,220	6,810	23,150	17,173	22,290	10,900
Medi	47,760	38,600	7,500	..	12,500	18,600	13,000	2,950	..	4,850
Massowah	24,560	22,700	22,300	..	12,150	13,000	9,350	6,450	..	5,200
Lohia	7,720	5,120	2,980	1,800
Muskat
Confidah	4,930	2,900	3,000	3,200	1,000	1,300
Italian East Africa ..	10,960	9,440	21,420	85,170	93,550	5,795	4,625	8,980	30,325	41,010
Hodeidah	71,420	190,345	278,740	169,810	170,135	33,800	78,030	93,443	59,329	55,765
Mokha	72,420	11,300	24,530	12,000	5,552	35,538	5,260	7,739	4,034	1,839
Fursan	14,600	4,000	7,932	7,050	3,650	5,750	2,075	2,314	2,610	1,370
Dunkali Coast
Independent Somali Ports
Arabian Gulf Port ..	11,870	..	8,960	12,515	12,065	4,896	..	4,730	3,390	3,693
Gaizan	7,930	4,500	4,320	3,665	1,600	1,760
Other Foreign Countries	80	4,416	630	3,730	170	40	2,063	195	1,528	63
German East Africa ..	2,000	2,000	1,400	1,200
TOTAL, FOREIGN COUNTRIES	286,840	350,411	429,472	346,013	346,512	1,36,981	1,45,098	1,48,174	1,24,856	1,29,260
TOTAL, BRITISH EMPIRE AND FOREIGN COUNTRIES	379,740	424,856	471,932	404,483	416,032	1,76,534	1,71,423	1,65,333	1,47,927	1,55,675

GENERAL EXPORTS.

No. 8—contd.

Total quantities and value of articles exported—contd.

Articles and countries of final destination.	Quantity.					Value.				
	1924-25.	1925-26.	1926-27.	1927-28.	1928-29.	1924-25.	1925-26.	1926-27.	1927-28.	1928-29.
						Rs.	Rs.	Rs.	Rs.	Rs.
TEXTILES—continued.										
Cotton—continued.										
Piece-goods—continued.										
Coloured, Printed or Dyed—continued.										
Drills and Jeans (iv) (III Q)—										
Suakin and Port Soudan .. Yds.	..	3,200	7,600	1,100	2,400
British East Africa .. "
British Somaliland .. "	..	3,600	9,900	..	4,000	..	1,350	3,200	..	1,600
India—Bombay .. "
Zanzibar .. "	15	30	40	811	..
Other British Possessions .. "	11	40	80	2,630
TOTAL, BRITISH EMPIRE .. "	11	6,840	17,580	2,630	4,000	15	2,480	5,640	811	1,600
D'jibouti and Obokh .. "	11,395	22,740	12,433	14,805	..	7,880	13,660	5,780	6,558	..
Italian East Africa .. "	9,250	102,800	..	74,300	39,300	4,850	36,995	..	20,760	10,200
Jeddah .. "	5,400	14,400	1,850	3,970	..
Gaizan .. "	5,400	1,500	..
Hodeidah .. "	..	3,750	9,700	10,100	28,000	..	1,540	2,900	2,860	8,500
Massowah .. "	900	400	900	1,050	800	300
Other Foreign Countries .. "	800	2,050	1,650	1,800	5,400	1,300
Kamaman .. "
TOTAL, FOREIGN COUNTRIES .. "	21,245	131,340	29,183	120,805	73,600	13,130	53,095	11,080	36,446	20,200
TOTAL, BRITISH EMPIRE AND FOREIGN COUNTRIES .. "	21,256	138,180	46,763	123,435	77,600	13,145	55,575	16,720	37,267	21,800
Other Sorts (iv) (III Q)—										
Outah and Kathiawar .. "	3,800	1,150	..
Egypt .. "	1,600	7,995	3,000	1,000	3,850	1,600
Bahrien Islands .. "	7,160	1,540	..
Somaliland .. "	398,476	431,621	7,45,736	771,870	470,617	1,70,361	1,71,633	2,86,256	3,01,944	1,86,925
Zanzibar and Pemba .. "	14,821	3,400	..	23,250	4,500	6,075	1,700	..	6,680	1,200
Tanganyika Territory .. "	23,700	6,780	5,200	2,300
Perim .. "	36,336	28,411	43,793	23,978	32,154	17,740	13,570	21,412	10,596	13,588
Anglo-Egyptian Soudan .. "	4,400	..	237,600	167,160	68,300	2,000	..	74,350	47,140	20,920
United Kingdom .. "	..	19,218	4,880
Kenya Colony .. "	124,773	51,420	85,475	145,420	228,200	64,222	26,600	32,030	53,297	90,350
India—Bombay .. "	4,300	23,350	22,860	14,300	4,760	1,350	7,650	8,460	3,750	2,615
Other British Possessions .. "	1,018	4,985	2,100	4,000	2,770	650	2,330	810	1,300	760
Socotra .. "	4,700	2,000
Straits Settlement .. "	4,200	4,000	..	1,800	1,500	..
Mesopotamia .. "	6,760	4,515	..
TOTAL, BRITISH EMPIRE .. "	598,924	570,400	1,141,564	11,95,398	820,781	2,71,198	2,32,213	4,24,918	4,33,612	3,20,658
Massowah .. "	350,890	331,991	289,605	364,460	344,830	1,93,700	1,69,655	1,14,884	1,45,300	1,58,015
Dunkali Coast .. "	82,020	136,666	82,790	157,560	97,496	36,160	45,815	33,678	65,310	41,062
Independent Somali Ports .. "	122,610	109,008	174,715	213,819	142,898	63,573	52,273	69,552	85,145	63,345
Italian East Africa .. "	597,306	412,325	593,880	696,790	545,710	2,60,088	2,50,816	2,06,180	2,62,831	2,18,862
Mascat .. "	..	3,900	1,600
Jeddah .. "	107,000	87,490	183,416	75,020	28,530	52,000	29,565	68,070	24,384	11,900
Konfidah .. "	52,300	26,700	4,920	14,450	15,260	21,100	13,100	2,255	6,160	6,021
Gaizan .. "	36,100	44,948	72,380	89,550	162,500	18,100	20,284	29,560	31,960	62,685
Lohia .. "	8,120	19,150	19,870	14,400	2,780	3,860	8,119	7,982	5,800	1,105
Hodeidah .. "	304,583	966,145	1,009,650	1,282,720	1,725,256	1,44,800	4,13,415	4,11,157	5,08,684	6,94,170
Fursan, etc. .. "	97,060	176,100	85,160	71,270	1,41,770	47,690	83,425	32,996	27,218	54,785
Mokha .. "	1,190,165	472,695	578,821	716,770	7,35,545	5,32,462	2,19,105	2,56,428	3,02,991	3,15,084
Java .. "	1,500	3,000	..	1,000	1,500	..
Arabian Gulf Ports .. "	1,017,775	829,010	975,828	856,055	732,706	4,78,834	3,48,365	3,67,841	3,31,215	2,86,890
Ras Hafon .. "	8,300	5,600	16,950	58,200	62,282	3,800	2,300	6,130	24,860	25,260
Italy .. "
Medi .. "	4,000	..	58,500	2,000
D'jibouti and Obokh .. "	87,660	88,400	2,087,308	60,370	85,800	19,190	21,030	33,470
Anatic Turkey, Persian Gulf .. "	1,872,373	2,108,732	..	3,205,512	2,431,806	38,120	42,550	7,96,206	11,07,079	9,47,420
Austria .. "	..	7,600	9,19,330	7,75,211
Egypt .. "	3,800
German East Africa .. "	13,450	6,400
Other Foreign Countries .. "	12,150	52,925	4,370	1,410	1,060	7,800	23,600	1,830	545	410
Socotra .. "	1,772	150
Germany .. "	3,200	878	75
United States .. "	3,000	1,815
Mesopotamia .. "	1,400
A. T. Lavant and Black Sea .. "	1,000	4,860	1,475	2,090
TOTAL, FOREIGN COUNTRIES .. "	5,954,644	5,879,535	6,168,893	7,862,464	7,275,409	28,25,295	25,03,083	24,28,754	29,46,487	29,28,764
TOTAL, BRITISH EMPIRE AND FOREIGN COUNTRIES .. "	6,544,568	6,449,935	7,300,457	9,077,862	8,096,190	30,96,493	27,35,296	28,53,672	33,85,099	32,49,412
TOTAL, DYED PIECE-GOODS .. "	6,945,564	7,012,977	7,819,162	9,605,780	8,589,822	32,86,172	29,62,294	30,35,722	35,70,283	34,26,947
TOTAL, PIECE-GOODS .. "	50,028,965	54,578,961	59,767,415	64,501,177	50,108,979	1,89,16,959	1,88,82,760	1,75,77,591	1,77,32,746	1,40,20,764
Thread, Sewing (v) (III Q)—										
Egypt .. lbs.
Somaliland .. "	3,483	3,936	3,828	4,132	3,604	5,008	4,178	3,728	3,284	3,640
India—Bombay .. "	..	672	3	224	48	..	825	6	250	40
Other British Possessions .. "
TOTAL, BRITISH EMPIRE .. "	3,483	4,608	3,831	4,356	3,652	5,008	5,003	3,734	3,534	3,680
Medi .. "	1,264
Jeddah .. "	1,120	..	1,155	1,000	..
Italian East Africa .. "
Konfidah .. "	..	1,644
Hodeidah .. "	4,149	7,814	6,863	4,192	6,342	..	1,050
D'jibouti and Obokh .. "	3,869	8,031	1,848	2,138	3,786	8,515	10,040	8,553	4,675	6,112
Mokha .. "	1,162	5,232	8,930	2,293	2,080	3,461
Other Foreign Countries .. "	735	1,878	1,391	2,417	2,794	1,164	2,067
Arabian Gulf Ports .. "	1,660	1,624	2,560	2,968	4,857	884	1,986	1,476	1,760	4,202
TOTAL, FOREIGN COUNTRIES .. "	12,839	20,991	12,682	12,835	17,779	18,776	23,961	14,088	11,355	15,942
TOTAL, BRITISH EMPIRE AND FOREIGN COUNTRIES .. "	16,322	25,599	25,097	17,191	21,431	27,774	28,964	17,028	14,889	19,522

No. 8—contd.

Total quantities and value of articles exported—contd.

Articles, and countries of final destination.	Quantity.					Value.				
	1924-25.	1925-25.	1926-27.	1927-28.	1928-29	1924-25.	1925-26.	1926-27.	1927-28.	1928-29.
TEXTILES—continued.										
<i>Cotton—continued.</i>										
<i>Other Sorts of Manufactures (vi)</i>										
(III-Q)—										
British East Africa .. Lbs.	1,680	4,000
Straits Settlement
Somaliland	1,406	5,187
Perim	1,383	1,400	1,440	1,807	4,875	..
Suakin and Port Soudan	2,456	2,972	3,034
Other British Possessions	2,128	1,071	280	896	2,210	3,153	1,179	80	530	1,892
India—Bombay
TOTAL, BRITISH EMPIRE	3,808	1,071	3,069	7,463	3,650	7,153	1,179	4,343	8,077	4,926
Medi	1,687	1,035
Massowah	1,287	..	1,400	1,135	..	3,450	..
Hodeidah	1,902	4,032	2,576	2,454	2,737	2,116	4,845	3,910	2,110	2,439
Arabian Gulf Ports	2,660	4,444	5,923	7,348	12,830	3,580	2,825	4,190	5,854	9,642
D'jibouti and Obokh	17,183	4,089	41,838	38,920	70,877	29,462	14,399	39,391	39,284	46,316
Jeddah
Mocha	1,400	1,412
Ras Hafoon
Other Foreign Countries	948	2,404	1,534	4,053	3,868	612	1,370	1,055	1,020	2,997
Japan	10,960	14,960
Italian East Africa	1,208	504	..	2,935	1,260	..
TOTAL, FOREIGN COUNTRIES	37,948	21,236	51,871	56,199	90,312	56,113	24,574	48,548	55,689	61,394
TOTAL, BRITISH EMPIRE AND FOREIGN COUNTRIES	41,756	222,307	54,940	63,662	93,962	63,266	25,753	52,889	63,766	66,320
TOTAL, COTTON MANUFACTURE (including TWIST AND YARN) Value	2,22,96,204	2,17,07,620	2,06,92,189	2,08,89,153	1,75,46,414
TOTAL, COTTON, RAW AND MANUFACTURES	2,23,26,732	2,17,17,180	2,06,95,069	2,09,51,978	1,75,64,612
<i>Flax—</i>										
<i>Raw (ii-h) (III-Q)—</i>										
Other Foreign Countries
<i>Flax Manufactures—</i>										
<i>Bags and Sacks (i) (III Q)—</i>										
Other Foreign Countries .. Nos.
TOTAL, FOREIGN COUNTRIES
TOTAL, BRITISH EMPIRE AND FOREIGN COUNTRIES
<i>Flax—</i>										
<i>Other Sorts (ii) (III-U)—</i>										
United Kingdom
India—Bombay Lbs.
Perim	3,826	6,720	2,401	3,000
Other British Possessions	297	376	..	1,104	1,568	396	450	..	646	790
TOTAL, BRITISH EMPIRE	297	4,202	6,720	1,104	1,568	396	2,851	3,000	646	790
Germany
Massowah
D'jibouti and Obokh	1,372	1,652	1,826	1,325
Other Foreign Countries	1,428	2,190	3,052	504	2,184	490	1,201	1,657	380	1,000
Belgium
TOTAL, FOREIGN COUNTRIES	2,800	2,190	3,052	504	3,836	2,306	1,201	1,657	380	2,825
TOTAL, BRITISH EMPIRE AND FOREIGN COUNTRIES	3,097	6,392	9,772	1,608	5,404	2,702	4,052	4,657	1,026	3,615
TOTAL, FLAX, RAW AND MANUFACTURES	3,097	6,392	9,772	1,608	5,404	2,702	4,052	4,657	1,026	3,615
<i>Hosiery and Millinery (III-U)—</i>										
Br. Somaliland Value	2,410	3,484	2,175
Gibraltar
India—Bombay	2,200	..
Other British Possessions	1,562	865	200	787	2,535
TOTAL, BRITISH EMPIRE	1,562	865	2,610	6,471	4,710
Hodeidah Value	1,128	1,250	6,270	6,400	7,210
Arabian Gulf Ports	1,850	1,800	3,011	10,904	5,660
Mocha
Italy on East Africa	3,950
Japan
D'jibouti and Obokh	10,135	5,693	15,669	34,275	55,432
Massowah
Gaizan
Other Foreign Countries	459	2,585	1,837	1,916	1,777
TOTAL, FOREIGN COUNTRIES	13,572	11,328	26,787	53,485	74,029
TOTAL, BRITISH EMPIRE AND FOREIGN COUNTRIES	15,134	12,193	29,397	59,966	7,81,739
<i>Hemp—</i>										
<i>Raw (ii-h) (II-Q)—</i>										
Other British Possession .. Cwt.	..	20	500
Egypt	53	1,500
TOTAL, BRITISH EMPIRE	53	20	1,500	500
Other Foreign Countries
TOTAL, BRITISH EMPIRE AND FOREIGN COUNTRIES	53	20	1,500	500

GENERAL EXPORTS.

SEA-BORNE TRADE.

No. 8—contd.

Total quantities and value of articles exported—contd.

Articles, and countries of final destination.	Quantity.					Value.				
	1924-25.	1925-26.	1926-27.	1927-28.	1928-29.	1924-25.	1925-26.	1926-27.	1927-28.	1928-29.
<i>Textiles—continued.</i>										
<i>Manufactures—continued.</i>										
<i>Jute—continued.</i>										
<i>Hessian Gunny Cloth (III-R)—</i>										
Other British Possessions .. Yds.
TOTAL, BRITISH EMPIRE .. "
Italian East Africa .. "	2,000	2,000	16,000	3,500	4,000	1,000	1,000	8,000	1,450	2,000
Other Foreign Countries .. "	1,500	..	1,000	500	..	500
Djibouti .. "	9,744	25,500	2,807	8,637
TOTAL, FOREIGN COUNTRIES .. "	2,000	2,000	17,500	13,244	30,500	1,000	1,000	8,500	4,257	11,137
TOTAL, BRITISH EMPIRE AND FOREIGN COUNTRIES .. "	2,000	2,000	17,500	13,244	30,500	1,000	1,000	8,500	4,257	11,137
<i>Rope and Twine (iv) (III-O)—</i>										
Somaliland .. Cwt.	42	..	28	64	58	1,625	..	1,032	2,268	2,215
India—Bombay .. "
Perim .. "	..	29	47	86	29	..	1,804	2,591	5,544	1,159
Other British Possessions .. "	42	8	..	11	9	1,043	396	..	228	460
TOTAL, BRITISH EMPIRE .. "	84	37	75	161	96	2,668	2,200	3,623	8,038	3,834
Dunkali Coast .. "	27	..	28	45	38	1,440	..	1,109	2,677	1,424
Arabian Gulf Ports .. "	78	40	47	70	48	3,285	1,704	1,836	2,609	1,767
Djibouti and Obokh .. "	200	135	303	197	200	7,519	6,851	7,770	5,700	7,086
Gaizan .. "
Mossawah .. "	49	50	..	39	47	2,176	2,115	..	2,480	1,665
Other Foreign Countries .. "	23	37	64	26	37	947	1,529	2,851	962	1,451
Mokha .. "	55	65	108	103	82	1,717	3,309	5,815	6,463	4,176
TOTAL, FOREIGN COUNTRIES Cwt.	432	327	477	485	452	17,084	14,398	19,391	20,901	17,569
TOTAL, BRITISH EMPIRE AND FOREIGN COUNTRIES .. "	516	364	552	646	548	19,752	16,598	23,004	29,399	21,403
<i>Other Kinds (v) (III-R)—</i>										
Zanzibar .. "
Other British Possessions .. "	65	87	44	61	60	681	560	227	314	291
TOTAL, BRITISH EMPIRE .. "	65	87	44	61	60	681	560	227	314	291
Djibouti and Obokh .. "	..	34	1,201
Other Foreign Countries .. "	112	2	19	3	11	618	6	80	51	45
TOTAL, FOREIGN COUNTRIES .. "	112	36	19	3	11	618	1,207	80	51	45
TOTAL, BRITISH EMPIRE AND FOREIGN COUNTRIES .. "	177	123	63	64	71	1,299	1,767	307	365	336
TOTAL, VALUE OF JUTE, RAW AND MANUFACTURES .. Value	2,36,671	3,43,869	2,84,252	2,38,259	2,94,632
<i>Silk—</i>										
<i>Mulberry silk excluding Tasar and other silk—</i>										
<i>Raw (a) (II-O)—</i>										
United Kingdom .. Lbs.
Other British Possessions .. "
TOTAL, BRITISH EMPIRE .. "
France .. "
Mokha .. "	..	224	1,000
Mossawah .. "
Hodeida .. "	616	1,800	..
Djibouti and Obokh .. "	1,670	1,787	1,453	3,404	3,905	22,665	10,316	11,430	7,578	15,300
Other Foreign Countries .. "	1	168	224	20	400	700
Jeddah .. "
Gaizan .. "
TOTAL, FOREIGN COUNTRIES .. "	1,671	2,159	1,453	4,020	4,129	22,685	11,716	11,430	9,18	16,000
TOTAL, BRITISH EMPIRE AND FOREIGN COUNTRIES .. "	1,671	2,159	1,453	4,020	4,129	22,685	11,716	11,430	9,178	16,000
<i>Silk Chasam or waste—</i>										
Other British Possessions .. "	672	500
United Kingdom .. "
TOTAL, BRITISH EMPIRE .. "	672	500
Austria .. "
Germany .. "
France .. "
Other Foreign Countries .. "
TOTAL, FOREIGN COUNTRIES .. "
TOTAL, BRITISH EMPIRE AND FOREIGN COUNTRIES .. "	672	500
<i>Goods of silk mixed with other materials (b) (II-O)—</i>										
India—Bombay .. Yds.	3,900	2,450
Straits Settlement .. "	2,000	1,000
Other British Possessions .. "
TOTAL, BRITISH EMPIRE .. "	5,900	3,450
Mossawah .. Yds.	400
Arabian Gulf Ports .. "
Djibouti and Obokh .. "	21,500	10,634
Egypt .. "	5,580	1,800
Hodeidah .. "	1,560	8,325	3,140	9,100
Other Foreign Countries .. "	250	..	600	4	..	1,500	305	..
TOTAL, FOREIGN COUNTRIES .. "	650	2,160	35,429	1,500	3,445	21,534
TOTAL, BRITISH EMPIRE AND FOREIGN COUNTRIES .. "	650	2,160	41,329	1,500	3,445	24,984

GENERAL EXPORTS.

SEA-BORNE TRADE.

No. 8—contd.

Total quantities and value of articles exported—contd.

Articles, and countries of final destination.	Quantity.					Value.				
	1924-25.	1925-26.	1926-27.	1927-28.	1928-29.	1924-25.	1925-26.	1926-27.	1927-28.	1928-29.
TEXTILES—contd.										
Wool—contd.						Rs.	Rs.	Rs.	Rs.	Rs.
Carpets and Rugs (ii) (III T.)—										
Kenya Colony .. Lbs.	616	336	3,500	1,250
Zanzibar	476	3,300	..	3,000
India—Bombay	896	1,000
Anglo-Egyptian Sudan	560	224	8,000	..
Egypt, etc. ..	560	4,000
United Kingdom ..	1,577	482	756	658	656	5,332	1,483	1,675	2,150	1,000
Other British Possessions ..	642	..	1,031	924	308	3,056	..	1,522	686	320
British Somaliland	1,260	3,585
Madras	138	1,100
TOTAL BRITISH EMPIRE ..	2,779	482	2,263	2,758	3,818	11,388	1,483	6,497	14,335	11,255
France	448	1,650
U. S. America	392	1,064	168	1,480	2,580	1,000	..
Asiatic Turkey—Persian
Gulf ..	600	1,200
Egypt	616	3,000	..
Massowah ..	1,036	..	1,120	224	476	4,350	..	1,170	1,000	1,740
Muskat	560	3,000
Hodeidah	672	..	504	2,000	..	1,600	..
Arabian Gulf Ports	2,240	1,008	5,586	1,660	..	3,990	1,120	8,330	3,155
Gaizan
D'jibouti and Obokh ..	5,985	5,067	3,696	5,264	6,272	18,013	14,970	8,615	19,210	16,675
Jeddah	4,014	8,050	..
Norway	112	1,800
Turkey Asiatic, Levant and
Black Sea	1,232	5,400
Italian East Africa	728	..	616	2,430	..	2,010
Other Foreign Countries ..	968	1,095	580	448	1,587	1,456	2,771	1,297	1,660	3,143
TOTAL FOREIGN COUNTRIES ..	8,589	10,366	9,876	16,824	11,283	25,019	25,211	24,232	43,905	31,523
TOTAL BRITISH EMPIRE AND FOREIGN COUNTRIES ..	11,368	10,848	12,139	19,552	15,101	36,407	26,694	30,729	58,240	42,778
Piece-Goods (iii) (III-T.)—										
British East Africa .. Yds.	..	1,500	5,000
Other British Possessions ..	220	18	450	775	50	750
TOTAL BRITISH EMPIRE ..	220	1,518	450	775	5,050	750
Jeddah	500	1,100	..
Arabian Gulf Ports
D'jibouti and Obokh ..	1,883	500	1,582	5,329	1,168	2,378
Other Foreign Countries ..	754	552	100	..	300	1,487	1,604	300	..	500
TOTAL FOREIGN COUNTRIES ..	2,617	552	100	1,000	1,882	6,816	1,604	300	2,268	2,778
TOTAL BRITISH EMPIRE AND FOREIGN COUNTRIES ..	2,837	2,070	100	1,000	2,332	7,591	6,654	300	2,268	3,528
Shawls (iv) (III-T.)—										
Other British Possessions .. No.
TOTAL BRITISH EMPIRE
D'jibouti and Obokh	6	190
Other Foreign Countries
TOTAL FOREIGN COUNTRIES	6	190
TOTAL BRITISH EMPIRE AND FOREIGN COUNTRIES	6	190
Manufactures—										
Other Sorts (v) (III-T.)—										
Suskin and Port Soudan .. Lbs.
Zanzibar
Other British Possessions ..	224	1	406	1,128	1,142	900	2	380	756	865
TOTAL BRITISH EMPIRE ..	224	1	406	1,128	1,142	900	2	380	756	865
Italian East Africa	3,192	12,000	..
Mocha
Hodeidah
Jeddah	336	1,000
D'jibouti and Obokh ..	1,400	2,282	3,217	2,175	1,726	4,925
Arabian Gulf Ports
Persia
Massowah
Gaizan
Other Foreign Countries ..	2,968	1,260	2,914	1,668	2,357	1,227	752	2,379	840	2,107
United States of America
TOTAL FOREIGN COUNTRIES ..	4,368	1,260	3,250	7,042	5,674	3,402	752	3,379	14,566	7,032
TOTAL BRITISH EMPIRE AND FOREIGN COUNTRIES ..	4,592	1,261	3,656	8,170	6,716	4,302	754	3,759	15,322	7,897
TOTAL WOOL AND WOOLLEN Value	48,340	34,292	35,688	76,530	59,053
TOTAL VALUE TEXTILE RAW MATERIALS	59,072	23,814	16,941	75,454	42,470
TOTAL VALUE YARNS AND TEXTILE FABRICS	2,26,60,184	2,22,16,716	2,11,34,704	2,14,27,325	1,81,08,553
TOTAL VALUE TEXTILES, RAW AND MANUFACTURES	2,27,19,256	2,22,40,530	2,11,51,645	2,15,02,779	1,81,51,023

GENERAL EXPORTS.

No. 8—contd.

Total quantities and value of articles exported—contd.

Articles, and countries of final destination.	Quantity.					Value.				
	1924-25.	1925-26.	1926-27.	1927-28.	1928-29.	1924-25.	1925-26.	1926-27.	1927-28.	1928-29.
						Rs.	Rs.	Rs.	Rs.	Rs.
TOBACCO—										
<i>Unmanufactured (I-J)—</i>										
Kenya Colony .. Lbs.			4,480	4,810		4,12,738	3,02,814	4,35,601	1,905	
Egypt ..	740,571	668,780	683,312		128,336	35,087	23,808	22,826	29,104	34,980
Somaliland ..	110,278	84,100	80,864	100,912	2,464			1,080	1,670	1,650
Zanzibar ..			2,128	2,352	40,432	15,264	12,826	15,384	11,503	11,405
Perim ..	49,875	41,146	50,176	39,648	6,720			1,020	13,930	5,950
Anglo Egyptian Soudan ..			1,680	15,792						
Straits Settlements ..						12,350		6,500		
India—Bombay ..	6,356		1,680					215	340	1,855
Other British Possessions ..	3,360	3,220	500	784	8,512	1,262	1,380			
Straits Settlements ..										3,050
Mesopotamia ..					20,272					2,650
Bahrain Island ..					18,704					
TOTAL, BRITISH EMPIRE .. Lbs.	900,940	797,245	324,880	164,304	23,440	4,76,701	4,30,828	4,84,411	53,452	61,540
Java .. Lbs.	14,392	16,520	15,904	16,888	17,024	8,535	7,955	7,440	8,500	10,450
Egypt ..				847,168	806,768				5,33,337	4,81,232
Massowah ..	294,448	167,748	160,048	211,120	192,528	96,140	35,267	44,130	55,012	60,420
Dunkali Coast ..	22,988	12,859	27,104	22,400	28,336	7,141	3,535	7,603	6,666	7,176
Italian East Africa ..					7,280					1,932
Independent Somali Ports ..	3,892				11,410	1,255				2,784
Egypt ..										75,020
Jeddah ..	55,496	12,152	45,584	115,808	91,504	37,136	5,830	31,124	76,490	
Greece ..										
Hodeidah ..	689,500	1,886,164	1,358,112	2,132,704	3,483,536	2,26,642	5,23,365	408,578	5,90,630	9,57,048
Mocha ..	3,279,406	2,274,592	2,368,464	2,423,792	2,496,144	9,71,192	6,43,225	642,431	6,50,958	6,76,870
Arabian Gulf Ports ..	32,032	38,108	31,584	47,521	86,912	9,600	10,257	8,774	13,420	23,190
Northern Africa ..										
Confidah and Saliff ..		14,840	8,624				4,370	2,155		
Gaizan ..	139,328	129,388	237,104	349,210	357,723	27,793	20,253	41,757	67,139	73,385
China ..										
Djibouti and Obokh ..	117,768	129,444	113,003	160,272	177,184	43,972	43,651	35,277	54,441	62,226
United States of America ..										
Lohia ..	55,776	58,688	288,624	210,672	58,576	16,083	13,870	90,613	61,548	15,782
Medi ..	772,156	366,016	325,584	468,944	593,152	2,13,435	96,915	95,070	1,27,244	1,68,027
Other Foreign Countries ..	280	2,310	5,642	5,600	1,862	350	838	2,011	3,106	781
Kamaron and Fursan ..	33,320	195,692	186,032	160,160	222,544	9,863	46,992	42,988	40,166	55,232
TOTAL, FOREIGN COUNTRIES ..	5,510,782	5,304,521	5,171,418	7,172,368	8,692,488	16,69,147	14,56,323	14,59,951	22,89,159	26,71,954
TOTAL, BRITISH EMPIRE AND FOREIGN COUNTRIES ..	6,420,722	6,101,767	5,996,298	7,336,672	8,915,928	21,45,848	18,87,151	19,44,362	23,47,611	27,33,503
Manufactures—										
<i>Cigars (a) (I-J)—</i>										
India—Bombay .. Lbs.			467	485	438	958	327	687	754	692
Other British Possessions ..	569	153	467	485	438	958	327	687	754	692
TOTAL, BRITISH EMPIRE ..	569	153	467	485	438	958	327	687	754	692
Arabian Gulf Ports .. Lbs.										
Massowah ..										
Other Foreign Countries ..		80	264	56	392		115	580	305	350
Djibouti and Obokh ..										
TOTAL, FOREIGN COUNTRIES ..		80	264	56	392		115	580	305	350
TOTAL, BRITISH EMPIRE AND FOREIGN COUNTRIES ..	569	233	731	541	830	958	442	1,267	1,059	1,042
<i>Cigarettes (b) (I-J)—</i>										
India—Bombay .. Lbs.	27,596	1,624	1,736		696	67,885	3,419	3,050		1,200
India—Calcutta ..										
India—Karachi ..										
Somaliland ..	8,775	8,910	12,532	15,059	20,503	19,457	19,206	23,329	27,809	34,940
Seychelles ..										
Suakin and Port Soudan ..										
Straits Settlements ..										
Perim ..	6,021	2,375	4,679	6,136	5,535	14,950	4,996	11,063	13,200	10,877
Zanzibar and Pemba ..				504	1,120				1,060	1,550
United Kingdom ..										
Other British Possessions ..	836	1,234	751	392	1,073	2,391	2,900	1,295	38	1,955
Kenya Colony ..			3,202	4,032	7,896			5,620	6,300	10,875
Mauritius ..	616					1,400				
Cape Colony ..										
Egypt ..										
Australia ..			1,456					2,500		
Bahrain Island ..	336					1,530		5,500		
Tanganyika Territory ..			2,072	504					1,200	
Burmah, Rangoon ..										
TOTAL, BRITISH EMPIRE ..	44,180	14,143	26,428	26,627	37,023	1,07,613	30,521	52,357	49,947	61,397
Kamaron and Fursan .. Lbs.	3,774			1,101	6,131	11,107			1,372	7,462
German East Africa ..	834					1,310				
Belgium ..		2,466				1,881	3,123			
Independent Somali Port ..	829		4,364	4,291	3,545			7,157	7,323	4,624
Mozambique ..										
Sweden ..	4,032	4,256	8,792	2,520	2,520	7,850	6,400	16,750	4,350	4,400
Asiatic Turkey, Persian Gulf ..	476					1,530				
Denmark ..	198	9,968	12,544	5,264	6,384	1,000	19,950	27,750	9,550	12,000
Egypt ..										1,432
Muscat ..										
Ras Hafoon ..	1,288				562					
Djibouti ..			728	2,660	4,816	2,200				
Italian East Africa ..	785			1,600	5,339			1,150	5,065	7,065
France ..	10,332	13,110	15,377	11,732	21,528	22,484	33,279	36,847	20,200	7,054
Java ..	3,696					8,600				32,153
Jeddah ..										
Mocha ..	1,764	3,640	868	6,384	1,672				15,305	2,298
Hodeidah ..		7,580	5,880	4,304	19,558	3,528	1,710	1,110		1,326
Other Foreign Countries ..	1,820	1,853	2,048	764	476	2,772	2,318	5,315	4,280	18,154
Massowah ..		2,016					1,200	3,238	898	840
China ..			3,503							
Arabian Gulf Ports ..				1,842	1,818			5,600		
TOTAL, FOREIGN COUNTRIES ..	29,826	44,862	54,104	42,282	75,493	65,392	75,655	1,04,917	77,742	1,01,528
TOTAL, BRITISH EMPIRE AND FOREIGN COUNTRIES ..	74,006	59,012	80,532	68,909	112,506	1,73,005	1,06,176	1,57,274	1,23,650	1,62,925

GENERAL EXPORTS.

SEA-BORNE TRADE.

No. 8—contd.

Total quantities and value of articles exported—contd.

Articles, and countries of final destination.	Quantity.					Value.				
	1924-25.	1925-26.	1926-27.	1927-28.	1928-29.	1924-25.	1925-26.	1926-27.	1927-28.	1928-29.
<i>Tobacco—contd.</i>						Rs.	Rs.	Rs.	Rs.	Rs.
<i>Manufactures—contd.</i>										
<i>Other Sorts (c) (I-J)—</i>										
Egypt .. Lbs.	5,152	2,600
Straits Settlements .. "
United Kingdom .. "
Somaliland .. "	1,368	1,301
Zanzibar .. "
Perim .. "	7,330	7,426	10,301	8,400	6,608	5,068	3,115	4,568	4,113	2,789
Seychelles .. "
Bahrain Island .. "	17,472	10,400
Australia .. "
Mauritius .. "
Anglo-Egyptian Soudan .. "	12,432	2,912	11,680	2,600
India—Bombay .. "	9,203	10,126	5,264	11,648	5,040	19,905	25,171	12,725	21,538	10,420
India—Karachi .. "
Other British Possessions .. "	340	725	1,792	1,844	276	907	842	1,843	1,505	214
TOTAL, BRITISH EMPIRE .. "	22,025	18,277	17,360	33,824	33,676	28,480	29,128	19,136	38,836	27,724
Turkey in Asia .. Lbs.
Japan .. "
Massowah .. "	12,936	31,080	8,700	19,385
Italian East Africa .. "
German East Africa .. "
Medi .. "	45,920	4,032	9,184	8,288	6,829	28,740	3,100	5,860	6,310	5,567
Lohia .. "	..	3,080	11,536	1,410	7,250
Austria .. "
Muscat .. "	2,576	1,300
Hodeidah .. "	2,464	21,164	13,440	20,394	121,856	1,490	12,060	12,560	18,507	47,910
Mokha .. "	18,312	18,984	29,232	24,080	8,512	13,402	12,125	19,444	17,487	6,313
Arabian Gulf Ports .. "	23,100	5,852	4,256	4,032	0,720	11,915	2,696	3,380	4,334	6,680
China .. "	448	784	1,000	1,250
France .. "
D'jibouti and Obokh .. "	3,360	3,808	2,170	4,742	3,624	2,612
Mozambique .. "
Jeddah .. "	119,336	40,696	190,400	220,192	267,120	1,59,720	33,290	2,68,740	3,33,420	3,10,485
Turkey in Europe .. "
Gaizan .. "	26,768	34,552	12,544	18,816	23,896	20,255	22,760	9,490	12,010	18,456
Confidah .. "	..	42,336	1,680	28,880	1,051
Other Foreign Countries .. "	3,513	2,702	9,991	5,824	7,665	2,098	1,163	2,752	2,083	4,362
Kamaran and Farsan .. "	39,788	85,736	15,568	9,520	7,168	32,106	52,146	11,980	7,730	7,645
Dunkali Coast .. "
TOTAL, FOREIGN COUNTRIES Lbs.	292,585	290,214	301,191	314,944	460,306	2,79,420	1,89,015	3,47,249	4,05,505	4,11,980
TOTAL, BRITISH EMPIRE AND FOREIGN COUNTRIES .. "	314,610	308,491	318,551	348,768	493,982	3,07,900	2,18,143	3,66,385	4,44,341	4,39,704
TOTAL, TOBACCO .. "	6,908,907	6,469,503	6,396,112	7,754,890	9,523,246	26,27,711	22,11,912	24,69,288	29,16,700	33,37,174
TOYS AND REQUISITES FOR GAMES AND SPORTS INCLUDING FISHING TACKLE (OTHER THAN FIRE ARMS) (III-V)—										
United Kingdom .. Value	1,480
Perim .. "
India—Bombay .. "
Egypt .. "
Suakin and Port Soudan .. "
Zanzibar .. "
Somaliland .. "	1,209	2,186	..	1,351	1,646
Other British Possessions .. "	1,163	751	1,469	530	317
TOTAL, BRITISH EMPIRE .. "	2,372	2,937	2,949	1,881	1,963
D'jibouti and Obokh .. "	2,223	1,100	..
Hodeidah .. "	1,750	1,195
Massowah .. "
Other Foreign Countries .. "	2,228	3,136	3,560	1,485	3,117
Mocha .. "	1,249
TOTAL, FOREIGN COUNTRIES .. "	7,450	4,331	3,560	2,585	3,117
TOTAL, BRITISH EMPIRE AND FOREIGN COUNTRIES .. "	9,822	7,268	6,509	4,466	5,080
UMBRELLAS, INCLUDING PARASOLS AND SUNSHADES (III-V)—										
Somaliland .. Nos.	723	1,143	..
Other British Possessions .. "	24	608	516	..	500	55	797	900	..	800
TOTAL, BRITISH EMPIRE .. "	24	608	516	723	500	55	797	900	1,143	800

GENERAL EXPORTS.

No. 8—contd.

Total quantities and value of articles exported—contd.

Articles, and countries of final destination.	Quantity.					Value.				
	1924-25.	1925-26.	1926-27.	1927-28.	1928-29.	1924-25.	1925-26.	1926-27.	1927-28.	1928-29.
						Rs.	Rs.	Rs.	Rs.	Rs.
UMBRELLAS, INCLUDING PARASOLS AND SUNSHADES (I II-V)—contd.										
D'jibouti and Obokh .. Nos.	546	932	..	652	2,814	1,425	2,082	..	1,290	4,030
Italian East Africa	1,038	1,882	..
Other Foreign Countries ..	400	74	1,232	392	149	800	480	2,175	720	260
Mokha	771	4,098	1,283	..
Hodeidah	598	1,198	5,725
TOTAL, FOREIGN COUNTRIES ..	946	1,006	1,232	3,441	7,081	2,225	2,512	2,175	6,373	10,921
TOTAL, BRITISH EMPIRE AND FOREIGN COUNTRIES ..	970	1,614	1,748	4,164	7,561	2,280	3,309	3,075	7,516	11,721
VEHICLES, EXCLUDING LOCOMOTIVES, ETC., FOR RAILWAYS (III-P.)—										
<i>Carriages and Carts—</i>										
British Africa .. Nos.	1	4,000
Hong Kong	1	2,000
Suakin and Port Soudan	1	2,000
Karachi	1
Bombay ..	8	8	17	16	20	31,500	18,820	23,313	16,453	33,065
British Somaliland ..	8	15	19	14	32	9,550	12,630	11,345	12,760	47,385
Zanzibar ..	2	1	2	1	..	1,209	2,800	1,260	3,500	..
Other British Possessions ..	1	2	2	2	5	600	575	600	670	1,600
United Kingdom ..	4	4	4	2	2	16,130	9,100	3,645	4,650	2,691
Kenya Colony	1	3,000	..
Madras	4	3,850
TOTAL, BRITISH EMPIRE ..	23	32	46	36	63	58,989	47,925	45,653	41,033	88,591
Gaizan ..	4	2	2	9,500	2,600	2,040
France	2	1	..	5,000	5,000
Arabian Gulf Ports ..	7	23	24	42	29	11,400	22,975	18,755	42,805	50,789
Hodeidah	6	..	1	16	..	8,000	..	2,500	1,230
D'jibouti ..	10	28	43	66	53	11,040	..	49,184	92,818	77,864
Italian East Africa	3	14	14	43,593	1,225	11,660	..
Other Foreign Countries ..	6	2	3	1,645	1,000	..	110	80
Mossawah ..	5	..	4	4	..	12,835	..	5,030	8,500	..
Konfidah	1	6,000
Jiddah	9	22	1	15,600	25,010	3,000
Mokha	7	..	3	11,200	..	7,000
Kamaran	1	..	5	1,800	..	1,800
Egypt	1	2	3,000	4,010
TOTAL, FOREIGN COUNTRIES ..	32	63	102	154	109	36,420	86,568	1,02,794	1,89,001	1,53,013
TOTAL, BRITISH EMPIRE AND FOREIGN COUNTRIES ..	55	95	148	190	172	95,409	1,34,493	1,48,447	2,30,034	2,41,604
<i>Parts of Carriages and Carts—</i>										
British Somaliland .. Value	2,569	6,770	11,514	22,471	15,546
United Kingdom	1,299
Other British Possessions	1,000	1,170	407	967	895
Suakin and Port Soudan	3,700
Egypt	5,000
TOTAL, BRITISH EMPIRE	3,569	11,645	16,921	23,438	17,740
Independent Somali Port	1,000
Arabian Gulf Port	7,598	4,848	10,973	12,038
Gaizan	1,000
D'jibouti	3,232	3,052	2,973	16,085	11,182
United States of America	2,697
Other Foreign Countries	1,625	465	1,311	2,790	4,260
Hodeidah	1,500	1,060
Italy	1,600
Italian East Africa	1,105
Jiddah	1,720	..
Ras Hafon	2,500
TOTAL, FOREIGN COUNTRIES	7,257	14,775	12,934	31,568	29,980
TOTAL, BRITISH EMPIRE AND FOREIGN COUNTRIES	10,826	26,420	29,855	55,006	47,720
SHIPS, PARTS OF INCLUDING LAUNCHES AND BOATS (III-P.)—										
Zanzibar .. Value	1,050
Other British Possessions	470	2,364	1,752	1,580	120
TOTAL, BRITISH EMPIRE	1,520	2,364	1,752	1,580	120
Jeddah
Mossawah	1,800
Independent Somali Ports	9,330	18,040	14,450	6,250	3,990
Other Foreign Countries	1,400
Medi	1,550	3,390	1,765	3,404	2,352
Arabian Gulf Port	2,900
D'jibouti	3,550
TOTAL FOREIGN COUNTRIES	12,290	24,330	21,565	12,179	6,342
TOTAL, BRITISH EMPIRE AND FOREIGN COUNTRIES	18,810	26,694	23,317	13,759	6,462
TOTAL, CARRIAGES AND CARTS INCLUDING SHIPS, PARTS OF.										
WAX OF ALL KINDS, OTHER THAN PARAFFIN WAX (EXCLUDING CANDLES) (II-L.)—										
Australia .. Cwt.	20	..	43	1,600	..	4,220
Egypt ..	69
India—Bombay	9,000
Perim
Hong-Kong ..	40
United Kingdom ..	225	176	235	39	288	3,550
Other British Possessions	2	17,240	17,580	11,275	4,000	28,100
TOTAL, BRITISH EMPIRE ..	334	176	257	39	331	29,790	17,580	12,931	4,000	32,320

No. 8—contd.

Total quantities and value of articles exported—contd.

Articles, and countries of final destination.	Quantity.					Value.				
	1924-25.	1925-26.	1926-27.	1927-28.	1928-29.	1924-25.	1925-26.	1926-27.	1927-28.	1928-29.
						Rs.	Rs.	Rs.	Rs.	Rs.
WOOD—continued.										
<i>Ornamental wood—continued.</i>										
<i>Sandal—(b) (ii) (II-R.)—</i>										
Egypt Tons
Suakin, etc.	1	-6	23	32	167	282	135
Other British Possessions	30	2	30	1	-6	28	32	167	282	135
TOTAL, BRITISH EMPIRE	30	2	30	1	-6	28	32	167	282	135
Hodeidah	4	1,380
Gaizan
Arabian Gulf Ports	1,098	1,755	1,346
Italian East Africa	2	4	3	1,680	..	1,276	1,893	1,506
Djibouti and Obokh	4	..	3	5	4	2,978	3,442	2,101	1,918	1,581
Other Foreign Countries	5	8	4	3	4
TOTAL, FOREIGN COUNTRIES	9	8	9	12	15	6,658	3,442	4,475	5,356	5,823
TOTAL, BRITISH EMPIRE AND FOREIGN COUNTRIES	9-1	83	9-9	13	15-6	4,681	3,474	4,642	5,638	5,958
<i>Other kinds—(b) (iii) (II-R.)—</i>										
Somaliland Value
Other British Possessions
TOTAL, BRITISH EMPIRE
Dunkali Coast
Jeddah
Fusan
Persia
Other Foreign Countries
TOTAL, FOREIGN COUNTRIES
TOTAL, BRITISH EMPIRE AND FOREIGN COUNTRIES
MANUFACTURES OF WOOD, OTHER THAN FURNITURE AND CABINETWARE (III-G.)—										
Kenya Colony	1,804
United Kingdom	33,515	16,350	22,978	30,848	33,420
Somaliland	1,097	1,154	1,740	..	1,337
India—Bombay
Other British Possessions	1,362	1,219	707	1,680	440
TOTAL, BRITISH EMPIRE	35,974	18,723	25,425	38,528	37,001
Mossawah	1,010
Hodeidah	1,945	1,314	1,634	1,944
Arabian Gulf Ports	2,007	3,381	2,382	2,354	2,146
Djibouti and Obokh	2,239	1,776
Turkey in Asia	3,132
Independent Somali Ports	1,389	1,803	1,976	3,770
Muskat
Other Foreign Countries	1,873	3,432	1,327	2,184	2,256
South Africa	4,300
TOTAL, FOREIGN COUNTRIES	7,012	12,386	7,836	8,149	16,191
TOTAL, BRITISH EMPIRE AND FOREIGN COUNTRIES	42,986	31,100	33,261	46,676	53,192
TOTAL, WOOD AND TIMBER	97,018	62,277	89,285	1,32,376	1,11,895
ARTICLES EXPORTED BY POST (V)—										
Egypt	2,056	2,152	1,362
United Kingdom	1,02,952	1,00,745	84,289	70,738	70,084
Somaliland	5,165	1,348	1,135	1,268	..
Zanzibar
Mauritius and Dependencies
Ceylon
Straits Settlements	1,712	1,631	1,757	1,979	2,368
Australia
Gibraltar
India—Bombay	1,04,774	99,648	92,542	84,554	81,387
Other British Possessions	853
Kenya Colony	98,773	80,967	91,671	1,14,611	98,878
TOTAL, BRITISH EMPIRE	3,15,432	2,95,539	2,72,756	2,73,360	2,53,570
Egypt	1,791	2,208
Italy
Austria
Mossawah
Mozambique
German East Africa
China	1,561
Djibouti and Obokh	14,287	9,190	1,618
Madagascar
Other Foreign Countries	740	860	1,554	1,399
Portuguese East Africa
Italian East Africa	1,787	1,386	2,005	1,775	1,756
TOTAL, FOREIGN COUNTRIES	17,585	11,322	4,483	5,120	5,363
TOTAL, BRITISH EMPIRE AND FOREIGN COUNTRIES	3,33,017	3,06,861	2,77,239	2,78,480	2,58,933

GENERAL EXPORTS.

SEA-BORNE TRADE.

No. 8—contd.

Total quantities and value of articles exported—contd.

Articles, and countries of final destination.	Quantity					Value.				
	1924-25.	1925-26.	1926-27.	1927-28.	1928-29.	1925-26.	1926-27.	1927-28.	1928-29.	
						Rs.	Rs.	Rs.	Rs.	
ALL OTHER ARTICLES OF MERCHANDISE—										
Unmanufactured (II-S)—										
Somaliland .. Value	1,095	..	1,735	
Egypt	3,550	..	1,109	..	
United Kingdom	5,585	..	4,696	
Other British Possessions	1,339	1,058	1,627	2,610	
Perim	7,824	3,213	3,819	3,423	
Anglo-Egyptian Soudan	4,702	3,245	2,475	2,615	
Mauritius	1,953	
TOTAL, BRITISH EMPIRE	17,415	14,196	9,030	10,283	
Djibouti	3,152	1,820	
Dunkali Coast	2,069	1,900	1,683	2,445	
Medi	14,805	2,235	541	3,510	
Gaizan	397	..	6,530	6,215	
Kamaran and Fursan	2,723	2,420	5,334	4,720	
Arabian Gulf Ports	27,594	17,585	2,10,189	40,095	
Italian East Africa	4,530	14,300	8,289	10,819	
Mokha	56,671	29,854	34,706	43,412	
Massawah	6,304	5,280	4,224	6,442	
Italy	1,400	..	
Konfidah	1,903	1,923	
Hodeidah	1,150	..	3,015	..	
Asiatic Turkey, Levant and Black Sea	43,870	17,086	1,675	1,195	
Other Foreign Countries	1,637	3,693	837	3,743	
Independent Somali Ports	20,554	12,817	9,421	20,427	
Germany	20,850	2,000	
Jeddah	1,280	..	2,025	
United States of America	1,000	
Austria	4,450	1,070	
Lohia	1,006	..	1,460	..	
France	1,900	
Ras Hafoon	1,116	..	3,207	
Turkey in Europe	3,200	
Trieste	9,700	
Egypt	2,717	
TOTAL, FOREIGN COUNTRIES	2,13,762	1,17,736	1,06,107	1, 50,188	
TOTAL, BRITISH EMPIRE AND FOREIGN COUNTRIES	2,31,177	1,31,932	1 15,137	1,60,571	
Manufactured (III-V)—										
Egypt	12,385	4,581	2,640	..	
United Kingdom	1,996	..	
Somaliland	4,429	4,084	5,107	8,090	
Zanzibar and Pemba	7,032	
Perim	1,432	1,989	3,645	2,007	
India—Bombay	1,592	1,441	
Other British Possessions	1,393	1,943	1,995	..	
British East Africa	
TOTAL, BRITISH EMPIRE	19,639	12,537	16,976	11,121	
Independent Somali Ports	1,181	1,209	
Mossowah	1,614	1,684	1,043	1,751	
Hodeidah	14,932	20,667	17,813	5,832	
Italian East Africa	1,514	1,310	5,473	
Arabian Gulf Ports	17,172	9,551	13,218	24,997	
Medi	11,060	3,665	2,030	3,103	
Jeddah	3,820	7,185	8,646	
Konfidah and Salif	3,300	2,622	2,850	
Austria	
Djibouti and Obokh	11,353	14,309	14,314	10,697	
Gaizan	2,340	..	2,075	2,599	
Mokha	13,023	7,604	18,042	6,530	
Lohia	1,075	1,764	..	
Other Foreign Countries	2,665	1,609	596	2,353	
France	2,000	
Kamaran	7,685	2,424	4,269	
Asiatic Turkey, Persian Gulf	1,119	
Italy	3,075	..	
Egypt	3,859	
Mozambique	6,005	
Dunkali Coast	2,175	
TOTAL, FOREIGN COUNTRIES	77,080	78,473	88,682	84,170	
TOTAL, BRITISH EMPIRE AND FOREIGN COUNTRIES	96,719	91,010	1,05,668	95,292	
GRAND TOTAL VALUE OF EXPORTS (EXCLUSIVE OF GOVERNMENT STORES)—										
Cape of Good Hope .. Value	2,150	
Tanganika Territory	4,350	
United Kingdom	40,77,206	29,63,535	27,78,619	29,44,082	
Somaliland	29,55,187	40,56,854	28,40,042	34,54,314	
Zanzibar and Pemba	86,226	21,81,041	2,06,777	39,41,636	
Egypt	32,06,657	21,81,041	18,96,542	1,84,796	
Mesopotamia	1,71,281	
Natal	15,083	
Gibraltar	6,501	14,400	8,500	14,300	
Malta	6,385	2,015	6,300	
Mauritius and Dependencies	1,72,441	1,34,260	1,12,376	3,855	
Perim	3,02,491	2,21,955	2,82,441	78,610	
Hong-Kong	2,70,413	1,92,783	87,421	2,43,656	
Ceylon	1,36,685	1,22,676	4,37,110	95,361	
Bahrain Island	1,12,940	8,431	22,000	3,08,366	
Straits Settlements	2,26,601	2,06,575	2,57,812	5,299	
Australia	2,53,426	2,33,692	2,59,193	2,98,710	
New Zealand	8,175	..	1,600	1,91,307	
Seychelles	43,515	58,274	69,563	1,98,163	
Canada	97,900	1,30,311	37,200	..	
Anglo-Egyptian Soudan	4,36,187	2,83,591	2,79,931	47,752	
India—	9,890	
Bombay	11,58,708	10,86,437	10,94,099	11,86,319	
Karnohi	6,000	8,050	10,360	54,068	
Calcutta	20,81,373	15,18,115	18,59,237	6,442	
Cutch	32,294	1,03,426	16,90,624	
Rangoon (Burmah)	70,000	1,24,000	2,22,500	19,34,075	
Madras	2,58,963	2,63,886	1,94,835	28,851	
Kenya Colony	9,45,065	8,11,482	3,56,649	1,04,850	
Other British Possessions	250	250	400	1,85,225	
Socotra	3,40,926	
Burmah other Ports	5,92,122	
TOTAL, BRITISH EMPIRE	1,69,12,864	1,49,81,189	1,32,19,647	1,30,31,392	

GENERAL EXPORTS.

No. 8—contd.

General quantities and value of articles exported—contd.

Articles, and countries of final destination.	Quantity.					Value.				
	1924-25.	1925-26.	1926-27.	1927-28.	1928-29.	1924-25.	1925-26.	1926-27.	1927-28.	1928-29.
GRAND TOTAL VALUE OF EXPORTS (EXCLUSIVE OF GOVERNMENT STORES)						Rs.	Rs.	Rs.	Rs.	Rs.
—contd.								6,800	..	900
Turkey in Asia .. Value	2,730
North West Africa	7,66,800	5,01,320	7,41,575	5,71,865	5,82,430
Norway	2,89,907	1,89,850	1,32,424
Austria	35,66,917	29,34,471	43,32,729	68,66,696	62,70,718
France	6,28,477	4,94,628	3,87,606	7,43,040	7,08,625
Germany	1,69,025	2,68,244	2,46,601	2,95,885	2,46,742
Belgium	1,74,150	82,171	68,240	1,74,560	44,350
Holland	6,18,280	4,48,369	3,11,070	4,84,952	5,46,782
Italy	9,07,987	3,88,476	3,19,900	2,66,990	2,30,870
Spain	7,185
Russia in Europe	3,714
Ascension Island	4,300
South Africa	2,100
Brazil	19,000	64,700	25,500	17,650	14,070
Turkey in Europe	12,500	11,712	4,100	..	6,800
Greece	1,800	6,300	1,700	1,400	..
Finland	3,125	2,525	5,895
Other Countries in Europe
Turkey in Asia, Levant and Black Sea	1,47,620	1,17,946	61,126	70,453	78,676
Asiatic Turkey, Persian Gulf	40,089	94,622	89,348
North Africa, Morocco, etc.	10,300
Massowah	13,06,437	10,50,190	6,39,450	6,45,156	6,55,578
Dankali Coast	3,69,666	3,80,670	3,62,413	5,29,193	4,45,786
Independent Somali Ports	8,95,328	8,15,532	8,36,052	11,32,337	11,33,593
Mozambique	13,314	6,990	1,235	46,908	33,985
Italian East Africa	25,98,963	20,70,542	21,01,027	20,35,128	13,24,961
German East Africa	35,603	1,11,852	70,011
Re-Union	1,300
Madagascar	3,613	8,620	9,497	13,300	11,906
Java	82,546	1,22,734	1,05,050	60,287	65,393
United States of America	54,34,147	64,40,434	47,94,848	45,75,841	50,76,165
Jeddah	8,64,041	4,33,729	15,11,096	14,12,749	10,68,072
Konfidah	1,23,616	6,37,263	1,68,963	2,52,342	2,50,907
Gaizan	7,39,570	13,50,698	5,84,578	9,22,672	10,18,147
Lohia	91,160	2,44,384	4,15,294	2,63,044	91,648
Hodaidah	19,18,834	39,30,107	43,48,100	44,79,974	56,37,133
Furnan, etc.	3,48,574	12,97,016	7,97,412	8,12,377	951,061
Mokha	64,67,512	42,55,922	38,27,584	40,08,382	37,67,030
Arabian Gulf Ports	32,31,350	38,58,740	31,29,141	33,67,871	29,38,735
Muscat	64,849	53,473	23,501	29,245	536,860
China	94,800	48,271	54,316	1,07,542	1,48,730
Japan	87,830	1,19,149	1,28,630	2,17,166	2,77,565
Denmark	3,68,279	1,87,730	4,68,349	5,13,760	3,05,640
Trieste	2,30,566	2,69,155
Medi	13,53,318	6,01,031	4,08,210	4,67,052	6,83,173
Saigon and Tonkin
Djibouti and Obokh	1,12,01,946	99,38,830	1,11,91,096	1,24,31,558	1,12,68,163
Egypt	18,32,375	14,56,793
Phillipine Islands	3,125	..	3,375
Algeria and Tunis	31,945	18,166
Sweden	2,91,665	1,25,500	2,49,235	1,98,580	1,03,330
Other Foreign Countries	1,160	598	25	..
Ras Hafoon	64,745	82,083	1,02,117	2,27,015	3,13,506
Bulgaria	4,300	21,392
Portugal	1,000	4,600	..	300
Rumania	6,520	4,950
TOTAL, FOREIGN COUNTRIES	4,51,48,988	4,37,69,806	4,29,98,614	5,07,44,881	4,81,02,730
TOTAL, BRITISH EMPIRE AND FOREIGN COUNTRIES	6,23,61,847	5,87,50,995	5,62,18,261	6,37,76,273	6,18,82,012
TREASURE—Gold—										
United Kingdom .. Value
British East Africa	1,500
Zanzibar
Egypt	27,000	7,350
Ceylon
Straits Settlements
India—Bombay
India—Rangoon	20,36,130	26,20,590	23,23,230	26,60,330	17,77,935
India—Calcutta	7,500	..
Other British Possessions
TOTAL, BRITISH EMPIRE	20,63,130	26,29,440	23,23,230	26,67,830	17,77,935
China
Turkey in Europe
France
Massowah
Dankali Coast
Hodaidah
Arabian Gulf Ports	2,250
U. S. of America
Gaizan	30,000
Independent Somali Ports
Italian East Africa	6,000	6,000	..
Jeddah	11,505	16,125	48,000	12,000	6,750
Kamaran
North Africa, Morocco, etc.
Muscat
Austria
Djibouti and Obokh
German East Africa
TOTAL, FOREIGN COUNTRIES	11,505	16,125	54,000	18,000	39,000
TOTAL, BRITISH EMPIRE AND FOREIGN COUNTRIES	20,74,635	26,45,565	23,77,230	26,85,830	18,16,935

GENERAL EXPORTS.

871
SEA-BORNE TRADE.

No. 8—concl'd.

Total quantities and value of articles exported—concl'd.

Articles, and countries of final destination.	Quantity.					Value.				
	1924-25.	1925-26.	1926-27.	1927-28.	1928-29.	1924-25.	1925-26.	1926-27.	1927-28.	1928-29.
TREASURE—concl'd.						Rs.	Rs.	Rs.	Rs.	Rs.
<i>Silver—</i>										
India—Calcutta Value	13,500
Socotra "	1,304
Mesopotamia "	4,000
Egypt "	2,198	30,585	11,581
Anglo Egyptian Soudan "	5,450	5,160	..
Somaliland "	50,000	1,56,900	24,725	1,55,920	49,840
Bahrain Islands "	7,740	..
Zanzibar "	5,25,000	1,91,280	1,90,350	..	5,00,000
Perim "	2,15,200	2,62,782	..	1,98,100	1,67,700
Straits Settlements "	2,276
Mauritius, etc. "
India—Bombay "	1,31,482	10,81,689	15,35,290	9,90,380	5,95,890
Kenya Colony "	56,677	35,425	21,736	..
Other British Possessions "	474
TOTAL, BRITISH EMPIRE	9,23,878	17,72,089	19,03,295	13,79,036	13,32,324
Gaizan "	10,980	16,485	1,04,960	2,04,104	14,060
Lohia "	8,660	31,400	16,350	55,470	2,560
Egypt "	57,212	69,670
Mossawah "	3,88,468	1,88,400	6,03,588	5,47,005	25,600
Dankali Coast "	44,469	20,410	39,381	68,430	36,480
Hoduidah "	2,31,018	1,52,700	10,97,811	11,60,432	3,90,450
Arabian Gulf Ports "	11,05,883	18,35,394	17,47,824	15,92,690	8,27,538
Farsan, etc. "	14,640	48,199	1,31,481	1,31,002	1,23,136
Persia "
Turkey Asiatic Persian Gulf "	8,000
North Africa, Morocco, etc. "
Independent Somali Ports "	2,000	2,000	4,488	..	4,700
Italian East Africa "	16,02,798	7,740	..
Djibouti and Obokh "	62,71,849	65,85,875	..	55,48,270	13,89,816
China "	6,80,245
Jeddah "	46,440	..
Muscat "	26,840
Mokha "	15,140	11,077	6,033	22,912
Anstris "
Madagascar "
Medi "	92,964	6,280	1,04,913	82,563	12,800
Konddah "	12,560	2,725	6,450	..
Other Foreign Countries "
TOTAL, FOREIGN COUNTRIES	81,63,931	89,49,683	60,47,641	95,34,468	29,19,742
TOTAL, BRITISH EMPIRE AND FOREIGN COUNTRIES	90,87,809	1,07,21,772	78,50,936	1,09,13,504	42,52,066
<i>Currency Notes—</i>										
Perim "	2,44,800	1,15,300	2,34,900	1,25,900	1,02,300
British Somaliland "	20,000	52,000	..	10,000	..
Bombay "	45,200	74,000	6,000	35,700	..
Egypt "	7,400
TOTAL, BRITISH EMPIRE	3,10,000	2,48,700	2,40,900	1,71,600	1,02,300
Italian East Africa "	5,200
Kamagan and Farsan "	20,000	30,000
Other Foreign Countries "
Arabian Gulf Port "	2,000	2,000	..
TOTAL, FOREIGN COUNTRIES	5,200	22,000	30,000
TOTAL, BRITISH EMPIRE AND FOREIGN COUNTRIES	3,15,200	2,48,700	2,40,900	1,93,600	1,32,300
TOTAL, VALUE OF TREASURE	1,14,77,644	1,36,16,037	1,04,69,066	1,87,92,934	62,01,301
TOTAL, VALUE OF PRIVATE MERCHANDISE	6,23,61,847	5,87,50,995	5,62,18,261	6,37,76,273	6,18,82,612
GRAND TOTAL, VALUE OF PRIVATE MERCHANDISE AND TREASURE	7,38,39,491	7,23,67,032	6,66,87,327	7,75,69,207	6,80,83,313

N. B.—(a) Mesopotamia shown from 1927-28.

(b) Egypt transferred to Foreign Countries from 1927-28.

(c) Tanganyika Territory shown from 1927-28.

Estimated Value of Articles of Merchandise imported from the interior of Arabia by Land into Aden, during the official year 1928-29.

Names of Articles.	Denomination.	Total loads or number.	Average rate.	Per.	Value.
			Rs.		Rs.
ANIMALS, LIVING—					
Horses	No.
Camels	"	716	47	..	33,652
Bullocks	"	688	60	..	41,280
Cows	"
Milch Cows	"	621	10	..	6,210
Calves	"	1,542	15	..	23,130
Sheep	"	6,562	10	..	65,620
Goats	"	4,360	5	..	21,800
Kids and Lambs	"
Deer	"
Monkeys	"
Donkeys	"
BUILDING AND ENGINEERING MATERIALS :—					
Jowlies	Camel load.	116	11	..	1,276
Reeds	"	286	8	..	2,288
COFFEE :—					
Clean	"	57	350	..	19,950
Berries	"	800	200	..	1,60,000
COTTON :—					
Raw	"	33	60	..	1,980
Piece Goods	"
CORDAGE AND ROPE					
DRUGS, MEDICINES AND NARCOTICS (excluding chemicals)—					
Senna	"
Galangal	"
Alces	"
Kat	"	2,686	170	..	4,56,620
Drugs other Sorts	"
TOBACCO :—					
Unmanufactured	"	84	250	..	21,000
CHEMICALS :—					
Potash	"
Alkali	"	258	8	..	2,064
DYEING AND TANNING MATERIALS :—					
Henna	"	53	35	..	1,855
Manjit	"
Waras or Safflower	"	1	150	..	150
Asfore	"
Dyeing, other sorts	"
EARTHENWARE & PORCELAIN (excluding earthenware piping).					
.. .. .	"	2	40	..	80
FODDER :—					
Kirbee	"	30,659	4	..	1,22,636
Grass	"	2,705	9	..	24,345
Oil Cakes	"	482	18	..	8,676
FRUITS, FRESH					
Potatoes	"	7,794	40	..	3,11,760
.. .. .	"	1,082	40	..	43,280
VEGETABLES, FRESH					
Fish dry Salted	"	7,152	12	..	85,824
.. .. .	"	6	40	..	240
FUEL :—					
Charcoal	"	11,331	8	..	30,648
Firewood	"	30,435	4	..	1,21,740
PALM TREE					
.. .. .	"	4	20	..	80
GRAIN AND PULSE :—					
Jowari	"	840	25	..	21,000
Bajree	"	20	25	..	500
Oats	"
Pulse	"	13	20	..	260
Beans & Peas	"	54	20	..	1,080
Indian Corn	"	507	20	..	10,140
Barley	"

Estimated Value of Articles of Merchandise imported from the interior of Arabia by Land into Aden, during the official year 1928-29—contd.

Names of Articles.	Denomination.	Total loads or Number.	Average rate.	Per.	Value.
GRAIN AND PULSE—contd.					Rs.
Wheat	Camel load.
Other sorts	"
Bejree Flour	"	8	24	..	192
GASSAL, (powder)	"	35	40	..	1,400
Gum, other sorts	"	1	40	..	40
Garlic	"	158	42	..	6,636
HIDES AND SKINS :—					
Hides, raw	"
Skins, raw (scores, 34,220)	"	1,711	250	..	4,27,750
" " " " " "	"
HEMP CORDAGE	"	2	20	..	40
JUTE GUNNY BAGS	"
LEATHER SHOES, ARABIC	"
MANURE, ANIMAL BONES	"
MATS AND MATTING	"
MAT BAGS	"	124	20	..	2,480
MAT BASKETS	"
OIL, JINJILI	"
PERFUMERY (Rose Water)	"
PLANTS, LIVING	"
PROVISIONS :—					
Honey	"	5	144	..	720
Ghee	"	758	260	..	1,97,080
Tamarind	"
Fowls	"
Eggs	"	688	45	..	30,960
Grapes	"	3	60	..	180
Provisions, other sorts	"
Pitch, Tar & Dammer	"
SEEDS :—					
Cotton	"
Groundnut	"	5	50	..	250
Til or Jinjili	"	18	80	..	1,440
Mustard	"
Fenugreek	"
Other sorts	"
SAND BLACK	"
ARTICLES OF STONES	"
WAX, BEES	"	10	288	..	2,880
WOOD :—					
Other kinds	"
Manufactures	"
JUTE RAW	"	61	30	..	1,830
MANUFACTURES :—					
Carpets	"
A. O. A., MANUFACTURED	"
TREASURE :—					
Silver Coin	\$
GOVERNMENT OF INDIA	Rs.
GOLD—BRITISH SOVEREIGN	English £
TOTAL		23,15,042

ADEN—INLAND TRADE—1928-29.

No. 9-A.

Estimated Value of Articles of Merchandise imported from the interior of Arabia by Rail into Aden, during the official year 1928-29—contd.

Names of Articles.	Denomination.	Total Loads or Number.	Average Rate.	Per.	Value.
			Ra.		Ra.
ANIMALS, LIVING :—					
Horses	No.
Camels	"
Bullocks	"
Cows	"
Milch Cows	"
Calves	"	24	15	..	360
Sheep	"
Goats	"
Kids and Lambs	"
Deer	"
Monkeys	"
Donkeys	"
BUILDING & ENGINEERING MATERIALS :—					
Jowlies	Camel load.
Reeds	"	5	130	..	650
Candles	"
COFFEE :—					
Clean	"	598	350	..	2,09,300
Berries	"	2	200	..	400
Coffee Husk	"	1	60	..	60
COTTON :—					
Raw	"	92	60	..	5,520
Piece Goods	"	1	500	..	500
CORDAGE AND ROPE					
DRUGS, MEDICINES & NARCOTICS (excluding chemicals) :—					
Senna	"
Galangal	"
Aloes	"
Kat	"
Drugs other Sorts	"	1	50	..	50
TOBACCO :—					
Unmanufactured	"	565	250	..	1,41,250
CHEMICALS :—					
Potash	"
Alkali	"	1	8	..	8
DYEING & TANNING MATERIALS :—					
Henna	"
Manjit	"
Waras or Safflower	"	27	150	..	4,050
Asfore	"
Dyeing, other sorts	"	3	75	..	225
EARTHENWARE & PORCELAIN (excluding earthenware piping)					
Furniture and material	"	4	40	..	160
.. .. .	"	523	30	..	15,690
FODDER :—					
Kirbee	"
Grass	"	24	9	..	216
Oil Cakes	"	2	18	..	36
FRUITS, FRESH					
Fresh coconut	"	56	40	..	2,240
.. .. .	"	2	16	..	32
VEGETABLES, FRESH					
Potatoes	"	278	12	..	3,336
.. .. .	"	9	40	..	360
FUEL :—					
Charcoal	"	28	8	..	224
Firewood	"
FLOWERS BASKET					
.. .. .	"	18	10	..	180
GRAIN AND PULSE :—					
Jowari	"	4,087	25	..	1,02,175
Bajree	"
Oats	"
Pulse	"	58	20	..	1,160
Beans & Peas	"	21	20	..	420
Indian Corn	"	1	20	..	20
Barley	"

ADEN—INLAND TRADE—1928-29.

IMPORTS.

No. 9-A.

Estimated Value of Articles of Merchandise imported from the interior of Arabia by Rail into Aden, during the official year 1928-29—concl'd.

Names of Articles.	Denomination.	Total Loads or Number.	Average Rate.	Per.	Value.
			Rs.		Rs.
GRAIN AND PULSE—cont'd.					
Rice	Camel load.	6	40	..	240
Other sorts	"
Bajree Flour	"	8	24	..	192
GASSAL, (powder)					
Gum, other sorts	"	7	40	..	280
Spices, other sorts	"	3	100	..	300
GARLIC :—					
Hides, raw, (scores 650)	"	22	42	..	924
Skins, raw (scores 11,120)	"	130	150	..	19,500
.. tanned	"	556	250	..	1,39,000
HARDWARE OTHER SORTS					
JUTE GUNNY BAGS	"	19	15	..	285
LEATHER SHOES, ARABIC	"	8	40	..	320
MANURE, ANIMALS BONES	"
MATS AND MATING	"
MAT BAGS	"	1	20	..	20
MAT BASKETS	"
OIL, JINJILI	"	1	140	..	140
PERFUMERY (Rose Water)	"	12	150	..	1,800
PALM, TREE	"	4	20	..	80
PROVISIONS :—					
Raisins	"	42	110	..	4,620
Honey	"	1	144	..	144
Ghee	"	917	260	..	2,38,420
Tamarind	"	1	8	..	8
Fowls	"	167	40	..	6,680
Eggs	"	6	45	..	270
Almonds	"	4	165	..	660
Fruits dried (Dates)	"	6	28	..	168
Provisions, other sorts	"	4	100	..	400
Walnut	"	14	100	..	1,400
Fish dry unsalted	"	1	40	..	40
SEEDS :—					
Cotton	"	81	90	..	7,290
Poppy	"
Til or Jinjili	"	568	80	..	45,440
Mustard	"
Fenugreek	"	3	40	..	120
Seed Other than oil seeds	"	8	25	..	200
SAND BLACK	"
ARTICLES OF STONES	"
WAX, BEES	"	54	288	..	15,552
WOOD :—					
Other kinds	"	30	40	..	1,200
Manufactures	"
WOOL :—					
Raw	"
MANUFACTURES :—					
Carpets	"
A. O. A., UNMANUFACTURED	"	3	25	..	75
TREASURES :—					
Silver Coin	\$
GOVERNMENT OF INDIA	Rs.
GOLD—BRITISH SOVEREIGN	English £
TOTAL	9,74,390

Comparative Statement showing the Quantity, Value and Description of Merchandise that passed into Arabia per Inland Communication from Aden during the year 1927-28 to 1928-29.

Names of Articles.	Deno- mination.	1927-1928.		1928-1929.		1928-1929 compared with 1927-1928.	
		Quantity.	Value. Rs.	Quantity.	Value. Rs.	Increase. Rs.	Decrease. Rs.
1.—PRIVATE MERCHANDISE.							
1. Animals, living—							
1. Horses	Number
2. Other kinds	"
Apparel (including drapery, haberdashery, millinery uniforms, accoutrements, but excluding hosiery) ..	Value
1. Boots and shoes	Pairs
3. Arms, ammunition and military stores—							
1. Firearms, and parts thereof .. .	Value
2. Other sorts	"
4. Art, works of	"
5. Books and printed matter (including maps and charts)	Cwt.	11	320	320	..
6. Bristles and fibre for brushes and brooms	"
7. Building and engineering materials—							
1. Brick and tiles	Number
2. Cement	Cwt.
3. Chalk and lime	"
4. Clay	"
5. Earthenware piping	"
6. Other sorts	"	6	22	22	..
8. Cabinet-ware and furniture	Value
9. Candles	lbs.	336	50	50	..
10. Canes and rattans	Cwt.	—
11. Caoutchouc—							
1. Raw	"
2. Manufactured	Value
12. Carriages and carts (excluding railway carriage) and Parts thereof	Value
13. Chemicals—							
1. Alum	Cwt.
2. Arsenic	"
3. Bicarbonate of soda	"
4. Borax	"
5. Copperas	"
6. Khari salt	"
7. Salt ammoniac	"
8. Saltpetre	"
9. Sulphur (brimstone)	"
10. Sulphuric acid	"
11. Other sorts	Value
14. Clocks and Watches	Number
15. Coal—							
1. Coal	Tons
2. Coke	"
3. Patent fuel	"
16. Coffee	Cwt.	7	93	93	..

ADEN—INLAND TRADE—1927-28, 1928-29.

EXPORTS.

No. 10.

Comparative Statement showing the Quantity, Value and Description of Merchandise that passed into Arabia per Inland Communication from Aden during the year 1927-28 to 1928-29.

Names of Articles.	Deno- mination.	1927-1928.		1928-1929.		1928-1929 compared with 1927-1928.	
		Quantity.	Value.	Quantity.	Value.	Increase.	Decrease.
			Rs.		Rs.	Rs.	Rs.
I.—PRIVATE MERCHANDISE—contd.							
17. Coir—							
1. Unmanufactured	Cwt.
2. Manufactured (excluding rope)	"
18. Corals, real	Lbs.
19. Cordage and rope of vegetable fibre (excluding jute)	Cwt.
20. Cotton—							
1. Raw				14	12	12	..
2. Twist and yarn	Lbs.	75,370	75,370	84,445	84,085	8,715	..
3. Manufactured	"
(a) Piece-goods—							
i. Grey (unbleached)	Yds.	14,100	7,550	53,436	25,988	18,438	..
ii. White (bleached)	"
iii. Coloured, printed or dyed	"	2,66,200	1,33,100	1,12,128	45,314	..	87,786
(b) Canvas	"
(c) Handkerchiefs and shawl in the piece	Number
(d) Hosiery, pure and mixed	Value	100	100	..
(e) Lace and patent net	Yds.
(f) Thread, sewing	lbs.
(g) Other sorts of manufactures	"
21. Drugs, Medicines and Narcotics (excluding chemicals)—							
1. Aloes	Cwt.
2. Asafoetida	"
3. Camphor	Lbs.
4. Chinchona bark	"
5. Galangal	Cwt.
6. Other sorts of drugs and medicines	Value	65	65	..
7. Opium	Chests weighing cwt.
8. Tobacco—							
(a) Unmanufactured	"	3,047	1,01,880	1,895	76,030	..	25,850
(b) Manufactured—							
i. Cigars	"	2	240	9	1,010	770	..
ii. Other sorts	"	15	470	470	..
22. Dyeing and Tanning Materials—							
1. Cutch	Cwt.
2. Gambier	"
3. Indigo	"	2	950	250	..
4. Lacdye	"
5. Madder or manjit	"
6. Myrabolams	"
7. Safflower	"
8. Turmeric	"	6	107	107	..
9. Other sorts	"	2	50	50	..
23. Earthenware and Porcelain (excluding earthenware piping)	Value	579	579	..
24. Feathers	Lbs.
25. Fireworks	Value
26. Flax—							
1. Raw	Lbs.
2. Twist and yarn	"
3. Manufactures—							
(a) Canvas	Yds.
(b) Piece-goods	"
(c) Other sorts, including bags and sacks	Lbs.
27. Fodder, bran, and cattle-food, including hay and straw—							
1. Oilcakes	Cwt.
2. Rice-bran	Tons
3. Other sorts	Cwt.	1	7	7	..

ADEN—INLAND TRADE—1927-28, 1928-29.

No. 10.

Comparative Statement showing the Quantity, Value and Description of Merchandise that passed into Arabia per Inland Communication from Aden during the year 1927-28 to 1928-29.

Names of Articles.	Deno- mination.	1927-1928.		1928-1929.		1928-1929 compared with 1927-1928.	
		Quantity.	Value.	Quantity.	Value.	Increase.	Decrease.
I.—PRIVATE MERCHANDISE—contd.							
			Rs.		Rs.	Rs.	Rs.
28. Fruits and Vegetables—							
1. Fruits—							
(a) Cocoanuts	Number
(b) Cocoanuts kernel or copra	Cwt.
(c) Other sorts	Value	14	14	..
2. Vegetables, fresh Onions	"	..	144	..	705	561	..
29. Glass and Glassware—							
1. Beads and false pearls	Cwt.	2,425	2,205	..
2. Other ware	Value	..	220
30. Grain and Pulse—							
1. Barley	Cwt.
2. Gram	"
3. Jawar and Bajra	"	18	116	2,663	17,700	17,584	..
4. Oats	"	100	100	..
5. Pulse	"	3
6. Rice in the husk	"
7. Rice not in the husk	"	420	4,503	1,442	17,927	13,424	..
8. Rice flour	"
9. Wheat	"	8	100	100	..
10. Wheat flour	Lbs.	60,844	6,200	1,29,885	13,382	7,182	..
11. Other sorts	Cwt.
31. Gums Resins—							
1. Arabic	"
2. Benjamin	"
3. Olibanum of frankincense	"
4. Rosin	"
5. Other sorts	"	17	434	434	..
32. Hardware and Cutlery, including plated ware—							
1. Agriculture implements	Value
2. Other sorts	"	369	369	..
33. Hemp—							
1. Raw	Cwt.
2. Manufactured (excluding cordage)—							
(a) Bags and sacks	Number
(b) Cloth	Yds.
34. Hides and Skins—							
1. Hides, raw							
	Cwt.
	No.
2. Hides dressed or tanned							
	"
3. Skins, raw							
	"	1/25	50	50	..
4. Skins, dressed or tanned							
	"
35. Horns							
	Cwt.
36. Ice							
	"
37. Instruments, Apparatus, and Appliances, and parts thereof—							
1. Musical	Value
2. Photographic	"
3. Scientific, philosophical, and other kinds	"
38. Ivory—							
1. Unmanufactured	Ibs.
2. Manufactured	Value
39. Jadestone							
	Cwt.
40. Jewellery and plate of gold and silver—							
1. Jewellery	Value
2. Plate	"
3. Precious stones and pearls, unset	"

ADEN—INLAND TRADE—1927-28, 1928-29.

EXPORTS.

No. 10.

Comparative Statement showing the Quantity, Value and Description of Merchandise that passed into Arabia per Inland Communication from Aden during the year 1927-28 to 1928-29.

Names of Articles.	Denomination.	1927-1928.		1928-1929.		1928-1929 compared with 1927-1928.	
		Quantity.	Value.	Quantity.	Value.	Increase.	Decrease.
			Rs.		Rs.	Rs.	Rs.
I.—PRIVATE MERCHANDISE—contd.							
41. Jute—							
1. Raw	Cwt.
2. Twist and yarn	Lbs.
3. Manufactured—							
(a) Gunny Bags	Number
(b) Gunny cloth	Yds.
(c) Canvas
(d) Rope and twine	Cwt.
(e) Other kinds	"
42. Lac—							
1. Button	"
2. Seed	"
3. Shell	"
4. Stick	"
5. Other kinds (excluding lacdye)	"
43. Lacquered-ware (of Indian manufacture)	Value
44. Leather—							
1. Unwrought	Cwt.
2. Manufactured—							
(a) Saddlery and harness	Value
(b) Other sorts (excluding boots and shoes)	"
45. Liquors—							
1. Ale, beer, and porter	Gallons
2. Spirit—							
(a) Rum	"
(b) Other sorts of spirits	"
3. Wines	"
46. Machinery and millwork—							
1. Steam-engines and parts (other than locomotive)	Value
2. Other sorts of machinery	"
47. Manures—							
1. Animal bones	Tons
2. Guano	"
3. Other kinds (except oil cake)	"
48. Matches	Value	5,915	5,915	..
49. Mats and matting	Sq. yds.	900	377	377	..
50. Metals—							
1. Brass—							
(a) Unwrought	Cwt.
(b) Wrought	"
2. Copper—							
(a) Ore	"
(b) Old, for re-manufacture	"
(c) Unwrought	"
(d) Wrought—							
i. Lametta	"
ii. Sheets and other manufactures	"
3. Iron—							
(a) Ore	"
(b) Old for re-manufacture	"	20	213	213	..
(c) Cast (pig)	"
(d) Wrought—							
i. Anchors, cables, and kentledge	"
ii. Angle, bolt and rod	"
iii. Bar	"	131	786	61	526	..	260
iv. Beams, pillars, girders and bridgework	"
v. Galvanised other than plates, sheets and wire	"
vi. Hoop	"
vii. Nails, screws, rivets, and washers	"
viii. Pipes and tubes	"
ix. Rice bowls	"
x. Sheets and plates (including galvanised and tinned plates)	"
xi. Wire	"
xii. Other manufactures of wrought or cast iron, or of iron mixed with steel	"

ADEN—INLAND TRADE—1927-28, 1928-29.

EXPORTS.

No. 10.

Comparative Statement showing the Quantity, Value and Description of Merchandise that passed into Arabia per Inland Communication from Aden during the year 1927-28 to 1928-29.

Names of Articles.	Denomination.	1927-1928.		1928-1929.		1928-1929 compared with 1927-1928.	
		Quantity.	Value.	Quantity.	Value.	Increase.	Decrease.
			Rs.		Rs.	Rs.	Rs.
1.—PRIVATE MERCHANDISE—contd.							
50. Metals—contd.							
4. Lead—							
(a) Pig	Cwt.	26	750				750
(b) Other sorts	"						
5. Manganese ore	"						
6. Steel	"						
7. Tin—							
(a) Ore	"						
(b) Unwrought (block)	"						
(c) Wrought (including plates or sheets, not tinned iron)	"						
8. Zinc or spelter—							
(a) Unwrought	"						
(b) Wrought or manufactured	"						
(c) Other sorts	"						
9. Metal unremunerated	"						
51. Mica (commercially called Talc)	"						
52. Mowa or mowra flowers	"						
53. Oils—							
1. Animal	Gallons						
2. Essential	"						
3. Mineral—							
(a) Kerosine	"	89,278	67,100	71,464	54,487		12,613
(b) Benzine Benzol Petrol	Cwt.			64	96	96	
(c) Other kinds	Gallons						
4. Vegetable, not essential—							
(a) Castor	"						
(b) Cocoanut	"			48	145	145	
(c) Earthnut	"						
(d) Linseed	"						
(e) Mustard or rape	"						
(f) Til or jinjili	"	7,414	29,230	8,326	31,040	1,810	
(g) Other sorts	"						
54. Oil-cloth and Floor cloth	Sq. yds.						
55. Paints and Colour							
1. Painters' Materials	Value						
56. Paper and Pasteboard—							
1. Printing paper	Cwt.						
2. Writing paper and envelopes	Value						
3. Other kinds of paper	Cwt.						
4. Pasteboard, Milboard, and Cardboard of all kinds	"						
57. Perfumery—							
1. Musk	Ounces						
2. All other sorts	Value						
58. Pitch, Tar and Dammer							
59. Plants, living							
60. Printing and Lithographing Materials (other than paper)							
61. Provisions—							
1. Bacon and hams	Lbs.						
2. Biche de mer	"						
3. Butter	"						
4. Cheese	"						
5. Fishmaws and sharkfins	"						
6. Fish, dry, unsalted	"						
7. Fish, dry, salted	"						
8. Fish, wet, salted ngapi	"			2,240	130	130	
9. Fruits and vegetables, dried, salted or preserved—							
(a) Dates	Cwt.	2,634	17,560	2,921	21,570	4,010	
(b) Other sorts	"			15	221	221	
10. Ghee	Lbs.						
11. Lard	"						
12. Other sorts of provisions—	Cwt.	840	16,658	1,103	8,774		7,884

Comparative Statement showing the Quantity, Value and Description of Merchandise that passed into Arabia per Inland Communication from Aden during the year 1927-28 to 1928-29.

Names of Articles.	Denomination.	1927-1928.		1928-1929.		1928-1929 compared with 1927-1928.	
		Quantity.	Value.	Quantity.	Value.	Increase.	Decrease.
I.—PRIVATE MERCHANDISE—contd.							
			Rs.		Rs.	Rs.	Rs.
62. Rags and other materials for making paper ..	Cwt.
63. Railway Plant and Rolling-stock—							
1. Carriages, trucks, locomotive engines, tenders, and parts thereof ..	Value
2. Materials for construction—							
(a) Sleepers of wood ..	Cwt.
(b) Other sorts ..	"
64. Salt ..	Tons
65. Seeds—							
1. Essential—							
(a) Ajama ..	Cwt.
(b) Ajwan ..	"
(c) Aniseed ..	"
(d) Assalia ..	"
(e) Carraway ..	"
(f) Coriander ..	"
(g) Cummin ..	"
(h) Cummin (black) ..	"
(i) Fennel ..	"
(j) Fenugreek ..	"
(k) Niger ..	"
(l) Sawa or dill ..	"
(m) Other sorts ..	"
2. Castor ..	"
3. Cotton ..	"
4. Earthnut ..	"
5. Linseed ..	"
6. Mowa or mowra ..	"
7. Mustard ..	"
8. Poppy ..	"
9. Rape ..	"
10. Tea ..	"
11. Til of jinjili ..	"	67	924	138	2,160	1,236	..
12. Other sorts ..	"
66. Shells and Cowries—							
1. Cowries ..	"
2. Shells (chanks, sankhli, large ornamental shells, cowras, mother-of-pearl shells, and oyster shells)	"
3. Tortoise-shell (including nakhla or nakh) ..	Lbs.
67. Ships, parts of..	Value
68. Silk—							
1. Raw—							
(a) Mulberry silk, excluding tsar and other wild silks—							
i. Raw ..	Lbs.
ii. Chasam or waste ..	"
iii. Cocoons ..	"
(b) Wild silk : tsar, munga, eria, and other—							
i. Raw ..	"
ii. Chasam or waste ..	"
iii. Cocoons ..	"
2. Manufactured—							
(a) Piece-goods ..	Yds.
(b) Goods of silk mixed with other materials ..	"
(c) Thread for sewing ..	Lbs.
(d) Other sorts ..	"
69. Soap ..	Cwt.	20	912	145	2,771	1,859	..
70. Specimens illustrative of natural science ..	Value
71. Spices—							
1. Betelnuts ..	Lbs.
2. Cardamoms ..	"
3. Cassia ..	"
4. Chillies ..	"	700	206	206	..
5. Cinnamon ..	"
6. Cloves ..	"
7. Ginger ..	"	37,744	13,480	16,660	5,850	..	7,630
8. Nut negs ..	"
9. Pepper ..	"	15,232	5,440	6,832	2,440	..	3,000
10. Other sorts ..	"	7,07,168	2,52,560	7,87,808	2,85,420	32,860	..

ADEN—INLAND TRADE—1927-28, 1928-29.

No. 10.

Comparative Statement showing the Quantity, Value and Description of Merchandise that passed into Arabia per Inland Communication from Aden, during the year 1927-28 to 1928-29.

Names of Articles.	Denomination.	1927-1928.		1928-1929.		1928-1929 compared with 1927-1928.	
		Quantity.	Value.	Quantity.	Value.	Increase.	Decrease.
			Rs.		Rs.	Rs.	Rs.
1.—PRIVATE MERCHANDISE—concl'd.							
72. Stationery (excluding paper)	Value
73. Stone and Marble	Cwt.	6	80	80	..
74. Sugar—							
1. Sugar, refined or crystallised, including Sugarcandy and Confectionary	"	412	5,665	1,096	14,468	8,803	..
2. Sugar, unrefined	"
75. Tallow	"
76. Tea	Lbs.	150	150	150	..
77. Toys and requisites for games	Value
78. Umbrellas, including parasols and sunshades	Number	60	120	120	..
79. Wax (excluding candles)	Cwt.
80. Wood—							
1. Teak	Cubic tons
2. Other timber	" Tons
3. Firewood	"
4. Ornamental—							
(a) Ebony	Value
(b) Sandal	"
(c) Other kinds	"
5. Manufactures of wood	"	72	72	..
81. Wool—							
1. Raw	Lbs.
2. Manufactured—							
(a) Braids	"
(b) Carpets and rugs	"
(c) Piece-goods	Yds.
(d) Shawls	Number
(e) Other sorts	Lbs.
82. Articles (not specified) exported by post	Value
83. All other articles of merchandise—							
1. Unmanufactured	Value	..	3,020	..	6,261	3,241	..
2. Manufactured	"	..	1,920	..	660	..	1,260
Total Value of Private Merchandise	7,45,328	..	7,31,910	..	13,418
84. Treasure—							
1. Gold—							
(a) Bullion (bar, ingots and other kinds of uncoined Gold)	Ounces
(b) Coin	"
2. Silver—							
(a) Bullion (bar, and other kinds of uncoined silver)	"
(b) Coin	"
Government of India rupees	"
M. T. Dollars	"
Other coin	"
Total Value of Private Treasure
Total Value of Private Merchandise and Treasure	7,45,328	..	7,31,910	..	13,418

ADEN—INLAND TRADE—1927-28, 1928-29.

EXPORTS.

No. 10-A.

Comparative Statement showing the Quantity, Value and Description of Merchandise that passed into Arabia per Rail from Aden during the year 1927-28 to 1928-29.

Names of Articles.	Denomination.	1927-1928.		1928-1929.		1928-1929 compared with 1927-1928.	
		Quantity.	Value.	Quantity.	Value.	Increase.	Decrease.
I.—PRIVATE MERCHANDISE.							
			Rs.		Rs.	Rs.	Rs.
1. Animals, living—							
1. Horses	Number
2. Other kinds	"
2. Apparel (including drapery, haberdashery, millinery uniforms, accoutrements, but excluding hosiery) ..	Value	4,960	4,960	..
1. Boots and shoes	Pairs	182	450	450	..
3. Arms, ammunition and military stores—							
1. Firearms, and parts thereof	Value
2. Other sorts	"	..	133	133
4. Art, works of	"
5. Books and printed matter (including maps and charts)	Cwt.	23	635	11	468	..	167
6. Bristles and fibre for brushes and brooms	"
7. Building and engineering materials—							
1. Bricks and tiles	Number
2. Cement	Cwt.
3. Chalk and lime	"	556	1,374	82	143	..	1,231
4. Clay	"
5. Earthenware piping	"
6. Other sorts	"	1,826	2,983	363	855	..	2,128
8. Cabinet-ware and furniture	Value	..	680	..	13,778	13,098	..
9. Candles	Lbs.	4,596	643	3,304	641	..	2
10. Canes and rattans	Cwt.
11. Caoutchouc—							
1. Raw	"
2. Manufactured	Value	..	66	..	40	..	26
12. Carriages and carts (excluding railway carriage) and parts thereof	"	..	30	..	50	20	..
13. Chemicals—							
1. Alum	Cwt.
2. Arsenic	"
3. Bicarbonate of soda	"
4. Borax	"
5. Copperas	"
6. Khari salt	"
7. Salt ammoniac	"
8. Saltpetre	"
9. Sulphur (brimstone)	"
10. Sulphuric acid	"
11. Other sorts	Value	..	680	680
14. Clocks and Watches	Number
15. Coal—							
1. Coal	Tons
2. Coke	"
3. Patent fuel	"
16. Coffee	Cwt.
17. Coir—							
1. Unmanufactured	"
2. Manufactured (excluding rope)	"
18. Corals, real	Lbs.
19. Cordage and rope of vegetable fibre (excluding jute)	Cwt.	26	235	55	696	461	..
20. Cotton waste	"	5	95	95
1. Raw	"	1	28	5	237	209	..
2. Twist and yarn	Lbs.	3,41,852	3,41,852	2,31,116	2,32,116	..	1,09,736
3. Manufactured	"
(a) Piece-goods—							
i. Grey (unbleached)	Yds.	8,84,400	4,43,600	6,21,855	1,99,665	..	2,43,935
ii. White (bleached)	"
iii. Coloured, printed, or dyed	"	5,50,400	2,75,200	4,87,270	1,15,465	..	1,59,735
(b) Canvas	"
(c) Handkerchiefs and shawl in the piece	Number
(d) Hosiery, pure and mixed	Value
(e) Haberdashery	"	..	70	70
(f) Thread, sewing	Lbs.	364	364	364
(g) Other sorts of manufactures	"	1,904	425	425	..
1. Drugs, Medicines and Narcotics (excluding chemicals)—							
1. Aloes	Cwt.

Comparative Statement showing the Quantity, Value and Description of Merchandise that passed into Arab per Rail from Aden during the year 1927-28 to 1928-29.

Names of Articles.	Denomination.	1927-1928.		1928-1929.		1928-1929 compared with 1927-1928.	
		Quantity.	Value.	Quantity.	Value.	Increase.	Decrease.
			Rs.		Rs.	Rs.	Rs.
I.—PRIVATE MERCHANDISE—contd.							
21. Drugs, Medicines and Narcotics (excluding chemicals)—contd.							
2. Asafoetida	Cwt.
3. Camphor	Lbs.
4. Chinchona bark
5. Galangal	Cwt.
6. Other sorts of drugs and medicines	Value	..	10	..	70	60	..
7. Opium	Chests weighing
8. Tobacco—	Cwt.						
(a) Unmanufactured	9,111	2,65,760	8,441	3,07,920	42,160	..
(b) Manufactured—	..						
i. Cigarettes	70	7,854	69	7,834	..	20
ii. Other sorts	347	38,208	249	25,372	..	12,836
22. Dyeing and Tanning Materials—							
1. Cutch	Cwt.
2. Gambier
3. Indigo	92	1,277	36	1,226	..	51
4. Lacdye
5. Madder or manjit
6. Myrabolams
7. Safflower
8. Turmeric	35	1,390	1,390
9. Other sorts	5	121	121
23. Earthenware and Porcelain (excluding earthenware piping)	Value	..	1,028	..	251	..	777
24. Feathers	Lbs.
25. Fireworks	Value
26. Flax—							
1. Raw	Lbs.
2. Twist and yarn
3. Manufactures—							
(a) Canvas	Yds.
(b) Piece-goods
(c) Other sorts, including bags and sacks	Lbs.
27. Fodder, bran, and cattle-food, including hay and straw—							
1. Oilcakes	Cwt.
2. Rice-bran	Tons
3. Other sorts	Cwt.	11	70	2	13	..	57
28. Fruits and Vegetables—							
1. Fruits—							
(a) Cocoanuts	Number	300	38	28	7	..	31
(b) Cocoanuts kernel or copra	Cwt.
(c) Other sorts	Value	..	167	..	130	..	37
2. Vegetables, fresh Onions	3,270	..	1,841	..	1,429
29. Glass and Glasware—							
1. Beads and false pearls	Cwt.
2. Other ware	Value	..	23,972	..	9,623	..	14,349
30. Grain and Pulse—							
1. Beans	Cwt.	38	500	4	60	..	440
2. Gram	5	55	215	912	857	..
3. Jawar and Bajra	27	773	11,089	81,146	80,373	..
4. Oats	1	7	7	..
5. Pulse	14	179	14	130	..	49
6. Rice in the husk	3	20	20	..
7. Rice not in the husk	4,948	58,870	5,146	68,771	9,901	..
8. Rice flour
9. Wheat	53	700	69	922	222	..
10. Wheat flour	Lbs.	5,53,616	60,070	2,27,093	75,874	15,804	..
11. Other sorts	Cwt.	6	53	89	550	503	..

No. 10-A.

Comparative Statement showing the Quantity, Value and Description of Merchandise that passed into Arabia per Rail from Aden during the year 1927-28 to 1928-29.

Names of Articles.	Deno- mination.	1927-1928.		1928-1929.		1928-1929 compared with 1927-1928.	
		Quantity.	Value. Ra.	Quantity.	Value. Ra.	Increase. Ra.	Decrease. Ra.
1.—PRIVATE MERCHANDISE—contd.							
31. Gums, Resins—							
1. Arabic	Cwt.	108	1,942	12	240	..	1,702
2. Benjamin	"
3. Olibanum or frankincense	"	3	55	66	2,366	2,311	..
4. Rosin	"
5. Other sorts	"	380	13,572	13,572	..
32. Hardware and Cutlery, including plated ware—							
1. Agricultural implements	Value
2. Other sorts	"	..	3,561	..	2,661	..	900
33. Hemp—							
1. Raw	Cwt.
2. Manufactured (excluding cordage)—							
(a) Bags and sacks	Number
(b) Cloth	Yds.
34. Hides and Skins—							
1. Hides, raw	Cwt.
	No.
2. Hides, dressed or tanned	5 400
3. Skins, raw	"	175	619	175	1,200	581	..
4. Skins, dressed or tanned	"
35. Horns	Cwt.
36. Ice	"
37. Instruments, Apparatus, and Appliances and parts thereof—							
1. Musical	Value
2. Photographic	"
3. Scientific, philosophical, and other kinds	"	..	525	525
38. Ivory—							
1. Unmanufactured	Lbs.
2. Manufactured	Value
39. Jadestone	Cwt.
40. Jewellery and plate, of gold and silver—							
1. Jewellery	Value
2. Plate	"
3. Precious stones and pearls, unset	"
41. Jute—							
1. Raw	Cwt.
2. Twist and yarn	Lbs.
3. Manufactured—							
(a) Gunny Bags	Number	45,000	22,500	13,890	7,237	..	15,263
(b) Gunny cloth	Yds.
(c) Canvas	"
(d) Rope and twine	Cwt.
(e) Other kinds	"
42. Lac—							
1. Button	Cwt.
2. Seed	"
3. Shell	"
4. Stick	"
5. Other kinds (excluding lacdye)	"
43. Lacquered-ware (or Indian manufacture)	Value

Comparative Statement showing the Quantity, Value and Description of Merchandise that passed into Arabia per Rail from Aden, during the year 1927-28 to 1928-29.

Names of Articles.	Deno- mination.	1927-1928.		1928-1929.		1928-1929 compared with 1927-1928.	
		Quantity.	Value. Rs.	Quantity.	Value. Rs.	Increase. Rs.	Decrease. Rs.
1.—PRIVATE MERCHANDISE—contd.							
44. Leather—							
1. Unwrought	Cwt.
2. Manufactured—							
(a) Saddlery and harness	Value
(b) Other sorts (excluding boots and shoes)	"	..	201	..	105	..	96
45. Liquors—							
1. Ale, beer, and porter	Gallons
2. Spirit—							
(a) Rum	"
(b) Other sorts of spirits	"
3. Wines	"
46. Machinery and millwork—							
1. Steam-engines and parts (other than locomotive)	Value
2. Other sorts of machinery	"	..	4,530	..	4,955	425	..
47. Manures—							
1. Animal bones	Tons
2. Guano	"
3. Other kinds (except oil cake)	"	21	942	942	..
48. Matches	Value	..	20,600	..	12,920	..	7,680
49. Mats and matting	Sq. yds.	10,960	1,465	39,506	13,078	11,613	..
50. Metals—							
1. Brass—							
(a) Unwrought	Cwt.
(b) Wrought	"	10	88	2	23	..	65
2. Copper—							
(a) Ore	Cwt.
(b) Old, for re-manufacture	"
(c) Unwrought	"
(d) Wrought—							
i. Lametta	"
ii. Sheets and other manufactures	"	84	839	37	777	..	62
3. Iron—							
(a) Ore	Cwt.
(b) Old, for re-manufacture	"	132	1,051	677	3,264	2,213	..
(c) Cast (pig)	"
(d) Wrought—							
i. Anchors, cables, and kentledge	"
ii. Angle, bolt, and rod	"
iii. Bar	"
iv. Beams, pillars, girders and bridgework	"	1,465	15,167	514	5,054	..	10,113
v. Galvanised other than plates, sheets, and wire	"
vi. Hoop	"
vii. Nails, screws, rivets, and washers	"
viii. Pipes and tubes	"	2	15	15	..
ix. Rice bowls	"	7	68	68
x. Sheets and plates (including galvanised and tinned plates)	"
xi. Wire	"	3	25	1	43	18	..
xii. Other manufactures of wrought or cast iron, or of iron mixed with steel	"	4	28	28
4. Lead—							
(a) Pig	"
(b) Other sorts	"
5. Manganese ore	"
6. Steel	"
7. Tin—							
(a) Ore	"
(b) Unwrought (block)	"
(c) Wrought (including plates or sheets, not tinned iron)	"

No. 10-A.

Comparative Statement showing the Quantity, Value and Description of Merchandise that passed into Arabia per Rail from Aden, during the year 1927-28 to 1928-29.

Names of Articles.	Deno- mination.	1927-1928.		1928-1929.		1928-1929 compared with 1927-1928.	
		Quantity.	Value.	Quantity.	Value.	Increase.	Decrease.
			Rs.		Rs.	Rs.	Rs.
PRIVATE MERCHANDISE—contd.							
60. Metals—contd.							
8. Zinc or spelter—							
(a) Unwrought	Cwt.
(b) Wrought or manufactured	"
(c) Other sorts	"
9. Metal unemurated	"	2	29	29
51. Mica (commercially called Tale)	"
52. Mowa or Mowra flowers	"
53. Oils—							
1. Animal	Gallons
2. Essential	"
3. Mineral—							
(a) Kerosine	"	19,542	15,252	11,914	9,005	..	6,247
(b) Benzine, Benzol Petrol, etc.	Cwt.	1,448	2,197	1,570	2,356	159	..
(c) Other kinds	Gallons.	4,260	8,347	5,265	5,044	..	3,303
4. Vegetable, not essential—							
(a) Castor	"
(b) Coconut	"	352	1,100	380	1,343	243	..
(c) Earthnut	"
(d) Linseed	"
(e) Mustard or rape	"
(f) Til or jinjili	"	376	1,406	114	428	..	978
(g) Other sorts	"
54. Oil-cloth and Floor-cloth	Sq. yds.
55. Paints and Colour							
1. Painters' Materials	Cwt. Value
56. Paper and Pasteboard—							
1. Printing paper	Cwt.
2. Writing paper and envelopes	Value
3. Other kinds of paper	Cwt.	434	1,279	529	2,903	724	..
4. Pasteboard, Milboard, and Cardboard of all kinds	"
57. Perfumery—							
1. Musk	Ounces
2. All other sorts	Value	..	561	561
58. Pitch, Tar, and Dammer	Cwt.
59. Plants, living	Value
60. Printing and Lithographing Materials (other than paper)	"
61. Provisions—							
1. Bacon and hams	Lbs.
2. Biche de mer	"
3. Butter	"
4. Cheese	"
5. Fishmaws and sharkfins	"
6. Fish, dry, unsalted	Cwt.	98	571	290	1,436	865	..
7. Fish, dry, salted	"	26	262	29	270	8	..
8. Fish, wet, salted, <i>ngapi</i>	"
9. Fruits and vegetables, dried, salted or preserved—							
(a) Dates	"	8,098	54,137	6,142	51,143	..	2,994
(b) Other sorts	"	104	1,622	85	1,113	..	509
10. Ghi	Lbs.	840	330	652	470	140	..
11. Lard	"
12. Other sorts of provisions	Cwt.	1,723	17,001	1,961	22,184	5,183	..
62. Rags and other Materials for making paper	"

No. 10-A.

Comparative Statement showing the Quantity, Value and Description of Merchandise that passed into Arabia per Rail from Aden during the year 1927-28 to 1928-29.

Names of Articles.	Denomination.	1927-1928.		1928-1929.		1928-1929 compared with 1927-1928.	
		Quantity.	Value.	Quantity.	Value.	Increase.	Decrease.
			Rs.		Rs.	Rs.	Rs.
PRIVATE MERCHANDISE—contd.							
63. Railway Plant and Rolling-stock—							
1. Carriages, trucks, locomotive engines, tenders, and parts thereof	Value
2. Materials for construction—							
(a) Sleepers of wood	Cwt.
(b) Other sorts	"
64. Salt	Tons
65. Seeds—							
1. Essential—							
(a) Ajama	Cwt.
(b) Ajwan	"
(c) Aniseed	"
(d) Assalia	"
(e) Carraway	"
(f) Coriander	"
(g) Cummin	"
(h) Cummin (black)	"
(i) Fennel	"
(j) Fenugreek	"	8	330	330
(k) Niger	"
(l) Sawa or dill	"
(m) Other sorts	"
2. Copra or coconut Kernal	"	2	35	35	..
3. Cotton	"	2	14	14	..
4. Groundnut	"	4	240	240
5. Linseed	"
6. Mowa or mowra	"
7. Mustard	"
8. Poppy	"
9. Rape	"
10. Tea	"
11. Til or jinjili	"	360	8,384	1,347	14,743	6,359	..
12. Other sorts	"
66. Shells and Cowries—							
1. Cowries	"
2. Shells (chanks, sankhli, large ornamental shells, cowras mother-of-pearl shells, and oyster shells)	"
3. Tortoise-shell (including nakhla or nakh)	Lbs.
67. Ships, parts of—	Value
68. Silk—							
1. Raw—							
(a) Mulberry silk excluding tasar and other wild silks—							
i. Raw	Lbs.
ii. Chasam or waste	"
iii. Cocoons	"
(b) Wild silk : tasar, munga, eria, and other—							
i. Raw	"
ii. Chasam or waste	"
iii. Cocoons	"
2. Manufactured—							
(a) Piece-goods	Yds.
(b) Goods of silk mixed with other materials	"
(c) Thread for sewing	Lbs.
(d) Other sorts	"
69. Soap	Cwt.	1,059	42,240	769	29,381	..	12,859
70. Specimens illustrative of Natural Science	Value

No. 10-A.

Comparative Statement showing the Quantity, Value and Description of Merchandise that passed into Arabia per Rail Communication from Aden, during the year 1927-28 to 1928-29.

Names of Articles.	Deno- mination.	1927-28.		1928-29.		1928-29 compared with 1927-28.	
		Quantity.	Value.	Quantity.	Value.	Increase.	Decrease.
PRIVATE MERCHANDISE—contd.							
71. Spices—			Rs.		Rs.		
1. Betelnuts	Lbs.
2. Cardamoms	"
3. Cassia	"
4. Chillies	"
5. Cinnamon	"	1,876	670	836	291	..	379
6. Cloves	"
7. Ginger	"	840	300	80	30	..	270
8. Nutmegs	"	30,632	10,970	17,918	6,224	..	4,746
9. Pepper	"
10. Other sorts	"	14,980	5,360	6,596	2,630	..	2,730
		7,10,556	2,53,298	6,44,677	2,38,281	..	15,017
72. Stationery (excluding paper)	Value	100	100	..
73. Stone and Marble	Owt.	4,060	4,850	8,595	2,305	..	2,545
74. Sugar—							
1. Sugar, refined or crystallised, including Sugarcandy and Confectionery	"	14,096	2,21,617	15,952	1,92,600	..	29,017
2. Sugar, unrefined	"
75. Tallow	"	24	348	348
76. Tea	Lbs.	252	252	332	332	80	..
77. Toys and requisites for games	Value	..	125	125
78. Umbrellas, including parasols and sunshades	Number	1,356	2,712	275	580	..	2,132
79. Wax (excluding candles)	Owt.
80. Wood—							
1. Teak	Cubic tons
2. Other timber	" "	59	5,971	190 ² / ₃	8,200	2,229	..
3. Firewood	"
4. Ornamental—							
(a) Ebony	Value
(b) Sandal	"
(c) Other kinds	"
5. Manufactures of wood	"	..	7,225	..	2,631	..	4,594
81. Wool—							
1. Raw—	Lbs.
2. Manufactured—							
(a) Braids	"
(b) Carpets and rugs	"
(c) Piece-goods	Yds.
(d) Shawls	Number
(e) Other sorts	Lbs.
82. Articles (not specified) exported by post	Value
83. All other articles of merchandise—							
1. Unmanufactured	"	..	17,460	..	10,167	..	7,293
2. Manufactured	"	..	276	..	8,389	8,113	..
Total value of Private Merchandise	"	..	22,93,866	..	18,35,748	..	4,58,118
84. Treasure—							
1. Gold—							
(a) Bullion (bar ingots, and other kinds of uncoined Gold)	Ounces
(b) Coin	"
2. Silver—							
(a) Bullion (bar and other kinds of uncoined silver)	"
(b) Coin	"
Government of India rupees	"
M. T. Dollars	"
Other coin	"
Total Value of Private Treasure	"
Total Value of Private Merchandise & Treasure	"	..	22,93,866	..	18,35,748	..	4,58,118

890
 TRADE WITH EACH FOREIGN
 COUNTRY AND CHIEF
 PORTS IN INDIA.

SHIPPING.
 YEARS 1924-25 TO 1928-29.

No. 11.

Total Number and Tonnage of British, British Indian, and Foreign Vessels which entered from Foreign Countries and Ports in British India at the Port of Aden in each official year from 1924-25 to 1928-29.

Countries from which entered.	1924-25.		1925-26.		1926-27.		1927-28.		1928-29.	
	Steam with Cargo.		Steam with Cargo.		Steam with Cargo.		Steam with Cargo.		Steam with Cargo.	
	No.	Tons.	No.	Tons.	No.	Tons.	No.	Tons.	No.	Tons.
UNITED KINGDOM AND BRITISH POSSESSIONS—										
Tanganyika Territory			24	70,176	25	75,091	5	27,212	2	9,448
Egypt, etc.	27	84,469	34	78,394	62	197,612				
Egypt—Suez	38	72,308	219	1,047,598	205	1,057,398	261	1,339,270	272	1,380,608
United Kingdom	214	1,031,091	2	7,550	1	3,628				
Malta	2	3,709	12	46,054	5	16,525	21	84,480	17	60,125
Mauritius, Mahe including Seychelles.	5	19,724								
Natal and Cape Town	2	10,029			4	20,943	21	69,445	25	96,311
Porim (Island)	24	7,214	12	5,650	15	23,426	10	9,853	5	4,453
Ceylon	54	230,895	70	297,526	107	535,176	56	226,453	48	213,077
China—Hongkong					2	4,980	3	16,089		
Straits Settlements	22	87,328	24	89,591	19	73,925	13	49,955	18	56,586
Australia	35	216,579	51	263,241	44	236,442	80	409,176	72	378,416
Tasmania									2	7,990
Spain—Gibraltar					1	1,859		566	2	80
Socotra							13			
Anglo-Egyptian Sudan	16	48,838	20	51,924	26	115,542	80	38,412	10	31,880
British Somaliland	80	12,354	78	11,350	77	20,068	36	16,892	119	27,711
Kenya Colony	38	130,164	48	171,806	66	269,136	28	140,102	26	89,308
Zanzibar	16	40,527	13	37,551	19	54,306	1	92,833	26	82,658
New Zealand					1	4,453		4,493		
Mesopotamia							85	287,827	68	235,474
Total, United Kingdom and British Posses- sions	573	1,995,229	607	2,177,411	681	2,710,390	716	2,813,058	710	2,698,916
BRITISH INDIA AND BURMAH—										
Bombay—Chief Port—Bombay	146	654,977	128	639,143	104	574,909	116	603,256	117	588,234
Bombay—Other Ports	3	10,466	3	8,022	6	17,337	7	22,545	6	16,016
Malabar Coast, Cutch, etc.	5	17,738	4	12,849	7	24,383	7	25,165	11	36,032
Sind—Karachi	39	126,419	24	77,060	23	82,649	19	72,244	18	64,222
Madras—Madras	4	13,521	2	6,938	3	11,752	8	23,222	7	24,296
Madras—Other Ports	12	49,946	11	37,961	13	47,854	15	50,015	11	30,906
Bengal—Calcutta	67	275,349	54	225,772	75	312,021	76	308,806	63	254,943
Bengal—Other Ports										
British Burmah—Rangoon	28	113,705	8	26,277	6	22,458	9	30,722	12	37,905
British Burmah—Other Ports	8	27,122	7	22,545	11	38,425	21	63,648	19	64,643
Total, British Ports and Ports in Burmah	312	1,282,243	241	1,058,567	249	1,131,788	278	1,199,523	264	1,112,195
Total, United Kingdom British Possessions, British India and Burmah	885	3,277,472	848	3,235,978	929	3,842,178	994	4,012,581	974	3,806,111
FOREIGN COUNTRIES—										
Egypt	31	123,299	28	122,837	36	156,730	38	97,589	50	123,153
Triesti							34	156,224	35	165,414
Belgium	3	7,095	13	57,866	15	66,911	18	80,337	32	143,265
France	8	29,946	9	39,380	23	111,269	33	196,643	32	215,305
Germany	8	29,976	11	42,878	22	88,273	22	85,503	29	121,593
Holland	4	8,171	2	8,913	12	5,119	8	9,781	26	43,478
Italy	33	95,743	35	114,528	31	111,505	38	153,757		148,960
Russia in Europe	1	2,991	1	3,161	1	3,922			1	3,170
Russia in Asia	1	4,068					3	11,658		
Sweden							2	7,788		
Spain									1	3,722
Portugal			2	2,753	1	2,121			2	9,688
Finme										
Turkey in Asia Bassorah			44	147,948	58	202,293	2	4,552		
(Massowah)	41	134,389								
Assab	12	19,552	21	36,467	25	54,493	20	32,342		
Norway	3	4,198	4	821	1	162			8	24,222
Djibouti and Obokh	1	3,662	5	7,059	4	3,698	2	5,375	121	31,501
Eastern Coast of Africa—Dankali Coast Portuguese East Africa	103	20,292	106	23,158	107	65,991	96	26,256		
Eastern Coast of German Possessions			5	24,509					17	80,097
Italian East Africa	4	18,328	2	11,928	13	55,240	8	4,539		
Delagoa Bay (Mozambique)	2	9,976	7	7,935			1	4,255		
Madagascar	4	6,563			6	14,158			2	5,098
Brazil			2	6,549	6	17,914	1	2,705		
Greece	6	22,162							2	6,701
Algeria—Tunis							1	5,215		
Reunion (Bourbon)	1	4,017					1	5,525		
United States	31	121,223	34	130,231	39	145,717	30	113,649	24	78,632
Denmark									7	32,562
Arabia—Jeddah and Hodaia			1	2,598					1	1,533
Arabia—Saliff										
Arabia—Muskat										
Arabia—Gulf Ports	1	2,592							18	5,951
Red Sea Islands	22	4,589	25	4,529	29	10,378	34	9,122		
Red Sea Ports									58	39,584
French Colonies (Saigon, Tonquin, and New Cledonia)	51	64,862	37	23,210	78	62,612	70	59,178	3	9,472
China—Treaty Ports	1	4,856					4	14,673		
Japan	3	12,544	5	21,384	4	20,954	2	8,607	5	30,992
Java	30	131,174	34	175,170	30	159,209	65	389,208	66	407,146
Independent Somali Port	15	48,812	18	69,925	13	45,239	27	98,286	46	166,511
Borneo			3	1,288						
Persian Gulf	1	2,933	1	2,506						
Philippines							2	5,376		
Siam	2	7,838	2	7,991	1	3,222	3	11,192	5	17,153
Returned from Sea							1	3,163	1	3,163
Other Foreign Countries	5	3,105	7	8,874			3	7,896	10	3,132
Somaliland and Eritrea	2	4,086	3	13,954	6	14,969			5	18,742
Total, Foreign Countries	430	977,761	467	1,120,348	567	1,449,439	581	1,694,624	661	1,982,437
Grand Total, United Kingdom, British Posses- sions, British India and Burmah, and Foreign Countries	1,315	4,255,233	1,315	4,356,326	1,496	5,291,617	1,575	5,707,215	1,635	5,788,548

TRADE WITH EACH FOREIGN COUNTRY AND CHIEF PORTS IN INDIA.

SHIPPING.
YEARS 1924-25 to 1928-29.

No. 12.

Total Number and Tonnage of British, British Indian, and Foreign Vessels which cleared to Foreign Countries and Ports in British India at the Port of Aden in each official year from 1924-25 to 1928-29.

Countries from which cleared.	1924-25.		1925-26.		1926-27.		1927-28.		1928-29.	
	Steam with Cargo.		Steam with Cargo.		Steam with Cargo.		Steam with Cargo.		Steam with Cargo.	
	No.	Tons.	No.	Tons.	No.	Tons.	No.	Tons.	No.	Tons.
UNITED KINGDOM AND BRITISH POSSESSIONS—										
Mesopotamia	238	1,178,397	229	1,198,137	250	1,331,769	286	1,446,321	268	1,413,748
United Kingdom	22	66,087	25	62,369	31	102,483
Egypt, etc.	31	65,269	31	85,036	12	44,274
Egypt—Suez
Malta
Mauritius Mahe and Seychelles {	1	1,882	1	2,741	6	28,115	7	30,330	9	44,797
Natal and Cape of Good Hope {	5	18,149	5	21,586	17	66,364	31	126,808	33	145,863
Perim (Island)	18	5,397	7	6,151	6	5,829	4	6,517	2	432
Ceylon	15	70,463	26	122,416	50	241,561	13	54,565	13	54,747
China—Hongkong	1	2,047	2	7,114	4	13,512	9	33,375
Spain—Gibraltar	1	3,043	1	112	2	5,136	2	5,789
Straits Settlements	6	13,502	17	23,720	16	60,763	15	56,545	20	31,876
Australia	33	213,050	34	202,521	47	293,177	43	318,070	52	330,672
New Zealand	2	132	5	421	2	154
Socotra
Anglo-Egyptian Sudan	9	27,844	11	42,308	13	58,467	2	6,269	4	11,378
British Somaliland	73	11,201	67	10,118	70	20,984	84	17,560	118	26,953
Zanzibar	18	45,408	25	83,401	33	108,013	43	160,335	32	102,383
Kenya Colony	29	105,079	32	116,556	48	194,776	27	100,515	26	108,756
Tanganyika Territory	4	20,331	10	39,464
Total, United Kingdom and British Possessions	498	1,821,737	514	1,982,281	615	2,562,222	650	2,648,525	683	2,646,382
BRITISH INDIA AND BURMAH—										
Bombay—Other Ports	2	4,889	1	2,866	1	2,978
Bombay—Chief Ports—Bombay	127	574,115	108	555,917	128	658,114	127	665,004	97	521,849
Malabar Coast	1	11	2	500
Sind—Karachi	28	95,461	26	72,054	26	90,366	16	66,202	6	23,267
Madras—Madras	4	13,406	3	12,333	1	4,101
Madras—Other Ports	1	3,150	3	1,143	2	4,947	1	3,009
Bengal—Calcutta	84	319,812	82	323,432	90	338,571	98	375,035	109	394,084
Bengal—Other Ports
British Burmah—Rangoon	24	96,797	6	23,710	8	21,197	4	12,269	9	28,573
British Burmah—Other Ports	4	10,472	3	7,208	6	19,150	11	34,154	8	22,394
Total, British Indian Ports and Ports in Burma	274	1,114,962	231	1,000,681	263	1,129,041	259	1,161,712	231	996,154
Total, United Kingdom, British Possessions, British India and Burmah	771	2,936,699	745	2,982,962	878	3,691,263	909	3,810,237	917	3,642,536
FOREIGN COUNTRIES—										
Sweden	1	2,466	2	2,521
Trieste	27	119,083	30	133,715	22	104,770	33	155,536	35	157,998
Belgium	10	40,673	8	36,956	9	43,202	15	58,601	14	60,531
France	44	159,077	48	190,095	56	233,369	86	392,094	88	412,534
Germany	21	77,028	19	69,594	26	112,743	58	222,461	61	202,420
Holland	4	13,495	13	34,277	4	16,585	13	34,570	11	33,750
Italy	43	115,486	32	102,105	28	101,957	47	181,021	49	197,373
Egypt	41	108,222	38	96,942
Russia in Asia	2	5,280	1	3,922	2	8,238
Spain and Portugal	2	6,521	2	6,574	4	17,632
Denmark	2	3,687	1	5,342	2	5,934
Turkey in Europe	1	3,476	1	888
Turkey in Asia (Bussorah)	57	190,551	61	210,824	79	272,213
Russia in Europe	2	2,810
Massowah	5	5,176	15	19,629	26	55,581	22	27,124
Djibouti and Obokh	121	35,769	116	23,166	105	43,764	94	23,225	119	26,258
Assab	2	227
Eastern Coast of Africa—German Possessions	2	6,735	3	8,830	5	17,195
Eastern Coast of Italian Possessions	5	6,895	6	13,686	3	3,180
Algeria—Tunis	1	4,808	2	8,455
Portuguese East Africa	4	19,520	9	41,281	14	31,902	8	30,010	17	77,504
Delagoa Bay (Mozambique)
Madagascar	1	1,445	2	2,994	4	14,032	1	5,708
Independent Somali Ports	2	372	1	790
Italian Somaliland	1	36	1	916	2	4,115
Greece	1	5,215
Norway	4	14,134	2	7,180	5	17,181	3	9,438	7	23,548
Reunion (Bourbon)
Canada
United States	60	229,911	63	233,891	58	221,397	56	204,817	61	221,009
Arabia—Jeddah Hodeida
Arabia—Muskat	1	2,792	1	2,592
Arabia—Gulf Ports	22	4,861	29	5,521	31	10,990	35	9,332	19	8,579
Red Sea Islands
Red Sea Ports	58	75,915	52	33,127	66	68,124	71	67,498	64	47,665
French Colonial (Saigon, Tonguin, and New Caledonia)	1	652	1	1,197	3	688
China—Treaty Ports	5	19,358	11	48,729	9	43,547	7	41,562	5	20,973
Japan	25	128,684	22	98,062	23	131,900	34	217,363	49	318,472
Java	9	22,603	13	45,987	8	20,737	13	34,781	37	139,479
Persian Gulf
Sumatra and Borneo
Fiume	2	7,151	4	1,834
Siam	1	6,509	3	3,377	3	9,297	4	12,585
Left for Sea	4	656	3	5,161	7	12,006	3	6,206	6	3,936
Other Foreign Countries	2	5,012	1	188	1	796
Italian Somaliland and Eritrea	18	30,391
Total, Foreign Countries	540	1,306,424	568	1,380,582	620	1,597,204	663	1,893,778	707	2,147,809
Grand Total, United Kingdom, British Possessions, British India and Burmah, and Foreign Countries	1,312	4,243,123	1,313	4,363,544	1,498	5,288,467	1,572	5,704,015	1,624	5,790,345

No. 13.

SHIPPING.

YEARS 1924-25 TO 1928-29.

No.

Number and Tonnage of Country Crafts Distinguishing the Nationality that Entered and Cleared, from and to EN

Years and Nationality.	Foreign.																			
	Abyssinia Massowah.		Africa Danakil Ports.		Zaila.		Berbera.		Bulhar.		Somali Coast Ports.		Zanzibar and Adjacent Ports.		Arabian Ports under the Turkish Government in the Red Sea.		Independent Ports in the Gulf of Aden.		Ports in the Territories of the Imam of Muscat.	
	No.	Tons.	No.	Tons.	No.	Tons.	No.	Tons.	No.	Tons.	No.	Tons.	No.	Tons.	No.	Tons.	No.	Tons.	No.	Tons.
1924-25.																				
British Indian	5	148	6	196	21	508	32	911	14	406	17	695	4	120	57	1,490
Arab	107	3,782	21	297	27	783	13	688	2	21	14	417	399	8,961	239	7,781	19	1,009
Turkish
Persian
Italian	8	185	1	15	6	134	73	1,787	3	86	15	202
French
Cutch
Total	112	3,940	35	668	49	1,306	51	1,733	16	427	104	2,899	406	9,167	311	9,473	19	1,009
1925-26.																				
British Indian	16	1,014	2	54	12	315	16	519	10	320	14	580	8	228	43	1,541	1	139
Arab	74	2,158	22	434	22	649	11	657	2	58	14	409	330	8,094	230	8,098	8	180
Turkish
Persian
Italian	8	151	9	266	74	1,883	7	325	23	646
French
Cutch
Total	90	3,172	32	639	34	964	36	1,442	12	378	102	2,872	345	8,647	296	10,285	9	319
1926-27.																				
British Indian	17	1,120	4	100	4	124	14	454	6	318	10	449	10	366	40	1,378
Arab	88	2,687	18	296	29	849	17	1,107	2	49	24	717	234	5,890	215	6,011	8	261
Turkish
Persian
Italian	3	105	8	237	1	20	9	165	29	823	4	112	26	877
French	2	12
Cutch
Total	108	3,912	32	645	34	993	40	1,726	8	367	63	1,989	248	6,368	281	8,266	8	261
1927-28.																				
British Indian	20	1,342	1	32	6	260	3	166	3	149	10	372	36	1,418
Arab	114	3,930	21	994	37	1,028	19	1,766	1	80	34	1,061	1	49	313	7,955	226	8,115	5	524
Turkish
Persian
Italian	2	211	15	332	4	122	53	1,336	9	401	24	580
French	4	25	4	26
Cutch	1	15
Total	136	5,483	40	1,351	38	1,060	29	2,148	4	246	90	2,546	1	49	332	8,728	291	10,134	5	524
1928-29.																				
British Indian	4	234	2	15	1	32	8	254	10	706	12	554	13	533	27	1,063
Arab	94	2,916	44	1,100	46	1,256	25	1,569	7	215	36	1,071	329	8,165	203	6,562	1	314
Turkish
Persian
Italian	10	204	11	224	7	140	4	77	1	20	72	1,813	19	777	27	732
French	2	14	3	21
Cutch	1	118
Total	108	3,354	59	1,353	54	1,428	37	1,900	18	941	120	3,438	361	9,475	261	8,496	1	314

SHIPPING,
YEARS 1924-25 TO 1928-29.

14.
Foreign Ports and Ports in British India, at the Port of Aden in each official year from 1924-25 to 1928-29.
TERED.

										British India.															
Turkey in Asia (Bussarah).		Perim Island.		Persia.		Returned from Sea.		Total Foreign Countries.		Bombay.		Other Ports.		Malabar Coast.		Total British India.		Ports in the Gulf of Cutch.		Grand Total.		Years and Nationality.			
No.	Tons.	No.	Tons.	No.	Tons.	No.	Tons.	No.	Tons.	No.	Tons.	No.	Tons.	No.	Tons.	No.	Tons.	No.	Tons.	No.	Tons.				
..	..	4	90	1	234	161	4,798	161	4,798	1924-25.			
..	..	32	253	24	3,547	897	27,539	897	27,509	British Indian.			
..	Arab.		
..	Turkish.		
..	..	3	34	109	2,443	109	2,443	Persian.		
..	Italian.		
..	French.		
..	Cutch.		
..	..	39	377	25	3,781	1,167	34,780	1,167	34,780	Total.		
..	..	10	236	1	99	2	194	4	677	140	6,085	1925-26.		
..	..	25	229	2	351	764	British Indian.		
..	Arab.		
..	Turkish.		
..	..	1	7	122	3,278	Persian.		
..	..	1	3	1	3	Italian.		
..	2	236	2	French.	
..	236	Cutch.	
..	..	37	475	1	99	2	194	4	677	4	587	1,029	34,617	Total.
..	..	4	84	109	4,393	109	4,393	1926-27.		
..	..	26	317	22	3,377	683	21,561	4	948	4	948	687	22,509	British Indian.		
..	Arab.	
..	Turkish.	
..	Persian.	
..	80	2,339	80	2,339	Italian.		
..	..	1	7	3	19	3	19	French.		
..	4	474	4	474	Cutch.
..	..	31	408	22	3,377	875	28,312	4	948	4	948	4	474	..	883	29,734	Total.		
..	..	1	27	1	98	81	3,864	1	179	82	4,043	1927-28.
..	..	34	358	27	3,942	832	29,802	832	29,802	British Indian.		
..	Arab.	
..	Turkish.	
..	Persian.	
..	..	2	29	109	2,991	109	2,991	Italian.		
..	..	2	14	10	65	10	65	French.		
..	1	15	1	15	15	Cutch.	
..	..	39	428	28	4,040	1,033	36,737	1	179	1,034	36,916	Total.
..	..	26	195	22	3,572	1928-29.	
..	British Indian.	
..	Arab.	
..	Turkish.	
..	Persian.	
..	Italian.	
..	..	4	49	155	4,036	French.		
..	5	35	35	Cutch.	
..
..	1	50	2	168	Total.
..	..	30	244	22	3,572	1	50	1,072	34,565	

SHIPPING.

YEARS 1924-25 TO 1928-29.

Number and Tonnage of Country Crafts Distinguishing the Nationality that Entered and Cleared from and to CLEAR

No.

Years and Nationality.	Foreign.																			
	Abyssinia Massowah.		Africa Danakil Ports.		Zaila.		Berbera.		Bulhar.		Somali Coast Ports.		Zanzibar and Adjacent Ports.		Arabian Ports under the Turkish Govern- ment in the Red Sea.		Inde- pendent Ports in the Gulf of Aden.		Ports in the Terri- tories of the Imam of Muscat.	
	No.	Tons.	No.	Tons.	No.	Tons.	No.	Tons.	No.	Tons.	No.	Tons.	No.	Tons.	No.	Tons.	No.	Tons.	No.	Tons.
1924-25.																				
British Indian	9	272	3	96	15	362	28	793	13	364	22	825	6	166	59	1,541
Arab	121	4,117	17	252	26	686	18	943	4	92	20	799	14	1,580	405	9,294	210	8,028	28	1,214
Turkish
Persian
Italian	8	145	6	115	68	1,668	1	56	18	286
French
Cutch
Total	130	4,389	28	493	41	1,048	52	1,851	17	456	110	3,292	14	1,580	412	9,516	287	9,855	28	1,214
1925-26.																				
British Indian	18	1,106	3	88	13	363	13	410	13	431	11	413	1	139	10	308	48	1,877
Arab	84	2,567	22	358	19	604	7	479	8	237	12	304	12	1,730	342	8,613	209	7,606	13	1,390
Turkish
Persian
Italian	1	73	5	85	12	316	63	1,664	8	186	20	603
French
Cutch
Total	103	3,746	30	531	32	967	32	1,205	21	668	86	2,381	13	1,869	360	9,107	277	9,886	13	1,390
1926-27.																				
British Indian	19	1,134	2	64	4	109	14	458	8	348	4	188	9	361	41	1,425
Arab	101	2,974	8	196	25	690	8	751	2	41	20	1,036	1	183	234	5,888	241	9,858	9	834
Turkish
Persian
Italian	2	50	6	198	1	20	8	154	35	907	5	176	34	1,032
French	1	7
Cutch	1	170
Total	122	4,158	17	465	30	809	30	1,363	10	389	59	2,131	2	353	248	6,425	316	12,315	9	834
1927-28.																				
British Indian	21	1,374	1	32	2	37	4	180	7	309	1	32	9	411	33	1,182
Arab	110	4,032	23	570	38	923	21	2,410	7	199	32	958	6	884	310	7,968	244	10,557	8	423
Turkish
Persian
Italian	3	127	16	304	1	20	6	179	48	1,190	8	373	21	743
French	1	6	2	13
Cutch	1	15
Total	134	5,533	41	912	41	980	31	2,769	14	508	81	2,180	6	884	327	12,510	301	12,510	8	423
1928-29.																				
British Indian	5	316	10	247	6	241	12	746	10	466	12	457	19	572
Arab	92	2,780	40	965	53	1,530	16	1,211	9	236	44	1,943	6	758	301	7,047	198	9,451	5	444
Turkish
Persian
Italian	12	239	18	274	6	120	3	60	1	20	71	1,779	17	680	22	705
French	3	21
Cutch	1	118
Total	109	3,335	58	1,239	69	1,897	25	1,512	22	1,002	125	4,188	7	876	330	8,184	242	10,749	5	444

SHIPPING.

YEAR 1924-25 TO 1928-29.

14—contd.

Foreign Ports and Ports in British India, at the port of Aden in each official year from 1924-25 to 1928-29—contd.
ED.

										British India.												
Turkey in Asia (Busarah).		Perim Island.		Persia.		Returned from Sea.		Total Foreign Countries.		Bombay.		Other Ports.		Malabar Coast.		Total British India.		Ports in the Gulf Cutch.		Grand Total.		Years and Nationality.
No.	Tons.	No.	Tons.	No.	Tons.	No.	Tons.	No.	Tons.	No.	Tons.	No.	Tons.	No.	Tons.	No.	Tons.	No.	Tons.	No.	Tons.	
..	..	6	159	161	4,578	1	234	1	234	162	4,812	1924-25.
..	..	48	281	3	614	914	27,900	1	210	1	210	915	28,110	British Indian.
..	Arab.
..	..	1	20	103	2,290	103	2,290	Turkish.
..	Persian.
..	Italian.
..	French.
..	Cutch.
..	..	55	460	3	614	1,178	34,768	1	234	1	210	2	444	1,180	35,212	Total.
..	..	20	528	3	285	153	5,748	1925-26.
..	..	26	233	6	1,267	780	25,388	British Indian.
..	Arab.
..	..	3	61	112	2,988	Turkish.
..	Persian.
..	Italian.
..	French.
..	Cutch.
..	..	49	822	6	1,267	3	285	1,025	24,124	Total.
..	..	8	176	109	4,263	2	158	2	158	1	156	112	4,577	1926-27.
..	..	48	677	1	235	698	23,353	1	215	1	215	699	23,568	British Indian.
..	Arab.
..	Turkish.
..	Persian.
..	91	2,537	91	2,537	Italian.
..	..	1	6	2	13	2	13	French.
..	1	170	1	118	1	118	2	289	4	577	Cutch.
..	..	57	859	1	235	901	30,336	4	491	4	491	3	445	908	31,272	Total.
..	..	1	27	2	353	81	3,937	2	149	83	4,086	1927-28.
..	..	38	487	1	137	838	29,548	838	29,548	British Indian.
..	Arab.
..	Turkish.
..	Persian.
..	..	7	147	110	3,083	110	3,083	Italian.
..	..	8	52	11	71	11	71	French.
..	1	15	1	15	2	30	Cutch.
..	..	54	713	1	137	2	353	1,041	36,654	3	164	1,044	36,818	Total.
..	1	174	75	3,216	1928-29.
..	..	53	557	817	26,922	British Indian.
..	Arab.
..	Turkish.
..	Persian.
..	..	5	66	150	3,943	Italian.
..	..	2	14	5	35	French.
..	1	50	2	168	Cutch.
..	..	60	637	2	324	1,049	34,287	Total.

No. 15.

IMPORT TRANSHIPMENT CARGO

1928-1929.

Names of articles.	United Kingdom.	Fuime.	France.	Austria.	Italy.	Germany.	Europe.		Anglo Egyptian Sudan.	Mascowah.
							Other Countries.	Egypt.		
	Packages.	Packages.	Packages.	Packages.	Packages.	Packages.	Packages.	Packages.	Packages.	Packages.
Apparel and Haberdashery ..	81 13	1 1	..	14	1
Arms and Ammunition ..	42 47	10	..
Art, works of
Books and printed matter ..	32 18	3	1 1
Bristles, Brushes, &c.
Building materials ..	83 200	550
Cabinetware and Furniture ..	88 13
Candles, excluding Wax ..	2 1	480
Canes and Rattans	10
Caoutchouc and manufactures	266 88	4
Carriage and Carts ..	19 4	3	1	3
Chemical products ..	435 41	40 40	3	4
Chinese and Japanese Wares
Clocks and Watches
Coal and patent Fuel
Coffee
Coir and manufactures
Corals real
Cordage and Rope ..	2	9 7
Cottons and manufactures ..	2,814 901	6	570 339	35 12	18,505 384
Drugs and Medicines ..	270 54	3	11
Dying and Tanning materials ..	339
Earthenware and Porcelain ..	28 1	346 25
Feathers
Fireworks
Flax and manufactures ..	17	1
Fodder, Grass, &c.
Fruits and Vegetables ..	4 1
Total ..	4,522 1,332	609 40	1,064 361	50 13	18,865 409	11	10 4	1 6

Assab.	British Somali-land.	Zanzibar.	Arabian Gulf Ports.	British East Africa (Kenya Colony.)	Djibouti and Obook.	Italian East Africa.	Somali Mujjertain Ports.
Packages.	Packages.	Packages.	Packages.	Packages.	Packages.	Packages.	Packages.
..	23 8
..
..
..
..
..	6
..	2
..
..
..	19
..	2 4
..	80
..
..
..	268	41,754 9,096
..
..
..
..	21 41
..	201 76	2
..	15
..	2
..
..
..
..
..
..
..	201 76	308 41	41,886 9,108

Belgium.	Hongkong.	Australia.	Ceylon.	Perim.	Java.	Jaddah.	Hodeidah.
Packages.	Packages.	Packages.	Packages.	Packages.	Packages.	Packages.	Packages.
..	1
13
..
..	2
..
..	1
..
..
..
..
611	525
40
..
..
..
..	15,467
..	100
..
..
..	25
..	1	6	25
..	6
469	912
..
..
..
..	93
..
..
..
1,093	94	6	3	..	25	..	16,236
40	100

Straits Settlements.	Red Sea Ports & Islands.	United States of America.	Asia.		India.				Total.
			Mesopotamia.	Bombay.	Calcutta.	Madras.	Karachi.	Trieste.	
Packages.	Packages.	Packages.	Packages.	Packages.	Packages.	Packages.	Packages.	Packages.	Packages.
5	..	2	..	12 1	17 6	157 29
..	..	1	65 54
..
..	..	4 3	..	6 1	1	1 3	50 26
..
..	..	204	639 404
..	..	2 1	15.	1	5 5	13 1	127 20
..	482 1
6	10	26
..	..	30 11	..	1	5	325 99
..	..	68 56	2	98 64
..	155	140	..	1,287	7 1	3,283 127
..
..
..
..
..	57,489 9,196
..	3	3
..
..
..	16	13	65 7
6	..	475	..	1,104 52	.. 10	17	1	61 7	23,647 1,746
..	..	21	..	124	43 13	1	1	20	703 143
..	38 2	1,773 2
..	1 1	..	29	13	491 31
..
..	166
23	50	16
..
..
..
..	..	1	3,964 10,166	4,534 2	1,010 12	..	9,512 10,182
40	16	602 278	3,979 10,166	6,038 58	220 35	18 ..	2,328 12	122 12	99,047 22,131

916

Names of articles.	United Kingdom.	France.	Fuime.	Austria.	Italy.	Germany.	Europe.		Egypt.	Anglo Egyptian Sudan.	Massowah
							Other Countries.				
	Packages.	Packages.	Packages.	Packages.	Packages.	Packages.	Packages.	Packages.	Packages.	Packages.	Packages.
Glass and Glassware	109 150	42 6	59	373
Grains and Flour	152
Gums and Resins	201
Hardware and Cutlery	289 103	4	15	3	2
Hides and Skins, undressed
Horns
Instruments	125 15	1
Ivory
Jewellery, Plate, &c.
Jute and manufactures
Leather and manufactures	13 5
Liquors and Wines	1,398 1,745	40 40	180 105	180 15
Machinery and Millwork	2,460 183	2	13
Matches	65
Mats and Matting
Metals	3,533 3,324	50 50	2	163	25	..	1
Oils	883 83	..	4,000	1	..	350 7,290
Oil Cloth
Paints and Colours	751 143	6	21
Paper and Pasteboard	510 31	5	5
Perfumery	366 38	31 65
Pitch, Tar and Dammar	12
Provisions	873 318	11	181 10	12	26
Railway Plant and Rolling Stock
Salt	7 9
Seeds	1	1
Shells	36 1
Ships, and parts of
	11,482 6,647	115 90	4,000	412 123	495 80	467 ..	351 7,200	25 ..	240 1	

Asab.	British Somali-land.	Zanzibar	Arabian Gulf Ports.	British East (Africa Kenya Colony).	Djibouti and Obock.	Italian East Africa.	Somali Mujjertain Ports.
(Packages.	Packages.	Packages.	Packages.	Packages.	Packages.	Packages.	Packages.
..	1
..	4
..	10 6	..	7
..	1
188	2	35,922 690	110	..
..
..	1 1
..
..
..	10
..
..	4
..	50
..
..
..	1
..	14 1
..
..	1
..
..	6 1
..
..	1	26 17
..	20
..	3
..	254	..	1,441	..
..	124
..
188	12	255	36,143	1,551	..
..	41	..	7	..	720

Belgium.	Hongkong.	Anstralia.	Ceylon.	Perin.	Java.	Jeddah.	Hodeidah
Packages.	Packages.	Packages.	Packages.	Packages.	Packages.	Packages.	Packages.
11
..	..	4,134	32	907 86
..
10	1	1
..	138
..
..
..
..	648 92
..
..
..
..
..
..
..
..
..
..
3,551	11
..	27
..
51	1	19
4
..
..
..	41
..
..
..	43
..
..
3,627	..	4,134	13	32	1,824 178

Straits Settlement.	Red Sea Ports and Islands.	United States of America.	Asia.		India.				Total.
			Mesopotamia.	Bombay.	Calcutta.	Madras.	Karachi.	Trieste.	
Packages.	Packages.	Packages.	Packages.	Packages.	Packages.	Packages.	Packages.	Packages.	
50	24	..	1	1	53 17	723 174
..	15,901 6	72,727 23,396	..	38,029 2,837	..	181,956 26,324
..	3	10	7	238 6
..	..	17	..	51	10	106 79	510 202
..	..	21	36,193 878
..
1	..	2 3	..	4	1	136 19
..
..
..	28	1	523 1,392	..	12	..	1,184 1,522
..	..	1	..	1	5 6	19 11
..	257 300	2,059 2,205
..	..	3 11	..	18	1	2,546 195
..	65
7	6	4	17
40	..	3	..	85 12	2	7	7,472 3,888
..	..	2,300 11,025	53,221	315	48 10	.. 4	7,924 71,588
..
..	12	850 155
5	1	9	539 31
..	25	428 104
..	12
801	1	127	..	141 1	2	..	2	5 1	2,121 496
..
..	10 9
..	62 12	57 4	..	1,859 16
..	160 1
904	7	2,346	..	16,635	78,823	1	38,169	450	197,020
..	28	11,167	53,251	43	24,809	..	2,551	407	107,824

Names of articles.	United Kingdom.	France.	Fajme.	Austria.	Italy.	Germany.	Europe.		Anglo-Egyptian Sudan.	Massowa
							Other countries.	Egypt.		
	Packages.	Packages.	Packages.	Packages.	Packages.	Packages.	Packages.	Packages.	Packages.	Packages.
Silk and manufactures ..	1 5	2	14 7	..	88 6
Soap	816 134	3,103 181	1
Spices	2
Stationery	65 8	1	2
Sticks and Whips
Stone and Marble
Sugar and Confectionery ..	2 4	..	4,508 300	400
Tallow	28 1	8
Tea	38 8	169
Telegraph materials
Toys	226 77
Umbrellas	1
Wax	1
Wood	10 21	..	2,338
Wool and manufactures ..	26 1	13	1
Articles by Post
All other articles	236 11	75	1 1	4
Gold Bullion
.. Coins
Silver Bullion
.. Coins
	1,449 270	3,197 181	4,508 2,638	17 7	.. 1	259 7	400	4 ..
Total	17,453 8,299	3,921 311	8,508 2,638	1,493 481	545 94	19,591 416	762 7,200	35 4	245 7

NOTE.—Roman figures denote Transhipment Cargo landed and shipped from Private Wharves.
 Italicised figures denote Transhipment of Cargo in the Stream.

Assab.	British Somali-land, &c.	Zanzibar	Arabian Gulf Ports.	British East Africa. Kenya Colony.	D'jibouti and Obock.	Italian East Africa.	Somali Mujjertain Ports.
Packages.	Packages.	Packages.	Packages.	Packages.	Packages.	Packages.	Packages.
..	90
..	1
..	..	265 48	8
..	1
..
..
..	300	800	..
..	11
..
..
..
..	2,729 95
..
..
..
..	30 11
..
..
..
..
..	3
..	3 1	265 48	2,869 406	800	..
.. 188	15 42	265 48	208 76	563 41	80,898 10,234	2,351	..

Belgium.	Hongkong.	Australia.	Ceylon.	Perim.	Java.	Jeddah.	Hodeida.
Packages.	Packages.	Packages.	Packages.	Packages.	Packages.	Packages.	Packages.
..
..
..	8 32	1
..
..
..	1
..	14,412
..
..	1,014 62	..	6,394 1,108
..
..
..
..
..
..
..
..	..	1	80 16
..
..
..
..	16	..
..
..	..	1	1,014 62	..	20,806 1,108	8 48	81 17
4,720 40	94	4,141	1,030 62	..	20,931 1,108	40 48	18,841 296

Straits Settlements.	Red Sea Ports & Islands.	United States of America.	Asia.		India.				Total
			Mesopotamia.	Bombay.	Calcutta.	Madras.	Karachi.	Trieste.	
Packages.	Packages.	Packages.	Packages.	Packages.	Packages.	Packages.	Packages.	Packages.	Packages.
..	11	5	211
..	..	1	..	13	6	24
..	20	3,953
8	219	5	7	324
..	53	514
..	..	2	..	13	13	..	1	151	135
..	8	246
..	9
..	8
..
2	792	3,770	871	25,557
..	151	50	806
..	42
..	1
..	364	2,112	10,091
..	1,972	3,140
..
..	228
..	..	1	1	78
..	3	3
..	1	1
..	2,730
..	96
..	6	1	17
..	..	1	2,360
..	40
..	1
..
..
10	124	1	..	148	8	8	728
..	..	1	..	26	66
..
..
..
..
..	52	55
..	16
20	124	1	..	1,577	2,134	..	3,776	1,108	44,421
..	..	6	..	79	1,973	..	151	63	7,056
964	147	2,949	3,979	24,250	75,677	19	44,273	1,680	340,488
..	28	11,451	63,417	180	26,817	..	3,014	482	137,011

No. 16.

EXPORT TRANSHIPMENT CARGO

1928-29.

Names of articles,	United Kingdom.	France.	Austria.	Mesopotamia.	Italy.	Germany.	EUROPE.		Egypt.	Italian East Africa.
							Other Countries.			
	Packages.	Packages.	Packages.	Packages.	Packages.	Packages.	Packages.	Packages.	Packages.	Packages.
Apparels and Haberdashery	1	1
Arms and Ammunition	13
Art, works of
Books and printed matter
Bristles, Brushes, etc.
Building materials	500
Cabinetware and Furniture	9
Candles, excluding Wax
Canes and Rattans
Caoutchouc and manufactures	28
Carriages and Carts
Chemical products	272
Chinese and Japanese Wares
Clocks and Watches
Coal and patent Fuel
Coffee ..	5,422 250	3,506 300	1,394	..	597	1,781 25	3,912	4,656	..	96
Coir and manufactures
Corals real
Cordage and Rope	8	25	9
Cottons and manufactures	25	1,080 7
Drugs and Medicines	6	33 1
Dying and Tanning materials ..	5	30	..	20	50	150	..	6 2
Earthenware and Porcelain	2	50
Feathers
Fireworks
Flax and manufactures
Fodder, Grass, etc.
Fruits and Vegetables	3,164 10,166	..	95 14
Total ..	5,427 250	3,542 301	1,394	28	650	1,781 25	3,937	7,979 10,166	..	2,183 24

Trieste.	Anglo Egyptian Sudan.	Masso- wah.	British Somali- land.	Zanzibar.	Arabian Gulf Ports.	SOUTH EAST AFRICA.			D'jibouti.	Obbia.	Tripoli.
						Kenya Colony.	A. T. Le- vant & Black sea.	Tanga- nyika Terri- tory.			
Packages.	Packages.	Packages.	Packages.	Packages.	Packages.	Packages.	Packages.	Packages.	Packages.	Packages.	Packages.
..	4	3	45 16	..	23 4	12	..	2	53 8
..	1	1	22 42
..
..	..	9 1	9 1	29 24
..
..	..	106	11 400	..	6	16 4
..	15	4	13 7	2	2	1	30 13
..	455	25
..
..	10 3	193 26
..	..	3 3	12 4	3	1	22 29	..	2	44 26
..	4	60	96 68	698 19
..
..
..
401	201	1,385 260	1,253 21	50	162	..	2
..	3
..
..	2	7	..	13 7
..	5,294 60	49	32 44	30	103 3	1,318	..	388 10	13,206 1,625
..	1	1	33 8	..	1	2	254 46
..	..	35	19	1	310	..	8	..	26
..	..	12	12 1	48 4
..
..
..	4	13
..
..	300	..	5,851	1	101 2	..	26
401	5,820 60	2,168 264	6,172 596	490	1,408 28	1,405 29	479	392 12	14,808 1,806	..	26

Names of articles.	United Kingdom.	France.	Austria.	Mesopotamia.	Italy.	Germany.	EUROPE.		Italian East Africa.
							Other Countries.	Egypt.	
	Packages.	Packages.	Packages.	Packages.	Packages.	Packages.	Packages.	Packages.	Packages.
Glass and Glassware	53
Grains and Flour	16,050 1,531
Gums and Resins	17
Hardware and Cutlery	103
Hides and Skins, undressed ..	18,600 182	4,105 288	6,364 50	4,688 116	682	..	134
Horns
Instruments ..	1	4
Ivory
Jewellery, Plate, etc.
Jute and manufactures	30	2	343	3
Leather and manufactures
Liquors and Wines	2 20
Machinery and Millwork ..	1	34 1
Matches
Mats and Matting	3
Metals ..	6	128 2
Oils	608 1,814
Oil Cloth
Paints and Colours ..	12
Paper and Pasteboard	34
Perfumery ..	3	1	53 4
Pitch, Tar and Dammer	12
Provisions	7	..	63
Railway Plant and Rolling Stock
Salt
Seeds ..	1,400	98 11
Shells
Ships, and parts of
Total ..	20,005 200	4,106 288	30	2	6,364 50	4,688 116	689	343	17,399 3,383

Trieste.	Anglo-Egyptian Sudan.	Massowah.	British Somaliland.	Zanzibar.	Arabian Gulf Ports.	EAST AFRICA.			Djibouti.	Obbia.	Tripoli.
						Kenya Colony.	A. T. Levant & Black Sea.	Tanganyika Territory.			
Packages.	Packages.	Packages.	Packages.	Packages.	Packages.	Packages.	Packages.	Packages.	Packages.	Packages.	Packages.
..	137	12	18 1	1	1	130 169
..	..	2,354	53,895 13,335	277	25,516 8,945	3,943 768	..	1,900 50	21,308 1,275	450	..
..
..	3	2	137 93	24	5	4	6 180 92
352	..	29	16 225
..
..	1	3 3	57 7	60 9
..
..	2	166	..	480 1,176	3	27 25	164 145
..	8	..	1	10 11
..	1	688 151	387 209	928 1,825
..	..	3	19 15	2,396 179
..	25
..	..	6	1
..	4	325	167 1,464	..	26 4	3	6,273 2,362
..	1	2	810 5,707	500	3,880 14,900	500	2,118 31,206
..
..	..	15	35 10	..	1	708 133
..	2 11	28	35 20
..	..	21	1	346 99
..
..	101	120	149 157	10	25 6	1	865 320
..
..	3	4 9
..	..	22	1	..	307 6	8
124
..
476	273	3,600	55,400	840	29,763	4,432	3	1,927	35,549	450	..
..	..	154	21,069	166	23,860	2,444	..	75	38,085

Straits Settlements.	Hodaida.	Jidda.	Red Sea Ports.	ASIA.		INDIA.					Turkey in Europe.	TOTAL.
				Other Countries.	Bombay.	Calcutta.	Madras.	Karachi.	Other Ports.			
Packages.	Packages.	Packages.	Packages.	Packages.	Packages.	Packages.	Packages.	Packages.	Packages.	Packages.	Packages.	Packages.
..	90 4	280	723 174
..	4,498 100	1,970 320	1,31,956 26,324
..	221	238 6
..	35 10	14 7	3	510 202
..	..	2	40	184	..	36,193 378
..
..	..	7	135 19
..
..
..	127 10	1,184 1,522
..	19 11
..	55	2,059 2,205
..	..	44	49	2,546 156
..	..	40	65
..	..	7	17
..	130 50	389	27	7,472 3,838
..	5 3,000	..	11,300	..	1	7,924 71,588
..
..	67	5	19	850 155
..	440	539 31
..	2 1	1	428 104
..	12
..	113 11	667 2	2,121 496
..
..	3	10 9
..	18	5	1,859 16
..	36 1	160 1
..
..	5,575 3,185	3,431 329	11,300	..	336 4	22	40	184	..	1,97,020 1,07,824

Names of articles.	United Kingdom.	France.	Austria.	Mesopotamia.	Italy.	Germany.	EUROPE.	Egypt.	Italian East Africa.
							Other Countries.		
	Packages.	Packages.	Packages.	Packages.	Packages.	Packages.	Packages.	Packages.	Packages.
Silk and manufactures
Soap	304 1
Spices	249 48	63 3
Stationery	158
Sticks and Whips	1
Stone and Marble
Sugar and Confectionery	9,113 451
Tallow
Tea	507
Telegraph materials
Toys
Umbrellas	1
Wax	601	997	40	..	18	121	295
Wood	4
Wool and manufactures
Articles by Post
All other articles	8 8	1	135	8
Gold Bullion
" Coins
Silver Bullion
" Coins
	609 8	997 ..	289 48	19 ..	121 ..	295	135 ..	10,157 456
TOTAL	26,041 458	8,465 589	1,713 .. 48	30 ..	7,033 50	6,590 141	4,946 ..	8,457 10,166	29,739 3,862

NOTE.—Roman figures denote Transshipment Cargo landed and shipped from Private Wharves.
Italic figures denote Transshipment of Cargo in the Stream.

Trieste.	Anglo-Egyptian Sudan.	Massowah.	British Somaliland.	Zanzibar.	Arabian Gulf Ports.	EAST AFRICA.			D'jibouti.	Obbia.	Tripoli.
						K nya Colony.	A. T. Levant and Black Sea.	Tanganyika Territory.			
Packages.	Packages.	Packages.	Packages.	Packages.	Packages.	Packages.	Packages.	Packages.	Packages.	Packages.	Packages.
..	27	2	34 3	..	5 2	31 18
..	..	1,538	101 55	13	1	135 37
..	30	3	..	16	2 50	1	55 2
..	17 2	12	59 7
..	7
..	1
..	..	402	4,460 3	..	675	1,500	7,257 51	100	..
..	..	3	11 1	28
..	6,351 1,100	320 80	307 223	102 49	25 89	768 86	974 49
..
..	1	1	210 77	1	15 1
..	2 1
169	1
..	2 20	9 2,340
..	..	1	1 1	1	23
..
3	3	13	8 11	..	34 10	8	258 21
..
..
..
..	3	52
172 ..	6,412 1,100	2,283 80	5,110 392	132 49	748 150	2,324 89	5 2	8,905 2,528	100
1,049 ..	12,505 1,150	8,051 438	66,772 22,056	1,462 216	31,919 24,038	8,161 2,562	482 ..	2,324 89	59,262 42,419	550 ..	26 ..

Straits Settle- ments.	Hodaida.	Jidda	Red Sea Ports.	ASIA.		INDIA.					Turkey in Europe.	TOTAL.
				Other Countries.		Bombay.	Calcutta.	Madras.	Karachi.	Other Ports.		
Packages.	Packages.	Packages.	Packages.	Packages.		Packages.	Packages.	Packages.	Packages.	Packages.	Packages.	Packages.
..	2	32		78	211
..	1,230	631		1	24
..	56	175	3,953
..	67	20		8	324
..	1	1		32	514
..	135
..	246
..	9
..	8
..
..	2,050	1
..	300	25,557
..	805
..	42
..	1	736	1
..	..	1,464	10,091
..	3,140
..
..	228
..	78
..	3
..	1
..	2,730
..	95
..	2	17
..	..	14	2,360
..	40
..	1
..
150	16	1		37	728
..		16	66
..
..
..
..
..		16	55
..	16
150	3,369	1,435		123	44,421
..	356	1,639		66	7,056
250	12,036	7,462		961	22	40	449	3,40,498
..	3,663	2,076	11,300	..		31	1,37,911

ACCOUNTS OF THE TRADE

OF THE

FRENCH POSSESSIONS IN INDIA

IN THE

Year ending 31st March 1929, and the four preceding years.

ABSTRACT TABLES
FRENCH POSSESSIONS

Note.—These tables have been compiled from statistics furnished by the Government of the French Possessions in India

No. 1

VALUE of the SEA-BORNE FOREIGN and COASTING TRADE, in each Official Year from 1924-25 to 1928-29

		1924-25	1925-26	1926-27	1927-28	1928-29
FOREIGN TRADE.						
IMPORTS	MERCHANDISE	₹ 56,91,877	₹ 48,40,774	₹ 60,84,500	₹ 57,05,336	₹ 51,84,002
	TREASURE	3,12,110	11,569	1,02,500	70,000	54,000
	TOTAL	60,03,987	48,52,378	61,87,000	57,75,336	51,88,002
EXPORTS	MERCHANDISE	2,57,56,726	2,05,08,808	2,26,87,155	2,64,07,457	2,65,79,673
	TREASURE	..	28,700	..	10,000	..
	TOTAL	2,57,56,726	2,05,37,008	2,26,87,155	2,64,17,457	2,65,79,673
TOTAL IMPORTS AND EXPORTS		3,17,60,713	2,53,89,381	2,88,74,164	3,21,92,793	3,17,67,675
COASTING TRADE						
IMPORTS	MERCHANDISE	21,61,873	21,83,153	16,41,455	30,97,245	27,71,507
	TREASURE	19,80,000	15,90,000	9,43,500	5,05,000	..
	TOTAL	41,41,873	37,73,153	25,85,055	36,02,245	27,71,507
EXPORTS	MERCHANDISE	7,31,504	5,97,400	7,21,916	2,18,333	4,41,453
	TREASURE	..	21,000	2,66,000	3,00,000	..
	TOTAL	7,31,504	6,18,400	9,87,916	5,18,333	4,41,453
TOTAL IMPORTS AND EXPORTS		48,73,377	43,91,553	35,72,971	41,20,578	32,12,960
TOTAL FOREIGN AND COASTING TRADE		3,66,34,090	2,97,80,934	3,24,57,085	3,63,13,371	3,49,80,635

No. 2

VALUE of the TOTAL IMPORTS and EXPORTS at each PORT, in each Official Year from 1924-25 to 1928-29

		1924-25	1925-26	1926-27	1927-28	1928-29
INDIGENOUS—						
Imports	Foreign countries	9,79,997	6,99,799	6,18,187	7,34,773	6,92,318
	Coast ports	19,04,504	19,34,912	12,80,760	22,62,171	20,39,222
Exports	Foreign countries	2,54,44,413	2,01,56,350	2,28,54,743	2,53,13,132	2,62,88,032
	Coast ports	33,615	2,12,685	47,636	1,27,215	1,85,331
TOTAL		2,83,62,529	2,30,00,745	2,45,01,326	2,80,37,291	2,93,76,953
ARABIAN—						
Imports	Foreign countries	47,11,860	41,43,976	51,74,666	49,70,563	43,25,684
	Coast ports	1,63,315	1,70,584	3,47,645	7,12,668	6,11,466
Exports	Foreign countries	3,12,313	3,51,958	3,32,412	5,94,325	2,91,591
	Coast ports	6,68,144	3,40,230	6,17,476	45,803	12,23,113
TOTAL		58,55,652	50,06,748	64,72,199	63,23,414	54,51,859
AFRICA—						
Imports	Foreign countries
	Coast ports	5,733	5,357	13,050	3,671	1,900
Exports	Foreign countries
	Coast ports	3,835	3,194	9,270	5,993	2,012
TOTAL		9,668	8,551	22,320	9,664	3,912
INDIA—						
Imports	Foreign countries	91,656
	Coast ports	88,271	22,300	..	1,18,740	1,19,019
Exports	Foreign countries
	Coast ports	25,660	36,291	50,534	39,257	70,992
TOTAL		1,14,131	58,591	1,42,190	1,57,997	1,90,011

ABSTRACT TABLES
FRENCH POSSESSIONS

(932)

No. 3

VALUE of the IMPORTS by SEA of MERCHANDISE from each FOREIGN COUNTRY and from INDIAN PORTS, in each Official Year from 1924-25 to 1928-29

COUNTRIES	1924-25			1925-26			1926-27			1927-28			1928-29		
	Merchandise	Treasure	TOTAL	Merchandise	Treasure	TOTAL	Merchandise	Treasure	TOTAL	Merchandise	Treasure	TOTAL	Merchandise	Treasure	TOTAL
	R	R	R	R	R	R	R	R	R	R	R	R	R	R	R
EUROPE—															
United Kingdom	3,600	..	3,600	4,340	..	4,340
France	1,47,548	2,52,110	3,99,658	2,23,667	11,509	2,35,266	2,26,421	1,02,500	3,28,921	48,495	37,500	2,85,985	2,48,644	..	2,48,644
ASIA—															
Straits Settlements	22,62,615	..	22,62,615	23,34,174	..	23,34,174	25,27,308	..	25,27,308	24,93,064	32,500	25,64,664	22,59,628	54,000	23,13,628
OTHER COUNTRIES	32,78,119	60,000	33,38,119	22,78,593	..	22,78,593	33,30,780	..	33,30,780	29,62,887	..	29,62,887	25,95,732	..	25,95,732
TOTAL FOREIGN COUNTRIES	66,91,877	3,12,110	60,03,987	43,40,774	11,509	43,52,283	60,84,509	1,02,500	61,87,009	67,05,836	70,000	67,75,836	51,94,002	54,000	52,48,002
BRITISH INDIAN PORTS	21,11,875	18,50,000	40,01,875	19,03,766	15,90,000	35,83,766	14,63,322	9,48,500	24,16,822	26,82,043	5,05,000	31,87,043	26,05,544	..	26,05,544
FRENCH INDIAN PORTS	50,058	..	50,058	1,34,387	..	1,34,387	1,73,133	..	1,73,133	4,15,202	..	4,15,202	1,65,968	..	1,65,968
TOTAL INDIAN PORTS	21,61,933	18,50,000	41,41,933	21,38,153	15,90,000	37,28,153	16,41,455	9,48,500	25,89,955	30,97,245	5,05,000	36,92,245	27,71,507	..	27,71,507
GRAND TOTAL	73,53,750	22,92,110	1,01,45,860	69,73,927	16,01,509	85,75,436	77,25,964	10,51,000	87,76,964	88,02,581	5,75,000	93,77,581	79,05,509	54,000	79,59,509

No. 4

VALUE of the EXPORTS by SEA of MERCHANDISE to each FOREIGN COUNTRY and to INDIAN PORTS, in each Official Year from 1924-25 to 1928-29

COUNTRIES	1924-25			1925-26			1926-27			1927-28			1928-29		
	Merchandise	Treasure	TOTAL	Merchandise	Treasure	TOTAL	Merchandise	Treasure	TOTAL	Merchandise	Treasure	TOTAL	Merchandise	Treasure	TOTAL
	R	R	R	R	R	R	R	R	R	R	R	R	R	R	R
EUROPE—															
United Kingdom	60,600	..	60,600	77,332	..	77,332
France	1,28,03,010	..	1,28,03,010	1,02,43,727	..	1,02,43,727	90,35,334	..	90,35,334	1,19,35,424	..	1,19,35,424	1,01,83,133	..	1,01,83,133
ASIA—															
Straits Settlements	7,48,623	..	7,48,623	26,93,174	28,700	27,21,854	19,84,139	..	19,84,139	10,04,599	10,000	10,14,599	1,33,274	..	21,33,274
OTHER COUNTRIES	1,21,44,433	..	1,21,44,433	75,66,427	..	75,66,427	1,15,89,800	..	1,15,89,800	1,25,67,434	..	1,25,67,434	1,42,53,261	..	1,42,53,261
TOTAL FOREIGN COUNTRIES	2,57,56,726	..	2,57,56,726	2,05,03,308	28,700	2,05,32,008	2,26,87,155	..	2,26,87,155	2,64,07,457	10,000	2,64,17,457	2,65,79,673	..	2,65,79,673
BRITISH INDIAN PORTS	6,57,108	..	6,57,108	5,87,685	..	5,87,685	6,81,695	..	6,81,695	1,89,348	..	1,89,348	3,82,317	..	3,82,317
FRENCH INDIAN PORTS	74,306	..	74,306	9,715	21,000	30,715	43,221	2,66,000	3,09,221	23,985	3,00,000	3,23,985	59,136	..	59,136
TOTAL INDIAN PORTS	7,31,504	..	7,31,504	5,97,400	21,000	6,18,400	7,24,916	2,66,000	9,90,916	2,13,333	3,00,000	5,13,333	4,41,453	..	4,41,453
GRAND TOTAL	2,64,88,230	..	2,64,88,230	2,11,05,708	49,700	2,11,55,408	2,34,12,071	2,66,000	2,36,78,071	2,86,25,790	3,10,000	2,89,35,790	2,70,21,126	..	2,70,21,126

QUANTITY and VALUE of PRINCIPAL and other ARTICLES of MERCHANDISE IMPORTED by SEA
from FOREIGN COUNTRIES, in each Official Year from 1924-25 to 1928-29

ARTICLES	QUANTITY					VALUE				
	1924-25	1925-26	1926-27	1927-28	1928-29	1924-25	1925-26	1926-27	1927-28	1928-29
Animals, living number	1	2	3,361	3	4	R 750	R 450	R 10,100	R 90	R 690
Apparel value	—	—	—	—	—	3,225	6,135	5,820	2,895	..
Arms, Ammunition and Military Stores—										
Gunpowder 100 kilogs	2	434
Building and Engineering materials—										
Bricks and tiles 100 kilogs	2	..	1,733	1,382	480
. number	843	200	2,200					
Candles 100 kilogs	..	4	1	7	30	33	652	80	450	2,046
Canes and Battans 100 kilogs	37	68	23	49	31	3,525	7,400	3,338	5,880	3,750
Chemicals—										
Soda 100 kilogs	107	8	4,050	506
Other sorts 100 kilogs	41,973	6,361	3,223	4,789	5,059	4,01,030	4,61,246	3,77,423	4,02,236	3,99,268
Coal and Coke 100 kilogs	97	4	7	7	3	78	48	161	119	36
Coffee 100 kilogs	2,334	92	401	210	100	13,150	9,325	35,100	23,977	11,950
Dyeing and Tanning substances—										
Indigo 100 kilogs	4	..	24	..	64	2,000	..	9,600	..	11,565
Turmeric 100 kilogs	..	1	5	7	7	..	27	200	300	216
Earthenware and Porcelain—										
Earthenware number	..	4,950	2,935	3,343	64	115	1,590	1,927	2,491	180
Porcelain 100 kilogs	..	283	390	152	90	12,814	10,146	19,999	3,563	4,327
Fruits and Vegetables—										
Onions 100 kilogs	50	1,000
Tamarind 100 kilogs	89	140	147	6,666	1,560	1,340
Furniture and Cabinetware value	—	—	—	—	—	11,780	6,312	14,410	12,094	14,992
Glass and Glassware 100 kilogs	..	140	225	127	67	16,887	11,232	13,505	10,045	3,414
Grain, Pulse, and Flour—										
Rice in the husk 100 kilogs	..	12	3,350	9,030	240	30,200
Rice not in the husk 100 kilogs	..	54	236	3,923	9,763					
Flour 100 kilogs	3,629	450	190	323	363	16,147	8,311	18,554	29,327	..
Other sorts 100 kilogs	..	34	1,000	631	611	540	13,600	22,232	12,792	..
Gums and Resins 100 kilogs	2,901	441	477	721	840	19,910	20,142	38,200	39,319	39,653
Hides and Skins* 100 kilogs	41	60	591	211	..	3,390	9,050	41,440	51,167	..
Liquors—										
Spirit (arrack) Gals.	1,998	2,158
Wines and Liqueurs litres	32,564	102,215	96,136	118,604	114,291	1,61,533	1,71,304	1,40,998	1,95,799	1,61,457
Metals and Ores 100 kilogs	11,453	63	58	27	66	18,829	5,500	3,780	1,933	12,144
Oil 100 kilogs	153,922	109	336	41	30	30,32,328	22,85,701	30,45,772	29,06,459	23,74,679
. litres	14,924,975	3,519,411	14,340,043					
Paper and Pasteboard 100 kilogs	376	452	356	167	147	24,750	35,593	23,040	20,440	7,600
Perfumery number	273	20	6,891	..	1,380
. 100 kilogs	30
Pitch and Tar 100 kilogs	25	625
Plants, living value	—	—	—	—	—	13,300
Provisions and Oilman's stores—										
Ghee 100 kilogs	58	7,503
Vinegar litres	3,036	3,300	4,705	1,904	2,375	1,855
Other sorts 100 kilogs	226	62	179	93	166	7,960	3,063	26,820	10,260	19,012
. litres	1,905	1,397					
Seeds—										
Copra 100 kilogs	1	24
Spices—										
Betelnuts 100 kilogs	33,357	29,115	34,331	30,940	29,214	12,40,358	13,91,958	16,04,020	15,46,545	14,01,356
Pepper 100 kilogs	677	215	132	142	116	41,437	3,596	3,623	11,400	15,500
Other sorts 100 kilogs	1,204	17	20	1	3	3,962	1,016	1,069	18	200
Sugar—										
Refined Sugar 100 kilogs	14,247	1,930	1,240	364	732	1,07,444	63,670	43,220	10,100	21,737
Molasses 100 kilogs	..	8,800	6,920	..	5,070	..	33,064	57,605	..	42,750
Textiles—										
Cotton—										
Raw 100 kilogs	6,921	382	143	310	224	96,519	5,354	7,313	36,450	30,265
Manufactures 100 kilogs	11,735	204	963	391	409	2,34,384	91,750	2,73,030	1,42,975	1,20,540
Jute—										
Manufactures—										
Gunny bags 100 kilogs	123	64	79	153	153	9,714	4,496	7,450	13,045	15,246
Tobacco 100 kilogs	23	14	153	24	98	1,227	2,300	11,660	3,720	15,060
Wood and timber value	—	—	—	—	—	60,252	62,114	73,517	12,394	40,061
All other articles value	—	—	—	—	—	51,352	53,841	79,719	56,503	90,676
TOTAL MERCHANDISE	—	—	—	—	—	56,91,377	48,40,774	60,34,509	57,05,336	51,34,002
TREASURE	—	—	—	—	—	3,12,110	11,599	1,02,500	70,000	54,000
TOTAL MERCHANDISE AND TREASURE	—	—	—	—	—	60,03,487	48,52,373	61,37,009	57,75,336	51,88,002

* The figures shown against this head are provisional and subject to corrections.

GENERAL EXPORTS
FRENCH POSSESSIONS

(934)

No. 6

QUANTITY and VALUE of PRINCIPAL and other ARTICLES of MERCHANDISE (FOREIGN and INDIAN)
EXPORTED by SEA to FOREIGN COUNTRIES, in each Official Year from 1924-25 to 1928-29

ARTICLES	QUANTITY					VALUE				
	1924-25	1925-26	1926-27	1927-28	1928-29	1924-25	1925-26	1926-27	1927-28	1928-29
Animals, living number	1,334	482	98,645	8
Chemicals 100 kilogs	1	80
Coffee 100 kilogs	24	16	15	16	3	2,880	1,979	1,800	2,100	580
Dyeing and Tanning substances—										
Indigo 100 kilogs	7	23	6	..	9	1,375	8,279	1,560	..	2,000
Turmeric 100 kilogs	19	3	6	376	75	180
Earthenware and Porcelain value	—	—	—	—	—	10,605	616	17,807	388	601
Fruits and Vegetables—										
Fresh Fruits and Vegetables—										
Onions 100 kilogs	120,449	8,300	6,920	15,360	12,170	1,70,919	1,71,117	1,20,117	2,89,022	1,81,091
Tamarind 100 kilogs	4,311	48,900	78	455	..	6,671	584	1,281	6,210	..
Furniture and cabinetware value	—	—	—	—	—	45	..	250	..	80
Glass and Glassware "	—	—	—	—	—	170	..	45
Grain, Pulse, and Flour—										
Rice in the husk 100 kilogs	3,100	..	1,810	4,961	12	20,480
Rice not in the husk 100 kilogs	6,334	8,051	8,238	17,722	7,172	1,25,394	1,69,865	1,05,860	2,68,414	1,38,849
Wheat flour 100 kilogs	48	41	35	2,506	3,424	3,166
Other sorts 100 kilogs	29	8	7	12	10	440	181	114	230	247
Gums and Resins 100 kilogs	30	285
Hides and Skins* 100 kilogs	341,707	16,058	23,556	29,844	20,976	5,51,120	2,99,363	4,74,676	7,48,308	2,76,292
Liquors—										
Wines litres	276	..	24	184	..	96	..
Metals and Ores 100 kilogs	45,000	72,000
Oils 100 kilogs	244	1	3	..	18	21,581	1,167	713	1,463	1,230
" litres	481	304	670	144					
Paper and Pasteboard 100 kilogs	1	85
Perfumery Value	—	—	—	—	—	373	1,017	1,545	1,300	2,917
Provisions and Oilman's stores—										
Dry and salted 100 kilogs	784	5	334	388	405	5,908	72	7,420	8,065	34,664
Preserved 100 kilogs	8	19	125	621
Seeds—										
Groundnuts 100 kilogs	320,380	525,750	664,800	817,070	810,180	1,65,55,930	1,31,43,750	1,60,70,548	1,73,62,916	1,80,94,445
Spices—										
Betelnuts 100 kilogs	3	2	106	13	1	140	64	4,935	900	15
Chillies 100 kilogs	81	1	7,040	35
Other sorts 100 kilogs	2	2	4	6	..	78	100	269	352
Sugar 100 kilogs	15	2	1,085	48	20
Textiles—										
Cotton—										
Raw 100 kilogs	3	380	9	40,870
Manufactures 100 kilogs	349,520	23,810	20,814	152,410	8,467	81,88,110	66,87,643	67,69,510	75,48,000	77,45,785
Jute—										
Manufactures—										
Gunny Bags 100 kilogs	1	45
Tobacco 100 kilogs	201	123	185	23	48	7,070	9,336	16,223	4,848	6,025
All other articles value	—	—	—	—	—	23,279	12,843	11,665	10,483	9,219
TOTAL MERCHANDISE	—	—	—	—	—	2,57,56,726	2,05,03,308	2,26,87,155	2,64,07,457	2,65,79,873
TREASURE	—	—	—	—	—	..	23,700	..	10,000	..
TOTAL MERCHANDISE AND TREASURE	—	—	—	—	—	2,57,56,726	2,05,27,008	2,26,87,155	2,64,17,457	2,65,79,873

* The figures shown against this head are provisional and subject to corrections.

QUANTITY and VALUE of PRINCIPAL and other ARTICLES of MERCHANDISE, IMPORTED by SEA
from INDIAN PORTS, in each Official Year from 1924-25 to 1928-29

ARTICLES	QUANTITY					VALUE				
	1924-25	1925-26	1926-27	1927-28	1928-29	1924-25	1925-26	1926-27	1927-28	1928-29
Animals, living number	1,665	3,160	3,475	₹ 5,600	₹ ..	₹ ..	₹ 11,800	₹ 12,900
Apparel value	—	—	—	—	—	2,140	800	920	—	150
Arms, Ammunitions and Military stores—										
Guns number	6	..	7	250	..	230
Gunpowder value	—	—	—	—	—	50
Shots value	—	—	—	—	—	30	..	460
Building and Engineering materials—										
Bricks and tiles number	24,950	..	47,140	24, 115	21,400	1,580	..	2,261	2,123	1,150
Candles 100 kilogs	4	15	42	32	28	380	2,100	4,780	16,280	1,740
Canes and Battans—										
Canes and Battans 100 kilogs	10	1,010
Bamboos Value	114	..	80
Chemicals—										
Soda Compounds 100 kilogs	572	595	41	19,860	20,152	2,613
Other sorts 100 kilogs	95	30	121	245	31	3,158	8,200	29,745	41,406	2,070
Coffee 100 kilogs	15	5	3	31	119	477	540	400	4,250	12,390
Dyeing and Tanning substances 100 kilogs	29	1	..	10	10	6,074	340	..	300	300
Earthenware and Porcelain value	—	—	—	—	—	..	45	..	40	0
Fruits and Vegetables—										
Coconuts number	..	12,650	22,841	10,776	..	4,035	632	1,311	580	..
Tamarind 100 kilogs	1,293	240	..	185	190	..	3,214	..	2,340	2,975
Onions 100 kilogs	150	40	1,000	400
Other sorts value	1,458
Furniture and Cabinetware value	461	714	180	423	5,235
Glass and Glassware value	70	4,500	225	230	240
Grain, Pulse, and Flour—										
Rice in the husk 100 kilogs	38,316	723	..	3,400	3,500	40,855	15,520	..	33,450	21,404
Rice not in the husk* bags and 100 kilogs	323	670	920	..	5,144	..	12,924	16,598
Flour 100 kilogs	4,344	1,090	234	673	915	14,410	20,230	10,314	21,557	27,896
Other sorts 100 kilogs	55,273	4,779	946	1,845	2,009	83,800	66,473	13,936	27,468	23,901
Gums and Resins 100 kilogs	45	3,750
Hides and Skins (a) 100 kilogs	..	20	71	55	217	..	1,523	3,116	5,580	1,303
Liquors—										
Spirit (arrack) gallons	4,064	2,209	2,400	4,298	2,230	2,000
Wines and liqueurs litres	18,723	21,720	27,270	40,502	48,522	61,174	53,069	63,656	97,913	37,311
Metals and Ores 100 kilogs	160	3	4	3	6,413	609	75	150	145	1,260.4
Oil 100 kilogs	477	5	13	393	443	11,439	514	2,437	15,366	21,114
Litres	45	3,325	294
Paper and Pasteboard 100 kilogs	40	557	362	242	265	186	51,940	25,340	16,160	24,135
Perfumery 100 kilogs	45	32	..	584	94	472	4,720	..	21,173	20,835
Pitch and Tar 100 kilogs	20	30	30	500	750	800
Plants, living value	1,032	13,713	3,339	3,904	6,933
Provisions and Oilman's stores—										
100 kilogs	677	96	75	9,610	10,853	9,473
Litres	15	272	433	10,470	9,100
Ghi 100 kilogs	89	70
Vinegar litres	393	732	237	293
Other sorts 100 kilogs	25	136	2,005	16,637
Seeds—										
Cocoa 100 kilogs	676	4	..	1,170	80	..
Spices—										
Nuts 100 kilogs	349	2,332	131	2,352	2,300	14,003	1,00,398	4,691	1,01,703	1,18,923
Chilies 100 kilogs	60	4,500	..
Pepper 100 kilogs	23	..	2	1	3	1,360	..	105	60	500
Other sorts 100 kilogs	13	101	1	..	2	57	1,212	63	13	30
Stone and marble value
Sugar 100 kilogs	1,731	3,100	5,176	5,852	3,252	1,17,657	34,130	1,69,329	1,48,252	2,78,136
bags	6
Textiles—										
Cotton—										
Raw 100 kilogs	97,772	8,400	5,600	13,655	9,970	12,40,745	12,14,450	7,77,500	17,18,311	13,25,000
Manufactures 100 kilogs	1,591	1,091	795	839	1,004	2,43,426	3,23,270	2,32,510	2,02,690	2,34,420
Jute—										
Manufactures—										
Gunny bags 100 kilogs	3,364	751	306	357	445	1,00,390	51,300	32,460	70,545	45,405
Tobacco 100 kilogs	34	..	1	142	146	5,300	..	160	10,550	13,300
Wood and timber value	1,315	1,945	1,340	4,090	120
All other articles	77,051	75,721	1,53,294	4,57,133	2,20,312
TOTAL MERCHANDISE	21,61,573	21,33,153	16,41,455	30,97,245	27,31,507
TREASURE	19,30,030	15,90,000	9,48,500	5,05,000	..
TOTAL MERCHANDISE AND TREASURE	41,41,373	37,23,153	25,89,955	36,02,245	27,71,507

* Figures for 1926-27 denote bags.
and this head are provisional and subject to corrections.

GENERAL EXPORTS
FRENCH POSSESSIONS

(936)

No. 8

QUANTITY and VALUE of PRINCIPAL and other ARTICLES of MERCHANDISE (FOREIGN and INDIAN)
EXPORTED by SEA to INDIAN PORTS, in each Official Year from 1924-25 to 1928-29

ARTICLES	QUANTITY					VALUE				
	1924-25	1925-26	1926-27	1927-28	1928-29	1924-25	1925-26	1926-27	1927-28	1928-29
Animals, living number	468	8,232
Cases and Bataas number	590	59
Chemicals 100 kilogs	4	..	25	..	13	1,120	..	3,980	..	2,500
Coffee 100 kilogs	8	875	..
Dyeing and Tanning substances—										
Indigo 100 kilogs	13	3,900
Earthenware and Porcelain value	—	—	—	—	—	36,108	27,702	38,295	38,039	32,804
Fish (excluding Canned fish)—										
Fish dry salted { 100 kilogs	15	..	8	}	..	1,821	..	1,300
. { Packets	103	..	300					
Fruits and Vegetables—										
Coconuts { 100 kilogs	4,900	}	17,445	13,394	12,806	7,140
. { number	111,500	222,298	344,250	150,000	162,000					
Onions 100 kilogs	420	..	110	14	..	8,640	..	1,750	210
Tamarind 100 kilogs	2,400	..	70	82	..	700	..
Furniture and Cabinetware value	—	—	—	—	—	485
Glass and Glassware value	—	—	—	—	—	63
Grain, Pulse and Flour—										
Flour 100 kilogs	2	1	110	124
Rice in the husk 100 kilogs	1,010	}	10	14,014	..	141
Rice not in the husk 100 kilogs	33,340	18,956	26,037							
Other sorts 100 kilogs	293	1,100	600	450	500	2,556	8,350	8,160	7,460	7,800
Hides and Skins* { 100 kilogs	7,720	20	8,850	10,371	}	..	92,676	4,500	84,634
. { bags	875					
Horns, tips and pieces of horn 100 kilogs	12	..	8	600	..	400
Liquors—										
Spirit (arrack) litres	3,500	1,540	5,040	2,800
Wines and liquors litres	12,508	8,908	24,293	22,985	31,585	9,544	5,712	14,056	19,125	19,687
Oils { litres	100	}	..	24	36	..
. { drums	4					
Provisions and Oilman's stores—										
Dry and salted 100 kilogs	5,375	285	165	11,190	4,953	2,473
Vinegar litres	200	120	..	600	..	96	60	..	355
Other sorts 100 kilogs	1	90
Spices—										
Betelnuts 100 kilogs	8	1	252	40
Chillies 100 kilogs	94	220	350	248	175	5,720	9,795	1,915	15,462	9,169
Sugar 100 kilogs	9	..	263	92	51	665	..	1,232	2,475	1,474
Textiles—										
Cotton—										
Raw 100 kilogs	99	13,750
Twist and yarn 100 kilogs	16	..	19	1,875	..	2,140
Manufactures 100 kilogs	1,146	370	164	180	107	24,610	88,400	44,230	31,955	26,360
Jute—										
Gunny bags 100 kilogs	50	200
Wood and timber { 100 kilogs	2,150	4,000	}	2,805	..	655	..
. { Cubic metres	2	..	6,500	..	9,500					
All other articles value	—	—	—	—	—	59,667	14,012	3,648	19,658	15,539
TOTAL MERCHANDISE	—	—	—	—	—	7,31,504	5,97,400	7,24,916	2,18,333	4,61,453
TREASURE	—	—	—	—	—	..	21,000	2,66,600	3,00,000	..
TOTAL MERCHANDISE AND TREASURE	—	—	—	—	—	7,31,504	6,18,400	9,90,916	5,18,333	4,61,453

* The figures shown against this head are provisional and subject to corrections.

Shipping Tables Nos. 1 to 11.

Note.—The tonnage figures in these tables represent net registered tonnage

SHIPPING—FOREIGN TRADE

ABSTRACT TABLES

No. 1

TOTAL NUMBER and TONNAGE of VESSELS, including their repeated voyages, that ENTERED and CLEARED, with CARGOES and in BALLAST, at PORTS in BRITISH INDIA, in each Official Year from 1924-25 to 1928-29

ENTERED

YEARS	BENGAL		BIRAR AND ORISSA		BOMBAY		SIND		MADRAS		BURMA		TOTAL		
	ves.	tons	ves.	tons	ves.	tons	ves.	tons	ves.	tons	ves.	tons	ves.	tons	
WITH CARGOES—															
1924-25	Steam	305	1,104,488	534	2,224,840	293	842,258	315	1,644,447	398	1,108,903	2,305	6,924,431
	Sailing	3	511	194	22,773	195	19,180	217	18,150	26	3,592	635	64,215
1925-26	Steam	304	1,116,468	616	2,330,516	260	725,557	879	1,556,298	352	1,012,587	2,411	7,041,419
	Sailing	7	1,184	195	21,214	228	21,462	208	18,060	2	83	640	61,958
1926-27	Steam	308	1,144,983	548	2,115,885	269	804,209	911	1,908,726	329	962,033	2,365	6,980,886
	Sailing	5	876	144	17,929	181	17,078	174	15,108	14	258	518	51,249
1927-28	Steam	312	1,136,119	640	2,465,823	292	835,883	984	2,179,641	343	978,078	2,571	7,598,539
	Sailing	6	1,078	185	18,470	192	18,544	147	13,298	34	404	584	51,794
1928-29	Steam	365	1,304,674	615	2,600,473	299	898,873	1,014	2,873,535	425	1,114,461	2,718	8,187,016
	Sailing	5	860	151	15,519	158	13,547	154	12,677	28	500	491	48,808
IN BALLAST—															
1924-25	Steam	136	446,760	49	146,965	179	501,297	55	187,801	118	358,470	537	1,501,213
	Sailing	1	277	4	937	10	914	312	24,278	38	7,244	365	33,645
1925-26	Steam	109	365,452	36	103,693	40	125,676	42	138,162	148	437,509	375	1,105,692
	Sailing	2	451	4	866	16	1,212	301	22,705	34	7,897	357	32,931
1926-27	Steam	135	468,103	33	124,024	22	64,656	76	244,679	136	421,704	402	1,323,166
	Sailing	3	631	14	1,064	384	30,165	46	7,555	397	39,415
1927-28	Steam	150	513,452	38	117,289	36	113,359	74	210,612	80	233,336	378	1,188,048
	Sailing	4	565	66	5,935	305	26,961	40	4,998	405	38,459
1928-29	Steam	121	388,014	3	8,626	45	171,240	53	156,899	94	257,843	101	264,431	417	1,247,033
	Sailing	1	290	77	7,138	270	20,580	72	11,938	420	39,941
TOTAL—															
1924-25	Steam	441	1,551,248	633	2,371,303	472	1,343,553	870	1,782,248	516	1,467,378	2,932	8,515,727
	Sailing	4	788	198	23,710	205	20,094	529	42,432	64	10,338	1,000	97,860
1925-26	Steam	418	1,461,915	652	2,434,409	300	851,233	921	1,939,458	500	1,450,096	2,786	8,207,111
	Sailing	9	1,585	199	22,080	244	22,674	509	40,765	36	7,780	997	94,884
1926-27	Steam	443	1,613,086	581	2,289,309	291	863,365	987	2,148,405	465	1,353,787	2,767	8,254,002
	Sailing	5	876	147	18,560	105	18,142	508	45,273	60	7,813	916	90,664
1927-28	Steam	462	1,652,571	678	2,583,112	328	949,242	1,058	2,390,253	428	1,211,409	2,949	8,786,587
	Sailing	6	1,078	139	19,035	248	24,479	452	40,259	74	5,402	960	90,258
1928-29	Steam	436	1,602,688	3	8,626	600	2,671,713	352	1,050,772	1,108	2,631,376	526	1,373,392	3,135	9,434,069
	Sailing	6	1,150	151	15,519	235	20,685	424	38,457	95	12,433	911	88,24

No. 1—continued

TOTAL NUMBER and TONNAGE of VESSELS, including their repeated voyages, that ENTERED and CLEARED,
with CARGOES and in BALLAST, at PORTS in BRITISH INDIA, in each Official Year from 1924-25 to 1928-29

CLEARED

YEARS	BENGAL		BIHAR AND ORISSA		BOMBAY		SIND		MADRAS		BURMA		TOTAL		
	ves.	tons	ves.	tons	ves.	tons	ves.	tons	ves.	tons	ves.	tons	ves.	tons	
WITH CARGOES—															
1924-25	Steam	578	2,100,067	402	1,568,419	517	1,447,681	848	1,668,067	583	1,718,845	2,918	8,407,229
	Sailing	4	677	79	8,848	231	21,286	472	44,720	99	17,461	885	92,947
1925-26	Steam	525	1,968,362	419	1,662,530	308	802,110	888	1,842,407	587	1,762,890	2,727	8,098,319
	Sailing	6	969	118	18,432	238	21,545	448	42,031	58	9,342	858	87,310
1926-27	Steam	558	2,077,299	347	1,438,431	230	811,673	915	1,866,709	530	1,604,695	2,630	7,800,607
	Sailing	5	882	87	9,785	204	19,306	493	47,436	82	11,773	871	89,181
1927-28	Steam	473	1,737,168	422	1,638,802	315	924,657	961	2,025,017	496	1,452,812	2,667	7,828,456
	Sailing	6	917	104	11,751	262	23,949	500	46,663	120	13,676	992	96,946
1928-29	Steam	535	1,911,693	3	8,626	449	1,956,501	279	823,311	977	2,168,948	561	1,493,519	2,804	8,367,593
	Sailing	5	860	81	8,099	268	24,345	472	40,887	137	16,967	908	91,108
IN BALLAST—															
1924-25	Steam	49	157,588	49	166,899	18	62,359	21	53,652	2	4,264	139	444,757
	Sailing	5	928	143	6,624	148	7,562
1925-26	Steam	62	197,498	70	272,770	23	91,784	22	67,274	3	28,467	199	647,728
	Sailing	4	564	11	798	50	3,866	65	5,223
1926-27	Steam	52	178,968	84	333,836	40	123,338	39	120,650	8	38,944	223	800,736
	Sailing	7	1,132	3	178	21	1,551	1	10	32	2,901
1927-28	Steam	60	198,219	61	240,467	32	101,757	61	162,161	19	71,157	233	773,760
	Sailing	8	824	14	1,754	2	12	24	2,590
1928-29	Steam	75	245,147	70	258,734	56	176,944	65	176,976	11	39,827	277	892,628
	Sailing	1	250	5	371	22	2,865	2	24	30	3,510
TOTAL—															
1924-25	Steam	522	2,260,650	451	1,730,318	536	1,510,190	864	1,716,719	585	1,718,109	3,057	8,941,986
	Sailing	4	677	84	9,776	231	21,236	615	51,349	99	17,461	1,083	100,499
1925-26	Steam	527	2,160,875	429	1,935,300	336	953,844	910	1,899,681	595	1,791,347	2,917	8,741,047
	Sailing	6	969	122	18,996	249	22,388	498	45,897	58	9,342	923	92,542
1926-27	Steam	610	2,256,297	431	1,772,267	320	940,011	954	1,939,359	538	1,643,619	2,858	8,601,543
	Sailing	5	882	94	10,947	207	19,483	514	48,987	83	11,783	903	97,082
1927-28	Steam	533	1,935,386	433	1,929,269	347	1,026,414	1,022	2,187,178	515	1,523,969	2,000	8,602,216
	Sailing	6	917	104	11,751	270	24,778	514	48,407	122	13,686	1,016	99,586
1928-29	Steam	610	2,156,840	3	8,626	519	2,210,235	335	1,005,255	1,042	2,345,924	572	1,533,346	3,031	9,260,226
	Sailing	5	860	82	8,849	273	24,716	494	43,702	139	16,991	993	94,618

ABSTRACT TABLES
SHIPPING

TOTAL NUMBER and TONNAGE of BRITISH, BRITISH INDIAN, and FOREIGN VESSELS, and NATIVE at PORTS in BRITISH INDIA, in each Official

COUNTRIES WHENCE ENTERED	1924-25						1925-26						With Cargoes	
	With Cargoes		In Ballast		Total		With Cargoes		In Ballast		Total			
	ves.	tons	ves.	tons	ves.	tons	ves.	tons	ves.	tons	ves.	tons	ves.	tons.
UNITED KINGDOM AND BRITISH POSSESSIONS—	431	1,803,604	26	77,432	457	1,971,036	429	1,916,656	28	91,094	452	2,007,750	378	1,780,059
UNITED KINGDOM
GIBRALTAR
MALTA AND GOZO	2	5,946	1	1,836	3	7,782
PALESTINE	1	9,951	1	9,951
ADEN AND DEPENDENCIES	54	202,672	15	37,010	69	239,582	51	184,232	10	26,019	61	210,251	50	215,435
IRAQ*	38	3,653	38	3,653	1	88	1	88	4	524
BAHRAIN ISLANDS	140	278,598	18	49,647	158	328,245	158	307,988	17	42,842	175	350,150	145	281,116
MALDIVES	3	9,742	5	17,181
CEYLON	3	351	3	230	6	581	10	668	10	668	8	869
STRAITS SETTLEMENTS (INCLUDING LABUAN)	10	753	1	149	11	902	16	1,444	3	389	19	1,833	12	1,159
FEDERATED MALAY STATES	494	366,016	112	305,015	596	671,030	485	351,923	109	325,207	594	677,130	510	364,264
BRITISH BORNEO	109	17,071	337	29,324	536	46,395	174	14,240	325	28,689	499	42,920	153	13,065
HONGKONG	206	492,255	32	98,533	238	590,788	207	545,164	30	112,136	246	657,300	208	579,989
NIGERIA (INCLUDING BR. CAMEROONS)	11	912	2	150	13	1,062	1	62	1	62	3	185
CAPE OF GOOD HOPE	1	2,371	3	8,405	4	10,776	3	7,598	3	7,598
NATAL	11	27,865	11	27,865	11	32,320	1	3,155	12	35,975	10	24,479
MAURITIUS AND DEPENDENCIES (INCLUDING SEYCHELLES)	22	46,795	9	28,200	31	74,995	10	23,902	1	2,352	11	26,254	8	19,109
KENYA COLONY (INCLUDING ZANZIBAR AND PEMBA)	3	11,264	3	11,264	2	5,711	3	11,277	5	16,068	1	2,538
TANGANYIKA TERRITORY	74	217,728	8	20,756	82	238,484	58	173,757	8	22,838	66	196,595	50	159,975
SOMALILAND PROTECTORATE	31	96,408	2	5,593	33	102,001	8	32,369	2	8,667	10	41,036	3	10,174
ANGLO-EGYPTIAN SUDAN
CANADA	3	15,147	2	6,211	5	21,358	2	6,175	5	11,272	7	17,447	1	2,983
BRITISH WEST INDIA ISLANDS	6	779	1	2,925	7	3,704	3	350	1	63	4	413	6	1,234
BRITISH GUIANA	1	2,961	1	2,961
AUSTRALIAN COMMONWEALTH
TERRITORY OF PAPUA (BR. NEW GUINEA)
NEW ZEALAND	1	3,195	1	5,104	2	8,299	1	5,104	1	5,104
FIJI ISLANDS	1	2,170	1	2,170	1	3,164	1	3,164	1	2,140
TOTAL UNITED KINGDOM AND BRITISH POSSESSIONS	1,481	3,744,204	248	712,829	1,729	4,457,033	1,456	3,730,282	234	711,513	1,690	4,441,795	1,399	3,544,164
TOTAL FOREIGN COUNTRIES	449	45,418	347	31,218	796	76,686	455	48,117	331	29,545	786	72,692	330	31,675
TOTAL	1,930	3,789,622	595	744,047	2,525	4,533,699	1,911	3,778,399	565	741,058	2,476	4,514,487	1,729	3,575,839
RUSSIA	1	6,869	1	6,869	6	16,631
FINLAND
GEORGIA	2	3,246	2	3,246	2	7,012	2	7,012
SWEDEN	8	25,610	8	25,610	8	27,226	8	27,226	8	23,145
NORWAY	20	62,472	1	2,686	21	65,158	15	49,403	15	49,403	16	53,266
DENMARK	1	5,469	1	5,469
ICELAND	5	14,583
GERMANY	98	368,088	1	3,334	99	371,922	91	342,156	1	4,211	92	346,367	123	470,121
NETHERLANDS	25	97,923	7	27,100	32	125,023	12	49,643	2	8,258	14	57,901	2	8,345
BELGIUM	32	119,580	1	333	33	119,913	44	154,962	44	154,962	40	143,581
FRANCE	8	32,806	4	18,451	12	40,057	9	38,125	9	38,125	16	80,503
PAIN	2	5,825	2	5,825	10	29,255	10	29,255	9	25,847
PORTUGAL
ITALY	81	294,105	52	145,549	133	439,654	81	298,588	6	17,992	87	316,575	95	361,633
GREECE	2	5,729	2	5,729
AUSTRIA
CZECHOSLOVAKIA	1	2,545	1	2,545	1	2,579	1	2,579
SERB-CROAT SLOVENE STATE	1	2,607	1	2,607
ROMANIA
GREEK	16	42,207	16	42,207
TURKEY, EUROPEAN	8	7,463	8	7,463
TURKEY, ASIATIC	1	2,746	1	2,746
TOTAL	8	951	8	951	1	223

* Shown as a Foreign country from 1927-28.

ABSTRACT TABLES
SHIPPING

(942)

No. 2—continued

TRADE WITH
TOTAL NUMBER and TONNAGE of BRITISH, BRITISH INDIAN, and FOREIGN VESSELS, and NATIVE
at PORTS in BRITISH INDIA, in each Official

COUNTRIES WHENCE ENTERED	1924-25						1925-26						With Cargoes		
	With Cargoes		In Ballast		Total		With Cargoes		In Ballast		Total				
	ves.	tons	ves.	tons	ves.	tons	ves.	tons	ves.	tons	ves.	tons	ves.	tons	
FOREIGN COUNTRIES—contd.															
AFRICA Steam	3	6,442	3	6,442	
ARABIA	Steam	18	47,113	9	30,982	27	78,095	4	8,628	3	8,224	7	16,852	21	63,027
	Sailing	120	13,946	14	2,377	134	16,323	140	15,820	18	2,967	158	18,787	158	15,820
IRAQ*	Steam	—	—	—	—	—	—	—	—	—	—	—	—	—	
	Sailing	—	—	—	—	—	—	—	—	—	—	—	—	—	
PERSIA	Steam	58	175,231	8	24,414	61	199,605	61	199,333	8	17,893	69	217,226	66	219,080
	Sailing	43	2,840	43	2,840	30	1,610	7	410	37	2,020	34	2,360
SUMATRA Steam	27	43,236	11	31,029	38	74,265	29	33,505	10	25,334	39	58,839	25	30,004	
JAVA Steam	101	380,777	11	32,498	112	363,275	118	417,934	19	62,722	137	480,706	127	484,466	
BORNEO (DUTCH) Steam	3	18,081	3	18,081	13	31,550	1	3,420	14	34,970	13	32,378	
CELEBES AND OTHER ISLANDS	Steam	3	10,504	3	10,504	6	25,372	3	10,437	9	35,809	2	7,065
	Sailing	15	9,893	1	1,374	16	11,767	14	9,008	14	9,093	13	6,519
SIAM Sailing	3	30	4	50	7	80	1	21	1	9	2	30	11	73	
INDO-CHINA (including COCHIN-CHINA, CAMBODIA, ANNAM AND TONKIN) Steam	3	9,147	1	3,203	4	12,350	11	40,433	11	40,432	7	30,329	
PHILIPPINES Steam	3	15,406	3	11,461	6	26,867	8	32,666	2	7,039	10	39,695	3	6,343	
FORMOSA Steam	2	6,671	2	6,671	
CHINA (EXCLUSIVE OF HONG-KONG AND MACAO) Steam	48	130,445	8	28,446	56	208,891	56	169,527	13	46,292	69	215,819	39	103,319	
KOREA Steam	
JAPAN Steam	201	739,690	25	88,445	226	819,135	215	771,182	31	100,603	246	871,790	214	777,081	
EGYPT Steam	17	49,724	83	249,334	105	299,558	3	23,233	17	49,062	25	72,295	4	12,487	
TUNIS Steam	1	3,537	1	3,537	1	3,158	1	3,158	
ALGERIA Steam	1	4,616	1	3,120	2	7,736	2	4,923	2	4,923	
PORTUGUESE EAST AFRICA	Steam	24	71,983	15	54,926	39	126,914	22	64,353	16	61,735	38	126,088	5	16,039
	Sailing	6	641	6	641	3	946	3	946	6	641
MADAGASCAR	Steam	3	9,694	3	9,694	2	6,499	
	Sailing	1	213	2	213	4	359	4	359	2	305
REUNION Steam	
GERMAN EAST AFRICA Steam	1	2,505	1	2,505	
ITALIAN EAST AFRICA (ERITREA AND SOMALILAND)	Steam	7	18,548	3	8,456	10	27,004	4	12,507	1	1,923	5	14,335	6	17,294
	Sailing	4	171	4	171	2	80	2	80	1	40
FRENCH SOMALILAND Steam	3	8,343	1	1,370	4	10,713	1	2,795	1	2,602	2	5,397	
UNITED STATES OF AMERICA	Steam	103	437,145	4	21,977	107	459,122	109	461,169	3	14,249	112	475,418	107	436,554
	Sailing	
CUBA Steam	
WEST INDIES Steam	1	2,554	1	2,554	
MEXICO Steam	1	3,372	1	3,372	
CHILE Steam	2	5,976	
ARGENTINE REPUBLIC Steam	
ISLANDS IN THE PACIFIC Steam	
TOTAL FOREIGN COUNTRIES	Steam	914	3,180,230	289	878,464	1,203	4,058,694	955	3,311,137	141	454,179	1,096	3,765,316	906	3,386,672
	Sailing	186	18,797	18	2,427	204	21,224	185	18,386	26	3,386	211	22,222	188	19,574
	Total	1,100	3,199,027	307	880,891	1,407	4,279,918	1,140	3,329,523	167	457,565	1,307	3,787,538	1,154	3,406,246
LOCAL UNITED KINGDOM, BRITISH POSSESSIONS, AND FOREIGN COUNTRIES	Steam	2,395	6,924,434	597	1,591,293	2,992	8,515,727	2,411	7,041,419	375	1,165,692	2,786	8,207,111	2,365	6,980,836
	Sailing	635	64,215	365	33,615	1,000	97,830	640	61,953	357	32,931	997	94,884	618	51,249
	Total	3,030	6,988,649	962	1,624,908	3,992	8,513,557	3,051	7,103,372	732	1,198,623	3,783	8,301,995	3,683	6,982,085

* Shown as a Foreign Country from 1927-28.

ABSTRACT TABLES
SHIPPING

EACH COUNTRY

CRAFT, including their repeated voyages, that ENTERED with CARGOES and in BALLAST from each COUNTRY, Year from 1924-25 to 1928-29—continued

1926-27				1927-28						1928-29						COUNTRIES WHENCE ENTERED
In Ballast		Total		With Cargoes		In Ballast		Total		With Cargoes		In Ballast		Total		
ves.	tons	ves.	tons	ves.	tons	ves.	tons	ves.	tons	ves.	tons	ves.	tons	ves.	tons	
..	FOREIGN COUNTRIES— contd.
16	47,796	37	100,818	44	94,888	15	44,770	59	139,658	19	39,004	18	50,127	37	89,131	Steam SYRIA
18	2,477	151	18,806	142	14,238	25	3,239	167	17,532	146	15,759	34	4,218	180	19,977	Sailing } ARABIA
..	151	287,059	9	20,039	160	307,097	140	270,705	7	17,638	147	289,338	Steam } (BAQ°
..	198	20,768	28	3,184	226	23,952	111	10,546	34	3,006	145	13,552	Sailing } (BAQ°
5	10,148	71	239,228	87	277,042	7	16,580	94	293,602	94	813,531	6	15,655	100	329,186	Steam } PERSIA
5	431	39	2,791	27	1,118	9	479	36	1,597	47	2,457	10	430	57	2,887	Sailing } PERSIA
12	26,555	37	56,559	21	89,274	17	46,193	38	85,467	20	42,782	10	25,087	30	67,310	Steam SUMATRA
17	57,769	144	492,225	121	483,622	3	9,165	124	442,787	137	475,778	10	53,658	153	529,436	Steam JAVA
..	..	13	32,873	18	53,295	18	53,295	16	37,281	15	37,281	Steam BORNEO (DUTCH)
2	9,069	4	16,154	3	8,248	4	15,839	7	24,087	2	5,391	7	11,036	9	16,927	Steam CELEBES AND OTHER ISLANDS
..	..	13	8,519	20	15,311	20	15,311	23	21,689	23	21,689	Steam } SIAM
14	140	25	213	34	404	15	162	49	556	19	145	23	216	42	361	Sailing } SIAM
5	19,755	13	50,534	19	85,816	2	9,349	21	97,065	33	125,112	1	5,066	34	130,178	Steam INDO-CHINA (including COCHIN-CHINA, CAMBODIA, ANNAM AND TONKIN)
6	19,143	9	27,966	5	20,004	5	20,004	5	19,146	12	42,734	17	61,880	Steam PHILIPPINES
2	7,333	2	7,333	1	2,744	1	2,744	Steam FORMOSA
15	62,316	43	156,135	27	78,869	10	43,420	37	122,289	31	89,261	5	16,552	36	105,813	Steam CHINA (EXCLUSIVE OF HONGKONG AND MACAO)
..	1	3,149	1	3,149	Steam KOREA
50	179,656	264	956,737	136	668,679	19	64,642	205	731,321	193	760,275	7	21,321	205	781,596	Steam JAPAN
13	82,402	17	64,889	7	23,180	33	93,210	40	116,349	11	38,235	46	128,056	57	167,191	Steam EGYPT
..	25	5,442	2	5,442	Steam TUNIS
..	Steam ALGERIA
5	14,624	10	30,643	4	10,380	11	38,485	15	48,865	3	9,537	7	25,495	10	35,033	Steam } PORTUGUESE EAST AFRICA
..	..	0	844	0	715	0	715	3	422	3	422	Sailing } PORTUGUESE EAST AFRICA
1	2,775	3	9,274	1	3,724	1	3,724	2	7,448	Steam } MADAGASCAR
..	..	2	205	0	619	6	619	2	288	2	288	Sailing } MADAGASCAR
..	Steam REUNION
..	Steam GERMAN EAST AFRICA
..	..	0	17,394	6	19,149	6	19,149	7	18,546	1	2,732	3	21,278	Steam } ITALIAN EAST AFRICA (ERITREA AND SOMALILAND)
..	..	1	40	2	80	2	80	2	80	2	80	Sailing } ITALIAN EAST AFRICA (ERITREA AND SOMALILAND)
1	2,157	1	2,157	1	3,172	1	3,172	2	5,657	3	15,678	5	21,330	Steam FRENCH SOMALILAND
5	16,566	112	453,120	124	479,295	2	22,093	126	501,388	133	510,086	4	32,117	142	542,158	Steam } UNITED STATES OF AMERICA
..	Sailing } UNITED STATES OF AMERICA
..	2	3,308	2	3,308	Steam CUBA
..	Steam WEST INDIES
..	1	3,414	1	3,414	Steam MEXICO
..	..	2	5,976	1	2,039	1	2,039	1	3,152	1	3,152	Steam CHINA
..	3	6,244	1	3,067	4	9,311	Steam ARGENTINE REPUBLIC
..	Steam ISLANDS IN THE PACIFIC
163	547,123	1,129	3,933,795	1,137	3,955,181	149	477,137	1,336	4,432,318	1,250	4,307,862	173	539,450	1,423	4,846,312	Steam } TOTAL FOREIGN COUNTRIES
37	3,048	225	22,622	415	37,997	77	7,004	492	45,001	331	29,387	101	7,870	432	37,707	Sailing } TOTAL FOREIGN COUNTRIES
200	550,171	1,354	3,956,417	1,602	3,993,178	226	484,141	1,828	4,477,319	1,581	4,337,699	274	546,320	1,855	4,884,019	Total } TOTAL FOREIGN COUNTRIES
402	1,323,166	2,767	8,254,002	2,571	7,593,539	378	1,188,048	2,949	8,786,537	2,718	8,137,016	417	1,247,053	3,135	9,434,069	Steam } TOTAL UNITED KINGDOM, BRITISH POSSESSIONS, AND FOREIGN COUNTRIES
397	39,415	915	90,664	564	51,794	405	38,459	969	90,253	491	43,303	420	39,941	911	83,244	Sailing } TOTAL UNITED KINGDOM, BRITISH POSSESSIONS, AND FOREIGN COUNTRIES
799	1,362,581	3,682	8,344,666	3,135	7,650,333	783	1,226,507	3,918	8,876,840	3,209	8,330,319	837	1,286,994	4,046	9,517,313	Total } TOTAL UNITED KINGDOM, BRITISH POSSESSIONS, AND FOREIGN COUNTRIES

* Shown as a Foreign Country from 1927-28.

**ABSTRACT TABLES
SHIPPING**

TOTAL NUMBER and TONNAGE of BRITISH, BRITISH INDIAN, and FOREIGN VESSELS, and NATIVE from PORTS in BRITISH INDIA, in each Official

COUNTRIES TO WHICH CLEARED	1924-25						1925-26							
	With Cargoes		In Ballast		Total		With Cargoes		In Ballast		Total		With Cargoes	
	ves.	tons	ves.	tons	ves.	tons	ves.	tons	ves.	tons	ves.	tons	ves.	tons
UNITED KINGDOM AND BRITISH POSSESSIONS	549	2,163,278	1	3,043	550	2,166,321	309	1,744,913	3	10,987	402	1,755,900	348	1,532,491
UNITED KINGDOM
CHANNEL ISLANDS
GIBRALTAR	1	3,010	1	3,010	1	13,038	1	12,038
MALTA AND GOSO
ADEN AND DEPENDENCIES	27	132,243	1	723	28	132,963	21	104,012	3	7,189	24	109,151	33	166,340
IRAQ*	142	236,961	3	8,638	145	295,599	130	268,771	2	6,967	132	275,738	116	220,192
BANJAN ISLANDS	3	10,440	3	10,440	2	6,580	2	6,580	3	11,598
MALDIVES	55	5,497	55	5,497	33	3,120	2	114	35	3,244	45	4,514
CYLON	570	602,862	27	73,856	597	676,718	526	467,160	25	73,536	551	540,696	571	520,806
STRAITS SETTLEMENTS (including LABUAN)	230	564,739	7	13,340	237	568,129	217	564,308	13	34,391	230	598,699	253	703,863
FEDERATED MALAY STATES	2	5,116	2	5,116	2	6,852	2	6,852	1	941
BRITISH BORNEO	1	3,330
HONGKONG	32	77,252	1	4,760	33	82,012	6	16,680	6	16,680	2	4,303
GOLD COAST
NIGERIA
St. HELENA
CAPE OF GOOD HOPE	30	70,064	30	70,064	19	50,062	19	50,062	21	64,276
NATAL	30	102,902	5	15,662	35	118,564	30	103,945	2	3,013	32	114,058	30	101,003
MAURITIUS AND DEPENDENCIES (including SEYCHELLES)	20	61,557	2	4,823	22	66,380	17	52,356	2	9,712	19	62,068	15	52,079
KENYA COLONY (including ZAMBIA AND PUNJA)	11	21,723	11	21,723	11	27,393	11	27,393	8	19,862
TANGANYIKA TERRITORY	14	2,205	2	409	16	2,614	28	4,718	28	4,718	30	5,101
SOMALILAND PROTECTORATE	2	271	2	271	2	226	2	226
ANGLO-EGYPTIAN SUDAN	6	13,983	6	13,983
CANADA	2	6,583
BRITISH WEST INDIA ISLANDS	6	17,669	6	17,669	6	15,946	6	15,946	2	4,306
BRITISH GUIANA
AUSTRALIAN COMMONWEALTH	30	107,841	7	22,669	37	130,510	32	127,179	12	36,791	44	163,970	24	112,150
TERRITORY OF PAPUA
NEW ZEALAND	4	18,564	4	18,564	2	10,206	2	10,206	4	18,305
FJI ISLANDS	3	9,672	3	9,672	5	17,627	5	17,627	3	7,661
TOTAL UNITED KINGDOM AND BRITISH POSSESSIONS	1,696	4,268,928	54	152,344	1,750	4,421,272	1,437	3,608,425	64	199,624	1,501	3,808,049	1,442	3,594,805
Steam	581	60,306	145	7,083	726	67,389	554	57,041	55	4,291	609	61,332	581	60,458
Sailing	2,277	4,208,622	199	159,377	2,476	4,353,883	1,991	3,551,384	110	203,915	2,110	3,746,717	2,023	3,445,263
FOREIGN COUNTRIES
RUSSIA	2	12,738	2	12,738
SWEDEN	9	30,170	9	30,170	9	29,024	9	29,024	10	32,339
NORWAY	10	29,907	10	29,907	5	14,894	5	14,894	4	12,724
DENMARK
GEORGIA	1	3,606
GERMANY	160	636,495	160	636,495	179	707,329	3	10,246	182	718,075	149	597,553
NETHERLANDS	33	105,818	1	5,241	34	111,059	23	84,949	23	84,949	30	119,233
BELGIUM	15	329,520	15	329,520	61	215,553	61	215,553	60	219,576
FRANCE	104	360,397	1	3,423	105	363,820	117	435,667	117	435,667	95	354,159
SPAIN	3	11,746	3	11,746	3	10,887	3	10,887	3	9,041
PORTUGAL
ITALY	103	350,185	1	3,023	104	353,208	83	314,769	83	314,769	84	315,068
YUKE	5	14,400	5	14,400	9	28,624
AUSTRIA	3	26,595	3	26,595	3	10,652	3	10,652
ROMANIA
GREECE	3	5,806	3	5,806
TURKEY, EUROPEAN
TURKEY, ASIATIC	1
SYRIA	1	107	1	107

*Shown as a Foreign Country from 1927-28.

ABSTRACT TABLES SHIPPING

EACH COUNTRY

CRAFT, including their repeated voyages, that CLEARED with CARGOES and in BALLAST to each COUNTRY year from 1924-25 to 1928-29.

Table with columns for years (1926-27, 1927-28, 1928-29) and categories (In Ballast, Total, With Cargoes) for various countries. It lists shipping statistics including vessel counts and tonnage.

* Shown as a Foreign Country from 1927-28.

ABSTRACT TABLES
SHIPPING

No. 3—continued

TRADE WITH

TOTAL NUMBER and TONNAGE of BRITISH, BRITISH INDIAN, and FOREIGN VESSELS, and NATIVE
from PORTS in BRITISH INDIA, in each Official

COUNTRIES TO WHICH CLEARED	1924-25						1925-26							
	With Cargoes		In Ballast		Total		With Cargoes		In Ballast		Total		With Cargoes	
	ves.	tons	ves.	tons	ves.	tons	ves.	tons	ves.	tons	ves.	tons	ves.	tons
FOREIGN COUNTRIES—contd.														
BYZANIA Steam	1	2,415	1	2,415
ARABIA Steam	17	48,594	2	7,227	19	55,821	7	19,377	7	19,377	19	50,328
Sailing	212	14,593	2	162	214	24,755	234	22,307	3	221	237	22,528	216	23,467
IRAQ* Steam
Sailing	35	114,224	15	51,042	50	165,266	40	120,359	33	104,683	73	225,042	28	92,747
PERSIA Sailing	68	6,652	1	357	64	6,400	60	5,946	4	264	64	6,210	31	3,336
HERZAM ISLAND Steam	1	1,381
Sailing
SUMATRA Steam	41	78,465	11	21,700	52	100,165	39	59,678	22	62,768	61	122,446	45	87,346
JAVA Steam	43	133,481	18	57,719	61	191,200	62	210,182	38	134,436	100	350,617	45	150,907
Sailing
BORNEO (DUTCH) Steam
CELIBES AND OTHER ISLANDS Steam	1	4,501	1	4,501	1	579
SIAM Steam	15	12,925	1	2,370	16	15,195	13	8,957	13	8,957	16	10,573
Sailing	12	286	12	236	2	21	2	21	27	236
INDO-CHINA (INCLUDING COCHIN-CHINA, CAMBODIA, ANNAM, AND TONKIN) Steam	4	11,684	4	11,684	3	14,533	3	14,533	10	54,324
Sailing
PHILIPPINES Steam	1	1,983	2	6,974	3	8,957	1	4,052	1	3,784	2	7,836	5	16,616
FORMOSA CHINA (EXCLUSIVE OF HONGKONG AND MACAO) Steam	1	3,351	1	3,351	1	3,351
Steam	25	81,644	3	1,467	28	83,111	56	155,391	1	1,488	57	156,879	57	180,678
KOREA Steam	5	15,514	5	15,514
JAPAN Steam	247	875,673	247	875,673	322	1,106,247	3	9,224	325	1,114,471	294	1,087,506
Egypt Steam	57	171,023	12	42,229	69	213,252	48	150,032	6	19,151	54	169,183	29	128,382
MOROCCO Steam
FRENCH WEST AFRICA Steam
Steam	2	6,101	3	10,096	5	16,197	1	2,124	1	2,124	1	4,096
PORTUGUESE EAST AFRICA Sailing	7	853	7	853	10	1,292	3	447	13	1,739	12	1,366
MADAGASCAR Steam
Sailing	6	736	6	736	5	525	5	525	2	249
SENEGAL Steam	1	1,053	1	1,053
GERMAN EAST AFRICA Steam
ITALIAN EAST AFRICA (ERITREA AND SOMALILAND) Steam	2	4,659	2	4,659	2	7,203
Sailing	4	171	4	171	2	80	2	80	1	40
FRENCH SOMALILAND Steam	1	5,059	1	5,059	1	2,157
Sailing
UNITED STATES OF AMERICA Steam	145	583,318	13	80,892	160	664,210	156	618,227	15	89,943	171	708,170	133	529,088
Sailing
CUBA Steam	18	58,869	18	58,869	21	64,396	21	64,396	22	62,143
Sailing
HAYTI AND St. DOMINGO Steam	1	3,134	1	3,134
PORTO RICO Steam	1	3,005	1	3,005
FRENCH WEST INDIES Steam	6	46,002	6	46,002	1	2,157	1	2,157	2	5,739
Sailing
MEXICO Steam	3	9,860	3	9,860
COLOMBIA Steam
BRAZIL Steam	2	8,303	2	8,303	5	14,748	1	2,322	6	17,070	5	17,590
USQUAY Steam	3	11,890	3	11,890	4	12,987	4	12,987	2	5,943
ARGENTINE REPUBLIC Steam	6	17,150	6	17,150	6	10,878	6	19,878	10	34,054
Sailing
CHILE Steam	3	9,876	3	9,876	4	13,784	4	13,784	2	7,191
Sailing
PERU Steam	2	3,104	2	3,104	3	3,074	3	3,074	1	3,162
Sailing
EQUADOR Steam	5	15,418	5	15,418	3	10,217	3	10,217	1	3,149
ISLANDS IN THE PACIFIC Steam	1	3,215	1	3,215	1	3,757
TOTAL FOREIGN COUNTRIES Steam	1,222	4,223,301	85	292,413	1,307	4,520,714	1,290	4,486,891	126	448,104	1,416	4,934,998	1,138	4,216,002
Sailing	304	32,641	3	519	307	33,160	304	30,278	10	932	314	31,210	290	28,723
Total	1,526	4,255,942	88	292,932	1,614	4,553,874	1,594	4,517,172	136	449,036	1,730	4,966,208	1,428	4,244,725
TOTAL UNITED KINGDOM, BRITISH POSSESSIONS, AND FOREIGN COUNTRIES Steam	2,918	8,497,229	156	441,757	3,074	8,941,086	2,727	8,093,311	190	647,728	2,917	8,741,047	2,630	7,800,807
Sailing	835	92,047	148	7,552	1,033	100,499	858	87,319	65	5,223	923	92,542	871	89,181
Total	3,803	8,590,176	237	452,809	4,099	9,042,485	3,585	8,180,638	255	652,951	3,840	8,833,589	3,501	7,889,988

* Shown as a Foreign Country from 1927-28.

ABSTRACT TABLES
SHIPPING

(948)

No. 4

NATIONALITY

TOTAL NUMBER and TONNAGE of VESSELS of each NATION, including their repeated voyages, that ENTERED

NATIONALITY OF VESSELS	1924-25						1925-26						With Cargoes		
	With Cargoes		In Ballast		Total		With Cargoes		In Ballast		Total				
	ves.	tons	ves.	tons.	ves.	tons.	ves.	tons	ves.	tons	ves.	tons	ves.	tons	
BRITISH, OTHER THAN BRITISH INDIAN	Steam	1,782	4,887,382	403	1,170,975	2,185	6,058,357	1,797	4,950,677	264	840,762	2,061	5,791,439	1,782	4,895,281
	Sailing	18	958	10	996	28	1,954	6	347	7	414	13	761
BRITISH INDIAN, OTHER THAN NATIVE CRAFT	Steam	31	86,070	4	9,339	35	95,409	20	50,185	7	15,387	27	65,572	20	53,188
	Sailing	98	11,691	151	18,440	249	30,131	85	8,946	160	19,662	245	28,608	91	9,827
FOREIGN, OTHER THAN NATIVE CRAFT	Steam	582	1,950,382	180	405,579	712	2,355,961	594	2,040,577	104	309,598	698	2,350,175	593	1,982,367
	Sailing	6	497	2	150	8	647	1	6
NATIVE CRAFT															
BRITISH	Sailing	7	333	4	240	11	573	1	98	4	436	5	536
BRITISH INDIAN	Sailing	277	25,520	184	11,091	461	36,611	335	30,665	176	9,936	511	40,601	269	25,182
FOREIGN	Sailing	294	25,216	14	2,728	248	27,944	213	21,897	10	2,481	223	24,378	157	16,734
TOTAL	Steam	2,895	6,924,434	587	1,591,293	2,932	8,515,727	2,411	7,041,419	375	1,165,692	2,786	8,207,111	2,365	6,980,835
	Sailing	635	64,215	365	33,645	1,000	97,860	640	61,953	857	82,981	997	94,884	518	51,249
	Total	3,030	6,988,649	952	1,624,938	3,932	8,613,587	3,051	7,103,372	732	1,168,673	3,783	8,301,995	2,883	7,032,084
DETAIL OF FOREIGN VESSELS, other than native craft—															
DANISH	Steam	5	11,941	2	5,184	7	17,125	3	3,435	1	2,077	4	5,512	2	5,500
DUTCH	Steam	98	270,300	25	83,529	118	353,829	96	281,869	16	51,295	112	333,164	89	259,770
FRENCH	Steam	15	62,741	8	10,392	19	73,133	20	92,891	1	3,557	21	85,948	23	106,117
BELGIAN	Steam	1	3,991	1	3,991	2	7,984
GERMAN	Steam	86	305,337	9	30,022	95	335,359	96	348,493	3	9,175	99	357,668	95	352,282
	Sailing
GREEK	Steam	2	7,049	16	43,894	18	50,943	2	5,676	7	17,280	9	22,956	1	2,592
ITALIAN	Steam	109	384,778	27	78,841	136	463,619	111	415,151	10	28,760	121	443,911	114	440,009
NORWEGIAN	Steam	41	85,515	4	7,516	45	93,031	41	81,769	7	15,599	48	97,368	35	80,115
SPANISH	Steam
RUSSIAN	Steam	1	6,869	1	6,869	1	1,511	1	1,511
SWEDISH	Steam	21	70,973	3	4,737	23	75,710	23	74,521	3	7,000	26	81,520	20	61,120
JAPANESE	Steam	136	471,695	28	90,215	164	570,911	143	495,094	43	132,299	186	627,393	183	458,847
CHINESE	Steam
	Sailing	6	497	2	150	8	647
SPANISH	Steam	1	276	1	276
	Sailing	1	6
AMERICAN	Steam	69	265,370	7	24,872	76	290,242	56	243,499	11	36,939	67	280,438	44	194,368
JUGO-SLAVIAN	Steam	7	17,377	7	17,377	1	3,177	1	3,177	1	3,177
FINNISH	Steam	3	7,537	3	7,537	2	5,603	2	5,603	4	10,436
TOTAL	Steam	582	1,950,382	180	405,579	712	2,355,961	594	2,040,577	104	309,598	698	2,350,175	593	1,982,367
	Sailing	6	497	2	150	8	647	1	6
	Total	588	1,950,879	182	405,729	720	2,356,608	594	2,040,577	104	309,593	698	2,350,170	594	1,982,373

OF VESSELS

with CARGOES and in BALLAST, at PORTS in BRITISH INDIA, in each Official Year from 1924-25 to 1928-29.

1926-27				1927-28								1928-29				NATIONALITY OF VESSELS
In Ballast		Total		With Cargoes		In Ballast		o a		With Cargoes		In Ballast		Total		
ves.	tons	ves.	tons	ves.	tons	ves.	tons	ves.	tons	ves.	tons	ves.	tons	ves.	tons	
263	840,379	2,045	5,744,560	1,916	5,812,215	277	870,748	2,193	6,182,058	2,020	5,662,813	308	937,894	2,328	6,600,707	Steam } BRITISH, OTHER Sailing } THAN BRITISH IN 'AN
4	490	4	490	12	1,341	12	1,226	24	2,567	15	1,581	32	2,926	47	4,457	
11	27,548	31	80,714	36	67,872	11	29,084	47	96,950	22	54,554	16	39,714	38	94,268	Steam } BRITISH INDIAN Sailing } OTHER THAN NATIVE CRAFT
205	23,937	296	38,264	65	6,595	193	19,946	258	26,541	65	6,786	170	20,738	236	27,524	
123	446,341	691	2,428,728	619	2,218,452	90	288,221	709	2,506,673	676	2,469,649	93	269,445	769	2,739,094	Steam } FOREIGN, OTHER Sailing } THAN NATIVE CRAFT
..	..	1	6	3	97	4	31	7	128	
4	387	4	387	1	112	3	296	4	408	2	150	1	70	3	220	Sailing NATIVE CRAFT
161	12,700	430	37,882	205	25,787	155	14,549	450	40,336	220	18,767	171	12,503	391	31,278	Sailing BRITISH INDIAN
23	1,901	180	16,635	191	17,959	42	2,442	233	20,401	186	15,972	42	3,670	228	19,642	Sailing FOREIGN
402	1,323,166	2,767	8,254,002	2,571	7,598,539	373	1,188,048	2,949	8,786,587	2,718	8,187,016	417	1,247,053	3,135	9,434,019	Steam } TOTAL
397	39,415	915	90,664	564	51,794	405	38,459	969	90,253	491	43,303	420	39,041	911	83,244	Sailing } TOTAL
799	1,362,581	3,682	8,344,666	3,135	7,650,333	783	1,226,507	3,918	8,876,840	3,209	8,230,319	837	1,286,994	4,046	9,517,313	Total }
DETAIL OF FOREIGN VESSELS, other than native craft—																
2	5,751	4	11,320	1	4,501	3	7,028	4	11,629	1	1,146	1	1,145	Steam DANISH
14	46,922	108	306,692	84	269,281	10	27,698	94	296,979	79	257,200	13	23,099	92	270,299	Steam DUTCH
10	40,751	33	146,868	33	160,479	2	9,349	35	169,828	31	153,694	2	9,352	33	162,986	Steam FRENCH
3	9,145	5	17,139	1	3,174	3	8,961	4	12,135	1	3,178	3	11,078	4	14,256	Steam BELGIAN
9	41,368	104	393,650	128	505,676	3	23,689	131	529,365	138	576,453	6	24,956	144	601,389	Steam } GERMAN
..	Sailing }
..	..	1	2,592	14	37,026	14	37,026	20	57,230	20	57,230	Steam GREEK
5	20,580	119	460,589	105	420,815	12	43,342	117	464,157	110	442,324	9	29,587	119	471,861	Steam ITALIAN
6	12,452	41	92,567	59	125,607	4	8,674	63	134,281	69	168,042	12	10,887	81	137,879	Steam NORWEGIAN
1	3,669	1	3,669	Steam SPANISH
..	1	1,348	1	1,348	Steam RUSSIAN
3	8,952	23	70,078	16	50,327	1	2,869	17	58,196	16	57,413	2	5,431	18	62,844	Steam SWEDISH
54	174,056	187	632,903	132	449,515	31	92,681	163	542,196	158	536,031	7	21,573	165	557,609	Steam JAPANESE
..	1	3,975	1	3,975	Steam } CHINESE
..	1	76	1	76	Sailing }
..	1	788	1	788	Steam } SIAMSE
..	2	21	4	31	6	52	Sailing }
18	74,070	62	268,423	56	221,610	7	26,904	63	248,514	70	265,391	13	66,846	83	331,237	Steam AMERICAN
2	6,125	3	9,302	Steam JUGO-SLAVIAN
1	2,500	5	12,936	2	5,331	2	5,331	2	4,863	1	2,571	3	7,434	Steam FINNISH
123	446,341	691	2,428,728	619	2,218,452	90	288,221	709	2,506,673	676	2,469,649	93	269,445	769	2,739,094	Steam } TOTAL
..	..	1	6	3	97	4	31	7	128	Sailing }
123	446,341	692	2,428,734	619	2,218,452	90	288,221	709	2,506,673	679	2,469,743	97	269,476	776	2,739,222	Total }

ABSTRACT TABLES
SHIPPING

(950)

No. 5

NATIONALITY

TOTAL NUMBER and TONNAGE of VESSELS of each NATION, including their repeated voyages, that CLEARED

NATIONALITY OF VESSELS	1924-25						1925-26						1926-			
	With Cargoes		In Ballast		Total		With Cargoes		In Ballast		Total		With Cargoes		In	
	ves.	tons	ves.	tons	ves.	tons	ves.	tons	ves.	tons	ves.	tons	ves.	tons	ves.	
BRITISH, OTHER THAN BRITISH INDIAN	Steam	2,187	6,142,188	104	324,661	2,291	6,466,794	1,991	5,601,082	147	496,985	2,138	6,158,067	1,942	5,442,861	168
	Sailing	26	2,053	2	105	28	2,161	15	1,216	5	227	20	1,443	8	1,019	..
BRITISH INDIAN, OTHER THAN NATIVE CRAFT	Steam	47	109,874	1	2,758	48	112,632	36	88,403	2	5,927	38	89,830	34	81,015	5
	Sailing	240	31,564	27	2,868	267	34,432	263	29,330	11	2,214	274	31,544	299	58,938	8
FOREIGN, OTHER THAN NATIVE CRAFT	Steam	684	2,245,222	34	117,838	718	2,363,560	700	2,348,834	41	144,816	741	2,493,650	654	2,276,931	80
	Sailing	9	752	9	752	1	6	..
NATIVE CRAFT																
BRITISH	Sailing	9	407	9	407	4	490	4	490	5	388	..
BRITISH INDIAN	Sailing	357	30,361	115	3,786	472	34,097	355	38,339	48	2,722	403	36,067	314	29,957	17
FOREIGN	Sailing	244	27,807	4	843	248	28,650	321	22,044	1	54	322	22,998	244	23,863	7
TOTAL	Steam	2,918	8,497,229	139	444,757	3,057	8,941,986	2,727	8,093,319	190	647,728	2,917	8,741,047	2,480	7,800,807	223
	Sailing	865	92,947	148	7,552	1,038	100,499	858	87,319	65	5,223	923	92,542	871	80,181	32
	Total	3,803	8,590,176	287	452,309	4,090	9,042,485	3,585	8,180,638	255	652,951	3,840	8,833,589	3,351	7,889,988	255
DETAIL OF FOREIGN VESSELS, other than native craft--																
DANISH	Steam	8	19,200	8	19,200	5	3,021	1	2,077	6	10,098	3	8,788	1
DUTCH	Steam	90	273,398	8	15,589	93	288,987	109	342,133	10	18,324	119	260,957	89	274,130	10
	Sailing	1	105	1	105	
FRENCH	Steam	19	77,579	19	77,579	20	88,076	1	2,872	21	85,948	33	151,525	..
BELGIAN	Steam	1	3,991	1	3,991	3	9,145	1
GERMAN	Steam	77	268,463	77	268,463	96	344,754	4	18,324	100	358,078	92	350,913	8
	Sailing	
GREEK	Steam	16	48,537	1	4,208	17	52,745	14	38,367	1	2,592	15	40,959	3	10,256	1
	Sailing	
ITALIAN	Steam	148	496,190	5	16,119	153	512,309	119	431,974	3	8,758	122	440,727	124	472,268	4
NORWEGIAN	Steam	40	80,868	3	5,889	43	86,757	35	59,667	2	5,842	37	65,509	27	45,591	5
	Sailing	
SPANISH	Steam	
RUSSIAN	Steam	2	13,738	2	13,738	1	1,511	1	1,511	
SWEDISH	Steam	17	55,735	1	2,032	18	57,768	22	67,701	22	67,701	20	59,605	..
	Sailing	1	276	1	276	1	6	
JAPANESE	Steam	180	626,697	180	626,697	221	740,820	4	15,327	225	756,147	211	711,008	5
CHINESE	Steam	
	Sailing	8	647	8	647	
AMERICAN	Steam	74	255,287	16	78,500	90	327,787	56	224,545	15	75,205	71	299,750	41	180,936	16
	Sailing	
CZECHOSLOVAKIAN	Steam	1	2,661	1	2,661		
YUGO-SLAVIAN	Steam	6	15,419	6	15,419	4	12,477	
FINNISH	Steam	5	12,174	5	12,174	1	2,274	1	2,274	4	11,194	
TOTAL	Steam	684	2,245,222	34	117,838	718	2,363,560	700	2,348,834	41	144,816	741	2,493,650	654	2,276,931	80
	Sailing	9	752	9	752	1	6	
	Total	693	2,245,974	34	117,838	727	2,363,312	700	2,348,834	41	144,816	741	2,493,650	655	2,276,937	80

ABSTRACT TABLES
SHIPPING

OF VESSELS

with CARGOES and in BALLAST, from PORTS in BRITISH INDIA, in each Official Year from 1924-25 to 1928-29

27	1927-28								1928-29						NATIONALITY OF VESSELS		
	Ballast		Total		With Cargo		In Ballast		Total		With Cargoes		In Ballast			Total	
	tons	vs.	tons	vs.	tons	vs.	tons	vs.	tons	vs.	tons	vs.	tons	vs.		tons	vs.
807,844	2,110	6,050,505	1,973	5,483,837	170	563,720	2,143	5,047,557	2,082	5,539,139	211	578,703	2,294	6,517,859	Steam	} BRITISH, OTHER THAN BRITISH INDIAN	
—	8	1,019	21	1,926	1	699	22	2,625	29	3,031	—	—	29	3,031	Sailing		
10,756	39	91,771	43	76,805	6	17,066	48	94,771	28	62,288	8	19,203	36	81,561	Steam	} BRITISH INDIAN, OTHER THAN NATIVE CRAFT	
851	307	84,784	308	85,846	7	866	315	86,212	270	82,482	11	1,857	251	84,339	Sailing		
182,356	704	2,459,267	652	2,267,814	57	192,074	709	2,459,888	693	2,456,154	58	194,662	751	2,660,816	Steam	} FOREIGN, OTHER THAN NATIVE CRAFT	
..	1	6	5	203	1	12	6	215	Sailing		
..	5	398	9	818	9	818	5	381	1	70	6	451	Sailing	NATIVE CRAFT	
1,073	331	31,030	358	32,052	11	651	369	32,703	421	34,227	15	1,309	436	35,536	Sailing	BRITISH INDIAN	
977	251	24,860	296	26,804	5	374	301	27,178	233	20,734	2	262	235	21,046	Sailing	FOREIGN	
800,736	2,858	8,001,543	2,667	7,828,456	233	778,760	2,000	8,602,216	2,304	8,367,598	277	892,623	3,081	9,260,226	Steam	} TOTAL	
2,901	903	92,082	992	96,946	24	2,590	1,016	99,586	963	91,108	50	3,510	993	91,618	Sailing		
838,637	3,761	8,693,625	3,659	7,925,402	257	776,350	3,016	8,701,762	3,267	8,458,706	307	896,133	4,074	9,354,944	Total		
..
1,355	4	10,143	1	1,985	1	1,985	1	1,145	1	1,145	Steam	DANISH	
21,864	99	295,994	88	283,313	8	16,564	96	299,877	85	272,139	7	14,594	92	286,733	Steam	} DUTCH	
..	Sailing		
..	33	151,525	33	163,954	4	11,287	37	175,241	31	137,448	2	5,588	33	162,986	Steam	FRENCH	
3,991	4	13,136	2	8,006	2	5,783	4	13,769	4	15,449	4	15,449	Steam	GERMAN	
20,626	97	371,439	114	452,670	14	57,775	123	510,445	120	501,580	15	55,954	135	557,534	Steam	} GERMAN	
..	Sailing		
2,592	4	12,848	18	50,907	1	2,491	19	53,398	27	77,804	1	2,983	28	80,740	Steam	} GREEK	
..	Sailing		
13,514	123	485,782	123	469,393	3	9,309	126	479,702	123	502,949	123	502,949	Steam	ITALIAN	
14,676	32	60,266	47	74,162	10	34,231	57	108,393	58	108,020	20	78,961	78	176,981	Steam	} NORWEGIAN	
..	Sailing		
..	1	1,497	1	1,497	Steam	SPANISH	
..	1	1,348	1	1,348	Steam	RUSSIAN	
..	20	59,805	12	36,875	12	36,875	11	36,920	11	36,920	Steam	SWEDISH	
..	1	788	1	788	Steam	} SIAMESE	
..	3	22	1	12	4	34	Sailing		
14,414	216	725,417	165	549,321	7	31,443	172	580,764	155	532,694	6	18,836	161	551,530	Steam	JAPANESE	
..	1	3,975	1	3,975	Steam	} CHINESE	
..	2	181	2	181	Sailing		
84,336	57	244,370	46	172,812	6	29,643	52	202,455	70	257,572	6	18,868	76	276,440	Steam	} AMERICAN	
..	Sailing		
..	Steam	CZECHOSLOVAKIAN	
..	Steam	JUGO-SLAVIAN	
5,071	6	16,265	1	2,571	1	2,700	2	5,381	3	7,434	3	7,434	Steam	FINNISH	
182,336	704	2,459,267	652	2,267,814	57	192,074	709	2,459,888	693	2,456,154	58	194,662	751	2,660,816	Steam	} TOTAL	
..	1	6	5	203	1	12	6	215	Sailing		
182,336	705	2,459,273	652	2,267,814	57	192,074	709	2,459,888	698	2,456,357	59	194,674	757	2,661,031	Total		

DETAIL OF FOREIGN VESSELS other than native craft—

Steam DANISH
 Steam DUTCH
 Steam FRENCH
 Steam GERMAN
 Steam GREEK
 Steam ITALIAN
 Steam NORWEGIAN
 Steam SPANISH
 Steam RUSSIAN
 Steam SWEDISH
 Steam SIAMESE
 Steam JAPANESE
 Steam CHINESE
 Steam AMERICAN
 Steam CZECHOSLOVAKIAN
 Steam JUGO-SLAVIAN
 Steam FINNISH

SHIPPING AT EACH PORT

No. 6

NUMBER and TONNAGE of STEAM and SAILING VESSELS, including their REPEATED VOYAGES and INDIA, in each Official Year

ENTERED WITH CARGOES

PORT AT WHICH ENTERED	BRITISH		BRITISH INDIAN				FOREIGN				NATIVE CRAFT		TOTAL							
	STEAM		SAILING		STEAM		SAILING		STEAM		SAILING		STEAM		SAILING		STEAM AND SAILING			
	vs.	tons	vs.	tons	vs.	tons	vs.	tons	vs.	tons	vs.	tons	vs.	tons	vs.	tons	vs.	tons		
BENGAL—																				
Calcutta (Chief Port)— 1924-25	227	863,510	--	--	3	9,980	3	511	67	207,837	--	--	--	--	297	1,081,327	3	511	300	1,081,338
1925-26	239	894,973	--	--	2	6,949	7	1,134	52	186,738	--	--	--	298	1,088,660	7	1,134	300	1,089,794	
1926-27	244	939,159	--	--	--	--	5	876	56	182,367	--	--	--	300	1,121,526	5	876	305	1,122,402	
1927-28	240	906,113	4	657	2	3,207	1	136	58	198,248	--	--	--	300	1,107,573	5	793	305	1,108,366	
1928-29	272	1,007,482	4	657	3	9,393	1	203	80	260,546	--	--	--	365	1,277,421	5	860	360	1,278,281	
CHITTAGONG—																				
1924-25	2	4,754	--	--	--	--	--	--	6	18,407	--	--	--	8	23,161	--	--	8	23,161	
1925-26	9	22,008	--	--	--	--	--	--	2	5,795	--	--	--	11	27,803	--	--	11	27,803	
1926-27	6	17,318	--	--	--	--	--	--	2	6,139	--	--	--	8	23,457	--	--	8	23,457	
1927-28	8	21,766	--	--	--	--	1	285	4	9,780	--	--	--	12	31,546	1	285	13	31,831	
1928-29	8	21,941	--	--	--	--	--	--	2	5,319	--	--	--	10	27,263	--	--	10	27,263	
TOTAL OF ALL PORTS IN BENGAL—																				
1924-25	229	868,264	--	--	3	9,980	3	511	73	228,244	--	--	--	305	1,104,498	3	511	308	1,104,999	
1925-26	243	916,981	--	--	2	6,949	7	1,134	54	192,533	--	--	--	304	1,116,463	7	1,134	311	1,117,597	
1926-27	250	956,477	--	--	--	--	5	876	58	188,506	--	--	--	305	1,144,983	5	876	313	1,145,859	
1927-28	243	927,884	4	657	2	3,207	2	421	62	208,028	--	--	--	312	1,139,119	6	1,078	318	1,140,197	
1928-29	280	1,029,423	4	657	3	9,393	1	203	82	265,853	--	--	--	365	1,304,674	5	860	370	1,305,534	
BIHAR AND ORISSA—																				
PURB—																				
1924-25	--	--	--	--	--	--	--	--	--	--	--	--	--	--	--	--	--	--	--	
1925-26	--	--	--	--	--	--	--	--	--	--	--	--	--	--	--	--	--	--	--	
1926-27	--	--	--	--	--	--	--	--	--	--	--	--	--	--	--	--	--	--	--	
1927-28	--	--	--	--	--	--	--	--	--	--	--	--	--	--	--	--	--	--	--	
1928-29	--	--	--	--	--	--	--	--	--	--	--	--	--	--	--	--	--	--	--	
BOMBAY—																				
BOMBAY (CHIEF PORT)—																				
1924-25	381	1,504,952	--	--	--	--	--	--	203	719,388	--	--	150	19,098	584	2,224,340	150	19,098	734	2,243,438
1925-26	396	1,575,071	--	--	--	--	--	--	220	755,445	--	--	143	17,724	616	2,330,516	143	17,724	759	2,348,240
1926-27	343	1,415,672	--	--	--	--	--	--	205	700,213	--	--	110	14,847	548	2,115,885	110	14,847	658	2,130,733
1927-28	397	1,622,407	--	--	--	--	--	--	243	843,416	--	--	140	15,411	640	2,465,823	140	15,411	780	2,481,234
1928-29	379	1,664,229	--	--	--	--	--	--	236	836,244	--	--	123	13,381	615	2,500,473	123	13,381	738	2,513,854
BASSIN—																				
1924-25	--	--	--	--	--	--	--	--	--	--	--	--	--	--	--	--	--	--	--	
1925-26	--	--	--	--	--	--	--	--	--	--	--	--	--	--	--	--	--	--	--	
1926-27	--	--	--	--	--	--	--	--	--	--	--	--	--	--	--	--	--	--	--	
1927-28	--	--	--	--	--	--	--	--	--	--	--	--	--	--	--	--	--	--	--	
1928-29	--	--	--	--	--	--	--	--	--	--	--	--	--	--	--	--	--	--	--	
BROACH—																				
1924-25	--	--	--	--	--	--	--	--	--	--	--	40	3,092	--	--	40	3,092	40	3,092	
1925-26	--	--	--	--	--	--	--	--	--	--	--	47	3,001	--	--	47	3,001	47	3,001	
1926-27	--	--	--	--	--	--	--	--	--	--	--	30	2,849	--	--	30	2,849	30	2,849	
1927-28	--	--	--	--	--	--	--	--	--	--	--	41	2,599	--	--	41	2,599	41	2,599	
1928-29	--	--	--	--	--	--	--	--	--	--	--	24	1,551	--	--	24	1,551	24	1,551	
DAHANOO—																				
1924-25	--	--	--	--	--	--	--	--	--	--	--	--	--	--	--	--	--	--	--	
1925-26	--	--	--	--	--	--	--	--	--	--	--	--	--	--	--	--	--	--	--	
1926-27	--	--	--	--	--	--	--	--	--	--	--	--	--	--	--	--	--	--	--	
1927-28	--	--	--	--	--	--	--	--	--	--	--	--	--	--	--	--	--	--	--	
1928-29	--	--	--	--	--	--	--	--	--	--	--	--	--	--	--	--	--	--	--	
HONAWAR—																				
1924-25	--	--	--	--	--	--	--	--	--	--	--	4	583	--	--	4	583	4	583	
1925-26	--	--	--	--	--	--	--	--	--	--	--	1	90	--	--	1	90	1	90	
1926-27	--	--	--	--	--	--	--	--	--	--	--	--	--	--	--	--	--	--	--	
1927-28	--	--	--	--	--	--	--	--	--	--	--	4	460	--	--	4	460	4	460	
1928-29	--	--	--	--	--	--	--	--	--	--	--	1	165	--	--	1	165	1	165	
KARWAR—																				
1924-25	--	--	--	--	--	--	--	--	--	--	--	--	--	--	--	--	--	--	--	
1925-26	--	--	--	--	--	--	--	--	--	--	--	4	399	--	--	4	399	4	399	
1926-27	--	--	--	--	--	--	--	--	--	--	--	--	--	--	--	--	--	--	--	
1927-28	--	--	--	--	--	--	--	--	--	--	--	--	--	--	--	--	--	--	--	
1928-29	--	--	--	--	--	--	--	--	--	--	--	--	--	--	--	--	--	--	--	

NOTE.—The ports in the Bombay Presidency, excepting the chief port, are really talukas composed of a number of subordinate...

SIND—MADRAS
SHIPPING AT EACH PORT

distinguishing their NATIONALITY, that ENTERED and CLEARED with CARGOES at each PORT in BRITISH
from 1924-25 to 1928-29—continued

CLEARED WITH CARGOES																PORT FROM WHICH CLEARED				
BRITISH				BRITISH INDIAN				FOREIGN				NATIVE CRAFT		TOTAL						
STEAM		SAILING		STEAM		SAILING		STEAM		SAILING		SAILING		STEAM			SAILING		STEAM AND SAILING	
vs.	tons	vs.	tons	vs.	tons	vs.	tons	vs.	tons	vs.	tons	vs.	tons	vs.	tons	vs.	tons	vs.	tons	
SIND—continued																				
SINGAPORE—																				
..	1924-25
..	1925-26
..	1926-27
..	1927-28
..	1928-29
TOTAL OF SUBORDI NATE PORTS—																				
..	1	23	1	23	1	23	1924-25
..	1	23	1	23	1	23	1925-26
..	1926-27
..	1927-28
..	1928-29
TOTAL OF ALL PORTS IN SIND—																				
334	905,378	43	101,026	140	441,427	231	21,236	517	1,447,831	231	21,236	748	1,469,067	1924-25
188	491,842	27	61,618	93	309,150	238	21,545	308	862,110	238	21,545	546	883,655	1925-26
156	335,511	27	64,440	97	361,722	204	19,305	280	811,678	204	19,305	484	880,978	1926-27
183	460,297	38	68,066	94	396,294	262	23,949	315	924,657	262	23,949	577	946,606	1927-28
166	418,948	24	53,272	89	361,091	268	24,345	279	828,311	268	24,345	547	852,656	1928-29
MADRAS—																				
FORT SAINT GEORGE (CHIEF PORT)—																				
110	432,346	2	6,012	39	142,482	2	141	151	580,840	2	141	153	580,981	1924-25
111	434,960	1	3,387	54	204,916	166	643,713	166	643,713	1925-26
100	401,881	1	90	56	238,638	156	640,022	1	99	157	640,121	1926-27
84	363,429	1	1,464	76	317,503	1	99	161	632,396	1	99	162	632,495	1927-28
130	558,957	1	3,113	1	136	90	377,596	221	939,666	1	136	222	939,802	1928-29
GÓPÁLPŪR—																				
..	1924-25
..	1925-26
..	1926-27
..	1927-28
..	1928-29
BARUVA—																				
..	1924-25
..	1925-26
..	1926-27
..	1927-28
..	1928-29
VILÁGAPATÁN—																				
4	12,988	6	17,161	10	30,149	10	30,149	1924-25
6	20,758	5	17,254	11	33,012	11	33,012	1925-26
1	2,870	7	23,882	8	26,252	8	26,252	1926-27
2	6,563	1	129	3	4,953	4	11,516	1	129	5	11,645	1927-28
4	11,312	6	20,098	10	31,910	10	31,910	1928-29
BINEIPATÁN—																				
1	4,077	1	4,077	1	4,077	1924-25
1	3,557	1	3,557	1	3,557	1925-26
2	6,887	2	6,310	4	13,197	4	13,197	1926-27
1	3,172	2	6,995	3	10,167	3	10,167	1927-28
1	3,255	3	9,449	4	12,704	4	12,704	1928-29

SHIPPING AT EACH PORT

No. 6—continued

NUMBER and TONNAGE of STEAM and SAILING VESSELS, including their REPEATED VOYAGES and INDIA, in each Official Year

PORT AT WHICH ENTERED	ENTERED WITH CARGOES																			
	BRITISH				BRITISH INDIAN				FOREIGN				NATIVE CRAFT		TOTAL					
	STEAM		SAILING		STEAM		SAILING		STEAM		SAILING		SAILING		STEAM		SAILING		STEAM AND SAILING	
	vs.	tons	vs.	tons	vs.	tons	vs.	tons	vs.	tons	vs.	tons	vs.	tons	vs.	tons	vs.	tons	vs.	tons
MADRAS—continued																				
COCANADA—																				
1924-25	2	13,710	4	20,514	6	34,224	6	34,224	
1925-26	1	879	1	5,892	2	6,771	2	6,771	
1926-27	3	7,322	3	10,856	6	18,078	6	18,078	
1927-28	1	3,332	1	3,657	2	7,039	2	7,039	
1928-29	1	3,657	1	3,657	1	3,657	
MASULIPATAN—																				
1924-25	
1925-26	
1926-27	2	445	1	135	3	580	3	580	
1927-28	1	78	5	493	6	571	6	571	
1928-29	1	78	2	293	3	571	3	371	
NIZAMPATNAM—																				
1924-25	
1925-26	
1926-27	
1927-28	
1928-29	
KARASAPUR—																				
1924-25	
1925-26	
1926-27	
1927-28	
1928-29	
CHIDDALORE—																				
1924-25	6	20,367	4	209	8	308	6	20,367	12	517	18	20,884	
1925-26	1	3,428	4	253	12	688	1	3,428	16	941	17	4,369	
1926-27	1	1,342	8	540	12	601	1	1,342	20	1,141	21	2,483	
1927-28	4	16,508	2	145	13	443	4	16,508	14	593	18	17,101	
1928-29	1	4,759	8	571	1	3,848	..	10	354	2	3,607	18	925	20	9,582	
PONTO NOVO—																				
1927-25	4	265	1	5,059	..	8	565	1	5,059	12	830	13	5,889	
1925-26	15	51,888	4	286	1	4,726	..	14	645	16	56,614	18	983	34	57,547	
1926-27	20	70,473	2	152	18	678	20	70,473	20	830	40	71,303	
1927-28	30	113,278	5	291	1	1,283	..	6	367	31	114,561	11	658	42	115,219	
1928-29	20	94,610	1	74	20	765	20	94,610	21	839	41	95,449	
TIRUMALAVASAL—																				
1924-25	1	15	1	15	1	15	
1925-26	3	48	3	48	3	48	
1926-27	
1927-28	
1928-29	2	57	2	57	2	57	
TRANQUEBAR—																				
1924-25	
1925-26	
1926-27	
1927-28	
1928-29	
NEGAPATAN—																				
1924-25	25	90,012	11	781	2	240	2	3,569	..	10	708	27	95,561	23	1,732	59	100,318	
1925-26	27	90,859	4	230	6	708	1	4,052	..	13	799	28	91,711	23	1,737	51	96,448	
1926-27	26	91,710	2	167	14	768	26	91,710	16	935	42	92,645	
1927-28	30	141,031	3	215	3	120	1	1,283	..	7	605	37	142,314	12	940	49	143,254	
1928-29	29	135,079	1	36	4	574	6	417	29	135,079	11	1,027	40	136,106	

distinguishing their NATIONALITY, that ENTERED and CLEARED with CARGOES at each PORT in BRITISH
from 1924-25 to 1928-29—continued

CLEARED WITH CARGOES																		PORT FROM WHICH CLEARED
BRITISH		BRITISH INDIAN				FOREIGN				NATIVE CRAFT		TOTAL						
STEAM	SAILING	STEAM	SAILING	STEAM	SAILING	STEAM	SAILING	STEAM	SAILING	STEAM	SAILING	STEAM	SAILING	STEAM AND SAILING				
vs.	tons	vs.	tons.	vs.	tons	vs.	tons	vs.	tons	vs.	tons	vs.	tons	vs.	tons	vs.	tons	
	20,793	6 789	5 19,007	2 223	12 29,800	8 962	20 40,762	MADRAS—continued					
	29,670	10 1,044	5 24,916	1 108	14 54,486	11 1,152	25 55,638	COCHIN—					
	18,175	6 605	7 28,898	1 85	11 42,073	7 691	18 42,764	1924-25					
	25,466	1 8,118	6 781	10 31,935	2 183	19 63,514	8 964	27 64,478	1925-26					
	26,359	4 481	12 39,387	7 861	20 65,746	11 1,292	31 67,038	1926-27					
	1 78	17 1,397	18 1,475	1927-28					
	19 1,565	19 1,565	1928-29					
	2 156	17 1,536	19 1,692	MADRAS—continued					
	9 1,169	40 3,849	49 5,012	1924-25					
	10 1,109	38 3,353	48 4,462	1925-26					
	1926-27					
	1927-28					
	1928-29					
	MADRAS—continued					
	2 330	4 342	6 672	1924-25					
	1925-26					
	1926-27					
	1927-28					
	1928-29					
	MADRAS—continued					
	71,231	6 273	8 24,886	5 192	26 96,117	10 465	36 96,582	1924-25					
	36,598	1 54	12 46,073	1 38	21 84,656	2 92	23 84,748	1925-26					
	9,522	3 176	6 24,785	5 164	9 34,307	8 340	17 34,647	1926-27					
	36,908	3 410	11 38,083	6 184	22 74,686	9 594	31 75,280	1927-28					
	28,000	1 78	8 26,271	4 69	15 54,279	5 167	20 54,446	1928-29					
	MADRAS—continued					
	103,178	6 206	6 23,675	11 459	37 126,953	15 665	52 127,518	1924-25					
	130,157	8 803	5 17,248	12 496	43 147,405	15 859	58 148,264	1925-26					
	108,422	1 36	5 19,984	20 777	36 123,406	21 813	57 129,219	1926-27					
	123,669	5 575	5 14,628	11 359	34 178,297	16 984	50 139,231	1927-28					
	112,197	2 133	2 6,584	16 664	26 116,781	18 637	44 119,468	1928-29					
	MADRAS—continued					
	3 337	3 46	6 388	1924-25					
	1 86	3 170	4 256	1925-26					
	..	1 155	3 321	12 110	16 686	1926-27					
	2 149	11 373	13 522	1927-28					
	3,194	5 512	10 678	1 3,194	24 1,190	25 4,384	1928-29					
	MADRAS—continued					
	1924-25					
	1925-26					
	1926-27					
	1927-28					
	1928-29					
	MADRAS—continued					
	115,099	16 1,348	3 357	15 53,798	20 982	49 169,497	39 2,037	88 172,184	1924-25					
	184,412	4 211	11 1,248	18 64,432	21 1,274	70 248,844	36 2,723	106 251,572	1925-26					
	250,788	6 783	9 897	17 62,659	29 1,300	88 319,447	44 3,060	132 322,507	1926-27					
	305,261	9 802	7 264	15 45,000	23 1,393	97 350,351	30 3,059	126 353,410	1927-28					
	192,374	5 523	1 3,118	10 1,125	10 65,650	24 1,392	63 281,137	39 3,030	102 284,167	1928-29					

SHIPPING AT EACH PORT

No. 6—continued

NUMBER and TONNAGE of STEAM and SAILING VESSELS, including their REPEATED VOYAGES and INDIA, in each Official Year

PORT AT WHICH ENTERED	ENTERED WITH CARGOES																			
	BRITISH				BRITISH INDIAN				FOREIGN				NATIVE CRAFT		TOTAL					
	STEAM		SAILING		STEAM		SAILING		STEAM		SAILING		SAILING		STEAM		SAILING		STEAM AND SAILING	
	vs.	tons	vs.	tons	vs.	tons	vs.	tons	vs.	tons	vs.	tons	vs.	tons	vs.	tons	vs.	tons	vs.	tons
MADRAS—continued																				
VELANGANCHI—																				
1924-25	1	195	1	195	1	195
1925-26
1926-27
1927-28	3	430	3	430	3	430
1928-29	1	132	1	132	1	132
TOPPUNURAI—																				
1924-25	9	420	9	420	9	420
1925-26	1	107	1	107	1	107
1926-27	2	83	1	45	3	128	3	128
1927-28	1	45	5	191	5	281	11	517	11	517
1928-29	1	36	4	257	5	293	5	293
POINT CALIMERE—																				
1924-25	1	45	1	45	1	45
1925-26
1926-27
1927-28
1928-29
MURUPET—																				
1924-25
1925-26
1926-27
1927-28
1928-29
AOULAMPATHAN—																				
1924-25	21	1,038	7	246	28	1,284	28	1,284
1925-26	24	1,502	24	1,502	24	1,502
1926-27	21	991	21	991	21	991
1927-28	11	515	11	515	11	515
1928-29	15	837	8	527	23	1,364	23	1,364
AM IAPATHAN—																				
1924-25	2	62	1	28	3	90	3	90
1925-26	1	24	1	24	1	24
1926-27	4	182	4	182	4	182
1927-28
1928-29	3	131	3	131	3	131
KILIKARAI—																				
1924-25	5	802	3	144	8	946	8	946
1925-26	2	332	2	332	2	332
1926-27	4	477	1	57	5	534	5	534
1927-28	2	305	2	305	2	305
1928-29	2	244	2	244	2	244
D IIPATHAN—																				
1924-25
1925-26
1926-27
1927-28
1928-29
PANJALAM—																				
1924-25	2	186	15	523	17	709	17	709
1925-26	1	18	12	350	13	508	13	508
1926-27	1	100	1	45	2	145	2	145
1927-28	1	119	3	101	4	220	4	220
1928-29	2	381	2	297	1	27	2	381	3	524	5	705	

MADRAS
SHIPPING AT EACH PORT

distinguishing their NATIONALITY, that ENTERED and CLEARED with CARGOES at each PORT in BRITISH
from 1924-25 to 1928-29—continued

CLEARED WITH CARGOES																PORT FROM WHICH CLEARED				
BRITISH		BRITISH INDIAN				FOREIGN				NATIVE CRAFT		TOTAL								
STEAM		SAILING		STEAM		SAILING		STEAM		SAILING		STEAM		SAILING			STEAM AND SAILING			
vs.	tons	vs.	tons	vs.	tons	vs.	tons	vs.	tons	vs.	tons	vs.	tons	vs.	tons	vs.	tons			
MADRAS—continued																				
VELANGANCHI—																				
..	1924-25		
..	1925-26		
..	1	166	1	166	1	166	1926-27		
..	2	203	2	203	2	203	1927-28		
..	1928-29		
TOPPUTURAI—																				
..	..	1	44	1	29	25	816	17	869	17	869	1924-25	
..	1	47	1	47	1	47	1925-26		
..	9	495	6	342	15	838	15	838	1926-27	
..	..	2	81	14	616	9	537	25	1,314	25	1,314	1927-28	
..	7	250	7	433	14	733	14	733	1928-29	
POINT CALIMERS—																				
..	1924-25	
..	1925-26	
..	1926-27	
..	1	45	1	45	1	45	1927-28	
..	1928-29	
MOTTUPET—																				
..	1924-25	
..	1925-26	
..	1926-27	
..	1927-28	
..	1928-29	
ADILNATHAN—																				
..	50	2,413	26	956	76	3,369	76	3,369	1924-25	
..	55	3,417	4	236	59	3,653	59	3,653	1925-26	
..	57	4,745	57	4,745	57	4,745	1926-27	
..	..	1	84	53	4,656	54	4,740	54	4,740	1927-28	
..	91	4,573	25	1,331	116	5,909	116	5,909	1928-29
ANNAPATHAN—																				
..	9	216	9	216	9	216	1924-25	
..	7	168	1	24	8	192	8	192	1925-26	
..	7	146	7	148	7	148	1926-27	
..	11	427	11	427	11	427	1927-28	
..	4	96	1	27	5	123	5	123	1928-29	
KILAKARAI—																				
..	14	1,800	12	803	26	2,603	26	2,603	1924-25	
..	26	2,411	14	947	40	3,358	40	3,358	1925-26	
..	15	1,491	11	701	26	2,192	26	2,192	1926-27	
..	20	1,830	10	532	30	2,412	30	2,412	1927-28	
..	7	664	3	490	15	1,154	15	1,154	1928-29	
DEVIPATHAN—																				
..	1924-25	
..	1925-26	
..	1926-27	
..	1927-28	
..	1928-29	
PANNAY—																				
..	10	764	24	1,194	34	1,958	34	1,958	1924-25	
..	6	485	20	1,034	26	1,520	26	1,520	1925-26	
..	18	1,760	11	806	29	2,576	29	2,576	1926-27	
..	7	605	14	931	31	1,534	31	1,534	1927-28	
1	119	2	205	4	225	1	110	6	430	7	549	1928-29	

distinguishing their NATIONALITY, that ENTERED and CLEARED with CARGOES at each PORT in BRITISH
from 1924-25 to 1928-29—continued

CLEARED WITH CARGOES

BRITISH		BRITISH INDIAN				FOREIGN				NATIVE CRAFT		TOTAL						PORT FROM WHICH CLEARED	
STEAM		SAILING		STEAM		SAILING		STEAM		SAILING		STEAM		SAILING		STEAM AND SAILING			
vs.	tonnage	vs.	tons	vs.	tons	vs.	tons	vs.	tons	vs.	tons	vs.	tons	vs.	tons	vs.	tons		
MADRAS—continued																			
TONDUR—																			
										1	74			1	74	1	74	1924-25	
					4	339								4	339	4	339	1925-26	
					1	36				3	176			4	212	4	212	1926-27	
					2	375				2	187			4	512	4	512	1927-28	
																		1928-29	
TOTTICORIN—																			
123	302,148				9	1,460	6	25,438		4	396	139	327,601	13	1,856	152	329,457	1924-25	
129	287,167			1	2,630	13	1,740	12	44,918		13	1,204	142	334,706	26	2,944	168	337,649	1925-26
133	293,504				22	3,004	6	22,253		6	482	139	315,757	23	3,486	167	319,243	1926-27	
138	320,995				14	1,817	5	19,538		6	765	143	340,533	30	2,582	183	343,115	1927-28	
141	284,649				9	1,178	5	20,106		2	211	186	304,754	11	1,389	147	306,143	1928-29	
KOLAKKURAPATNAM—																			
					16	1,869								16	1,869	16	1,869	1924-25	
					17	2,005								17	2,005	17	2,005	1925-26	
					14	1,651								14	1,651	14	1,651	1926-27	
					15	1,871								15	1,871	15	1,871	1927-28	
					13	1,616								13	1,616	13	1,616	1928-29	
KAYALPATNAM—																			
										1	62			1	62	1	62	1924-25	
										2	126			2	126	2	126	1925-26	
										1	62			1	62	1	62	1926-27	
										3	176			3	176	3	176	1927-28	
										2	133			2	133	2	133	1928-29	
MANGALORE—																			
5	17,318	2	202		7	1,071	1	2,366		20	2,859	6	20,204	29	3,982	35	24,180	1924-25	
9	27,163	7	683		12	1,733	1	3,509		29	4,561	10	30,672	48	6,977	58	37,649	1925-26	
7	23,547	1	81		6	372	1	3,496		32	5,247	8	27,033	39	6,200	47	33,233	1926-27	
12	37,030	2	109		7	802	1	3,493		30	2,796	13	40,532	29	3,707	42	44,319	1927-28	
11	27,220	1	142		6	677				32	5,170	11	37,230	39	5,989	50	43,209	1928-29	
MALPE—																			
										3	285			3	285	3	285	1924-25	
										4	448			6	701	6	701	1925-26	
					2	253				2	300			4	553	4	553	1926-27	
					2	253				5	614			7	857	7	857	1927-28	
		1	131		1	113				1	112			5	528	5	528	1928-29	
HANGARAKOTTA—																			
																		1924-25	
																		1925-26	
																		1926-27	
																		1927-28	
																		1928-29	
COONDAPOOR—																			
																		1924-25	
																		1925-26	
																		1926-27	
																		1927-28	
																		1928-29	

SHIPPING AT EACH PORT

No. 6—continued

NUMBER and TONNAGE of STEAM and SAILING VESSELS, including their REPEATED VOYAGES and INDIA, in each Official Year

PORT AT WHICH ENTERED	ENTERED WITH CARGOES																			
	BRITISH				BRITISH INDIAN				FOREIGN				NATIVE CRAFT		TOTAL					
	STEAM		SAILING		STEAM		SAILING		STEAM		SAILING		SAILING		STEAM		SAILING		STEAM AND SAILING	
	vs.	tons	vs.	tons	vs.	tons	vs.	tons	vs.	tons	vs.	tons	vs.	tons	vs.	tons	vs.	tons	vs.	tons
MADRAS—concluded																				
CANNANORE—																				
1924-25	5	746	5	746	5	746
1925-26	4	1,045	4	1,045	4	1,045
1926-27	1	2,630	1	278	1	2,630	1	278	2	2,908
1927-28	3	564	3	564	3	564
1928-29
TRENCHERRY—																				
1924-25	4	12,344	1	98	4	12,344	1	98	5	12,442
1925-26
1926-27	1	105	1	105	1	105
1927-28	2	7,516	2	289	2	7,516	2	289	4	7,805
1928-29	1	4,634	1	4,634	1	4,634	..
KARAKKOD—																				
1924-25
1925-26
1926-27
1927-28
1928-29
CALICUT—																				
1924-25	7	24,868	1	5,460	10	1,434	8	80,332	10	1,434	18	81,766	
1925-26	9	29,069	1	5,127	8	767	10	84,196	8	767	18	84,963	
1926-27	16	58,005	7	933	16	58,005	7	933	23	58,938	
1927-28	20	62,862	4	424	1	99	5	17,280	10	1,268	25	60,742	15	1,791	40	62,533
1928-29	20	67,179	2	217	5	17,015	5	127	25	64,194	7	644	32	65,038
BADAGARA—																				
1924-25
1925-26
1926-27
1927-28
1928-29
PONANI—																				
1924-25
1925-26	1	195	1	195	1
1926-27
1927-28
1928-29	1	532
COCHIN—																				
1924-25	18	46,667	1	131	4	14,143	6	220	17	60,810	17	351	24	61,161
1925-26	18	64,206	2	4,483	11	467	20	70,689	11	467	31	71,156
1926-27	17	65,482	11	727	17	65,432	11	727	28	66,159
1927-28	20	79,007	3	8,581	6	310	23	88,188	6	310	29	88,498
1928-29	40	120,160	2	6,067	1	149	13	39,509	6	265	55	125,736	7	414	62	126,150
DHANUSHKODI—																				
1924-25	356	93,572	356	93,572	356	93,572
1925-26	363	95,426	363	95,426	363	95,426
1926-27	383	100,624	383	100,624	383	100,624
1927-28	393	103,094	393	103,094	393	103,094
1928-29	378	99,250	378	99,250	378	99,250
TOTAL OF SUBORDINATE PORTS—																				
1924-25	515	591,766	13	958	52	8,324	13	53,714	117	3,443	553	650,430	212	17,730	770	668,210
1925-26	540	579,375	6	347	78	7,812	13	52,593	122	9,719	562	631,068	208	17,878	768	649,846
1926-27	526	645,707	1	2,630	86	8,451	5	17,655	86	6,480	592	665,992	172	14,931	764	680,923
1927-28	629	795,307	8	684	61	5,931	20	60,462	75	6,341	649	861,769	144	18,006	793	874,775
1928-29	623	814,886	3	253	2	6,067	72	7,204	36	143,451	78	5,377	600	964,404	153	12,334	813	972,238
TOTAL OF ALL PORTS IN MADRAS—																				
1924-25	717	1,262,507	13	958	82	8,324	98	391,040	122	3,377	815	1,644,147	217	18,159	1,032	1,662,306
1925-26	747	1,336,343	6	347	78	7,812	132	519,943	124	9,001	879	1,856,296	208	18,000	1,037	1,874,356
1926-27	784	1,391,954	1	2,630	86	8,451	126	509,142	88	6,657	911	1,903,726	174	15,108	1,035	1,918,834
1927-28	842	1,593,275	8	684	68	16,174	142	586,363	76	6,440	934	2,179,641	147	23,298	1,131	2,502,939
1928-29	811	1,633,027	3	253	2	6,067	72	7,204	171	734,441	79	5,420	1,014	2,373,535	154	1,377	1,168	2,380,412

distinguishing their NATIONALITY, that ENTERED and CLEARED with CARGOES at each PORT in BRITISH
from 1924-25 to 1928-29—continued

CLEARED WITH CARGOES																	PORT FROM WHICH CLEARED		
BRITISH				BRITISH INDIAN				FOREIGN				NATIVE CRAFT		TOTAL					
STEAM		SAILING		STEAM		SAILING		STEAM		SAILING		SAILING		STEAM		SAILING		STEAM AND SAILING	
VS.	tons	VS.	tons	VS.	tons	VS.	tons	VS.	tons	VS.	tons	VS.	tons	VS.	tons	VS.	tons	VS.	tons
MADRAS—concluded																			
CANNANORE—																			
1924-25																			
1925-26																			
1926-27																			
1927-28																			
1928-29																			
TELICHERRY—																			
1924-25																			
1925-26																			
1926-27																			
1927-28																			
1928-29																			
KASARAGOD—																			
1924-25																			
1925-26																			
1926-27																			
1927-28																			
1928-29																			
CALICUT—																			
1924-25																			
1925-26																			
1926-27																			
1927-28																			
1928-29																			
BADAGARA—																			
1924-25																			
1925-26																			
1926-27																			
1927-28																			
1928-29																			
PONDICHERRY—																			
1924-25																			
1925-26																			
1926-27																			
1927-28																			
1928-29																			
COCHIN—																			
1924-25																			
1925-26																			
1926-27																			
1927-28																			
1928-29																			
DHANUSHKODI—																			
1924-25																			
1925-26																			
1926-27																			
1927-28																			
1928-29																			
TOTAL OF SUBORDINATE PORTS—																			
1924-25																			
1925-26																			
1926-27																			
1927-28																			
1928-29																			
TOTAL OF ALL PORTS IN MADRAS—																			
1924-25																			
1925-26																			
1926-27																			
1927-28																			
1928-29																			

BURMA

(966)

SHIPPING AT EACH PORT

No. 6—concluded

NUMBER and TONNAGE of STEAM and SAILING VESSELS, including their REPEATED VOYAGES and INDIA, in each Official Year

PORT AT WHICH ENTERED	ENTERED WITH CARGOES																			
	BRITISH				BRITISH INDIAN				FOREIGN				NATIVE CRAFT		TOTAL					
	STEAM		SAILING		STEAM		SAILING		STEAM		SAILING		SAILING		STEAM		SAILING		STEAM AND SAILING	
	vs.	tons	vs.	tons	vs.	tons	vs.	tons	vs.	tons	vs.	tons	vs.	tons	vs.	tons	vs.	tons	vs.	tons
BURMA—																				
RANGOON (CHIEF PORT)—																				
1924-25	192	635,950	9	30,836	1	206	121	328,957	322	1,025,648	1	206	323	1,025,849
1925-26	177	607,766	9	30,180	112	302,869	298	940,807	298	940,807
1926-27	183	606,794	8	24,826	94	371,221	285	902,831	285	902,831
1927-28	190	621,658	9	29,044	100	284,147	299	934,747	299	934,747
1928-29	205	677,163	13	33,610	111	326,237	329	1,042,010	329	1,042,010
ARYAB—																				
1924-25	1	4,347	1	3,381	1	8,509	3	11,737	3	11,737
1925-26	1	2,593	1	1,464	1	3,486	3	7,543	3	7,543
1926-27	1	3,190	1	3,890	2	7,080	2	7,080
1927-28
1928-29
BASSERIN—																				
1924-25	1	1,464	1	3,313	2	4,777	2	4,777
1925-26	5	16,240	5	16,240	5	16,240
1926-27
1927-28
1928-29
MERGUI—																				
1924-25	9	7,465	8	608	9	7,465	8	608	17	8,073
1925-26
1926-27	2	179	2	179	2	179
1927-28
1928-29	17	16,853	1	76	17	16,929	1	76	18	16,929	
MOULMEIN—																				
1924-25	7	7,475	3	10,575	10	18,050	10	18,050
1925-26	1	2,776	1	3,197	2	5,973	2	5,973
1926-27	1	1,335	2	5,633	3	6,974	3	6,974
1927-28
1928-29	2	2,895	2	2,895	2	2,895	
TAVOY—																				
1924-25	9	9,075	2	98	9	9,075	2	98	11	9,173
1925-26	1	62	1	62	1	62
1926-27
1927-28	3	169	3	169	3	169
1928-29	1	322	3	279	1	322	3	279	4	601
VICTORIA POINT—																				
1924-25	43	32,156	3	30	43	32,156	3	30	46	32,186
1925-26	44	42,024	1	31	44	42,024	1	31	45	42,045
1926-27	39	45,148	12	79	39	45,148	12	79	51	45,227
1927-28	44	43,326	31	235	44	43,326	31	235	75	43,561
1928-29	76	52,331	19	145	76	52,331	19	145	95	52,476
TOTAL OF SUBORDINATE PORTS—																				
1924-25	70	62,482	1	3,381	5	17,397	13	736	76	83,260	13	736	89	83,996
1925-26	46	47,393	1	1,464	7	22,923	2	88	54	71,780	2	88	56	71,868
1926-27	41	49,674	3	9,523	14	258	44	59,202	14	258	58	59,460
1927-28	44	43,326	34	404	44	43,326	34	404	78	43,730
1928-29	95	72,129	1	322	1	76	22	424	96	72,451	23	500	119	72,951
TOTAL OF ALL PORTS (5 BURMA—)																				
1924-25	362	723,432	10	34,217	1	206	126	346,254	13	736	368	1,108,903	14	942	412	1,109,845
1925-26	223	655,158	10	31,644	119	325,785	2	88	352	1,012,587	2	83	354	1,012,670
1926-27	224	656,463	8	24,826	97	230,739	14	258	329	962,033	14	258	343	962,291
1927-28	234	664,832	9	29,044	100	234,147	34	404	343	978,073	34	404	377	978,477
1928-29	300	749,293	13	33,610	112	326,559	1	76	23	434	425	1,114,461	23	500	448	1,114,961

SHIPPING AT EACH PORT

distinguishing their NATIONALITY, that ENTERED and CLEARED with CARGOES at each PORT in BRITISH from 1924-25 to 1928-29--concluded

CLEARED WITH CARGOES

Table with columns: BRITISH (STEAM, SAILING), BRITISH INDIAN (STEAM, SAILING), FOREIGN (STEAM, SAILING), NATIVE CRAFT (SAILING), TOTAL (STEAM, SAILING, STEAM AND SAILING), and PORT FROM WHICH CLEARED. Rows list years (e.g., 1924-25, 1925-26) and tonnage for various ports including Rangoon, Akyab, Bassein, Mergui, Moulmein, Tavoy, and Victoria Point.

BOMBAY—SIND—MADRAS SHIPPING AT EACH PORT

(970)

No. 7—continued

NUMBER and TONNAGE of STEAM and SAILING VESSELS, including their REPEATED VOYAGES and INDIA, in each Official Year

PORT AT WHICH ENTERED	ENTERED IN BALLAST																			
	BRITISH				BRITISH INDIAN				FOREIGN				NATIVE CRAFT		TOTAL					
	STEAM		SAILING		STEAM		SAILING		STEAM		SAILING		SAILING		STEAM		SAILING		STEAM AND SAILING	
	vr.	tons	vr.	tons	vr.	tons	vr.	tons	vr.	tons	vr.	tons	vr.	tons	vr.	tons	vr.	tons	vr.	tons
BOMBAY—continued																				
TOTAL OF SUBORDINATE PORTS—																				
1924-25	3	778	3	778	3	778	
1925-26
1926-27	4	565	4	565	4	565	
1927-28
1928-29
TOTAL OF ALL PORTS IN BOMBAY—																				
1924-25	36	114,129	13	32,936	4	937	49	146,965	4	937	53	147,902	
1925-26	32	93,250	4	10,843	4	366	36	103,893	4	366	40	104,759	
1926-27	25	84,866	8	39,658	3	631	33	124,024	3	631	36	124,655	
1927-28	31	92,417	7	24,872	4	565	38	117,269	4	565	42	117,834	
1928-29	36	146,080	9	26,160	45	171,240	45	171,240	
SIND—																				
KARACHI (Chief Port)—																				
1924-25	136	374,569	4	9,389	40	117,359	10	914	179	501,297	10	914	189	502,211
1925-26	34	112,839	2	4,784	4	8,053	16	1,212	40	125,676	16	1,212	56	126,888
1926-27	13	37,549	5	12,527	4	14,580	14	1,064	22	64,656	14	1,064	36	65,720
1927-28	26	74,890	5	13,251	6	25,218	58	5,935	36	113,359	56	5,935	92	119,294
1928-29	38	95,006	13	35,528	7	28,365	77	7,138	53	156,399	77	7,138	130	164,037
MADRAS—																				
FORT SAINT GEORGE (Chief Port)—																				
1924-25	8	23,964	4	14,562	1	68	12	38,526	1	68	13	38,594
1925-26	11	36,021	3	9,048	3	234	14	45,069	3	234	17	45,303
1926-27	24	81,068	11	46,212	3	151	35	127,280	2	151	37	127,431
1927-28	8	31,294	1	174	11	34,352	19	65,646	1	174	20	65,820	
1928-29	12	42,790	1	94	14	51,779	26	94,569	1	94	27	94,663	
GOPALPUR—																				
1924-25
1925-26
1926-27
1927-28
1928-29	1	1,230	1	1,230	1	1,230	
VILGAPATAM—																				
1924-25	9	26,535	5	14,982	14	41,417	14	41,417	
1925-26	10	33,847	3	7,092	13	40,939	13	40,939	
1926-27	1	2,870	3	3,144	4	11,014	4	11,014	
1927-28	3	12,049	2	4,522	5	16,571	5	16,571	
1928-29	3	8,145	2	3,060	5	16,206	5	16,206	
CANNIGAPATAM—																				
1924-25
1925-26
1926-27
1927-28
1928-29
BINGGAPATAM—																				
1924-25
1925-26
1926-27	1	3,708	1	3,708	1	3,708	
1927-28
1928-29	1	3,255	1	2,946	2	6,201	2	6,201	
COGANADA—																				
1924-25	2	5,789	8	1,088	2	4,996	6	885	4	10,785	14	1,023	18	12,703
1925-26	2	6,356	8	1,076	1	4,384	3	484	3	10,740	11	1,510	14	12,250
1926-27	2	6,826	4	459	4	630	2	6,326	8	1,239	10	8,115
1927-28	2	5,949	2	315	3	9,454	2	294	5	15,403	4	599	9	16,002
1928-29	4	9,908	1	280	3	398	8	26,578	13	36,706	3	393	16	37,104	

BOMBAY—SIND—MADRAS
SHIPPING AT EACH PORT

distinguishing their NATIONALITY, that ENTERED and CLEARED in BALLAST at each PORT in BRITISH
from 1924-25 to 1928-29—continued

CLEARED IN BALLAST																		PORT FROM WHICH CLEARED	
BRITISH				BRITISH INDIAN				FOREIGN				NATIVE CRAFT		TOTAL					
STEAM		SAILING		STEAM		SAILING		STEAM		SAILING		SAILING		STEAM		SAILING			STEAM AND SAILING
vr.	tons	vr.	tons	vr.	tons	vr.	tons	vr.	tons	vr.	tons	vr.	tons	vr.	tons	vr.	tons	vr.	tons
																		BOMBAY—continued	
																		TOTAL OF SUBORDINATE PORTS—	
..	1	85	1	85	1	85
..
..
..
..
																		TOTAL OF ALL PORTS IN BOMBAY—	
42	142,222	7	24,677	5	928	49	106,899	5	928	54	107,827
60	232,941	10	32,829	4	564	70	272,770	4	564	74	273,334
69	278,193	15	60,648	7	1,162	84	338,838	7	1,162	91	334,998
40	198,224	12	42,243	61	240,467	61	240,467
56	210,042	14	43,692	1	250	70	253,734	1	250	71	253,984
																		SIND—	
																		KARACHI (CHIEF PORT)	
14	48,201	1	2,758	3	11,400	18	62,359	18	62,359
23	72,627	1	3,334	4	15,773	11	793	28	91,734	11	793	39	92,527
31	105,877	5	10,756	4	11,705	3	178	40	128,338	3	178	43	128,516
21	65,412	3	7,736	8	28,609	8	824	32	101,757	8	824	40	102,581
41	125,498	5	18,262	10	38,189	5	371	56	176,944	5	371	61	177,315
																		MADRAS—	
																		FORT SAINT GEORGE (CHIEF PORT)—	
4	12,524	2	4,544	6	17,068	6	17,068
7	15,747	2	1,432	9	17,179	9	17,179
19	52,618	1	152	3	3,529	1	112	21	56,147	2	264	23	56,411
34	98,626	7	16,188	41	114,714	41	114,714
32	96,575	1	1,899	8	22,909	41	121,383	41	121,383
																		GOPALPUR—	
..
..
..
..
..
																		VELGAPATAM—	
..
..
..	1	84	1	84	1	84
..
..
																		CALINGAPATAM—	
..
..
..
..
..
																		BINDIPATAM—	
..
..
..
..
..
																		COBANADA—	
..
..	1	5,177	1	104	1	5,177	1	104	2	5,281
..	2	8,598	2	8,598	2	8,598
..	2	8,009	2	8,009	2	8,009
..	1	14	1	179	1	14	1	179	2	193

SHIPPING AT EACH PORT

No. 7—continued

NUMBER and TONNAGE of STEAM and SAILING VESSELS, including their REPEATED VOYAGES an INDIA, in each Official Year

PORT AT WHICH ENTERED	ENTERED IN BALLAST																					
	BRITISH				BRITISH INDIAN				FOREIGN				NATIVE CRAFT		TOTAL							
	STEAM		SAILING		STEAM		SAILING		STEAM		SAILING		SAILING		STEAM		SAILING		STEAM AND SAILING			
vs.	tons	vs.	tons	vs.	tons	vs.	tons	vs.	tons	vs.	tons	vs.	tons	vs.	tons	vs.	tons	vs.	tons	vs.	tons	
MADRAS—continued																						
MASULIPATAM—																						
1924-25	7	1,498	7	1,753	24	3,246	24	3,246	
1925-26	3	805	13	1,244	16	2,049	16	2,049	
1926-27	1	148	10	1,040	11	1,197	11	1,197	
1927-28	1	207	13	1,535	14	1,742	14	1,742	
1928-29	4	770	9	975	18	1,745	13	1,745	
NIZAMPATNAM—																						
1924-25	1	165	1	165	1	165	
1925-26	1	77	1	77	1	77	
1926-27	
1927-28	1	97	1	97	1	97	
1928-29	
NARSAPUR—																						
1924-25	
1925-26	
1926-27	
1927-28	
1928-29	
KOTAPATNAM—																						
1924-25	1	80	1	80	1	80	
1925-26	1	207	1	68	2	275	2	275	
1926-27	
1927-28	
1928-29	
CHIDAMBARAM—																						
1924-25	3	8,108	3	9,065	6	17,173	6	17,173	
1925-26	2	8,185	1	86	2	7,314	4	15,499	1	86	5	15,585	
1926-27	1	8,181	5	723	2	9,985	2	122	3	13,116	7	845	10	13,961	
1927-28	1	1,045	1	78	1	2,091	6	547	2	3,136	7	625	9	3,761	
1928-29	4	505	4	11,253	3	291	4	11,253	7	801	11	12,054	
PORTO NOVO—																						
1924-25	3	9,564	11	351	3	9,564	11	851	14	9,915	
1925-26	1	136	3	51	4	187	4	187	
1926-27	1	3,199	5	621	1	5,830	24	1,989	2	9,029	29	2,610	31	11,639	
1927-28	1	4,759	6	1,056	27	1,952	1	4,759	33	3,008	34	7,767	
1928-29	23	1,903	28	1,903	28	1,903	
TIRUMALVIZHAL—																						
1924-25	
1925-26	1	17	1	17	1	17	
1926-27	1	155	1	119	3	168	5	437	5	437	
1927-28	6	418	6	418	6	418	
1928-29	13	1,336	8	700	21	2,036	21	2,036	
NEGAPATAM—																						
1924-25	4	11,736	6	523	4	562	1	2,217	18	462	5	13,953	23	1,547	33	15,500
1925-26	4	10,646	1	37	4	461	1	2,341	18	346	5	12,987	18	344	23	13,331
1926-27	5	18,264	2	254	1	699	2	9,362	38	1,027	7	27,626	41	1,980	48	29,606
1927-28	21	69,607	4	267	3	623	1	2,224	15	592	21	72,131	22	1,507	43	73,638
1928-29	13	43,976	1	67	3	323	2	5,758	25	873	15	49,734	29	1,263	44	51,002

SHIPPING AT EACH PORT

No. 7—continued

NUMBER and TONNAGE of STEAM and SAILING VESSELS, including their REPEATED VOYAGES and INDIA, in each Official Year

PORT AT WHICH ENTERED	ENTERED IN BALLAST																			
	BRITISH				BRITISH INDIAN				FOREIGN				NATIVE CRAFT		TOTAL					
	STEAM		SAILING		STEAM		SAILING		STEAM		SAILING		SAILING		STEAM		SAILING		STEAM AND SAILING	
	vs.	tons	vs.	tons	vs.	tons	vs.	tons	vs.	tons	vs.	tons	vs.	tons	vs.	tons	vs.	tons	vs.	tons
MADRAS—continued																				
PANDRAN—																				
1924-25	24	2,855	50	2,278	74	4,633	74	4,633
1925-26	2	36	9	697	35	1,005	46	2,333	46	2,333
1926-27	19	1,910	21	1,251	40	3,061	40	3,061
1927-28	14	1,351	10	504	24	1,855	24	1,855
1928-29	11	1,106	7	459	18	1,565	18	1,565
TONDUR—																				
1924-25	2	49	2	49	2	49
1925-26	1	11	1	11	1	11
1926-27
1927-28	1	29	1	29	1	29
1928-29
VIZAGAPUR—																				
1924-25	1	3,759	7	707	21	1,901	1	3,759	28	2,608	29	6,367
1925-26	1	4,211	16	2,012	1	3,453	29	1,686	2	7,664	45	3,608	47	11,362
1926-27	6	16,528	15	1,677	1	4,798	8	774	7	21,826	23	2,451	30	23,777
1927-28	3	3,062	13	1,739	6	752	8	3,962	19	2,491	22	6,453
1928-29	9	16,132	8	862	1	4,286	8	766	10	20,418	16	1,823	26	22,046
KAYALPATNAM—																				
1924-25
1925-26
1926-27
1927-28
1928-29
KULASKHARAPATNAM—																				
1924-25
1925-26
1926-27
1927-28
1928-29
MANTALORE—																				
1924-25	2	344	2	270	1	120	5	734	5	734
1925-26	1	85	6	821	8	1,390	15	2,296	15	2,296
1926-27	1	81	3	518	7	1,056	11	1,655	11	1,655
1927-28	2	254	3	368	1	3,402	2	299	1	3,402	7	921	8	4,413
1928-29	3	7,218	1	99	2	374	3	7,218	3	473	6	7,691
MALPE—																				
1924-25
1925-26	1	112	1	112	1	112
1926-27	1	143	2	300	3	443	3	443
1927-28	4	422	1	188	5	610	5	610
1928-29	1	179	1	179	1	179

distinguishing their NATIONALITY, that ENTERED and CLEARED in BALLAST at each PORT in BRITISH from 1924-25 to 1928-29—continued

CLEARED IN BALLAST																PORT FROM WHICH CLEARED				
BRITISH		BRITISH INDIAN				FOREIGN				NATIVE CRAFT		TOTAL								
STEAM		SAILING		STEAM		SAILING		STEAM		SAILING		STEAM		SAILING			STEAM AND SAILING			
vs.	tons	vs.	tons	vs.	tons	vs.	tons	vs.	tons	vs.	tons	vs.	tons	vs.	tons	vs.	tons			
..	22	2,085	64	2,051	86	4,136	86	4,136	MADRAS—continued
..	..	3	54	1	44	18	399	17	497	17	497	PANBANI—
..	1	86	6	151	7	237	7	237	1924-25
..	3	502	3	98	6	600	6	600	1925-26
1	262	2	209	4	463	1	262	6	672	7	934	1926-27
..	1	274	1	274	1	274	1927-28
2	1,342	1	99	3	1,096	1	112	1	1,342	5	1,307	6	2,649	1928-29
..	2	307	1	99	3	406	3	406	TONDI—
..	..	1	699	1	74	2	773	2	773	1924-25	
..	2	823	2	823	2	823	1925-26	
6	19,167	1	155	11	759	6	19,167	12	914	18	20,081	1926-27
4	13,193	5	208	4	13,193	5	208	9	13,404	1927-28
6	19,536	2	4,498	1	17	8	24,032	1	17	9	24,049	1928-29
4	10,291	2	4,330	6	14,621	6	14,621	TONCORIN—
10	20,235	1	5,313	11	25,598	11	25,598	1924-25
..	1925-26
..	1926-27
..	1927-28
..	1928-29
..	KAYALPATNAM—
..	1924-25
..	1925-26
..	1926-27
..	1927-28
..	1928-29
..	KULASAPURAPATNAM—
..	1924-25
..	1925-26
..	1	104	1	104	1	104	1926-27	
..	1927-28
..	1928-29
..	MANGALORE—
..	1924-25
..	1925-26
..	1	82	1	82	1	82	1926-27
..	1927-28
1	119	1	119	1	119	1928-29
..	MALPE—
..	1924-25
..	1925-26
..	1926-27
..	1927-28
..	1928-29

MADRAS
SHIPPING AT EACH PORT

(978)

No. 7—continued

NUMBER and TONNAGE of STEAM and SAILING VESSELS, including their REPEATED VOYAGES and INDIA, in each Official Year

PORT AT WHICH ENTERED	ENTERED IN BALLAST																				
	BRITISH				BRITISH INDIAN				FOREIGN				NATIVE CRAFT		TOTAL						
	STEAM		SAILING		STEAM		SAILING		STEAM		SAILING		SAILING		STEAM		SAILING		STEAM AND SAILING		
vs.	tons	vs.	tons	vs.	tons	vs.	tons	vs.	tons	vs.	tons	vs.	tons	vs.	tons	vs.	tons	vs.	tons		
MADRAS—concluded																					
CANNANORE—																					
1924-25	
1925-26	
1926-27	
1927-28	
1928-29	
TELLICHERRY—																					
1924-25	
1925-26	
1926-27	1	3,864	1	3,864	1	3,864	..	
1927-28	1	3,048	1	3,048	1	3,048	..	
1928-29	
CALICUT—																					
1924-25	1	85	8	823	9	1,795	18	2,708	18	2,708	
1925-26	3	256	12	1,578	12	2,028	27	3,862	27	3,862	
1926-27	17	2,107	..	6,415	17	2,564	1	5,415	34	4,071	35	10,086	
1927-28	2	6,433	5	649	8	1,090	2	9,727	14	2,027	4	16,160	27	3,766	31	19,926	
1928-29	4	11,158	7	732	2	244	6	1,216	4	11,158	15	2,192	19	13,350	
PONANI—																					
1924-25	6	785	6	785	6	785	
1925-26	2	160	2	160	2	160	2	160
1926-27	7	848	3	858	10	1,204	10	1,204	
1927-28	9	1,149	9	1,149	9	1,149	9	1,149
1928-29	
COCHIN—																					
1924-25	1	58	1	58	1	58	1	58
1925-26	1	155	1	113	2	268	2	268	
1926-27	8	12,853	1	217	5	541	3	12,853	6	768	9	13,611	
1927-28	1	58	7	6,421	3	276	1	3,421	4	334	5	3,755	
1928-29	1	531	2	146	1	112	1	531	3	258	4	789	
DHANUSHERODI—																					
1924-25	10	2,624	10	2,624	10	2,624	10	2,624
1925-26	1	264	1	26	1	264	1	26	2	292	
1926-27	10	2,622	10	2,622	10	2,622	10	2,622
1927-28	11	2,883	11	2,883	11	2,883	11	2,883
1928-29	10	2,620	10	2,620	10	2,620	10	2,620
COONDAPUR—																					
1924-25	
1925-26	
1926-27	
1927-28	
1928-29	
TOTAL OF SUBORDINATE PORTS—																					
1924-25	32	63,115	10	996	118	11,119	11	31,160	188	12,000	43	99,275	311	24,205	354	123,460	
1925-26	20	63,509	7	414	125	11,523	8	24,584	166	10,534	28	83,098	208	22,471	326	110,604	
1926-27	30	70,157	4	490	174	16,544	11	47,242	154	12,980	41	117,399	332	30,014	373	147,413	
1927-28	44	110,085	12	1,226	167	14,926	11	34,031	125	10,685	55	144,966	304	26,787	359	171,753	
1928-29	48	102,938	8	799	1	230	144	10,799	19	60,106	117	8,888	68	163,274	269	20,486	337	183,760	
TOTAL OF ALL PORTS IN MADRAS—																					
1924-25	40	92,079	10	900	118	11,119	15	45,722	184	12,158	55	137,801	312	24,273	367	162,074	
1925-26	31	99,530	7	414	125	11,523	13	33,632	169	10,763	42	133,163	301	22,705	343	155,867	
1926-27	54	151,223	4	490	174	16,544	22	63,454	156	13,131	76	244,679	334	30,165	410	274,844	
1927-28	52	141,329	12	1,226	168	15,100	22	69,281	125	10,685	74	210,612	305	26,961	379	237,573	
1928-29	60	145,728	8	799	1	230	145	10,893	33	111,895	117	8,888	94	257,343	270	20,580	364	278,423	

MADRAS
SHIPPING AT EACH PORT

distinguishing their NATIONALITY, that ENTERED and CLEARED in BALLAST at each PORT in BRITISH
from 1924-25 to 1928-29—continued

CLEARED IN BALLAST																		PORT FROM WHICH CLEARED		
BRITISH				BRITISH INDIAN				FOREIGN				NATIVE CRAFT		TOTAL						
STEAM		SAILING		STEAM		SAILING		STEAM		SAILING		SAILING		STEAM		SAILING			STEAM AND SAILING	
VS.	TONS	VS.	TONS	VS.	TONS	VS.	TONS	VS.	TONS	VS.	TONS	VS.	TONS	VS.	TONS	VS.	TONS	VS.	TONS	
MADRAS—concluded																				
CANNANORE—																				
1	3,191	1	3,191	1	3,191	
1	3,191	1	3,191	1	3,191	
1	3,208	1	3,208	1	3,208	
..	
..	
TELICHERRY—																				
1	2,978	1	2,978	1	2,978	
..	
..	
2	7,076	2	7,076	2	7,076	
..	
..	
CALCUT—																				
..	2	250	2	250	2	250	
..	1	76	1	76	1	76	
..	
..	
4	10,592	3	280	4	10,592	3	280	7	10,872	
..	
..	
..	
..	
PONANI—																				
..	
..	
..	
..	
COCHIN—																				
2	5,400	1	4,800	3	10,200	3	10,200	
1	4,073	1	2,593	3	10,231	5	16,927	5	16,927	
2	7,976	1	142	2	7,976	1	142	3	8,118	
2	6,443	2	6,558	4	12,906	4	12,906	
3	10,842	2	7,004	5	18,746	5	18,746	
DHANUSHKODI—																				
4	1,048	4	1,048	4	1,048	
1	262	1	262	1	262	
..	
3	790	3	790	3	790	
1	262	1	262	1	262	
CUORNARPOOR—																				
..	
..	
..	
..	
..	
TOTAL OF SUBORDI- NATE PORTS—																				
14	31,784	2	105	27	2,868	1	4,800	114	3,651	15	36,584	143	6,624	153	43,208	
8	22,064	5	227	1	2,593	11	2,214	4	15,433	34	1,425	13	40,005	50	3,866	63	43,871	
14	51,409	7	699	4	12,094	12	636	18	64,608	19	1,227	37	65,790	
14	28,555	1	699	7	366	6	18,892	6	189	20	47,447	14	1,754	34	49,201	
20	42,362	11	1,857	4	18,231	11	1,008	24	55,698	22	2,865	46	58,463	
TOTAL OF ALL PORTS IN MADRAS—																				
18	44,308	2	105	27	2,868	3	9,344	114	3,651	21	53,652	143	6,624	164	60,276	
15	37,811	5	227	1	2,593	11	2,214	6	16,870	34	1,425	22	57,274	50	3,866	72	61,140	
38	104,027	8	851	6	16,623	13	700	39	120,650	21	1,561	60	122,201	
48	127,081	1	699	7	366	13	35,080	6	139	61	162,161	14	1,754	75	163,915	
52	138,937	1	1,809	11	1,857	12	36,140	11	1,008	65	176,976	22	2,865	87	179,841	

SHIPPING AT EACH PORT

No. 7—concluded

NUMBER and TONNAGE of STEAM and SAILING VESSELS, including their REPEATED VOYAGES and INDIA, in each Official Year

PORT AT WHICH ENTERED	ENTERED IN BALLAST																			
	BRITISH				BRITISH INDIAN				FOREIGN				NATIVE CRAFT		TOTAL					
	STEAM		SAILING		STEAM		SAILING		STEAM		SAILING		SAILING		STEAM		SAILING		STEAM AND SAILING	
vs.	tons	vs.	tons	vs.	tons	vs.	tons	vs.	tons	vs.	tons	vs.	tons	vs.	tons	vs.	tons	vs.	tons	
BURMA—																				
RANGOON (CHIEF PORT)—																				
1924-25	89	118,724	20	64,087	59	177,791	56	177,791	
1925-26	48	127,755	3	5,225	50	146,709	96	270,689	96	270,689	
1926-27	44	136,627	1	1,484	4	1,111	48	162,913	93	291,004	4	1,111	97	292,115	
1927-28	26	76,728	2	5,687	25	74,694	53	157,109	53	157,109	
1928-29	33	95,398	25	44,301	58	140,199	53	140,199	
ARAKAN—																				
1924-25	9	24,078	42	9,390	9	24,078	42	9,390	51	33,468	
1925-26	12	34,683	82	7,392	12	34,683	32	7,392	44	42,075	
1926-27	4	9,109	20	4,654	1	4,798	5	13,907	20	4,654	25	18,561	
1927-28	1	3,807	3	7,935	24	4,666	4	11,242	24	4,066	28	15,908	
1928-29	5	10,786	1	1,464	43	10,436	1	1,238	1	35	13,533	44	10,471	51	24,004	
BASSEIN—																				
1924-25	12	40,040	14	48,861	26	88,901	26	88,901	
1925-26	14	45,787	10	31,530	24	77,317	24	77,317	
1926-27	13	43,407	2	474	4	12,166	17	55,593	2	474	19	56,067	
1927-28	3	9,292	3	9,292	3	9,292	
1928-29	18	58,238	1	1,859	19	60,097	19	60,097	
MERGU—																				
1924-25	5	192	5	192	5	192	
1925-26	1	9	1	9	1	9	
1926-27	
1927-28	
1928-29	2	5,757	3	30	2	5,757	3	30	5	5,757	
MOULMEIN—																				
1924-25	16	41,855	2	304	8	25,345	24	67,700	2	304	26	68,004	
1925-26	7	13,232	2	5,323	1	296	7	22,230	16	45,820	1	296	17	46,116	
1926-27	10	30,633	4	10,472	5	1,154	7	20,090	21	61,200	5	1,154	26	62,354	
1927-28	15	42,426	1	2,211	1	180	4	11,056	20	55,698	1	180	21	55,878	
1928-29	16	44,845	5	1,240	15	44,845	5	1,240	20	46,085	
TAVOY—																				
1924-25	
1925-26	
1926-27	
1927-28	
1928-29	
IGORIA POINT—																				
1924-25	1	8	1	8	1	8	
1925-26	
1926-27	15	162	15	162	15	162	
1927-28	15	152	15	152	15	152	
1928-29	20	186	20	186	20	186	
TOTAL OF SUBORDINATE PORTS—																				
1924-25	37	105,973	44	9,694	22	74,706	6	200	59	180,679	50	9,894	109	190,573
1925-26	33	98,732	2	5,323	33	7,683	17	58,760	1	9	52	187,820	34	7,697	86	195,517
1926-27	27	83,154	4	10,472	27	6,282	12	37,074	15	162	43	180,700	42	6,444	85	187,144
1927-28	19	55,025	4	10,146	25	4,346	4	11,056	15	152	27	76,227	40	4,998	67	81,225
1928-29	40	110,626	1	1,464	48	11,682	2	3,142	24	251	43	124,233	72	11,983	115	136,216
TOTAL OF ALL PORTS IN BURMA—																				
1924-25	76	219,697	44	9,694	42	138,773	6	200	118	358,470	50	9,894	168	368,364
1925-26	76	226,487	5	10,553	28	7,683	67	200,469	1	9	148	437,509	34	7,697	182	445,206
1926-27	71	219,781	5	11,936	31	7,393	60	189,937	15	162	136	421,704	46	7,556	182	429,260
1927-28	45	131,753	6	15,833	25	4,346	29	85,760	15	152	80	233,336	40	4,998	120	238,334
1928-29	73	215,624	1	1,464	48	11,682	27	47,443	24	251	101	284,431	72	11,983	178	276,364

BURMA
SHIPPING AT EACH PORT

distinguishing their NATIONALITY, that ENTERED and CLEARED in BALLAST at each PORT in BRITISH from 1924-25 to 1928-29—concluded

CLEARED IN BALLAST																PORT FROM WHICH CLEARED				
BRITISH				BRITISH INDIAN				FOREIGN				NATIVE CRAFT		TOTAL						
STEAM		SAILING		STEAM		SAILING		STEAM		SAILING		SAILING		STEAM			SAILING		STEAM AND SAILING	
vs.	tons	vs.	tons	vs.	tons	vs.	tons	vs.	tons	vs.	tons	vs.	tons	vs.	tons	vs.	tons	vs.	tons	
BURMA—																				
RANGOON (CHIEF PORT)—																				
2	4,264	2	4,264	2	4,264
6	20,822	2	7,635	8	28,457	8	28,457
6	21,028	2	17,921	8	38,944	8	38,944
12	41,167	3	10,230	2	18,400	17	64,806	17	64,806
8	34,458	1	3,817	1	1,230	10	39,505	10	39,505
..
AKYAB—																				
..
..
..
1	3,240	1	3,240	1	3,240
..
DASSAUN—																				
..
..
..
..
..
MERCUR—																				
..
..
..
..
..
..
MOULMIN—																				
..
..
..
..	1	3,111	1	3,111	1	3,111
..
..
TAVOY—																				
..
..
..
..
..
..	1	822	1	822	1	822
..
VICTORIA POINT—																				
..
..
..	1	10	1	10
..	2	12	2	12
..	2	24	2	24
..
TOTAL OF SUBORDINATE PORTS--																				
..
..
..	1	10	1	10
..	2	6,851	2	12	4	6,868
1	3,240	1	3,111	2	822	2	24	3	346
..
TOTAL OF ALL PORTS IN BURMA--																				
2	4,264	2	4,264	2	4,264
6	20,822	2	7,635	8	28,457	8	28,457
6	21,028	2	17,921	8	38,944	1	10	9	38,954
12	41,167	3	10,230	3	16,520	19	71,157	2	12	21	71,169
8	34,458	1	3,817	2	1,552	11	39,827	2	24	13	39,851

GENERAL TABLES
SHIPPING

(982)

No. 8

TRADE WITH EACH COUNTRY

NUMBER and TONNAGE of STEAM and SAILING VESSELS, including their REPEATED VOYAGES
distinguishing the NATIONALITY of the vessels employed in the

COUNTRIES WHENCE ENTERED AND TO WHICH CLEARED	NATIONALITY								
	BRITISH (OTHER THAN BRITISH INDIAN)				BRITISH INDIAN (OTHER THAN NATIVE CRAFT)				
	Entered		Cleared		Entered		Cleared		
	vessels	tons	vessels	tons	vessels	tons	vessels	tons	
UNITED KINGDOM AND BRITISH POSSESSIONS—									
UNITED KINGDOM	440	2,050,611	376	1,729,694	
CHANNEL ISLANDS	9	28,884	
GIBRALTAR	1	2,186	
MALTA AND GOZO	
ADEN AND DEPENDENCIES	33	91,323	2	9,782	1	1,331	
BAHRAIN ISLANDS	
MALDIVES	4	657	1	203	5	860	
UNTION	519	376,308	597	550,445	1	3,113	3	6,524	
STRAITS SETTLEMENTS (INCLUDING LABUAN)	11	874	29	3,031	64	6,583	264	31,558	
FEDERATED MALAY STATES	250	601,571	269	663,606	
BRITISH BORNEO	1	3,756	8	23,040	1	64	
HONGKONG	4	11,592	
GOLD COAST	7	14,493	12	36,633	
NIGERIA	
CAPE OF GOOD HOPE	1	2,538	18	51,573	
NATAL	66	191,033	29	99,087	
MAURITIUS AND DEPENDENCIES (INCLUDING SEYCHELLES)	6	19,511	0	35,958	3	8,898	
KENYA COLONY (INCLUDING ZANZIBAR AND PENBA)	12	30,616	13	32,086	
TANGANYIKA TERRITORY	
SOMALILAND	2	4,314	
ANGLO-EGYPTIAN SUDAN	3	9,366	
OSAKADA	
BRITISH WEST INDIA ISLANDS	3	8,179	
BRITISH GUYANA	
AUSTRALIAN COMMONWEALTH	63	237,398	35	211,813	
TERRITORY OF PAPUA (BR. NEW GUINEA)	1	233	1	3,241	
NEW ZEALAND	1	3,736	3	13,173	
FJI ISLANDS	
TOTAL UNITED KINGDOM AND BRITISH POSSESSIONS	1,408	3,698,171	1,385	3,406,376	3	7,685	6	15,422	
	15	1,531	29	3,031	65	6,736	270	32,482	
	Total	1,423	3,699,702	1,414	3,499,407	68	14,421	276	47,904
FOREIGN COUNTRIES—									
RUSSIA	
GEORGIA	
SWEDEN	1	3,135	
NORWAY	1	3,611	
DENMARK	
POLAND	
GERMANY	8	83,924	57	197,997	
NETHERLANDS	11	32,593	
BELGIUM	22	101,388	69	230,053	
FRANCE	6	26,557	60	223,098	
SPAIN	7	20,008	
PORTUGAL	
AZORES	
ITALY	4	12,271	
YUNES	2	5,750	
AUSTRIA	
HUNGARY	
ROMANIA	1	2,359	
GREECE	1	1,336	
TURKEY, EUROPEAN	
TURKEY, ASIATIC	1	3,083	

AND NATIONALITY OF VESSELS

that ENTERED and CLEARED with CARGOES from and to each COUNTRY at PORTS in BRITISH INDIA,
Trade with each country, in the Official Year 1928-29.

NATIONALITY												COUNTRIES WHENCE ENTERED AND TO WHICH CLEARED
DANISH				DUTCH				GERMAN				
Entered		Cleared		Entered		Cleared		Entered		Cleared		
vessels	tons	vessels	tons	vessels	tons	vessels	tons	vessels	tons	vessels	tons	
..	2	8,581	UNITED KINGDOM AND BRITISH POSSESSIONS—
..	Steam } UNITED KINGDOM
..	Sailing } CHANNEL ISLANDS
..	Steam } GIBRALTAR
..	Steam } MALTA AND GOZO
..	Steam } ADM AND DEPENDENCIES
..	Sailing } BAHRAIN ISLANDS
..	Steam } MALDIVES
..	1	4,679	Sailing } CEYLON
..	Steam } STRAITS SETTLEMENTS (INCLUDING LABUAN)
..	Sailing } FEDERATED MALAY STATES
..	Steam } BRITISH BORNEO
..	Steam } HONGKONG
..	Steam } GOLD COAST
..	Steam } NIGERIA
..	Steam } CAPE OF GOOD HOPE
..	Steam } NAVAL
..	Steam } MAURITIUS AND DEPENDENCIES (INCLUDING REUNIONS)
..	Sailing } KENYA COLONY (INCLUDING ZANZIBAR AND PEMBA)
..	Steam } TANGANYIKA TERRITORY
..	Steam } SOMALILAND
..	Steam } ANGLO-EGYPTIAN SUDAN
..	Steam } CANADA
..	Steam } BRITISH WEST INDIA ISLANDS
..	Steam } BRITISH GUIANA
..	Steam } AUSTRALIAN COMMONWEALTH
..	Sailing } TERRITORY OF PAPUA (BR. NEW GUINEA)
..	Steam } NEW ZEALAND
..	Steam } FIJI ISLANDS
1	1,145	3	5,240	2	4,927	3	13,260	Steam } TOTAL UNITED KINGDOM AND BRITISH POSSESSIONS
..	Sailing } ..
1	1,145	3	5,240	2	4,927	3	13,260	Total } ..
..	FOREIGN COUNTRIES—
..	2	7,314	Steam } RUSSIA
..	6	21,943	Steam } GEORGIA
..	Steam } SWEDEN
..	Steam } NORWAY
..	1	4,080	Steam } DENMARK
..	Steam } POLAND
..	38	146,069	35	184,716	118	497,870	102	480,764	Steam } GERMAN
..	Sailing } ..
..	Steam } NETHERLANDS
..	2	8,870	5	10,992	2	9,846	Steam } BELGIUM
..	1	3,938	6	27,156	8	33,868	Steam } FRANCE
..	1	4,328	1	5,041	2	8,959	Sailing } ..
..	Steam } SPAIN
..	Steam } PORTUGAL
..	Steam } AZORES
..	Steam } ITALY
..	Steam } FUMS
..	Steam } AUSTRIA
..	Steam } HUNGARY
..	1	1,869	Steam } ROMANIA
..	Steam } GREECE
..	Steam } TURKEY, EUROPEAN
..	Steam } ..
..	Sailing } TURKEY, ASIATIC

GENERAL TABLES
SHIPPING

(984)

No. 8—continued

TRADE WITH EACH COUNTRY

NUMBER and TONNAGE of STEAM and SAILING VESSELS, including their REPEATED VOYAGES, that
distinguishing the NATIONALITY of the vessels employed in the

COUNTRIES WHENCE ENTERED AND TO WHICH CLEARED		NATIONALITY							
		BRITISH (OTHER THAN BRITISH INDIAN)				BRITISH INDIAN (OTHER THAN NATIVE CRAFT)			
		Entered		Cleared		Entered		Cleared	
		vessels	tons	vessels	tons	vessels	tons	vessels	tons
FOREIGN COUNTRIES—continued									
MASKAT TERRITORY AND TRUCIAL OMAN	Steam
	Sailing
OTHER NATIVE STATES IN ARABIA	Steam	15	33,520	12	32,461	15	37,018
	Sailing	104	200,837
IRAQ	Steam	139	266,853	29	104,340	11	34,812
PERNIA	Steam	79	273,506	1	1,342
HERJAN ISLAND	Steam
SUMATRA	Steam	5	16,856	8	20,582
	Sailing
JAVA	Steam	96	334,538	34	116,677
BORNEO (DUTCH)	Steam	8	10,616	1	3,161	3	8,747
CELEBES AND OTHER ISLANDS	Steam	3	8,096
SIAM	Steam	5	9,861	2	3,330
INDO-CHINA (INCLUDING COCHIN-CHINA, ETC.)	Steam	5	14,686
PHILIPPINES	Steam	1	4,813	3	8,376
FORMOSA	Steam	1	2,744
CHINA (EXCLUSIVE OF HONGKONG AND MACAO)	Steam	25	75,713	39	123,167
KOREA	Steam
JAPAN	Steam	79	338,609	89	353,649
EGYPT	Steam	6	20,885	19	63,374	3	7,323
TUNIS	Steam	1	2,915
ALGERIA	Steam
FRENCH WEST AFRICA	Steam	1	1,855
PORTUGUESE EAST AFRICA	Steam	2	6,668	4	8,215
	Sailing
MADAGASCAR	Steam
	Sailing
REUNION	Steam
GERMAN EAST AFRICA	Steam
ITALIAN EAST AFRICA (ERITREA AND SOMALILAND)	Steam	6	16,045
FRENCH SOMALILAND	Steam	1	2,548	1	2,157
	Sailing
UNITED STATES OF AMERICA	Steam	87	317,382	105	415,094	1	2,826
	Sailing
CUBA	Steam	13	37,572
	Sailing
PORTO RICO	Steam
WEST INDIES (FRENCH)	Steam
MEXICO	Steam
BRAZIL	Steam	6	21,126
COSTA RICA	Steam
URUGUAY	Steam	2	7,543
COLOMBIA	Steam	1	4,075
ARGENTINE REPUBLIC	Steam	3	6,244	10	31,353
CHILE	Steam	3	6,960	1	2,044
	Sailing
PERSIA	Steam	1	2,383
	Sailing
EQUADOR	Steam	4	12,610
OTHER ISLANDS IN THE PACIFIC	Steam
	Sailing
TOTAL FOREIGN COUNTRIES	Steam	612	1,964,642	698	2,842,780	19	46,869	22	46,866
	Sailing
	Total	612	1,964,642	698	2,842,780	19	46,869	22	46,866
TOTAL UNITED KINGDOM, BRITISH POSSESSIONS AND FOREIGN COUNTRIES	Steam	2,020	5,662,813	2,088	5,839,156	22	54,554	23	54,554
	Sailing	15	1,531	29	3,031	65	6,786	270	32,482
	Total	2,035	5,664,344	2,117	5,842,187	87	61,340	293	87,036

GENERAL TABLES
SHIPPING

AND NATIONALITY OF VESSELS

ENTERED and CLEARED with CARGOES from and to each COUNTRY at PORTS in BRITISH INDIA,
Trade with each country, in the Official Year 1928-29—continued

NATIONALITY												COUNTRIES WHENCE ENTERED AND TO WHICH CLEARED
DANISH				DUTCH				GERMAN				
Entered		Cleared		Entered		Cleared		Entered		Cleared		
vessels	tons	vessels	tons	vessels	tons	vessels	tons	vessels	tons	vessels	tons	
..	FOREIGN COUNTRIES—continued
..	Steam } MASCAT TERRITORY AND TRUCIAL
..	Sailing } OMAN
..	Steam } OTHER NATIVE STATES IN ARABIA
..	1	3,852	Steam } IRAQ
..	Steam } PERSIA
..	Steam } HENJAM ISLAND
..	12	16,576	20	24,540	Steam } SUMATRA
..	Sailing } JAV A
..	21	74,732	20	76,078	Steam } BORNEO (DUTCH)
..	3	5,818	Steam } CELEBES AND OTHER ISLANDS
..	Steam } SIAM
..	Steam } INDO-CHINA (INCLUDING COCHIN
..	1	1,850	Steam } CHINA, ETC.)
..	Steam } PHILIPPINES
..	..	1	1,145	Steam } FARMOSA
..	Steam } CHINA (EXCLUSIVE OF HONGKONG AND
..	Steam } MACAO)
..	Steam } KOREA
..	1	2,588	Steam } JAPAN
..	2	8,630	1	1,745	Steam } EGYPT
..	Steam } TUNIS
..	Steam } ALGERIA
..	Steam } FRENCH WEST AFRICA
..	Steam } PORTUGUESE EAST AFRICA
..	Sailing } MADAGASCAR
..	Steam } REUNION
..	Steam } GERMAN EAST AFRICA
..	Steam } ITALIAN EAST AFRICA (ERITREA AND
..	Steam } SOMALILAND)
..	Sailing } FRENCH SOMALILAND
..	1	1,850	Steam } UNITED STATES OF AMERICA
..	Sailing } CUBA
..	Steam } PORTO RICO
..	Steam } WEST INDIES (FRENCH)
..	Steam } MEXICO
..	Steam } BRAZIL
..	Steam } COSTA RICA
..	Steam } URUGUAY
..	Steam } COLOMBIA
..	Steam } ARGENTINE REPUBLIC
..	Steam } CHILE
..	Sailing } PERU
..	Steam } EQUADOR
..	Steam } OTHER ISLANDS IN THE PACIFIC
..	..	1	1,145	76	251,960	83	267,212	138	576,458	117	488,820	Steam } TOTAL FOREIGN COUNTRIES
..	Sailing } ..
..	..	1	1,145	76	251,960	83	267,212	138	576,458	117	488,820	Total } ..
1	1,145	1	1,145	79	257,200	85	272,139	138	576,458	120	501,580	Steam } TOTAL UNITED KINGDOM,
..	Sailing } BRITISH POSSESSIONS AND
..	Total } FOREIGN COUNTRIES
1	1,145	1	1,145	79	257,200	85	272,139	138	576,458	120	501,580	

NUMBER and TONNAGE of STEAM and SAILING VESSELS, including their REPEATED VOYAGES, that distinguishing the NATIONALITY of the vessels employed in the Trade with

COUNTRIES WHENCE ENTERED AND TO WHICH CLEARED	NATIONALITY							
	FRENCH				BELGIAN			
	Entered		Cleared		Entered		Cleared	
	vessels	tons	vessels	tons	vessels	tons	vessels	tons
UNITED KINGDOM AND BRITISH POSSESSIONS—								
UNITED KINGDOM	1	8,072
CHANNEL ISLANDS
ADEN AND DEPENDENCIES
BAHRAIN ISLANDS
MALDIVES
Ceylon	1	1,182
STRAITS SETTLEMENTS (INCLUDING LABUAN)	1	2,760	2	10,257
FEDERATED MALAY STATES
BRITISH BORNEO
HONGKONG
Cape of Good Hope
NATAL	1	4,402
MAURITIUS AND DEPENDENCIES (INCLUDING SEYCHELLES)
KENYA COLONY (INCLUDING ZANZIBAR AND PEMBA)
CANADA
BRITISH WEST INDIA ISLANDS
AUSTRALIAN COMMONWEALTH
NEW ZEALAND
Fiji Islands
TOTAL UNITED KINGDOM AND BRITISH POSSESSIONS	2	7,171	3	11,889	1	8,072
FOREIGN COUNTRIES—								
Russia
GEORGIA
SWEDEN
NORWAY
DENMARK
POLAND
GERMANY	1	4,008
NETHERLANDS
BELGIUM	1	5,196
FRANCE	14	78,040	15	78,990	1	8,178
SPAIN
PORTUGAL
ITALY
PYRM
AUSTRIA
HUNGARY
ROMANIA
GREECE
TURKEY, ASIATIC
SYRIA
MASCAT TERRITORY AND TRUCIAL OMAN
IRAQ
PERIA
SUMATRA
JAVA	1	3,178
BORNEO (DUTCH)
Celebes and other islands
SIAM
INDO-CHINA (INCLUDING COCHIN-CHINA, ETC.)
PHILIPPINES	14	70,654	12	62,782
CHINA (EXCLUSIVE OF HONGKONG AND MACAO)	1	4,287
JAPAN
EGYPT
TUNIS
PORTUGUESE EAST AFRICA
MADAGASCAR
REUNION
GERMAN EAST AFRICA
ITALIAN EAST AFRICA (ERITREA AND SOMALILAND)
FRENCH SOMALILAND
UNITED STATES OF AMERICA	1	2,760
CUBA
WEST INDIES (FRENCH)
ARGENTINE REPUBLIC
EQUADOR
TOTAL FOREIGN COUNTRIES	29	146,468	28	146,059	1	3,178	3	12,377
TOTAL	29	146,468	28	146,059	1	3,178	3	12,377
TOTAL UNITED KINGDOM, BRITISH POSSESSIONS AND FOREIGN COUNTRIES	31	153,634	31	157,448	1	3,178	4	15,449
TOTAL	31	153,634	31	157,448	1	3,178	4	15,449

AND NATIONALITY OF VESSELS

ENTERED and CLEARED with CARGOES from and to each COUNTRY at PORTS in BRITISH INDIA, each country, in the Official Year 1928-29—continued.

NATIONALITY								COUNTRIES WHENCE ENTERED AND TO WHICH CLEARED
ITALIAN				NORWEGIAN				
Entered		Cleared		Entered		Cleared		
vessels	tons	vessels	tons	vessels	tons	vessels	tons	
..	9,169	..	12,470	2	2,962	Steam } UNITED KINGDOM AND BRITISH POSSESSIONS—
..	Sailing } UNITED KINGDOM
..	3,147	Steam } CHANNEL ISLANDS
..	Steam } ADEN AND DEPENDENCIES
..	Steam } BAHRAIN ISLANDS
..	Sailing } MALDIVES
..	..	1	3,757	6	8,681	Steam } CEYLON
..	Sailing } CEYLON
..	11	12,239	Steam } STRAITS SETTLEMENTS (INCLUDING LABUAN)
..	Sailing } STRAITS SETTLEMENTS (INCLUDING LABUAN)
..	2	6,601	Steam } FEDERATED MALAY STATES
..	Steam } BRITISH BORNEO
..	Steam } HONGKONG
..	Steam } CAPE OF GOOD HOPE
..	Sailing } CAPE OF GOOD HOPE
..	Steam } NATAL
..	Steam } MAURITIUS AND DEPENDENCIES (INCLUDING SEYCHELLES)
..	Steam } KENYA COLONY (INCLUDING ZANZIBAR AND PEMBA)
..	Sailing } CANADA
..	Steam } BRITISH WEST INDIA ISLANDS
..	..	1	4,508	4	14,399	Steam } AUSTRALIAN COMMONWEALTH
..	Steam } NEW ZEALAND
..	Steam } FIJI ISLANDS
1	8,147	5	17,429	12	33,470	19	23,732	Steam } TOTAL UNITED KINGDOM AND BRITISH POSSESSIONS
..	Sailing } TOTAL UNITED KINGDOM AND BRITISH POSSESSIONS
1	8,147	5	17,429	12	33,470	19	23,732	Total } TOTAL UNITED KINGDOM AND BRITISH POSSESSIONS
..	4	18,781	1	4,339	Steam } RUSSIA
..	5	24,445	Steam } GEORGIA
..	Steam } SWEDEN
..	16	55,118	8	11,443	Steam } NORWAY
..	Steam } DENMARK
..	..	2	6,135	3	9,151	Steam } POLAND
..	Sailing } GERMANY
..	3	6,960	Steam } NETHERLANDS
..	..	1	3,349	Steam } BELGIUM
10	37,654	20	74,007	2	5,492	Steam } FRANCE
1	3,676	1	2,933	Steam } SPAIN
..	Steam } PORTUGAL
81	336,618	74	277,005	Steam } ITALY
..	Steam } GREECE
..	Steam } GERMANY
..	Steam } AUSTRIA
..	Steam } HUNGARY
..	Steam } ROMANIA
2	5,636	1	2,033	Steam } GERMANY
..	Steam } TURKEY, ASIATIC
..	Sailing } TURKEY, ASIATIC
..	Steam } SYRIA
..	Steam } MANDATE TERRITORY AND TRUCIAL OMAN
..	Steam } IRAQ
..	4	5,213	3	4,529	Steam } PERSIA
..	Steam } SUMATRA
7	28,674	8	31,497	1	2,615	Steam } JAVA
..	Steam } BORNEO (DUTCH)
..	Steam } CELEBES AND OTHER ISLANDS
..	18	11,323	13	8,516	Steam } SIAM
..	3	3,920	Sailing } SIAM
..	1	3,821	Steam } INDO-CHINA (INCLUDING COCHIN-CHINA, &c.)
..	Steam } PHILIPPINES
1	4,662	5	8,336	8	17,320	Steam } CHINA (EXCLUSIVE OF HONGKONG AND MACAO)
1	4,015	17	91,166	1	1,351	Steam } JAPAN
..	Sailing } JAPAN
3	8,520	1	2,361	1	3,321	Steam } EGYPT
1	2,527	Steam } TUNIS
..	Steam } PORTUGUESE EAST AFRICA
..	Steam } MADAGASCAR
..	Steam } REUNION
..	Steam } GERMAN EAST AFRICA
..	Steam } ITALIAN EAST AFRICA (ERITREA AND SOMALILAND)
..	Steam } FRENCH SOMALILAND
1	3,109	Steam } UNITED STATES OF AMERICA
1	3,191	Sailing } UNITED STATES OF AMERICA
..	Steam } CUBA
..	Sailing } WEST INDIES (FRENCH)
..	Steam } ARGENTINE REPUBLIC
..	Sailing } ARGENTINE REPUBLIC
..	Steam } EQUADOR
109	439,177	123	485,520	57	134,572	39	79,233	Steam } TOTAL FOREIGN COUNTRIES
..	Sailing } TOTAL FOREIGN COUNTRIES
109	439,177	123	485,520	57	134,572	39	79,233	Total } TOTAL FOREIGN COUNTRIES
110	442,324	123	502,949	59	168,042	38	103,020	Steam } TOTAL UNITED KINGDOM, BRITISH POSSESSIONS AND FOREIGN COUNTRIES
..	Sailing } TOTAL UNITED KINGDOM, BRITISH POSSESSIONS AND FOREIGN COUNTRIES
110	442,324	123	502,949	59	168,042	38	103,020	Total } TOTAL UNITED KINGDOM, BRITISH POSSESSIONS AND FOREIGN COUNTRIES

GENERAL TABLES
SHIPPING

(988)

No. 8—continued

TRADE WITH EACH COUNTRY

NUMBER and TONNAGE of STEAM and SAILING VESSELS, including their REPEATED VOYAGES, that
the NATIONALITY of the vessels employed in the Trade

COUNTRIES WHENCE ENTERED AND TO WHICH CLEARED	NATIONALITY															
	SWEDISH				JAPANESE				CHINESE				GREEK			
	Entered		Cleared		Entered		Cleared		Entered		Cleared		Entered		Cleared	
	vessels	tons	vessels	tons	vessels	tons	vessels	tons	vessels	tons	vessels	tons	vessels	tons	vessels	tons
UNITED KINGDOM AND BRITISH POSSESSIONS—																
UNITED KINGDOM	5,608	2
CHANNEL ISLANDS
ADEN AND DEPENDENCIES
Bahrain Islands
MALDIVES
CEYLON
STRAITS SETTLEMENTS (INCLUDING LAUBAN)	2	6,810	3	9,903	1	3,975
FEDERATED MALAY STATES
BRITISH BORNEO	1	3,286
HONGKONG	2	5,937
CAPE OF GOOD HOPE
NATAL
MAURITIUS AND DEPENDENCIES (INCLUDING SEYCHELLES)
KENYA COLONY (INCLUDING ZANZIBAR AND PEMBA)
SOMALILAND
CANADA	1	3,093	21	60,244
AUSTRALIAN COMMONWEALTH
TOTAL UNITED KINGDOM AND BRITISH POSSESSIONS	1	3,093	2	5,608	24	70,349	5	15,930	1	3,975	2	181	2	4,242
FOREIGN COUNTRIES—																
RUSSIA
GEORGIA
SWEDEN	5	17,065	7	25,801
NORWAY	8	30,881
GERMANY	4	10,877
NETHERLANDS	1	8,530
BELGIUM	2	5,838
FRANCE	1	2,405	10	28,712
SPAIN	1	2,722
PORTUGAL
ITALY
PIEMONTE
AUSTRIA
HUNGARY
GREECE
TURKEY, ASIATIC
MASKAT TERRITORY AND TRUCIAL OMAN
PERDIA
SIAM
INDO-CHINA (INCLUDING COCHIN CHINA, ETC.)	10	33,082
SUMATRA
PHILIPPINES	1	2,352
FORMOSA	7	19,587
JAVA
BORNEO (DUTCH)
CHINA (EXCLUSIVE OF HONGKONG AND MACAO)	1	2,987
KOREA	117	413,068	147	507,577
JAPAN	1	3,248	8	22,605
EGYPT
CILICIA AND OTHER ISLANDS
FRENCH WEST AFRICA	1	2,869
PORTUGUESE EAST AFRICA
MADAGASCAR
REUNION
ITALIAN EAST AFRICA (ERITREA AND SOMALILAND)
GERMAN EAST AFRICA	1	2,709
UNITED STATES OF AMERICA
CUBA
WEST INDIES (FRENCH)
MEXICO
VENEZUELA
BRAZIL
URUGUAY
ARGENTINE REPUBLIC
CHILE
TOTAL FOREIGN COUNTRIES	15	54,320	9	31,822	134	465,662	150	516,764	25	71,662
TOTAL UNITED KINGDOM, BRITISH POSSESSIONS AND FOREIGN COUNTRIES	16	57,413	11	36,920	168	636,031	165	632,694	2	4,051	2	181	27	77,904

AND NATIONALITY OF VESSELS

ENTERED and CLEARED with CARGOES from and to each COUNTRY at PORTS in BRITISH INDIA, distinguishing with each country, in the Official Year 1928-29—continued

NATIONALITY												COUNTRIES WHENCE ENTERED AND TO WHICH CLEARED
AMERICAN				SPANISH				FINNISH				
Entered		Cleared		Entered		Cleared		Entered		Cleared		
vessels	tons	vessels	tons	vessels	tons	vessels	tons	vessels	tons	vessels	tons	
1	8,708	UNITED KINGDOM AND BRITISH POSSESSIONS—
..	Steam UNITED KINGDOM
..	Steam CHANNEL ISLANDS
..	Steam ADEN AND DEPENDENCIES
..	Steam BAHRAIN ISLANDS
..	Sailing MALDIVES
..	Sailing OCEAN
..	Steam STRAITS SETTLEMENTS (INCLUDING LABUAN)
..	Sailing FEDERATED MALAY STATES
..	Steam BRITISH BORNEO
1	4,820	Steam HONGKONG
..	Steam CAPE OF GOOD HOPE
..	1	2,363	Sailing NATAL
..	Steam MAURITIUS AND DEPENDENCIES (INCLUDING REUNIONS)
..	Sailing KENYA COLONY (INCLUDING ZANZIBAR AND PEMBA)
..	Sailing SOMALILAND
0	34,818	Steam CANADA
..	Steam AUSTRALIAN COMMONWEALTH
11	48,345	1	2,363	Steam TOTAL UNITED KINGDOM AND BRITISH POSSESSIONS
..	Sailing
11	48,345	1	2,363	Total
..	FOREIGN COUNTRIES—
..	Steam RUSSIA
..	Steam GEORGIA
..	Steam SWEDEN
..	Steam NORWAY
..	Steam GERMANY
..	2	4,863	Steam NETHERLANDS
1	4,351	1	4,146	1	2,571	Steam BELGIUM
..	Steam FRANCE
..	Steam SPAIN
..	Steam PORTUGAL
..	Steam ITALY
..	Steam GREECE
..	Steam HUNGARY
..	Steam GREECE
..	Steam TURKEY, ASIATIC
..	Sailing MANKAT TERRITORY AND TRUCAL O.K.F.
..	Steam PERSIA
..	Steam SIAM
1	2,820	2	21	3	22	Sailing INDO-CHINA (INCLUDING COCHIN CHINA, &c.)
3	10,350	Steam SUMATRA
3	10,512	0	30,281	Steam PHILIPPINES
..	Steam FORMOSA
4	12,504	Steam JAVA
..	Sailing BORNEO (DUTCH)
..	Steam CHINA (EXCLUSIVE OF HONGKONG AND MACAO)
..	Steam KOREA
..	Steam JAPAN
..	Steam EGYPT
..	Steam OCEANIC AND OTHER ISLANDS
..	Steam FRENCH WEST AFRICA
..	Steam PORTUGUESE EAST AFRICA
..	Sailing MADAGASCAR
..	Steam REUNION
..	7	2,500	Steam ITALIAN EAST AFRICA (SOMALIA AND SOMALILAND)
..	Sailing GERMAN EAST AFRICA
47	181,509	60	223,145	Steam UNITED STATES OF AMERICA
..	Sailing CUBA
..	Steam WEST INDIES (FRENCH)
..	Steam MEXICO
..	Steam VENEZUELA
..	Steam BRAZIL
..	Steam URUGUAY
..	Steam ARGENTINE REPUBLIC
..	Sailing CHILE
59	222,040	70	257,572	1	2,500	3	7,434	Steam TOTAL FOREIGN COUNTRIES
..	2	21	3	22	Sailing
59	222,046	70	257,572	2	21	3	22	1	2,500	3	7,434	Total
70	265,391	70	257,572	2	4,863	3	7,434	Steam TOTAL UNITED KINGDOM, BRITISH POSSESSIONS AND FOREIGN COUNTRIES
..	2	21	3	22	Sailing
70	265,391	70	257,572	2	21	3	22	2	4,863	3	7,434	Total

AND NATIONALITY OF VESSELS

and CLEARED with CARGOES from and to each COUNTRY at PORTS in BRITISH INDIA, distinguishing the country, in the Official Year 1928-29—continued

NATIONALITY												COUNTRIES WHENCE ENTERED AND TO WHICH CLEARED
BRITISH INDIAN				FOREIGN				TOTAL BRITISH, BRITISH INDIAN, FOREIGN, AND NATIVE CRAFT				
Entered		Cleared		Entered		Cleared		Entered		Cleared		
vessels	tons	vessels	tons	vessels	tons	vessels	tons	vessels	tons	vessels	tons	
..	447	2,066,784	388	1,765,918	UNITED KINGDOM AND BRITISH POSSESSIONS—
..	9	28,884	Steam } UNITED KINGDOM
..	1	2,180	Sailing } CHANNEL ISLANDS
..	Steam } GIBRALTAR
..	Steam } MALTA AND GOZO
..	1	48	1	48	35	95,806	2	9,782	Steam } ADEN AND DEPENDENCIES
..	1	48	1	48	Sailing } BAHREIN ISLANDS
1	26	11	1,171	1	89	24	1,842	2	115	35	3,018	Steam } MALDIVES
..	Sailing } OCEAN
2	358	4	230	4	122	6	176	11	1,340	15	1,266	Steam } STRAITS SETTLEMENTS (INCLUDING LABUAN)
..	520	379,421	609	575,068	Sailing } FEDERATED MALAY STATES
64	3,870	169	11,546	141	11,477	467	46,516	Steam } BRITISH BORNEO
..	256	618,223	286	697,123	Steam } TERRITORY OF PAPUA
2	198	9	418	3	372	11	569	Steam } HONGKONG
..	1	3,756	8	23,040	Steam } GOLD COAST
..	7	21,479	1	64	Sailing } NIGERIA
..	Steam } CAPE OF GOOD HOPE
..	69	199,949	29	99,037	Sailing } NATAL
..	6	19,511	12	44,856	Steam } MAURITIUS AND DEPENDENCIES (INCLUDING SEYCHELLES)
..	Sailing } KENYA COLONY (INCLUDING ZANZIBAR AND PEMBA)
..	..	17	2,493	1	64	10	2,052	12	30,616	13	32,036	Steam } TANGANYIKA TERRITORY
..	1	64	27	4,545	Sailing } SOMALILAND
..	Steam } ANGLO-EGYPTIAN SUDAN
..	Steam } CANADA
..	3	8,179	Steam } BRITISH WEST INDIA ISLANDS
..	Steam } BRITISH GUIANA
..	98	399,947	36	216,316	Steam } AUSTRALIAN COMMONWEALTH
..	1	3,241	1	233	Steam } TERRITORY OF PAPUA (BR. NEW GUINEA)
..	1	3,736	3	13,178	Steam } NEW ZEALAND
..	Steam } FIJI ISLANDS
70	4,605	211	15,981	7	318	41	4,113	1,468	8,379,154	1,433	8,618,377	Total } TOTAL UNITED KINGDOM AND BRITISH POSSESSIONS
70	4,605	211	15,981	7	318	41	4,113	160	13,466	558	56,169	Total } FOREIGN COUNTRIES—
..	6	26,045	1	4,339	Steam } RUSSIA
..	11	46,388	Steam } GEORGIA
..	5	17,065	8	29,026	Steam } SWEDEN
..	24	85,994	4	15,254	Steam } NORWAY
..	1	6,030	Steam } DENMARK
..	164	678,763	204	798,643	Steam } POLAND
..	Steam } GERMANY
..	2	8,370	23	77,784	Sailing } NETHERLANDS
..	29	131,149	82	331,957	Steam } BELGIUM
..	32	146,643	113	432,776	Steam } FRANCE
..	Sailing } SPAIN
..	1	140	1	140	Sailing } PORTUGAL
..	81	336,613	78	289,278	Steam } AZORES
..	2	5,750	Steam } ITALY
..	Steam } FINLAND
..	Steam } AUSTRIA
..	2	5,686	2	4,118	Steam } HUNGARY
..	3	4,760	Steam } ROMANIA
..	Steam } GREECE
..	1	3,038	Steam } TURKEY, EUROPEAN
..	Steam } TURKEY, ASIATIC
..	3	566	3	566	Sailing }

GENERAL TABLES
SHIPPING

(992)

No. 8—concluded

TRADE WITH EACH COUNTRY

NUMBER and TONNAGE of STEAM and SAILING VESSELS, including their REPEATED VOYAGES, that ENTERED NATIONALITY of the vessels employed in the Trade with each

COUNTRIES WHENCE ENTERED AND TO WHICH CLEARED		NATIO-							
		NATIO-							
		TOTAL FOREIGN				BRITISH			
		Entered		Cleared		Entered		Cleared	
FOREIGN COUNTRIES—continued		vessels	tons	vessels	tons	vessels	tons	vessels	tons
SYRIA	Sailing
MARSHAL TERRITORY AND TRUCIAL OMAN	Steam
OTHER NATIVE STATES IN ARABIA	Sailing
IRAQ	Steam	1	3,862
PERSIA	Sailing
HERJAM ISLAND	Steam
SUMATRA	Sailing	16	25,026	20	24,640
JAYA	Sailing	41	141,190	23	107,570
BORNEO (DUTCH)	Steam
CHELEBS AND OTHER ISLANDS	Sailing
SIAM	Steam	1	3,848
INDO-CHINA (INCLUDING COCHIN CHINA, ETC.)	Steam	18	11,828	13	8,516
PHILIPPINES	Sailing	2	21	3	22
BORNEO	Steam	28	110,426	12	62,782
CHINA (EXCLUSIVE OF HONGKONG AND MACAO)	Sailing
KOREA	Steam	4	14,338	10	22,140
JAPAN	Sailing	1	2,352
EGYPT	Steam	6	18,548	10	23,252
TUNIS	Sailing
ALGERIA	Steam	1	2,087
FRENCH WEST AFRICA	Steam	119	421,666	165	600,094
PORTUGUESE EAST AFRICA	Sailing
MADAGASCAR	Steam
REUNION	Sailing
GERMAN EAST AFRICA	Steam
ITALIAN EAST AFRICA (ERITREA AND SOMALILAND)	Sailing
FRENCH SOMALILAND	Steam	1	2,500
UNITED STATES OF AMERICA	Sailing
CUBA	Steam
PORTO RICO	Sailing
WEST INDIES (FRENCH)	Steam
MEXICO	Sailing
VENEZUELA	Steam
BRAZIL	Sailing
PANAMA	Steam
URUGUAY	Sailing
COLOMBIA	Steam
ARGENTINE REPUBLIC	Sailing
GREEK	Steam
PERU	Sailing
EQUADOR	Steam
OTHER ISLANDS IN THE PACIFIC	Sailing
TOTAL FOREIGN COUNTRIES	Steam	619	2,296,851	651	2,304,575
	Sailing	2	21	3	22
	Total	621	2,296,872	654	2,304,597
TOTAL UNITED KINGDOM, BRITISH POSSESSIONS AND FOREIGN COUNTRIES	Steam	676	2,469,649	693	2,466,154
	Sailing	3	97	5	203	2	150	5	281
	Total	679	2,469,746	698	2,466,357	2	150	5	281

AND NATIONALITY OF VESSELS

and CLEARED with CARGOES from and to each COUNTRY at PORTS in BRITISH INDIA, distinguishing the country, in the Official Year 1928-29—concluded

CHART												COUNTRIES WHENCE ENTERED AND TO WHICH CLEARED
BRITISH INDIAN				FOREIGN				TOTAL BRITISH, BRITISH INDIAN, FOREIGN, AND NATIVE CRAFT				
Entered		Cleared		Entered		Cleared		Entered		Cleared		
vessels	tons	vessels	tons	vessels	tons	vessels	tons	vessels	tons	vessels	tons	
..	FOREIGN COUNTRIES—continued
..	4	484	3	368	Sailing SYRIA
62	6,204	88	9,878	58	5,354	108	8,580	110	11,568	107	18,456	Steam MARKET TERRITORY AND TRUCIAL
..	15	38,520	27	99,469	Steam OMAN
21	2,049	12	1,747	15	2,152	39	4,258	36	4,201	51	6,005	Sailing OTHER NATIVE STATES IN ARABIA
..	140	270,705	104	200,837	Steam IRAQ
49	4,414	8	963	62	6,132	12	1,192	111	10,546	20	2,155	Sailing PERSIA
..	94	313,491	32	108,889	Steam HENZAM ISLAND
11	852	38	3,932	36	1,605	22	1,718	47	2,457	60	5,670	Sailing SUMATRA
..	1	1,842	Steam
..	20	42,782	28	45,122	Sailing JAVA
..	127	475,778	62	223,247	Steam BORNEO (DUTCH)
..	Sailing CELEBES AND OTHER ISLANDS
..	15	37,281	1	2,161	Steam SIAM
..	2	5,891	2	4,498	Sailing
..	23	21,689	14	11,196	Steam
18	86	52	392	4	38	3	30	19	145	58	444	Sailing
..	33	125,112	12	62,782	Steam
..	Sailing INDO-CHINA (INCLUDING COCHIN
..	6	19,146	13	40,518	Steam CHINA, ETC.)
..	2	5,096	Steam PHILIPPINES
..	Steam FORMOSA
..	31	89,261	49	146,419	Steam CHINA (EXCLUSIVE OF HONGKONG AND
..	5	15,597	Sailing MAOAO)
..	198	769,376	254	958,743	Steam KOREA
..	Steam JAPAN
..	Sailing
..	11	38,235	38	101,234	Steam EGYPT
..	2	5,442	Steam TUNIS
..	1	1,355	Steam ALGERIA
..	3	9,537	4	8,215	Steam FRENCH WEST AFRICA
8	422	8	871	3	422	8	871	Steam PORTUGUESE EAST AFRICA
..	Sailing
1	185	4	443	1	153	1	215	2	288	5	661	Steam MADAGASCAR
..	Sailing
..	Steam HUNTON
..	Sailing
..	Steam GERMAN EAST AFRICA
..	Sailing
..	7	18,546	Steam ITALIAN EAST AFRICA (ERITREA AND
..	Steam SOMALILAND)
..	2	80	3	109	2	80	3	109	Sailing FRENCH SOMALILAND
..	2	5,657	1	2,157	Steam
..	138	510,086	166	640,048	Sailing UNITED STATES OF AMERICA
..	Sailing
..	2	3,808	13	37,571	Steam CUBA
..	Sailing
..	Steam PORTO RICO
..	Sailing
..	Steam WEST INDIES (FRENCH)
..	Steam MEXICO
..	Steam VENEZUELA
..	6	21,126	Steam BRAZIL
..	Sailing
..	2	7,543	Steam PANAMA
..	1	4,975	Steam URUGUAY
..	Steam COLOMBIA
..	3	6,244	10	31,353	Steam ARGENTINE REPUBLIC
..	1	3,152	1	2,044	Sailing CHILE
..	1	2,838	Steam PERU
..	Sailing
..	Steam ECUADOR
..	Steam OTHER ISLANDS IN THE PACIFIC
150	14,162	210	18,246	179	15,654	193	16,671	1,250	4,307,862	1,371	4,754,221	Steam TOTAL FOREIGN COUNTRIES
..	331	29,337	408	34,939	Sailing
150	14,162	210	18,246	179	15,654	192	16,671	1,581	4,337,699	1,776	4,789,160	Total
220	13,767	421	34,227	186	15,972	233	20,734	2,718	8,187,016	2,804	8,337,598	Steam TOTAL UNITED KINGDOM,
..	491	48,303	963	91,108	Sailing BRITISH POSSESSIONS AND
220	13,767	421	34,227	186	15,972	233	20,734	3,209	8,235,319	3,767	8,458,706	Total FOREIGN COUNTRIES

AND NATIONALITY OF VESSELS

ENTERED and CLEARED in BALLAST from and to each COUNTRY at PORTS in BRITISH INDIA, distinguishing the Trade with each country, in the Official Year 1928-29

DANISH		GREEK				NORWEGIAN				AMERICAN				COUNTRIES WHENCE ENTERED AND TO WHICH CLEARED.
Entered*		Entered		Cleared		Entered		Cleared		Entered		Cleared		
vessels	tons	vessels	tons	vessels	tons	vessels	tons	vessels	tons	vessels	tons	vessels	tons	
..	Steam UNITED KINGDOM
..	Steam GIBRALTAR
..	Steam MALTA AND GOZO
..	1	8,001	1	706	1	406	Steam ADEN AND DEPENDENCIES
..	Steam BAHRAIN ISLANDS
..	Sailing MALDIVES
..	7	10,989	2	3,356	3	9,037	1	786	Steam } CEYLON
..	3	4,012	1	4,837	Sailing } STRAITS SETTLEMENTS (INCLUDING LABUAN)
..	Steam } FEDERATED MALAY STATES
..	Steam } BRITISH BORNIO
..	1	1,775	1	1,230	Steam } HONGKONG
..	Steam } PROTECTORATE OF SOUTH WEST AFRICA
..	Steam } CAPE OF GOOD HOPE
..	Sailing } NATAL
..	Steam } MAURITIUS AND DEPENDENCIES (INCLUDING REUNION)
..	Sailing } KENYA COLONY (INCLUDING ZANIBAR AND PUMBA)
..	Steam } TANGANYIKA TERRITORY
..	Steam } ANGLO-EGYPTIAN SUDAN
..	Steam CANADA
..	Steam BRITISH WEST INDIA ISLANDS
..	Steam BRITISH GUIANA
..	3	10,980	1	5,897	Sailing } AUSTRALIAN COMMONWEALTH
..	Steam } NEW ZEALAND
..	Steam } FIJI ISLANDS
..	12	19,937	6	15,506	6	20,537	2	1,202	Steam } TOTAL UNITED KINGDOM AND BRITISH POSSESSIONS
..	12	19,937	6	15,506	6	20,537	2	1,202	Total }
..	Steam } FOREIGN COUNTRIES -
..	5	23,070	Steam } RUSSIA
..	2	10,063	Steam } GEORGIA
..	Steam } NORWAY
..	Steam } GERMANY
..	Steam } NETHERLANDS
..	Steam } BELGIUM
..	Steam } FRANCE
..	Steam } SPAIN
..	Steam } PORTUGAL
..	Steam } ITALY
..	Steam } GREECE
..	Steam } TURKEY, EUROPEAN
..	Steam } TURKEY, ASIATIC
..	Steam } SYRIA
..	Steam } MANDAT TERRITORY AND TRUCIAL OMAN
..	Steam } OTHER NATIVE STATES IN ARABIA
..	Sailing } IRAQ
..	Steam } PERSIA
..	Steam } BENJAM ISLAND
..	Steam } SUMATRA
..	Steam } JAVA
..	Steam } BORNEO (DUTCH)
..	Steam } CELEBES AND OTHER ISLANDS
..	Steam } SIAM
..	Steam } INDO-CHINA (INCLUDING COCHIN-CHINA, ETC.)
..	Steam } PHILIPPINES
..	Steam } FORMOSA
..	Steam } CHINA (EXCLUSIVE OF HONG-KONG AND MACAO)
..	Steam } KOREA
..	Steam } JAPAN
..	Steam } EGYPT
..	Steam } MOROCCO
..	Steam } PORTUGUESE EAST AFRICA
..	Steam } MADAGASCAR
..	Steam } REUNION
..	Steam } GERMAN EAST AFRICA
..	Steam } ITALIAN EAST AFRICA
..	Steam } FRENCH SOMALILAND
..	Steam } OTHER EAST AFRICAN PORTS
..	Steam } UNITED STATES OF AMERICA
..	1	5,714	1	4,872	4	17,666	Sailing }
..	Steam } CUBA
..	Steam } MEXICO
..	Steam } BRAZIL
..	Steam } ARGENTINE REPUBLIC
..	Steam } OTHER ISLANDS IN THE PACIFIC
..	Steam } TOTAL FOREIGN COUNTRIES
..	14	58,456	12	45,300	4	17,666	Total }
..	14	58,456	12	45,300	4	17,666	Total }
..	Steam } TOTAL UNITED KINGDOM, BRITISH POSSESSIONS AND FOREIGN COUNTRIES
..	12	19,937	20	73,961	6	18,868	Sailing }
..	12	19,937	20	73,961	6	18,868	Total }
..	12	19,937	20	73,961	6	18,868	Total }

* None cleared

GENERAL TABLES
SHIPPING

(996)

No. 9—continued

TRADE WITH EACH COUNTRY

NUMBER and TONNAGE of STEAM and SAILING VESSELS, including their REPEATED VOYAGES, that the NATIONALITY of the vessels employed in the Trade with

COUNTRIES WHENCE ENTERED AND TO WHICH CLEARED		NATION												
		FRANCE				GERMAN				BELGIAN		FINNISH		
		Entered		Cleared		Entered		Cleared		*Entered		*Entered		
		vessels	tons	vessels	tons	vessels	tons	vessels	tons	vessels	tons	vessels	tons	
UNITED KINGDOM AND BRITISH POSSESSIONS--														
UNITED KINGDOM	Steam	1	4,679	
MALTA AND GORO	Steam	
ADEN AND DEPENDENCIES	Steam	1	84	
BAHRAIN ISLANDS	Steam	
CEYLON	Steam	8	15,328	3	11,078	
	Sailing	
SPRATS SETTLEMENTS (INCLUDING LABUAN)	Steam	
FEDERATED MALAY STATES	Sailing	
HONGKONG	Steam	
CAPR OF GOOD HOPE	Steam	
	Sailing	
NATAL	Steam	
	Sailing	
MAURITIUS AND DEPENDENCIES (INCLUDING SEYCHELLES)	Steam	
KENYA COLONY (INCLUDING ZANZIBAR AND PANDA)	Steam	
	Sailing	
AUSTRALIAN COMMONWEALTH	Steam	
	Sailing	
TOTAL UNITED KINGDOM AND BRITISH POSSESSIONS	Steam	1	84	4	20,007	3	11,078	
	Sailing	
FOREIGN COUNTRIES--	TOTAL	1	84	4	20,007	3	11,078	
RUSSIA	Steam	2	7,814	
FINLAND	Steam	1	2,571	
GEORGIA	Steam	2	7,814	
SWEDEN	Steam	
GERMANY	Steam	2	9,084	4	18,799	
BELGIUM	Steam	
FRANCE	Steam	1	4,286	
SPAIN	Steam	
PORTUGAL	Steam	
ITALY	Steam	
PIEMONTE	Steam	
SHRO-CROAT SLOVENE STATE	Steam	
GREECE	Steam	
TURKEY, EUROPEAN	Steam	
	Sailing	
TURKEY, ASIATIC	Steam	
	Sailing	
SYRIA	Steam	
	Sailing	
MASKAT TERRITORY AND TRUCIAL OMAN	Steam	
	Sailing	
IRAQ	Steam	
PERSIA	Steam	1	3,540	
	Sailing	1	3,658	
SUMATRA	Steam	2	5,588	
JAVA	Steam	
BOHENO (DUTCH)	Steam	
SIAM	Steam	
	Sailing	
INDO-CHINA (INCLUDING COCHIN-CHINA, ETC.)	Steam	1	5,066	
PHILIPPINES	Steam	
FORMOSA	Steam	
CHINA (EXCLUSIVE OF HONGKONG AND MACAO)	Steam	
JAPAN	Steam	3	5,887	
EGYPT	Steam	1	322
TUNIS	Steam	
	Sailing	
PORTUGUESE EAST AFRICA	Steam	
	Sailing	
REUNION	Steam	
MADAGASCAR	Steam	
ITALIAN EAST AFRICA (SOMALILAND AND ERITREA)	Steam	
FRENCH SOMALILAND	Steam	
UNITED STATES OF AMERICA	Steam	1	9,981	
ARGENTINE REPUBLIC	Steam	
CHILE	Sailing	
	Sailing	
TOTAL FOREIGN COUNTRIES	Steam	2	9,852	2	5,588	5	24,802	11	35,947	1	2,571	
	Sailing	
	Total	2	9,852	2	5,588	5	24,802	11	35,947	1	2,571	
TOTAL UNITED KINGDOM, BRITISH POSSESSIONS AND FOREIGN COUNTRIES	Steam	2	9,852	2	5,588	6	24,886	15	55,954	3	11,078	1	2,571	
	Sailing	
	Total	2	9,852	2	5,588	6	24,886	15	55,954	3	11,078	1	2,571	

AND NATIONALITY OF VESSELS

ENTERED and CLEARED in BALLAST from and to each COUNTRY at PORTS in BRITISH INDIA, distinguishing each country, in the Official Year 1928-29—continued

SWEDISH		JAPANESE				CHINESE		SIAMSE				COUNTRIES WHENCE ENTERED AND TO WHICH CLEARED
Entered*		Entered		Cleared		Cleared†		Entered		Cleared		
vessels	tons	vessels	tons	vessels	tons	vessels	tons	vessels	tons	vessels	tons	
1	2,700			1	4,048							UNITED KINGDOM AND BRITISH POSSESSIONS—
												Steam UNITED KINGDOM
												Steam MALTA AND GOZO
												Steam ADEN AND DEPENDENCIES
												Steam BAHRAIN ISLANDS
												Sailing } Ceylon
												Sailing } STRAITS SETTLEMENTS (INCLUDING LABUAN)
												Sailing } FEDERATED MALAY STATES
												Steam HONGKONG
												Sailing } CAPE OF GOOD HOPE
												Steam NATAL
												Steam MAURITIUS AND DEPENDENCIES (INCLUDING REUNION)
				1	2,524							Steam KENYA COLONY (INCLUDING ZANZIBAR AND PEMBA)
												Sailing } AUSTRALIAN COMMONWEALTH
1	2,700			2	6,568							Steam } TOTAL UNITED KINGDOM AND BRITISH POSSESSIONS
1	2,700			2	6,568							Sailing } Total
												FOREIGN COUNTRIES—
												Steam RUSSIA
												Steam FINLAND
												Steam GEORGIA
												Steam SWEDEN
												Steam GERMANY
												Steam BELGIUM
												Steam FRANCE
												Steam SPAIN
												Steam PORTUGAL
												Steam ITALY
												Steam YUGOSLAVIA
												Steam GREECE
						1	3,975					Steam TURKEY, EUROPEAN
												Sailing } TURKEY, ASIATIC
												Steam SYRIA
												Sailing } MANDAT TERRITORY AND TRUCIAL OMAN
												Steam IRAQ
												Steam PERSIA
				1	2,518							Steam SUMATRA
1	2,722			1	3,565							Steam JAVA
				1	2,933							Steam BORNEO (DUTCH)
												Steam } SIAM
								4	31	1	12	Sailing } TOTAL FOREIGN COUNTRIES
				1	3,254							Steam INDO-CHINA (INCLUDING COCHIN-CHINA, ETC.)
		1	3,350									Steam PHILIPPINES
		1	2,744									Steam FORMOSA
												Steam CHINA (EXCLUSIVE OF HONGKONG AND SHANGHAI)
		5	15,484									Steam JAPAN
												Steam EGYPT
												Steam TUNIS
												Sailing } PORTUGUESE EAST AFRICA
												Steam REUNION
												Steam MADAGASCAR
												Steam ITALIAN EAST AFRICA (SOMALILAND AND ERITREA)
												Steam FRENCH SOMALILAND
												Steam UNITED STATES OF AMERICA
												Sailing } ARGENTINE REPUBLIC
												Sailing CHILE
1	2,722	7	21,578	4	12,270	1	3,975					Steam } TOTAL FOREIGN COUNTRIES
								4	31	1	12	Sailing } Total
1	2,722	7	21,578	4	12,270	1	3,975	4	31	1	12	total } TOTAL UNITED KINGDOM, BRITISH POSSESSIONS AND FOREIGN COUNTRIES
2	5,431	7	21,578	6	18,886	1	3,975					Steam } TOTAL UNITED KINGDOM, BRITISH POSSESSIONS AND FOREIGN COUNTRIES
								4	31	1	12	Sailing } Total
2	5,431	7	21,578	6	18,886	1	3,975	4	31	1	12	Total } Total

AND NATIONALITY OF VESSELS

ENTERED and CLEARED in BALLAST from and to each COUNTRY at PORTS in BRITISH INDIA, distinguishing each country, in the Official Year 1928-29—continued

ALTY				CRAFT				COUNTRIES WHENCE ENTERED AND TO WHICH CLEARED
FOREIGN				TOTAL BRITISH, BRITISH INDIAN, FOREIGN, AND NATIVE CRAFT				
Entered		Cleared		Entered		Cleared		
vessels	tons	vessels	tons	vessels	tons	vessels	tons	
..	24	82,379	7	34,141	Steam UNITED KINGDOM
..	Steam GIBRALTAR
..	Steam MALTA AND GOZO
..	8	14,942	3	8,215	Steam ADEW AND DEPENDENCIES
..	Sailing BAHRAIN ISLANDS
..	8	468	Sailing MALDIVES
..	2	220	Steam OBYLON
..	140	374,587	52	158,627	Sailing STRAITS SETTLEMENTS (INCLUDING LABUAN)
..	313	31,299	22	2,865	Steam FEDERATED MALAY STATES
..	88	109,001	11	43,012	Steam BRITISH BORNEO
..	Sailing HONGKONG
..	8	25,878	Steam PROTECTORATE OF SOUTH WEST AFRICA
..	2	6,801	1	1,899	Sailing CAPE OF GOOD HOPE
..	5	12,169	1	1,230	Sailing NATAL
..	Steam MAURITIUS AND DEPENDENCIES (INCLUDING SEYCHELLES)
..	1	89	1	250	Sailing KENYA COLONY (INCLUDING ZANZIBAR AND PEMBERA)
..	2	6,824	Steam TANGANYIKA TERRITORY
..	1	3,232	Steam ANGLO-EGYPTIAN SUDAN
..	Steam CANADA
..	Steam BRITISH WEST INDIA ISLANDS
..	3	2,170	Steam BRITISH GUIANA
..	4	15,178	21	61,364	Sailing AUSTRALIAN COMMONWEALTH
..	Steam NEW ZEALAND
..	2	1,840	Steam FIJI ISLANDS
..	244	708,608	99	809,590	Steam TOTAL UNITED KINGDOM AND BRITISH POSSESSIONS
..	..	1	250	310	32,071	23	3,115	Sailing
..	..	1	250	568	740,674	122	812,705	Total
..	FOREIGN COUNTRIES—
..	1	2,571	7	30,384	Steam RUSSIA
..	4	17,867	Steam FINLAND
..	Steam GEORGIA
..	Steam SWEDEN
..	2	9,034	5	17,829	Steam NORWAY
..	Steam GERMANY
..	Steam NETHERLANDS
..	Steam BELGIUM
..	1	4,386	Steam FRANCE
..	Steam SPAIN
..	Steam PORTUGAL
..	9	31,192	Steam ITALY
..	Steam PRUSSIA
..	Steam AUSTRIA
..	Steam CZECHOSLOVAKIA
..	Steam SERB-CROAT SLOVENE STATE
..	6	16,513	Steam GREECE
..	Sailing CUBA
..	1	1,836	1	3,975	Steam TURKEY, EUROPEAN
..	Sailing TURKEY, ASIATIC
..	Steam SYRIA
..	20	2,487	3	256	Sailing MARRAT TERRITORY AND TRUCIAL JOMAN
..	18	50,187	9	24,727	Steam OTHER NATIVE STATES IN ARABIA
..	14	1,781	Sailing IRAQ
..	7	17,633	4	10,544	Steam PERSIA
..	34	3,006	1	25	Sailing HENJAN ISLAND
..	6	15,655	61	197,918	Steam SUMATRA
..	10	430	2	90	Steam JAVA
..	Steam BORNEO (DUTCH)
..	10	25,087	17	43,481	Steam CULBUNG AND OTHER ISLANDS
..	16	58,658	49	162,283	Sailing SIAM
..	2	4,832	Steam INDO-CHINA (INCLUDING COCHIN-CHINA, ETC.)
..	7	11,036	1	2,758	Steam PHILIPPINES
..	Steam FORMOSA
..	23	216	2	24	Steam CHINA (EXCLUSIVE OF HONGKONG AND MACAO)
..	1	5,066	4	12,377	Steam KOREA
..	12	43,784	5	15,853	Steam JAPAN
..	1	2,744	Steam EGYPT
..	5	16,552	
..	7	21,821	
..	45	128,956	2	978	

GENERAL TABLES
SHIPPING

(1000)

No. 9—concluded

TRADE WITH EACH COUNTRY

NUMBER and TONNAGE of STEAM and SAILING VESSELS, including their REPEATED VOYAGES, the distinguishing the NATIONALITY of the vessels employed in the Trade with each

COUNTRIES WHENCE ENTERED AND TO WHICH CLEARED	NATION											
	NATIVE											
	TOTAL FOREIGN				BRITISH				BRITISH INDIAN			
	Entered		Cleared		Entered		Cleared		Entered		Cleared	
	vessels	tons	vessels	tons	vessels	tons	vessels	tons	vessels	tons	vessels	tons
FOREIGN COUNTRIES—continued												
TRIPOLI	Steam
TUNIS	Steam
MOROCCO	Steam
PORTUGUESE EAST AFRICA	Steam
	Sailing
MADAGASCAR	Steam
REUNION	Steam
GERMAN EAST AFRICA	Steam
	Sailing
ITALIAN EAST AFRICA	Steam
	Sailing
FRENCH SOMALILAND	Steam	1	9,931
OTHER EAST AFRICAN PORTS	Steam
UNITED STATES OF AMERICA	Steam	1	4,872	5	23,380
	Sailing
CUBA	Steam
FRENCH WEST INDIES	Steam
MEXICO	Steam
BRAZIL	Steam
URUGUAY	Steam
	Sailing
ARGENTINE REPUBLIC	Steam
	Sailing
CHILE	Steam
	Sailing
OTHER ISLANDS IN THE PACIFIC	Steam
TOTAL FOREIGN COUNTRIES	Steam	68	212,825	41	148,958
	Sailing	4	31	1	12	55	4,169	5
	Total	72	212,856	42	148,965	55	4,169	5
TOTAL UNITED KINGDOM, BRITISH POSSESSIONS AND FOREIGN COUNTRIES	Steam	93	209,445	58	194,862
	Sailing	4	31	1	12	1	70	1	70	171	12,506	15
	Total	97	209,476	59	194,874	1	70	1	70	171	12,506	15

AND NATIONALITY OF VESSELS

ENTERED and CLEARED in BALLAST from and to each COUNTRY at PORTS in BRITISH INDIA,
country, in the Official Year 1928-29—concluded

CRAFT								COUNTRIES WHENCE ENTERED AND TO WHICH CLEARED
FOREIGN				TOTAL BRITISH, BRITISH INDIAN, FOREIGN, AND NATIVE CRAFT				
Entered		Cleared		Entered		Cleared		
vessels	tons	vessels	tons	vessels	tons	vessels	tons	
..	FOREIGN COUNTRIES—continued
..	Steam TRIPOLI
..	Steam TUNIS
..	Steam MOROCCO
..	7	25,496	1	2,175	Steam } PORTUGUESE EAST AFRICA
..	Sailing } MADAGASCAR
..	Steam REUNION
..	Steam } GERMAN EAST AFRICA
..	Sailing } ITALIAN EAST AFRICA
..	1	2,732	Steam } FRENCH SOMALILAND
..	Sailing } OTHER EAST AFRICAN PORTS
..	3	15,678	Steam } UNITED STATES OF AMERICA
..	Sailing } CUBA
..	Steam FRENCH WEST INDIES
..	Steam MEXICO
..	1	3,414	Steam BRAZIL
..	Steam } URUGUAY
..	Sailing } ARGENTINE REPUBLIC
..	1	3,067	Steam } CHILE
..	Sailing } OTHER ISLANDS IN THE PACIFIC
..	Steam } TOTAL FOREIGN COUNTRIES
42	3,670	1	12	173	538,450	179	533,038	Sailing } TOTAL FOREIGN COUNTRIES
42	3,670	1	12	101	7,870	7	395	Total } TOTAL FOREIGN COUNTRIES
42	3,670	1	12	274	546,320	185	533,433	Total } TOTAL FOREIGN COUNTRIES
..	415	1,247,053	277	892,628	Steam } TOTAL UNITED KINGDOM, BRITISH POSSESSIONS AND FOREIGN COUNTRIES
42	3,670	2	262	430	39,941	30	3,510	Sailing } TOTAL UNITED KINGDOM, BRITISH POSSESSIONS AND FOREIGN COUNTRIES
42	3,670	2	262	837	1,286,994	307	896,138	TOTAL } TOTAL UNITED KINGDOM, BRITISH POSSESSIONS AND FOREIGN COUNTRIES

VESSELS BUILT
SHIPPING

(1002)

No. 10

NUMBER and TONNAGE of SAILING and STEAM VESSELS, BUILT

PROVINCES	1924-25						1925-26						SAILING	
	SAILING		STEAM		TOTAL		SAILING		STEAM		TOTAL			
	ves.	tons	ves.	tons	ves.	tons	ves.	tons	ves.	tons	ves.	tons		
BENGAL
BOMBAY	19	805	2	71	21	876	12	455	1	74	13	529	29	2,443
SIND	20	843	20	843	6	377	6	377	2	92
MADRAS	15	375	15	375	5	230	5	230	21	522
BURMA	1	15	1	15	3	249
TOTAL	54	2,023	2	71	56	2,094	23	1,062	2	89	25	1,151	55	3,306
PORTS														
BENGAL—														
Calcutta—														
from 10 to 100 tons
above 100 " 300 "
above 300 " "
Chittagong—														
from 10 to 100 tons
above 100 to 300 "
" 300 " "
TOTAL from 10 to 100 tons
" above 100 " 300 "
" " 300 " "
TOTAL
BOMBAY—														
Bombay from 10 to 100 tons	3	259	2	71	5	330	3	140	1	74	4	214	7	546
" above 100 " 300 "	1	180	1	180	12	1,618
" " 300 " "
Bassein from 10 " 100 "	2	59	2	59
" above 100 " 300 "	1	109	1	109
Bhandup from 10 " 100 "	1	12	1	12
Bulsar " " " " "	10	273	10	273	8	206	8	206	8	262
Dabhol " " " " "
Dahanu " " " " "	2	22	2	22
Dodamarg " " " " "	1	10
Honavar " " " " "
Jaitapur " " " " "
Milwan " " " " "
Marol " " " " "	1	12
Rai " " " " "
Ratnagiri " " " " "
" above 100 " 300 "
Revanda from 10 " 100 "
Sanikatta " " " " "
Surat " " " " "
Uran " " " " "
Yenguria " " " " "
TOTAL from 10 to 100 tons	18	325	2	71	20	696	11	346	1	74	12	420	17	880
" above 100 " 300 "	1	180	1	180	1	109	1	109	12	1,618
" " 300 " "
TOTAL	19	805	2	71	21	876	12	455	1	74	13	529	29	2,443
SIND—														
Karachi—														
from 10 to 100 tons	11	399	11	399	4	163	4	163	2	92
above 100 " 300 "	4	425	4	425	2	214	2	214
Sirganda from 10 to 100 tons	5	19	5	19
TOTAL from 10 to 100 tons	16	418	16	418	4	163	4	163	2	92
" above 100 " 300 "	4	425	4	425	2	214	2	214
" " 300 " "
TOTAL	20	843	20	843	6	377	6	377	2	92
MADRAS—														
Calicut from 10 to 100 tons	1	22	1	22	3	40
" above 100 " 300 "	1	103	1	103
Cannanore from 10 " 100 "
Oceanada " " " " "
" above 100 " 300 "
" " 300 " "
Cochin from 10 " 100 "
" above 100 " 300 "

NOTE.—(1) Under the English and Indian Merchant Shipping Acts and the Bombay Act, XIX of 1922, the registration of coasting vessels is compulsory in the Bombay Presidency including Sind, and the returns for Bombay and Sind are therefore complete as regards vessels of 10 tons burthen and above, while the returns for other provinces are incomplete as the registration of vessels under both the English Merchant Shipping Act, 1804, and the Indian Merchant Shipping Act, X of 1847, as amended by Act XI of 1850 is optional and the returns are necessarily restricted only to such vessels as are actually registered.

(2) The Ports in the Bombay Presidency, excepting the chief port, are really *feudal* composed of a number of subordinate ports.

VESSELS BUILT
SHIPPING

at each PORT in BRITISH INDIA, in each Official Year from 1924-25 to 1928-29.

1926-27				1927-28						1928-29						PROVINCES
STEAM		TOTAL		SAILING		STEAM		TOTAL		SAILING		STEAM		TOTAL		
ves.	tons	ves.	tons	ves.	tons	ves.	tons	ves.	tons	ves.	tons	ves.	tons	ves.	tons	
5	807	34	3,280	18	2,282	18	2,282	14	404	1	11	15	415	BENGAL
..	..	2	92	15	874	1	46	16	920	8	565	8	565	BOMBAY
1	59	22	581	3	106	3	106	11	305	11	305	SIND
1	10	4	250	1	14	1	14	MADRAS
7	876	62	4,162	32	3,275	1	46	33	3,321	33	1,274	1	11	34	1,285	BURMA
..	TOTAL
..	PORTS
..	BENGAL—
..	Calcutta—
..	from 10 to 100 tons
..	above 100 " 300 "
..	" 300 "
..	Chittagong—
..	from 10 to 100 tons
..	above 100 to 300 "
..	" 300 "
..	TOTAL from 10 to 100 tons
..	" above 100 " 300 "
..	" " 300 "
..	TOTAL
2	147	9	693	2	72	1	11	3	83	BOMBAY—
3	660	15	2,278	Bombay from 10 to 100 tons
..	6	2,123	6	2,123	" above 100 " 300 "
..	5	189	5	189	" " 300 "
..	Bassein from 10 " 100 "
..	above 100 " 300 "
..	Bhandup from 10 " 100 "
..	..	8	262	5	125	5	125	Bulsar " " " " "
..	1	20	1	20	Dabhol " " " " "
..	Dahanu " " " " "
..	..	1	10	Dodamarg " " " " "
..	Honavar " " " " "
..	Jaitapur " " " " "
..	Malwan " " " " "
..	..	1	12	Marol " " " " "
..	Rai " " " " "
..	7	143	7	143	Ratnagiri " " " " "
..	" above 100 " 300 "
..	Revdanda from 10 " 100 "
..	Sankatta " " " " "
..	Surat " " " " "
..	Uran " " " " "
..	Vengurla " " " " "
..	1	14	1	14	TOTAL from 10 to 100 tons
2	147	19	977	7	159	7	159	14	404	1	11	15	415	" above 100 " 300 "
3	660	15	2,278	6	2,123	6	2,123	" " 300 "
..	TOTAL
5	807	34	3,250	18	2,282	18	2,282	14	404	1	11	15	415	SIND—
..	..	2	92	12	456	1	46	13	501	7	286	7	286	Karachi—
..	3	419	3	419	1	279	1	279	from 10 to 100 tons
..	above 100 " 300 "
..	Sirganda from 10 to 100 "
..	..	2	92	12	456	1	46	13	501	7	286	7	286	TOTAL from 10 to 100 "
..	3	419	3	419	1	279	1	279	" above 100 " 300 "
..	" " 300 "
..	..	2	92	15	874	1	46	16	920	8	565	8	565	TOTAL
1	59	4	99	1	14	1	14	MADRAS—
..	Calcut from 10 to 100 tons
..	" above 100 " 300 "
..	Cannanore from 10 " 100 "
..	Cocanada " " " " "
..	" above 100 " 300 "
..	" " 300 "
..	Cochin from 10 " 100 "
..	" above 100 " 300 "

VESSELS BUILT
SHIPPING

(1004)

No. 10—continued
NUMBER and TONNAGE of SAILING and STEAM VESSELS, BUILT

PORTS—continued	1924-25						1925-26						SAILING	
	SAILING		STEAM		TOTAL		SAILING		STEAM		TOTAL			
	ves.	tons	ves.	tons	ves.	tons	ves.	tons	ves.	tons	ves.	tons	ves.	tons
MADRAS—continued														
Cudalore from 10 to 100 tons
Kasaragod .. " " " "
" above 100 " 300 "
Mangalore from 10 " 100 "	7	179	7	179	2	78	2	78	10	485
" above 100 " 300 "
Masulipatam from 10 " 100 "
Mulki .. " " " " "	1	28
Nagapatam .. " " " " "
Pamban .. " " " " "
" above 100 " 300 "
Ronni from 10 " 100 "	7	174	7	174	1	24
" above 100 " 300 "
Tellicherry from 10 " 100 "
" above 100 " 300 "
Tolputturai from 10 " 100 "
Tuticorin .. " " " " "	2	49	2	49
" above 100 " 300 "
TOTAL from 10 " 100 "	15	375	15	375	4	127	4	127	21	522
" above 100 " 300 "	1	108	1	108
" " 300 "
TOTAL	15	375	15	375	5	230	5	230	21	522
BURMA—														
Moulmein from 10 to 100 tons
Mangoun .. " " " " "	1	15	1	15
" above 100 " 300 "
" " 300 "
Mergud from 10 " 100 "
Tavoy .. " " " " "	1	11
" above 100 " 300 "	2	238
TOTAL from 10 " 100 "	1	15	1	15	1	11
" above 100 " 300 "	2	238
" " 300 "
TOTAL	1	15	1	15	3	249

VESSELS REGISTERED
SHIPPING

(1006)

No. 11

NUMBER and TONNAGE of SAILING and STEAM VESSELS, FIRST REGISTERED

PROVINCES	1924-25						1925-26							
	SAILING		STEAM		TOTAL		SAILING		STEAM		TOTAL		SAILING	
	ves.	tons	ves.	tons	ves.	tons	ves.	tons	ves.	tons	ves.	tons	ves.	tons
<i>Under the English Act</i>														
BENGAL
BOMBAY	13	5,840	13	5,840	2	2,652	2	2,652
BURMA	4	303	4	303	1	15	1	15	2	267
TOTAL	17	6,143	17	6,143	3	2,667	3	2,667	2	267
<i>Under the Indian Act</i>														
BENGAL
BOMBAY	70	3,717	2	71	72	3,788	50	1,867	1	74	51	1,941	82	4,292
SIND	20	843	20	843	6	377	6	377	2	92
MADRAS	15	375	15	375	5	280	5	280	21	523
BURMA
TOTAL	105	4,935	2	71	107	5,006	61	2,474	1	74	62	2,548	105	4,006
<i>PORTS</i>														
<i>Under the English Act</i>														
BENGAL— Calcutta— from 10 to 100 tons
above 100 " 300 "
" 300 "
TOTAL
<i>Under the Indian Act</i>														
BENGAL— Chittagong from 10 to 100 tons
" above 100 " 300 "
" " 300 "
TOTAL
<i>Under the English Act</i>														
BOMBAY— Bombay— from 10 to 100 tons	1	10	1	10
above 100 " 300 "	5	1,160	5	1,160	1	160	1	160
" 300 "	7	4,670	7	4,670	1	2,492	1	2,492
TOTAL	13	5,840	13	5,840	2	2,652	2	2,652
<i>Under the Indian Act</i>														
BOMBAY— Bombay— from 10 to 100 tons	4	272	2	71	6	343	5	192	1	74	6	266	9	635
above 100 " 300 "	2	291	2	291	12	1,618
" 300 "
Ankola from 10 to 100 "
Bassein " " " " "	1	69	1	69	7	78
Bhandup " " " " "	7	151	7	151	1	27	1	27
" above 100 " 300 "	7	1,426	7	1,426
Balsar from 10 " 100 "	45	1,462	45	1,462	44	1,648	44	1,648	58	1,956
Dahanu " " " " "	2	22	2	22
Daman " " " " "	1	14	1	14
Dodanarg " " " " "	1	10	1	10	1	10
Honavar " " " " "
Jaitapur " " " " "
Malwan " " " " "
Maroli " " " " "
Raj " " " " "
Ratnagiri " " " " "
Senketa " " " " "
Surat " " " " "
Uran " " " " "
Vengurla " " " " "
TOTAL from 10 to 100 "	61	2,000	2	71	63	2,071	50	1,867	1	74	51	1,941	70	2,679
" above 100 " 300 "	9	1,717	9	1,717	12	1,613
" " 300 "
TOTAL	70	3,717	2	71	72	3,788	50	1,867	1	74	51	1,941	82	4,292

NOTE.—(1) Under the English and Indian Merchant Shipping Acts and the Bombay Act, XII of 1838, the registration of coasting vessels is compulsory in the Bombay Presidency including Sind, and the returns for Bombay and Sind are therefore complete as regards vessels of 10 tons burthen and above, while the returns for other provinces are incomplete as the registration of vessels under both the English Merchant Shipping Act, 1894, and the Indian Merchant Shipping Act, X of 1841, as amended by Act XI of 1850, is optional and the returns are necessarily restricted only to such vessels as are actually registered.
 (2) The ports in the Bombay Presidency, excepting the chief port, are really *talukas* composed of a number of sub-ports.

VESSELS REGISTERED SHIPPING

at each PORT in BRITISH INDIA, in each Official Year from 1924-25 to 1928-29

1926-27				1927-28						1928-29						PROVINCES <i>Under the English Act</i>
STEAM		TOTAL		SAILING		STEAM		TOTAL		SAILING		STEAM		TOTAL		
ves.	tons	ves.	tons	ves.	tons	ves.	tons	ves.	tons	ves.	tons	ves.	tons	ves.	tons	
1	560	1	560	5	9,179	5	9,179	3	4,029	3	4,029	BENGAL
8	236	10	503	2	293	8	467	10	760	5	5,869	5	5,869	BOMBAY
9	796	11	1,063	2	293	13	9,646	15	9,939	8	9,898	8	9,898	BURMA
..	TOTAL
5	807	87	5,000	11	2,524	11	2,524	16	545	2	67	18	612	<i>Under the Indian Act</i>
..	..	2	92	15	874	2	89	17	963	11	872	1	45	12	917	BENGAL
1	59	22	581	3	105	3	105	11	305	11	305	BOMBAY
..	SIND
6	866	111	5,772	29	3,503	2	89	31	3,592	33	1,722	3	112	41	1,834	MADRAS
..	BURMA
..	TOTAL
..	PORTS
..	<i>Under the English Act</i>
..	BENGAL—
..	Calcutta—
..	from 10 to 100 tons
..	above 100 " 300 "
..	" 300 "
..	TOTAL
..	<i>Under the Indian Act</i>
..	BENGAL—
..	Chittagong from 10 to 100 tons
..	" above 100 " 300 "
..	" " 300 "
..	TOTAL
..	<i>Under the English Act</i>
..	BOMBAY—
..	Bombay—
1	560	1	560	1	161	1	161	1	278	1	278	from 10 to 100 tons
..	4	9,018	4	9,018	2	3,751	2	3,751	above 100 " 300 "
1	560	1	560	5	9,179	5	9,179	3	4,029	3	4,029	" 300 "
..	TOTAL
2	147	11	782	2	86	2	86	5	266	2	67	7	333	<i>Under the Indian Act</i>
3	660	15	2,273	2	301	2	301	BOMBAY—
..	6	2,123	6	2,123	Bombay—
..	..	7	78	from 10 to 100 tons
..	above 100 " 300 "
..	..	53	1,956	4	136	4	136	" 300 "
..	..	1	10	Ankola from 10 to 100 tons
..	Basseln " " " " "
..	Bhandup " " " " "
..	" above 100 " 300 "
..	Bulsar from 10 " 100 "
..	Dahanu " " " " "
..	Daman " " " " "
..	Dodamerg " " " " "
..	Honavar " " " " "
..	Jaitapur " " " " "
..	Malwan " " " " "
..	Maroli " " " " "
..	7	143	7	143	Rai " " " " "
..	Ratnagiri " " " " "
..	Sanikata " " " " "
..	Surat " " " " "
..	Uran " " " " "
..	1	14	1	14	Vengurla " " " " "
2	147	72	2,826	3	100	3	100	16	545	2	67	18	612	TOTAL from 10 " 100 "
3	660	15	2,273	2	301	2	301	" above 100 " 300 "
..	6	2,123	6	2,123	" " 300 "
5	807	87	5,000	11	2,524	11	2,524	16	545	2	67	18	612	TOTAL

INDEX TO TABLES 1 TO 13

COUNTRIES AND PORTS	Imports		Exports		COUNTRIES AND PORTS	Imports		Exports	
		Page		Page			Page		Page
Abyssinia	4, 5, 17,	550	8, 9, 12, 13, 19, 21,	550	Dutch Guiana	4, 5, 17		19, 592	
Aden and Dependencies	2, 3, 16,	372-374	6, 7, 10, 11, 18, 20,	375-380	Dutch New Guinea		8, 9, 12, 13, 14, 18,	464
Adirampatnam	33		33		Dutch West Indies	4, 5		
Africa—					Ecuador	4, 5, 17,	596	19, 596	
Italian East	4, 5, 17,	546	8, 9, 12, 13, 19, 21,	546-548	Egypt	4, 5, 17,	505-508	8, 9, 12, 13, 19, 21,	508-510
Portuguese East	4, 5, 17,	525-526	8, 9, 12, 13, 19, 21,	526-530	Estonia	2, 3, 16,	252	6, 7, 10, 11, 18, 251	
West	17,	515	6, 7, 8, 9, 10, 11, 12,	18, 19, 516	Federated Malay States	2, 3, 16,	454	6, 7, 10, 11, 18, 20,	454-458
Akyab	33		31		Fiji Islands	2, 3, 17,	606	6, 7, 10, 11, 19, 21,	606-607
Albania	4, 5, 16,	358	6, 7, 10, 11, 18, 358		Finland	2, 3, 16,	251	6, 7, 10, 11, 18, 20,	251-252
Algeria	4, 5, 17,	513	8, 9, 12, 13, 19, 513		Flume	4, 5, 16,	347	6, 7, 10, 11, 18, 348	
Ammapatnam	34		34		Formosa	4, 5, 16,	472	8, 9, 12, 13, 18, 20,	472
Anglo-Egyptian Sudan	2, 3, 17,	550	6, 7, 10, 11, 19, 21,	550-552	Fort Saint George	32,	149-174	32, 175-180	
Argentina Republic	4, 5, 17,	594	8, 9, 12, 13, 19, 21,	594	France	2, 3, 16,	311-313	6, 7, 10, 11, 18, 20,	313-323
Armenia	369		8, 9, 12, 13, 18, 20,	359	French West Africa	4, 5		516	
Australian Commonwealth	2, 3, 17,	597-600	6, 7, 10, 11, 19, 21,	600-603	French Guiana		19, 592	
Austria	4, 5, 16,	348-351	6, 7, 10, 11, 18, 20,	352	French Possessions in West Africa	17,	515	516	
Badagara	35		35		French Somaliland	4, 5		8, 9, 12, 13	
Bahrain Islands	2, 3, 16,	405	6, 7, 10, 11, 18, 20,	405-409	Georgia	2, 3, 16,	253	6, 7, 10, 11, 18, 253	
Balassore	30, 76		30, 76		Germany	2, 3, 16,	265-270	6, 7, 10, 11, 18, 20,	280-285
Basseln	36		36		Gibraltar	2, 3, 16,	326	6, 7, 10, 11, 18, 20,	326-327
Belgian Congo		515		Gold Coast		514	
Belgium	2, 3, 16,	297-305	6, 7, 10, 11, 18, 20,	305-309	Gopulpur	32		32	
Bengal	22, 23,	80	22, 23, 80		Greece	4, 5, 16,	360	6, 7, 10, 11, 18, 20,	360-361
Bermudas	584		6, 7, 10, 11, 19, 584		Guatemala	4, 5, 17,	587	8, 9, 12, 13, 19, 587	
Bihar and Orissa	22, 30		22, 30		Guiana (British)	2, 3, 17,	590	6, 7, 10, 11, 19, 21,	591
Bimlipatam	32		32		(Dutch)	4, 5, 17		19, 592	
Bolivia		19, 596		(French)		19, 592	
Bombay	22, 23, 30,	77-102	22, 23, 30, 103-118		Hawaii	4, 5, 17,	607	8, 9, 12, 13, 19, 21,	603
Borneo	2, 3, 16,	463	18, 20, 463		Hayti and St. Domingo	4, 5, 17,	585	21, 585	
British	2, 3, 16		8, 7, 10, 11, 18, 20		Hebiam Island	4, 5, 16,	418	8, 9, 12, 13, 18, 20,	418
Dutch	4, 5, 16		8, 9, 12, 13		Honduras	2, 3, 17		8, 9, 12, 13, 19, 538	
Brazil	4, 5, 17,	592	8, 9, 12, 13, 19, 21,	592-593	Hongkong	2, 3, 16,	472-476	6, 7, 10, 11, 18, 20,	477-480
British Guiana	2, 3, 17,	590	6, 7, 10, 11, 19, 21,	591	Honavar	31		31	
Honduras	2, 3		6, 7, 10, 11, 19, 587		Hungary	4, 5, 16,	353	6, 7, 10, 11, 18, 20,	353
Possessions in West Africa	17, 515,	516	19, 516		Indo-China	4, 5, 16,	468	8, 9, 12, 13, 18, 20,	469
West India Islands	2, 3		6, 7, 10, 11		Iraq	2, 3, 4, 5, 16,	381-393	6, 7, 8, 9, 10, 11,	12, 13, 18, 20,
Bucharest	31		31		Islands in the Pacific	595		384-392	
Bulgaria		6, 7, 10, 11, 18, 358		Italian East Africa	4, 5, 17,	546	8, 9, 12, 13, 19, 21,	546-548
Bussorah	31		31		Italy	4, 5, 16,	333-343	6, 7, 10, 11, 18, 20,	344-347
Burma	22, 23, 36		22, 23, 36		Japan	4, 5, 16,	489-499	8, 9, 12, 13, 18, 20,	499-504
Bute	30, 38-63		30, 63-75		Java	4, 5, 16,	458-459	8, 9, 12, 13, 18, 20,	459-462
Bute	35		35		Karachi	31, 119-140		31, 141-148	
Bugapatam	32		32		Karikal	33		33	
Buda	2, 3, 17,	559-561	6, 7, 10, 11, 19, 21,	561-562	Karwar	31		31	
Buena Vista Islands	4, 5, 17,	514		Kenya Colony	2, 3, 17,	536-537	6, 7, 10, 11, 19, 21,	537-541
Bunavore	35		35		Khakaral	34		34	
Bay of Good Hope	2, 3, 17,	516	6, 7, 10, 11, 19, 21,	517-518	Korea	4, 5, 16,	483	8, 9, 12, 13, 18, 483	
Beber and other Islands	4, 5, 16,	465	8, 9, 12, 13, 18, 20,	464	Koyalpatnam	34		34	
Belon	2, 3, 16,	420-425	6, 7, 10, 11, 18, 20,	426-434	Kulasekharapatnam	35		35	
Bonin Islands	2, 3, 16,	310	6, 7, 10, 11, 18, 19,	21, 310	Kyaukpyn	36		36	
Bora	4, 5, 17,	594	8, 9, 12, 13, 19, 21,	595	Latvia	2, 3, 16,	253	
Bora	4, 5, 16,	481-484	6, 9, 12, 13, 18, 20,	485-488	Luxemburg	2, 3, 16,	309	8, 9, 12, 13, 18, 20,	310
Batavia	30		30		Macao		8, 9, 12, 13, 18, 20,	471
Batavia	32		32		Madagascar	4, 5, 17,	530	8, 9, 12, 13, 19, 21,	530-541
Batavia	35		35		Madras	22, 23,	32	22, 23, 32-35	
Batavia	4, 5, 17,	589	19, 21, 589		Maldives	2, 3, 16,	419	6, 7, 10, 11, 13, 22,	419
Batavia	35		35		Malpe	35		35	
Batavia		8, 9, 12, 13, 19, 599		Malta and Gozo	2, 3, 16,	328	6, 7, 10, 11, 18, 20,	329
Batavia	4, 5, 16,	381	8, 9, 12, 13, 18, 20,	382	Malwan	31		31	
Batavia	4, 5, 17,	584	21, 584		Mangalore	35		35	
Batavia	32		32		Maskat Territory and Trucial Oman	4, 5, 16,	393	8, 9, 12, 13, 18, 20,	394-398
Batavia	2, 3, 16,	364	6, 7, 10, 11, 18,	20, 364	Masulipatam	32		32	
Batavia	4, 5, 16,	353-356	8, 9, 12, 13, 18,	20, 356	Mauritius and Dependencies	2, 3, 17,	553	6, 7, 10, 11, 19, 21,	553-559
Batavia	2, 3, 16,	261-262	8, 7, 10, 11, 18, 20,	261-264	Mergui	33		33	
Batavia	34		34						

INDEX TO TABLES 1 TO 13—continued.

COUNTRIES AND PORTS	Imports		Exports		COUNTRIES AND PORTS	Imports		Exports	
	Page	Page	Page	Page		Page	Page		
Mexico	4, 5, 17, 587	8, 9, 12, 13, 19, 587	San-Salvador	19	8, 9, 12, 13, 18, 536				
Morocco	8, 9, 12, 13, 19, 513	Serb-Croat-Slovene State	4, 5, 16, 359	8, 9, 12, 13, 18, 361				
Moulmein	37	37	Seychelles	2, 3, 17, 557	6, 7, 10, 11, 19, 21, 557-558				
Natal	2, 3, 17, 519-520	6, 7, 10, 11, 19, 21, 520-523	Siam	4, 5, 10, 464	8, 9, 12, 13, 18, 20, 465-468				
Nepapatam	33	33	Siid	22, 23, 31	22, 23, 31				
Netherlands	2, 3, 16, 296-292	6, 7, 10, 11, 18, 20, 293-296	Smyrna	4, 5, 16, 370	8, 9, 12, 13, 18, 20, 370				
Newfoundland and Coast of Labrador	6, 7, 10, 11, 19, 563	Somaland Protectorate	2, 3, 16, 548	6, 7, 10, 11, 548-549				
New Guinea	8, 9, 12, 13, 14, 18, 464	" British	2, 3, 17	6, 7, 10, 11, 19, 21				
New Zealand	2, 3, 17, 604	6, 7, 10, 11, 19, 21, 605-606	" French	4, 5	8, 9, 12, 13				
Nicaragua	8, 9, 12, 13, 19, 588	Spain	4, 5, 16, 324	6, 7, 10, 11, 18, 20, 324-325				
Nigeria	515	Spanish Possessions in West Africa	515	516				
Norway	2, 3, 16, 259-260	6, 7, 10, 11, 18, 20, 260-261	Straits Settlements	2, 3, 16, 495-446	6, 7, 10, 11, 16, 20, 447-453				
Nyasaland Protectorate	2, 3, 17, 545	6, 7, 10, 11, 19, 21, 545	Sumatra	4, 5, 16, 456	8, 9, 12, 13, 18, 20, 457				
Other Native States in Arabia	4, 5, 16, 393-399	8, 9, 12, 13, 18, 20, 399-404	Surat	31	31				
Pacific—Islands in the	8, 9, 12, 13, 19, 608	Sweden	2, 3, 16, 254-257	6, 7, 10, 11, 18, 20, 253				
Palestine	2, 3, 16, 371	6, 7, 10, 11, 18, 20, 371	Switzerland	4, 5, 16, 329-332	6, 7, 10, 11, 18, 20, 332-333				
Pamban	34	34	Syria	4, 5, 16, 367	8, 9, 12, 13, 18, 20, 367-369				
Panama	4, 5, 17, 590	19, 590	Tanganyika Territory	2, 3, 17, 542	6, 7, 10, 11, 19, 21, 542-544				
Papua	6, 7, 10, 11, 19, 21, 603	Tavoy	37	37				
Paraguay	19, 603	Tellicherry	33	35				
Persia	4, 5, 16, 499-411	8, 9, 12, 13, 18, 20, 411-417	Territory of Papua	6, 7, 10, 11, 19, 21, 604				
Peru	19, 21, 595-596	Tihamalavasai	33	33				
Philippine Islands and Guam	4, 5, 16, 470	8, 9, 12, 13, 18, 20, 470-471	Tondi	34	34				
Point Calimere	33	33	Topputtural	33	33				
Poland	2, 3, 16, 264	6, 7, 10, 11, 18	Transvaal	2, 3, 17, 524	6, 7, 10, 11, 19, 21, 524				
Ponani	35	35	Tripoli	8, 9, 12, 13, 19, 21, 511				
Porto Novo	33	33	Tunis	4, 5, 17, 512	8, 9, 12, 13, 19, 21, 512				
Porto Rico	585	Turkey, Asiatic	4, 5, 16, 365	8, 9, 12, 13, 18, 20, 365-367				
Portugal	4, 5, 16, 327	6, 7, 10, 11, 18, 20, 328	" European	4, 5, 16, 362	8, 9, 12, 13, 18, 20, 362-363				
Portuguese East Africa	4, 5, 17, 525-526	8, 9, 12, 13, 19, 21, 526-530	Tuticorin	34	34				
Portuguese Possessions in West Africa	17, 515	516	Uganda Protectorate	2, 3, 17, 645	6, 7, 10, 11, 19, 21, 645				
Portuguese West Africa	4, 5	United Kingdom	2, 3, 16, 211-237	6, 7, 10, 11, 18, 20, 238-249				
Protectorate of South West Africa	2, 3, 17, 516	6, 7, 10, 11, 19, 516	United States of America	4, 5, 17, 563-577	8, 9, 12, 13, 19, 21, 578-583				
Puri	30	30	Uren	31	31				
Rangoon	36, 181-202	36, 203-210	Uruguay	4, 5, 17, 593	19, 21, 593				
Reunion	4, 5	8, 9, 12, 13, 19, 21, 531	Velanganni	33	33				
Rhodesia	2, 3, 17, 525	6, 7, 10, 11, 19, 21, 525	Venezuela	4, 5, 17, 590	19, 590				
Roumania	4, 5, 16, 359	6, 7, 10, 11, 18, 20, 359	Victoria Point	37	37				
Russia	2, 3, 16, 250	6, 7, 10, 11, 18, 21, 250	Vizagapatam	32	32				
Sanikatta	31	31	West Africa	17, 515	6, 7, 8, 9, 10, 11, 12, 13, 19, 515				

MISCELLANEOUS.

	Page		Page
Aden—Trade and Navigation of:—		Shipping:—	
Abstract Tables	645-678	Abstract Tables—	
General Imports	679-797	Vessels entered into each province	938
" Exports	798-871	" cleared from " "	939
Inland Trade	872-889	" entered from each country	940-943
Shipping	890-899	" cleared to " "	944-947
Transshipment cargo	901-927	Nationality of vessels entered	948, 949
Bonded goods	643-644	" " cleared	950, 951
Customs duty—		Vessels entered and cleared from and to each port—	
At each port	610-613	With cargoes	952-967
On principal articles imported	614-624	In ballast	968-981
On articles exported	625	General Tables—	
Drawbacks and Refunds	626-635	Vessels entered and cleared with cargoes	982-993
Dutiable goods passed free	636-642	" " " " in ballast	994-1001
French possessions in India—Trade of the	929-936	" built at each port	1002-1005
		" registered at each port	1006-1009