

DEPARTMENT OF COMMERCIAL INTELLIGENCE AND STATISTICS, INDIA

ANNUAL STATEMENT
OF THE
Sea-Borne Trade of British India
WITH THE
British Empire and Foreign Countries

For the fiscal year ending 31st March, 1931

VOLUME II.

Extensive and detailed tables of the trade and shipping with each country and at each port, and tables relating to the trade of Aden and of the French Possessions in India.

Published by order of the Governor-General in Council



CALCUTTA: GOVERNMENT OF INDIA
CENTRAL PUBLICATION BRANCH
1932

342.1

Price Rs. 16-8 or 26s. 6d.

Publications of the Department of Commercial Intelligence and Statistics, India

Publications noted below are obtainable from the Government of India Central Publication Branch, 3, Government Place, West, Calcutta (P. O. Box 2078); Local Sale Depot, 8, Hastings Street, Calcutta. In Europe and America:—Secretary to the High Commissioner for India, "India House", Aldwych, London, W.C. 2; and all agents for the sale of Government publications. Remittances should be made either through a bank or by postal or money order and should include forwarding charges, as indicated in brackets after each price.

[All communications regarding subscriptions and advertisements should be made to any of the two aforesaid officers as the case may be.]

WEEKLY.

1. Indian Trade Journal (Estd. 1906)—Issued on Thursdays. Annual, half-yearly and quarterly rates of subscription with Supplements and quarterly index:—Indian (including postage): R15 (without postage R13), R7-8, R3-12 and Foreign (including postage) R19-8, R9-12, R4-14, respectively. Single copies (excluding postage):—Current issue As. 4 (1a.). Back numbers, when available, for any number over three months old R1 each (1a.); Foreign (including postage):—6 As. 6 p. and R1-2-6, respectively.

[Orders may be placed, with prepayment, for particular issues of the Journal, e.g., issues containing Crop Forecasts or those having special supplements.]

MONTHLY.

2. Accounts relating to the Sea-borne Trade and Navigation of British India for May 1932. R1-4 or 2s. 3d. (4a.). Yearly subscription R15 without postage and R18 *post free*.
3. Monthly Statistics of Cotton Spinning and Weaving in Indian Mills, February 1932. As. 2 or 3d. (1a.). Yearly subscription R1-8 without postage and R2-4 *post free*.
4. Indian Customs Revenue for May 1932. One anna or 1½d. (6p.). Yearly subscription R1-2 *post free*.
5. Joint Stock Companies registered in British India and in the Indian States of Hyderabad, Mysore, Baroda, and Travancore January 1932. As. 5 or 6d. (1a.).
6. Trade at stations adjacent to Land Frontier Routes, February 1932. As. 6 or 8d.
7. Raw Cotton Trade Statistics (Rail and River), January 1932. R1-12 or 3s. (2a.).
8. Exports of Indian Artware and Sports Goods, October, 1931. As. 4 or 5d. (6p.).
9. Kathiawar Trade Statistics, July 1931. As. 14.

QUARTERLY.

10. Wholesale prices of certain staple articles of trade at selected stations in India during the first week of each quarter in 1931 and the months of January, February and March, 1932. As. 3 or 4d. (6p.).

ANNUAL.

11. Review of the Trade of India in 1930-31 (57th issue). R2-10 or 4s. 9d. (7a.).
12. Accounts relating to the Sea-borne Trade and Navigation of British India for the calendar year 1931. R2-2 or 4s. (2a.)
13. Annual Statement of the Sea-borne Trade of British India with the British Empire and Foreign Countries:—
Vol. I.—Abstract and detailed Tables of Imports and Exports for 1930-31 (65th issue). R17 or 27s. (R1-10.)
Vol. II.—Abstract and detailed Tables of Trade and Shipping with each country and at each Port, and Tables relating to the trade of Aden and of the French Possessions in India for the fiscal year ending 31st March 1931 (65th issue). R16-8 or 26s. 6d. (R1-8.)
14. Statistical Abstract for British India from 1920-21 to 1929-30 (9th issue). R3-12 or 6s. 6d. (10a.)
15. Agricultural Statistics of India:—
Vol. I.—British India—for 1929-30 (46th issue). R1-4 or 2s. (4a.)
Vol. II.—Indian States—for 1928-29 (45th issue). R1-8 or 2s. 6d. (5a.)
16. Agricultural Statistics of British India, 1929-30 (Provisional). Anna 1 or 1½d. (1a.) (Supplement to the *Indian Trade Journal*, 14th May 1931).
17. Estimates of Area and Yield of Principal Crops in India, 1930-31 (33rd issue). R1 or 1s. 9d. (3a.)
18. Indian Tea Statistics, 1930 (36th issue). As. 10 or 1s. (2a.)
19. Indian Coal Statistics, 1930 (24th issue). R2 or 3s. 6d. (2a.)
20. Indian Rubber Statistics, 1930. As. 2 or 3d. (1a.) (Supplement to the *Indian Trade Journal*, 15th October 1931).
21. Indian Coffee Statistics, 1930-31 (12th issue). As. 5 or 6d. (1a.)
22. List of cotton pressing factories with names of owners and particulars of marks allotted to them in the different provinces of British India and certain Indian States for the season 1931-32 (7th issue). As. 14 or 1s. 6d. (1a.)
23. Joint Stock Companies in British India and in the Indian States of Hyderabad, Mysore, Baroda, Gwalior, Indore and Travancore, 1928-29 (15th issue). R3 or 5s. 3d. (6a.)

24. Statistical Tables relating to Banks in India, 1929-30. R1-6 or 2s. 3d. (3a.).

25. Statistical Statements relating to the Co-operation in India during the year 1929-30 (12th issue). R1-4 or 2s. 3d. (3a.).

BIENNIAL.

26. Large Industrial Establishments in India, 1929-30. R5-4 or 8s. 6d. (5a.)

QUINQUENNIAL.

27. Quinquennial Report on the average yield per acre of crops in India for the period ending 1926-27. As. 4 or 5d. (2a.)

28. Live-stock Statistics, 1929-30. As. 4 or 5d. (1a.)

29. Index Numbers of Indian Prices, 1861—1926 (2nd or 5s. (5a.) Addenda for 1927, 1928, 1929 and 1930. Price Anna 1 or 1½d. each (6p.)

30. Accounts of the Trade of the Portuguese Possessions for the five calendar years 1921-25. (Supplement to the Annual Statement of the Sea-borne Trade of British India.) As. 12 or 1s. 3d. (2a.)

MISCELLANEOUS.

31. Crop Forecast. (Published in the *Indian Trade Journal* months are in brackets.) Per copy of the Journal and Foreign 6 Annas 6 pies *post free*. (*Vide item Rice*.—1st (October), 2nd (December), Final (February) Wheat.—1st (January), 2nd (March), 3rd (April), Final (August).

Cotton—1st (August), 2nd (October), 3rd (December), Final (February), Supplementary (April).

Linseed, Rape and Mustard (*Winter oilseeds*)—1st (October), 2nd (March), Final (June).

Sesamum (*til or jinjili*)—1st (September), 2nd (October), Final (January), Supplementary (April).

Groundnut—1st (August), 2nd (October), Final (December), Supplementary (February).

Indigo—1st (October), Final (December).

Sugarcane—1st (August), 2nd (October), Final (December).

32. Registration and Publication of Statistics relating to the Sea-borne Trade and Navigation of British India. R1-4 or 2s. 3d. (3a.) (Out of print.)

33. A Manual on the Preparation of Crop Forecasts in India. R1-4 or 2s. 3d. (3a.) (Out of print.)

34. Cotton Map of India, No. 1.—Showing the different districts and States in which cotton is grown in the different districts and States. R1 or 1s. 8d. (1a.)

[All communications relating to the supply of Maps on paper should be addressed to the Officer-in-Charge, Map Record and Publication, 13, Wood Street, Calcutta.]

35. Crop Atlas of India. R3-4 or 5s. 9d. (6a.)

36. Alphabetical Index of the Commodities that enter the Foreign Sea-borne Trade of British India. R7-8

37. Commercial Library Catalogue with its five Supplements:—Corrected respectively up to 30th April 1926, May 1927, May 1928, May 1929 and May 1930. R2-8 or 4s. 6d. (5a.), As. 14 or 1s. 6d. (3a.), As. 10 or 1s. 9d. (3a.), R1 or 1s. 9d. (3a.) and R1 or 1s. 9d. (3a.) respectively.

38. Directory of exporters of Indian produce and manufactures. As. 7 or 9d. (3a.)

SPECIAL SUPPLEMENTS TO THE "Indian Trade Journal"

39. Indian Customs Tariff (7th issue). Reprint of Schedule III appended to the Indian Tariff Act, VIII of 1930, as amended by the Indian Tariff (Amendment) Act, VIII of 1931, showing the rates of duties, including those imposed under the White Goods (Additional Import Duty) Act, XV of 1931, and the additional duties under the Salt (Additional Import Duty) Act, X of 1931, and the Indian Finance (Amendment and Extending) Act, 1931, levied on goods imported into, and exported from, British India, together with the values fixed for certain articles under Government Order No. 73-T (93) dated 12th December 1931, for the purpose of assessment of duties during the twelve months January to December 1931. As. 2 or 3d. (2a.) (Supplement to the issue of 17th May 1931).

40. Amendment Slip to the "Indian Customs Tariff" (7th issue). Anna 1 or 1½d. (6p.); (Supplement to the issue of 17th May 1931).

41. Review of the Sugar Industry of India, 1930-31. 1½d. (1a.) (Supplement to the issue of 12th May 1931).

42. Note on Tobacco (Supplement to the issue of 12th May 1931). As. 2 or 3d. (1a.); supplement to the issue of 24th May 1931. As. 2 or 3d. (1a.)

43. Glossary of Raw Cotton Trade Terms. Anna 1 or 1½d. (6p.) (Supplement to the issue of 21st June 1928).

44. Glossary of Terms relating to Hand-made Cotton Goods. As. 2 or 3d. (1a.); (Supplement to the issue of 3rd July 1931).

SIXTY-FIFTH ISSUE]

DEPARTMENT OF COMMERCIAL INTELLIGENCE AND STATISTICS, INDIA

ANNUAL STATEMENT
OF THE
Sea-Borne Trade of British India
WITH THE
British Empire and Foreign Countries

For the fiscal year ending 31st March, 1931

VOLUME II.

Abstract and detailed tables of the trade and shipping with each country and at each port, and tables relating to the trade of Aden and of the French Possessions in India.

Published by order of the Governor-General in Council



CALCUTTA: GOVERNMENT OF INDIA
CENTRAL PUBLICATION BRANCH

1932

[No. 2342.]

CHART 1.

(a) Variations in the Trade of British India with principal countries during the last ten years ending 1930-31 as compared with averages of the pre-war, war and post-war quinquennia.

IMPORTS (I)

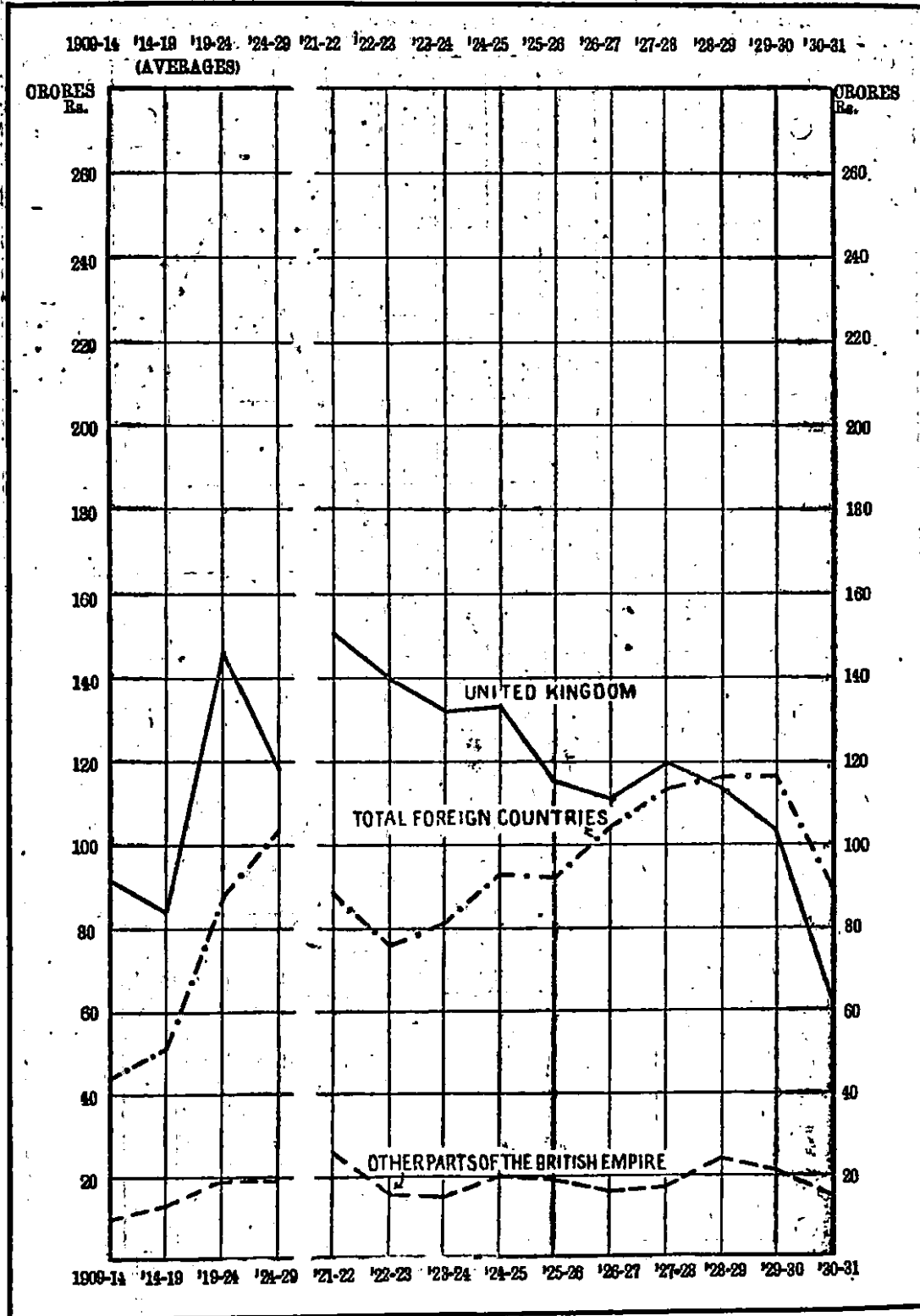


CHART 1.

(a) Variations in the Trade of British India with principal countries during the last ten years ending 1930-31 as compared with averages of the pre-war, war and post-war quinquennia.

IMPORTS (II)

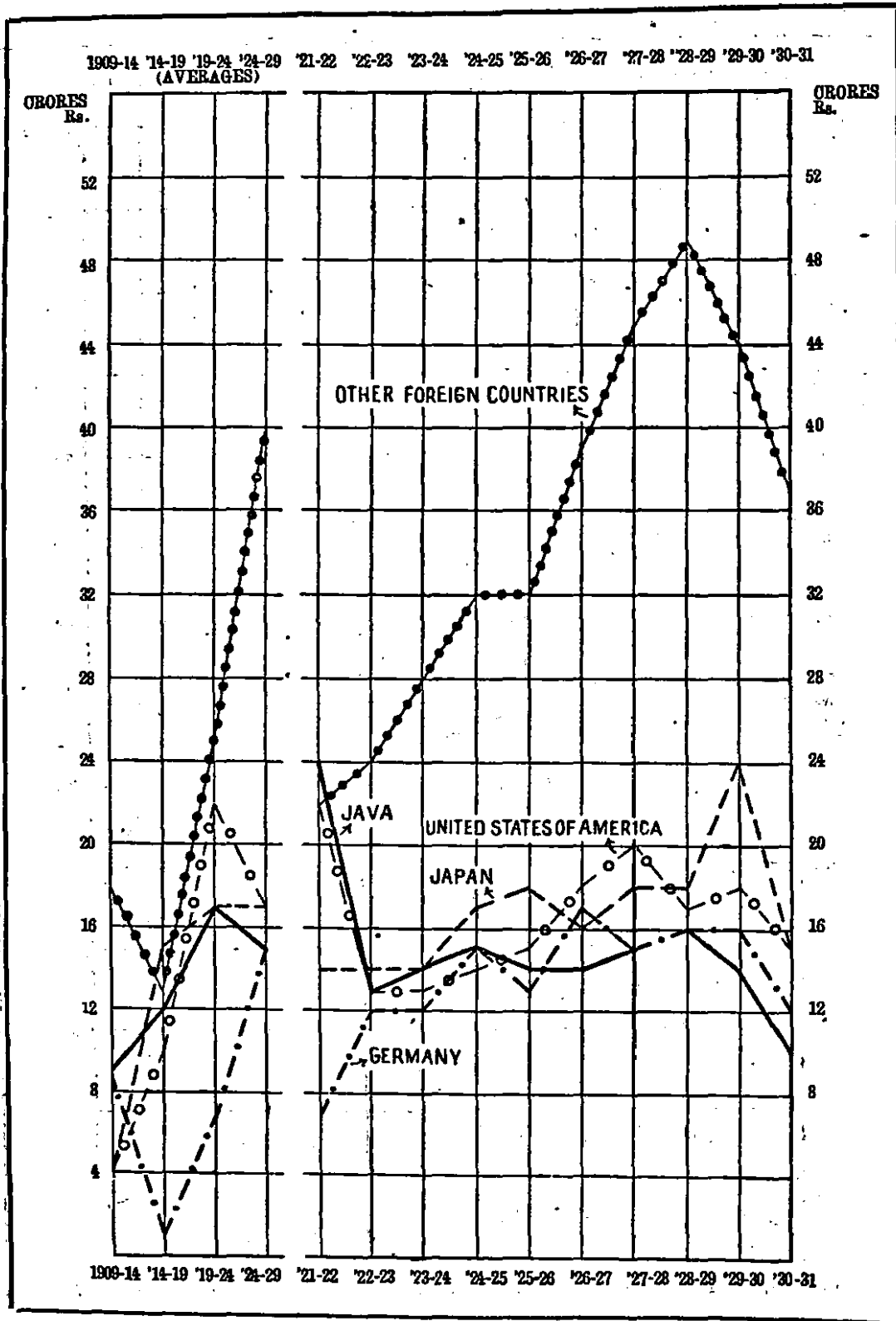


CHART I.

(b) Variations in the Trade of British India with principal countries during the last ten years ending 1930-31 as compared with averages of the pre-war, war and post-war quinquennia.

EXPORTS

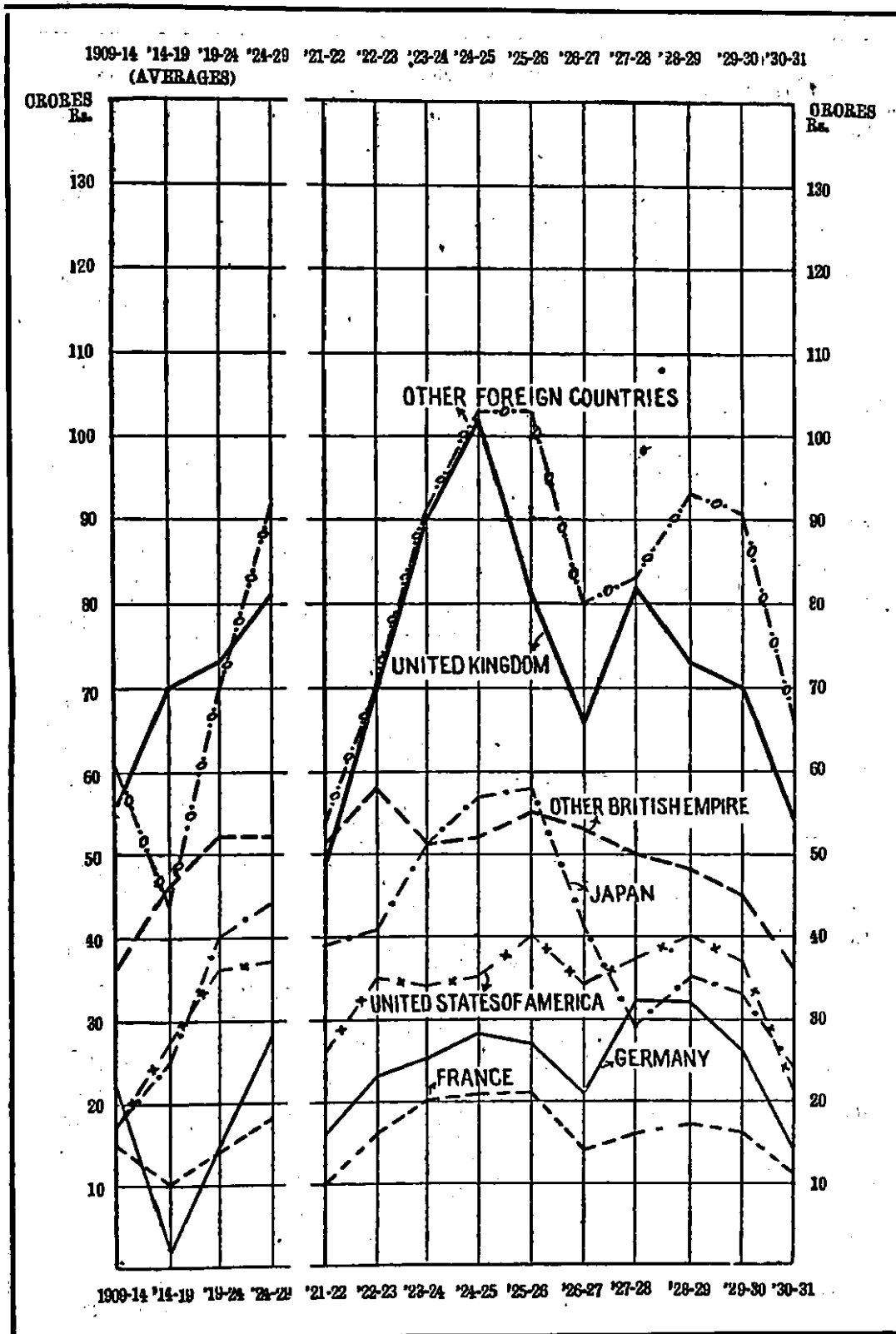


CHART 2.

(a) Variations in the shares of the principal countries in the import trade of British India during the last ten years ending 1930-31 as compared with averages of the pre-war, war and post-war quinquennia.

IMPORTS

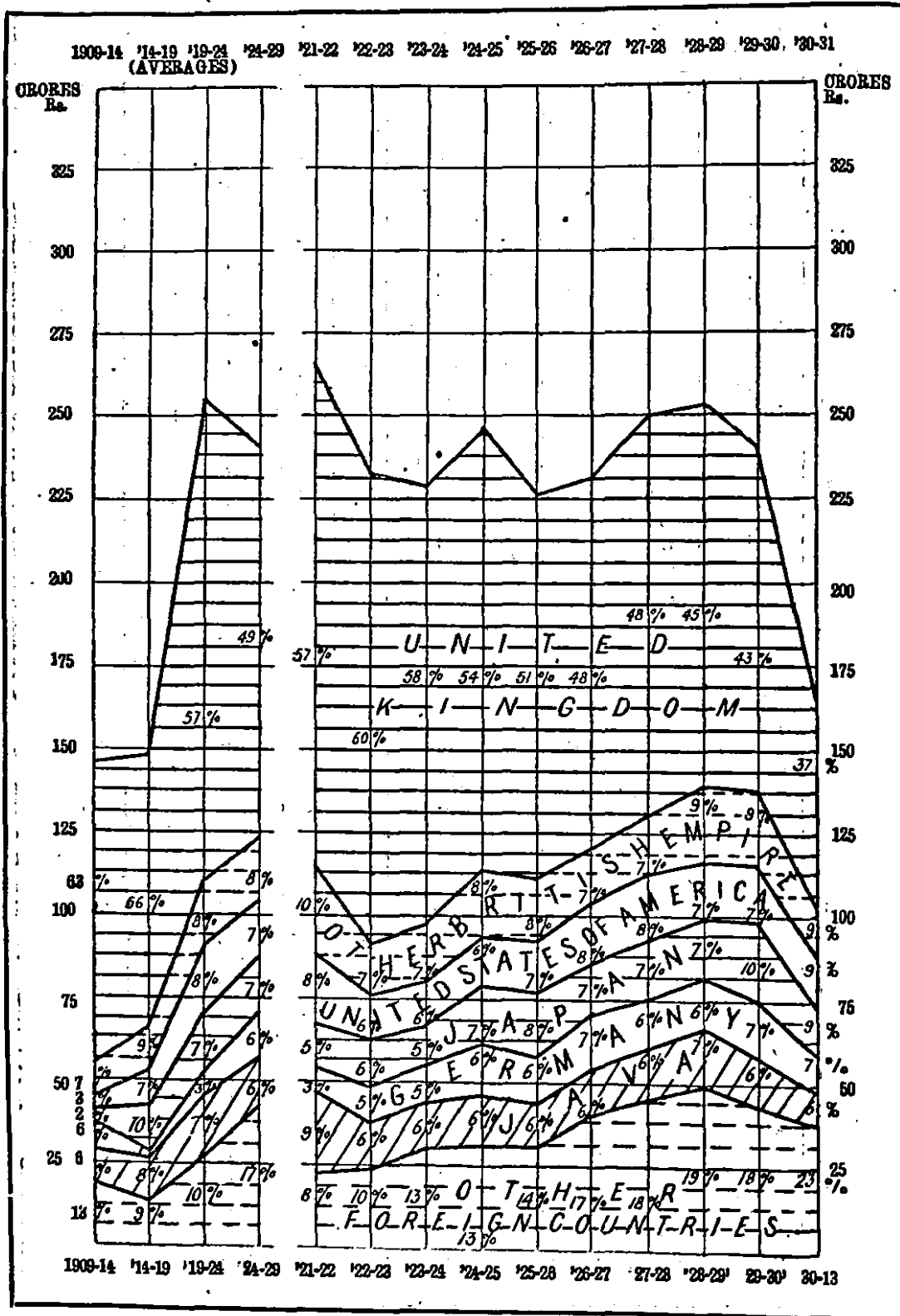
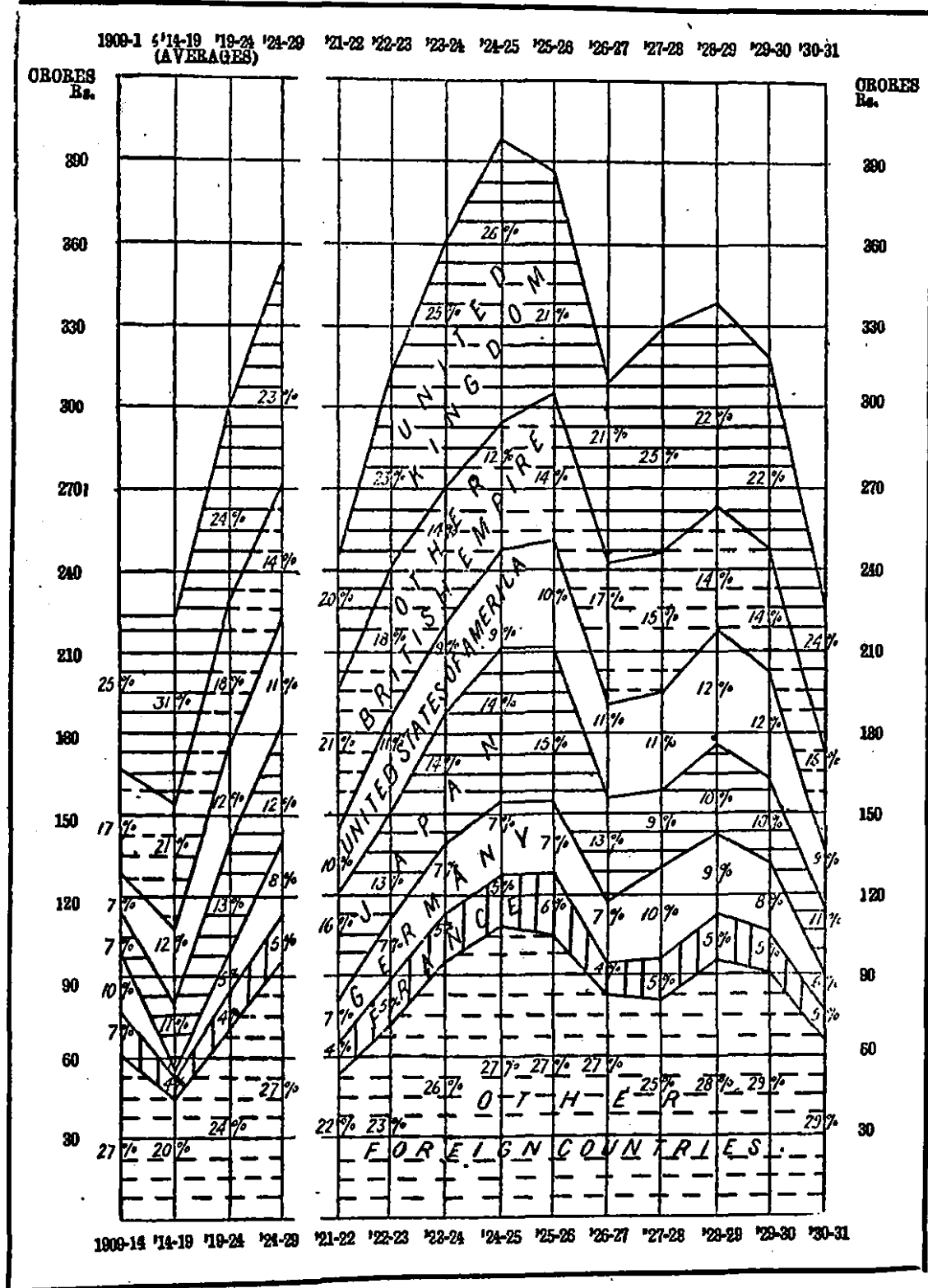


CHART 2.

(b) Variations in the shares of the principal countries in the Export trade of British India during the last ten years ending 1930-31 as compared with averages of the pre-war, war and post-war quinquennia.

EXPORTS



INTRODUCTORY NOTE.

1. Scope of the Returns.—The object of this Volume is to arrange the statistics of the sea-borne trade of India according to the principal countries with which trade is carried on, and the principal ports in India through which such trade passes. Imports are classified as received from the countries from which they have been consigned and exports are credited to the countries of final destination. Detailed information regarding shipping is also given in this Volume.

2. Statistical year.—All tables given in this Volume cover the five official years, April to March, 1926-27 to 1930-31, except the shipping tables Nos. 8 and 9 which show figures for 1930-31 only.

3. Abstract Tables.—Tables 1 to 7 and 10 show for each of the years 1926-27 to 1930-31 the shares of each principal country in the total import, export, and re-export trade.

Table 1 shows the total value of the imports of merchandise and treasure from each principal country, table 2 gives similar details of the exports, including re-exports, and table 3 shows separately the total figures of the exports and re-exports of merchandise only. In these three tables the countries are grouped into (1) the British Empire and (2) Foreign countries.

In tables 4 to 7 are given the shares of each principal country in the totals, imports, exports, and re-exports of merchandise, the countries being grouped geographically within each Continent.

Table 8 shows the shares of each maritime province in the total imports and exports, including re-exports, of private merchandise and treasure. Similar details for Government stores and treasure are given in table 9.

In table 10 is shown the total trade in merchandise of each maritime province with each principal country.

Table 11 shows the total imports and exports of merchandise and treasure separately at each port.

4. Trade at Ports.—Table 12 shows the quantities and values of the principal articles of merchandise, imported into and exported from each of the chief ports (Calcutta, Balasore, Bombay, Karachi, Fort St. George and Rangoon). The information as regards the chief ports in this table relates to the quantities and values of the principal articles of merchandise entered for export or cleared for import by the Customs at the chief ports. Imported goods, though landed at the ports to which they are accredited, may afterwards be carried in coasting vessels to other ports before passing into consumption. Thus these returns are not, strictly speaking, an exact indication of the imports and exports passing through each port.

5. Trade with countries.—Table 13 shows the quantities and values of the principal articles of merchandise, imported from and exported to each principal country, the countries being arranged geographically within each Continent. The trade in each article is recorded separately when its value is R10,000 or more under imports, and R5,000 or more under exports. If the value of the trade in any particular article is less than the limit stated, it is generally grouped under the head "all other articles of merchandise".

The articles are arranged in alphabetical order as in Volume I, provision being made for grouping together within the alphabetical order such articles as are related industrially or commercially.

6. Customs Revenue.—Tables 14, 15 and 16 give details of the Customs duty collected (a) on imports and exports at each port in each province, (b) in respect of the principal and other articles of imported merchandise, and (c) in respect of the dutiable articles of exported merchandise. In tables 15 and 16 the arrangement of articles follows the classification in the tariff schedules. Table 17 gives the amount of drawbacks paid and duties refunded on the principal and other articles imported and exported.

7. **Dutiable articles allowed free of duty and Bonded goods.**—Table 18 shows the dutiable articles of imported merchandise allowed free of duty for the use of private individuals and institutions, and table 19 shows the quantity of certain principal articles of merchandise imported, which remained in customs bonded warehouses on the last day of each of the official years 1926-27 to 1930-31. The figures do not, however, include duty-paid goods lying in the warehouses outside customs authority.

8. **Trade of Aden.**—The tables relating to the Trade and Navigation of Aden for 1930-31 are incorporated in this issue.

Nature of the Trade recorded in the Aden tables.—Imports include all goods which are manifested for Aden, while exports include all goods and re-exports shipped from Aden. Transshipment cargo, *i.e.*, cargo manifested for transshipment on through bills of lading, is shown separately as noted below. There is a very considerable land trade, and exports by sea necessarily include a considerable amount of re-exports of goods originally imported by land, and imports include goods which are intended for exports by land.

Countries to which imports or exports are credited in Aden.—Following the classification of the sea-borne trade returns of British India, imports are classified as received from the countries whence they were consigned to Aden, and exports are credited to the countries of final destination.

Method of ascertaining values in Aden.—The values of goods are generally based on consignor's invoices, and not on the wholesale cash price in Aden as required by section 30 of the Sea Customs Act. The values of goods imported or exported are taken from the import and export pass notes forwarded to the Political Resident, Aden, by the Port Trust Department. In the case of goods brought by steamers, the value is usually based upon the invoices; and in the case of cargo brought by *dhow*, the value is taken from Arabic advices. In many cases papers are not available and manifests have to be written out in Aden. The pass notes are stated to be scrutinised by the assessors of the Revenue Department and corrected, where necessary, by comparison with average market rates, which are ascertained periodically for the purpose.

Tables of the Trade of Aden.—These tables relate to the sea-borne and land trade and also to the shipping of the port of Aden for the official years 1926-27 to 1930-31. Tables 1A, 1B and 1C, and 2A, 2B and 2C are classified summaries, showing the values of the imports and exports from and to the British Empire and Foreign countries separately. Table 1 shows, for each of the years 1926-27 to 1930-31, the total sea-borne trade of Aden in private merchandise and treasure, and table 2 gives similar details of Government stores and treasure. Tables 3 and 4 show the total value of imports and exports, respectively, from and to each principal country, of merchandise and treasure separately. The countries in these two tables are arranged geographically within each Continent. Table 5 shows the total quantities and values of the principal articles of imports, and table 6 gives similar details of exports. Tables 7 and 8 are general tables and show the quantities and values of the imports and exports, respectively, with the countries from, or to which imported or exported. The articles are arranged alphabetically, provision being made for grouping together within the alphabetical order such articles as are related industrially or commercially, as in abstract tables 5 and 6. Tables 9 and 10 relate to the land trade and show the imports and exports from and to the interior of Arabia. Shipping figures are recorded in tables 11 to 14. Tables 15 and 16 show the number of packages of transshipment cargo for imports and exports during the year 1930-31.

9. **Trade of the French and the Portuguese Possessions in India.**—The trade is recorded in separate sets of tables, the trade of the French Possessions being for the five years ending 31st March, 1931. Accounts of the trade of the Portuguese Possessions in India for the five calendar years 1921 to 1925 were published as Supplement to the Annual Statement of the Sea-borne Trade of British India.

10. **Shipping Foreign Trade.**—*Entrances and clearances of vessels.*—Vessels bringing cargo from more than one Foreign Port are recorded as entering from the most distant port at which cargo for British India was embarked. Vessels

with cargo departing from British India for more than one Foreign Port are recorded as clearing for the most distant port at which cargo from British India is to be disembarked.

Vessels in the Foreign Trade are recorded as entering on the voyage inwards at the first port at which cargo is discharged, and as clearing on the voyage outwards at the last port at which cargo is laden. If on their inward voyage they enter a port in British India to discharge only a part of their cargoes and then proceed to other ports in British India, their clearances and entries after arrival at the first port are recorded in the Coasting Trade, whether they ship "Coasting Cargo" or not, for the foreign voyage is deemed to have ended on arrival at the port where part of the cargo is first discharged. If vessels on the voyage outwards load with part cargo for a Foreign Port, and part for some other port or ports in British India, they are recorded at the first port of departure as cleared in the Coasting Trade and such vessels are again recorded as cleared in the Foreign Trade at the last British Indian port.

Vessels in ballast are recorded both as to entries and clearances in the same way as vessels with cargo.

The classes of vessels which are distinguished in the shipping tables are detailed below :—

British.—Steamers and square-rigged sailing vessels, flying the British flag and registered under the English Merchant Shipping Act, 1894, in any port in the United Kingdom or in a British Possession other than British India.

British Indian.—Steamers and square-rigged sailing vessels, flying the British flag and registered under the Indian Merchant Shipping Act, X of 1841, or other enactment for the time being in force for the registration of ships in British India.

Native craft—

- (i) *British.*—Sailing vessels, not square-rigged, flying the British flag but not belonging to any port in British India or in Indian States.
- (ii) *British Indian.*—Sailing vessels, not square-rigged, belonging to ports in British India or in Indian States.
- (iii) *Foreign.*—Sailing vessels, not square-rigged, flying a flag other than the British flag or that of an Indian State.

Foreign.—Steamers and square-rigged sailing vessels flying a flag other than the British flag.

Abstract table 1 gives the total entries and clearances in each maritime province, and tables 2 and 3 show the countries from which the vessels entered or to which they cleared. In tables 4 and 5 is shown the nationality of these vessels. Tables 6 and 7 give the details of shipping at each port in each province. In tables 8 and 9 are shown for one year only the nationality as well as the countries (from which entered or to which cleared) of vessels with cargoes and in ballast, respectively. Table 10 shows the number and tonnage of steam-vessels built at each port and table 11 gives similar details of vessels first registered.

11. **Alteration in Countries.**—The list of countries has been revised in accordance with the territorial re-adjustments brought about by the War, and the changes have been introduced in the Sea-borne Trade returns of British India with effect from April, 1921.

12. **Charts.**—Diagrams have been added, illustrating the variations in the import and export trade of British India with principal countries during the ten years ending 1930-31, as compared with averages of the pre-war, war and post-war quinquennia.

D. B. MEEK,
Director-General.

DEPARTMENT OF COMMERCIAL INTELLIGENCE
AND STATISTICS, INDIA;
Calcutta, June 2nd, 1932.

Volume II.

CONTENTS.

TABLES RELATING TO THE SEA-BORNE TRADE OF BRITISH INDIA.

No. of Table.		Page
	Charts illustrating (1) Variations in the Trade of British India with Principal Countries during the ten years ending 1930-31, as compared with averages of the pre-war, war and post-war quinquennia.	} frontis-piece
	(2) Variations in the shares of the Principal Countries in the Import and Export trade of British India during the ten years ending 1930-31, as compared with averages of the pre-war, war and post-war quinquennia.	} ..
	Introductory Note	i-iii
	Contents	iv-x
I.—ABSTRACT TABLES—		
1	Imports of Merchandise and Treasure (including Government transactions)—	
	From each Country. Value	2
	Exports of Private Merchandise and Treasure—	
	To each Country. Value—	
2	(a) Total	6
3	(b) Indian Merchandise }	10
	(c) Foreign Merchandise }	
4	Total Trade (Imports, Exports, and Re-exports) in Private Merchandise with each Continent	14
5	Import Trade in Private Merchandise with each Continent. Value	16
6	Export Trade in Private Merchandise (Indian) with each Continent	18
7	Re-export " " (Foreign) " "	20
	Share of each Province in the Imports and Exports of Merchandise and Treasure Value—	
8	Private Trade	22
9	Government Stores and Treasure	23
10	Trade of each Province with each Country. Value	24
11	Trade at each Port. Value	30
II.—DETAILED STATEMENT OF THE TRADE AT THE CHIEF PORTS—		
	Imports and Exports of Merchandise at Chief Port of each Province. Value—	
12	Calcutta	38
	Balasore	76
	Bombay	77
	Karachi	119
	Fort St. George	140
	Rangoon	181

CONTENTS—continued.

No. of Table		Page.
	III.—DETAILED STATEMENT OF THE TRADE WITH EACH COUNTRY—	
	I.—Europe—	
13	United Kingdom	211
14	Russia	250
15	Finland	251
16	Estonia	252
17	Latvia	253
18	Lithuania	253
19	Georgia	254
20	Sweden	255
21	Norway	260
22	Denmark	262
23	Poland (including Dantzig)	265
24	Germany	266
25	Netherlands	287
26	Belgium	298
27	Luxemburg	310
28	Channel Islands	311
29	France	312
30	Spain	325
31	Gibraltar	327
32	Portugal	328
33	Malta and Gozo	329
34	Switzerland	330
35	Italy	334
36	Fiume	348
37	Austria	349
38	Hungary	354
39	Czechoslovakia	354
40	Serb-Croat-Slovene State	358
41	Albania	359
42	Bulgaria	359
43	Roumania	360
44	Greece	361
45	Crète	362
46	Turkey	363
47	Cyprus	365

CONTENTS—*continued.*

No. of Table.		Page.
	III.—DETAILED STATEMENT OF THE TRADE WITH EACH COUNTRY—<i>continued</i>	
	II.—Asia—	
13	Turkey	366
"	Syria	368
"	Armenia	370
"	Azerbaijan	370
"	Smyrna	371
"	Palestine	372
"	Aden and Dependencies	373
"	Iraq	382
"	Maskat Territory and Trucial Oman	394
"	Other Native States in Arabia	399
"	Bahrain Islands	406
"	Perak	410
"	Henjam Island	419
"	Afghanistan	420
"	Maldives	421
"	Ceylon	422
"	Straits Settlements (<i>including</i> Labuan)	437
"	Federated Malay States	456
"	Sumatra	458
"	Java	460
"	Borneo (British and Dutch)	465
"	Celebes and other Islands	465
"	Dutch New Guinea	466
"	Siam	466
"	Indo-China (<i>including</i> Cochin-China, Cambodia, Annam, Tonkin and French leased Territories in China)	470
"	Philippine Islands and Guam	472
"	Macao	473
"	Formosa	474
"	Hongkong	474
"	China (exclusive of Hongkong and Macao)	483
"	Korea	490
"	Japan	491

CONTENTS—*continued.*

No. of Table.		Page.
	III.—DETAILED STATEMENT OF THE TRADE WITH EACH COUNTRY—<i>continued</i>	
	III.—Africa—	
13	Egypt	507
"	Tripoli	513
"	Tunis	514
"	Algeria	515
"	Morocco	515
"	Canary Islands	516
"	Gold Coast (<i>including British Togoland</i>)	516
"	Nigeria (<i>including British Cameroons</i>)	517
"	Belgian Congo	517
"	British, French, Spanish, and Portuguese Possessions in West Africa	517
"	Protectorate of South-West Africa	518
"	Cape of Good Hope	518 ✓
"	Natal	521
"	Transvaal	526 ✓
"	Rhodesia	527
"	Portuguese East Africa	527
"	Madagascar	532
"	Reunion	533
"	Zanzibar and Pemba	533
"	Kenya Colony	538
"	Tanganyika Territory	544
"	Uganda Protectorate	547
"	Nyasaland Protectorate	547
"	Italian East Africa (Somáland and Eritrea)	548
"	Somáland (British and French)	550
"	Abyssinia	552
"	Anglo-Egyptian Sudan	552
"	Mauritius and Dependencies	555
"	Seychelles	559
	IV.—America—	
"	Canada	561
"	Newfoundland and Coast of Labrador	565
"	United States	565
"	Bermudas	586
"	Cuba	586
"	Hayti and St. Domingo	587
"	Porto Rico	587
"	West Indies (British and Foreign)	588
"	Mexico	589

CONTENTS—*continued.*

No. of Table.		Page.
III.—DETAILED STATEMENT OF THE TRADE WITH EACH COUNTRY—<i>concluded.</i>		
IV.—America—<i>continued.</i>		
13	Central America. { Guatemala	589
"	Honduras	590
"	San Salvador	590
"	Nicaragua	590
"	Costa Rica	591
"	Colombia	591
"	Panama	592
"	Venezuela	592
"	British Guiana	592
"	Dutch Guiana	593
"	Brazil	594
"	Paraguay	595
"	Uruguay	595
"	Argentine Republic	596
"	Chile	596
"	Peru	597
"	Ecuador	598
"	Bolivia	598
V.—Australasia and Oceania—		
"	Australian Commonwealth	599
"	Territory of Papua	606
"	New Zealand (<i>including</i> Nauru and Br. Samoa)	606
"	Fiji Islands	608
"	Hawaii	609
"	Other Islands in the Pacific	610
IV.—Customs Duty. Gross amount collected—		
14	At each Port in each Province	611
15	On Principal and other Articles imported	615
16	On Articles exported	626
V.—Drawbacks and Refunds. Amount—		
17	On principal and other Articles imported and exported	627
18	VI.—Dutiable Articles of Imported Merchandise allowed Free of Duty. Quantity and Value	637
VII.—Bonded Goods—		
19	Principal Articles warehoused under Bond. Quantity	644

CONTENTS—continued.

No. of Table.		Page.
	VIII.—TRADE AND NAVIGATION OF ADEN (1926-27 to 1930-31).	
	SEA-BORNE TRADE.	
	I.—ABSTRACT TABLES FOR OFFICIAL YEARS 1926-27 to 1930-31—	
1A	Summary of Imports—From British Empire	646
1B	" " " Foreign Countries	647
1C	" " " British Empire and Foreign Countries	648
2A	Summary of Exports—To British Empire	650
2B	" " " Foreign Countries	651
2C	" " " British Empire and Foreign Countries	652
1	Imports and Exports—Merchandise and Treasure—Sea-borne Trade with Foreign Countries and with India. Total value	654
2	Imports and Exports—Government Stores and Treasure—From and to Foreign Countries and India. Total value	654
3	Imports—Merchandise and Treasure—From each Foreign Country and Ports in India. Total value	655
4	Exports—Merchandise and Treasure—To each Foreign Country and Ports in India. Total value	657
5	Imports—Articles of Merchandise. Quantity and value	659
6	Exports—Articles of Merchandise. Quantity and value	673
	II.—DETAILED STATEMENT OF IMPORTS—	
7	Principal and other Articles of Merchandise and Treasure (1926-27 to 1930-31)	680
	III.—DETAILED STATEMENT OF EXPORTS—	
8	Principal and other Articles of Merchandise and Treasure (1926-27 to 1930-31)	801
	INLAND TRADE.	
9	Imports—Articles of Merchandise and Treasure—From the interior of Arabia by Land—Quantity and value—1930-31	876
10	Exports—Articles of Merchandise and Treasure—To the interior of Arabia per Inland Communication—Quantity and value—1930-31 compared with 1929-30	878
	NAVIGATION.	
11	Shipping with each country—Entered—Total Number and Tonnage of vessels— British, British Indian, and Foreign—1926-27 to 1930-31	885
12	" " " Cleared—Total Number and Tonnage of vessels— British, British Indian, and Foreign—1926-27 to 1930-31	886
13	Nationality of Vessels (Steam and Sailing)—Entered and cleared—Total Number and Tonnage of Vessels of each Nation—1926-27 to 1930-31	888
14	Nationality of Country Crafts—Entered and cleared—Total Number and Tonnage of Country Crafts of each Nation—1926-27 to 1930-31	891
15	Import Transhipment Cargo—1930-31	896
16	Export " " —1930-31	910

CONTENTS—concluded.

No. of Table.		Page.
	IX.—TRADE OF THE FRENCH POSSESSIONS IN INDIA (1926-27 to 1930-31)—	
1	IMPORTS AND EXPORTS . SEA-BORNE FOREIGN AND COASTING TRADE—Total Value thereof	926
2	IMPORTS AND EXPORTS . SEA-BORNE FOREIGN AND COASTING TRADE AT EACH PORT—Value thereof	926
3	IMPORTS MERCHANDISE — From each Foreign Country and Ports in India—Value thereof	927
4	EXPORTS MERCHANDISE —To each Foreign Country and Ports in India—Value thereof	927
5	IMPORTS FROM FOREIGN COUNTRIES —Principal Articles of Merchandise—Quantity and Value	928
6	EXPORTS TO FOREIGN COUNTRIES—Principal Articles of Foreign and Indian Merchandise—Quantity and Value	929
7	IMPORTS FROM INDIAN PORTS—Principal Articles of Merchandise—Quantity and Value	930
8	EXPORTS TO INDIAN PORTS—Principal Articles of Foreign and Indian Merchandise—Quantity and Value	931
	SHIPPING.	
	I.—ABSTRACT TABLES—	
	Vessels Entered and Cleared with Cargoes and in Ballast. Number and Tonnage—	
1	Into and from each Province	933
	Trade with each Country—	
2	Vessels Entered with Cargoes and in Ballast. Number and Tonnage	935
3	„ Cleared „ „ „ „ „ „ „ „	939
	Nationality of Vessels—	
1	Vessels Entered with Cargoes and in Ballast. Number and Tonnage	943
5	„ Cleared „ „ „ „ „ „ „ „	945
	Shipping at each Port—	
	Vessels Entered and Cleared. Number and Tonnage—	
6	(a) With Cargoes	947
7	(b) In Ballast	963
	II.—DETAILED STATEMENT OF THE TRADE WITH EACH COUNTRY AND NATIONALITY OF VESSELS (1930-31)—	
	Vessels Entered and Cleared. Number and Tonnage—	
8	(a) With Cargoes	977
9	(b) In Ballast	989
	III.—VESSELS BUILT (1926-27 to 1930-31). Number and Tonnage—	
10	At each Port	997
	IV.—VESSELS REGISTERED (1926-27 to 1930-31). Number and Tonnage—	
11	At each Port	1001
	INDEX	1006

ABSTRACT TABLES NOS. 1 TO 11.

ABSTRACT TABLES
IMPORTS

(2)

No. 1
VALUE of the TOTAL IMPORTS of MERCHANDISE an

COUNTRIES	IMPORTS						
	1926-27			1927-28.			MERCHANDISE
	MERCHANDISE	TREASURY	TOTAL	MERCHANDISE	TREASURY	TOTAL	
£	£	£	£	£	£	£	
BRITISH EMPIRE—							
Private Merchandise and Treasure—							
United Kingdom	110,53,42,516	14,79,69,180	125,33,11,696	119,21,01,021	9,62,94,114	128,83,95,135	118,24,42,969
Channel Islands	2,19,049	..	2,19,049	7,79,465	..	7,79,465	536
Gibraltar	5,08,885	..	5,08,885	2,84,254	..	2,84,254	92,537
Malta and Goso	11,982	..	11,982	2,534	..	2,534	6,038
Cyprus	3,835	..	3,835	157	..	157	17,823
Palestine	1,773	..	1,773	16,602	..	16,602	9,006
Aden and Dependencies	52,01,625	50,49,375	1,03,41,001	66,01,213	48,41,895	1,14,43,108	62,47,421
Iraq*	70,04,670	92,48,099	1,62,47,769	—	—	—	—
Sahara Islands	25,95,474	41,95,827	67,91,301	23,57,904	34,37,567	57,95,471	20,15,814
Maldives	1,20,059	..	1,20,059	1,46,819	..	1,46,819	1,16,723
Ceylon	1,37,14,916	4,90,256	1,42,05,174	1,90,06,847	52,97,986	2,43,04,833	2,10,40,666
Straits Settlements (including Labuan)	5,82,12,993	4,76,393	5,86,89,235	5,84,21,731	10,22,758	5,94,44,489	5,10,86,713
Federated Malay States	3,08,108	67	3,08,170	2,89,370	205	2,89,575	2,89,746
British Borneo	86,34,451	..	86,34,451	28,13,791	..	28,13,791	20,93,396
Hongkong	90,21,157	12,91,553	1,02,12,715	1,15,80,774	9,07,638	1,24,88,412	78,33,092
Gambia
Cape of Good Hope	9,535	..	9,535	83,054	..	83,054	51,080
Natal	21,72,439	11,93,24,870	12,24,97,309	53,26,615	8,62,30,252	9,15,56,867	52,25,572
Transvaal	2,151	30	2,181	1,807	..	1,807	12,403
Rhodesia	9,360	..	9,360	20	..	20	..
Zanzibar and Pemba	35,17,576	64,043	35,81,624	41,21,719	60,037	41,81,756	33,11,736
Kenya Colony	2,20,14,393	..	2,20,14,393	2,17,56,235	..	2,17,56,235	2,33,50,233
Tanganyika Territory	15,06,210	..	15,06,210	7,08,754	..	7,08,754	4,17,959
Uganda Protectorate	603	..	603	2,223
Nyasaland Protectorate	20,823	..	20,823	3,173	..	3,173	703
Somaland Protectorate	836	..	836	1,415	..	1,415	21,162
Anglo-Egyptian Sudan	8,810	..	8,810	9,377	..	9,377	68,613
Mauritius and Dependencies	44,899	70,94,500	71,39,399	57,294	11,70,000	12,27,294	40,650
Seychelles	72,768	..	72,768	45,415	..	45,415	3,27,508
Canada	1,68,83,092	..	1,68,83,052	1,78,50,307	..	1,78,50,307	2,45,72,123
Bermudas	2	..	2	..
British West India Islands	9,961	..	9,961	25,144	..	25,144	7,910
" Guiana	302	..	302	5,107	..	5,107	..
Australian Commonwealth	1,69,60,876	3,69,21,480	5,38,82,356	1,91,56,751	1,92,90,060	3,84,56,811	3,45,55,088
New Zealand (including Nauru and British Samoa)	54,555	7,53,130	8,07,735	1,43,230	21,10,099	22,53,329	1,04,705
Fiji Islands	2,146	..	2,146	4,403	..	4,403	7,024
Total Private Merchandise and Treasure	127,02,31,736	33,27,73,764	160,30,55,550	136,36,93,412	22,06,62,611	158,43,56,023	136,58,19,169
Government Stores and Treasure—							
United Kingdom	6,76,03,522	8,73,310	6,79,76,832	7,57,87,363	4,39,203	7,62,27,066	7,50,31,970
Other Countries	85,27,057	6,87,480	41,64,537	43,79,209	94,889	49,74,098	27,58,555
Total Government Stores and Treasure	7,11,30,579	10,10,790	7,21,41,369	8,06,67,072	5,34,092	8,12,01,164	7,77,90,525
GRAND TOTAL BRITISH EMPIRE	134,14,12,365	33,37,84,554	167,51,96,919	144,43,60,484	22,11,96,703	166,55,57,187	144,36,09,693
FOREIGN COUNTRIES—							
Private Merchandise and Treasure—							
Russia	51,56,637	..	51,56,637	48,52,016	..	48,52,016	84,87,213
Finland	16,99,757	..	16,99,757	3,93,206	..	3,93,206	6,45,420
Estonia	3,51,443	..	3,51,443	3,93,880	..	3,93,880	10,60,893
Latvia	30,006	..	30,006	1,92,191	..	1,92,191	3,94,459
Lithuania
Georgia	9,635	..	9,635	81,44,645	..	81,44,645	1,50,40,773
Sweden	1,26,88,354	..	1,26,88,354	1,25,60,041	..	1,25,60,041	1,10,84,766
Norway	69,52,825	..	69,52,825	87,01,968	..	87,01,968	78,93,062
Denmark	6,91,931	..	6,91,931	13,41,895	..	13,41,895	13,31,279
Poland (including Dantzg)	42,52,367	..	42,52,367	5,23,432	..	5,23,432	8,83,249
Germany	16,90,71,677	..	16,90,71,977	15,34,34,747	..	15,34,34,747	15,34,36,461
Netherlands	4,66,26,070	14,945	4,66,41,015	4,80,60,422	1,08,000	4,81,68,422	4,76,78,761
Belgium	6,80,08,052	..	6,80,08,052	7,47,63,595	..	7,47,63,595	7,19,96,747
Luxemburg	18,84,689	..	18,84,689	23,32,162	..	23,32,162	20,89,652
France	3,55,66,145	32,90,243	3,82,56,388	4,30,15,164	83,21,025	5,13,37,089	4,77,56,040

* Shown as a Foreign Country from 1927-28.

TREASURE from each COUNTRY, in each Official Year from 1926-27 to 1930-31

IMPORTS								COUNTRIES
1928-29		1929-30			1930-31			
TREASURE	TOTAL	MERCHANDISE	TREASURE	TOTAL	MERCHANDISE	TREASURE	TOTAL	
£	£	£	£	£	£	£	£	
11,20,00,447	124,53,52,416	103,10,30,140	9,61,01,038	112,71,81,178	61,23,70,742	9,66,84,199	70,95,54,941	BRITISH EMPIRE—
..	580	80	..	80	Private Merchandise and Treasure—
..	92,537	69,030	..	69,030	1,23,857	..	1,23,857	United Kingdom
..	6,038	6,367	..	6,367	302	..	302	Channel Islands
..	17,823	807	..	807	879	..	879	Gibraltar
..	9,006	14,954	..	14,954	42,484	..	42,484	Malta and Gozo
35,57,877	98,05,298	56,93,820	42,42,103	99,40,923	33,01,907	17,29,745	50,31,652	Cyprus
..	Palestine
27,55,033	47,70,897	21,34,440	22,44,770	43,79,210	7,96,740	26,45,408	34,42,148	Aden and Dependencies
..	1,16,723	68,517	..	68,517	73,930	..	73,930	Iraq*
27,59,725	2,38,00,391	1,30,13,013	1,40,46,065	3,20,54,078	1,43,46,619	1,02,43,340	2,45,94,959	Bahrain Islands
5,78,450	5,16,65,162	6,10,53,849	5,01,974	6,21,55,823	3,96,80,346	68,33,032	4,65,18,378	Maldives
..	2,39,746	2,06,857	160	2,06,817	1,45,557	..	1,45,557	Ceylon
..	20,93,396	20,58,933	..	20,58,932	30,47,452	..	30,47,452	Straits Settlements (including Labuan)
4,79,099	83,12,191	73,60,223	7,04,665	80,64,393	36,82,190	46,73,709	1,33,55,899	Federated Malay States
..	..	603	..	603	British Borneo
..	51,080	26,835	..	26,835	45,666	..	45,666	Hongkong
12,51,17,113	14,03,42,635	60,40,930	4,25,77,851	4,36,24,331	42,37,935	6,75,35,575	7,18,73,410	Gambia
..	12,403	15,363	..	15,363	12,093	..	12,093	Cape of Good Hope
..	..	1,040	..	1,040	Natal
20,799	33,32,529	45,65,061	13,699	45,78,780	34,70,457	..	34,70,457	Transvaal
4,000	2,33,54,223	2,93,15,357	..	2,93,15,357	3,00,93,707	..	3,00,93,707	Rhodesia
..	4,17,959	3,50,333	..	3,50,333	11,07,318	..	11,07,318	Zanzibar and Pemba
..	2,223	345	..	345	140	..	140	Kenya Colony
..	703	3,450	..	3,450	777	..	777	Tanganyika Territory
..	21,162	30,364	12,000	42,664	12,678	..	12,678	Uganda Protectorate
..	63,612	18,346	..	18,346	50,545	..	50,545	Nyasaland Protectorate
11,78,000	12,13,050	13,763	..	13,763	37,378	1,00,000	1,37,278	Somaland Protectorate
..	3,27,506	13,874	..	13,874	1,45,052	..	1,45,052	Anglo-Egyptian Sudan
..	2,45,72,123	1,90,59,605	..	1,90,59,605	1,32,56,939	..	1,32,56,939	Mauritius and Dependencies
..	Seychelles
..	7,910	92,735	..	92,735	15,284	..	15,284	Canada
..	Bermudas
2,20,68,431	10,65,23,510	5,53,76,413	4,57,57,793	9,91,34,206	2,41,76,379	2,10,75,451	4,52,52,330	British West India Islands
36,76,349	37,81,054	3,43,925	34,66,216	33,15,141	3,49,935	16,25,327	19,75,312	.. Gulana
..	7,024	3,396	200	3,596	1,937	..	1,937	Australian Commonwealth
28,51,04,367	165,00,23,535	124,46,14,438	20,76,68,523	145,22,32,966	76,01,90,675	21,62,05,786	97,63,96,461	New Zealand (including Niue and Tokelau Islands)
..	Fiji Islands
1,320	7,50,33,290	6,96,47,311	12,590	6,30,59,901	6,48,45,235	1,177	6,48,46,462	Total Private Merchandise and Treasure
484	27,50,039	23,63,125	1,23,033	24,92,063	18,85,333	61,900	19,17,733	Government Stores and Treasure—
1,604	7,77,92,329	6,60,10,436	1,41,523	6,61,51,964	6,68,81,113	83,077	6,67,64,195	United Kingdom
28,51,06,171	172,87,15,864	131,06,24,974	20,78,10,056	161,84,34,930	82,68,71,793	21,62,83,863	1,04,31,60,656	Other Countries
..	Total Government Stores and Treasure
..	84,37,213	45,07,962	..	45,07,962	1,03,74,794	..	1,03,74,794	GRAND TOTAL BRITISH EMPIRE
..	6,45,420	11,14,448	..	11,14,448	16,63,433	..	16,63,433	FOREIGN COUNTRIES—
..	10,60,892	12,49,440	..	12,49,440	13,12,925	..	13,12,925	Private Merchandise and Treasure—
..	3,94,450	4,33,862	..	4,33,862	3,40,921	..	3,40,921	Russia
..	65,051	..	65,051	Finland
..	1,50,40,778	1,08,53,193	..	1,08,53,193	1,21,52,075	..	1,21,52,075	Estonia
..	1,10,34,706	1,39,93,271	..	1,39,93,271	97,75,022	..	97,75,022	Latvia
..	73,93,032	1,02,91,648	..	1,02,91,648	35,52,054	..	35,52,054	Lithuania
..	18,81,279	12,49,075	..	12,49,075	11,18,931	..	11,18,931	Georgia
..	3,33,249	14,47,029	..	14,47,029	31,42,125	..	31,42,125	Sweden
6,880	15,34,43,341	15,79,20,947	..	15,79,20,947	12,33,41,540	..	12,33,41,540	Norway
..	4,76,73,761	4,22,33,916	2,71,334	4,25,55,750	3,22,33,647	..	3,22,33,647	Denmark
..	7,19,96,747	6,73,67,513	..	6,73,67,513	4,66,92,233	..	4,66,92,233	Poland (including Danzig)
..	20,39,652	45,12,674	..	45,12,674	13,19,377	..	13,19,377	Germany
1,34,703	4,79,40,443	4,57,23,493	20,64,711	4,77,83,114	2,33,39,355	11,22,577	3,00,12,432	Netherlands
..	Belgium
..	Luxemburg
..	France

* Shown as a Foreign Country from 1927-28.

[Continued on next page]

ABSTRACT TABLES
IMPORTS

(4)

No. 1—continued

VALUE of the TOTAL IMPORTS of MERCHANDISE and

COUNTRIES	IMPORTS						
	1926-27			1927-28			MERCHANDISE
	MERCHANDISE	TREASURY	TOTAL	MERCHANDISE	TREASURY	TOTAL	
£	£	£	£	£	£	£	
FOREIGN COUNTRIES—continued							
Private Merchandise and Treasure—contd.							
Spain	20,58,891	..	20,58,891	34,03,400	..	34,03,400	20,78,813
Portugal	6,24,933	..	6,24,933	6,06,174	..	6,06,174	4,29,58
Switzerland	2,19,60,040	..	2,19,60,040	2,68,10,247	..	2,68,10,247	2,57,12,189
Italy	6,16,11,411	9,57,008	6,25,68,419	6,76,30,625	18,79,978	6,95,10,608	7,35,81,631
Wlame	4,29,261	..	4,29,261	63,760
Austria	1,10,82,788	8,97,771	1,10,80,559	1,26,08,336	4,74,751	1,30,83,087	1,40,11,980
Hungary	60,83,885	..	60,83,885	8,11,537	..	8,11,537	6,54,456
Czechoslovakia	1,66,65,225	..	1,66,65,225	1,22,39,457	..	1,22,39,457	1,29,49,424
Serb-Croat Slovene State (Jugo-Slavia)	1,67,790	..	1,67,790	2,88,636	..	2,88,636	3,02,785
Albania	630	..	630	278
Roumania	5,112	..	5,112	2,500	..	2,500	2,62,835
Greece	2,04,953	..	2,04,953	2,60,048	..	2,60,048	4,66,304
Turkey, European	10,898	..	10,898	43,497	..	43,497	62,851
Turkey, Asiatic	9,212	..	9,212	2,247	..	2,247	11,324
Syria	1,616	..	1,616	4,672	..	4,672	25,355
Armenia	1,065	..	1,065	2,887
Azerbaijan
Smyrna	17,801	..	17,801	37,850	..	37,850	4,849
Mesopotamian Territory and Trucial Oman	37,20,840	11,26,817	48,47,657	40,58,289	5,50,445	46,08,734	31,78,087
Other Native States in Arabia	7,50,548	25,71,986	33,22,534	10,88,602	53,26,436	64,15,038	3,55,770
Iraq*	95,15,907	40,59,113	1,35,75,020	71,51,634
Persia	1,98,13,908	8,02,916	2,06,16,824	2,94,80,760	95,980	2,95,76,740	3,82,46,989
Henjam Island	3,329	..	3,329	10,946	..	10,946	1,975
Sumatra	5,45,434	..	5,45,434	10,18,012	..	10,18,012	13,39,786
Java	14,42,27,504	3,946	14,42,31,450	14,70,75,220	13	14,70,75,233	16,41,57,239
Borneo (Dutch)	91,36,927	..	91,36,927	1,36,31,029	..	1,36,31,029	1,17,79,629
Celebes and other Islands	78,216	..	78,216	41,297	..	41,297	11,64,264
Siam	12,65,065	63,112	13,28,177	23,12,019	31	23,12,050	31,61,794
Indo-China (including Cochin-China, Cambodia, Annam, Tonkin and French leased territories in China)	5,16,743	..	5,16,743	28,22,429	..	28,22,429	1,95,05,402
Philippine Islands and Guam	9,77,414	..	9,77,414	11,77,323	..	11,77,323	8,18,915
Macao	110
Formosa	4,085	..	4,085	178	..	178	..
China (exclusive of Hongkong and Macao)	3,30,99,562	99,96,143	4,30,95,705	4,41,26,962	22,26,539	4,63,53,501	4,31,77,502
Korea
Japan	16,47,24,110	287	16,47,24,397	17,90,19,207	..	17,90,19,207	17,67,67,462
Egypt	42,11,277	1,07,05,706	1,49,16,983	52,86,488	2,35,35,125	2,88,21,608	43,78,653
Tripoli	495	..	495	5,42,979
Tunis	407	..	407	..
Algeria	204	..	204	..
Morocco
Canary Islands	97,445
French West Africa	22,095	..	22,095	5,856
Belgian Congo
Portuguese West Africa	300	..	300	315	..	315	..
Portuguese East Africa	9,37,018	..	9,37,018	15,09,079	..	15,09,079	8,99,759
Madagascar	14,936	..	14,936	51,292	..	51,292	52,092
Reunion	122
Italian East Africa (Somaliland and Eritrea)	12,06,590	..	12,06,590	15,64,339	..	15,64,339	12,75,276
French Somaliland	1,77,838	..	1,77,838	2,08,029	..	2,08,029	2,90,545
Abyssinia	135	..	135
United States of America	18,23,74,618	4,90,41,235	23,23,15,853	20,43,18,046	8,09,19,529	28,52,37,572	17,92,08,948
Cuba	520	..	520	15,32,578	..	15,32,578	6,224
Haiti and St. Domingo	730	..	730	394	..	394	1,083
Dutch West Indies
Mexico
Colombia
Panama	104	..	104
Venezuela
Brazil	677	..	677
Uruguay	5,498	..	5,498
Argentine Republic (including the Atlantic Coast of Patagonia)	3,887	..	3,887	2,563
Chile (including the Pacific Coast of Patagonia)	1,87,030	..	1,87,030	5,257	..	5,257	16,38,522
Peru	8,18,498	..	8,18,498	10,10,050
Hawaii	17,581	..	17,581	3,900	..	3,900	..
Total Private Merchandise and Treasure	104,19,26,390	8,03,72,115	112,22,98,505	113,46,70,954	12,74,97,867	126,21,68,811	116,72,40,573
Government Stores and Treasure	2,43,45,548	11,63,904	2,60,09,452	2,62,07,227	2,58,969	3,64,66,196	2,31,29,094
GRAND TOTAL FOREIGN COUNTRIES	106,67,71,938	8,16,36,019	114,84,07,957	117,08,78,181	12,77,56,836	129,86,35,007	119,03,69,667
GRAND TOTAL BRITISH EMPIRE AND FOREIGN COUNTRIES	240,81,84,303	41,53,20,578	282,35,04,876	261,52,38,665	34,89,53,529	296,41,92,194	263,89,79,360

* Shown as a Foreign Country from 1927-28.

TREASURE from each COUNTRY, in each Official Year from 1926-27 to 1930-31—continued

IMPORTS								COUNTRIES
1928-29		1929-30			1930-31			
TREASURE	TOTAL	MERCHANDISE	TREASURE	TOTAL	MERCHANDISE	TREASURE	TOTAL	
£	£	£	£	£	£	£	£	
	26,78,318	29,78,101	..	29,78,101	29,83,025	..	29,83,025	FOREIGN COUNTRIES—continued
..	4,29,584	3,15,518	..	3,15,518	4,30,821	..	4,30,821	Private Merchandise and Treasure—cont'd.
..	2,57,12,189	2,12,10,698	..	2,12,10,698	1,26,83,988	..	1,26,83,988	Spain
..	7,35,81,631	6,78,36,961	2,03,490	6,75,40,451	4,60,51,822	..	4,50,51,822	Portugal
..	63,760	2,26,715	..	2,26,715	20,167	..	20,167	Switzerland
1,21,446	1,41,33,376	1,22,93,647	1,20,274	1,24,13,921	81,56,282	..	81,56,282	Italy
..	6,54,456	66,85,494	..	66,85,494	21,52,329	..	21,52,329	Flume
..	1,29,49,424	1,66,13,784	..	1,66,13,784	97,03,011	..	97,03,011	Austria
..	3,02,785	12,54,087	..	12,54,087	6,16,340	..	6,16,340	Hungary
..	278	18,141	..	18,141	Czechoslovakia
..	2,62,835	1,50,091	..	1,50,091	Serb-Croat Slovene State (Jugo-Slavia)
..	4,86,304	3,83,188	..	3,83,188	2,18,145	..	2,18,145	Albania
..	62,351	10,627	..	10,627	28,563	..	28,563	Roumania
..	11,324	16,707	..	16,707	4,300	..	4,300	Greece
..	25,355	14,772	..	14,772	4,237	..	4,237	Turkey, European
..	2,887	5,614	..	5,614	Turkey, Asiatic
..	..	44,35,033	..	44,35,033	64,65,095	..	64,65,095	Syria
..	4,849	1,038	..	1,038	7,894	..	7,894	Armenia
10,04,769	41,82,856	30,04,076	18,58,307	43,62,383	25,87,255	13,30,632	39,17,887	Azerbaijan
53,46,799	57,02,569	5,79,715	39,57,771	45,37,480	3,70,536	31,66,359	35,45,895	Smyrna
62,69,482	1,84,21,116	1,02,33,855	1,01,69,049	2,04,02,904	1,00,63,158	84,69,219	1,85,32,377	Mascat Territory and Trucial On an
87,527	3,63,34,516	3,71,52,898	10,62,271	3,82,15,169	2,71,55,124	1,64,928	2,73,29,452	Other Native States in Arabia
..	1,975	191	620	820	1,009	..	1,009	Iraq*
..	13,39,786	5,11,596	13	5,11,609	2,06,817	..	2,06,817	Persia
..	10,41,57,289	13,66,83,429	110	13,66,83,539	10,34,17,240	95,375	10,35,12,615	Henjam Island
..	1,17,79,629	99,67,106	107	99,67,213	51,31,929	..	51,31,929	Sumatra
..	11,64,264	11,11,592	41	11,11,633	61,65,668	..	61,65,668	Java
5	81,61,799	18,53,680	..	18,53,680	17,92,666	2,11,267	20,03,933	Borneo (Dutch)
..	1,95,05,402	9,96,587	..	9,96,587	5,49,470	..	5,49,470	Celebes and other Islands
..	8,13,915	10,07,505	..	10,07,505	5,38,926	..	5,38,926	Siam
..	110	Indo-China (including Cochin-China, Cambodia, Annam, Tonkin and French leased territories in China)
..	Philippine Islands and Guam
..	Macáo
..	Formosa
7,095	4,31,84,597	4,09,53,074	12,10,298	4,21,63,372	3,33,12,719	1,32,39,478	4,65,52,197	China (exclusive of Hongkong and Macáo)
..	31,378	..	31,378	Korea
..	17,67,67,462	23,58,55,259	53	23,58,55,312	14,51,19,972	..	14,51,19,972	Japan
2,85,31,342	3,34,09,995	44,13,937	2,62,32,191	3,06,46,178	2,53,85,415	12,23,215	2,66,13,630	Egypt
..	5,42,979	439	..	439	Tripoli
..	..	550	..	550	324	..	324	Tunis
..	97,445	82,678	..	82,678	797	..	797	Algeria
..	5,356	11,865	..	11,865	8,313	..	8,313	Morocco
..	..	802	..	802	Canary Islands
..	..	400	..	400	French West Africa
..	8,99,759	9,38,115	..	9,38,115	11,06,598	..	11,06,598	Belgian Congo
..	52,092	25,242	..	25,242	18,912	..	18,912	Portuguese West Africa
..	122	170	..	170	166	..	166	Portuguese East Africa
..	Madagascar
9,365	12,84,641	14,23,692	..	14,23,692	22,85,596	..	22,85,596	Réunion
..	2,90,545	3,05,715	..	3,05,715	1,91,129	..	1,91,129	Italian East Africa (Somaliland and Eritrea)
..	359	129	..	129	French Somaliland
4,62,07,857	22,54,76,305	17,66,15,164	2,33,66,252	19,99,71,416	15,14,72,554	2,33,18,060	17,47,90,814	Abysinia
..	6,224	5,058	..	5,058	2,835	..	2,835	United States of America
..	1,083	832	..	832	1,151	..	1,151	Cuba
..	..	874	..	874	Haiti and St. Domingo
..	..	3,554	..	3,554	246	..	246	Dutch West Indies
..	..	11,240	..	11,240	240	..	240	Mexico
..	Colombia
..	Panama
..	Venezuela
..	Brazil
..	2,563	2,671	..	2,671	15,519	..	15,519	Uruguay
..	16,83,522	8,28,536	..	8,28,536	19,866	..	19,866	Argentine Republic (including the Atlantic Coast of Patagonia)
..	10,10,050	13,33,302	..	13,33,302	5,23,321	..	5,23,321	Chile (including the Pacific Coast of Patagonia)
..	..	195	..	195	Peru
..	Hawaii
8,78,36,475	125,50,77,048	116,33,54,903	7,00,07,401	123,33,62,304	88,80,23,563	5,23,45,510	94,03,74,073	Total Private Merchandise and Treasure
..	2,31,29,094	2,30,94,713	5,02,127	2,35,96,840	1,60,07,951	..	1,60,07,951	Government Stores and Treasure
8,78,36,475	127,82,06,142	118,64,49,616	7,05,09,528	125,69,59,144	90,40,36,514	5,23,45,510	95,63,62,024	GRAND TOTAL FOREIGN COUNTRIES
87,29,42,646	300,69,32,006	249,70,74,490	27,63,19,584	277,53,94,074	173,09,03,307	26,80,34,373	1,99,95,42,680	GRAND TOTAL BRITISH EMPIRE AND FOREIGN COUNTRIES

ABSTRACT TABLES
EXPORTS

VALUE of the TOTAL EXPORTS of MERCHANDISE (FOREIGN and INDIAN combined) and
Official Year from

COUNTRIES	EXPORTS						
	1926-27			1927-28			MERCHANDISE
	MERCHANDISE	TREASURY	TOTAL	MERCHANDISE	TREASURY	TOTAL	
BRITISH EMPIRE—							
United Kingdom	66,27,92,466	2,250	66,27,94,716	61,76,03,531	845	61,76,03,531	72,86,74,538
Channel Islands
Gibraltar	1,35,874	..	1,35,874	44,200	..	44,200	37,536
Malta and Gozo	40,914	..	40,914	32,712	..	32,712	43,083
Cyprus	3,87,412	..	3,87,412	5,01,270	..	5,01,270	3,21,324
Palestine	5,60,005	..	5,60,005	4,22,662	..	4,22,662	3,22,246
Aden and Dependencies	1,63,25,022	..	1,63,25,022	1,90,97,820	3,04,726	1,94,92,546	2,02,09,317
Iraq*	2,50,62,257	12,578	2,50,74,832
Bahrain Islands	1,16,00,434	55,02,435	1,71,92,869	1,48,07,487	67,74,666	2,15,82,153	1,18,45,278
Maldives	2,75,774	..	2,75,774	3,92,571	..	3,92,571	1,98,149
Ceylon	14,86,18,616	83,70,263	15,19,88,878	15,87,86,584	74,213	15,88,00,747	14,24,74,411
Straits Settlements (including Labuan)	9,50,01,177	3,11,758	9,53,12,935	9,27,72,771	2,95,234	9,30,68,005	7,95,08,691
Federated Malay States	1,04,91,296	67,500	1,05,58,796	1,17,23,128	1,08,600	1,18,31,628	1,01,47,586
British Borneo	1,87,077	..	1,87,077	2,82,822	..	2,82,822	2,80,055
Hongkong	3,03,21,134	..	3,03,21,134	2,19,75,232	..	2,19,75,232	2,50,95,643
West Africa	2,34,537	..	2,34,537	4,37,096	..	4,37,096	6,66,243
Protectorate of South-West Africa	24,167	..	24,167	21,832	..	21,832	31,619
Cape of Good Hope	79,14,838	..	79,14,838	76,86,203	..	76,86,203	65,85,806
Natal	1,59,03,113	787	1,59,03,900	1,75,18,221	..	1,75,18,221	1,76,21,495
Transvaal	1,90,114	..	1,90,114	2,67,927	..	2,67,927	1,66,378
Rhodesia	2,37,254	..	2,37,254	2,09,156	..	2,09,156	1,550
Zanzibar and Pemba	86,45,566	8,921	86,53,887	79,05,125	..	79,05,125	54,49,766
Kenya Colony	1,13,11,774	49,129	1,13,60,903	1,10,66,955	81,365	1,10,98,320	1,22,83,464
Uganda Territory	43,41,726	..	43,41,726	50,00,758	1,149	50,01,907	53,93,629
Uganda Protectorate	1,43,258	..	1,43,258	2,30,553	..	2,30,553	2,69,479
Nyasaland Protectorate	3,838	..	3,838	3,300	..	3,300	24,115
Somaland Protectorate	5,53,663	..	5,53,663	5,09,578	..	5,09,578	16,72,500
Anglo Egyptian Sudan	53,39,143	..	53,39,143	52,29,336	..	52,29,336	43,21,846
Mauritius and Dependencies	1,64,78,354	32,958	1,65,06,312	1,90,11,615	30,14,515	2,20,26,330	1,58,53,514
Seychelles	9,07,833	..	9,07,833	10,62,675	40,000	11,02,675	9,17,044
Canada	2,05,18,710	..	2,05,18,710	2,10,22,279	..	2,10,22,279	2,44,86,429
Newfoundland and Coast of Labrador	780	..	780	20,400
Bermudas	5,000	..	5,000
Bahamas
British West India Islands	51,75,362	..	51,75,362	41,92,954	..	41,92,954	44,39,626
" Honduras	1,471	..	1,471	2,260
" Guiana	5,46,874	..	5,46,874	7,68,921	..	7,68,921	8,90,265
Falkland Islands
Australian Commonwealth	7,79,78,130	..	7,79,78,130	6,61,80,168	..	6,61,80,168	7,39,08,557
Territory of Papua	2,22,231	..	2,22,231	9,25,864	..	9,25,864	6,29,731
New Zealand (including Nauru and Br. Samoa)	98,00,048	..	98,00,048	77,17,385	..	77,17,385	87,32,062
Fiji Islands	7,33,787	..	7,33,787	6,23,916	100	6,24,016	6,74,236
TOTAL BRITISH EMPIRE	118,96,03,828	99,47,975	119,95,51,803	131,69,32,414	1,07,34,468	132,76,66,882	119,91,80,254
FOREIGN COUNTRIES—							
Russia	9,12,733	..	9,12,733	49,51,676	..	49,51,676	24,96,886
Finland	5,66,186	..	5,66,186	10,40,847	..	10,40,847	8,94,948
Ethiopia	15,234	..	15,234	2,437	..	2,437	1,242
Latvia	1,62,716
Georgia	8,17,475	..	8,17,475	12,32,430	..	12,32,430	16,22,310
Sweden	25,56,141	..	25,56,141	29,67,892	..	29,67,892	32,57,157
Norway	32,07,920	..	32,07,920	30,99,673	..	30,99,673	29,73,338
Denmark	9,08,122	..	9,08,122	8,51,971	..	8,51,971	6,00,214
Poland (including Danzig)	14,10,506	..	14,10,506	17,51,233
Germany	21,47,74,447	..	21,47,74,447	32,45,72,366	..	32,45,72,366	32,47,84,716
Netherlands	6,24,24,868	..	6,24,24,868	8,12,77,649	..	8,12,77,649	8,72,80,769
Belgium	8,32,73,084	..	8,32,73,084	10,96,82,211	..	10,96,82,211	12,44,89,980
Luxemburg	670
France	13,97,33,669	..	13,97,33,669	16,09,96,243	6,545	16,10,02,788	17,91,23,975
Spain	2,74,74,704	..	2,74,74,704	3,31,22,627	..	3,31,22,627	3,90,89,089
Portugal	21,20,537	..	21,20,537	21,08,864	..	21,08,864	14,81,011
Switzerland	1,50,805	..	1,50,805	66,859	..	66,859	88,064
Italy	11,56,79,598	..	11,56,79,598	13,04,61,825	..	13,04,61,825	15,25,41,707
Fiume	44,43,083	..	44,43,083	39,89,361	..	39,89,361	42,75,787
Austria	26,50,058	..	26,50,058	27,89,668	..	27,89,668	3,97,062
Hungary	2,250	..	2,250	840	..	840	4,364
Czechoslovakia	2,39,724	..	2,39,724	2,25,214	..	2,25,214	2,65,153
Serb Great Slovene State (Jugo-Slavia)	52,166	..	52,166	1,51,916	..	1,51,916	1,52,377
Bulgaria	8,61,631	..	8,61,631	10,46,714	..	10,46,714	13,92,931
Roumania	3,74,545	..	3,74,545	11,20,410	..	11,20,410	20,66,993
Greece	54,62,459	..	54,62,459	63,91,436	..	63,91,436	79,08,036

* Shown as Foreign Country from 1927-28.

[Continued on next page]

TREASURE, exclusive of GOVERNMENT STORES and TREASURE, to each COUNTRY, in each
1926-27 to 1930-31

EXPORTS								COUNTRIES
1928-29		1929-30		1930-31				
TREASURE	TOTAL	MERCHANDISE	TREASURE	TOTAL	MERCHANDISE	TREASURE	TOTAL	
B	B	B	B	B	B	B	B	BRITISH EMPIRE—
..	72,86,74,683	69,17,93,936	..	69,17,93,936	53,86,57,474	49,19,846	51,85,76,320	United Kingdom
..	Channel Islands
..	87,536	74,698	..	74,698	95,819	..	95,819	Gibraltar
..	43,038	40,785	..	40,785	20,231	..	20,231	Malta and Gozo
..	3,21,324	4,86,283	..	4,86,283	1,28,326	..	1,28,326	Cyprus
..	3,22,246	3,51,343	..	3,51,343	3,44,700	..	3,44,700	Palestine
1,20,220	2,08,29,537	1,42,71,480	..	1,42,71,480	1,31,40,077	2,074	1,31,42,751	Aden and Dependencies
..	Iraq*
39,58,767	1,58,04,045	1,13,08,980	38,96,153	1,52,05,135	71,11,252	6,65,187	77,76,389	Bahrain Islands
..	1,98,148	2,10,062	..	2,10,062	1,28,058	..	1,28,058	Maldives
3,64,697	14,28,39,108	13,21,74,300	5,40,382	13,27,14,632	11,38,12,715	6,55,941	11,44,68,656	Ceylon
2,57,206	7,97,65,897	8,01,56,582	1,24,041	8,02,80,623	6,29,78,588	41,245	6,30,17,831	Straits Settlements (including Labuan)
1,03,000	1,02,50,585	1,39,14,543	31,000	1,39,45,543	1,12,90,098	6,000	1,12,96,098	Federated Malay States
..	2,60,055	2,18,777	..	2,18,777	1,91,819	..	1,91,819	British Borneo
10,000	2,51,05,643	3,04,30,418	79,77,734	3,84,08,152	1,68,90,466	1,68,23,445	3,37,12,491	Hongkong
..	6,66,243	7,47,668	..	7,47,668	19,49,547	..	19,49,547	West Africa
..	31,619	4,344	..	4,344	17,527	..	17,527	Protectorate of South-West Africa
..	65,85,806	71,17,595	..	71,17,595	63,04,057	..	63,04,057	Cape of Good Hope
..	1,76,21,495	1,55,72,696	..	1,55,72,696	1,35,63,682	..	1,35,63,682	Natal
..	1,66,378	1,47,331	..	1,47,331	1,02,291	..	1,02,291	Transvaal
..	1,550	1,837	..	1,837	2,100	..	2,100	Rhodesia
..	54,49,766	64,76,259	9,50,000	74,26,259	43,30,833	932	43,31,815	Zanzibar and Pemba
37,750	1,23,21,214	1,07,00,547	25,910	1,07,26,457	72,84,408	..	72,84,408	Kenya Colony
..	53,93,929	45,75,361	..	45,75,361	36,14,668	..	36,14,668	Tanganyika Territory
..	2,69,479	3,22,962	..	3,22,962	2,78,953	..	2,78,953	Uganda Protectorate
..	24,115	Nyasaland Protectorate
..	16,72,590	7,97,414	..	7,97,414	4,76,942	..	4,76,942	Somaliland Protectorate
..	48,21,846	51,69,574	..	51,69,574	29,72,364	..	29,72,364	Anglo Egyptian Sudan
10,94,300	1,69,47,814	1,62,00,957	2,346	1,62,03,303	1,11,70,233	1,677	1,11,71,910	Mauritius and Dependencies
..	9,17,044	9,49,982	..	9,49,982	6,70,863	5,000	6,75,863	Seychelles
..	2,44,86,429	2,40,75,781	..	2,40,75,781	1,71,70,952	..	1,71,70,952	Canada
..	20,400	Newfoundland and Coast of Labrador
..	..	1,450	..	1,450	4,347	..	4,347	Bermudas
..	2,133	..	2,133	Bahamas
..	44,39,626	51,99,322	..	51,99,322	31,00,156	..	31,00,156	British West India Islands
..	2,200	3,495	..	3,495	" Honduras
..	8,90,265	7,16,513	..	7,16,513	6,11,486	..	6,11,486	" Guiana
..	1,620	..	1,620	Falkland Islands
..	7,39,08,557	5,79,68,952	..	5,79,68,952	4,48,59,679	..	4,48,59,679	Australian Commonwealth
..	6,29,731	10,16,436	..	10,16,436	8,06,333	..	8,06,333	Territory of Papua
..	87,32,062	77,77,379	..	77,77,379	63,19,397	..	63,19,397	New Zealand (including Niue and Br. Samoa)
..	6,74,236	7,49,731	1,535	7,51,266	5,82,496	..	5,82,496	TJH Islands
59,45,940	120,51,28,194	114,17,22,223	1,85,49,053	115,52,71,281	89,09,88,493	2,31,21,797	91,41,10,290	TOTAL BRITISH EMPIRE
..	24,96,886	40,26,822	..	40,26,822	53,48,633	..	53,48,633	FOREIGN COUNTRIES—
..	8,94,948	7,05,240	..	7,05,240	4,61,188	..	4,61,188	Russia
..	1,242	9,465	..	9,465	Finland
..	1,62,716	7,359	..	7,359	Estonia
..	16,22,810	17,64,831	..	17,64,831	20,74,366	..	20,74,366	Latvia
..	32,57,157	45,23,971	..	45,23,971	37,23,654	..	37,23,654	Georgia
..	29,78,338	41,88,779	..	41,88,779	57,25,257	..	57,25,257	Sweden
..	6,00,214	15,84,223	..	15,84,223	16,03,342	..	16,03,342	Norway
..	17,51,233	13,13,617	..	13,13,617	37,30,248	..	37,30,248	Denmark
..	32,47,84,716	26,76,86,008	..	26,76,86,008	14,42,06,759	..	14,42,06,759	Poland (including Danzig)
8,882	3,72,39,651	9,11,68,532	..	9,11,63,532	6,73,29,672	..	6,73,29,672	Germany
..	13,44,39,930	12,21,63,802	..	12,21,63,802	7,57,05,581	..	7,57,05,581	Netherlands
..	670	Belgium
..	17,91,28,975	16,93,62,324	..	16,93,62,324	11,16,67,843	..	11,16,67,843	Luxemburg
..	3,90,99,089	3,60,64,989	..	3,60,64,989	2,37,35,535	..	2,37,35,535	France
..	14,81,011	23,37,452	..	23,37,452	9,05,814	..	9,05,814	Spain
..	88,004	84,886	..	84,886	55,694	..	55,694	Portugal
..	15,25,41,767	11,47,22,943	..	11,47,22,943	7,92,60,816	..	7,92,60,816	Switzerland
..	42,75,787	34,45,234	..	34,45,234	9,49,032	..	9,49,032	Italy
..	8,97,062	4,77,497	..	4,77,497	43,913	..	43,913	Fiume
..	4,864	3,905	..	3,905	2,60,120	..	2,60,120	Austria
..	2,65,153	3,01,945	..	3,01,945	2,32,070	..	2,32,070	Hungary
..	1,52,377	1,47,003	..	1,47,003	485	..	485	Czechoslovakia
..	..	2,190	..	2,190	Serb-Croat Slovene State (Jugo-Slavia)
..	13,92,931	10,02,497	..	10,02,497	8,56,713	..	8,56,713	Albania
..	20,66,993	5,75,789	..	5,75,789	2,05,009	..	2,05,009	Bulgaria
..	79,08,036	49,98,074	..	49,98,074	42,15,299	..	42,15,299	Roumania
..	Greece

* Shown as a Foreign Country from 1927-28.

ABSTRACT TABLES
EXPORTS

(8)

No. 2—continued

VALUE of the TOTAL EXPORTS of MERCHANDISE (FOREIGN and INDIAN combined) and
Official Year from

COUNTRIES	EXPORTS						MERCHANDISE R
	1926-27			1927-28			
	MERCHANDISE R	TREASURY R	TOTAL R	MERCHANDISE R	TREASURY R	TOTAL R	
FOREIGN COUNTRIES—continued							
Creta	8,409	..	8,409	2,06,627	..	2,06,627	3,22,535
Turkey, European	31,32,464	..	31,32,464	33,10,233	..	33,10,233	31,32,373
Turkey, Asiatic	22,38,923	..	22,38,923	36,71,550	..	36,71,550	21,69,171
Syria	46,26,113	..	46,26,113	27,10,376	..	27,10,376	32,05,994
Armenia	2,88,515	..	2,88,515	1,61,158	..	1,61,158	47,703
Smyrna	10,45,851	..	10,45,851	12,45,372	..	12,45,372	10,91,599
Mascat Territory and Trucial Oman	1,09,69,465	22,20,372	1,31,89,837	1,27,01,274	16,51,383	1,43,52,657	1,00,12,196
Other Native States in Arabia	1,16,37,351	2,83,393	1,19,25,744	1,68,30,212	1,02,014	1,69,32,226	1,63,15,364
Iraq†	—	—	—	2,04,94,591	53,045	2,05,47,636	1,76,19,905
Persia	3,13,81,258	7,42,653	3,21,23,911	2,50,22,946	5,06,350	2,55,29,296	1,98,82,940
Henjam Island	1,52,353	..	1,52,353	1,27,306	..	1,27,306	1,34,398
Afghanistan
Sumatra	1,44,72,827	..	1,44,72,827	1,84,13,955	..	1,84,13,955	1,52,40,380
Java	2,99,26,248	4,02,111	3,03,28,359	2,40,40,260	1,01,675	2,41,41,935	3,68,85,703
Borneo (Dutch).	9,37,592	..	9,37,592	15,14,238	..	15,14,238	16,05,156
Celebes and other Islands	9,22,738	..	9,22,738	9,51,371	..	9,51,371	11,94,702
Dutch New Guinea	2,227	..	2,227	6,332
Slam	1,70,20,083	..	1,70,20,083	2,00,14,296	..	2,00,14,296	1,74,09,947
Indo-China (including Cochin-China, Cambodia, Annam, Tonkin and French leased territories in China)	1,92,77,501	..	1,92,77,501	2,27,56,089	..	2,27,56,089	1,69,57,107
Philippine Islands and Guam	31,95,831	..	31,95,831	49,50,182	..	49,50,182	53,61,140
Macao	5,550	..	5,550	..
Formosa	67,27,609	..	67,27,609	47,59,478	..	47,59,478	70,19,746
China (exclusive of Hongkong and Macao)	11,31,15,990	63,25,126	11,94,41,115	4,57,84,262	1,30,89,204	5,88,73,466	9,47,59,652
Korea	56,48,426	..	56,48,426	23,05,860	..	23,05,860	32,66,429
Japan	41,27,02,520	..	41,27,02,520	29,19,40,935	..	29,19,40,935	34,61,43,356
Egypt	3,74,21,162	99,450	3,75,20,612	3,14,65,929	5,000	3,14,70,929	3,44,08,090
Tripoli	20,989	..	20,989	2,800	..	2,800	19,452
Tunis	1,11,550	..	1,11,550	78,380	..	78,380	53,731
Algeria	2,700	..	2,700	9,625	..	9,625	2,580
Morocco	2,69,044	..	2,69,044	2,65,444	..	2,65,444	3,92,352
Canary Islands	1,950	..	1,950	..
West Africa	2,86,289	..	2,86,289	5,21,948	..	5,21,948	8,75,011
Portuguese East Africa	1,35,01,888	..	1,35,01,888	1,63,09,814	..	1,63,09,814	1,39,53,693
Madagascar	8,90,219	..	8,90,219	7,05,132	..	7,05,132	9,56,725
Réunion	30,270	..	30,270	1,42,749	..	1,42,749	3,48,007
French East Africa	4,373	..	4,373
Italian East Africa (Somaliland and Eritrea)	13,19,051	..	13,19,051	23,07,706	..	23,07,706	44,43,923
French Somaliland	5,05,607	..	5,05,607	7,01,443	..	7,01,443	22,40,231
Abyssinia	900	..	900	1,000
United States of America	34,40,67,913	9,200	34,40,77,113	36,70,42,933	..	36,70,42,933	39,97,40,522
West Indies	4,36,37,724	..	4,36,37,724	4,08,65,551	..	4,08,65,551	3,81,06,161
Mexico	8,05,091	..	8,05,091	8,36,788	..	8,36,788	9,82,501
Guatemala	1,26,315	..	1,26,315	61,711	..	61,711	65,977
Honduras (not British) †
El Salvador	2,59,193	..	2,59,193	1,16,363	..	1,16,363	77,073
Nicaragua	1,85,369	..	1,85,369	1,13,301	..	1,13,301	2,11,156
Costa Rica	66,527	..	66,527	61,761	..	61,761	34,940
Brazil	53,48,025	..	53,48,025	74,67,002	..	74,67,002	51,24,297
Argentine Republic (including the Atlantic Coast of Patagonia)	6,77,76,823	..	6,77,76,823	7,48,73,700	..	7,48,73,700	8,01,40,486
Chile (including the Pacific Coast of Patagonia)	1,43,41,564	..	1,43,41,564	1,67,99,976	..	1,67,99,976	1,59,31,470
Other countries in South America	73,06,049	..	73,06,049	75,99,597	..	75,99,597	85,14,047
Hawaii	31,28,600	..	31,28,600	36,77,468	..	36,77,468	43,35,873
Other Islands in the Pacific	8,05,024	..	8,05,024	18,265	..	18,265	74,409
TOTAL FOREIGN COUNTRIES	199,48,52,015	1,00,87,304	191,49,39,319	196,99,80,719	1,56,15,221	198,54,95,940	218,04,31,423
GRAND TOTAL	369,44,58,843	2,50,86,279	311,44,91,122	328,69,13,133	2,62,49,689	331,31,62,822	337,96,11,677

† Shown as a Foreign Country from 1927-28.

ABSTRACT TABLES
EXPORTS

TREASURE, exclusive of GOVERNMENT STORES and TREASURE, to each COUNTRY, in each
1926-27 to 1930-31—continued

EXPORTS								COUNTRIES
1928-29		1929-30			1930-31			
TREASURE	TOTAL	MERCHANDISE	TREASURE	TOTAL	MERCHANDISE	TREASURE	TOTAL	
B	B	B	B	B	B	B	B	
	3,22,585	2,83,972	..	2,83,972	1,96,581	..	1,96,581	FOREIGN COUNTRIES—continued
	81,32,378	22,75,960	..	22,75,960	17,75,238	..	17,75,238	Crete
	21,69,171	15,07,897	..	15,07,897	11,28,606	..	11,28,606	Turkey, European
	32,05,994	22,65,227	..	22,65,227	19,46,090	..	19,46,090	Turkey, Asiatic
	47,703	1,57,190	..	1,57,190	22,046	..	22,046	Syria
	10,91,599	15,55,315	..	15,55,315	3,96,120	..	3,96,120	Armenia
10,11,378	1,10,23,574	95,15,941	11,61,691	1,06,77,632	68,12,521	4,98,213	73,10,734	Smyrna
4,757	1,03,20,121	1,50,52,705	28,962	1,50,81,667	1,06,37,395	1,00,232	1,07,37,627	Maskat Territory and Trucial Oman
1,863	1,76,21,768	1,61,43,618	4,91,000	1,66,34,618	1,10,33,453	5,50,000	1,24,83,453	Other Native States in Arabia
5,13,115	2,03,06,055	2,08,46,114	3,48,966	2,09,95,080	1,54,29,425	..	1,54,29,425	Iraq†
	1,34,398	1,30,482	..	1,30,482	1,35,933	..	1,35,933	Persia
	..	8,776	..	8,776	12,695	..	12,695	Honjam Island
	1,52,40,830	1,89,78,198	..	1,83,78,198	1,52,42,105	..	1,52,42,105	Afghanistan
1,40,499	3,70,26,202	4,26,70,103	1,07,482	4,27,77,585	2,63,41,678	1,703	2,63,46,381	Sumatra
	16,05,156	7,97,562	..	7,97,562	3,77,765	..	3,77,765	Java
	11,94,702	11,22,277	..	11,22,277	7,22,938	..	7,22,938	Borneo (Dutch)
	6,332	546	..	546	Celebes and other Islands
	1,74,09,947	1,48,23,657	..	1,48,23,657	1,00,54,805	..	1,00,54,805	Dutch New Guinea
	1,69,57,107	1,61,57,830	..	1,61,57,830	80,83,571	..	80,83,571	Siam
	53,61,140	64,63,140	..	64,63,140	49,21,803	..	49,21,803	Indo-China (including Cochin-China, Cambodia, Annam, Tonkin and French leased territories in China)
	Philippine Islands and Guam
	70,19,746	59,63,945	..	59,63,945	11,72,839	..	11,72,839	Macao
2,16,84,446	11,64,44,098	13,05,58,199	..	13,05,58,199	13,24,75,343	..	13,24,75,343	Formosa
	32,66,429	30,48,284	..	30,48,284	5,50,536	..	5,50,536	China (exclusive of Hongkong and Macao)
	34,61,43,356	32,55,65,695	..	32,55,65,695	23,87,10,315	..	23,87,10,315	Korea
	3,44,03,090	3,94,59,620	..	3,94,59,620	2,55,88,739	240	3,55,88,979	Japan
	19,452	46,696	..	46,696	8,266	..	8,266	Egypt
	53,781	66,111	..	66,111	70,002	..	70,002	Tripoli
	2,580	5,328	..	5,328	20,929	..	20,929	Tunis
	3,92,362	6,06,361	..	6,06,361	1,95,034	..	1,95,034	Algeria
	Morocco
	8,75,011	7,14,179	..	7,14,179	5,71,296	..	5,71,296	Canary Islands
	1,39,53,693	1,27,39,669	..	1,27,39,669	1,18,83,069	..	1,18,83,069	West Africa
	9,56,725	8,35,824	..	8,35,824	4,34,933	..	4,34,933	Portuguese East Africa
	3,48,007	23,521	..	23,521	1,04,006	..	1,04,006	Madagascar
	Réunion
	44,43,923	29,11,667	..	29,11,667	13,30,486	..	13,30,486	French East Africa
	22,40,231	16,46,063	..	16,46,063	13,12,594	..	13,12,594	Italian East Africa (Somaliland and Eritrea)
	1,000	French Somaliland
	39,97,40,522	37,03,44,703	..	37,03,44,703	21,14,06,139	..	21,14,06,139	Abyssinia
	3,81,06,161	3,38,40,299	..	3,38,40,299	2,42,42,093	..	2,42,42,093	United States of America
	9,82,501	10,57,089	..	10,57,089	7,98,053	..	7,98,053	West Indies
	65,977	75,072	..	75,072	16,839	..	16,839	Mexico
	10,000	..	10,000	Guatemala
	77,073	1,34,225	..	1,34,225	52,004	..	52,004	Honduras (not British)
	2,11,156	1,77,799	..	1,77,799	72,093	..	72,093	Sansalvador
	34,940	63,897	..	63,897	47,289	..	47,289	Nicaragua
	51,24,297	70,69,111	..	70,69,111	42,38,671	..	42,38,671	Costa Rica
	8,01,40,436	7,10,39,020	..	7,10,39,020	3,63,12,778	..	3,63,12,778	Brazil
	1,59,31,470	1,46,07,884	..	1,46,07,884	62,92,498	..	62,92,498	Argentine Republic (including the Atlantic Coast of Patagonia)
	85,14,047	76,40,401	..	76,40,401	52,62,020	..	52,62,020	Chile (including the Pacific Coast of Patagonia)
	43,85,873	41,85,491	..	41,85,491	37,17,676	..	37,17,676	Other countries in South America
	74,409	3,994	..	3,994	11,624	..	11,624	Hawaii
2,33,64,940	220,87,96,363	203,76,01,634	21,38,161	203,97,39,735	130,53,78,160	11,50,338	136,05,28,508	Other Islands in the Pacific
2,98,10,830	340,89,22,557	317,93,23,362	1,66,87,154	3,19,59,11,016	225,63,66,633	2,42,72,165	228,06,38,338	TOTAL FOREIGN COUNTRIES
								GRAND TOTAL

† shown as a Foreign Country from 1927-28.

ABSTRACT TABLES
EXPORTS

(10)

No. 3

VALUE of the TOTAL EXPORTS of MERCHANDISE (distinguishing INDIAN and FOREIGN), exclusive of

COUNTRIES	1926-27			1927-28			INDIAN
	INDIAN	FOREIGN	TOTAL	INDIAN	FOREIGN	TOTAL	
BRITISH EMPIRE							
United Kingdom	₹ 63,38,78,458	₹ 2,89,14,018	₹ 66,27,92,466	₹ 77,87,44,427	₹ 8,88,59,104	₹ 81,76,03,531	₹ 69,04,82,078
Channel Islands	345	..	345	..
Gibraltar	1,20,985	5,889	1,55,874	36,950	7,316	44,266	27,948
Malta and Goso	40,414	500	40,914	32,450	282	32,712	30,710
Cyprus	3,87,412	..	3,87,412	5,01,270	..	5,01,270	3,21,290
Palestine	5,31,529	28,476	5,60,005	3,84,822	37,840	4,22,662	3,03,039
Aden and Dependencies	1,48,91,341	14,38,681	1,63,25,022	1,74,64,336	16,33,434	1,90,97,820	1,93,82,286
Iraq*	2,13,53,352	37,08,905	2,50,62,257
Bahrain Islands	87,90,184	23,10,250	1,16,00,434	1,13,99,060	34,08,427	1,48,07,487	89,04,529
Maldives	2,55,204	20,570	2,75,774	3,36,744	55,827	3,92,571	1,83,450
Ceylon	14,44,04,994	42,13,623	14,86,18,616	15,22,45,692	65,40,842	15,87,86,534	13,76,69,135
Straits Settlements (including Labuan)	9,32,09,116	17,92,001	9,50,01,177	9,11,20,270	16,52,501	9,27,72,771	7,81,14,572
Federated Malay States	1,02,93,612	1,92,624	1,04,91,296	1,15,68,070	1,55,053	1,17,23,123	1,00,09,688
British Borneo	1,86,007	1,070	1,87,077	2,82,597	225	2,82,822	2,59,197
Hongkong	2,93,78,586	9,42,548	3,03,21,134	2,07,49,278	12,25,954	2,19,75,232	2,40,78,114
West Africa	2,84,537	..	2,84,537	4,37,096	..	4,37,096	6,66,148
Protectorate of South-West Africa	24,167	..	24,167	21,832	..	21,832	31,619
Cape of Good Hope	78,89,789	25,049	79,14,838	76,68,276	17,927	76,86,203	65,65,869
Natal	1,56,53,506	2,49,607	1,59,03,113	1,78,16,101	1,97,120	1,75,13,221	1,74,13,871
Transvaal	1,80,336	9,778	1,90,114	2,53,420	14,507	2,67,927	1,49,135
Rhodesia	2,37,254	..	2,37,254	2,09,056	100	2,09,156	1,550
Zanzibar and Pemba	76,82,299	9,63,267	86,45,566	70,84,175	8,20,950	79,05,125	47,99,905
Kenya Colony	97,74,881	15,36,893	1,13,11,774	94,45,240	16,21,715	1,10,66,955	1,06,31,599
Tanganyika Territory	37,42,751	5,96,975	43,41,726	43,60,821	6,39,937	50,00,758	46,51,958
Uganda Protectorate	1,14,660	28,598	1,43,258	1,87,669	42,884	2,30,553	2,27,462
Nyasaland Protectorate	3,888	..	3,888	3,250	50	3,300	22,175
Somaliland Protectorate	5,46,604	7,059	5,53,663	5,06,313	3,265	5,09,578	16,16,294
Anglo-Egyptian Sudan	57,52,934	86,209	58,39,143	46,96,936	5,32,400	52,29,336	40,73,446
Mauritius and Dependencies	1,62,24,119	2,49,235	1,64,73,354	1,84,76,468	5,35,347	1,90,11,815	1,55,33,422
Seychelles	7,64,133	1,43,700	9,07,833	8,31,266	2,31,409	10,62,675	7,83,169
Canada	2,05,03,163	10,547	2,05,13,710	2,18,07,844	24,435	2,19,22,279	2,44,04,219
Newfoundland and Coast of Labrador	730	..	730	20,400
Bermudas	5,000	..	5,000
Bahamas
British West India Islands	51,72,947	2,415	51,75,362	41,90,936	1,968	41,92,954	44,34,292
.. Honduras	1,471	..	1,471	2,260
.. Guiana	5,25,366	11,508	5,46,874	7,62,249	6,672	7,68,921	8,87,020
Falkland Islands
Australian Commonwealth	7,78,02,565	1,75,585	7,79,78,130	6,60,88,091	92,077	6,61,80,168	7,37,63,036
Territory of Papua	2,22,231	..	2,22,231	9,25,864	..	9,25,864	6,29,731
New Zealand (including Nauru and British Samoa)	97,91,162	3,886	98,00,048	77,10,747	6,638	77,17,385	87,26,847
Fiji Islands	7,13,320	70,467	7,83,787	5,32,317	41,599	6,23,916	6,58,932
TOTAL BRITISH EMPIRE	114,13,61,801	4,82,42,027	118,96,03,828	125,85,24,629	5,84,07,786	131,69,32,414	115,04,13,545
FOREIGN COUNTRIES							
Russia	9,12,783	..	9,12,783	49,51,062	614	49,51,676	24,90,742
Finland	5,66,186	..	5,66,186	10,40,847	..	10,40,847	8,94,948
Estonia	15,234	..	15,234	2,437	..	2,437	1,242
Latvia	1,62,716
Georgia	8,17,475	..	8,17,475	12,32,430	..	12,32,430	16,19,756
Sweden	25,18,015	38,126	25,56,141	29,59,963	7,930	29,67,892	32,10,690
Norway	31,99,137	3,733	32,07,920	30,97,000	1,773	30,99,673	29,75,045
Denmark	8,94,337	13,765	9,08,122	8,31,130	20,791	8,51,921	5,44,959
Poland (including Dantzig)	14,10,506	..	14,10,506	17,51,233
Germany	21,89,22,607	8,51,840	21,47,74,447	32,22,35,623	22,86,740	24,57,286	32,32,08,897
Netherlands	6,21,97,520	2,27,348	6,24,24,868	8,10,89,837	1,87,762	8,12,77,640	8,70,58,965
Belgium	8,77,20,155	5,52,929	8,82,73,084	10,92,18,222	4,63,983	10,96,82,211	13,40,01,836
Luxemburg	670
France	13,81,27,104	16,11,565	13,97,38,669	15,96,33,006	18,12,337	16,09,66,243	17,76,75,363
Spain	3,74,05,098	69,606	3,74,74,704	3,31,04,027	18,600	3,31,22,627	3,90,76,339
Portugal	21,17,797	2,740	21,20,537	21,08,464	400	21,08,864	14,76,958
Switzerland	64,369	36,436	1,60,805	31,964	34,895	66,859	43,579
Italy	11,34,76,442	22,03,156	11,56,79,598	12,86,51,136	18,10,639	13,04,61,825	15,18,63,136

* Shown as a Foreign Country from 1927-28.

GOVERNMENT STORES, to each COUNTRY, in each Official Year from 1926-27 to 1930-31

1928-29		1929-30			1930-31			COUNTRIES
FOREIGN	TOTAL	INDIAN	FOREIGN	TOTAL	INDIAN	FOREIGN	TOTAL	
₹	₹	₹	₹	₹	₹	₹	₹	
3,32,42,505	72,36,74,588	66,55,04,756	2,02,29,180	69,17,93,936	51,77,33,861	2,09,23,618	53,86,57,474	BRITISH EMPIRE— United Kingdom
..	Channel Islands
9,598	37,536	72,687	2,011	74,698	94,634	1,185	95,819	Gibraltar
12,323	43,033	34,015	6,770	40,785	18,151	2,080	20,231	Malta and Gozo
25	3,21,324	4,86,288	..	4,86,288	1,28,326	..	1,28,326	Cyprus
19,207	3,22,240	3,08,618	42,725	3,51,343	3,03,058	41,732	3,44,790	Palestine
8,37,031	2,02,09,817	1,86,89,657	6,31,778	1,42,71,430	1,25,85,523	5,55,149	1,31,40,077	Aden and Dependencies
—	—	—	—	—	—	—	—	Iraq*
29,40,749	1,18,45,278	91,71,438	21,87,542	1,13,08,980	60,25,017	10,86,235	71,11,252	Bahrain Islands
14,698	1,08,148	2,04,532	5,530	2,10,062	1,26,316	1,742	1,28,058	Maldives
48,05,278	14,24,74,411	12,78,58,403	48,15,897	13,21,74,300	11,08,86,381	29,26,334	11,38,12,715	Ceylon
13,94,119	7,95,08,691	7,90,54,058	11,01,920	8,01,56,582	6,19,32,993	10,48,593	6,29,76,586	Straits Settlements (including Labuan)
1,37,897	1,01,47,585	1,37,32,098	1,51,845	1,39,14,543	1,12,52,425	37,665	1,12,90,093	Federated Malay States
858	2,00,055	2,18,727	50	2,18,777	1,91,819	..	1,91,819	British Borneo
10,22,529	2,50,95,643	2,94,12,569	10,17,849	3,04,30,418	1,63,64,459	5,25,588	1,62,90,046	Hongkong
100	6,66,243	7,44,808	2,300	7,47,668	19,47,515	2,932	19,49,547	West Africa
..	31,619	4,344	..	4,344	17,527	..	17,527	Protectorate of South-West Africa
20,437	65,85,806	70,93,090	24,505	71,17,595	62,78,333	25,724	63,04,057	Cape of Good Hope
2,07,624	1,76,21,495	1,58,08,321	2,69,375	1,55,72,696	1,32,50,935	3,12,747	1,35,63,632	Natal
17,242	1,66,378	1,23,509	23,822	1,47,331	88,647	18,444	1,02,291	Transvaal
..	1,550	1,337	..	1,337	2,100	..	2,100	Rhodesia
6,49,861	54,49,766	56,31,077	8,44,282	64,76,259	39,48,281	3,87,602	43,30,883	Zanzibar and Pemba
16,51,865	1,22,33,464	94,37,161	12,13,386	1,07,00,547	64,57,743	3,26,660	72,84,408	Kenya Colony
7,41,971	53,93,929	39,76,759	5,93,802	45,75,361	32,33,237	3,31,426	36,14,663	Tanganyika Territory
42,017	2,69,479	2,78,702	44,260	3,22,962	2,35,611	43,342	3,78,953	Uganda Protectorate
1,940	24,115	Nyasaland Protectorate
56,296	16,72,590	7,96,500	914	7,97,414	4,75,714	1,223	4,76,942	Somaliand Protectorate
2,43,400	43,21,346	48,35,906	3,33,868	51,69,574	28,46,773	1,25,591	29,72,364	Anglo-Egyptian Sudan
2,70,092	1,58,53,514	1,59,11,938	2,89,021	1,62,00,957	1,09,97,213	1,73,020	1,11,70,233	Mauritius and Dependencies
1,80,375	9,17,044	7,44,260	2,06,722	9,49,932	5,27,309	1,43,554	6,70,863	Seychelles
82,210	2,44,36,429	2,40,06,429	69,352	2,40,75,781	1,71,54,324	16,623	1,71,70,952	Canada
..	30,400	Newfoundland and Coast of Labrador
..	..	1,450	..	1,450	4,347	..	4,347	Bermudas
..	2,133	..	2,133	Bahamas
5,334	44,39,626	51,98,323	1,000	51,99,323	39,99,677	479	31,00,156	British West India Islands
..	2,200	3,495	..	3,495	.. Honduras
2,645	8,90,265	7,15,980	533	7,16,513	6,10,818	668	6,11,486	.. Guiana
..	1,620	..	1,620	Falkland Islands
1,45,521	7,39,08,557	5,78,00,949	1,63,903	5,79,63,952	4,47,43,538	1,16,141	4,48,59,679	Australian Commonwealth
..	6,29,731	10,16,436	..	10,16,436	8,06,008	325	8,06,333	Territory of Papua
5,215	87,32,062	77,63,938	13,381	77,77,379	63,02,163	17,729	63,19,897	New Zealand (including Nauru and British Samoa)
15,254	6,74,236	7,32,787	16,944	7,49,731	5,64,712	17,784	5,82,496	Fiji Islands
4,97,66,709	119,01,80,254	110,19,59,560	3,97,62,668	114,17,22,228	80,12,32,453	2,97,56,040	80,00,88,493	TOTAL BRITISH EMPIRE
6,144	24,08,836	30,92,489	84,333	40,20,622	53,42,468	6,165	53,48,633	FOREIGN COUNTRIES— Russia
..	8,94,948	7,04,190	1,050	7,05,240	4,57,436	3,752	4,61,188	Finland
..	1,242	9,465	..	9,465	Estonia
..	1,62,716	7,359	..	7,359	Latvia
2,555	16,22,310	17,64,331	..	17,64,331	20,73,061	1,305	20,74,366	Georgia
46,407	32,57,157	45,05,253	16,718	45,23,971	36,38,185	35,489	37,23,654	Sweden
3,293	29,78,338	41,79,949	8,830	41,88,779	57,23,907	1,350	57,25,257	Norway
55,255	6,00,214	15,70,214	14,009	15,84,223	15,80,421	23,421	16,03,842	Denmark
..	17,51,283	13,18,617	..	13,13,617	37,30,248	..	37,30,248	Poland (including Dantzg)
15,75,819	32,47,84,716	26,50,88,323	15,97,685	26,76,86,008	14,26,39,215	15,67,544	14,42,06,750	Germany
2,21,804	8,72,30,709	9,08,22,557	3,40,975	9,11,63,532	6,66,71,264	6,58,408	6,73,29,672	Netherlands
4,88,144	13,44,39,080	12,15,72,442	5,91,360	12,31,63,802	7,53,11,727	3,93,854	7,57,05,581	Belgium
..	670	Luxemburg
14,53,612	17,01,28,975	16,81,00,449	12,61,375	16,93,62,324	11,08,00,025	8,67,818	11,16,67,843	France
12,250	3,90,39,089	3,60,33,457	31,532	3,60,64,989	2,37,31,635	3,900	2,37,35,535	Spain
4,033	14,31,011	23,87,452	..	23,87,452	9,05,814	..	9,05,814	Portugal
44,433	86,064	40,443	44,413	84,836	23,796	31,398	55,694	Switzerland
6,78,631	15,25,41,767	11,31,50,840	15,72,193	11,47,22,943	7,85,44,562	7,16,254	7,92,60,816	Italy

* shows as a Foreign Country from 1927-28

ABSTRACT TABLES
EXPORTS

(12)

No. 3—continued

VALUE of the TOTAL EXPORTS of MERCHANDISE (distinguishing INDIAN and FOREIGN), exclusive

COUNTRIES	1926-27			1927-28			INDIAN
	INDIAN	FOREIGN	TOTAL	INDIAN	FOREIGN	TOTAL	
	₹	₹	₹	₹	₹	₹	₹
FOREIGN COUNTRIES—continued							
Finme	44,43,088	..	44,43,088	39,39,361	..	39,39,361	42,75,787
Austria	25,78,800	71,258	26,50,058	27,62,203	27,465	27,89,668	8,81,780
Hungary	2,250	..	2,250	840	..	840	4,864
Czechoslovakia	2,39,724	..	2,39,724	2,23,864	1,360	2,25,214	2,64,960
Serb-Croat Slovene State (Jugo-Slavia)	52,166	..	52,166	1,51,916	..	1,51,916	1,52,377
Albania
Bulgaria	8,61,631	..	8,61,631	10,46,714	..	10,46,714	13,92,931
Roumania	3,74,545	..	3,74,545	11,16,610	3,800	11,20,410	20,66,993
Greece	54,39,875	22,584	54,62,459	63,38,444	52,692	63,91,136	78,17,620
Crete	7,874	625	8,499	2,06,627	..	2,06,627	3,22,585
Turkey, European	22,06,317	9,26,147	31,32,464	27,08,250	6,01,933	33,10,233	27,52,735
Turkey, Asiatic	22,38,923	..	22,38,923	36,15,975	55,575	36,71,550	21,68,671
Syria	42,42,029	3,84,084	46,26,113	24,49,746	2,60,630	27,10,376	30,23,743
Armenia	2,87,994	521	2,88,515	1,61,158	..	1,61,158	46,503
Smyrna	10,44,939	912	10,45,851	12,45,372	..	12,45,372	10,91,599
Masbat Territory and Trucial Oman	81,21,079	28,48,386	1,09,69,465	96,29,342	30,71,932	1,27,01,274	72,46,507
Other Native States in Arabia	99,61,620	16,75,731	1,16,37,351	1,36,84,277	31,45,935	1,68,30,212	1,47,78,123
Iraq*	1,65,80,191	30,34,400	2,04,94,591	1,50,29,440
Yemen	2,49,57,622	64,23,636	3,13,81,258	1,87,58,836	62,64,110	2,50,22,946	1,59,09,694
Yemen Island	80,476	71,882	1,52,358	75,251	52,055	1,27,306	82,367
Afghanistan	1,43,81,541	91,286	1,44,72,827	1,84,11,487	2,468	1,84,13,955	1,51,98,730
Sumatra
Java	2,94,74,444	4,51,304	2,99,25,748	2,33,95,097	6,45,163	2,40,40,260	3,59,93,997
Borneo (Dutch)	9,37,592	..	9,37,592	15,11,303	2,935	15,14,238	15,96,772
Celebes and other Islands	9,22,738	..	9,22,738	9,50,121	1,250	9,51,371	11,88,434
Dutch New Guinea	2,227	..	2,227	6,332
Siam	1,68,80,671	1,39,412	1,70,20,083	1,08,40,787	1,73,509	2,00,14,296	1,72,51,866
Indo-China (including Cochin-China, Cambodia, Annam, Tonkin and French leased territories in China)	1,92,54,044	23,457	1,92,77,501	2,27,36,892	19,197	2,27,56,089	1,69,51,625
Philippine Islands and Guam	31,79,651	16,180	31,95,831	49,25,547	24,635	49,50,182	53,45,452
Macao	5,550	..	5,550	..
Formosa	67,27,609	..	67,27,609	47,59,208	270	47,59,478	70,19,746
China (exclusive of Hongkong and Macao)	11,21,83,341	9,32,649	11,31,15,990	4,46,96,598	10,87,604	4,57,84,262	9,43,84,231
Korea	56,48,426	..	56,48,426	28,05,860	..	28,05,860	32,66,429
Japan	41,00,75,370	26,27,250	41,27,02,620	29,00,66,282	18,74,653	29,19,40,935	34,42,56,945
Egypt	3,64,32,766	9,83,366	3,74,21,162	3,06,26,643	8,39,286	3,14,65,929	3,40,65,843
Tripoli	17,439	3,500	20,939	2,800	..	2,800	19,452
Tunis	1,11,550	..	1,11,550	78,380	..	78,380	48,301
Algeria	2,700	..	2,700	9,625	..	9,625	2,580
Morocco	2,69,044	..	2,69,044	2,65,179	265	2,65,444	3,91,552
Canary Islands	1,950	..	1,950	..
West Africa	2,86,289	..	2,86,289	5,21,498	450	5,21,948	8,75,011
Portuguese East Africa	1,24,33,840	10,68,048	1,35,01,888	1,53,04,495	10,05,319	1,63,09,814	1,33,13,416
Madagascar	8,87,198	3,021	8,90,219	6,99,130	6,002	7,05,132	9,52,813
Réunion	29,410	860	30,270	1,40,824	1,925	1,42,749	3,42,567
French East Africa	4,378	..	4,378
Italian East Africa (Eritrea and Somaliland)	11,83,300	1,35,751	13,19,051	19,72,336	3,35,370	23,07,706	41,69,508
French Somaliland	4,61,653	43,954	5,05,607	6,69,071	32,372	7,01,443	21,50,353
Abyssinia	900	..	900	1,000
United States of America	38,68,37,467	72,30,446	34,40,67,913	35,97,77,376	72,65,557	36,70,42,933	39,11,17,417
West Indies	4,36,35,433	2,291	4,36,37,724	4,08,62,965	2,586	4,08,65,551	3,81,08,248
Mexico	8,05,091	..	8,05,091	8,96,788	..	8,96,788	9,82,501
Guatemala	1,26,315	..	1,26,315	61,711	..	61,711	65,977
Honduras (not British)
San Salvador	2,59,193	..	2,59,193	1,16,363	..	1,16,363	77,073
Nicaragua	1,85,369	..	1,85,369	1,13,801	..	1,13,801	2,11,156
Costa Rica	66,527	..	66,527	61,761	..	61,761	34,940
Brazil	53,48,025	..	53,48,025	74,67,002	..	74,67,002	51,24,297
Argentine Republic (including the Atlantic Coast of Patagonia)	6,77,75,328	1,500	6,77,76,828	7,48,45,685	28,065	7,48,73,700	8,01,35,870
Chile (including the Pacific Coast of Patagonia)	1,43,41,442	122	1,43,41,564	1,67,99,770	200	1,67,99,970	1,50,29,953
Other countries in South America	73,05,849	700	73,06,549	75,97,447	2,153	75,99,597	85,12,707
Hawaii	31,26,725	2,875	31,28,600	36,77,468	..	36,77,468	43,85,873
Other Islands in the Pacific	3,05,024	..	3,05,024	18,265	..	18,265	74,402
TOTAL FOREIGN COUNTRIES	187,29,96,483	3,18,55,532	190,48,52,015	193,30,10,737	8,69,69,932	196,99,80,719	215,08,65,241
GRAND TOTAL	301,43,58,284	8,00,97,559	309,44,55,843	319,15,35,366	9,58,77,767	328,69,13,138	330,12,78,726

* Shown as a Foreign Country from 1927-28.

ABSTRACT TABLES
TOTAL TRADE WITH CONTINENTS

(14)

No. 4

VALUE of the TOTAL TRADE (IMPORTS, EXPORTS, and RE-EXPORTS) in PRIVATE MERCHANDISE with PRINCIPAL COUNTRIES, and with CONTINENTS, in each Official Year from 1926-27 to 1930-31

COUNTRIES	1926-27	1927-28	1928-29	1929-30	1930-31
	£	£	£	£	£
EUROPE--					
United Kingdom	176,81,34,982	200,97,04,552	165,61,24,652	172,28,24,082	115,15,28,216
Russia	60,69,420	98,03,692	1,09,84,104	85,94,784	1,57,23,427
Finland	22,65,948	14,39,053	15,40,368	18,19,688	21,24,623
Estonia	3,66,082	9,01,817	10,62,134	12,58,911	13,12,925
Latvia	80,006	1,92,191	5,57,175	4,46,221	3,46,921
Lithuania	65,051
Georgia	8,27,160	93,77,075	1,66,63,038	1,26,18,029	1,42,26,441
Sweden	1,52,44,495	1,55,27,933	1,43,41,923	1,85,17,242	1,34,98,670
Norway	1,01,60,745	1,18,01,681	1,08,76,400	1,44,80,427	1,42,77,311
Denmark	10,00,058	21,93,866	24,31,493	28,33,298	27,22,773
Poland (including Dantzig)	43,52,867	19,33,938	26,39,532	27,60,646	68,72,378
Germany	88,38,46,124	47,80,07,113	48,32,21,177	42,56,06,855	26,80,48,299
Netherlands	10,90,50,938	12,93,38,071	13,49,59,530	13,34,47,448	9,95,63,319
Belgium	15,62,81,136	16,44,45,808	20,64,86,727	10,00,31,320	12,23,97,314
Luxemburg	18,84,689	23,32,162	20,90,322	45,12,074	18,19,377
Channel Islands	2,19,049	7,79,310	586	80	..
France	17,58,04,814	20,40,11,407	22,68,85,015	21,50,85,727	14,05,57,698
Spain	2,95,33,595	3,65,26,027	4,17,67,402	3,90,43,099	2,67,18,560
Gibraltar	6,44,759	3,28,529	1,30,078	1,43,728	2,24,076
Portugal	27,45,470	27,15,938	19,10,545	27,02,965	13,36,635
Malta and Goso	52,896	85,246	49,071	47,152	20,533
Switzerland	2,21,10,845	2,68,77,106	2,58,00,253	2,12,95,579	1,27,39,682
Italy	17,72,91,009	19,80,92,450	22,61,23,398	18,20,59,904	12,43,12,688
Finme	48,72,344	39,39,361	43,39,547	36,71,949	9,69,199
Austria	1,37,32,346	1,53,98,004	1,49,08,992	1,27,71,144	82,00,195
Hungary	60,89,135	8,12,377	6,59,320	66,39,399	24,12,449
Czechoslovakia	1,69,04,949	1,24,64,671	1,32,14,577	1,69,15,879	99,35,081
Serb-Croat Slovene State (Jugo-Slavia)	2,19,958	4,40,552	4,55,162	14,01,690	6,16,825
Albania	630	278	2,100	18,171
Bulgaria	8,61,631	10,46,714	13,92,931	10,02,497	8,56,718
Roumania	3,79,657	11,22,910	23,29,823	7,25,830	2,05,009
Greece	56,67,417	66,51,484	63,94,340	53,81,262	44,33,444
Crete	8,499	2,06,627	3,22,585	2,33,972	1,96,581
Turkey	31,43,362	33,53,730	31,94,724	22,86,587	18,03,601
Cyprus	3,90,747	5,01,427	3,39,147	4,36,590	1,29,205
TOTAL EUROPE	292,01,85,220	337,23,02,491	331,61,96,249	305,17,48,589	205,02,14,646
Asia--					
Turkey	22,48,135	36,78,797	21,30,495	15,24,604	11,32,906
Syria	46,27,729	27,15,048	32,31,349	22,79,999	19,50,327
Armenia	2,38,515	1,62,223	50,599	1,57,190	27,660
Azerbaijan	44,35,033	64,65,095
Smyrna	10,68,652	12,83,222	10,96,448	15,56,353	4,04,914
Palestine	5,61,778	4,39,264	3,31,252	3,66,297	3,87,274
Aden and Dependencies	2,16,16,647	2,56,99,033	2,64,56,733	1,99,70,250	1,04,42,584
Mascat Territory and Trucial Oman	1,46,90,305	1,67,59,563	1,31,90,283	1,25,20,017	93,99,776
Other Native States in Arabia	1,23,87,699	1,79,18,814	1,66,71,134	1,56,32,420	1,10,16,931
Iraq	3,20,86,927	3,00,10,498	2,47,71,539	2,63,77,473	2,19,96,611
Bahrain Islands	1,41,95,008	1,71,65,391	1,38,61,092	1,34,43,429	79,07,992
Peria	5,11,95,106	5,45,03,706	5,81,29,929	5,77,99,012	4,25,94,549
Benjam Island	1,55,637	1,38,252	1,36,373	1,30,673	1,36,942
Maldives	3,95,833	5,39,390	3,14,871	2,78,579	2,06,938
Deylon	16,23,33,534	17,77,93,381	16,35,15,077	15,01,92,313	12,81,59,334
Straits Settlements (including Labuan)	15,32,14,169	15,11,94,502	13,05,95,403	14,18,10,431	10,26,56,932
Federated Malay States	1,07,93,399	1,19,92,493	1,03,37,331	1,41,21,200	1,14,35,650
Sumatra	1,50,13,261	1,94,31,967	1,65,30,666	1,93,39,794	1,54,48,922
Afghanistan	8,776	12,695
Java	17,41,53,752	17,11,15,430	20,10,42,992	17,91,53,532	12,97,61,918
Borneo (British and Dutch)	1,38,96,047	1,82,41,330	1,57,33,235	1,30,42,427	87,48,405
Celebes and other Islands	10,00,954	9,92,668	23,59,966	22,33,860	68,88,106
Dutch New Guinea	2,227	6,332	546	..
Siam	1,82,85,148	2,23,26,315	2,05,71,741	1,60,77,337	1,18,47,471
Indo-China (including Cochin-China, Cambodia, Annam, Tonkin and French leased Territories in China)	1,97,94,244	2,55,78,518	3,64,02,509	1,71,54,467	38,33,041
Philippine Islands and Guam	41,73,245	61,27,505	61,76,055	74,70,645	54,00,729
Macao	5,650	110
Formosa
Hongkong	67,31,694	47,59,656	70,19,746	59,63,945	11,72,839
China (exclusive of Hongkong and Macao)	3,93,42,291	3,35,56,006	3,29,28,735	3,77,90,646	2,55,72,236
Korea	14,62,15,552	8,99,11,224	13,79,37,154	17,15,11,273	16,57,88,062
Japan	56,48,423	28,05,860	32,66,429	30,48,284	5,81,914
TOTAL ASIA	150,35,27,527	167,78,03,575	146,79,19,393	149,76,61,759	112,60,68,250

ABSTRACT TABLES
TOTAL TRADE WITH CONTINENTS

No. 4—continued

VALUE of the TOTAL TRADE (IMPORTS, EXPORTS, and RE-EXPORTS) in PRIVATE MERCHANDISE with
PRINCIPAL COUNTRIES, and with CONTINENTS, in each Official Year from 1926-27 to 1930-31

COUNTRIES	1926-27	1927-28	1928-29	1929-30	1930-31
	£	£	£	£	£
AFRICA—					
Egypt	4,16,82,439	3,67,52,412	3,92,86,748	4,38,78,607	6,09,74,154
Tripoli	20,989	3,295	5,62,431	46,696	8,705
Tunis	1,11,550	78,787	53,781	64,111	70,326
Algeria	2,700	9,829	2,580	5,878	20,826
Morocco	2,69,044	2,65,444	4,89,797	6,89,089	1,95,034
Canary Islands	24,045	5,356	11,865	8,313
Sierra Leone	500	11,520	..	64,006	20,840
Gold Coast	2,71,062	3,73,649	..	4,56,224	6,51,406
Nigeria (including British Cameroons)	12,975	17,865	..	2,20,396	10,45,002
West Africa	2,86,591	5,56,325	15,41,254	7,22,926	8,03,595
Protectorate of South-West Africa	24,167	21,832	31,619	4,344	17,527
Cape of Good Hope	79,24,423	77,69,257	66,29,886	71,44,480	63,49,723
Natal	1,90,75,552	2,28,39,336	2,23,47,007	2,16,19,676	1,78,51,517
Transvaal	1,92,265	2,69,734	1,78,781	1,63,199	1,14,384
Rhodesia	2,46,614	2,09,176	1,550	2,877	2,100
Portuguese East Africa	1,44,43,270	1,78,18,893	1,48,53,452	1,36,77,784	1,29,89,667
Madagascar	9,05,155	7,56,424	10,08,817	8,61,066	4,53,845
Réunion	30,270	1,42,749	3,48,129	23,891	1,04,172
Zanzibar and Pemba	1,21,63,142	1,20,26,844	87,61,502	1,10,44,320	78,01,340
Kenya Colony	3,33,26,167	3,23,23,190	3,61,83,692	4,05,16,404	3,73,81,115
Tanganyika Territory	8,47,936	57,09,512	58,11,883	54,25,694	47,21,981
Uganda Protectorate	43,258	2,31,156	2,71,702	3,23,307	2,79,093
Nyasaland Protectorate	24,716	6,473	24,818	3,450	777
Italian East Africa (Somaliland and Eritrea)	25,25,641	33,71,945	57,19,199	43,35,359	36,16,072
Somaliland (British and French)	12,37,994	14,20,465	42,24,523	27,79,856	19,03,343
Abyssinia	135	946	1,359	..	129
Anglo-Egyptian Sudan	53,47,953	52,39,213	43,90,458	51,37,920	30,22,909
Mauritius and Dependencies	1,65,18,253	1,90,69,109	1,58,94,164	1,62,19,725	1,12,07,511
Seychelles	9,80,801	11,08,090	12,44,550	9,68,856	8,15,915
TOTAL AFRICA	16,40,65,371	16,94,28,015	17,08,19,103	17,64,55,756	17,25,21,321
AMERICA—					
Canada	3,74,01,762	3,97,72,589	4,90,53,557	4,31,35,886	3,04,27,941
Bahamas	780	2,133
Newfoundland and Coast of Labrador	20,400
United States of America	52,64,42,531	57,13,60,979	57,89,49,470	54,60,59,867	36,28,78,743
Bermudas	5,000	2	..	1,450	4,347
Cuba	3,89,26,679	3,76,72,336	3,34,07,031	2,95,77,131	2,10,74,033
Haiti and St. Domingo	20,24,151	17,15,575	16,87,090	16,87,095	8,95,354
Porto Rico	24,83,573	23,23,631	27,79,185	23,43,394	20,03,934
West Indies	53,84,888	44,05,179	46,30,698	55,34,950	32,98,193
Mexico	8,05,091	8,36,738	9,82,501	10,60,843	7,93,299
Guatemala	1,26,315	61,711	65,977	75,072	16,339
Honduras	1,471	2,260	..	13,495
San Salvador	2,59,193	1,16,363	77,073	1,34,225	52,004
Nicaragua	1,85,369	1,13,801	2,11,156	1,77,799	72,093
Costa Rica	66,527	61,761	34,940	63,897	47,289
Colombia	60,391	3,15,880	4,35,727	3,43,830	3,42,605
Panama	13,304	29,323	36,090	67,647	24,690
Venezuela	13,503	55,625	63,800	54,550	92,021
British Guiana	5,47,176	7,74,023	3,90,265	7,16,513	6,11,436
Falkland Islands	1,820
Dutch Guiana	50,716	77,088	1,36,118	1,22,361	60,525
Brazil	53,43,702	74,67,002	51,24,297	70,69,111	42,40,424
Paraguay	7,400	42,350	45,087	84,769	13,774
Uruguay	34,99,632	35,49,084	34,06,317	31,89,773	24,20,146
Argentine Republic (including the Atlantic Coast of Patagonia)	6,77,80,715	7,43,73,957	8,17,78,953	7,18,67,556	3,63,32,644
Chile (including the Pacific Coast of Patagonia)	1,45,28,594	1,76,18,474	1,69,41,520	1,59,41,186	68,16,819
Peru	34,03,065	29,95,155	39,34,419	32,65,371	20,47,715
Ecuador	1,89,965	4,37,152	4,12,965	3,92,643	2,49,858
Bolivia	73,625	1,01,355	46,087	1,23,358	22,089
TOTAL AMERICA	70,96,32,023	70,72,84,921	78,52,14,988	73,39,95,187	47,49,55,118
AUSTRALIA AND OCEANIA—					
Australian Commonwealth	9,49,39,006	6,58,46,919	15,84,63,645	11,33,45,305	6,99,36,558
Territory of Papua (Br. New Guinea)	2,22,231	9,25,864	6,29,731	10,16,436	8,06,333
New Zealand (including Niuru and British Samoa)	93,54,303	78,60,615	88,36,707	31,26,304	66,69,832
Fiji Islands	7,85,933	6,23,324	6,31,260	7,53,127	5,84,433
Hawaii	31,46,181	36,73,510	43,35,873	41,35,636	37,17,076
Other Islands in the Pacific	3,05,024	13,265	74,409	3,904	11,624
TOTAL AUSTRALIA AND OCEANIA	10,92,52,978	9,84,53,497	17,30,21,635	12,74,30,912	8,08,26,556
GRAND TOTAL	540,66,04,919	573,52,77,499	591,26,71,418	569,73,93,203	399,45,85,891

ABSTRACT TABLES
TRADE WITH CONTINENTS
IMPORTS

(16)

No. 5

VALUE of the TOTAL IMPORTS of PRIVATE MERCHANDISE from each COUNTRY (distinguishing Continents) in each Official Year from 1926-27 to 1930-31

COUNTRIES	1926-27	1927-28	1928-29	1929-30	1930-31
EUROPE—					
United Kingdom	110,58,42,516	119,21,01,021	113,24,42,969	103,10,30,146	61,28,70,
Russia	51,56,637	48,52,016	84,87,218	45,27,962	1,03,74,
Finland	16,99,757	3,08,206	6,45,420	11,14,448	16,63,
Estonia	3,51,448	8,93,830	10,60,892	12,49,446	13,12,
Latvia	30,006	1,92,191	3,94,459	4,38,862	8,46,
Lithuania	9,685	31,44,645	1,50,40,778	1,08,53,198	1,21,52,
Georgia					
Sweden	1,26,88,354	1,25,60,041	1,10,84,766	1,39,93,271	97,75,
Norway	69,52,825	87,01,958	78,93,062	1,02,01,648	85,52,
Denmark	6,91,931	13,41,895	18,31,279	12,49,075	11,18,
Poland (including Dantzig)	42,52,867	5,23,432	8,88,249	14,47,029	31,42,1
Germany	16,90,71,677	15,34,34,747	15,84,36,461	15,79,20,847	12,38,41,5
Netherlands	4,66,26,070	4,80,60,422	4,76,78,761	4,22,83,916	3,22,33,6
Belgium	6,80,08,052	7,47,83,595	7,19,96,747	6,78,67,518	4,66,92,3
Luxemburg	18,84,689	23,32,162	20,89,852	45,12,674	18,19,3
Channel Islands	2,19,049	7,79,465	536	30	--
France	3,55,66,145	4,30,15,164	4,77,53,040	4,57,23,403	2,88,89,8
Spain	20,58,891	34,03,400	26,73,313	29,78,101	29,83,0
Gibraltar	5,08,885	2,84,254	92,587	69,030	1,28,8
Portugal	6,24,933	6,06,174	4,29,534	3,15,513	4,30,8
Malta and Gozo	11,982	2,534	6,038	6,367	3
Switzerland	2,19,60,040	2,68,10,247	2,57,12,189	2,12,10,893	1,26,83,9
Italy	6,16,11,411	6,76,30,625	7,35,81,631	6,73,36,661	4,50,51,82
Fiume	4,29,261	--	63,760	2,26,715	20,16
Austria	1,10,82,788	1,26,08,336	1,40,11,930	1,22,93,647	81,56,28
Hungary	60,83,885	8,11,537	6,54,456	66,85,494	21,52,32
Czechoslovakia	1,66,65,225	1,22,39,457	1,29,49,424	1,66,13,734	97,03,01
Serb-Croat-Slovene State (Jugo-Slavia)	1,67,790	2,88,686	3,02,785	12,54,087	6,16,34
Albania	--	630	278	--	18,14
Romania	5,112	2,500	2,62,835	1,50,091	--
Greece	2,04,958	2,60,048	4,86,304	3,83,188	2,18,14
Turkey	10,398	43,497	62,851	10,627	28,56
Cyprus	3,335	167	17,823	307	87
TOTAL EUROPE	157,99,81,102	167,70,91,872	163,90,44,477	152,40,78,028	97,70,43,391
ASIA—					
Turkey	9,212	2,247	11,324	16,707	4,300
Syria	1,616	4,672	25,355	14,772	4,237
Armenia	--	1,035	2,887	--	5,614
Azerbaijan	--	--	--	44,35,088	64,65,095
Smyrna	17,801	37,850	4,849	1,033	7,894
Palestine	1,773	16,602	9,006	14,954	42,484
Aden and Dependencies	52,91,635	66,01,213	62,47,421	56,98,820	33,01,907
Mascat Territory and Trucial Oman	37,20,340	40,58,289	31,79,087	30,04,076	25,87,255
Other Native States in Arabia	7,50,548	10,88,602	3,55,770	5,79,715	3,79,536
Iraq	70,04,670	95,15,907	71,51,634	1,02,33,855	1,00,63,158
Bahrain Islands	25,95,474	23,57,904	20,15,814	21,34,440	7,96,740
Persia	1,98,13,908	2,94,80,760	3,82,46,989	3,71,52,298	2,71,65,124
Henjam Island	3,329	10,946	1,975	191	1,009
Maldives	1,20,059	1,46,819	1,16,723	68,517	78,930
Ceylon	1,37,14,918	1,90,06,847	2,10,40,666	1,80,18,013	1,43,46,619
Straits Settlements (including Labuan)	5,82,12,992	5,84,21,731	5,10,86,712	6,16,53,349	3,96,80,346
Federated Malay States	3,08,103	2,69,370	2,39,746	2,06,657	1,45,557
Sumatra	5,45,434	10,18,012	13,39,786	5,11,596	2,06,817
Java	14,42,27,504	14,70,75,220	16,41,57,239	13,66,83,429	10,34,17,240
Borneo (British and Dutch)	1,27,71,378	1,64,44,820	1,38,73,025	1,20,26,088	81,79,361
Celebes and other Islands	78,216	41,297	11,64,264	11,11,592	61,65,668
Siam	12,65,065	23,12,019	31,61,794	18,53,680	17,92,666
Indo-China (including Cochin-China, Cambodia, Annam, Tonkin and French leased territories in China)	5,16,743	23,22,429	1,95,05,402	9,06,587	5,49,470
Philippine Islands and Guam	9,77,414	11,77,323	8,13,915	10,07,505	5,38,926
Macao	--	178	110	--	--
Formosa	4,085	--	--	--	--
Hongkong	90,21,157	1,15,80,774	78,83,092	73,60,223	86,82,190
China (exclusive of Hongkong and Macao)	3,30,99,562	4,41,26,962	4,31,77,502	4,09,53,074	3,33,12,710
Korea	--	--	--	--	31,378
Japan	16,47,24,110	17,90,19,207	17,67,67,462	23,58,55,259	14,51,19,972
TOTAL ASIA	47,87,97,536	53,65,39,065	56,15,28,599	58,15,92,573	41,80,72,232

ABSTRACT TABLES
TRADE WITH CONTINENTS
IMPORTS

No. 5—continued

VALUE of the TOTAL IMPORTS of PRIVATE MERCHANDISE from each COUNTRY (distinguishing
Continents) in each Official Year from 1926-27 to 1930-31—continued

COUNTRIES	1926-27	1927-28	1928-29	1929-30	1930-31
	R	R	R	R	R
AFRICA—					
Egypt	42,11,277	52,86,483	48,78,653	44,13,937	2,53,85,415
Tripoli	495	5,42,979	..	439
Tunis	407	324
Algeria	204	..	550	797
Morocco	97,445	82,678	..
Canary Islands	22,095	5,358	11,805	8,313
West Africa	302	815	..	1,705	..
Cape of Good Hope	9,585	88,054	51,080	26,825	45,666
Natal	31,72,439	53,26,615	52,25,572	60,40,980	42,87,335
Transvaal	2,151	1,807	12,403	15,868	12,093
Rhodesia	9,360	20	..	1,040	..
Portuguese East Africa	9,37,018	15,09,079	8,99,759	9,33,115	11,06,598
Madagascar	14,936	51,292	52,092	25,242	18,912
Reunion	122	170	166
Zanzibar and Pemba	35,17,576	41,21,719	33,11,736	45,65,061	34,70,457
Kenya Colony	2,20,14,393	2,17,56,235	2,33,50,223	2,03,15,857	3,00,93,707
Tanganyika Territory	15,06,210	7,08,754	4,17,959	3,50,333	11,07,313
Uganda Protectorate	603	2,223	345	140
Nyasaland Protectorate	20,328	3,173	703	3,450	777
Italian East Africa (Somaliland and Eritrea)	12,05,590	15,64,339	12,75,276	14,23,692	22,85,536
Somaliland (British and French)	1,78,724	2,09,444	3,11,707	3,36,379	3,03,307
Abyssinia	135	46	359	..	129
Anglo-Egyptian Sudan	8,310	9,877	68,612	18,346	50,545
Mauritius and Dependencies	44,899	57,294	40,650	18,763	37,273
Seychelles	72,768	45,415	3,27,506	18,374	1,45,052
TOTAL AFRICA	3,69,23,001	4,07,53,765	4,13,72,420	4,86,16,190	6,82,64,354
AMERICA—					
Canada	1,68,83,052	1,78,50,307	2,45,72,123	1,00,59,605	1,32,55,989
United States of America	18,23,74,618	20,48,18,046	17,92,03,943	17,66,15,164	15,14,72,554
Bermudas	2
Cuba	520	15,32,578	6,224	5,059	2,335
Haiti and St. Domingo	730	394	1,033	832	1,151
West Indies	9,051	25,144	7,910	93,659	15,234
Mexico	3,554	246
Colombia	11,240	240
Panama	104
Venezuela	644
British Guiana	302	5,107
Brazil	677	1,753
Uruguay	5,498	..	2,563	2,671	15,519
Argentine Republic (including the Atlantic Coast of Patagonia)	3,337	5,257	16,38,522	8,23,536	19,366
Chile (including the Pacific Coast of Patagonia)	1,37,030	3,13,493	10,10,050	13,33,302	5,23,321
Peru	3,900
TOTAL AMERICA	19,04,66,379	22,45,59,233	20,64,47,423	19,79,53,621	16,53,10,402
AUSTRALIA AND OCEANIA—					
Australian Commonwealth	1,69,60,376	1,91,66,751	3,45,55,033	5,53,76,413	2,41,76,379
New Zealand (including Nauru and Br. Samoa)	54,555	1,43,230	1,04,705	3,43,925	3,49,085
Fiji Islands	2,145	4,408	7,024	3,396	1,937
Hawaii	17,581	1,042	..	195	..
TOTAL AUSTRALIA AND OCEANIA	1,70,35,158	1,93,15,431	3,46,66,817	5,67,28,929	2,46,28,351
GRAND TOTAL	231,22,03,176	249,83,64,366	253,30,59,741	240,79,69,341	164,82,19,233

ABSTRACT TABLES
TRADE WITH CONTINENTS

(18)

EXPORTS

No. 6

VALUE of the TOTAL EXPORTS of INDIAN PRODUCE and MANUFACTURES (PRIVATE MERCHANDISE) to each COUNTRY (distinguishing Continents) in each Official Year from 1926-27 to 1930-31

COUNTRIES	1926-27	1927-28	1928-29	1929-30	1930-31
EUROPE—					
United Kingdom	63,38,78,453	77,87,44,427	69,04,82,078	66,55,64,756	51,77,88,861
Russia	9,12,788	49,51,082	24,90,742	39,92,489	53,42,468
Finland	5,66,186	10,40,847	8,94,948	7,04,190	4,57,436
Estonia	15,234	2,437	1,242	9,465	..
Latvia	1,62,716	7,359	..
Georgia	8,17,475	12,32,430	16,19,755	17,64,831	20,73,061
Sweden	25,18,015	29,59,982	32,10,690	45,05,253	36,88,165
Norway]	31,99,137	30,97,900	29,75,045	41,79,949	57,23,907
Denmark	8,94,357	8,31,180	5,44,959	15,70,314	15,80,421
Poland (including Danzig)	14,10,506	17,51,283	13,13,617	37,30,248
Germany]	21,39,22,607	32,22,85,626	32,32,08,897	26,60,88,323	14,26,89,216
Netherlands	6,21,97,529	8,10,89,897	8,70,58,965	9,08,22,557	6,66,71,264
Belgium	8,77,20,155	10,92,18,223	13,40,01,836	12,15,72,442	7,53,11,721
Luxemburg	670
Channel Islands	345
France]	13,81,27,194	15,96,83,906	17,76,75,363	16,81,00,449	11,08,00,025
Spain	2,74,05,098	3,31,04,027	3,90,76,839	3,60,33,457	2,37,31,681
Gibraltar ?	1,29,985	36,950	27,943	72,687	94,634
Portugal]	21,17,797	21,08,464	14,76,958	23,37,452	9,05,814
Malta and Goso ?	40,414	32,459	30,710	34,015	18,151
Switzerland	64,369	31,964	43,579	40,443	23,794
Italy	11,34,76,442	12,36,51,186	15,18,63,136	11,31,50,840	7,85,44,561
Fiume	44,43,083	39,30,361	42,75,787	34,44,309	9,49,031
Austria	25,78,800	27,62,203	8,31,780	4,52,837	37,331
Hungary	2,250	840	4,854	3,905	2,55,120
Czechoslovakia	2,39,724	2,23,864	2,64,960	2,72,625	2,26,204
Serb-Croat Slovene State (Jugo-Slavia)	52,166	1,51,916	1,52,377	1,47,603	484
Bulgaria	8,61,631	10,46,714	13,92,931	10,02,497	8,56,718
Roumania	3,74,545	11,16,610	20,66,993	5,75,439	2,05,009
Greece	54,39,875	63,38,444	78,17,620	48,99,239	41,54,881
Albania	31
Crete	7,874	2,06,627	3,22,535	2,33,972	1,96,581
Turkey	22,06,317	27,08,250	27,52,735	20,82,465	16,50,351
Cyprus]]	3,87,412	5,01,270	3,21,299	4,86,233	1,23,321
TOTAL EUROPE	130,45,96,808	164,95,09,883	163,88,02,285	149,55,66,063	104,77,30,470
ASIA—					
Turkey	22,38,928	36,15,975	21,68,671	15,07,897	11,17,651
Syria	42,42,029	24,49,746	30,23,743	21,24,899	18,61,600
Armenia	2,87,994	1,61,158	46,503	9,239	22,048
Smyrna	10,44,939	12,45,372	10,91,599	15,54,899	3,96,120
Palestine	5,31,529	3,84,822	3,03,039	3,08,618	3,08,053
Aden and Dependencies	1,48,91,341	1,74,64,336	1,93,83,236	1,36,39,657	1,25,85,523
Iraq	2,13,53,352	1,65,60,191	1,50,29,440	1,15,57,095	83,46,732
Mascat Territory and Trucial Oman	81,21,079	96,29,342	72,46,507	73,12,711	56,37,523
Other Native States in Arabia	99,61,620	1,36,84,277	1,47,78,123	1,36,15,389	97,18,167
Bahrain Islands	87,90,184	1,13,99,060	89,04,529	91,71,433	60,25,017
Persia	2,49,57,622	1,87,58,836	1,59,09,694	1,60,99,000	1,22,55,170
Benjam Island	80,476	75,251	82,367	71,201	78,851
Afghanistan	6,567	11,345
Maldives	2,55,204	3,36,744	1,83,450	2,04,532	1,26,316
Ceylon	14,44,04,994	15,22,45,692	13,76,69,135	12,73,58,403	11,09,86,381
Straits Settlements (including Labuan)	9,32,09,116	9,11,20,270	7,81,14,572	7,90,54,656	6,19,32,993
Federated Malay States	1,02,98,612	1,15,68,070	1,00,09,683	1,37,62,698	1,12,52,423
Sumatra	1,43,81,541	1,84,11,487	1,51,98,700	1,38,36,666	1,52,24,376
Java	2,94,74,444	2,33,95,097	3,59,98,997	4,20,70,500	2,58,68,620
Borneo (British and Dutch)	11,23,599	17,93,900	13,55,969	10,16,289	5,69,024
Celebes and other Islands	9,22,738	9,50,121	11,88,434	11,22,277	7,22,103
Dutch New Guinea	2,227	6,332	546	..
Siam	1,68,80,071	1,98,40,787	1,72,51,866	1,47,01,412	99,54,204
Indo-China (including Cochin-China, Cambodia, Annam, Tonkin and French leased territories in China)	1,92,54,044	2,27,36,392	1,69,51,625	1,80,95,209	80,81,187
Philippine Islands and Guam	31,79,651	49,25,547	53,45,452	64,45,722	49,14,312
Macao	5,550
Formosa	67,27,609	47,59,208	70,19,746	59,63,945	11,72,839
Hongkong	2,93,78,586	2,07,49,278	2,40,73,114	2,94,12,589	1,68,64,458
China (exclusive of Hongkong and Macao)	11,21,33,341	4,46,96,598	9,48,84,231	13,01,85,261	13,21,29,529
Korea	56,48,426	23,05,860	32,66,429	30,48,234	6,50,536
Japan	41,00,75,270	29,00,66,282	34,42,56,945	32,26,71,840	23,73,43,560
TOTAL ASIA	99,38,98,934	80,58,38,026	83,07,36,130	88,04,39,490	69,54,51,784

ABSTRACT TABLES
TRADE WITH CONTINENTS
EXPORTS

No. 6—continued

VALUE of the TOTAL EXPORTS of INDIAN PRODUCE and MANUFACTURES (PRIVATE MERCHANDISE) to each COUNTRY (distinguishing Continents) in each Official Year from 1926-27 to 1930-31—continued

COUNTRIES	1926-27	1927-28	1928-29	1929-30	1930-31
	₹	₹	₹	₹	₹
AFRICA—					
Egypt	8,64,32,796	8,06,26,643	8,40,65,848	8,88,62,400	8,51,67,319
Tripoli	17,489	2,800	19,452	43,686	8,266
Tunis	1,11,550	78,380	48,301	59,811	69,602
Algeria	2,700	9,625	2,580	2,748	20,029
Morocco	2,69,044	2,65,179	3,91,552	6,03,511	1,94,534
Canary Islands	1,950
West Africa Protectorate of South-West Africa	5,70,826	9,58,594	15,41,154	14,59,047	25,18,811
Cape of Good Hope	24,167	21,832	31,619	4,344	17,527
Natal	78,89,789	76,98,276	65,65,369	70,93,090	62,78,338
Transvaal	1,56,53,506	1,73,16,101	1,74,18,871	1,53,03,321	1,82,50,935
Rhodesia	1,80,336	2,53,420	1,49,136	1,23,509	83,847
Portuguese East Africa	2,37,254	2,09,056	1,550	1,837	2,100
(Madagascar	1,24,33,840	1,53,04,495	1,33,13,416	1,21,71,389	1,15,56,264
Réunion]	8,87,198	6,99,180	9,52,813	8,32,874	4,31,871
Zanzibar and Pemba	29,410	1,40,824	3,42,567	19,875	1,01,543
Kenya Colony	76,82,299	70,84,175	47,99,905	56,31,977	39,43,281
Tanganyika Territory	97,74,881	94,45,240	1,06,31,509	94,87,161	64,57,748
Uganda Protectorate	37,42,751	43,80,321	46,51,958	39,76,759	32,33,237
Nyasaland Protectorate	1,14,660	1,87,669	2,27,462	2,78,702	2,35,611
French East Africa	3,888	3,250	22,175
(Italian East Africa (Somaliland and Eritrea)	4,373
(Somaliland (British and French)	11,23,300	19,72,336	41,69,508	28,25,510	12,84,878
Abyssinia	10,08,257	11,75,384	37,66,647	23,89,021	17,29,999
(Anglo-Egyptian Sudan	900	1,000
Mauritius and Dependencies	57,52,934	46,96,936	40,78,446	48,85,906	28,46,778
Seychelles]	1,62,24,119	1,84,76,468	1,55,88,422	1,59,11,986	1,09,97,213
7,64,133	8,81,266	7,36,169	7,44,260	5,27,309	
TOTAL AFRICA	12,09,95,500	12,17,90,750	12,35,07,514	12,26,61,264	10,09,57,030
AMERICA—					
Canada	2,05,08,163	2,18,97,844	2,44,04,219	2,40,06,429	1,71,54,324
Newfoundland and Coast of Labrador	780	20,400
United States of America	33,68,37,467	35,97,77,376	39,11,17,417	36,32,81,509	20,64,58,891
Bermudas	5,000	1,450	4,347
Bahamas	2,133
West Indies	4,88,08,380	4,50,53,951	4,25,37,540	3,90,85,780	2,73,39,688
Mexico;	8,05,091	8,36,788	9,82,501	10,57,080	7,98,053
Guatemala	1,26,315	61,711	65,977	75,072	16,839
Honduras	1,471	2,260	..	13,496
Sansalvador	2,59,193	1,16,363	77,073	1,34,225	52,004
Nicaragua	1,85,369	1,13,801	2,11,156	1,77,799	72,003
Costa Rica	66,527	61,761	34,940	63,897	47,289
Colombia	60,391	3,15,880	4,35,727	3,37,590	3,42,365
Panama	13,200	27,678	35,900	67,647	22,190
Venezuela	13,503	55,625	63,800	54,550	91,377
British Guiana]	5,35,366	7,62,249	8,87,620	7,15,980	6,10,818
Falkland Islands	1,620
Dutch Guiana	50,710	77,088	1,36,018	1,22,361	58,445
Brazil	53,48,025	74,67,002	51,24,297	70,69,111	42,36,571
Paraguay	7,400	42,350	45,087	84,769	18,774
Uruguay	34,93,484	35,49,064	34,08,754	31,37,107	23,79,915
Argentine Republic (including the Atlantic Coast of Patagonia)	6,77,75,328	7,48,45,635	8,01,35,870	7,10,18,102	3,63,10,388
Chile (including the Pacific Coast of Patagonia)	1,43,41,442	1,67,99,776	1,58,29,953	1,46,07,384	62,92,493
Peru	34,03,065	29,91,255	39,33,279	32,65,371	20,47,716
Ecuador	1,89,905	4,37,152	4,12,965	3,92,643	2,49,858
Bolivia	73,625	1,01,355	46,037	1,23,358	22,089
TOTAL AMERICA	50,29,07,015	53,53,93,955	57,00,43,930	52,88,84,728	30,46,43,779
AUSTRALIA AND OCEANIA—					
Australian Commonwealth	7,78,02,565	6,60,88,091	7,37,63,036	5,78,00,949	4,47,43,533
Territory of Papua (Br. New Guinea).	2,22,281	9,25,854	6,29,731	10,16,435	8,06,008
New Zealand (including Nauru and Br. Samoa)	97,91,102	77,10,747	87,26,847	77,63,993	63,02,168
Fiji Islands	7,13,320	5,82,817	6,58,932	7,32,767	5,64,712
Hawaii	31,25,725	36,77,468	43,35,373	41,36,491	37,15,225
Other Islands in the Pacific	3,05,024	18,265	74,402	3,994	11,624
TOTAL AUSTRALIA AND OCEANIA	9,10,30,027	7,90,02,752	8,81,33,871	7,15,03,655	6,61,43,276
GRAND TOTAL	301,43,58,284	310,15,85,366	330,12,78,786	310,80,55,200	220,49,36,338

ABSTRACT TABLES:
TRADE WITH CONTINENTS:
RE-EXPORTS

No. 7

VALUE of the TOTAL RE-EXPORTS of PRIVATE MERCHANDISE to each COUNTRY (distinguishing Continents), in each Official Year from 1926-27 to 1930-1931.

COUNTRIES	1926-27	1927-28	1928-29	1929-30	1930-31
	£	£	£	£	£
EUROPE—					
United Kingdom	2,89,14,013	3,88,59,104	3,92,42,505	2,62,29,180	2,09,23,015
Russia	614	6,144	84,333	6,105
Finland	1,050	3,752
Georgia	2,555	..	1,305
Sweden	38,125	7,930	46,467	18,718	35,480
Norway	8,783	1,773	3,293	3,330	1,350
Denmark	13,765	20,791	55,255	14,009	23,421
Germany	8,51,840	22,86,740	15,75,819	15,97,685	15,07,544
Netherlands	2,27,343	1,37,762	2,21,804	3,40,975	6,58,408
Belgium	5,52,929	4,63,933	4,83,144	5,91,360	3,93,854
France	16,11,565	13,12,337	14,53,612	12,61,375	3,07,818
Spain	69,603	18,600	12,250	31,532	3,900
Gibraltar	5,839	7,316	9,593	2,011	1,185
Portugal	2,740	400	4,053
Malta and Gozo	500	262	12,323	6,770	2,080
Switzerland	86,436	34,895	44,435	44,443	31,398
Italy	22,03,155	18,10,639	6,78,631	15,72,103	7,10,254
Fiume	925	..
Austria	71,258	27,455	15,232	24,660	6,575
Hungary	29,320	5,000
Czechoslovakia	1,350	193	..	5,865
Albania	2,190	..
Roumania	3,300	..	259	..
Greece	22,534	52,992	90,416	93,775	60,418
Crete	625
Turkey	9,26,147	6,01,933	3,79,633	1,93,495	1,24,333
Cyprus	25
TOTAL EUROPE	3,56,07,310	4,57,00,736	3,33,42,437	3,21,04,498	2,54,40,777
ASIA—					
Turkey	55,575	500	..	10,950
Syria	3,34,064	2,60,630	1,82,251	1,30,328	84,460
Armenia	521	..	1,200	1,47,951	..
Smyrna	912	425	..
Palestine	28,476	37,340	19,207	42,725	41,732
Aden and Dependencies	14,33,631	16,33,484	3,27,031	6,31,773	5,55,149
Iraq	37,08,905	39,34,400	25,90,465	45,86,523	35,86,721
Mascat Territory and Trucial Oman	23,48,336	30,71,932	27,65,639	22,03,230	11,74,998
Other Native States in Arabia	16,75,731	31,45,935	15,37,241	14,37,316	9,24,228
Bahrain Islands	28,10,250	34,08,427	29,40,749	21,37,542	10,86,235
Persia	64,23,636	62,64,110	39,73,246	45,47,114	31,74,255
Herat Island	71,832	52,055	52,031	59,191	57,082
Afghanistan	2,219	1,350
Maldives	20,570	55,327	14,698	5,530	1,742
Ceylon	42,13,622	65,40,342	48,05,276	43,15,397	29,26,334
Straits Settlements (including Labuan)	17,92,061	16,52,501	13,94,119	11,01,926	10,43,593
Federated Malay States	1,92,634	1,55,053	1,37,897	1,51,345	37,665
Sumatra	91,238	2,438	42,130	41,532	17,729
Java	4,51,304	6,45,133	3,91,706	5,99,603	4,70,053
Borneo (British and Dutch)	1,070	3,160	9,242	50	60
Celebes and other Islands	1,250	6,268	..	330
Siam	1,39,412	1,73,509	1,58,031	1,22,245	1,00,601
Indo-China (including Cochin-China, Cambodia, Annam, Tonkin, and French leased territories in China)	23,457	19,197	5,432	62,671	2,334
Philippine Islands and Guam	16,130	24,635	15,633	17,413	7,491
Formosa	270
Hongkong	9,42,543	12,25,954	10,22,529	10,17,349	5,25,533
China (excluding of Hongkong and Macao)	9,32,649	10,87,664	3,75,421	3,72,933	3,45,814
Japan	26,27,250	18,74,653	18,36,411	28,93,855	13,01,655
TOTAL ASIA	3,08,31,057	3,53,26,484	2,56,54,603	2,66,29,696	1,75,44,234

ABSTRACT TABLES
TRADE WITH CONTINENTS
RE-EXPORTS

No. 7—continued

VALUE of the TOTAL RE-EXPORTS of PRIVATE MERCHANDISE to each COUNTRY (distinguishing Continents), in each Official Year from 1926-27 to 1930-31—continued

COUNTRIES	1926-27	1927-28	1928-29	1929-30	1930-31
AFRICA—	R	R	R	R	R
Egypt	9,88,366	8,39,236	5,42,247	5,97,130	4,21,420
Tripoli	3,500	3,010	..
Tunis	5,480	6,800	400
Algeria	2,580	..
Morocco	265	800	2,850	500
West Africa	450	100	2,800	2,082
Cape of Good Hope	25,049	17,927	20,437	24,505	25,724
Natal	2,49,607	1,97,120	2,07,624	2,69,375	3,12,747
Transvaal	9,778	14,507	17,242	23,823	18,444
Rhodesia	100
Portuguese East Africa	10,68,048	10,05,319	6,40,277	5,68,280	3,26,805
Madagascar	3,021	6,002	3,912	2,950	3,082
Réunion	860	1,925	5,440	3,646	2,483
Zanzibar and Pemba	9,63,287	8,20,950	6,49,561	8,44,232	3,87,602
Kenya Colony	15,36,893	16,21,715	16,51,865	12,13,886	8,26,660
Tanganyika Territory	5,98,975	6,39,937	7,41,971	5,98,602	3,81,426
Uganda Protectorate	28,598	42,834	43,017	44,280	43,342
Nyasaland Protectorate	50	1,940
Italian East Africa (Somaland and Eritrea)	1,35,751	3,35,370	2,74,415	86,157	45,609
Somaland (British and French)	51,013	35,637	2,46,174	55,456	59,587
Anglo-Egyptian Sudan	86,209	5,32,400	2,43,400	3,33,668	1,25,591
Mauritius and Dependancies	2,49,235	5,35,347	2,70,092	2,89,021	1,73,020
Seychelles	1,43,700	2,31,409	1,80,875	2,05,723	1,43,554
TOTAL AFRICA	61,41,870	68,78,600	54,46,169	61,78,302	32,99,937
AMERICA—					
Canada	10,547	24,435	82,210	69,352	16,628
United States of America	72,30,446	72,65,557	86,23,105	70,63,194	49,47,298
Haiti and St. Domingo	2,129	2,586	2,913	2,841	2,082
West Indies	2,577	1,968	5,334	1,000	479
Panama	2,150	100	..	2,500
Dutch Guiana	100	..	2,080
British Guiana	11,508	6,672	2,645	538	668
Brazil	2,100
Uruguay	700	24,712
Argentine Republic (including the Atlantic Coast of Patagonia)	1,500	23,065	4,566	20,918	2,300
Chile (including the Pacific Coast of Patagonia)	122	200	1,517
Peru	1,140
TOTAL AMERICA	72,50,529	73,31,633	87,23,630	71,57,638	50,00,937
AUSTRALIA AND OCEANIA—					
Australian Commonwealth	1,75,565	92,077	1,45,521	1,68,003	1,16,141
Territory of Papua (British New Guinea)	325
New Zealand	8,386	6,688	5,215	13,331	17,729
Fiji Islands	70,467	41,599	15,254	16,944	17,784
Hawaii	2,875	2,451
Other Islands in the Pacific	7
TOTAL AUSTRALIA AND OCEANIA	2,57,793	1,40,314	1,65,997	1,98,328	1,54,480
GRAND TOTAL	8,00,97,559	9,53,77,907	7,83,92,891	7,12,68,662	5,14,40,315

ABSTRACT TABLES
IMPORTS and EXPORTS
(SHARE OF EACH PROVINCE)

VALUE of the TOTAL IMPORTS and EXPORTS of MERCHANDISE and TREASURE, exclusive of GOVERNMENT STORES and TREASURE, into and from each PROVINCE of BRITISH INDIA, in each Official Year from 1926-27 to 1930-31.

PROVINCES	IMPORTS					EXPORTS OF INDIAN AND FOREIGN MERCHANDISE				
	1926-27	1927-28	1928-29	1929-30	1930-31	1926-27	1927-28	1928-29	1929-30	1930-31
	₹	₹	₹	₹	₹	₹	₹	₹	₹	₹
MERCHANDISE—										
BENGAL	81,67,00,738	86,40,90,570	89,00,88,734	88,87,64,794	51,20,96,789	184,64,51,970	147,08,64,897	144,91,30,207	133,67,42,408	86,74,92,367
BIHAR AND ORISSA	59,759	..	27,550	12,540	35,962
BOMBAY	76,87,78,624	86,87,76,590	84,13,53,914	83,65,31,258	56,93,80,038	70,59,06,062	67,17,54,842	83,72,86,406	74,23,06,131	56,25,84,905
SIND	23,04,67,511	26,40,39,840	31,52,52,312	26,47,61,249	19,48,04,711	26,43,99,058	23,58,15,467	29,02,86,381	25,52,31,176	18,07,23,766
MADRAS	21,25,83,541	24,56,50,871	27,59,30,003	26,87,74,314	20,70,46,969	33,00,33,753	44,27,47,215	46,58,04,060	45,01,05,488	32,27,37,256
BURMA	23,36,17,762	20,07,56,495	21,04,34,778	21,41,37,721	16,48,90,731	39,76,05,241	41,57,80,712	38,70,87,018	39,49,26,124	32,27,02,397
TOTAL	231,22,08,176	249,83,64,366	253,30,59,741	240,79,69,341	164,82,19,238	309,44,55,843	323,69,13,133	337,96,11,677	317,93,23,862	225,63,66,658
TREASURE—										
BENGAL	5,85,96,931	8,89,93,399	4,76,07,328	3,65,74,237	4,19,45,116	1,417	2,77,006	1,58,339	3,875	2,497
BOMBAY	34,98,07,254	27,85,00,893	24,44,56,447	18,68,02,984	17,91,44,927	1,50,46,405	2,41,19,331	2,57,10,915	1,23,86,058	2,24,41,712
SIND	18,29,777	15,07,255	22,47,759	42,67,418	38,60,301	10,17,608	13,55,450	17,20,150	21,05,600	11,25,035
MADRAS	17,50,249	2,68,27,608	7,71,23,351	4,77,11,409	4,09,77,844	33,78,980	91,999	4,00,931	5,46,367	6,92,941
BURMA	11,61,668	23,31,218	15,05,957	23,19,331	26,23,109	5,90,894	4,05,909	13,20,545	1,44,454	10,000
TOTAL	41,81,45,879	34,81,90,468	37,29,40,842	27,76,75,929	26,85,51,296	2,00,35,279	2,62,49,659	2,93,10,830	1,56,87,154	2,42,72,185
TOTAL OF MERCHANDISE AND TREASURE—										
BENGAL	87,53,57,669	90,80,83,969	93,76,96,062	87,03,39,081	55,40,41,904	134,64,53,387	147,11,41,897	144,92,88,606	133,67,46,283	86,74,94,864
BIHAR AND ORISSA	59,759	..	27,550	12,540	35,962
BOMBAY	111,85,85,878	114,22,77,483	108,58,10,361	101,23,34,247	74,85,24,965	72,09,52,467	69,58,74,178	86,29,47,321	75,51,93,089	58,40,76,617
SIND	23,22,97,288	26,55,97,095	31,75,00,071	26,90,28,667	19,86,65,012	26,54,16,661	23,71,70,917	29,19,50,531	25,73,30,676	18,18,43,301
MADRAS	21,43,33,790	27,24,78,474	35,30,53,354	31,64,85,723	24,80,24,313	38,34,12,713	44,28,39,214	46,62,04,991	45,06,51,850	32,34,80,197
BURMA	23,47,79,430	26,30,87,513	21,19,40,735	21,69,57,552	16,75,13,840	39,81,96,135	41,61,36,621	33,84,07,558	39,50,70,578	32,28,02,397
TOTAL	272,53,54,055	284,65,24,334	290,60,00,583	268,56,45,270	191,67,70,534	31,44,91,122	331,31,62,322	340,80,22,557	319,59,11,010	228,06,38,838

VALUE of the TOTAL IMPORTS and EXPORTS of GOVERNMENT STORES and TREASURE, into and from each PROVINCE of BRITISH INDIA, in each Official Year from 1926-27 to 1930-31.

PROVINCES	IMPORTS					EXPORTS OF INDIAN AND FOREIGN MERCHANDISE				
	1926-27	1927-28	1928-29	1929-30	1930-31	1926-27	1927-28	1928-29	1929-30	1930-31
	₹	₹	₹	₹	₹	₹	₹	₹	₹	₹
GOVERNMENT STORES—										
BENGAL	3,84,47,438	3,86,04,998	2,89,89,110	2,88,15,904	1,78,25,669	1,27,58,199	1,80,50,302	1,04,68,099	91,00,114	71,70,982
BOMBAY	2,88,65,004	3,72,59,075	4,68,54,781	2,92,83,032	1,84,87,148	26,45,658	20,67,714	8,34,082	9,48,158	9,78,249
INDIA	3,10,69,387	3,98,56,784	2,50,53,866	2,69,18,127	4,15,59,479	6,00,111	5,63,153	5,00,339	2,91,152	2,58,295
MADRAS	45,72,670	30,94,106	27,83,493	26,02,151	23,44,594	31,005	29,995	50,814	17,985	19,556
BURMA	21,21,588	30,59,386	22,88,919	19,85,085	30,22,184	12,889	12,986	42,145	2,15,868	2,38,129
TOTAL	9,59,76,127	11,68,74,299	10,09,10,619	8,91,05,149	8,26,89,069	1,60,48,467	1,57,24,150	1,18,94,079	1,05,78,227	86,55,211
GOVERNMENT STORES AND TREASURE—										
BENGAL	10,416	..	125	..	1,56,66,465	1,71,62,548	38,55,425
BOMBAY	18,01,384	3,58,858	484	6,81,065	81,900	20,50,000	51,11,207	1,85,52,109	1,85,88,302	1,18,80,938
INDIA	28,000	..	2,000
MADRAS
BURMA	3,78,810	4,39,208	1,320	2,174	1,177
TOTAL	21,74,694	7,98,061	1,804	6,43,655	83,077	20,78,125	51,11,207	3,42,20,574	3,57,45,850	1,57,36,418
VALUE OF STORES AND TREASURE—										
BENGAL	3,84,47,438	3,86,04,998	2,89,89,110	2,88,26,320	1,78,25,669	1,27,58,324	1,80,50,302	2,61,34,564	2,62,02,662	1,10,26,407
BOMBAY	2,56,66,478	3,76,12,938	4,68,55,215	2,99,14,997	1,85,19,043	46,95,658	71,78,921	1,98,86,191	1,95,31,460	1,28,54,237
INDIA	3,10,69,387	3,98,56,784	2,50,53,866	2,69,18,127	4,15,59,479	6,28,111	5,63,153	5,02,339	2,91,152	2,58,295
MADRAS	45,72,670	30,94,106	27,83,493	26,02,151	23,44,594	31,005	29,995	50,814	17,985	19,556
BURMA	24,94,808	34,98,589	22,90,239	19,87,209	30,23,361	12,889	12,986	42,145	2,15,868	2,38,129
TOTAL	9,81,50,921	11,76,67,890	10,09,21,423	8,97,48,804	8,27,72,146	1,81,26,532	2,08,35,357	4,61,15,553	4,63,10,077	2,43,91,624

ABSTRACT TABLES
TRADE OF EACH PROVINCE
WITH EACH COUNTRY

(24)

No. 10

VALUE of the TOTAL TRADE (IMPORTS, EXPORTS and RE-EXPORTS) in PRIVATE MERCHANDISE
only of each PROVINCE with each COUNTRY, in each Official Year from 1926-27 to 1930-31.

COUNTRIES	BENGAL					BIHAR AND ORISSA				
	1926-27	1927-28	1928-29	1929-30	1930-31	1926-27	1927-28	1928-29	1929-30	1930-31
	₹	₹	₹	₹	₹	₹	₹	₹	₹	₹
EUROPE—										
United Kingdom	80,78,95,989	81,28,79,830	79,80,84,795	74,91,25,032	46,46,38,117
Russia	9,26,728	58,07,047	63,23,438	33,61,018	48,31,305
Georgia	8,17,475	55,52,658	65,32,067	12,60,819	20,30,018
Finland	17,46,343	12,27,508	11,98,029	10,23,844	14,44,668
Estonia	3,60,795	8,87,871	8,92,933	10,54,114	12,02,602
Sweden	57,64,519	52,82,519	52,91,232	75,20,598	57,10,520
Norway	55,93,146	68,02,630	68,98,720	76,70,392	70,73,890
Latvia	30,006	27,394	83,223	32,432	7,818
Denmark	3,29,365	2,87,263	2,49,221	8,59,837	8,31,192
Poland (including Dantzic)	6,40,100	1,42,952	3,74,710	2,07,979	2,23,068
Bulgaria	6,72,087	4,18,759	7,04,931	6,18,753	6,96,550
Germany	14,16,64,120	16,30,54,653	16,59,84,343	14,26,38,562	8,42,50,491
Netherlands	2,33,23,121	2,73,05,920	2,45,41,343	2,22,57,115	1,69,70,414
Belgium	4,68,52,177	4,28,87,736	5,31,70,969	5,08,88,909	3,25,38,677
Luxemburg	7,09,836	10,37,309	5,00,093	10,44,930	2,74,935
France	6,03,45,466	6,28,13,947	6,43,77,274	6,41,99,178	3,16,53,451
Spain	1,54,46,843	1,90,97,617	1,93,55,672	1,88,73,462	90,98,869
Gibraltar	24,160	5,898	1,477	30,650	48,000
Portugal	70,375	1,27,658	2,78,511	4,18,401	3,60,745
Switzerland	22,27,674	23,49,570	27,45,604	25,43,410	15,06,903
Italy	3,80,90,747	4,05,89,170	4,51,23,043	4,26,23,432	2,53,07,429
Flume	1,32,445	1,439
Austria	23,80,316	23,65,030	32,99,338	23,82,572	16,17,774
Hungary	1,33,597	34,245	50,951	1,37,448	2,79,251
Czechoslovakia	40,71,740	32,40,604	31,22,305	34,12,689	20,64,592
Serb-Croat Slovene State (Jugo-Slavia)	1,48,125	1,83,001	1,94,748	40,001
Roumania	2,56,652	2,72,336	5,67,374	5,56,299	1,89,925
Greece	1,46,44,537	49,83,120	62,84,899	43,33,512	34,51,235
Cyprus	1,44,935	2,08,096	2,02,334	13,790
Turkey	16,67,026	19,09,026	20,31,523	15,76,514	12,31,219
Other countries	86,573	11,691	2,812	3,100	26,783
TOTAL	116,67,71,444	131,17,12,466	121,72,64,766	113,15,52,093	69,96,14,297
ASIA—										
Turkey	17,74,787	19,58,481	14,95,492	9,47,934	9,01,143
Armenia	2,79,890	1,52,633	1,46,503	9,239	22,046
Azerbaijan	44,35,033	64,65,095
Byzania	6,73,657	8,60,770	5,41,627	6,33,162	1,47,678
Aden and Dependencies	60,73,840	71,08,036	65,47,078	54,08,753	44,19,312
Arabia	48,30,502	51,12,988	34,41,457	36,67,989	23,66,226
Iraq	34,27,195	25,34,902	21,54,645	18,88,927	13,76,168
Bahrain Islands	20,89,401	44,74,766	17,51,251	32,01,672	13,67,176
Persia	44,75,161	46,97,455	76,45,840	65,89,332	33,91,660
Maldives	8,58,712	3,22,645	2,39,599	1,63,022	1,81,336
Ceylon	1,87,30,918	2,11,35,640	2,26,02,007	2,21,99,223	1,75,12,434	57,750	..	27,550	12,540	35,982
Straits Settlements (including Labuan)	4,89,39,018	4,59,18,339	4,10,65,642	4,61,32,227	3,09,87,303
Federated Malay States	3,58,968	3,06,651	5,52,276	3,99,669	6,68,087
Sumatra	13,45,857	12,68,159	16,42,077	11,00,051	5,92,778
Java	9,84,13,134	8,38,32,009	9,33,14,799	7,96,54,915	6,09,65,866
Borneo (British and Dutch)	73,36,944	1,43,75,381	1,29,02,464	1,05,42,092	50,59,486
Celebes and other Islands	6,32,757	9,33,623	11,60,493	10,49,560	8,74,322
Siam	1,20,30,321	1,41,30,352	1,23,70,733	99,49,637	60,52,820
Indo-China (including Cochin-China, Cambodia, Annam, Tonkin and French leased territories in China)	1,52,17,195	1,54,56,666	1,43,33,733	1,19,13,627	71,19,604
Philippine Islands and Guam	39,08,660	57,71,949	59,33,314	69,35,270	59,34,349
Formosa	17,35,168	22,58,652	18,18,495	19,34,700	11,70,574
Hongkong	1,73,77,721	1,81,05,261	1,95,99,364	2,33,30,547	92,97,321
China (excluding of Hongkong and Macao)	1,84,62,675	1,41,69,323	2,08,40,063	1,55,57,332	1,30,99,183
Japan	8,79,97,361	9,15,32,392	10,12,78,333	11,99,94,055	6,95,12,743
Other countries	1,71,386	3,14,861	2,03,640	1,99,944	2,24,392
TOTAL	34,76,46,273	35,71,76,953	37,40,31,993	37,84,33,722	24,91,04,046	57,750	..	27,550	12,540	35,982

**ABSTRACT TABLES
TRADE OF EACH PROVINCE
WITH EACH COUNTRY**

No. 10—continued

VALUE of the TOTAL TRADE (IMPORTS, EXPORTS and RE-EXPORTS) in PRIVATE MERCHANDISE only of each PROVINCE with each COUNTRY, in each Official Year from 1926-27 to 1930-31—continued

COUNTRIES	BOMBAY					SIND				
	1926-27	1927-28	1928-29	1929-30	1930-31	1926-27	1927-28	1928-29	1929-30	1930-31
	R	R	R	R	R	R	R	R	R	R
EUROPE—										
United Kingdom	87,14,74,964	43,17,17,642	43,10,91,046	37,97,30,887	22,60,80,104	20,63,16,766	22,65,05,488	22,36,39,666	17,77,50,270	13,63,74,689
Russia	28,72,180	24,75,734	1,64,210	8,89,638	30,08,937	22,42,884	18,45,028	48,48,682	41,56,565	72,73,621
Finland	1,32,884	35,691	1,17,504	2,43,046	2,00,168	51,769	38,078	54,171	1,30,076	81,326
Georgia	9,685	24,10,028	58,14,040	63,61,514	53,71,846	18,80,712	15,50,678	15,71,040	18,17,738	13,15,748
Sweden	41,05,905	44,90,601	35,73,117	41,17,205	31,52,582	4,62,007	2,62,408	2,47,549	5,25,136	6,28,399
Norway	23,07,695	27,03,852	26,95,193	29,01,432	27,38,280	91,857	3,58,017	1,90,314	2,15,124	2,22,117
Denmark	8,85,055	6,04,848	11,94,102	6,05,512	3,84,205	21,96,176	2,38,945	4,18,278	8,74,538	24,70,970
Poland (including Danzig)	14,77,041	1,10,455	2,77,289	3,46,297	3,15,734	3,70,46,812	4,80,35,216	6,48,16,170	4,60,56,142	2,80,15,858
Germany	9,85,84,810	10,54,84,348	11,88,80,848	9,80,10,430	7,82,47,772	1,10,44,451	1,57,29,420	1,77,76,763	1,36,88,704	73,52,699
Netherlands	2,24,87,272	2,55,98,321	2,84,87,881	2,72,29,965	2,35,54,897	2,14,80,749	2,66,96,296	2,66,55,079	2,00,37,574	1,08,22,492
Belgium	4,85,02,953	6,50,22,170	7,93,40,873	7,59,62,971	4,35,47,466	55,705	91,492	3,94,959	5,76,579	4,18,443
Luxemburg	9,46,814	9,98,111	9,18,094	16,74,553	7,44,230	1,04,53,535	2,48,63,207	2,25,90,543	2,18,01,123	1,31,01,714
France	4,97,14,523	6,52,07,768	7,62,41,329	6,92,08,890	5,40,16,055	1,10,03,268	58,66,594	77,73,972	64,55,311	59,88,020
Spain	69,80,034	67,02,667	1,02,18,014	1,09,58,839	1,10,03,268	37,677	35,502	13,215	28,357	32,079
Gibraltar	4,87,019	2,81,127	1,09,062	79,242	71,490	61,085	60,165	62,386	92,678	1,36,775
Portugal	69,613	76,639	1,09,402	2,59,377	2,07,204	49,832	988	1,237	6,172	1,672
Malta and Gozo	49,832	32,500	47,859	40,785	17,924	26,78,138	33,40,722	24,20,379	22,91,038	14,07,350
Switzerland	1,47,07,510	1,83,08,426	1,68,17,264	1,24,08,844	72,74,024	4,85,68,821	4,45,21,420	3,28,28,270	2,20,53,342	2,20,53,342
Italy	7,23,14,870	8,59,10,803	10,17,15,083	8,57,33,742	6,05,21,933	2,62,771	1,12,373	3,88,022	3,88,022	1,83,000
Fiume	30,240	2,62,987	17,920	17,920	28,745	13,51,691	18,28,306	20,32,640	21,27,276	10,44,867
Austria	65,01,468	68,11,015	72,06,819	68,12,862	30,54,438	41,31,067	2,40,028	1,32,245	32,06,441	14,86,681
Hungary	17,10,722	4,67,531	3,91,234	32,36,161	4,01,036	18,63,764	19,55,023	15,45,393	10,52,977	10,52,977
Czechoslovakia	74,72,384	66,22,074	69,48,287	92,75,632	50,40,331	1,01,580	38,607	8,33,208	1,25,346	1,25,346
Serb-Croat Slovene State	1,59,074	1,74,422	1,74,579	2,67,749	3,31,336	2,04,901	3,22,745	1,08,360	52,327	52,327
Bulgaria	56,550	4,09,960	3,22,536	2,57,596	82,166	8,928	8,904	14,151
Roumania	1,13,357	91,122	3,072	24,874	..	2,21,000	3,04,615	5,72,927	2,12,537	3,00,185
Greece	7,65,984	13,30,651	14,90,320	7,40,977	6,12,833	625	1,96,400	3,19,000	2,80,000	1,69,990
Crete	778	2,10,717	2,44,166	1,24,771	1,52,235	1,52,235
Turkey	11,98,665	11,37,415	7,60,808	5,16,209	2,41,846	30	79
Cyprus	3,35,727	3,55,205	1,20,914	2,64,843	90,681
Other countries	..	36,822	5,53,251	2,94,726	3,39,621	..	27,649	43,670	50,793	54,166
TOTAL	71,10,75,690	88,50,44,083	89,58,30,386	70,75,28,217	62,97,62,996	36,52,31,068	40,52,43,001	42,40,90,408	33,71,74,037	25,03,12,670
ASIA—										
Turkey	3,02,904	10,52,852	3,35,471	3,03,864	1,00,264	..	1,944	804	..	5,175
Syria	44,32,214	23,58,149	23,39,286	20,13,128	17,31,041	23,834	68,808	7,23,012	74,115	83,954
Smyrna	3,84,870	3,51,171	2,19,386	3,12,129	1,70,028	15,424	18,986	4,591
Palestine	4,74,755	3,52,069	2,63,082	2,99,238	3,11,388	1,800	632	10,767	310	3,116
Aden and Dependencies	1,36,68,917	1,56,74,692	1,66,92,750	1,24,24,360	1,02,90,038	12,76,622	22,95,302	23,56,228	15,37,110	14,47,791
Alaskan Territory and Trucial Oman	80,28,631	83,33,983	70,13,950	61,36,227	44,16,135	45,16,763	54,40,157	47,01,084	47,78,563	41,90,356
Other Native States in Arabia	66,31,835	1,08,82,681	87,46,030	81,87,847	58,60,743	26,50,494	39,42,355	42,33,649	23,70,231	18,04,956
Iraq	2,29,10,025	2,17,33,556	1,73,76,176	1,80,81,064	1,01,90,768	43,04,797	41,35,370	31,45,871	50,06,824	33,29,900
Bahrain Islands	78,06,495	82,56,873	74,84,064	65,81,858	36,85,218	80,27,740	27,61,136	34,29,313	27,14,750	21,03,877
Persia	3,72,54,802	3,67,66,849	3,22,76,897	3,43,22,553	2,47,11,200	53,37,370	59,44,931	82,98,499	82,32,165	82,00,444
Henjam Island	1,43,650	89,845	1,09,500	99,908	1,14,271	11,097	23,375	16,193	24,449	16,107
Maldives	800	1,75,676	6,742	1,065	7,275	..	1,256	41,001	77,975	..
Ceylon	1,16,28,001	1,32,41,065	1,11,35,068	87,00,339	70,97,702	19,39,912	23,27,767	22,47,345	23,25,893	23,71,618
Straits Settlements (including Labuan)	1,40,69,186	1,62,3,648	1,40,41,800	1,72,24,472	90,23,160	5,75,345	5,05,192	4,89,126	3,99,120	7,91,288
Federated Malay States	42,310	1,80,949	24,144	18,900	11,149
Sumatra	12,513	10,07,714	5,400	3,74,826	4,265	40,201	..	237	..	3,925
Java	1,99,64,077	3,36,09,488	3,551	2,92,38,167	2,24,56,497	3,10,26,116	2,91,72,225	2,60,27,391	2,45,56,139	2,19,45,734
Borneo (British and Dutch)	30,34,360	19,48,617	4,293	8,20,697	16,97,599	6,80,228	9,61,266	9,48,566	10,76,267	13,59,786
Celebes and other Islands	71,502	39,110	11,69,772	11,54,021	61,56,382	..	5,655	8,413	2,298	7,275
Siam	43,97,773	55,03,096	50,40,493	48,39,992	40,23,533	2,022	5,283	22,131	42,587	44,120
Indo-China (including Cochin-China, Cambodia, Annam, Tonkin and French leased territories in China)	38,80,713	47,07,468	23,07,224	23,79,648	4,85,339	4,95,000	80,900	76,000	3,57,500	..
Philippine Islands and Guam	1,40,052	1,94,416	1,65,184	2,22,865	80,502	13,404	10,501	29,237	665	18,189
Hongkong	1,55,18,914	81,23,515	64,82,532	47,98,496	52,63,524	4,00,299	5,50,064	4,52,114	6,93,142	5,87,783
China (exclusive of Hongkong and Macao)	7,70,08,192	4,65,07,743	3,87,92,267	8,97,52,138	7,77,31,557	1,77,02,514	21,19,900	97,41,245	2,14,66,528	20,25,254
Japan	35,12,20,944	26,31,10,067	33,02,13,332	32,18,08,339	23,42,39,725	5,89,50,179	3,03,39,316	3,35,39,160	6,45,33,631	3,03,24,861
Other countries	12,710	15,140	4,087	1,57,237	20,479
TOTAL	60,40,82,090	60,11,98,351	59,59,42,517	57,19,03,353	43,68,37,767	18,30,46,671	10,02,11,474	11,56,34,135	13,01,70,352	8,73,69,391

ABSTRACT TABLES
TRADE OF EACH PROVINCE
WITH EACH COUNTRY

(26)

No. 10—continued

VALUE of the TOTAL TRADE (IMPORTS, EXPORTS and RE-EXPORTS) in PRIVATE MERCHANDISE
only of each PROVINCE with each COUNTRY, in each Official Year from 1926-27 to 1930-31—continued

COUNTRIES	MADRAS					BURMA				
	1926-27	1927-28	1928-29	1929-30	1930-31	1926-27	1927-28	1928-29	1929-30	1930-31
SUDBORN—										
United Kingdom	22,17,35,078	26,14,53,528	25,66,37,469	26,55,85,758	30,60,02,308	16,25,08,332	17,76,22,753	15,20,68,849	15,69,44,221	11,78,26,011
Russia	27,628	1,15,082	1,43,302	2,51,026	75,066	..	60,801	3,792	4,37,637	5,25,170
Finland	2,09,763	67,810	98,407	2,80,859	2,63,411	1,25,882	69,366	46,701	1,86,785	1,65,132
Georgia	14,13,065	45,16,561	44,95,696	68,24,577
Sweden	23,28,319	15,87,703	18,15,498	26,61,732	17,59,076	20,53,564	26,43,665	21,02,068	21,96,099	14,33,256
Norway	12,45,991	16,80,809	16,21,302	24,74,908	32,37,489	7,43,631	4,85,441	6,10,445	8,88,651	5,55,537
Denmark	2,36,191	5,03,445	3,59,158	9,32,812	6,95,351	4,97,628	4,27,153	3,83,717	2,26,044	5,62,844
Poland	89,837	92,056	1,22,494	2,72,138	..	13,51,699	14,77,249	11,53,338	35,71,441
Germany	4,80,58,719	7,43,98,832	7,76,32,052	7,76,94,077	4,39,38,157	5,70,04,603	8,72,14,797	5,25,89,757	5,80,61,319	8,31,36,273
Netherlands	2,71,18,025	3,41,54,028	3,84,90,548	4,17,47,748	3,30,32,067	2,29,44,919	2,66,19,679	2,29,03,572	2,41,86,987	1,85,88,175
Belgium	2,14,83,585	2,66,84,308	2,74,52,625	2,47,15,872	1,44,30,331	1,79,32,838	2,31,75,020	1,91,96,265	1,83,59,004	1,50,29,979
Luxemburg	11,620	68,391	1,78,859	10,08,090	2,81,183	1,59,101	95,811	86,702	2,05,177	99,362
France	4,26,15,908	4,72,75,524	6,05,45,573	5,65,48,087	3,80,80,168	35,49,313	39,20,293	32,36,875	38,36,255	37,01,973
Spain	7,50,962	17,95,482	4,97,190	11,22,435	2,93,457	5,33,244	10,70,641	32,33,316	20,89,589	12,04,722
Gibraltar	3,032	1,813	220	2,399	106	3,143	523	7,95,929	2,77,937	2,044
Portugal	51,620	58,716	63,919	27,782	64,553	24,92,777	23,40,231	14,04,311	17,76,835	5,43,477
Switzerland	3,31,624	3,90,005	5,21,312	16,01,264	9,79,653	21,43,465	24,77,134	23,81,464	25,53,125	15,71,146
Italy	1,56,60,916	1,76,90,966	2,40,05,941	1,39,02,330	1,02,24,749	84,37,861	1,04,55,988	1,06,18,274	70,20,100	63,12,168
Fiume	2,09,550	..	42,47,333	34,93,505	38,03,029	30,54,707	8,08,795
Austria	9,33,729	13,65,741	15,61,513	12,66,059	10,36,515	24,77,283	29,50,563	7,93,961	6,76,000	5,06,385
Hungary	1,12,080	1,389	15,797	3,93,743	1,12,360	1,202	43,866	13,578	1,57,441	95,153
Czechoslovakia	6,43,937	7,41,513	7,29,577	18,15,613	11,82,616	3,82,257	5,08,517	5,05,562	8,64,738	5,50,801
Serb-Croat Slovene State (Jugo-Slavia)	15,698	2,251	1,07,265	65,178	56,006	484	24,464
Bulgaria	11,625	8,500	14,575	7,361	13,094	10,394	11,963	11,100
Greece	21,892	26,403	24,866	62,978	40,327	9,631	51,695	17,740	16,908	30,414
Roumania	820	..	675	..	2,400	..	7,50,548	17,53,707	1,43,360	11,064
Turkey	1,125	2,002	11,110	12,485	81,746	46,836	94,570	1,11,404	58,832	96,505
Cyprus	2,234	335	8,782	..	1,050	10,237	16,998	15,602
Other countries	1,01,363	16,225	1,63,543	1,08,523	6,070	13,523	30,424	1,08,835	32,013
TOTAL	37,36,77,300	47,16,61,503	49,70,95,630	49,91,70,340	36,31,46,977	28,82,97,378	34,70,76,331	23,07,56,428	23,55,61,344	20,71,06,000
ASIA—										
Turkey	2,669	5,139	1,910	12,792	70,606	1,14,432	6,55,281	3,33,996	2,41,791	32,203
Syria	4,836	33,852	12,292	26,896	12,741	19,638	22,761	6,173	2,225	..
Smyrna	2,37,036	5,07,039	33,679	4,641	52,295	83,676	93,100	52,613
Palestine	1,271	264	1,315	3,077	11,535	1,023	2,063	5,474	11,945	6,257
Aden and Dependencies	2,71,381	2,92,234	3,92,471	1,48,819	2,26,396	3,91,617	3,34,867	1,93,616	4,65,404	1,34,156
Iraq	13,99,606	15,50,640	16,27,483	12,95,117	9,81,959	40,290	35,649	33,857	1,05,714	71,188
Mesopotamia Territory and Trucial Oman	60,380	3,12,330	1,99,212	1,01,342	75,329	..	1,539	..	480	3,840
Other Native States in Arabia	2,99,733	5,91,469	3,23,834	3,39,575	2,56,038	1,684	42,323	12,70,618	24,97,251	9,14,242
Bahrain Islands	11,69,190	10,56,815	12,15,722	8,47,474	7,82,008	27,896	12,022	6,171	25,094	10,984
Persia	17,88,535	40,66,497	66,40,117	54,21,867	39,58,721	24,96,730	31,26,331	32,94,732	27,12,359	24,53,186
Maldives	14,533	31,457	25,460	25,314	17,448	18,959	7,816
Ceylon	7,90,30,483	8,05,56,789	7,62,15,678	7,03,01,153	6,14,93,279	5,02,18,365	6,07,72,453	6,13,99,713	4,71,27,277	13,87,39,689
Straits Settlements (including Labuan)	3,12,13,361	3,37,09,332	3,85,52,153	2,49,91,265	1,53,97,818	5,85,37,982	5,47,54,690	4,57,96,069	5,31,34,219	4,61,73,694
Federated Malay States	35,21,377	41,06,133	31,41,923	37,54,258	26,43,716	63,71,364	68,04,432	60,04,075	93,77,090	81,16,769
Sumatra	6,47,590	1,80,894	3,48,475	3,08,992	2,46,977	1,29,76,614	1,69,79,300	1,40,84,417	1,76,05,925	1,43,91,620
Java	1,22,08,543	1,42,26,518	1,75,78,488	1,93,92,735	1,44,65,597	1,25,34,706	1,02,28,427	1,30,23,404	2,64,01,323	99,39,008
Borneo (British and Dutch)	15,03,034	6,99,442	3,58,670	88,993	6,25,132	6,53,512	2,52,177	2,82,029	5,15,763	3,424
Celebes and other Islands	1,205	2,422	375	1,513	2,513	2,97,460	11,853	19,903	26,502	47,676
Siam	86,037	3,72,592	10,73,774	1,44,633	3,23,600	17,60,434	17,09,334	15,66,383	16,41,160	13,99,764
Indo-China (including Cochin China, Cambodia, Annam, Tonkin and French leased territories in China)	1,72,925	39,25,436	1,96,84,415	20,02,410	9,93,572	26,314	28,641	68,261	1,087	32,767
Philippine Islands and Guam	12,440	8,031	5,095	7,766	10,000	35,765	1,42,508	50,411	3,38,761	3,41,464
Formosa
Hongkong	19,663	1,99,495	3,67,759	1,74,378	3,08,111	49,92,441	25,01,004	50,57,944	40,29,245	..
China (exclusive of Hongkong and Macao)	90,82,431	70,23,680	59,90,838	87,62,115	59,54,063	3,23,85,681	2,14,99,964	1,28,54,478	3,59,98,459	6,02,30,537
Korea	56,47,712	28,03,890	35,65,967	30,42,284	5,50,536
Japan	2,03,16,236	1,24,21,923	3,13,329	2,49,98,768	1,63,12,651	5,91,07,443	6,40,95,255	3,40,05,372	4,02,63,673	3,36,67,311
TOTAL	16,37,28,084	16,58,78,387	18,28,07,346	16,37,13,606	12,56,58,484	25,52,06,310	25,35,47,499	19,96,93,976	25,40,88,631	22,73,64,152

ABSTRACT TABLES
TRADE OF EACH PROVINCE
WITH EACH COUNTRY

No. 10—continued

VALUE of the TOTAL TRADE (IMPORTS, EXPORTS and RE-EXPORTS) in PRIVATE MERCHANDISE only of each PROVINCE with each COUNTRY, in each Official Year from 1926-27 to 1930-31—continued

COUNTRIES	BENGAL					BIHAR AND ORISSA				
	1926-27	1927-28	1928-29	1929-30	1930-31	1926-27	1927-28	1928-29	1929-30	1930-31
	₹	₹	₹	₹	₹	₹	₹	₹	₹	₹
AFRICA AND ADJACENT ISLANDS—										
Egypt	1,72,15,517	1,84,65,272	1,90,04,331	2,47,41,066	2,91,57,249
Other countries in North Africa	3,49,683	2,58,479	10,14,273	7,04,739	2,58,558
West Africa	5,99,803	9,47,328	13,75,410	12,32,902	18,35,676
Cape of Good Hope	51,42,697	47,61,766	45,93,449	47,25,338	42,89,306
Natal	1,14,45,898	1,26,83,750	1,34,23,436	1,17,23,267	96,02,569
Transvaal	1,23,368	1,29,596	58,730	2,625	546
Portuguese East Africa	51,07,348	74,77,208	78,56,001	69,72,267	67,32,638
Madagascar	8,62,226	6,92,698	9,02,516	8,89,048	4,09,079
Reunion	3,971	1,13,813	2,56,099	..	58,343
Tanganyika Territory	1,54,099	2,89,045	3,81,334	4,11,199	2,79,300
Kenya Colony (including Zanzibar and Pemba)	40,32,893	43,17,315	52,06,743	43,36,326	35,56,206
Italian East Africa (Eritrea and Somaliland)	14,13,527	16,35,241	13,04,190	12,84,125	22,34,466
Somaliland Protectorate	4,28,944	13,23,574	6,26,562	2,99,974
East Africa (other ports)	3,21,632	3,38,137	6,19,947	5,30,103	4,13,610
Anglo-Egyptian Sudan	32,92,052	26,67,132	24,22,631	31,02,037	15,72,907
Mauritius and Dependencies (including Seychelles)	37,03,611	31,41,395	30,65,605	30,99,900	61,12,507
Other countries	6,39,940	2,31,733	33,169	3,731	10,637
TOTAL	5,94,08,220	6,35,78,555	6,85,06,483	6,98,36,233	6,68,23,072
AMERICA—										
Canada	2,30,17,959	2,26,91,475	2,98,64,532	2,30,63,454	1,87,03,743
United States of America	34,91,90,443	36,43,95,545	37,53,74,231	34,29,04,115	21,28,46,923
Mexico	6,93,333	8,62,162	8,67,239	4,16,203
West Indies	2,76,51,015	2,30,53,627	3,00,14,124	2,52,43,679	1,63,03,600
Central America	3,53,636	3,91,406	4,26,241	1,93,570
South America	9,43,62,333	10,64,62,131	10,93,85,433	9,97,06,261	15,04,51,997
TOTAL	49,47,32,310	52,31,54,753	54,63,91,993	49,32,21,039	29,30,86,041
AUSTRALIA AND OCEANIA—										
Australian Commonwealth (including New Zealand, Fiji Islands and Territory of Papua)	9,24,74,431	7,56,44,875	12,87,04,341	8,92,44,333	6,13,51,367
Oceania	31,23,767	36,37,865	43,19,023	41,84,732	37,10,333
TOTAL	9,55,98,198	7,93,32,740	13,30,23,364	9,34,29,065	6,50,61,700
GRAND TOTAL	216,41,59,445	233,49,55,467	233,92,19,001	217,05,07,292	137,05,89,159	57,759	..	27,559	2,1540	35,982

ABSTRACT TABLES
TRADE OF EACH PROVINCE
WITH EACH COUNTRY

VALUE of the TOTAL TRADE (IMPORTS, EXPORTS and RE-EXPORTS) in PRIVATE MERCHANDISE
only of each PROVINCE with each COUNTRY, in each Official Year from 1926-27 to 1930-31—continued

COUNTRIES	BOMBAY					SIND				
	1926-27	1927-28	1928-29	1929-30	1930-31	1926-27	1927-28	1928-29	1929-30	1930-31
	R	R	R	R	R	R	R	R	R	R
AFRICA AND ADJACENT ISLANDS—										
Egypt	82,76,378	84,98,601	78,15,965	70,20,877	2,56,80,202	59,10,020	44,36,503	57,18,126	31,30,117	20,52,333
Tripoli	12,600	3,295	18,821	12,986	439
Tunis	20,250	71,307	33,462	31,064	3,534
Other countries in North Africa	300	27,640	9,831	13,005	5,038	..	27	4,037
Cape of Good Hope	1,52,924	1,36,609	1,70,791	3,27,053	1,72,401	600	25	23,760	2,933	10,119
Natal	37,93,179	45,90,540	36,47,253	49,86,305	31,20,932	7,52,286	5,17,323	4,02,334	6,13,877	5,25,051
Transvaal	68,175	1,40,122	1,12,831	1,48,230	1,12,783
Nyasaland Protectorate	21,188	5,323	5,719	3,474	777
Portuguese East Africa	62,16,281	71,84,111	52,46,145	50,80,342	43,11,124	44,124	7,001	52,048	11,785	1,02,700
Madagascar	32,004	57,315	1,05,097	19,240	33,221	10,022	48	414	8	5,780
Réunion	26,299	23,936	92,030	23,691	45,849
Zanzibar and Pemba	81,31,880	74,96,076	69,09,478	77,30,981	55,27,542	42,137	23,815	25,726	20,028	2,826
Tanganyika Territory	53,91,659	54,17,937	53,40,923	50,04,109	44,23,191	1,200	1,080	3,205	10,058	19,098
Mauritius and Dependencies (including Seychelles)	23,43,784	31,60,514	23,44,210	27,41,326	17,92,900	10,00,272	11,27,117	8,48,064	6,23,058	9,30,590
Kenya Colony	2,94,04,581	2,90,58,173	3,05,55,444	3,57,34,777	3,38,59,498	94,884	1,01,485	4,14,189	1,20,975	1,09,507
Uganda Protectorate	1,43,253	2,31,143	2,90,601	3,24,501	2,79,059	2	..
Italian East Africa (Eritrea and Somaliland)	8,70,323	12,47,563	31,90,113	17,04,167	5,90,484	2,12,168	8,42,890	11,27,110	9,70,940	6,22,116
Somaliland Protectorate	1,46,987	43,499	1,74,015	93,099	61,040	35,351	39,450	1,96,467	1,08,417	1,27,014
French Somaliland	3,66,502	5,46,221	17,96,342	12,50,973	9,95,635	..	30,314	1,14,287	1,60,308	97,333
Anglo-Egyptian Sudan	25,57,366	25,66,541	19,67,147	20,80,502	14,47,519
Other Countries	135	1,396	1,305	5,630	4,543
TOTAL	6,82,76,053	7,08,13,422	6,88,36,732	7,43,05,577	78,24,42,771	81,14,073	71,31,083	89,20,730	57,00,646	53,50,764
AMERICA—										
Canada	49,98,589	70,56,624	1,23,33,504	1,96,44,623	46,52,164	29,93,362	37,34,966	55,69,535	39,43,517	23,60,007
United States of America	8,13,06,625	11,00,57,192	8,52,67,743	8,29,48,091	6,81,99,121	3,53,12,587	3,84,83,117	3,03,00,349	3,84,54,065	2,05,11,396
West Indies	10,472	34,943	2,91,502	1,19,102	11,32,395	6,751	10,009	7,608	13,110	8,052
South America	1,021	15,037	36,241	1,85,083	3,05,294	1,091	..	5,140	13,773	9,038
Argentine Republic (including the Atlantic Coast of Patagonia)	1,530	9,16,153	25,269	5,323	1,078	..	1,243	1,489	8,307
Other Countries	300	29,206	6,875	246
TOTAL	8,63,16,707	11,71,65,326	9,88,35,443	10,29,51,374	7,32,01,142	3,83,14,869	3,72,78,092	4,18,80,875	4,24,30,954	3,18,97,756
AUSTRALIA AND OCEANIA—										
Australian Commonwealth (including New Zealand and Fiji Islands)	49,00,957	1,08,03,509	1,91,23,393	2,27,44,053	96,60,066	1,07,613	41,657	1,50,43,455	44,26,386	5,97,436
Hawaii	32,589	8,645	16,850	4,820	10,501	2,275
TOTAL	49,33,546	1,08,12,154	1,91,40,243	2,27,48,873	96,70,567	1,09,888	41,657	1,50,43,455	44,26,386	5,97,436
GRAND TOTAL	147,46,84,686	153,56,33,336	167,86,90,320	166,88,37,394	113,19,14,943	64,48,66,569	64,90,05,307	60,54,88,093	51,99,92,425	37,55,28,477

ABSTRACT TABLES
TRADE OF EACH PROVINCE
WITH EACH COUNTRY

No. 10—concluded

VALUE of the TOTAL TRADE (IMPORTS, EXPORTS and RE-EXPORTS) in PRIVATE MERCHANDISE
only of each PROVINCE with each COUNTRY, in each Official Year from 1926-27 to 1930-31—concluded

COUNTRIES	MADRAS					BURMA				
	1926-27	1927-28	1928-29	1929-30	1930-31	1926-27	1927-28	1928-29	1929-30	1930-31
AFRICA AND ADJACENT ISLANDS—										
Egypt	2,06,701	3,88,819	4,81,508	23,29,457	4,25,835	2,04,82,185	44,06,660	75,45,275	74,79,048	27,60,522
Other Countries in North Africa	21,450	18,552	32,312	44,820	27,178	2,300	..
West Africa	9,450	2,176	1,67,148	2,24,148	2,97,717	2	9,090	..	503	3,77,359
Cape of Good Hope	53,256	1,86,329	1,19,695	94,130	48,582	25,74,521	27,33,444	17,13,510	20,93,669	18,27,741
Natal	11,62,348	21,26,279	29,08,718	21,97,576	20,17,757	19,21,931	29,14,195	24,02,914	20,97,742	25,75,746
Portuguese East Africa	20,582	15,261	47,005	10,032	5,412	30,02,030	29,31,334	16,48,452	15,89,029	19,64,066
Kenya Colony (including Zanzibar and Pemba)	1,29,649	1,62,247	1,93,171	1,26,154	74,756	36,44,200	36,65,948	24,32,180	29,82,614	19,10,068
Mauritius and Dependencies (in- cluding Seychelles)	1,76,566	1,43,618	1,39,884	1,54,877	1,26,509	52,68,242	73,03,937	51,43,552	55,62,627	30,34,530
Italian East Africa (Eritrea and Somaliland)	2,709	6,480	..	3,38,008	85,690	2,85,165	1,88,850
Other countries)	8	3,638	6,912	9,792	5,896	3,000	672
TOTAL	18,69,950	34,96,419	40,95,848	51,92,695	30,35,422	8,69,94,051	2,43,02,616	2,10,31,573	2,20,96,597	1,46,40,154
AMERICA—										
Canada	33,99,343	35,08,855	36,88,083	38,45,007	26,18,415	22,41,787	27,46,836	31,74,808	25,26,358	20,43,725
United States of America	4,00,61,522	3,89,98,236	5,12,77,412	4,37,18,755	3,38,60,937	2,08,54,836	2,39,72,036	2,51,38,748	2,40,22,279	1,95,24,774
British West India Islands	650	640	27,75,568	21,02,833	20,58,559	31,51,506	15,91,607
Argentine Republic (including the Atlantic Coast of Pata- gonia)	70,236	1,28,867	1,59,316	1,39,430	1,46,046	8,45,902	3,25,762	18,20,970	13,60,168	12,83,748
West Indies	15,27,940	2,376	..	2,193	1,88,31,077	1,48,79,606	1,01,62,013	1,06,07,621	94,25,151
Chile (including the Pacific Coast of Patagonia)	1,87,340	3,48,936	4,05,083	4,60,495	3,60,828	7,76,090	7,97,721	2,38,875	10,69,250	4,51,500
Mexico	600	16,050	15,300	5,525	..	91,000	1,27,400	1,04,739	1,84,275	3,81,850
Colombia	1,967	2,22,610	2,71,406	2,19,310	3,03,755
Uruguay	88,908	39,182	1,923	2,148	12,075
Other countries)	7,149	6,046	30,234	10,630	6,451	2	2	80,713
TOTAL	4,37,26,190	4,45,35,630	5,56,77,834	4,81,81,809	3,00,00,350	4,67,05,200	4,52,13,088	4,24,72,041	4,31,42,855	3,50,08,898
AUSTRALIA AND OCEANIA—										
Australian Commonwealth (in- cluding New Zealand and Fiji Islands)	46,15,270	28,26,147	22,46,084	26,15,810	19,91,495	34,63,386	45,20,644	28,84,676	31,84,241	27,74,043
Territory of Papua (Br. New Guinea)	2,18,781	9,25,864	6,29,509	8,83,261	6,92,603
Oceania	821	28	1,497	2,96,080	265	73,588	..	7,100
TOTAL	46,15,270	28,26,147	22,46,905	26,15,847	19,92,992	39,78,147	54,46,773	35,87,773	40,67,502	31,73,820
GRAND TOTAL	59,26,17,204	68,88,08,086	74,18,24,063	71,88,79,797	52,98,34,225	63,11,81,152	67,64,87,207	64,75,21,791	60,89,56,929	48,76,88,024

ABSTRACT TABLES
BENGAL—BIHAR AND ORISSA—BOMBAY
TRADE AT EACH PORT

(30)

No. 11

VALUE of the TOTAL IMPORTS and EXPORTS of MERCHANDISE and TREASURE (exclusive of GOVERNMENT STORES and TREASURE), at each PORT in BRITISH INDIA, distinguishing INDIAN and FOREIGN MERCHANDISE EXPORTED, in each Official Year from 1926-27 to 1930-31

PORT	IMPORTS					EXPORTS				
	1926-27	1927-28	1928-29	1929-30	1930-31	1926-27	1927-28	1928-29	1929-30	1930-31
	₹	₹	₹	₹	₹	₹	₹	₹	₹	₹
BENGAL—										
CALCUTTA (Chief Port)—										
Merchandise	Indian	126,38,53,896	137,07,38,779	130,92,66,517	126,47,29,797	80,72,60,284
	Foreign.	80,02,79,196	83,59,24,734	86,65,93,204	81,30,75,265	49,86,17,433	56,09,610	70,95,822	59,61,727	55,64,217
TOTAL	80,02,79,196	83,59,24,734	86,65,93,204	81,30,75,265	49,86,17,433	126,89,63,506	138,38,34,601	137,52,30,244	127,02,94,014	81,14,99,107
Treasure	5,85,96,931	3,89,93,399	4,76,07,328	3,65,74,287	4,19,45,115	1,417	2,77,000	1,58,339	3,875	2,497
TOTAL	85,88,76,127	87,49,18,133	91,42,00,532	84,96,49,552	54,05,62,548	128,89,64,923	138,41,11,601	137,53,88,583	127,02,97,889	81,15,01,604
CHITTAGONG—										
Merchandise	Indian	7,74,45,479	8,70,03,308	7,38,64,078	6,63,96,184	5,59,14,993
	Foreign.	1,64,81,542	2,31,65,836	2,34,95,530	2,06,89,529	1,34,79,356	42,985	26,983	35,945	52,210
TOTAL	1,64,81,542	2,31,65,836	2,34,95,530	2,06,89,529	1,34,79,356	7,74,88,464	8,70,30,296	7,39,00,023	6,64,48,394	5,59,03,260
TOTAL OF ALL SUBORDINATE PORTS—										
Merchandise	Indian	7,74,45,479	8,70,03,308	7,38,64,078	6,63,96,184	5,59,14,993
	Foreign.	1,64,81,542	2,31,65,836	2,34,95,530	2,06,89,529	1,34,79,356	42,985	26,983	35,945	52,210
TOTAL	1,64,81,542	2,31,65,836	2,34,95,530	2,06,89,529	1,34,79,356	7,74,88,464	8,70,30,296	7,39,00,023	6,64,48,394	5,59,03,260
TOTAL OF ALL PORTS IN BENGAL—										
Merchandise	Indian	134,07,99,375	146,37,42,087	144,31,32,595	138,11,25,981	86,31,75,277
	Foreign.	81,67,60,738	86,40,90,570	89,00,88,734	83,37,64,794	51,20,96,789	56,52,595	71,22,810	59,97,672	48,17,000
TOTAL	81,67,60,738	86,40,90,570	89,00,88,734	83,37,64,794	51,20,96,789	134,64,51,970	147,08,64,897	144,91,30,267	138,67,42,408	86,74,92,367
Treasure	5,85,96,931	3,89,93,399	4,76,07,328	3,65,74,287	4,19,45,115	1,417	2,77,000	1,58,339	3,875	2,497
TOTAL	87,53,57,669	90,30,83,969	93,76,96,062	87,03,39,081	55,40,41,904	134,64,53,387	147,11,41,897	144,92,88,606	138,67,46,283	86,74,94,864
BIHAR AND ORISSA—										
BALASORE (Chief Port)—										
Merchandise	Indian	59,759	..	27,550	12,540	35,932
	Foreign.
TOTAL	59,759	..	27,550	12,540	35,932
TOTAL OF ALL SUBORDINATE PORTS—										
Merchandise	Indian
	Foreign.
TOTAL
TOTAL OF ALL PORTS IN BIHAR AND ORISSA—										
Merchandise	Indian	59,759	..	27,550	12,540	35,932
	Foreign.
TOTAL	59,759	..	27,550	12,540	35,932
BOMBAY—										
BOMBAY (Chief Port)—										
Merchandise	Indian	65,21,61,110	60,23,69,068	78,69,84,019	69,70,53,273	53,02,13,733
	Foreign.	76,85,18,040	86,35,13,234	84,11,73,697	82,63,68,911	56,93,20,130	5,37,44,532	6,98,85,734	5,02,42,831	4,52,10,018
TOTAL	76,85,18,040	86,35,13,234	84,11,73,697	82,63,68,911	56,93,20,130	70,59,05,642	67,17,54,842	83,72,26,850	74,22,63,291	50,25,34,905
Treasure	34,98,07,254	27,85,00,893	24,44,56,447	18,63,02,984	17,01,44,927	1,50,46,405	2,41,19,331	2,57,10,915	1,23,86,958	2,24,41,712
TOTAL	111,83,25,294	114,20,14,127	108,56,30,144	101,26,71,895	74,84,65,057	72,09,52,047	69,58,74,173	86,29,37,765	75,51,86,249	58,40,76,617
BASSEIN—										
Merchandise	Indian	294	..
	Foreign.
TOTAL	294	..

No. 11—continued

VALUE of the TOTAL IMPORTS and EXPORTS of MERCHANDISE and TREASURE (exclusive of GOVERNMENT STORES and TREASURE), at each PORT in BRITISH INDIA, distinguishing INDIAN and FOREIGN MERCHANDISE EXPORTED, in each Official Year from 1926-27 to 1930-31—continued.

PORT	IMPORTS					EXPORTS				
	1926-27	1927-28	1928-29	1929-30	1930-31	1926-27	1927-28	1928-29	1929-30	1930-31
	₹	₹	₹	₹	₹	₹	₹	₹	₹	₹
BOMBAY—continued										
BROACH—										
Merchandise	{ Indian	7,200
	{ Foreign	2,24,966	2,48,305	1,36,878	1,01,702	48,548
TOTAL		2,24,966	2,48,305	1,36,878	1,01,702	48,548	..	7,200
DAHANU—										
Merchandise	{ Indian	771	..
	{ Foreign
TOTAL	771	..
HONAVAR—										
Merchandise	{ Indian
	{ Foreign	6,006	18,554	7,848	9,428	4,760
TOTAL		6,006	18,554	7,848	9,428	4,760
KARWAR—										
Merchandise	{ Indian	6,775	..
	{ Foreign	8,338	1,210	..	8,059
TOTAL	8,338	1,210	..	8,059	6,775	..
MALWAN—										
Merchandise	{ Indian
	{ Foreign	25,059	8,159	19,511	51,227	8,551
TOTAL		25,059	8,159	19,511	51,227	8,551
VENGURLA—										
Merchandise	{ Indian
	{ Foreign	15,275
TOTAL	15,275
URAN—										
Merchandise	{ Indian	420	..	2,356	..
	{ Foreign	4,553
TOTAL		4,553	420	..	2,356	..
TOTAL OF ALL SUBORDINATE PORTS—										
Merchandise	{ Indian	420	..	2,356	7,840
	{ Foreign	2,60,584	2,63,356	1,80,217	1,62,352	59,908
TOTAL		2,60,584	2,63,356	1,80,217	1,62,352	59,908	420	..	2,356	7,840
TOTAL OF ALL PORTS IN BOMBAY—										
Merchandise	{ Indian	65,21,61,530	60,23,69,058	78,69,93,575	69,10,96,113
	{ Foreign	76,87,78,624	86,87,76,590	84,13,53,914	82,65,31,263	56,93,80,038	5,37,44,532	6,93,85,784	5,02,42,831	7,52,10,018
Total		76,87,78,624	86,87,76,590	84,13,53,914	82,65,31,263	56,93,80,038	70,59,06,062	67,17,54,842	83,72,36,406	76,63,06,131
Treasure		34,98,07,254	27,85,00,893	24,44,56,447	18,63,02,984	17,91,44,927	1,50,46,405	2,41,19,831	2,57,10,915	1,28,80,958
TOTAL		111,85,85,878	114,22,77,483	108,58,10,361	101,28,34,247	74,85,24,965	72,09,52,467	69,58,74,178	86,29,47,321	75,51,93,080
SIND—										
KARACHI (Chief Port)—										
Merchandise	{ Indian	24,76,29,663	27,18,67,431	27,24,63,187	23,85,59,629
	{ Foreign	28,04,67,511	26,40,89,840	31,52,77,012	26,47,61,249	19,48,04,711	1,67,69,305	1,39,48,036	1,77,73,194	1,60,71,547
Total		28,04,67,511	26,40,89,840	31,52,77,012	26,47,61,249	19,48,04,711	26,43,99,058	28,58,15,467	29,02,36,381	25,52,31,176
Treasure		(b)18,29,777	15,07,255	22,47,759	42,67,418*	(d)38,60,301	(e)10,17,603	13,55,450	17,20,150	(a)21,05,500
TOTAL		28,22,97,288	26,55,97,095	31,75,24,771	26,90,28,667	19,86,65,012	26,54,16,661	28,71,70,917	29,19,56,531	25,73,36,676
SUBORDINATE PORTS—										
Merchandise	{ Indian
	{ Foreign
TOTAL
TOTAL OF ALL PORTS IN SIND—										
Merchandise	{ Indian	24,76,29,663	27,18,67,431	27,24,63,187	23,85,59,629
	{ Foreign	28,04,67,511	26,40,89,840	31,52,77,012	26,47,61,249	19,48,04,711	1,67,69,305	1,39,48,036	1,77,73,194	1,60,71,547
Total		28,04,67,511	26,40,89,840	31,52,77,012	26,47,61,249	19,48,04,711	26,43,99,058	28,58,15,467	29,02,36,381	25,52,31,176
Treasure		(b)18,29,777	15,07,255	22,47,759	42,67,418*	(d)38,60,301	(e)10,17,603	13,55,450	17,20,150	(a)21,05,500
TOTAL		28,22,97,288	26,55,97,095	31,75,24,771	26,90,28,667	19,86,65,012	26,54,16,661	28,71,70,917	29,19,56,531	25,73,36,676

* Includes ₹10 75,000 currency notes.

(a) ₹2,50,000
 (b) ₹7,52,610
 (c) ₹5,50,000
 (d) ₹7,52,610
 (e) ₹5,50,000

MADRAS

TRADE AT EACH PORT

No. 11—continued

VALUE of the TOTAL IMPORTS and EXPORTS of MERCHANDISE and TREASURE (exclusive of GOVERNMENT STORES and TREASURE), at each PORT in BRITISH INDIA, distinguishing INDIAN and FOREIGN MERCHANDISE EXPORTED, in each Official Year from 1926-27 to 1930-31—continued

PORT	IMPORTS					EXPORTS				
	1926-27	1927-28	1928-29	1929-30	1930-31	1926-27	1927-28	1928-29	1929-30	1930-31
	₹	₹	₹	₹	₹	₹	₹	₹	₹	₹
MADRAS—										
Fort St. George (Chief Port)—										
Merchandise	Indian	15,62,48,181	10,07,14,652	21,86,68,758	19,29,08,307	12,67,82,221
	Foreign	17,36,83,042	18,62,65,849	20,75,05,371	21,10,87,310	15,58,25,648	14,09,634	20,96,498	18,11,746	17,56,399
Total	17,36,83,042	18,62,65,849	20,75,05,371	21,10,87,310	15,58,25,648	15,76,57,815	10,28,11,150	22,04,80,504	19,46,59,706	12,88,91,603
Treasure	17,22,242	2,15,40,669	7,48,79,723	2,07,70,028	2,84,24,905	1,68,636	47,593	3,81,953	5,25,419	6,92,285
TOTAL	17,54,05,284	20,78,06,518	28,23,85,094	23,18,67,238	17,92,50,553	15,78,26,451	10,28,58,743	22,08,62,457	19,51,85,125	12,90,83,888
GOPALPUR—										
Merchandise	Indian
	Foreign	..	1,187	3,691	3,873
TOTAL	..	1,187	3,691	3,873
ENGLIPATAN—										
Merchandise	Indian	27,56,313	29,85,681	34,19,743	42,68,100	28,27,994
	Foreign	1,235	..	833	1,113	..	88	680
TOTAL	1,235	..	833	1,113	410	27,56,313	29,85,764	34,19,743	42,68,100	28,28,674
VIZAGAPATAN—										
Merchandise	Indian	48,32,740	50,13,864	92,98,560	1,06,08,861	48,66,998
	Foreign	11,901	19,650	35,383	1,75,925	60,950	1,016	..
TOTAL	11,901	19,650	35,383	1,75,925	60,950	48,32,740	50,13,864	92,98,560	1,06,09,877	48,66,998
COANADA—										
Merchandise	Indian	2,84,91,603	2,79,78,923	3,00,22,491	3,16,98,629	2,73,76,103
	Foreign	23,87,495	27,63,498	28,18,275	34,42,614	29,31,699	150	1,713	..	31,380
TOTAL	23,87,495	27,63,498	28,18,275	34,42,614	29,31,699	2,84,91,153	2,79,75,686	3,00,22,491	3,16,98,629	2,74,07,483
ASULIPATAN—										
Merchandise	Indian	3,04,429	7,45,825	5,68,350	5,78,703	5,72,518
	Foreign	12,029	12,147	22,795	1,12,523	20,841
TOTAL	12,029	12,147	22,795	1,12,523	20,841	3,04,429	7,45,825	5,68,350	5,78,703	5,72,518
DDALORE—										
Merchandise	Indian	89,63,713	1,50,50,141	1,25,21,232	1,88,26,433	85,85,528
	Foreign	13,79,669	19,68,915	20,99,868	10,99,410	5,46,895	5,189	660	5,235	..
TOTAL	13,79,669	19,68,915	20,99,868	10,99,410	8,46,695	89,68,902	1,50,50,801	1,25,21,627	1,88,31,668	85,85,528
Treasure	2
TOTAL	13,79,669	19,68,915	20,99,868	10,99,410	8,46,697	89,68,902	1,50,50,801	1,25,21,627	1,88,31,668	85,85,528

No. 11—continued

TRADE AT EACH PORT

VALUE of the TOTAL IMPORTS and EXPORTS of MERCHANDISE and TREASURE (exclusive of GOVERNMENT STORES and TREASURE), at each PORT in BRITISH INDIA, distinguishing INDIAN and FOREIGN MERCHANDISE EXPORTED, in each Official Year from 1926-27 to 1930-31—continued

PORT	IMPORTS					EXPORTS				
	1926-27	1927-28	1928-29	1929-30	1930-31	1926-27	1927-28	1928-29	1929-30	1930-31
	₹	₹	₹	₹	₹	₹	₹	₹	₹	₹
MADRAS—continued										
PORTO NOVO—										
Merchandise	{ Indian	54,88,250	57,11,174	27,58,708	38,67,816	22,19,817
	{ Foreign.	7,05,076	8,17,870	7,09,156	10,03,257	180	270	940
TOTAL		7,05,076	8,17,870	7,09,156	10,03,257	4,88,618	57,11,444	27,59,648	38,67,816	22,19,817
TIRUMULAVASSAL—										
Merchandise	{ Indian	7,380	18,811	1,29,057	2,07,723	6,53,524
	{ Foreign.	7,092	8,740	12,395	8,574	200	150	150
TOTAL		7,092	8,740	12,395	8,574	14,541	18,461	1,29,207	2,07,723	6,53,524
NEGAPATAM—										
Merchandise	{ Indian	1,65,90,129	1,88,29,761	1,75,37,080	2,25,02,555	1,03,24,745
	{ Foreign.	15,04,098	21,39,685	16,61,610	12,17,540	7,962	8,498	20,527	32,107	86,121
TOTAL		15,04,098	21,39,685	16,61,610	12,17,540	10,03,958	1,88,38,259	1,75,57,557	2,25,34,662	1,03,60,866
Treasure		10	4,507
TOTAL		15,04,098	21,39,685	16,61,610	12,17,550	10,08,465	1,88,38,259	1,75,57,557	2,25,34,662	1,03,60,866
VELANGANNI—										
Merchandise	{ Indian	73,749	64,830	37,407	47,776	25,241
	{ Foreign.	85	3,010	1,182	3,804	1,823	100	75	850	..
TOTAL		85	3,010	1,182	3,804	1,823	73,849	64,830	37,572	48,126
TÓPPUTURAI—										
Merchandise	{ Indian	1,56,346	2,65,561	1,66,115	1,16,227	1,04,204
	{ Foreign.	3,153	10,299	5,039	1,508	3,371	200	..	300	..
TOTAL		3,153	10,299	5,039	1,508	3,371	1,56,346	2,65,761	1,66,115	1,16,527
POINT CALIMERE—										
Merchandise	{ Indian	3,060
	{ Foreign.	1,621
TOTAL		1,621	3,060
ADIRAMPATNAM—										
Merchandise	{ Indian	8,22,461	9,70,748	12,49,991	10,27,776	8,14,044
	{ Foreign.	21,574	15,781	18,422	37,998	40,840	1,802
TOTAL		21,574	15,781	18,422	37,998	40,840	8,24,263	9,72,899	12,49,991	10,27,776
KARikal—										
Merchandise	{ Indian	8,24,300	8,21,830	3,78,929	2,96,306	1,49,209
	{ Foreign.
TOTAL		8,24,300	8,21,830	3,78,929	2,96,306	1,49,209

ABSTRACT TABLES

MADRAS

TRADE AT EACH PORT

No. 11—continued

VALUE of the TOTAL IMPORTS and EXPORTS of MERCHANDISE and TREASURE (exclusive of GOVERNMENT STORES and TREASURE), at each PORT in BRITISH INDIA, distinguishing INDIAN and FOREIGN MERCHANDISE EXPORTED, in each Official Year from 1926-27 to 1930-31—continued

PORT	IMPORTS					EXPORTS					
	1926-27	1927-28	1928-29	1929-30	1930-31	1926-27	1927-28	1928-29	1929-30	1930-31	
	Rs	Rs	Rs	Rs	Rs	Rs	Rs	Rs	Rs	Rs	
MADRAS—continued											
AMMAPATANAM—											
Merchandise	Indian	2,486	1,800	980	800	670
	Foreign	9,477	8,047	3,964	1,942	7,354
TOTAL	9,477	8,047	3,964	1,942	7,354	2,486	1,800	980	800	670	
TONDY—											
Merchandise	Indian	45,367	..	23,650	..	
	Foreign	20,141	15,670	23,740	7,277	2,123	
TOTAL	20,141	15,670	23,740	7,277	2,123	..	45,367	..	23,650	..	
PANRAN—											
Merchandise	Indian	15,882	30,250	2,196	35,620	8,771
	Foreign	1,041	7,373	1,874	1,215	2,862
TOTAL	1,041	7,373	1,874	17,097	33,112	2,196	35,620	8,771	
UDHAKKODI—											
Merchandise	Indian	2,67,15,678	3,09,06,124	2,73,66,669	2,70,84,481	2,37,34,168	
	Foreign	65,10,365	74,01,845	73,23,275	77,64,847	53,21,520	14,55,626	16,58,501	10,81,683	9,44,648	
TOTAL	65,10,365	74,01,845	73,23,275	77,64,847	53,21,520	2,81,71,204	3,25,64,625	2,84,48,352	2,80,29,129	2,44,71,844	
Treasure	23,007	27,86,934	22,43,623	2,69,27,694	1,17,96,334	12,10,324	44,408	18,973	20,048	656	
TOTAL	65,33,372	1,01,88,779	95,71,903	8,46,92,541	1,71,19,854	2,93,81,528	3,26,09,031	2,84,67,325	2,80,50,077	2,44,72,500	
KILAKARAI—											
Merchandise	Indian	19,496	15,532	7,777	5,166	2,040	
	Foreign	4,860	5,352	3,305	80	4,290	
TOTAL	4,860	5,352	3,305	80	4,290	19,496	15,532	7,777	5,166	2,040	
TUTICORIN—											
Merchandise	Indian	4,39,85,302	3,79,45,246	4,22,69,341	4,64,60,758	3,10,16,174	
	Foreign	1,31,14,586	1,96,00,390	1,93,92,337	2,17,48,220	1,66,94,036	34,286	34,914	18,189	83,095	
TOTAL	1,31,14,586	1,96,00,390	1,93,92,337	2,17,48,220	1,66,94,036	4,39,69,588	3,79,80,160	4,22,87,530	4,65,43,853	3,20,31,040	
Treasure	..	25,00,000	57,50,010	20,00,000	
TOTAL	1,31,14,586	2,21,00,390	1,93,92,337	2,17,48,220	2,24,44,046	4,59,69,588	3,79,80,160	4,22,87,530	4,65,43,853	3,20,31,040	
KATLASATNAM—											
Merchandise	Indian	2,685	7,541	6,534	13,528	6,124	
	Foreign	9,765	11,209	3,891	3,365	3,978	
TOTAL	9,765	11,209	3,891	3,365	3,978	2,685	7,541	6,534	13,528	6,124	

ABSTRACT TABLES
MADRAS
TRADE AT EACH PORT

No. 11—continued

VALUE of the TOTAL IMPORTS and EXPORTS of MERCHANDISE and TREASURE (exclusive of GOVERNMENT STORES and TREASURE), at each PORT in BRITISH INDIA, distinguishing INDIAN and FOREIGN MERCHANDISE EXPORTED, in each Official Year from 1926-27 to 1930-31—continued

PORT	IMPORTS					EXPORTS				
	1926-27	1927-28	1928-29	1929-30	1930-31	1926-27	1927-28	1928-29	1929-30	1930-31
	₹	₹	₹	₹	₹	₹	₹	₹	₹	₹
MADRAS—continued										
KULASHKHARAPATHAM—										
Merchandise	Indian	1,97,598	1,92,925	2,08,945	1,20,828	1,02,445
	Foreign	50,554	55,701	68,586	48,248	50	85	150
TOTAL	50,554	55,701	68,586	48,248	88,338	1,97,648	1,92,925	2,08,945	1,20,408	1,02,595
COCHIN—										
Merchandise	Indian	3,26,54,450	3,61,20,442	3,87,44,592	3,80,85,031	3,22,06,789
	Foreign	80,88,984	1,57,49,158	2,11,58,485	1,08,66,797	1,29,95,291	5,212	75	1,480	79,255
TOTAL	80,88,984	1,57,49,158	2,11,58,485	1,08,66,797	1,29,95,291	3,26,59,662	3,61,20,517	3,87,45,777	3,80,86,511	3,22,86,044
Treasure	78
TOTAL	80,88,984	1,57,49,158	2,11,58,485	1,08,66,797	1,29,95,369	3,26,59,662	3,61,20,517	3,87,45,777	3,80,86,511	3,22,86,044
PONNANI—										
Merchandise	Indian	98,909	1,19,708	75,120	1,18,859	49,808
	Foreign	..	30,798	..	88,888
TOTAL	..	30,798	..	88,888	..	98,909	1,19,708	75,120	1,18,859	49,808
QALICUT—										
Merchandise	Indian	2,99,70,549	3,54,47,604	2,70,97,647	2,95,65,893	2,52,93,212
	Foreign	39,65,469	70,39,522	1,12,44,968	78,09,032	79,61,020	5,125	5,280	7,361	68,009
TOTAL	39,65,469	70,39,522	1,12,44,968	78,09,032	79,61,020	2,99,75,666	3,54,52,884	2,71,05,008	2,95,18,580	2,53,61,820
Treasure	3,777
TOTAL	39,65,469	70,39,522	1,12,44,968	78,12,809	79,61,020	2,99,75,666	3,54,52,884	2,71,05,008	2,95,18,580	2,53,61,820
BADAGARA—										
Merchandise	Indian	6,77,036	5,10,668	48,243	6,000	8,940
	Foreign	20,800	34,045	16,152	1,61,057	2,33,707
TOTAL	20,800	34,045	16,152	1,61,057	2,33,707	6,77,036	5,10,668	48,243	6,000	8,940
TREMPURKEY—										
Merchandise	Indian	58,55,670	1,08,10,959	47,57,066	65,14,312	35,50,837
	Foreign	4,35,822	8,71,548	7,28,298	11,54,739	11,27,786	2,958
TOTAL	4,35,822	8,71,548	7,28,298	11,54,739	11,27,786	58,55,670	1,08,10,959	47,57,066	65,14,312	35,53,795
CANNANORE—										
Merchandise	Indian	2,68,535	4,95,910	1,92,566	3,87,074	1,74,298
	Foreign	57,391	2,10,222	3,31,846	2,46,089	6,05,710
TOTAL	57,391	2,10,222	3,31,846	2,46,089	6,05,710	2,68,535	4,95,910	1,92,566	3,87,074	1,74,298
MANGALORE—										
Merchandise	Indian	1,15,49,219	1,80,88,259	1,63,08,757	1,67,60,197	1,82,11,278
	Foreign	5,68,685	5,64,594	7,27,275	7,38,196	7,99,566	430	1,890	891	433
TOTAL	5,68,685	5,64,594	7,27,275	7,38,196	7,99,566	1,15,49,649	1,80,88,259	1,63,08,147	1,67,61,088	1,82,11,706
Treasure	8
TOTAL	5,68,685	5,64,594	7,27,275	7,38,196	7,99,574	1,15,50,649	1,80,88,259	1,63,08,147	1,67,61,088	1,82,11,706
MAPE—										
Merchandise	Indian	61,527	78,524	1,12,575	73,288	81,775
	Foreign	883	14,419	3,766	8,930	357
TOTAL	883	14,419	3,766	8,930	357	61,527	78,524	1,12,575	73,288	81,775
CHONDAPUR—										
Merchandise	Indian	300
	Foreign	9,366	9,454	3,276	1,718	3,911
TOTAL	9,366	9,454	3,276	1,718	3,911	300
OTHER SUBORDINATE PORTS—										
Merchandise	Indian	27,394	18,048	5,877
	Foreign	1,767
TOTAL	1,767	27,394	18,048	5,877

ABSTRACT TABLES
MADRAS—BURMA

TRADE AT EACH PORT

No. 11—continued

VALUE of the TOTAL IMPORTS and EXPORTS of MERCHANDISE and TREASURE (exclusive of GOVERNMENT STORES and TREASURE), at each PORT in BRITISH INDIA, distinguishing INDIAN and FOREIGN MERCHANDISE EXPORTED, in each Official Year from 1926-27 to 1930-31—continued

PORT	IMPORTS					EXPORTS					
	1926-27	1927-28	1928-29	1929-30	1930-31	1926-27	1927-28	1928-29	1929-30	1930-31	
	₹	₹	₹	₹	₹	₹	₹	₹	₹	₹	
MADRAS—concluded											
TOTAL OF ALL SUBORDINATE PORTS—											
Merchandise	Indian	22,08,58,411	24,82,21,209	24,42,81,661	25,43,23,883	10,83,42,926
	Foreign.	3,89,00,499	5,93,85,022	6,84,24,632	5,76,87,004	5,12,21,321	15,17,527	17,14,862	11,31,895	11,21,894	10,52,727
Total	3,89,00,499	5,93,85,022	6,84,24,632	5,76,87,004	5,12,21,321	22,23,75,938	24,99,36,065	24,54,13,556	25,54,45,777	10,43,95,653	
Treasure	28,007	52,86,924	22,43,628	2,69,31,481	1,75,52,939	32,10,324	44,406	18,978	20,943	656	
TOTAL	3,89,28,506	6,46,71,956	7,06,68,260	8,46,18,485	6,87,74,260	22,55,86,262	24,99,80,471	24,54,32,529	25,54,66,725	10,43,96,309	
TOTAL OF ALL PORTS IN MADRAS—											
Merchandise	Indian	37,71,06,592	43,89,35,855	46,29,50,419	44,72,27,190	32,00,75,147	
	Foreign.	21,25,83,541	24,56,50,371	27,59,30,003	26,87,74,314	20,70,46,969	29,27,161	33,11,360	29,43,841	23,78,293	
Total	21,25,83,541	24,56,50,371	27,59,30,003	26,87,74,314	20,70,46,969	38,00,33,753	44,27,47,215	46,58,94,060	45,01,05,483	32,27,37,256	
Treasure	17,50,249	2,68,27,603	7,71,23,351	4,77,11,409	4,09,77,344	33,78,960	91,999	4,00,931	5,46,367	6,92,941	
TOTAL	21,43,33,790	27,24,78,474	35,30,53,354	31,64,85,723	24,80,24,313	38,34,12,713	44,28,39,214	46,62,94,991	45,06,51,850	32,34,30,197	
BURMA—											
BANGOON (Chief Port)—											
Merchandise	Indian	32,54,27,303	34,68,86,486	28,13,07,998	34,33,31,959	27,92,54,266	
	Foreign	23,13,10,241	25,80,65,301	20,72,66,857	21,17,63,888	16,29,43,327	9,95,223	10,96,752	13,52,330	8,70,285	
Total	23,13,10,241	25,80,65,301	20,72,66,857	21,17,63,888	16,29,43,327	32,54,22,526	34,79,83,188	28,26,60,323	34,42,52,244	28,02,70,540	
Treasure	11,61,668	23,31,318	15,05,957	23,19,831	26,23,109	5,90,594	4,05,909	13,20,545	1,44,454	10,000	
TOTAL	23,24,71,909	26,03,96,619	20,87,72,814	21,40,83,719	16,55,71,436	32,70,13,420	34,83,89,097	28,39,80,868	34,43,96,698	28,02,80,540	
AKYAB—											
Merchandise	Indian	57,18,604	37,92,171	39,71,237	25,31,792	54,40,837	
	Foreign .	3,08,780	3,29,706	2,40,976	3,44,014	3,33,007	
TOTAL	3,08,780	3,29,706	2,40,976	3,44,014	3,33,007	57,18,604	37,92,171	39,71,237	25,31,792	54,40,837	
BASSER—											
Merchandise	Indian	3,02,30,301	2,34,51,744	2,34,48,660	2,24,49,752	1,66,24,999	
	Foreign.	60	4,450	900	
TOTAL	60	4,450	3,02,30,301	2,34,51,744	2,34,48,660	2,24,49,752	1,66,24,999	
Kyaokpya—											
Merchandise	Indian	2,400	
	Foreign	812	845	
TOTAL	812	845	2,400	
MERGUT—											
Merchandise	Indian	65,21,851	77,40,343	46,57,348	41,60,077	31,58,160	
	Foreign.	4,38,959	7,64,675	5,62,191	6,43,828	3,75,445	3,190	11,621	8,666	6,251	
TOTAL	4,38,959	7,64,675	5,62,191	6,43,828	3,75,445	65,25,041	77,51,964	46,66,014	41,71,049	21,64,412	

VALUE of the TOTAL IMPORTS and EXPORTS of MERCHANDISE and TREASURE (exclusive of GOVERNMENT STORES and TREASURE), at each PORT in BRITISH INDIA, distinguishing INDIAN and FOREIGN MERCHANDISE EXPORTED, in each Official Year from 1926-27 to 1930-31—concluded

PORT	IMPORTS					EXPORTS				
	1926-27	1927-28	1928-29	1929-30	1930-31	1926-27	1927-28	1928-29	1929-30	1930-31
	Rs	Rs	Rs	Rs	Rs	Rs	Rs	Rs	Rs	Rs
BURMA—continued										
MOULMEIN—										
Merchandise	Indian	2,17,09,559	2,09,52,778	1,64,50,998	1,40,81,000	1,30,81,023
	Foreign	6,08,092	6,88,191	8,74,914	8,82,377	621	754	3,881	8,170	2,974
Total	6,08,092	6,88,191	8,74,914	8,82,377	4,81,891	2,17,10,180	2,09,53,527	1,64,54,824	1,40,89,170	1,30,83,997
TAVOY—										
Merchandise	Indian	65,02,498	68,41,847	55,52,102	70,08,680	50,14,307
	Foreign	8,58,792	8,27,587	18,61,007	9,19,854	674	600	1,198	2,140	8,635
Total	8,58,792	8,27,587	18,61,007	9,19,854	6,74,899	65,03,229	68,42,447	55,53,265	70,10,770	50,22,942
VICTORIA POINT—										
Merchandise	Indian	4,91,249	4,55,624	3,28,127	3,18,621	1,71,071
	Foreign	1,04,226	1,85,240	1,25,440	84,260	4,111	50	9,588	810	11,199
Total	1,04,226	1,85,240	1,25,440	84,260	72,608	4,95,360	4,55,674	3,32,660	3,14,431	1,82,270
TOTAL OF ALL SUBORDINATE PORTS—										
Merchandise	Indian	7,11,74,062	6,77,84,499	5,44,03,467	5,05,44,872	4,24,91,897
	Foreign	18,64,721	26,91,194	31,64,528	23,78,883	9,653	13,025	23,223	22,092	29,900
Total	18,64,721	26,91,194	31,64,528	23,78,883	19,42,300	7,11,82,715	6,77,47,524	5,44,26,690	5,05,66,964	4,25,21,557
TOTAL OF ALL PORTS IN BURMA—										
Merchandise	Indian	30,66,01,865	41,46,20,935	33,57,11,460	30,40,38,747	32,17,46,168
	Foreign	23,31,74,062	26,07,56,495	21,04,31,385	21,41,37,721	16,48,90,627	10,03,876	11,09,777	13,75,558	9,92,377
Total	23,31,74,062	26,07,56,495	21,04,31,385	21,41,37,721	16,48,90,627	39,76,05,241	41,57,30,712	33,70,87,013	39,40,26,124	32,27,92,397
Treasure	11,61,668	23,31,818	15,05,957	23,19,831	26,23,109	5,90,894	4,05,909	13,20,545	1,44,454	10,000
Total	23,43,35,730	26,30,87,813	21,19,37,342	21,69,57,552	16,75,13,736	30,81,96,135	41,61,36,621	33,81,07,558	30,50,70,578	32,28,02,397

TRADE AT CHIEF PORT
CALCUTTA

(38)

No. 12

PRINCIPAL IMPORTS into, and EXPORTS from, the CHIEF PORTS of each of the PROVINCES of BRITISH INDIA
in each Official Year from 1926-27 to 1930-31

IMPORTS

PRINCIPAL AND OTHER ARTICLES	QUANTITY					VALUE				
	1926-27	1927-28	1928-29	1929-30	1930-31	1926-27	1927-28	1928-29	1929-30	1930-31
BENGAL—										
CALCUTTA—										
Animals, living—										
Horses . . . No.	2,794	2,182	1,209	545	1,288	20,67,118	19,27,185	18,99,005	7,40,508	6,68,7
Other kinds . . . "	2,895	1,637	665	2,187	1,141	71,049	49,478	48,178	52,808	80,2
Total of Animals, living . . . "	5,689	3,819	1,874	2,732	2,429	21,38,168	19,76,663	14,47,183	7,92,806	7,04,9
Apparel (excluding hosiery and boots and shoes)—										
Apparel (including drapery, uniforms, and accoutrements) Value	—	—	—	—	—	14,65,081	9,54,226	12,89,894	16,80,304	16,17,6
Gold and silver thread . . . "	—	—	—	—	—	1,13,702	2,18,155	1,34,014	1,38,214	90,8
Hats, caps, bonnets, and hatter's ware . . . "	—	—	—	—	—	5,19,777	4,08,018	5,94,618	5,29,796	4,35,1
Lametta . . . Lbs.	31,588	49,329	46,096	28,549	45,695	55,748	87,764	82,888	45,010	64,1
Second-hand clothing Value	—	—	—	—	—	10,42,965	4,76,325	4,07,721	5,25,268	1,95,1
Water-proofed clothing . . . "	—	—	—	—	—	16,924	12,445	45,523	47,879	73,2
Total of Apparel . . . "	—	—	—	—	—	32,14,252	22,16,933	25,54,158	29,66,472	24,70,1
Arms, ammunition, and military stores—										
Cartridge cases—										
Empty . . . No.	1,158,903	953,250	895,282	761,071	881,563	41,335	32,445	31,193	25,825	29,92
Filled (a) . . . "	4,483,463	5,648,601	—	—	—	3,09,286	3,72,904	—	—	—
Shot gun cartridges filled . . . "	—	—	1,747,377	2,101,864	1,270,397	—	—	1,24,511	1,50,928	90,18
Rifle and other cartridges filled . . . "	—	—	2,197,354	2,796,622	1,848,510	—	—	1,61,958	2,05,291	1,10,01
Explosives—										
Blasting fuse { Lbs. 21,918 197,412 295,292 294,037 276,059 } 20,898 1,07,344 2,32,351 2,18,207 2,27,711 { No. of coils 48,800 614,000 887,200 1,080,325 952,300 }										
Blasting gelatine Lbs.	10,000	25,050	40,050	15,350	5,050	8,662	21,483	34,327	13,159	4,32
Dynamite . . . "	258,000	255,000	259,000	240,050	215,000	1,83,621	1,83,241	1,87,299	1,78,585	1,62,70
Gelatine dynamite . . . "	174,000	240,000	231,000	380,000	461,000	1,26,645	1,74,892	1,69,405	2,79,588	3,33,92
Other Nitro-compound explosives . . . "	90,000	105,000	35,000	70,000	70,000	52,600	61,626	20,546	41,093	41,093
Detonators . . . No.	1,916,000	2,425,050	2,848,000	2,715,000	2,935,000	42,078	97,760	1,08,278	98,113	1,23,071
Others . . . Lbs.	68,000	219,025	75,075	117,900	199,000	29,226	95,734	40,852	64,615	1,01,357
Fire-arms, and parts thereof (a) . . . Value	—	—	—	—	—	7,75,866	6,10,690	—	—	—
Fire-arms . . . No.	—	—	5,980	6,500	4,166	—	—	4,07,595	4,32,581	2,64,895
Parts of fire-arms . . . Value	—	—	—	—	—	—	—	4,336	6,727	3,618
Gunpowder—										
Black . . . Lbs.	101,080	32,975	36,475	32,025	19,200	62,671	38,269	38,874	36,282	20,509
Smokeless . . . "	21,375	18,100	9,150	13,775	10,975	67,958	34,760	15,519	21,601	22,783
Others . . . "	850	1,725	23,400	1,642	2,243	12,474
Other sorts . . . Value	—	—	—	—	—	3,01,840	1,02,401	39,901	31,759	21,754
Total of Arms, etc. . . "	—	—	—	—	—	19,94,378	20,25,792	16,23,519	17,99,349	15,67,766
Art. works of, (other than pictures) . . . "	—	—	—	—	—	77,158	60,032	1,62,402	46,448	41,384
Asbestos—										
Manufactures—										
Asbestos packing . . . "	—	—	—	—	—	1,38,958	1,57,560	1,70,056	1,89,256	1,35,674
Other Manufactures . . . "	—	—	—	—	—	8,92,810	10,54,277	11,31,666	10,60,571	6,99,001
Belting for machinery—										
Of cotton . . . "	—	—	—	—	—	8,11,120	7,78,010	6,17,747	7,33,510	4,82,278
„ leather . . . "	—	—	—	—	—	8,59,077	11,38,522	12,06,116	10,69,474	6,76,784
„ other materials . . . "	—	—	—	—	—	12,42,284	11,94,438	12,73,999	13,89,495	10,41,609
Total of Belting, etc. . . "	—	—	—	—	—	29,12,481	31,01,020	30,97,862	31,92,488	22,00,666
Bobbins . . . "	—	—	—	—	—	13,11,456	12,43,868	13,49,809	11,43,491	7,26,395

(a) sub-divided from 1928-29.

No. 12—continued
IMPORTS—continued

PRINCIPAL AND OTHER ARTICLES	QUANTITY					VALUE				
	1926-27	1927-28	1928-29	1929-30	1930-31	1926-27	1927-28	1928-29	1929-30	1930-31
BENGAL—continued										
CALCUTTA—continued										
Books, printed, and printed matter (not being stationery), including maps and charts Owts.	11,209	11,068	12,997	14,036	12,228	24,81,968	25,87,630	28,47,260	26,89,860	24,54,320
Boots and Shoes—										
Of Canvas with rubber soles (a) Pairs	—	—	721,948	996,004	2,227,516	—	—	12,45,431	17,52,809	15,59,771
„ leather „	90,477	101,432	82,054	89,945	47,988	4,78,648	4,77,447	4,81,757	3,97,327	2,08,042
„ other materials „	484,768	670,678	328,473	1,784,801	3,482,266	10,71,788	12,04,817	3,74,432	13,46,070	21,46,194
Total of Boots and Shoes „	575,245	772,105	1,127,475	2,870,750	5,707,765	15,45,431	16,82,264	20,51,620	34,96,806	39,14,007
Brushes and Brooms—										
Brushes—										
Paint and Varnish Brushes Doms.	17,792	18,417	15,200	13,854	10,876	1,20,568	1,14,493	1,00,689	77,794	67,723
Toilet Brushes „	29,033	59,715	59,127	77,059	97,324	1,18,359	1,24,741	1,89,758	1,53,360	1,75,697
Other „	51,922	76,021	47,575	67,890	38,079	1,80,688	1,33,556	1,60,440	1,46,406	1,00,009
Brooms „	776	1,120	574	842	247	8,413	7,278	7,874	11,740	2,818
Total of Brushes and Brooms „	99,523	154,273	122,476	159,585	156,526	3,76,028	3,80,068	4,08,711	3,89,300	3,46,247
Building and Engineering materials (other than iron, steel, or wood)—										
Asphalt Tons	6,299	7,146	8,220	12,453	10,736	7,42,219	8,60,707	9,35,181	11,88,998	10,80,720
Bricks—										
Bricks, other than Fire bricks No.	68,301	20,797	44,178	2,146	4,207	59,893	9,358	31,643	2,319	1,109
Fire bricks „	139,334	165,266	89,631	367,497	34,707	88,894	80,026	53,622	2,00,783	24,031
Cement—										
Portland Tons	20,034	22,882	24,372	22,661	17,480	9,95,880	11,39,244	11,66,387	9,95,829	6,31,595
Other kinds „	84	202	350	319	352	48,308	97,554	96,419	96,987	74,644
Chalk and lime (excluding French Chalk) Owts.	27,732	18,291	27,145	25,995	19,443	45,124	30,505	45,092	42,361	31,475
Clay „	3,231	2,885	2,028	3,204	1,447	13,861	10,846	8,111	12,097	5,834
Tiles No.	1,800,795	1,717,507	1,614,815	2,469,449	1,933,973	5,14,374	4,90,931	3,66,147	5,57,572	3,79,785
Other kinds Owts.	83,710	70,383	40,777	70,843	44,056	4,35,635	7,26,125	4,22,450	6,54,111	3,63,343
Total of Building, etc. Value.	—	—	—	—	—	20,43,628	34,45,591	30,91,302	33,11,501	26,51,536
Buttons of all sorts—										
Metal Value	—	—	—	—	—	89,011	1,57,577	1,79,370	2,02,416	1,46,049
Other sorts „	—	—	—	—	—	8,76,051	6,01,305	7,14,860	6,95,802	4,84,807
Total of Buttons of all sorts „	—	—	—	—	—	9,65,062	7,58,882	8,94,230	8,98,218	6,30,856
Candles of all kinds Lbs.	82,233	181,532	103,922	184,405	94,490	87,244	69,155	41,148	64,756	41,642
Cans and Pattans Owts.	10,445	10,492	6,713	7,190	6,914	1,33,804	1,66,276	1,03,297	1,17,366	1,27,029

(a) Separately recorded from 1928-29.

TRADE AT CHIEF PORT
CALCUTTA

(40)

No. 12—continued
IMPORTS—continued

PRINCIPAL AND OTHER ARTICLES	QUANTITY					VALUE				
	1926-27	1927-28	1928-29	1929-30	1930-31	1926-27	1927-28	1928-29	1929-30	1930-31
						₹	₹	₹	₹	₹
BENGAL—continued										
CALCUTTA—continued										
Chemicals and chemical preparations (excluding chemical manures and medicines)—										
Acids—										
Acetic (pyroligneous) Cwts.	493	562	927	815	730	17,555	18,118	29,805	30,296	23,012
Carbolic	384	756	458	225	341	16,836	31,811	19,585	17,715	18,521
Citric	370	148	267	297	437	27,188	16,491	38,668	46,882	54,813
Oxalic	304	7,319
Nitric	1,068	22,533
Sulphuric	69	65	62	87	78	3,545	2,712	1,889	4,170	3,088
Tartaric	216	93	635	421	447	16,245	8,587	47,901	45,242	41,890
Other sorts	1,077	595	2,187	2,016	2,030	37,294	25,345	62,612	94,486	79,979
Alum	7,059	4,467	3,423	3,874	4,426	41,784	27,795	21,861	27,000	28,547
Aluminous sulphates	52,918	44,317	47,354	50,259	40,473	1,99,965	1,60,410	1,67,308	1,95,119	1,80,192
Ammonia and salts thereof—										
Anhydrous	891	499	530	739	829	70,873	69,218	73,349	1,07,461	1,06,960
Others	12,173	12,679	14,125	19,332	13,408	2,70,049	2,93,672	2,98,204	3,68,880	2,78,073
Arsenic and its oxides	1,085	939	982	972	836	57,898	28,007	33,753	44,733	31,345
Bleaching materials—										
Bleaching powder (including chloride of lime)	31,991	43,832	55,461	54,359	55,344	3,26,310	4,01,789	3,14,546	3,43,462	3,88,619
Other sorts	45	585	..	770	64,451
Carbide of Calcium	23,741	40,586	31,499	46,519	35,187	4,72,959	6,29,928	4,96,971	7,06,642	5,83,140
Copperas	63	56	20	51	11	1,990	2,003	1,006	1,801	643
Copper sulphate	3,000	4,019	4,472	4,604	3,525	50,161	74,552	88,072	1,00,701	67,927
Disinfectants—										
Naphthalene	2,906	3,924	4,179	5,522	4,037	37,068	60,156	57,003	71,989	43,670
Others	5,664	9,470	9,733	6,206	6,926	1,92,808	2,42,081	2,67,165	2,06,139	1,80,498
Glycerine	2,506	1,370	2,818	3,037	2,998	1,73,910	1,19,262	1,32,364	1,33,681	1,23,809
Magnesium Compounds—										
Chloride	1,231	1,865	2,814	5,273	5,347	4,748	10,656	10,380	14,690	14,366
Sulphate	5,373	6,273	5,209	3,718	..	23,913	22,800	22,501	15,275
Others	3,836	801	3,968	5,449	162	24,376	18,812	26,522	33,114	3,207
Potassium compounds—										
Bichromate	1,130	1,195	1,200	1,538	1,723	33,320	33,022	37,257	47,774	51,473
Chlorate	12,436	8,927	12,026	22,132	10,058	2,70,935	1,64,841	2,15,737	3,82,155	1,76,794
Other sorts	1,243	4,286	5,207	4,972	5,731	1,17,797	1,85,774	3,23,876	3,15,147	2,19,209
Soda compounds—										
Bicarbonate of soda (sodium bicarbonate)	34,277	29,999	34,530	35,550	32,231	2,99,164	2,47,794	2,84,922	2,31,017	2,45,637
Bichromate of soda Borax (including boracic acid)	1,444	1,269	1,436	1,493	1,332	30,549	29,252	34,965	32,520	33,909
Caustic Soda (Sodium Hydroxide)	4,336	8,010	9,893	11,375	5,980	79,647	1,21,734	1,28,959	1,21,211	67,885
Soda Sulphide	53,989	61,369	61,378	67,327	75,566	5,75,256	6,63,243	6,69,214	6,32,938	8,62,616
Sodium carbonate (Soda ash and soda crystals)	2,802	3,860	6,207	5,492	2,255	22,612	32,246	46,346	44,513	17,413
Sodium Silicate	578,257	573,909	581,177	689,599	529,337	35,04,165	32,70,443	34,08,400	40,52,630	32,39,523
Other sorts	16,070	16,339	23,224	17,915	18,237	1,28,932	1,28,423	1,61,741	1,42,575	1,43,623
Sulphur	3,631	2,697	4,470	6,253	6,162	44,592	46,027	62,825	68,205	57,093
Zinc compounds—										
Chloride	226,094	269,349	194,366	264,365	225,949	10,50,925	13,24,492	10,06,921	12,71,499	11,25,052
Others	1,756	2,967	2,556	3,217	2,603	28,567	49,047	38,053	46,661	33,072
Other sorts of chemicals	100	10	1,493	81
Total of Chemicals, etc.	—	—	—	—	—	11,46,836	10,82,226	14,14,318	14,67,562	14,90,461
China clay	—	—	—	—	—	98,77,477	96,44,792	1,00,79,098	1,15,32,616	1,00,70,920
Chinese and Japanese ware (including lacquered ware, but excluding earthenware and porcelain)	87,978	70,934	67,481	57,230	39,932	2,91,891	2,39,442	2,19,493	1,94,913	1,34,136
Clocks and Watches and parts thereof—										
Clocks and time-pieces	—	—	—	—	—	6,353	8,756	3,917	8,110	4,248
Watches	101,658	97,915	112,031	112,108	113,441	4,02,356	4,37,209	4,77,504	4,55,466	3,98,673
Parts of clocks and watches	45,326	23,956	44,246	12,663	11,705	1,61,634	1,20,817	1,95,932	63,168	35,559
Total of Clocks and Watches, etc.	—	—	—	—	—	25,512	21,275	30,002	18,761	21,823
Total of Clocks and Watches, etc.	—	—	—	—	—	5,89,592	5,79,301	7,08,438	5,37,395	4,26,055

No. 12—continued

IMPORTS—continued

PRINCIPAL AND OTHER ARTICLES	QUANTITY					VALUE				
	1926-27	1927-28	1928-29	1929-30	1930-31	1926-27	1927-28	1928-29	1929-30	1930-31
BENGAL—continued										
CALCUTTA—continued										
Coal and coke—						R	R	R	R	R
Coal Tons	5,253	7,817	3,468	2,183	1,372	83,162	92,887	81,081	25,018	14,423
Coke "	47	2,225
Total of Coal and Coke ..	5,253	7,817	3,515	2,183	1,372	83,162	92,887	83,306	25,018	14,423
Coffee other than roasted or ground Cwts.	861	1,161	859	867	896	73,614	99,393	75,630	70,406	57,708
Colr—										
Unmanufactured Tons	624	278	292	887	816	41,949	43,859	43,397	52,505	27,081
Manufactured (excluding rope and belting) "	37	6	1	8,507	184	310	1,412	517
Total of Colr "	661	278	292	893	816	50,456	43,993	43,707	53,917	27,598
Coral Lbs.	1,797	2,872	2,037	755	873	11,199	40,272	77,492	12,490	11,126
Cordage and Rope of vegetable fibre, (excluding jute and cotton) Cwts.	3,506	4,184	5,283	9,530	7,981	1,81,187	2,13,385	2,30,716	4,00,947	3,72,474
Cork manufactures "	1,523	1,386	1,518	1,378	2,286	1,87,130	1,43,089	1,71,724	1,49,589	2,22,542
Cutlery—										
Pruning knives Value	—	—	—	—	—	1,43,924	1,85,897	1,53,378	1,52,170	1,61,577
Other kinds "	—	—	—	—	—	13,79,471	11,92,205	10,73,571	12,94,621	8,39,041
Total of Cutlery "	—	—	—	—	—	15,23,395	13,27,902	12,26,949	14,46,791	10,00,618
Drugs and Medicines (excluding chemicals and Narcotics)—										
Camphor Lbs.	197,928	206,508	236,311	218,162	286,214	3,52,399	3,74,925	3,90,759	3,56,778	4,12,778
Cassia lignea (a) Cwts.	29,702	—	—	—	—	6,66,203	—	—	—	—
Preparations of Opium and Morphia Value	—	—	—	—	—	..	43,493	29,293	9,169	11,393
Proprietary and patent medicines "	—	—	—	—	—	2,29,596	2,99,250	13,32,390	13,69,859	12,02,422
Quinine salts—										
Quinine sulphate or bisulphate Lbs.	49,233	43,044	54,918	53,869	43,473	10,43,046	8,21,892	9,40,121	10,74,246	8,22,433
Quinine hydrochloride or dihydrochloride "	8,392	8,509	10,649	11,045	8,959	2,60,091	2,69,198	3,02,186	3,34,856	2,44,157
Other sorts "	10,338	11,847	19,497	13,317	12,221	1,56,770	1,34,206	1,70,323	2,81,556	2,77,334
Total of Quinine salts ..	68,513	63,400	85,064	77,731	64,653	14,64,907	12,75,296	14,12,630	16,90,658	13,43,924
Saccharin "	—	5,114	4,445	8,895	5,167	—	17,346	16,695	40,078	25,538
Other sorts of drugs and medicines Value	—	—	—	—	—	40,10,223	51,78,624	39,39,308	43,02,753	36,10,750
Total of Drugs, and Medicines "	—	—	—	—	—	67,28,336	71,88,934	71,21,375	77,69,295	66,06,305
Dyeing and Tanning substances—										
Cutch and gambier Cwts.	33,266	32,323	31,736	41,125	35,465	9,92,775	7,81,063	6,10,027	7,06,633	6,53,174
Dyes obtained from coal tar—										
Alizarine Lbs.	125,212	167,089	150,464	114,118	96,450	66,999	90,885	67,300	52,950	24,093
Aniline "	729,435	893,643	1,123,692	1,132,253	1,713,736	10,65,950	11,91,746	15,82,391	13,56,541	22,88,771
Others "	..	10	66	23	586
Other sorts (including lac-dye) Cwts.	336	813	293	760	233	29,347	24,334	12,958	34,053	6,967
Total of Dyeing, and tanning, etc. { Lbs. & Cwts.	845,647	1,060,742	1,279,222	1,246,371	1,310,186	21,55,071	20,89,001	22,73,822	22,41,077	29,73,375
Earthenware and Porcelain—										
Earthenware—										
Sanitary ware Value	—	—	—	—	—	1,12,359	1,50,556	1,63,781	1,53,285	1,40,008
Other kinds "	—	—	—	—	—	11,62,364	10,32,969	9,62,101	8,74,085	5,09,631
Porcelain—										
Electrical "	—	—	—	—	—	6,431	4,516	6,433	12,200	6,451
Other kinds "	—	—	—	—	—	3,64,497	4,93,023	5,24,276	4,76,275	4,07,376
Total of Earthenware, etc. ..	—	—	—	—	—	16,46,291	16,81,069	16,56,596	15,15,854	10,63,465
Electroplated ware "	—	—	—	—	—	1,95,212	2,06,390	2,23,363	2,06,673	61,703
Fireworks Lbs.	387,689	248,407	622,509	307,938	141,430	2,93,403	1,92,289	3,59,472	2,43,160	1,09,094
Fish (excluding crabs and shell fish) Cwts.	491	2,229	1,223	1,290	1,398	34,606	72,733	62,677	86,306	83,840
Feeder, bran, and Pollards (excluding oil-cake) "	24,506	15,038	29,127	23,444	31,033	82,677	60,123	1,13,112	1,10,870	1,23,366

(a) Transferred under Spices from 1927-28.
+ Shown under Sugar prior to 1927-28.

TRADE AT CHIEF PORT.
CALCUTTA

(42)

No. 12—continued
IMPORTS—continued

PRINCIPAL AND OTHER ARTICLES	QUANTITY					VALUE				
	1926-27	1927-28	1928-29	1929-30	1930-31	1926-27	1927-28	1928-29	1929-30	1930-31
						R	R	R	R	R
BENGAL—continued										
CALCUTTA—continued										
Fruits and Vegetables—										
Fresh Fruits and Vegetables—										
Fresh fruits—										
Coconuts . No.	3,482,856	3,554,016	3,246,700	2,070,175	2,096,050	1,18,417	1,35,080	90,220	66,550	67,76
Other sorts . Value	—	—	—	—	—	23,409	20,510	37,263	57,385	2,20,61
Total of Fresh Fruits .	—	—	—	—	—	1,41,826	1,55,596	1,27,483	1,23,935	2,87,71
Fresh Vegetables of all kinds .	—	—	—	—	—	6,784	84	508	8,852	1,80
Fruits and vegetables: dried, salted, or preserved, not being canned or bottled—										
Almonds . Tons	75	180	157	308	302	66,811	1,55,602	1,27,642	2,69,749	2,47,32
Currants and raisins .	12	6	28	23	25	8,075	7,395	19,510	14,752	18,89
Dates .	87	132	252	725	653	21,758	33,715	64,905	1,88,771	1,47,06
Other sorts .	10	9	80	38	48	20,524	18,797	24,725	37,766	50,12
Total Fruits and Vegetables, dried, etc. .	184	327	467	1,094	1,118	1,16,668	2,15,509	2,36,782	5,11,038	4,58,40
Total of Fruits and Vegetables Value	—	—	—	—	—	2,05,228	3,71,180	3,64,776	6,43,325	7,48,00
Furniture and Cabinetware—										
Bedsteads .	—	—	—	—	—	95,863	1,11,805	83,659	88,746	74,75
Furniture of wood (other than bedsteads) .	—	—	—	—	—	32,551	98,133	1,14,467	1,30,066	1,57,82
Furniture of other materials (other than bedsteads) .	—	—	—	—	—	1,36,646	2,43,541	6,15,770	5,90,556	3,35,552
Mouldings .	—	—	—	—	—	83,769	1,05,863	1,09,551	1,19,363	56,813
Total of Furniture, etc. .	—	—	—	—	—	4,08,829	5,58,842	9,23,447	9,29,331	6,24,944
Gelatine . Cwt.	351	23,698
Glass and Glassware—										
Bangles . Value	—	—	—	—	—	25,47,813	26,42,487	22,34,603	20,66,575	11,32,765
Beads and false pearls . Cwts.	16,125	13,614	13,876	15,827	7,959	13,97,786	10,63,416	11,20,028	12,63,014	5,28,107
Bottles and phials—										
Soda water bottles Gross	7,306	8,217	9,372	11,101	7,445	2,19,332	2,37,182	2,51,843	3,02,625	2,00,814
Others .	199,822	161,966	207,756	300,955	257,818	9,87,398	8,43,419	8,29,793	10,68,518	8,40,444
Funnels, globes, and glass parts of lamps . Value	—	—	—	—	—	5,58,304	5,63,742	5,53,895	5,83,733	3,48,682
Scientific glassware .	—	—	—	—	—	32,827	20,643	15,974	11,902	13,493
Sheet and plate { Sq. ft.	8,963,966	7,533,486	8,148,910	6,579,390	6,684,077	9,21,652	7,59,762	3,25,597	7,93,539	6,78,357
Cwts.	96,388	96,916	93,652	80,090	74,407					
Tableware (including decanters, tumblers, etc.) . Value	—	—	—	—	—	1,09,321	49,426	56,318	1,31,430	91,756
Other glassware .	—	—	—	—	—	18,81,201	18,77,705	15,43,945	14,27,450	11,03,949
Total of Glass, etc. .	—	—	—	—	—	36,55,183	30,73,572	74,31,098	76,99,680	49,44,307
Glue . Cwts.	4,184	5,453	6,780	7,152	6,661	1,60,639	2,00,337	2,38,012	3,02,268	3,08,381
Grain, Pulse and Flour—										
Beans (dry) . Tons	6	194	212	70	890	1,070
Pulse .	626	541	1,644	310	1,075	1,42,710	1,22,599	2,94,625	52,702	1,57,881
Rice in the husk	6,633	7,54,665
Rice, not in the husk .	29	635	4,313	294	86	6,989	99,641	5,43,205	48,921	8,075
Wheat .	35,870	25,563	348,337	186,464	121,237	58,65,118	39,03,476	5,00,16,011	2,60,79,762	98,82,000
“ flour in bags .	..	8	2	..	10	21	1,999	320	..	2,526
Other sorts .	358	2,743	886	1,343	410	33,458	2,57,962	1,20,835	1,55,790	44,019
Total of Grain, etc. .	36,833	29,490	361,865	188,411	122,324	60,42,385	43,85,339	5,17,30,031	2,68,37,565	1,00,95,521
Graphite crucibles Cwts.	1,636	994	668	727	997	79,460	50,533	29,926	31,594	41,658

No. 12—continued

IMPORTS—continued

PRINCIPAL AND OTHER ARTICLES	QUANTITY					VALUE				
	1926-27	1927-28	1928-29	1929-30	1930-31	1926-27	1927-28	1928-29	1929-30	1930-31
BENGAL—continued										
CALCUTTA—continued										
Gums and Resins—										
Arabic . . . Cwts.	1,194	1,025	1,315	440	1,060	32,551	29,855	37,766	14,246	32,268
Benjamin . . . "	1,208	1,524	1,106	1,531	1,477	64,845	84,688	69,020	98,777	90,609
Dammer (resins) . . . "	32,365	42,367	32,064	35,846	29,229	2,65,201	3,31,704	2,46,998	2,74,164	2,22,657
Resin . . . "	14,192	12,638	10,610	15,529	19,870	2,59,575	2,02,564	1,68,452	2,21,026	1,86,046
Other sorts . . . "	1,601	2,768	1,582	2,110	2,172	40,210	74,844	56,208	85,515	76,910
Total of Gums, etc. . . "	50,560	62,622	46,677	55,456	47,808	6,62,332	7,23,155	5,68,444	6,93,728	6,07,490
Hair, and manufactures of hair—										
Hair of all kinds . . . "	47	48	102	88	66	7,615	7,309	11,059	9,418	11,735
Manufactures of hair (other than toilet requisites) Value	—	—	—	—	—	11,727	16,324	14,071	20,208	58,476
Total of Hair, etc. . . "	—	—	—	—	—	19,342	23,633	25,130	29,621	70,211
Hardware (excluding cutlery and electroplated ware)—										
Agricultural implements . . . "	—	—	—	—	—	10,72,927	10,83,557	8,65,207	7,72,786	8,38,041
Buckets of tinned or galvanized iron . . . "	—	—	—	—	—	4,993	11,945	8,106	7,703	7,960
Builders' hardware, such as locks, hinges, door bolts, etc. . . "	—	—	—	—	—	9,98,662	10,37,916	9,43,908	11,45,894	8,15,735
Domestic hardware, other than enamelled ironware . . . "	—	—	—	—	—	3,88,848	2,36,787	2,47,149	3,11,279	1,94,748
Enamelled ironware . . . "	—	—	—	—	—	12,70,347	11,21,019	14,20,366	9,77,063	7,79,710
Gas mantles . . . "	—	—	—	—	—	92,850	1,72,021	1,43,034	1,62,373	1,54,652
Implements and tools, other than agricultural implements and machine tools . . . "	—	—	—	—	—	24,05,925	28,98,228	28,31,475	25,07,476	15,74,138
Lamps, metal No.	2,976,764	2,767,991	2,813,818	2,638,316	1,679,841	34,00,469	31,65,929	30,78,191	29,28,260	18,40,380
" glass " "	10,927	2,367	6,806	7,702	4,348	4,364	6,355	10,586	6,919	7,635
Parts of lamps, other than glass Value	—	—	—	—	—	1,59,167	2,27,069	2,27,274	1,00,472	1,67,063
Safes and strong boxes of metal . . . No.	371	618	3,469	3,602	882	51,102	88,931	54,608	57,926	52,816
Stoves . . . "	68,627	110,955	98,004	91,667	55,486	2,60,905	3,80,428	3,10,846	3,53,099	1,95,468
Other sorts . . . Value	—	—	—	—	—	68,44,705	78,04,292	75,46,505	77,89,031	52,65,069
Total of Hardware, etc. . . "	—	—	—	—	—	1,69,63,374	1,75,84,477	1,76,87,254	1,72,10,721	1,13,93,423
Hides and skins, raw—										
Hides, raw { Tons and No.	..	2	5	4	12	..	1,619	10,389	4,192	12,325
Skins, raw { Tons and No.	..	400	526	502	22,050	..	15,036	3,958	5,418	33,318
	..	1	1	1	1	187
Total of Hides and Skins, raw . . . Tons	..	8	6	5	13	187	16,705	14,347	9,610	47,143
Hops . . . Cwts.	570	253	324	233	190	62,854	25,526	28,185	23,618	17,570
Instruments, Apparatus, and Appliances, and parts thereof—										
Electrical, including telegraphic and telephone apparatus, not being machinery—										
Electric fans and parts thereof . . . Value	—	—	—	—	—	17,69,777	17,62,487	19,51,972	18,77,077	9,61,300
Electric wires and cables—										
Rubber, insulated Insulations, other than rubber . . . "	—	—	—	—	—	15,13,067	15,95,824	16,52,254	16,55,584	12,27,512
Telegraph and telephone wires and cables . . . "	—	—	—	—	—	11,96,254	15,70,751	14,81,054	22,55,761	23,85,512
Bare copperwire (Electrolytic) other than telegraph and telephone . . . "	—	—	—	—	—	27,010	1,441	2,402	6,537	1,43,136
Telegraph and Telephone instruments and apparatus . . . "	—	—	—	—	—	13,12,787	13,69,077	21,52,424	17,81,023	11,86,238
	—	—	—	—	—	1,67,719	2,46,019	1,30,699	1,40,958	1,68,464

TRADE AT CHIEF PORT
CALCUTTA

(44)

No. 12—continued
IMPORTS—continued

PRINCIPAL AND OTHER ARTICLES	QUANTITY					VALUE				
	1926-27	1927-28	1928-29	1929-30	1930-31	1926-27	1927-28	1928-29	1929-30	1930-31
BENGAL—continued						R	R	R	R	R
CALCUTTA—continued										
Instruments, Apparatus, and Appliances, and parts thereof—contd.										
Electric lamps and parts thereof—										
Electric glow lamps (a) Value	—	—	—	—	—	8,67,899	8,87,584	10,47,804	—	—
Flash lights (including torch lights, etc.) No.	—	—	—	177,945	261,745	—	—	—	3,28,226	4,13,619
Automobile lighting lamps	—	—	—	111,500	66,864	—	—	—	38,433	28,887
Standard lighting lamps	—	—	—	1,872,818	1,621,408	—	—	—	11,89,822	9,35,850
Other sorts (a) Value	—	—	—	—	—	26,260	40,991	48,274	—	—
Electric lamps, other sorts No.	—	—	—	1,845	3,647	—	—	—	21,314	6,026
Parts and accessories of Electric lamps Value	—	—	—	—	—	—	—	—	5,71,375	4,04,783
Batteries	—	—	—	—	—	8,48,527	1,67,668	2,04,514	4,19,527	4,77,918
Carbons, electric (including furnace electrode.)	—	—	—	—	—	25,484	56,558	78,681	1,29,754	1,37,770
Accumulators (including parts)	—	—	—	—	—	5,78,805	15,87,937	11,78,574	12,46,478	8,35,571
Condensers, electric	—	—	—	—	—	1,72,175	20,539	2,915	669	3,067
Electric lighting accessories and fittings (including switches)	—	—	—	—	—	6,60,555	6,30,602	6,91,393	5,21,067	2,30,387
Electrical instruments (other than telegraphic and telephonic)—	—	—	—	—	—	—	—	—	—	—
Meters	—	—	—	—	—	1,65,023	1,69,684	2,05,702	2,85,189	1,91,065
Others	—	—	—	—	—	2,22,996	2,72,031	3,11,922	1,55,507	1,78,449
Electro-medical apparatus (including X-ray apparatus)	—	—	—	—	—	55,109	39,974	90,821	93,733	67,871
Switch boards (other than telegraphs and telephones)	—	—	—	—	—	3,91,626	4,68,080	4,14,935	2,77,528	3,10,923
Unenumerated	—	—	—	—	—	16,98,656	24,42,486	29,01,452	34,51,908	31,21,367
Total of Electrical Instruments, etc.	—	—	—	—	—	1,14,99,228	1,33,30,388	1,45,37,892	1,64,48,468	1,34,80,850
Musical—										
Organs and harmoniums, complete No.	27	131	100	73	32	7,458	17,161	12,712	9,178	4,239
Pianos and piano players, complete	102	49	74	67	63	79,660	40,891	59,889	52,676	36,610
Talking machines and accessories—										
Talking machines	4,585	4,334	2,950	7,305	3,202	1,12,454	1,45,818	1,15,693	2,34,876	1,07,922
Records	33,427	61,203	178,648	4,06,792	303,472	37,973	90,195	1,75,832	5,64,056	4,19,133
Accessories Value	—	—	—	—	—	6,65,835	4,72,497	3,22,698	6,40,662	2,49,321
Other sorts, including parts of musical instruments	—	—	—	—	—	4,99,617	2,68,181	3,30,772	2,73,323	2,27,796
Total of Musical Instruments, etc.	—	—	—	—	—	14,02,997	10,43,728	10,16,596	17,74,776	10,44,969
Optical										
Photographic—										
Cinematograph films (a) Length in ft.	5,004,294	5,955,293	5,890,114	—	—	12,57,476	14,22,126	13,18,211	—	—
Raw films	—	—	—	1,488,607	2,385,624	—	—	—	69,813	1,10,811
Exposed films	—	—	—	2,972,930	2,926,759	—	—	—	10,77,027	9,87,075
Photographic other than cinematograph films Value	—	—	—	—	—	6,07,725	7,64,501	9,65,079	10,25,104	8,85,053
Scientific, and philosophical	—	—	—	—	—	5,89,866	6,16,299	6,05,385	4,77,341	4,77,062
Surgical	—	—	—	—	—	6,09,316	6,67,222	5,71,112	5,13,890	4,49,569
Wireless apparatus	—	—	—	—	—	1,01,411	5,67,596	6,18,512	2,65,018	2,36,981
Other kinds	—	—	—	—	—	7,79,430	8,76,018	10,48,054	9,21,720	16,02,151
Total of Instruments, etc.	—	—	—	—	—	1,70,39,166	1,95,15,832	2,10,31,361	2,27,09,524	1,95,68,518
Jewellery (excluding imitation jewellery, and precious stones and pearls unset), also plate of gold and silver—										
Jewellery	—	—	—	—	—	5,08,565	4,31,840	3,75,783	2,76,540	1,18,046
Plate of gold and silver	—	—	—	—	—	1,09,390	61,181	20,729	35,857	59,094
Total of Jewellery, etc.	—	—	—	—	—	6,15,955	5,48,021	4,66,512	3,12,397	1,78,040
Lac—										
Stick and seed Cwts.	11,168	23,002	21,927	76,214	22,339	7,06,219	20,77,298	15,99,515	50,60,140	7,69,082
Shell and button	8	13	18	33	32	1,321	2,578	2,653	4,163	2,468
Total of Lac.	11,166	23,015	21,945	76,247	22,371	7,97,540	20,79,876	16,02,168	50,64,303	7,71,550

(a) Sub-divided into new heads from 1929-30.

No. 12—continued
IMPORTS—continued

PRINCIPAL AND OTHER ARTICLES	QUANTITY					VALUE					
	1926-27	1927-28	1928-29	1929-30	1930-31	1926-27	1927-28	1928-29	1929-30	1930-31	
BENGAL—continued											
CALCUTTA—continued											
Leather—											
Hides, tanned or dressed } Tons	1	3	13	10	2	}	21,604	44,880	87,679	60,015	15,803
—No.	1,333	1,016	3,880	1,418	731						
Skins " " } Tons	4	4	..	3	1	}	53,375	53,196	26,811	64,368	24,072
—No.	18,055	15,216	8,914	18,040	6,955						
Unwrought . . . Cwts.	1,706	1,922	1,438	1,644	970	5,30,580	6,84,257	6,91,990	8,18,095	5,34,292	
Leather cloth (including artificial leather) . . . sq. yds.	79,133	85,826	101,224	160,858	74,429	1,41,108	1,44,152	1,21,980	2,80,188	91,009	
Manufactures (excluding boots and shoes and belting for machinery)—											
Bags and trunks . . . Cwts.	183	87	52	51	43	30,510	35,412	21,930	20,150	13,737	
Pickers . . . "	1,165	1,429	1,831	1,338	900	1,83,936	2,42,166	3,01,508	2,12,375	1,44,100	
Picking bands and straps . . . "	1,315	1,251	1,234	1,508	768	2,91,541	2,84,229	3,14,102	3,27,648	1,69,695	
Roller skins . . . "	120	105	80	53	27	99,594	78,607	51,910	52,532	31,855	
Saddlery and harness . . . "	330	405	155	81	73	62,651	59,468	48,201	23,478	23,811	
Other sorts . . . "	6,982	7,952	12,237	11,948	6,258	6,02,986	6,31,918	5,67,923	5,17,253	3,67,355	
Total of Leather Value						20,22,880	22,58,280	22,64,040	23,81,102	14,15,819	
Liquors (including methylated and perfumed spirits)—											
Ale, beer, and porter—											
Ale and beer, in bottle L. Gals.	675,746	764,876	745,733	806,463	754,612	16,64,185	17,23,326	17,51,419	19,71,685	18,44,438	
Ale and beer, in bulk . . . "	300,862	305,970	293,210	314,057	297,628	4,70,957	5,05,055	4,79,387	4,82,964	3,82,591	
Stout and porter, in bottle . . . "	38,798	45,751	34,900	49,161	35,913	1,53,957	1,84,063	1,34,072	1,72,910	1,22,501	
Stout and porter, in bulk . . . "	5,980	10,140	5,200	3,550	1,566	9,910	16,370	8,211	5,684	1,429	
Cider and other fermented liquors Lq. Gals.	2,903	4,871	3,646	3,544	2,232	18,752	30,108	23,814	21,635	12,295	
Spirit—											
Brandy . . . L. proof Gals.	73,140	64,605	70,483	70,328	52,963	}	9,66,607	9,47,579	10,40,918	10,81,203	9,05,099
—Liquid . . . "	95,655	83,825	92,390	92,747	70,231						
Gin . . . L. proof . . . "	20,545	21,663	24,399	23,718	27,055	}	2,51,758	2,61,605	2,97,267	2,85,518	3,21,439
—Liquid . . . "	28,694	30,304	34,163	33,334	39,473						
Liqueurs . . . " . . . "	7,795	7,312	8,288	9,453	7,041	1,48,900	1,55,652	1,74,715	2,04,558	1,41,667	
Rum . . . L. proof . . . "	32,363	33,163	38,151	324,232	40,341	}	87,543	94,142	85,583	2,60,518	38,732
—Liquid . . . "	50,808	55,210	51,830	194,238	24,909						
Whisky . . . L. proof . . . "	129,165	142,064	144,016	137,189	124,661	}	27,29,400	30,29,322	30,71,197	29,78,420	27,22,533
—Liquid . . . "	189,812	186,970	189,720	183,845	166,713						
Spirit, present in drugs, medicines, or chemicals . . . Liquid . . . "	51,376	54,610	52,095	59,226	44,888	14,57,708	16,08,511	14,87,964	18,14,934	13,00,134	
Spirit, perfumed . . . " . . . "	4,897	4,381	4,513	5,248	3,344	3,72,349	3,72,986	3,26,057	3,80,009	2,42,519	
—denatured . . . " . . . "	356,347	473,743	326,325	356,183	531,593	5,70,823	7,63,042	4,53,115	4,23,606	5,09,947	
All other sorts of spirits . . . " . . . "	2,373	7,545	5,537	9,940	5,947	1,10,785	1,53,004	1,56,706	1,71,239	1,40,490	
Total of Spirit . . . " . . . "	708,257	908,906	763,961	944,244	893,139	66,95,879	73,83,903	70,94,432	76,03,010	63,22,560	
Wines—											
Champagne and other sparkling wines . . . Gals.	10,617	10,103	12,020	10,938	7,311	2,59,145	2,64,331	2,98,303	2,84,280	1,82,418	
Port . . . "	16,272	15,698	16,412	13,832	7,910	2,17,334	2,10,507	2,06,773	1,59,996	99,119	
Still red wines, other than Port . . . "	10,473	9,254	8,892	10,046	6,013	69,004	65,533	66,868	71,429	58,002	
Sherry, Madeira, and Marsala . . . "	9,452	8,746	8,393	9,307	8,009	1,20,715	1,21,386	1,27,446	1,33,762	1,20,783	
Still white wines, other than Sherry, Madeira, and Marsala . . . "	3,140	2,368	4,534	2,634	3,761	18,949	21,490	32,056	24,185	22,315	
Other sorts, including Vermouth and Ginger wine . . . "	30,723	38,252	33,695	34,975	23,804	1,33,183	1,89,127	1,75,454	1,73,036	1,56,311	
Total of Wines . . . " . . . "	80,688	84,326	84,426	81,782	62,468	8,23,280	8,72,824	9,07,400	8,51,688	6,39,449	
Total of Liquor . . . " . . . "	1,873,234	2,125,840	1,931,126	2,202,301	2,047,558	98,41,920	1,07,20,745	1,03,98,735	1,11,09,576	93,25,262	

N.B.—Spirit denatured in Bond at the Custom House in 1926-27 35,314 54,196
 " " " " " " 1927-28 45,508 79,079
 " " " " " " 1928-29 43,231 66,367
 " " " " " " 1929-30 182,407 2,31,164
 " " " " " " 1930-31 21,196 24,296

TRADE AT CHIEF PORT
CALCUTTA

(46)

No. 12—continued
IMPORTS—continued

PRINCIPAL AND OTHER ARTICLES	QUANTITY					VALUE				
	1926-27	1927-28	1928-29	1929-30	1930-31	1926-27	1927-28	1928-29	1929-30	1930-31
BENGAL—continued						R	R	R	R	R
CALCUTTA—continued										
Machinery and millwork—										
Prime-movers (other than electrical)—										
Locomotives (excluding those for railways)—										
Oil Engines No. 14 9 19 18 18	14	9	19	18	18	98,261	48,844	75,693	71,608	69,336
Parts of Oil Engines Value	—	—	—	—	—	20,854	9,336	18,505	24,240	20,210
Steam Engines No. 55 21 19 18 27	55	21	19	18	27	5,43,627	2,07,606	1,83,641	2,08,338	2,33,479
Parts of steam engines Value	—	—	—	—	—	1,82,896	79,045	1,65,575	1,24,303	1,77,485
Railway locomotive engines and tenders and parts thereof (a) "	—	—	—	—	—	—	—	25,77,477	64,86,872	53,12,508
Others " "	—	—	—	—	—	—	—	—	11,072	—
Other than Locomotives—										
Gas Engines No. 1 2 7 7 3	1	2	7	7	3	710	1,616	4,202	17,752	238
Parts of Gas Engines Value	—	—	—	—	—	15,753	5,123	6,633	7,041	6,179
Oil Engines No. 779 876 1,004 999 674	779	876	1,004	999	674	20,72,856	21,89,740	20,24,450	17,91,902	19,07,161
Parts of Oil Engines Value	—	—	—	—	—	5,03,769	6,47,694	6,09,533	7,33,935	5,93,844
Steam Engines No. 108 116 75 74 53	108	116	75	74	53	12,58,837	14,42,123	18,95,707	9,21,013	3,33,846
Parts of steam engines Value	—	—	—	—	—	8,99,884	21,91,094	12,90,793	20,51,376	8,85,156
Others " "	—	—	—	—	—	2,528	37,530	927	2,393	9,36,111
Electrical machinery of all kinds, not including instruments, apparatus, appliances, and parts thereof—										
Control and Switch gear "	—	—	—	—	—	6,77,759	7,03,559	7,94,881	10,05,970	19,06,417
Generators, etc. "	—	—	—	—	—	26,16,018	17,40,796	22,45,035	19,08,036	25,31,910
Motors " "	—	—	—	—	—	14,22,844	15,12,547	20,77,976	18,88,731	23,50,564
Transformers " "	—	—	—	—	—	3,37,371	3,69,149	2,70,605	4,75,741	5,82,653
Turbo-generating sets " "	—	—	—	—	—	3,03,617	7,483	83,124	1,14,653	9,330
Other kinds " "	—	—	—	—	—	2,59,765	2,23,894	1,26,205	1,24,192	88,852
Machinery, not being prime-movers or electrical machinery—										
Aerated water making machinery "	—	—	—	—	—	92,533	74,630	74,704	39,801	64,757
Agricultural machinery—										
Agricultural tractors and parts " "	—	—	—	—	—	9,869	—	2,11,233	3,40,355	1,99,871
Ploughs and parts " "	—	—	—	—	—	10,526	10,022	25,664	33,779	30,493
Other sorts " "	—	—	—	—	—	—	—	—	13,534	3,601
Rollers " "	—	—	—	—	—	31,35,313	54,53,355	68,30,364	71,23,964	60,72,430
Boot and shoe manufacturing machinery " "	—	—	—	—	—	36,346	8,135	12,019	1,630	237
Leather tanning and curing machinery " "	—	—	—	—	—	25,370	23,940	33,103	67,706	60,337
Metal working machinery (excluding machine tools) " "	—	—	—	—	—	4,03,533	4,52,000	5,40,563	3,43,979	1,32,531
Mining machinery—										
Coal " "	—	—	—	—	—	6,02,236	7,72,061	6,56,734	8,02,403	7,97,256
Other sorts " "	—	—	—	—	—	5,240	959	7,959	230	47,260
Oil-crushing and refining machinery " "	—	—	—	—	—	5,33,692	6,54,947	4,64,004	6,71,968	4,30,350
Paper mill machinery " "	—	—	—	—	—	6,39,250	9,14,234	20,50,295	5,02,932	6,82,111
Refrigerating machinery " "	—	—	—	—	—	3,30,394	5,20,232	5,05,533	3,99,411	6,66,055
Rice and flour mill machinery " "	—	—	—	—	—	5,66,140	3,31,734	3,98,980	5,29,563	4,37,516
Saw mill and wood working machinery " "	—	—	—	—	—	79,160	54,360	1,72,073	3,01,933	57,570
Sewing and knitting machines and parts thereof—										
Sewing and knitting machines No. 12,030 19,394 16,723 19,117 13,022	12,030	19,394	16,723	19,117	13,022	11,71,706	20,40,592	17,32,134	20,66,936	14,40,332
Parts of sewing and knitting machines and accessories Value	—	—	—	—	—	1,53,764	1,22,059	1,68,532	1,71,153	1,34,733
Sugar machinery " "	—	—	—	—	—	5,20,342	7,14,316	16,54,119	5,44,033	12,45,079
Tea machinery " "	—	—	—	—	—	13,24,923	24,44,634	26,63,421	16,23,493	10,37,243

(a) Previous years' figures recorded under "Railway Plants and Rolling Stocks"

No. 12—continued
IMPORTS—continued

PRINCIPAL AND OTHER ARTICLES	QUANTITY					VALUE				
	1926-27	1927-28	1928-29	1929-30	1930-31	1926-27	1927-28	1928-29	1929-30	1930-31
INDIA—continued						R	R	R	R	R
CALCUTTA—continued										
Machinery and Millwork— —contd.										
Machinery, not being prime- movers or electrical machinery—contd.										
Textile machinery—										
Cotton—										
Printing	2,385	726
Cotton spinning machinery . Value	—	—	—	—	—	8,05,610	14,24,160	17,14,644	9,93,502	9,39,857
Cotton weaving machinery . "	—	—	—	—	—	5,40,869	5,79,628	6,67,229	8,48,222	6,05,585
Cotton bleaching and dyeing machinery . "	—	—	—	—	—	5,844	1,054	..	2,357	1,437
Other sorts of cotton machinery . "	—	—	—	—	—	10,810	8,812	4,620	9,201	782
Jute "	—	—	—	—	—	64,46,820	98,91,073	1,29,55,981	1,42,55,069	81,27,943
Shuttles (excluding those for sewing machines) . "	—	—	—	—	—	1,51,428	1,25,096	1,53,499	1,84,689	80,536
Wool machinery . "	—	—	—	—	—	51,452	62,779	79,441	49,480	44,472
Other sorts of textile machinery . "	—	—	—	—	—	1,46,466	1,84,584	2,02,942	2,75,769	2,47,448
Typewriters—										
Typewriters No.	4,789	6,107	7,393	5,029	5,711	8,76,094	9,40,727	10,71,900	7,20,436	7,86,583
Parts of type- writers and accessories . Value	—	—	—	—	—	98,302	98,261	69,521	2,14,771	1,83,969
Other sorts of machinery ex- cluding printing machinery "	—	—	—	—	—	1,04,88,975	1,32,84,014	1,86,81,183	1,46,81,024	1,12,27,816
Total of Machinery and Millwork "	—	—	—	—	—	4,11,04,702	5,20,60,739	6,98,03,156	6,69,29,122	5,30,72,773
Manures—										
Muriate of potash Tons	3,031	3,944	4,159	5,059	2,592	3,56,748	4,54,302	4,79,892	5,79,893	2,38,932
Nitrate of soda "	3,134	3,972	4,979	5,879	1,478	5,23,758	5,86,886	7,12,974	793,599	2,05,027
Sulphate of Ammonia "	1,438	1,453	4,265	6,079	6,346	2,44,127	2,24,744	6,53,464	8,59,098	8,03,229
Others "	7,877	10,411	13,717	15,790	10,839	6,11,271	9,26,775	11,60,926	14,90,037	8,27,554
Other kinds (ex- cluding oil-cake) "	17	..	11	6	11	3,779	40	1,832	975	1,390
Total of Manures "	15,347	19,785	27,181	32,807	21,266	17,44,678	21,92,747	30,08,988	37,24,502	21,26,132
Matches—										
Safety Gross of boxes "	981,561	453,447	180,618	97,294	22,071	10,95,597	5,17,378	1,41,607	1,04,681	19,659
Other sorts "	88,061	109,879	73,754	17,545	23,787	1,29,517	1,29,739	94,040	15,217	20,860
Total of Matches "	1,069,622	563,326	254,372	114,839	45,858	12,25,114	6,47,117	2,35,647	1,19,898	40,525
Match making mate- rials—										
Veneers for match boxes and empty boxes Lbs.	69,933	..	10,180	24,297	..	2,722
Mats and matting (except coir and rubber) Sq. Yds.	77,271	186,809	297,098	338,474	712,015	30,608	51,440	52,453	88,000	1,18,202
Metals and Ores—										
Aluminium—										
Unwrought Cwts.	463	1,327	619	773	835	33,248	89,995	41,726	47,082	54,545
Wrought—										
Circles and sheets "	30,077	41,036	40,013	63,143	50,108	27,86,875	32,22,326	31,64,247	56,81,074	40,80,899
Circles "	1,264	1,209	738	568	724	1,06,537	88,433	56,232	46,299	55,115
Sheets "	2,012	3,071	3,238	3,252	2,924	3,80,420	3,76,061	4,05,498	4,56,703	3,01,077
Other manufac- tures "	2,012	3,071	3,238	3,252	2,924	3,80,420	3,76,061	4,05,498	4,56,703	3,01,077
Total of Aluminium "	33,815	46,643	44,608	72,736	54,591	33,07,030	36,76,865	37,57,703	62,31,158	44,72,536
Antifriction metal "	2,401	3,509	3,641	3,052	2,445	2,47,759	2,48,239	2,42,038	3,19,452	1,16,901
Brass, Bronze, and similar alloys and manufactures there- of—										
Unwrought "	17,436	13,147	5,026	31	477	6,81,657	4,10,370	1,39,883	1,480	17,900
Wrought—										
Mixed or yellow metal, for sheathing "	77,254	68,454	80,740	67,742	29,341	36,21,610	30,56,237	38,02,076	36,90,517	18,69,980
Brass rods "	3,502	3,862	5,022	5,192	6,268	1,83,917	1,65,919	2,56,050	2,53,723	2,36,314
Brass sheets "	4,429	4,147	4,463	3,255	3,542	2,34,799	2,03,820	2,16,126	1,89,186	1,88,679
Brass tubes "	608	566	565	575	515	39,811	41,386	83,701	48,980	33,290
Brass wire "	2,400	2,804	1,329	2,370	1,545	1,50,942	1,51,763	73,303	1,59,579	83,013
Other sorts "	81,236	24,038	26,611	25,007	29,816	15,94,233	11,28,013	12,42,067	13,43,458	12,23,872
Total of Brass, Bronze, etc. "	186,883	117,018	124,656	104,172	71,504	63,86,969	51,52,558	57,68,204	56,79,928	31,53,554

TRADE AT CHIEF PORT
CALCUTTA

(45)

No. 12—continued

IMPORTS—continued

PRINCIPAL AND OTHER ARTICLES	QUANTITY					VALUE				
	1926-27	1927-28	1928-29	1929-30	1930-31	1926-27	1927-28	1928-29	1929-30	1930-31
BENGAL—continued						R	R	R	R	R
CALCUTTA—continued										
Metals and Ores—continued										
Copper—										
Ore . . . Tons	1	2,352
Old, for remanufacture . . . Cwts.	749	4,546	7,927	3,097	6,566	26,592	1,75,388	3,29,015	1,57,378	2,58,57
Unwrought— Tiles, ingots, cakes, bricks, and slabs	43,635	31,892	24,169	9,629	5,932	20,49,706	14,03,478	11,96,343	6,10,976	8,13,47
Other sorts	286	123	3	29,613	8,179	54
Wrought—										
Rods . . .	1,621	3,350	2,015	4,041	1,383	89,588	1,31,937	1,14,349	2,71,771	82,12
Sheets . . .	24,071	22,219	28,597	11,587	15,622	12,43,511	10,88,858	15,42,408	8,40,226	8,99,30
Tubes . . .	1,464	1,295	965	1,293	1,311	90,201	91,416	68,533	1,07,213	88,04
Wire, excluding wire of telegraph and telephone	1,118	550	461	332	1,598	70,226	32,670	28,123	24,995	75,82
Other manufactures . . .	1,613	3,791	3,841	2,632	2,623	1,63,714	2,57,254	3,01,033	2,75,075	2,29,24
Total of Copper	74,557	67,643	67,976	32,734	35,033	37,69,211	32,31,001	35,82,156	22,95,703	19,47,14
German silver (in- cluding nickel silver)	4,161	5,166	5,286	4,956	6,311	4,18,211	4,79,345	4,78,069	4,39,432	4,26,08
Iron—										
Ore . . . Tons	5	32	67
Ferro Alloys (a) Pig . . .	650	1,427	1,144	1,268	1,105	960	1,74,412	3,07,379	2,49,802	2,79,01
Manufactures—										
Angle, bolt and rod . . .	13	540	1,332	49	768	3,129	55,334	1,30,644	7,935	71,92
Bars and channels	922	1,163	1,140	1,219	1,343	2,43,026	3,30,985	3,05,561	3,49,045	2,45,05
Rice-bowls . . .	16	18	28	13	2	6,539	5,989	9,356	4,899	80
Total of Iron	1,601	3,143	3,644	2,543	4,133	4,27,133	6,99,687	6,95,363	5,32,505	6,69,23
Steel—										
Angle . . .	20,085	30,415	29,239	19,526	8,365	13,35,614	30,07,247	31,18,785	22,20,344	9,54,47
Spring . . .	1,452	204	4	7	6	2,53,721	42,049	1,945	2,162	2,94
Bars . . .	40,546	45,938	50,615	42,735	18,473	33,58,316	46,91,786	53,65,857	53,33,580	22,84,39
Cast—										
Tool, Steel—										
High speed . . .	161	22	16	47	11	3,02,009	71,238	32,105	36,112	26,41
Carbon . . .	706	3	..	3	7	3,35,002	2,255	663	3,765	3,732
Cast steel bars . . .	13	273	255	104	131	27,737	2,60,116	3,58,413	85,438	68,07
Other cast steel	..	361	335	290	37	631	2,49,309	1,87,507	1,38,489	31,20
Ingots, blooms, billets, and slabs	247	27,964	9,049	8,246	1,090	29,497	20,95,625	7,62,279	7,07,555	1,42,47
Total of Steel	63,210	105,180	89,563	70,963	23,170	66,47,617	1,04,19,675	1,03,27,554	65,37,445	35,13,703
Iron or Steel—										
Anchors and cables . . .	393	1,070	538	916	499	1,76,117	4,31,977	2,46,160	3,96,041	2,15,64
Beams, channels, pillars, girders, and bridge- work	19,006	49,625	60,660	39,092	30,004	13,47,656	54,90,232	70,36,431	45,30,127	35,74,39
Bolts and nuts	4,576	4,755	7,393	5,343	3,373	13,51,980	14,26,465	25,07,330	17,71,432	9,57,61
Fencing materials (including fencing wire)	2,426	3,060	3,260	3,543	2,653	5,56,454	6,54,759	6,33,341	7,63,074	5,40,46
Hoops and strips . . .	11,649	12,151	13,529	12,605	11,721	13,67,357	13,65,064	13,67,172	17,32,640	15,67,93
Nails, rivets, and washers	6,560	6,757	6,702	6,314	5,239	17,39,352	13,51,554	16,43,946	16,01,644	13,26,94
Old for re- manufacture	44	57	374	91	97	1,375	4,521	25,259	3,612	4,398
Pipes and fittings, cast . . .	525	832	631	355	130	1,75,036	2,35,363	2,03,147	1,67,753	1,12,95
Rails, chairs and fishplates (in- cluding those for Railways)	1,947	3,023	6,540	6,001	924	2,24,339	6,39,034	7,97,592	7,10,659	1,22,59
Protected— Rails, 30 lbs. per yard and over, and fishplates therefor . . .	1,947	3,023	6,540	6,001	924	2,24,339	6,39,034	7,97,592	7,10,659	1,22,59
Others . . .	3,473	1,292	1,195	4,310	393	3,51,041	1,16,459	1,14,594	4,62,437	40,71
Not Protected . . .	1,496	853	608	304	667	3,08,224	1,24,612	97,372	1,47,465	1,08,93
Screws . . .	1,279	1,424	1,030	1,554	537	3,37,375	3,44,730	5,93,304	3,51,021	3,24,25

(a) Opened from 1930-31;

No. 12—continued
IMPORTS—continued

PRINCIPAL AND OTHER ARTICLES	QUANTITY					VALUE				
	1926-27	1927-28	1928-29	1929-30	1930-31	1926-27	1927-28	1928-29	1929-30	1930-31
BENGAL—continued										
CALCUTTA—continued										
Metals and Ores—continued										
Iron or Steel—continued										
Sheets and plates—Galvanised—										
Corrugated Tons	156,718	157,120	156,666	110,201	48,516	4,09,08,770	3,87,82,365	3,24,61,508	2,28,44,508	88,26,603
Plain . . .	6,454	8,822	9,820	9,038	6,241	16,60,778	19,71,458	22,08,962	21,16,911	13,32,937
Tinned—										
Tin plates . . .	5,882	6,118	10,785	7,429	3,077	19,78,451	19,41,949	33,17,060	22,68,497	12,50,876
Othersorts . . .	32	55	88	69	22	16,841	28,832	15,938	40,692	12,853
Not galvanised or tinned—										
Sheets up to ½ inch thick	7,807	7,478	8,851	6,760	5,158	12,57,558	12,37,485	14,12,718	11,63,208	8,46,271
Plates over ½ inch thick . . .	15,859	20,167	23,802	19,527	7,244	18,20,324	25,60,865	28,99,271	22,60,901	8,66,027
Other sorts . . .	719	468	297	154	789	1,32,890	1,30,564	77,041	87,162	1,24,706
Total of Sheets and plates . . .	102,966	109,718	209,708	158,218	71,897	4,77,70,610	4,66,57,518	4,23,88,098	3,07,32,869	1,82,60,332
Sleepers and keys of steel and iron for Railways (a)	—	—	47,531	42,754	608	—	—	38,16,398	37,90,510	80,239
Tubes, pipes and fittings, wrought . . .	9,895	10,396	11,884	12,018	10,470	30,82,295	31,18,018	32,05,491	36,17,824	31,69,318
Wire other than Fencing wire . . .	2,336	3,584	4,185	3,425	5,517	5,16,571	7,86,010	8,67,690	7,52,512	9,62,629
nails . . .	4,028	2,991	5,870	2,764	3,744	7,37,664	5,01,816	9,83,243	5,20,373	6,52,069
Wire rope—										
Black . . .	723	1,233	1,090	1,340	1,286	4,70,844	7,25,341	5,74,656	7,28,607	6,67,894
Galvanised . . .	755	832	702	723	746	5,10,250	5,35,769	3,94,638	4,14,261	3,70,668
Other manu- factures of iron or steel . . .	11,545	18,486	12,460	11,938	5,780	38,60,076	43,35,029	43,21,610	37,23,373	18,06,190
Total of Iron or Steel . . .	276,267	324,244	309,731	306,312	156,389	6,65,34,616	7,01,84,266	7,29,46,732	5,70,48,375	2,98,66,292
Lead—										
Unwrought—										
Ore . . . Tons	58	69	43	34	44	32,306	31,301	17,327	14,474	16,834
Pig . . . Cwts.	837	442	102	190	89	9,876	9,379	3,648	3,996	1,715
Other sorts . . .	45	22	1	2	5	1,290	555	21	38	96
Wrought—										
Sheets, pipes, and tubes—										
Sheets . . .	5,467	4,670	4,195	4,081	3,236	1,36,245	1,00,807	79,122	95,157	51,372
Pipes and Tubes . . .	2,380	2,465	2,430	3,592	2,296	69,488	59,469	52,125	82,327	47,832
Sheets for tea-chests . . .	6,254	5,417	8,599	4,035	2,311	2,38,925	1,48,875	87,227	93,477	46,329
Other sorts . . .	2,358	4,219	1,869	1,908	2,865	89,964	1,19,933	46,615	69,608	69,612
Total of Lead { Tons	58	69	43	34	44	5,78,094	4,70,259	2,86,080	3,59,077	2,33,790
{ Cwts.	16,891	17,235	12,286	14,708	10,802					
Quicksilver . . . Lbs.	88,259	67,429	83,137	81,712	68,084	2,31,591	2,43,071	3,22,147	3,64,971	3,06,909
Solder . . . Cwts.	230	250	608	921	3,622	26,937	20,728	52,320	72,752	2,09,977
Tin—										
Unwrought (Blocks, ingots, bars, and slabs) . . .	33,900	41,564	32,156	35,987	32,947	63,61,774	76,74,784	59,70,777	50,22,803	33,17,247
Wrought, (including plates or sheets, not being tinned iron) . . .	21	15	27	35	4	5,239	2,522	3,700	1,634	825
Total of Tin . . .	33,921	41,579	32,183	36,022	32,951	63,67,013	76,77,306	59,74,477	50,24,437	33,18,072
Zinc or Spelter—										
Unwrought . . .	11,082	60,401	85,711	108,377	142,317	2,76,084	11,58,310	14,69,902	19,35,345	19,55,300
Wrought or manufactured . . .	102,619	25,928	18,976	25,772	12,223	26,46,317	6,74,768	4,69,459	6,32,748	2,46,891
Total of Zinc or Spelter . . .	113,651	86,329	104,687	129,149	154,540	29,22,401	18,33,078	19,39,361	25,68,093	22,02,191

(a) Transferred from Railway Plant and Rolling Stock from 1928-29.

TRADE AT CHIEF PORT
CALCUTTA

(50)

No. 12—continued
IMPORTS—continued

PRINCIPAL AND OTHER ARTICLES	QUANTITY					VALUE				
	1926-27	1927-28	1928-29	1929-30	1930-31	1926-27	1927-28	1928-29	1929-30	1930-31
						R	R	R	R	R
BENGAL—continued										
CALCUTTA—continued										
Metals and Ores—concluded										
Metals, unenumerated Cwts.	21,026	17,983	13,776	18,709	14,379	9,90,781	7,13,480	5,73,713	8,02,696	6,02,171
Ores, unenumerated . Tons	..	10	2	29	5	84	677	1,018	2,658	61
Total of Metals and Ores Value	—	—	—	—	—	9,88,55,552	10,51,55,778	10,60,11,051	9,02,93,899	6,10,34,171
Mica—										
In Blocks . . Cwts.	938	1,232	541	1,124	383	1,63,081	1,14,398	58,484	55,268	1,22,011
In Splittings . . "	100	67	430	154	106	33,627	7,600	15,061	16,472	23,071
Total of Mica "	1,128	1,299	971	1,278	554	1,96,708	1,21,998	74,305	71,725	1,45,084
Oils—										
Animal—										
Fish Oil . { Cwts. 7,300 27,327 23,505 30,140 33,224						} 1,54,354	} 5,04,165	} 1,11,233	} 5,28,159	} 5,53,743
{ Gals. 99,434 336,256 354,628 374,248 405,382										
Other kinds { Cwts. 532 562 950 97 14						} 13,538	} 9,059	} 24,228	} 2,718	} 562
{ Gals. 6,012 7,021 11,815 1,219 186										
Essential— { Lbs. 474 70 56						} 2,071	} 1,074	} 1,190	} ..	} ..
{ Gals. 51 8 6										
Natural—										
Camphor . { Lbs. 77,200 96,782 96,000 77,901 72,309						} 21,155	} 31,712	} 19,138	} 21,525	} 19,392
{ Gals. 8,373 10,879 11,768 8,672 8,029										
Cajuputi . { Lbs. 2,878 2,184 2,440 2,844 1,411						} 6,283	} 3,784	} 4,502	} 5,220	} 2,325
{ Gals. 319 244 271 317 156										
Eucalyptus . { Lbs. 1,852 3,788 1,063 3,529 4,970						} 3,446	} 4,992	} 1,982	} 5,863	} 5,243
{ Gals. 205 420 118 389 551										
Lavender . { Lbs. 25 299 .. 162 56						} 251	} 4,251	} ..	} 1,684	} 525
{ Gals. 3 32 .. 20 6										
Otto Rose . { Lbs. 2 .. 50						} 70	} 37	} 167	} ..	} ..
{ Gals. 6										
Peppermint . { Lbs. 3,554 3,104 4,042 4,345 3,859						} 31,789	} 16,767	} 23,790	} 24,466	} 19,635
{ Gals. 380 362 445 476 422										
Other sorts { Lbs. 119,967 103,378 108,258 134,321 136,500						} 5,45,093	} 4,79,491	} 4,95,649	} 7,80,358	} 5,14,313
{ Gals. 12,342 11,399 12,034 15,086 14,991										
Mineral—										
Fuel oils . Gals.	7,441,681	6,609,553	8,292,274	9,698,457	9,464,468	15,54,680	13,91,058	17,09,677	19,13,495	21,87,686
Kerosene in bulk . "	25,448,109	45,064,723	35,030,804	28,365,735	21,046,312	1,63,82,717	2,68,19,570	2,18,25,966	1,71,57,156	1,07,22,526
Kerosene in tins . "	1,643,690	606,752	783,672	1,395,010	4,293,829	18,63,357	6,53,643	8,88,522	13,07,879	34,55,886
Lubricating oils—										
Batching oils . "	14,129,477	15,283,746	16,569,033	16,036,161	13,747,493	71,73,575	76,59,173	81,13,973	87,40,666	72,07,868
Other lubricating oils . "	4,052,055	4,209,706	3,908,922	4,203,218	4,920,259	50,42,398	48,20,223	43,41,098	42,14,445	41,40,379
Petroleum dangerous, etc.(a) . "	—	—	—	1,433,915	3,228,780	—	—	—	9,41,151	20,98,502
White oil (a) . "	—	—	—	1,770,838	733,719	—	—	—	17,66,675	6,47,952
Other kinds . "	2,764,577	2,055,252	3,424,126	1,144,174	618,664	29,30,705	26,64,073	38,01,640	10,40,183	6,81,924
Total of Mineral oils . "	55,479,589	74,494,732	68,017,831	64,048,508	58,083,519	3,38,07,382	4,85,13,789	4,07,70,876	3,70,90,850	3,11,42,763
Vegetable, non-essential—										
Coconut . . "	51,053	1,153,855	2,003,967	1,491,355	1,134,041	1,37,206	29,39,939	46,25,297	30,84,760	17,02,112
Linseed . . "	2,258	2,235	2,426	1,696	1,930	6,429	7,018	6,253	5,923	6,170
Other sorts . . "	93,340	94,899	61,045	123,000	75,016	2,53,314	2,51,962	1,64,346	2,85,960	1,90,024
Total of Vegetable oils { Gals. 151,651 1,250,989 2,068,333 1,616,031 1,210,987						} 4,02,449	} 31,98,910	} 47,95,896	} 33,76,643	} 19,04,306
{ Cwts. 13,212 100,782 105,113 210,810 97,383										
Total of Oils Value	—	—	—	—	—	3,50,77,381	4,77,57,980	4,66,48,946	4,18,37,236	3,41,63,309
OE-cloth and door-cloth . Sq. Yds.	124,309	260,190	209,968	210,085	153,835	1,77,095	1,98,260	2,21,114	2,16,571	1,33,869
Opium . . Lbs.	..	24	2,299	4	8	..	1,194	52,217	82	141
Packing—Engine and boiler—of all kinds, including asbestos Value	—	—	—	—	—	2,31,010	2,34,886	1,80,374	1,68,461	1,65,035
Paints and painters' materials—										
Paints and Colours—										
Barytes . . Cwts.	25,878	9,044	10,989	26,657	10,013	87,872	35,662	34,164	80,671	26,875
Blue paint or Paris blue . . "	191	10	..	388	937	17,582	261	..	27,153	46,720
Enamels prepared . "	3,843	5,531	2,727	2,420	..	2,30,861	2,63,951	1,68,321	1,82,782	..
Graphite . . "	486	865	6,706	6,581	6,415	27,704	31,497	67,242	88,134	68,089

(a) Separately recorded from 1929-30.

No. 12—continued

IMPORTS—continued

PRINCIPAL AND OTHER ARTICLES	QUANTITY					VALUE				
	1926-27	1927-28	1928-29	1929-30	1930-31	1926-27	1927-28	1928-29	1929-30	1930-31
BENGAL—continued						R	R	R	R	R
CALCUTTA—continued										
Paints and painters' materials— <i>contd.</i>										
Paints and colours— <i>contd.</i>										
Red lead—										
Genuine, dry Cwts.	17,155	19,936	18,377	22,244	18,478	5,27,051	5,74,046	8,71,545	4,92,907	3,48,690
Reduced, dry . . .	198	60	161	68	375	5,474	1,582	8,346	1,277	3,141
White lead—										
Genuine, dry . . .	13,864	9,828	10,892	14,027	7,574	8,09,421	2,95,528	2,43,840	3,66,809	1,83,811
Reduced, dry . . .	224	100	18	33	64	5,717	2,105	255	642	1,560
Genuine, moist . . .	3,120	14,987	1,383	1,421	1,335	1,01,958	8,82,858	44,027	40,834	33,738
Reduced, moist . . .	642	93	198	97	186	16,976	1,783	3,537	1,819	4,905
Lithophone (a) Dry . . .	—	—	—	—	10,423	—	—	—	—	1,38,377
White, moist paint . . .	—	—	—	—	72	—	—	—	—	1,122
Zinc, white—										
Genuine, dry . . .	7,962	11,418	2,378	5,588	11,710	2,05,122	3,83,913	47,062	1,50,214	2,31,591
Reduced, dry . . .	46	354	46	1,219	966	938	7,193	700	20,099	15,028
Genuine, moist . . .	5,005	4,937	5,302	3,890	3,231	2,17,998	1,67,493	1,73,510	1,12,769	1,09,856
Reduced, moist . . .	2,142	2,892	2,509	1,107	1,998	44,351	54,879	47,510	18,077	34,743
Other sorts (a) . . .	90,714	110,306	128,853	142,008	..	24,64,615	26,03,816	29,20,124	30,41,817	..
White, dry . . .	—	—	—	—	14,553	—	—	—	—	82,806
Coloured, dry . . .	—	—	—	—	43,014	—	—	—	—	9,56,958
White, moist . . .	—	—	—	—	3,353	—	—	—	—	49,767
Coloured, moist . . .	—	—	—	—	28,773	—	—	—	—	10,47,094
Painters' materials (other than paints and colours)—										
Turpentine—										
Genuine turpentine	2,140	2,451	3,168	4,650	880	1,12,446	1,08,540	61,477	82,092	28,190
Turpentine substitute	193	159	89	215	217	5,377	3,122	2,002	4,223	4,589
Varnish (a) . . .	10,776	15,114	8,946	10,293	..	6,59,714	7,40,788	5,78,442	6,14,782	..
Enamels . . .	—	—	—	—	968	—	—	—	—	81,708
Lacquers . . .	—	—	—	—	87	—	—	—	—	7,409
Other kinds . . .	—	—	—	—	8,699	—	—	—	—	4,29,903
Other kinds of painters' materials . Value	—	—	—	—	—	1,84,201	2,34,298	1,68,822	1,25,500	89,533
Total of Paints and painters' materials . Value	—	—	—	—	—	54,14,498	58,96,105	49,61,535	54,58,701	39,81,711
Paper and pasteboard—										
Paper—										
Packing paper Cwts.	60,737	61,971	72,406	92,962	76,705	10,75,658	11,09,319	12,78,866	16,88,089	12,94,068
Printing paper—										
Newsprinting	141,954	110,132	54,557	116,574	118,054	20,14,632	18,61,626	7,04,461	18,28,030	15,56,211
Other sorts . . .	46,086	78,055	171,126	181,172	94,145	10,71,144	15,19,015	28,07,907	23,56,500	16,56,521
Writing paper and envelopes—										
Writing paper in large sheets	23,749	26,739	26,432	33,818	21,075	8,04,268	9,56,394	9,41,668	11,15,579	7,45,492
Note and letter paper and envelopes	1,637	1,777	1,444	1,273	957	1,52,362	1,21,664	81,581	70,491	87,804
Envelopes imported separately	1,707	2,064	2,232	4,020	3,172	1,21,520	1,43,033	1,61,669	1,77,935	1,50,846
Old Newspaper in bales and bags	109,331	152,774	175,232	234,403	233,797	5,84,813	8,01,907	8,93,829	12,59,652	11,01,972
Other kinds of paper	14,307	13,672	30,224	33,898	17,728	10,43,163	8,96,419	13,30,034	12,36,069	7,42,715
Paper manufactures	16,192	11,605	11,894	14,973	11,146	10,98,835	7,75,404	7,18,772	8,34,555	6,07,233
Pasteboard, mill-board, and cardboard of all kinds—										
Strawboards	58,998	73,525	72,883	87,436	54,484	3,95,035	4,70,626	4,85,019	6,38,553	3,83,014
Other kinds	42,330	44,423	71,174	64,043	25,745	6,97,396	7,07,985	10,77,841	9,15,907	3,90,213
Manufactures of Pasteboard, millboard and cardboard	1,718	5,726	2,210	2,458	1,518	72,487	1,36,357	63,724	1,37,895	33,266
Total of Paper, etc. Value	—	—	—	—	—	90,61,863	89,99,899	1,05,40,366	1,21,19,205	87,19,375
Paper-making materials—										
Pulp of wood Cwts.	299,386	397,617	425,476	467,567	432,597	33,98,032	40,09,631	39,48,356	42,33,399	39,97,012
Rags and other materials	146	90	361	73	71	6,930	2,872	6,055	2,716	3,104
Paraffin wax Tons	186	159	354	431	685	72,715	45,824	1,07,291	1,35,379	1,04,302
Perfumery, not being perfumed spirit . Value	—	—	—	—	—	89,176	1,16,851	90,857	66,901	61,360
Pitch, tar and Dammer—										
Coal tar and pitch Cwts.	1,251	1,359	3,024	2,918	1,211	9,119	17,941	32,716	27,333	18,123
Stockholm tar and pitch . . .	3,620	2,668	1,008	2,759	1,042	51,259	34,180	14,406	46,264	17,632
Plants, living, etc. . Value	—	—	—	—	—	—	—	—	—	—
Polishes—										
Polishes and compositions for application to leather	—	—	—	—	—	3,95,063	4,36,392	5,44,099	6,18,049	3,81,561
Polishes and compositions for application to metals, etc.	—	—	—	—	—	1,56,310	1,84,105	1,89,394	1,58,622	1,82,466
Good polish	—	—	—	—	—	16,297	11,980	15,501	19,132	8,803
Polishes, other sorts	—	—	—	—	—	1,10,199	1,07,324	1,08,661	1,54,926	1,73,424
Total of Polishes	—	—	—	—	—	6,78,669	7,39,861	8,35,555	9,81,729	6,96,254

(a) New sub-heads opened from 1930-31:

TRADE AT CHIEF PORT
CALCUTTA

(52)

No. 12—continued
IMPORTS—continued

PRINCIPAL AND OTHER ARTICLES,	QUANTITY					VALUE				
	1926-27	1927-28	1928-29	1929-30	1930-31	1926-27	1927-28	1928-29	1929-30	1930-31
BENGAL—continued										
CALCUTTA—continued										
Precious stones and Pearls unset—										
Precious stones										
Diamonds Value	—	—	—	—	—	2,68,556	3,64,751	5,32,788	9,44,210	8,36,708
Other precious stones Value	—	—	—	—	—	1,80,354	1,20,085	—	5,285	2,148
Printing and Lithographing machinery and materials (excluding paper)—										
Printing and litho- graphing presses Value	—	—	—	—	—	7,46,469	7,68,926	11,44,256	12,17,577	6,10,776
Printing type Cwts.	523	260	637	544	831	90,855	53,194	1,09,478	65,418	59,220
Printers' and Litho- graphers' ink Value	—	—	—	—	—	2,19,472	2,37,851	3,00,084	2,42,884	1,56,473
Other materials Value	—	—	—	—	—	1,22,682	1,47,076	1,55,974	2,09,094	2,09,319
Total of Printing and Litho- graphing machinery, etc.	—	—	—	—	—	11,79,478	12,07,047	17,09,792	17,34,973	10,35,788
Prints, engravings and pictures—										
Photographs and picture postcards Value	—	—	—	—	—	20,087	47,315	16,088	13,056	23,584
Others Value	—	—	—	—	—	53,025	55,716	64,592	1,41,768	30,272
Total of Prints, etc.	—	—	—	—	—	73,112	1,02,931	80,680	1,54,819	53,856
Provisions and Oilman's stores—										
Bacon and hams Cwts.	6,028	5,874	5,235	5,460	4,809	7,56,344	6,91,832	6,07,697	6,28,171	5,38,633
Biscuits and cakes	9,048	11,160	10,045	12,320	8,868	8,21,647	10,20,514	9,43,107	10,44,004	7,25,417
Butter	—	144	130	644	1,052	—	22,812	22,126	1,17,042	1,01,171
Canned and bottled provisions (not specified else- where)—										
Canned or bottled fruits	3,491	4,870	4,432	7,545	5,869	1,91,010	2,64,736	2,11,230	3,77,342	2,61,006
Tinned or canned fish	2,856	3,237	3,455	2,955	3,524	2,04,314	2,26,724	2,46,081	2,00,192	2,27,133
Vegetable products (a)	—	97,011	111,167	49,154	54,197	—	42,61,121	43,34,610	17,74,246	20,71,766
Others	150,286	35,024	36,599	33,890	33,097	60,38,827	19,17,512	10,76,731	17,34,725	17,56,120
Cheese (including canned)	3,104	3,165	2,936	3,321	3,033	3,47,084	3,37,104	3,19,653	3,34,114	2,75,041
Cocoa and chocolate	1,441	763	970	1,108	1,066	1,09,034	60,863	78,124	86,208	77,249
Confectionery (b)	—	8,268	7,583	7,700	6,364	—	7,29,111	6,85,398	5,98,642	5,09,005
Farinaceous and patent foods—										
Farinaceous foods in bulk	144,644	185,847	181,348	146,095	137,560	18,86,111	20,08,903	10,24,916	15,65,153	18,87,308
Milk foods for infants and in- valids (wholly or mainly milk)	5,689	5,436	5,941	11,145	4,404	12,15,605	9,34,685	10,33,391	13,90,456	6,52,634
Other sorts	17,533	20,227	20,609	19,198	12,105	8,63,017	10,23,143	10,04,341	9,85,536	6,44,239
Jams and jellies	3,735	4,375	3,441	4,465	3,181	1,92,996	2,11,845	1,76,313	2,26,529	1,50,293
Milk, condensed and preserved (including milk cream)	28,524	29,465	36,933	33,996	33,500	12,21,263	10,90,675	11,61,311	12,46,482	11,63,241
Pickles, chutnies, sauces, and condiments	1,498	1,731	1,642	1,103	927	1,16,948	1,33,345	1,37,113	1,01,839	77,676
Vinegar (exclud- ing bottled vinegar) Gals.	5,093	4,709	6,459	4,255	3,374	8,214	6,680	9,775	6,005	6,373
Other sorts of pro- visions—										
Others Cwts.	6,361	7,112	11,282	10,367	14,272	3,06,596	3,77,999	5,03,723	5,77,823	5,37,357
Total of Provisions and Oilman's stores Gals.	334,237	423,769	443,838	356,416	332,628	1,51,31,010	1,53,75,099	1,53,31,140	1,30,45,060	1,13,03,330
Railway plant and rolling-stock*—										
Carriages and wagons and parts thereof Value	—	—	—	—	—	63,92,532	64,33,263	—	—	—
Locomotive en- gines and ten- ders and parts thereof	—	—	—	—	—	34,07,215	15,49,396	—	—	—
Materials for con- struction—										
Bridge work Tons	1	—	—	—	—	—	—	—	—	—
Sleepers and keys of steel or iron	2,598	25	—	—	—	212	—	—	—	—
Sleepers of wood	5,410	4,369	—	—	—	2,40,532	7,359	—	—	—
Other kinds of materials	3,065	1,633	—	—	—	5,17,047	6,73,719	—	—	—
Total of Railway Plant and Rolling-stock Value	—	—	—	—	—	1,16,52,512	97,25,316	—	—	—
Total of Imports of Railway materials made by other Rail- ways or by Contractors or Mer- chants Value	—	—	—	—	—	1,16,52,512	97,25,316	—	—	—

* Discontinued from 1928-29 and shown under respective articles they are made of.
(a) Separately recorded from 1927-28.
(b) Transferred from Sugar from 1927-28.

No. 12—continued
IMPORTS—continued

PRINCIPAL AND OTHER ARTICLES	QUANTITY					VALUE				
	1926-27	1927-28	1928-29	1929-30	1930-31	1926-27	1927-28	1928-29	1929-30	1930-31
BENGAL—continued										
CALCUTTA—continued										
Rubber—						R	R	R	R	R
Raw . . . Lbs.	29,123	70,081	26,946	205,424	79,708	86,852	85,569	15,546	1,52,182	46,014
Manufactures—										
Pneumatic motor covers No.	77,735	91,150	102,682	85,906	68,519	30,40,010	37,13,233	39,46,575	35,49,674	26,33,187
" " tubes "	87,568	92,206	108,930	81,051	68,132	5,86,461	6,50,175	7,29,506	5,79,577	4,80,757
" " cycle covers "	1,386	1,396	3,970	9,959	3,185	24,304	19,962	32,599	36,748	13,651
Pneumatic motor cycle tubes "	1,985	1,850	9,184	4,241	5,179	7,632	5,349	15,809	5,709	5,756
Pneumatic cycle covers "	164,004	101,017	227,313	399,706	314,276	4,16,805	3,85,323	4,22,063	6,31,101	5,31,305
" " tubes "	213,303	231,600	371,967	483,104	363,651	2,62,860	2,87,506	3,94,700	3,57,718	3,14,666
Solid rubber tyres for motor vehicles "	2,730	3,927	3,155	1,902	1,058	3,41,846	4,59,649	3,88,080	2,27,505	1,22,459
Other manufactures except apparel, boots and shoes . Value	—	—	—	—	—	11,99,615	11,34,746	10,04,981	10,41,387	8,67,438
Total of Rubber . "	—	—	—	—	—	59,16,285	67,50,512	70,09,865	65,91,601	49,95,297
Salt . . . { Tons	414,014	485,000	465,985	496,410	553,278	89,41,272	1,26,04,173	1,08,24,820	95,15,672	82,04,755
" " Mds.	11,270,390	11,841,826	12,685,147	(b)	(b)					
Seeds—										
Oil-seeds—										
Essential . . . Tons	—	30	1	581	—	—	15,484	600	3,75,547	471
Non-essential—										
Copra or coconut kernel . "	20	6	14	110	48	8,837	2,374	1,627	46,465	19,475
Groundnut . "	—	—	—	119	—	—	—	—	29,039	—
Others . . . "	—	—	—	29	—	—	—	—	8,505	216
Other than oil-seeds . "	40	112	232	110	64	86,548	1,53,602	2,57,775	1,38,329	1,41,868
Total of seeds . "	60	148	237	940	112	95,435	1,71,060	2,60,003	5,97,685	1,62,030
Shells and Cowries—										
Cowries . . . Cwts.	2,202	2,312	1,682	1,853	622	18,311	23,858	23,840	15,742	6,673
Shells—										
Shells (chanks sankh large, etc.) . "	13,191	16,069	13,146	998	200	1,52,617	1,70,544	1,47,261	11,612	4,600
Smokers' requisites (excluding tobacco) . Value	—	—	—	—	—	2,32,665	2,01,355	1,50,997	2,18,290	99,244
Soap—										
Household and laundry soap in bars or tablets . Cwts.	33,284	34,819	31,855	38,057	25,472	11,45,739	11,87,487	11,57,428	11,80,005	8,46,305
Toilet soap . . . "	12,778	14,753	13,522	17,079	8,409	12,37,900	14,04,583	13,91,860	14,64,539	7,08,554
Other sorts . . . "	12,140	5,681	6,967	5,281	4,377	3,04,940	1,63,061	2,53,757	1,84,888	1,54,114
Total of Soap . "	58,202	55,253	52,344	55,417	38,258	26,88,579	27,55,081	27,02,845	28,29,432	17,08,973
Spices—										
Isotelouts . . . "	732,158	629,757	818,287	947,588	749,431	1,49,34,077	92,23,363	1,26,51,310	1,50,28,280	1,13,99,158
Cassialigna(a) . . . "	—	16,224	26,666	26,637	21,268	—	3,21,746	4,99,608	4,31,012	2,82,141
Cleves . . . "	7,551	17,834	14,620	16,140	12,354	4,85,541	9,91,140	8,74,941	10,71,332	8,45,969
Ginger . . . "	256	478	1,320	942	274	12,260	16,088	45,954	34,443	8,034
Nutmogs . . . "	2,552	2,396	2,573	3,724	2,024	1,97,991	1,84,776	1,45,580	1,95,967	1,78,814
Pepper . . . "	21,801	2,663	7,355	2,454	7,427	8,32,319	2,33,061	6,70,618	2,30,532	4,87,102
Other sorts . . . "	245	717	1,014	684	714	47,997	71,833	73,481	75,714	60,321
Total of Spices . "	794,563	670,669	871,835	998,210	794,092	1,65,10,179	1,10,42,007	1,49,81,682	1,70,76,280	1,32,61,539
Starch and farina—										
Starch . . . "	45,078	74,913	32,274	100,995	79,043	4,89,682	8,08,120	9,34,096	12,03,993	7,99,797
Farina and Potato flour . . . "	929	1,362	3,457	6,370	14,225	11,670	18,561	40,935	60,475	1,11,427
Sago flour (c) . . . "	—	—	—	26,426	28,171	—	—	—	2,25,400	2,08,730
Stationery (excluding paper)—										
Pencils (excluding slate pencils) . Dozens	656,804	1,184,419	1,878,571	1,517,741	1,110,081	1,05,028	2,20,270	3,21,223	2,79,680	2,07,436
Other sorts . . . Value	—	—	—	—	—	21,14,035	23,01,644	31,18,858	30,93,799	24,08,326
Sticks and whips . . . "	—	—	—	—	—	30,242	52,356	92,531	45,508	17,056
Stone and Marble—										
Stone and marble . Tons	4,091	2,578	1,791	753	266	4,19,721	2,76,559	2,64,942	97,040	46,096
Articles of stone and marble . "	604	202	133	252	154	69,731	58,333	61,921	60,224	48,454
Total of Stone and Marble . "	4,695	2,780	1,924	1,005	420	4,89,452	3,34,892	3,26,863	1,57,264	94,550

(a) Transferred from Drugs from 1927-28.

TRADE AT CHIEF PORT
CALCUTTA

(54)

No. 12—continued
IMPORTS—continued

PRINCIPAL AND OTHER ARTICLES	QUANTITY					VALUE				
	1926-27	1927-28	1928-29	1929-30	1930-31	1926-27	1927-28	1928-29	1929-30	1930-31
BENAL—continued						B	B	B	B	B
CALCUTTA—continued										
Sugar—										
Beet Sugar . . . Tons	11,193	1,080	571	6,339	40	27,82,864	2,88,786	93,665	10,49,186	4,81
Sugar, 16 Dutch Standard and above(a) . . . "	312,694	290,316	348,014	361,335	—	6,91,97,332	5,63,09,646	5,99,40,285	5,49,02,992	—
Sugar 23 Dutch Standard and above . . . "	—	—	—	—	262,801	—	—	—	—	2,90,52,72
Sugar below 23 Dutch Standard but not below 16 Dutch Standard . . . "	—	—	—	—	64,342	—	—	—	—	67,54,54
Sugar, 15 Dutch Standard and below . . . "	40	186	125	494	3,722	11,736	43,362	36,173	80,770	3,11,23
Molasses . . . "	86,479	85,922	59,922	59,474	30,764	46,65,796	33,99,408	19,25,416	18,84,843	31,03,16
Confectionery (b) . . . "	353	—	—	—	—	6,48,923	—	—	—	—
Saccharin(c) . . . Lbs.	419	—	—	—	—	2,811	—	—	—	—
Total of Sugar { Tons	410,759	377,404	408,632	427,642	411,169	7,73,07,462	5,99,86,202	6,19,95,539	5,79,23,741	3,02,26,52
Lbs.	419	—	—	—	—					
Tallow and stearine (including grease and animal fat)—										
Grease . . . Cwts.	2,544	2,550	2,765	7,022	4,724	35,778	39,386	44,294	1,16,181	67,851
Other sorts . . . "	595	1,288	4,162	6,257	9,349	20,998	39,885	1,27,990	1,85,120	2,30,831
Total of Tallow and Stearine . . . "	3,139	3,838	6,927	13,279	14,573	56,776	79,223	1,72,284	3,01,301	2,98,671
Tea—										
Black . . . Lbs.	1,098,701	2,426,851	2,828,975	2,570,180	894,574	10,03,039	22,52,499	21,28,767	17,86,034	5,50,640
Green . . . "	23,056	39,179	70,900	142,294	105,266	28,307	19,670	57,750	82,692	88,706
Total of Tea . . . "	1,121,757	2,466,030	2,899,875	2,712,474	999,840	10,31,396	22,72,169	21,86,517	18,13,726	6,39,346
Tea-chests (entire or in sections)—										
Of wood . . . Value	—	—	—	—	—	43,46,572	50,22,309	48,31,181	55,43,508	43,15,163
Telegraphs, materials for construction and accessories (excluding electrical) . . . "						3,676	145	112	..	—
Telephones materials for construction and accessories (excluding electrical) . . . "						38,066	44,844	53,308	52,688	37,303
Textiles—										
Cotton—										
Raw . . . Tons	132	..	9	67	617	1,30,156	20	14,634	1,01,444	5,76,596
Waste . . . Cwts.	..	2	103
Twist and yarn—										
Grey Nos. 1 to 10 . . . Lbs.	1,580	..	200	1,250	—	2,386	..	299	2,990	—
" " 11 to 15 . . . "	4,291	11,596	5,881	..	12,396	5,729	13,834	8,803	..	13,287
" " 16 to 20 . . . "	524,935	907,475	725,766	685,392	219,026	7,20,809	10,51,974	9,74,272	8,84,986	2,15,886
" " 21 to 25 . . . "	129,266	150,282	87,828	80,833	27,462	1,94,050	2,11,428	1,24,444	1,07,552	32,088
" " 26 to 30 . . . "	44,831	133,274	45,610	67,067	160,012	51,020	1,32,579	56,847	96,055	1,10,074
" " 31 to 40 . . . "	5,153,116	7,701,487	6,962,205	7,493,510	8,286,585	52,95,086	75,92,399	78,39,906	78,50,419	66,33,202
" " 41 to 50 . . . "	319,838	391,052	482,265	246,442	122,718	3,06,419	4,36,047	6,64,869	3,09,472	1,24,919
" " 51 to 60 . . . "	200,797	155,178	329,035	266,721	152,600	3,06,310	2,18,123	4,69,374	3,48,481	1,39,375
" " 61 to 100 . . . "	923,352	915,943	1,142,517	845,376	383,992	17,55,675	16,09,933	23,49,071	14,43,126	4,91,533
" Above No. 100 . . . "	51,827	36,134	40,191	47,840	13,485	1,47,651	1,02,513	1,20,223	1,31,107	34,255
Two-folds (doubles) . . . "	240,950	584,457	458,501	588,168	403,689	3,12,848	6,70,366	6,27,527	7,10,620	5,07,061
White (Bleached) . . . "	135,750	378,562	212,994	195,299	168,166	2,20,950	4,69,321	3,40,985	3,02,663	2,04,752
Coloured—										
Nos. 1 to 20 . . . "	..	17,810	74,151	13,954	7,341	..	24,280	1,00,440	18,693	7,081
" 21 to 25 . . . "	1,804	4,931	1,785	1,277	—	2,750	7,788	2,306	1,747	—
" 26 to 30 . . . "	..	1,040	2,431	625	59	..	2,379	2,468	1,348	85
" 31 to 40 . . . "	1,730,399	2,260,338	1,830,362	1,481,500	136,685	24,52,368	23,82,742	19,33,402	19,47,098	1,49,385
" 41 to 50 . . . "	2,400	..	4,500	25,950	5,500	3,013	..	5,062	35,198	7,010
Above No. 50 . . . "	75,900	62,614	66,730	91,826	31,543	1,82,583	1,54,622	1,40,338	1,76,325	57,456
Two-folds (doubles) . . . "	25,208	105,830	139,408	253,103	174,543	62,321	2,05,104	2,56,771	4,42,214	2,69,740
Mercurised cotton Yarn . . . "	4,633	..	9,565	27,300	107,153	10,693	..	13,315	33,548	2,47,300
Unspecified descriptions of twist and yarn . . . "	45,545	27,364	8	..	—	42,700	32,062	13	..	—
Total of Twist and Yarn . . . "	9,021,372	13,345,918	12,121,738	12,413,493	10,562,920	1,21,66,361	1,58,68,994	1,60,36,785	1,48,57,597	92,45,419

(a) New sub-heads opened from 1930-31.
(b) Transferred to Provisional from 1927-28.

No. 12—continued

IMPORTS—continued

PRINCIPAL AND OTHER ARTICLES	QUANTITY					VALUE				
	1926-27	1927-28	1928-29	1929-30	1930-31	1926-27	1927-28	1928-29	1929-30	1930-31
BENGAL—continued										
CALCUTTA—continued										
Textiles—continued										
Cotton—continued										
Manufactures—										
Blankets . . . Lbs.	8,004,851	8,037,171	1,752,484	1,447,898	1,127,082	18,80,712	17,84,578	9,03,196	7,78,368	4,79,318
Canvas . . . Yds.	206,625	299,308	810,688	175,111	223,901	2,05,860	2,42,068	2,51,628	2,13,459	2,84,526
Handkerchiefs and shawls in the piece—										
Handkerchiefs . No.	2,521,125	3,274,323	1,647,775	3,028,949	1,592,480	2,77,621	2,85,370	1,45,921	2,80,997	1,10,088
Shawls . . . "	306,119	292,879	216,016	192,030	92,304	6,10,762	5,09,012	4,47,424	3,32,691	1,61,189
Hosiery—										
Stocking and Socks Dozen pairs	464,333	441,573	543,424	492,062	389,114	9,08,627	9,19,290	9,32,649	7,67,283	5,65,650
Underwear . Dozens	1,636,604	1,878,333	1,840,372	1,802,265	1,446,514	73,44,644	59,93,857	72,45,958	72,99,329	47,24,288
Other sorts . Value	—	—	—	—	—	3,52,213	3,84,583	4,06,840	3,25,899	1,01,820
Lace and patent net . . . Yds.	367,464	432,071	531,674	537,830	252,595	2,45,138	2,88,771	3,18,375	3,17,180	1,98,008
Woolen goods—										
Grey (unbleached)—										
Plain Grey—										
Drills and Jeans . Yds.	2,722,214	2,203,089	2,228,833	2,371,277	198,237	7,77,742	6,33,775	6,50,029	6,31,004	56,213
Flannels and Flannel-ettes Jaconets, (including Madarollams, Mulls, and Cambrics) . "	—	5,023	—	2,084	6,489	..	1,315	..	1,170	1,622
Longcloth and Shirtings . . . "	34,672,013	40,094,130	32,121,189	18,507,353	2,907,520	88,29,783	92,44,114	76,35,956	27,69,098	4,20,848
Sheetings . . . "	75,808,022	107,538,267	107,344,461	142,650,220	66,938,073	1,99,00,875	2,60,57,931	2,63,39,956	3,14,78,784	1,25,87,080
T. cloth and Domestic . . . "	3,082,526	2,589,767	1,010,620	1,672,057	184,360	8,14,674	6,84,164	2,72,252	4,22,023	48,644
Unspecified descriptions . . . "	53,289	41,896	49,800	82,800	38,400	11,461	9,132	9,183	12,260	5,100
Total of Plain Grey . . . "	60,632	71,458	221,237	568,727	261,323	28,029	21,578	65,115	1,32,978	56,652
Total of Plain Grey . . . "	116,407,646	152,534,630	142,976,140	160,849,498	70,584,411	3,03,62,564	3,67,52,009	3,49,73,008	3,54,47,317	1,31,76,159
Bordered Grey—										
Chadars . . . "	1,212,738	737,428	1,037,185	925,459	292,780	3,52,954	3,01,640	2,77,420	2,53,528	65,599
Dhulis, Saris, and Scarves . . . "	449,617,578	511,139,720	460,741,461	461,137,181	158,218,890	11,30,53,542	12,13,31,545	10,74,19,114	10,23,30,122	2,25,09,543
Total Bordered Grey . . . "	450,830,311	511,877,148	461,778,596	462,062,640	158,511,676	11,34,06,496	12,15,33,194	10,76,96,534	10,26,38,650	2,86,35,142
Total of Plain and Bordered Grey . . . "	567,237,957	664,411,776	604,754,736	622,912,138	229,046,087	14,37,69,060	15,82,85,203	14,26,69,627	13,30,50,967	4,18,11,301
White (bleached)—										
Chadars . . . "	241,226	269,189	51,793	48,391	84,656	64,358	64,315	11,726	10,830	14,684
Checks, Spots, and Stripes . . . "	548,968	609,795	795,297	922,238	320,374	2,17,544	2,84,156	3,11,515	2,84,896	93,000
Dhulis, Saris, and Scarves . . . "	94,498,045	57,547,504	20,589,884	22,514,617	8,037,513	2,05,39,179	1,39,14,659	48,42,681	50,58,771	13,46,939
Drills and Jeans . . . "	1,970,264	2,611,809	1,390,427	2,297,094	1,018,489	8,13,134	9,04,646	5,10,612	8,31,974	3,78,479
Flannel and Flannel-ettes . . . "	10,072	4,090	4,700	18,800	9,400	3,896	1,955	1,075	3,330	1,760
Jaconets, Madarollams, Cambrics, and Muslins . . . "	3,543,708	3,383,257	2,105,112	3,510,216	1,140,335	16,84,813	14,82,797	8,91,364	12,82,655	3,12,127
Lawns . . . "	1,161,538	799,093	371,139	502,251	245,581	4,34,783	2,83,418	1,28,239	1,75,078	69,491
Longcloth and Shirtings . . . "	9,964,632	15,438,079	13,980,111	12,946,216	7,560,045	33,28,998	47,92,004	41,89,960	37,85,149	18,04,337
Mulls . . . "	42,831,607	48,100,031	39,890,839	33,004,121	12,609,081	1,22,00,931	1,18,60,402	63,77,209	82,59,904	24,20,753
Nainsooks . . . "	38,209,927	52,913,389	40,600,747	32,409,929	14,973,790	82,45,114	1,06,65,842	83,53,388	64,13,036	26,05,576
Sheetings . . . "	25,729	40,007	18,175	134,127	18,200	20,936	39,588	19,353	67,717	19,500
T. cloth and Domestic . . . "	..	184	43
Twills . . . "	3,485,450	5,317,201	5,264,029	4,853,951	2,241,696	14,32,926	20,41,966	20,95,160	17,04,844	5,60,390
Unspecified descriptions . . . "	2,784,036	2,252,450	1,176,741	782,344	244,262	11,21,336	9,12,786	4,13,334	2,38,535	88,677
Total of White (bleached) . . . "	100,225,202	189,376,083	126,298,994	113,984,280	49,104,112	5,01,76,112	4,72,38,612	3,11,45,627	2,31,18,614	97,22,313

TRADE AT CHIEF PORT
CALCUTTA

(56)

No. 12—continued
IMPORTS—continued

PRINCIPAL AND OTHER ARTICLES	QUANTITY					VALUE				
	1926-27	1927-28	1928-29	1929-30	1930-31	1926-27	1927-28	1928-29	1929-30	1930-31
BENGAL—continued CALCUTTA—continued Textiles—continued Cotton—continued Manufactures—continued Piece goods—continued Coloured, printed, or dyed— Printed goods— Cambrics, in- cluding Madra- pollams, Mus- lins, Mulls, and Jaconets . Yds.	1,510,536	1,576,116	645,470	718,333	660,377	3,85,693	3,77,959	1,47,704	3,04,241	1,40,282
Checks, Spots and Stripes ..	89,594	256,098	116,008	139,349	45,196	30,705	83,341	58,366	45,560	17,432
Dhatis ..	7,803	4,026
Drills and Jeans ..	1,890,767	7,102,692	7,557,044	7,595,904	5,188,800	6,05,830	20,44,378	17,58,214	18,55,970	9,63,429
Flannel and Flannelettes ..	2,249,908	4,105,449	4,217,709	1,643,229	2,023,823	7,20,231	11,73,468	10,99,687	3,90,452	3,70,887
Prints and Chintz ..	8,699,144	13,281,211	11,614,702	10,629,983	8,276,071	27,46,343	38,44,554	24,02,885	27,12,603	16,71,910
Saris and Scarves ..	15,041,937	14,771,540	9,522,362	7,509,835	6,963,818	40,98,424	43,99,738	27,86,923	20,83,336	15,74,711
Sateens ..	624,203	667,142	755,661	552,552	274,219	2,45,795	2,97,379	3,77,782	2,44,376	81,417
Shirtings ..	2,604,524	2,523,637	2,085,654	3,407,187	1,933,240	8,61,554	6,78,966	5,54,317	7,32,538	3,34,374
Twills ..	1,572,182	1,922,108	929,018	1,003,949	345,057	5,91,217	6,10,828	2,90,531	2,44,446	70,604
Unspecified descriptions ..	3,576,971	3,180,867	2,389,994	841,679	455,424	13,28,093	10,20,927	7,79,472	2,80,989	1,46,781
Total of Printed Goods ..	37,867,624	49,396,860	39,733,882	34,142,000	26,116,701	1,25,17,911	1,45,31,538	1,02,55,891	88,13,510	53,80,827
Dyed Goods— Cambrics, in- cluding Madra- pollams, etc. ..	1,563,797	2,089,504	2,239,541	2,251,669	1,726,123	3,38,820	5,50,875	6,81,892	7,16,989	4,49,222
Checks, Spots and Stripes ..	1,185,632	1,435,188	1,519,800	1,245,924	1,287,907	4,94,644	7,10,468	7,65,195	6,85,889	4,21,115
Drills and Jeans ..	141,213	128,770	246,047	636,342	1,149,279	42,663	49,184	75,022	2,20,865	2,69,770
Flannels and Flannelettes ..	648,718	460,692	435,220	659,766	959,231	1,87,583	1,24,104	1,22,589	1,67,893	1,75,842
Italian cloth and Sateens ..	2,583,738	4,149,931	4,462,625	5,199,399	2,769,731	12,04,261	17,55,209	17,44,728	18,44,742	8,80,061
Saris and Scarves ..	631,161	105,168	62,316	17,549	301,486	2,24,720	39,219	22,155	5,003	66,598
Shirtings ..	8,237,761	12,004,876	5,394,929	9,023,705	4,657,853	20,14,279	26,30,027	11,46,920	17,50,203	8,15,988
Twills ..	191,974	316,454	567,096	655,600	1,496,618	1,19,711	1,39,781	2,29,383	2,10,552	3,71,037
Unspecified de- scriptions ..	5,041,310	3,699,042	3,497,685	3,160,524	6,068,556	23,31,125	11,78,973	10,95,532	9,21,876	25,98,262
Total of Dyed Goods ..	20,875,304	24,389,625	18,425,259	22,850,478	21,016,783	69,57,306	71,77,895	58,83,416	64,73,512	60,47,895
Woven coloured goods— Cambrics, in- cluding Madra- pollams, etc. ..	940,691	2,104,770	1,586,790	1,463,368	301,972	5,47,670	10,27,697	7,61,973	5,63,298	1,34,495
Checks, Spots, and Stripes ..	1,521,509	2,665,326	4,455,627	6,497,400	2,692,304	6,68,499	14,31,177	20,28,135	23,16,084	6,65,361
Coatings and Trouserings, including Cash- meres, Seres, and Tweeds ..	3,126,676	2,109,228	2,394,921	2,236,719	667,517	18,83,577	12,94,542	14,43,176	12,19,758	2,82,079
Dhatis ..	373,529	275,790	182,722	458,051	175,815	1,17,059	99,988	79,740	1,45,466	42,053
Drills and Jeans ..	14,233,237	13,552,565	8,483,954	15,582,883	2,998,733	37,91,479	34,62,676	22,25,738	35,71,736	5,51,390
Flannel and Flannelettes ..	4,479,492	3,920,663	2,151,821	2,660,674	711,128	13,98,280	11,32,962	5,97,741	5,84,655	1,60,999
Prints and Chintz	114,278	38,603	..
Saris and Scarves ..	5,458,051	4,861,562	3,147,892	1,640,704	1,376,330	18,59,750	15,11,706	9,91,504	4,90,314	3,56,790
Shirtings ..	5,348,171	5,800,012	7,717,179	9,587,540	2,462,805	14,01,919	15,47,028	19,78,532	23,12,290	4,91,704
Twills ..	2,628,220	3,748,816	3,301,135	3,094,258	1,053,003	8,04,878	10,55,642	9,20,524	8,22,241	2,47,899
Lunris and Sarongs ..	3,864,807	2,882,948	2,921,836	3,098,542	1,352,517	22,31,156	14,57,291	13,88,873	17,48,464	5,00,129
Velvet and Velveteens ..	330,112	492,171	465,196	330,536	106,690	3,04,455	4,13,797	3,43,817	2,58,072	79,343
Unspecified de- scriptions ..	17,035,737	17,751,880	14,976,964	12,680,830	3,384,410	1,02,30,258	98,62,707	82,05,429	64,24,056	15,37,368
Total of Woven coloured piece goods ..	59,335,222	60,165,231	51,786,037	59,450,818	17,283,224	2,58,78,780	2,37,97,803	2,09,64,932	2,04,86,276	50,49,610
Total of Woven Coloured, Prin- ted or Dyed ? ..	118,078,150	132,951,716	109,944,978	116,448,296	64,410,708	4,48,54,497	4,55,06,786	3,71,04,279	3,57,78,307	1,64,78,332
Fents of all descrip- tions Fents not more than 9 yards in length (a) ..	919,791	786,534	765,537	1,758,546	..	2,32,615	2,16,133	2,10,654	4,60,150	..
Others	510,901	99,711
Total of Piece goods ..	885,461,103	988,526,109	841,764,245	855,098,270	343,500,782	24,50,93,284	25,12,46,684	21,11,30,187	20,24,38,038	6,31,80,021

(a) New sub-head opened from 1930-31.

No. 12—continued

IMPORTS—continued

PRINCIPAL AND OTHER ARTICLES	QUANTITY					VALUE				
	1926-27	1927-28	1928-29	1929-30	1930-31	1926-27	1927-28	1928-29	1929-30	1930-31
BENGAL—continued						R	R	R	R	R
CALCUTTA—continued										
Textiles—continued										
Cotton—concluded										
Manufactures—continued										
Rope Lbs.	110,836	138,493	57,929	30,486	42,406	1,35,857	1,80,415	71,669	94,925	45,034
Thread, sewing "	650,917	682,811	619,891	751,445	567,528	22,15,267	21,82,487	20,77,052	24,07,262	16,56,877
Other sorts of manufactures "	982,759	897,792	884,265	1,130,077	987,536	14,29,667	12,14,125	10,57,438	12,81,249	8,71,152
Total of Cotton manufactures Value	—	—	—	—	—	26,07,49,647	26,52,11,840	22,49,83,337	21,65,31,660	7,72,62,480
Total of Cotton goods including twist and yarn "	—	—	—	—	—	27,29,16,008	28,10,80,884	24,10,20,072	23,18,89,257	8,65,07,899
Total of Cotton raw and cotton goods including twist and yarn "	—	—	—	—	—	27,30,46,104	28,10,80,957	24,10,84,706	23,14,00,701	8,70,84,495
Flax—										
Twist and yarn Lbs.	12,081	7,068	19,220	904	16,885	12,259	8,322	22,517	1,302	19,876
Manufactures—										
Canvas Yds.	918,995	1,043,403	872,470	938,694	724,579	12,70,968	14,86,230	12,28,301	12,34,193	7,85,612
Piece goods "	57,254	48,441	64,627	44,517	29,339	69,172	50,683	52,662	32,789	82,700
Thread, sewing Lbs.	47,579	56,261	74,287	88,947	69,714	96,947	1,09,190	1,38,315	1,84,951	1,04,082
Othersorts "	205,861	256,088	286,781	291,871	142,185	3,45,855	4,61,069	4,57,524	4,57,344	2,55,442
Total of Flax manufactures Value	—	—	—	—	—	17,82,462	21,07,172	13,76,802	18,59,277	11,77,836
Total of Flax "	—	—	—	—	—	17,94,721	21,15,494	18,99,319	18,60,579	11,97,212
Haberdashery and Millinery—										
Lace and embroidery "	—	—	—	—	—	6,89,367	6,49,087	7,78,808	3,55,218	2,69,947
Towels not in the piece No.	179,779	261,814	317,962	418,620	169,804	70,967	79,031	1,15,528	91,003	36,386
Othersorts Value	—	—	—	—	—	15,19,890	15,45,676	18,90,618	13,19,017	11,16,744
Total of Haberdashery and Millinery "	—	—	—	—	—	22,80,224	22,73,794	27,84,449	17,65,238	14,23,076
Hemp—										
Raw Cwts.	20,494	34,218	31,783	30,027	19,589	9,21,980	9,29,102	7,79,110	8,82,063	4,12,975
Manufactures Value	—	—	—	—	—	1,24,096	1,24,674	21,233	53,744	58,827
Total of Hemp "	—	—	—	—	—	10,46,076	10,53,876	8,00,393	8,86,707	4,71,802
Jute—										
Raw Tons	12	27	11	17	1	5,534	3,352	4,672	5,324	752
Twist and yarn Lbs.	6,270	10,808	4,886	7,221	11,690	1,610	4,816	1,408	3,209	4,517
Manufactures—										
Canvas Yds.	14,897	70,602	10,232	33,314	40,447	23,098	1,03,640	6,698	46,371	70,316
Gunny bags No.	75,957	167,274	35,717	251,584	1,191,743	32,917	58,427	12,558	54,244	1,05,789
Gunny cloth Yds.	13,301,179	3,280	3,317,271	39,734	323,002	17,11,787	678	2,26,016	14,493	29,861
Rope and twine Cwts.	226	72	58	40	8	9,751	2,498	1,784	2,111	633
Othersorts "	5,488	3,222	6,715	3,545	2,280	75,384	1,01,632	99,630	81,956	68,868
Total of Jute manufactures Value	—	—	—	—	—	18,52,937	2,66,870	3,46,681	1,99,175	3,32,447
Total of Jute "	—	—	—	—	—	18,60,081	2,75,038	3,52,761	2,07,708	3,37,716
Silk—										
Raw Lbs.	10,947	..	44	800	5,360	1,00,000	..	294	6,315	21,991
Waste "	..	1,323	506	4,580	966
Silk yarns, nolls, and warps "	182,164	157,248	181,957	403,615	228,909	7,15,620	3,86,276	4,24,002	5,68,326	5,90,959
Manufactures—										
Goods of silk mixed with other materials Yds.	141,098	139,150	148,147	258,429	1,222,247	2,11,057	2,27,697	2,29,370	2,18,333	5,61,393
Piece goods "	319,833	567,338	631,931	1,299,964	1,830,356	6,19,574	8,85,158	8,78,905	11,04,606	13,82,492
Thread, sewing Lbs.	5,101	4,154	792	1,530	6,276	1,06,060	66,871	14,317	15,436	63,350
Othersorts "	15,918	20,278	11,885	11,266	20,882	1,60,675	1,82,611	1,19,559	70,239	76,059
Total of Silk manufactures Value	—	—	—	—	—	10,97,266	13,62,337	12,42,151	14,08,614	20,88,294
Total of Silk "	—	—	—	—	—	19,72,886	17,53,193	16,67,412	19,83,755	27,01,244

TRADE AT CHIEF PORT
CALCUTTA

(58)

No. 12—continued
IMPORTS—continued

PRINCIPAL AND OTHER ARTICLES	QUANTITY					VALUE				
	1926-27	1927-28	1928-29	1929-30	1930-31	1926-27	1927-28	1928-29	1929-30	1930-31
BENGAL—continued										
CALCUTTA—continued										
Textiles—concluded										
Wool—										
Raw . . . Lbs.	423,232	1,186,718	2,126,391	1,900,847	1,413,961	4,49,351	12,19,007	21,71,992	18,05,499	8,72,224
Yarn and knitting wool (a) . . . "	293,493	335,000	264,262	—	—	7,01,185	7,74,008	6,90,391	—	—
Worsted yarn for weaving . . . "	—	—	—	88,265	127,440	—	—	—	2,33,370	2,16,491
Knitting wool Manufactures—										
Blankets (a) . . . "	713,379	427,891	2,131,434	—	—	4,16,085	2,88,703	20,05,557	—	—
Blankets and rugs other than floor rugs . . . "	—	—	—	1,790,830	1,838,788	—	—	—	16,06,455	10,68,422
Braids . . . "	4,256	5,976	4,198	10,743	4,475	14,002	20,568	16,304	41,685	11,250
Carpets and rugs . . . "	334,905	965,753	84,532	343,654	49,648	6,66,168	13,45,312	2,83,800	4,13,384	1,06,674
Hosiery . . . "	73,743	88,948	125,248	143,354	62,221	4,16,297	4,31,413	5,02,384	6,89,582	2,51,252
Piece goods . . . Yds.	2,456,313	2,692,694	2,739,674	2,059,909	1,572,751	36,93,371	46,42,593	42,18,580	35,70,742	24,12,581
Shawls . . . No.	308,490	399,862	326,534	303,653	170,220	14,43,339	16,72,741	14,97,115	13,05,042	6,22,371
Other sorts . . . Lbs.	37,259	22,073	33,178	65,559	50,284	56,895	41,779	68,198	1,59,995	73,516
Total of Wool manufactures . . . Value	—	—	—	—	—	87,06,202	84,43,599	86,32,488	78,31,835	51,36,066
Total of Wool . . . "	—	—	—	—	—	78,56,788	1,04,36,614	1,14,94,371	1,02,07,417	64,80,874
Artificial silk—										
Artificial silk yarn . . . Lbs.	44,325	192,094	233,152	1,26,309	124,381	97,091	3,95,438	4,19,610	1,89,940	1,55,209
Piece goods of cotton and artificial silk . . . Yds.	10,494,236	13,463,831	8,059,899	9,123,972	—	68,82,791	83,27,332	48,92,987	48,84,535	—
Piece goods made entirely of artificial silk (b) . . . "	—	—	—	—	3,445,147	—	—	—	—	14,06,929
Piece goods made of Cotton and artificial silk (b) . . . "	—	—	—	—	4,876,766	—	—	—	—	18,50,578
Other sorts . . . Value	—	—	—	—	—	4,20,949	3,77,233	3,31,058	7,24,821	4,12,498
Other Textiles—										
Manufactured . . . "	—	—	—	—	—	10,379	24,378	23,989	931	1,418
Tobacco—										
Unmanufactured . . . Lbs.	3,049,070	1,904,076	3,145,156	1,924,254	251,629	20,47,292	13,66,189	27,27,445	16,73,524	2,15,650
Manufactured—										
Cigars . . . "	20,433	16,256	15,459	18,354	15,509	99,277	1,01,233	85,304	85,819	79,354
Cigarettes . . . No.	1,332,223	1,899,918	1,947,649	2,364,630	1,185,240	56,32,144	76,01,932	78,66,138	94,51,686	43,82,626
Tobacco for pipes and cigarettes . . . Lbs.	137,430	139,674	122,681	126,452	93,697	9,70,865	9,71,412	8,46,241	8,33,957	6,41,516
Other sorts . . . "	3,425	2,194	168	605	6,539	18,811	3,078	289	1,245	20,471
Total of Tobacco . . . "	4,542,581	3,962,118	5,231,313	4,434,295	1,552,674	37,68,359	1,00,43,839	1,15,25,417	1,20,96,131	53,44,610
Toilet requisites (not specified elsewhere) . . . Value	—	—	—	—	—	17,45,317	18,48,112	18,50,942	21,85,420	16,19,899
Toys and requisites for games and sports including fishing tackle—										
Toys . . . "	—	—	—	—	—	11,99,296	10,98,095	14,17,220	14,71,026	8,69,225
Requisites for games and sports (excluding firearms, etc.)—										
Playing Cards . . . "	—	—	—	—	—	5,20,065	4,14,027	2,50,619	3,25,448	3,36,230
Other sorts . . . "	—	—	—	—	—	4,74,900	4,78,515	3,99,441	4,02,228	3,38,965
Total of Toys . . . "	—	—	—	—	—	21,94,261	19,85,637	20,67,280	21,99,297	15,44,420
Umbrellas and Umbrella fittings—										
Umbrellas, complete, including parasols and sunshades . . . No.	87,020	44,439	79,885	35,704	4,536	1,93,378	97,386	1,89,355	77,627	14,788
Umbrella fittings . . . Value	—	—	—	—	—	25,74,321	32,33,483	26,97,049	20,74,425	15,90,227
Total of Umbrellas, etc. . . "	—	—	—	—	—	27,68,199	32,33,874	28,86,404	21,52,052	16,04,905

(a) New Sub-heads opened from 1929-30.
(b) " " " " 1930-31.

No. 12—continued
IMPORTS—continued

PRINCIPAL AND OTHER ARTICLES	QUANTITY					VALUE				
	1926-27	1927-28	1928-29	1929-30	1930-31	1926-27	1927-28	1928-29	1929-30	1930-31
BENGAL—continued						R	R	R	R	R
CALCUTTA—continued										
Vehicles, excluding locomotives, etc., for Railways— Carriages and carts not mechanically propelled and parts thereof (excluding Railway carriages, trucks, etc.)—										
Carriages and carts not mechanically propelled (excluding Railway carriages, trucks, etc.) No.	368	1,396	1,086	1,227	581	1,23,406	2,31,443	1,67,869	1,97,391	1,45,225
Parts of carriages and carts (excluding rubber tyres) . . . Value	—	—	—	—	—	3,36,082	3,01,539	3,32,024	3,26,193	1,85,298
Perambulators and children's go-carts . . . No.	1,683	1,789	2,397	1,803	1,612	46,230	40,868	67,588	53,085	88,449
Parts of perambulators and children's go-carts Value	—	—	—	—	—	175	529	436	444	1,033
Total of Carriages and Carts "	—	—	—	—	—	5,05,892	5,83,879	5,67,917	5,77,113	3,70,005
Cycles (other than motor cycles) and parts thereof and accessories—										
Cycles imported entire or in sections . . . No.	41,406	55,700	60,259	56,375	18,319	24,97,800	28,85,626	27,87,469	23,71,261	7,15,363
Parts of cycles and accessories (excluding rubber tyres) . . . Value	—	—	—	—	—	16,54,772	22,84,916	23,38,918	21,11,244	20,90,589
Total of Cycles, etc. . .	—	—	—	—	—	41,52,572	51,70,542	51,21,402	44,82,505	28,05,952
Mechanically propelled vehicles (excluding railway locomotives and tractors)—										
Aircraft . . . No.	..	2	..	7	2	..	21,603	..	50,794	22,223
Parts of aircraft . . . Value	—	—	—	—	—	..	20,407	39,693	4,550	43,279
Carriages and parts for Railways (a) . . .	—	—	—	—	—	—	—	35,78,300	57,27,686	29,88,378
Wagons and parts for Railways (a) . . .	—	—	—	—	—	—	—	36,74,003	38,14,937	42,78,902
Motor cabs (including taxi cabs) . . . No.	4,177	4,921	5,554	3,229	3,080	89,18,530	1,07,51,981	1,15,76,511	77,66,878	65,97,082
Motor cycles (including scooters) . . . "	741	815	583	643	483	4,24,429	4,40,203	3,23,674	3,59,490	2,68,509
Motor omnibuses, motor vans, and motor lorries . . .	1,555	1,910	2,848	2,468	1,088	31,04,723	33,38,058	42,43,188	53,82,950	22,42,109
Parts of mechanically propelled vehicles and accessories, other than of aircraft (excluding rubber tyres) . . . Value	—	—	—	—	—	25,11,696	31,52,802	30,72,123	27,84,562	23,77,839
Total of Mechanically propelled Vehicles, etc. . .	—	—	—	—	—	1,49,59,373	1,77,25,054	2,65,07,487	2,58,91,847	1,87,58,321
Ships, parts of (including Launches and boats) . . .	—	—	—	—	—	65,638	9,44,093	10,77,846	2,11,980	4,85,583
Total of Vehicles, excluding locomotives, etc., for railways . . .	—	—	—	—	—	1,96,83,475	2,44,23,068	3,32,74,652	3,11,63,445	2,24,19,861
Wax of all kinds other than paraffin wax (excluding candles) . . . Cwts.	2,764	2,284	2,980	1,269	1,929	74,383	71,898	74,864	52,208	42,125
Wood and Timber—										
Timber other than railway sleepers—										
Deal and pine wood . . . C. Tons	3,979	5,492	1,948	4,293	757	3,30,480	5,39,527	1,53,910	3,58,259	61,301
Jarrah wood . . . "	500	1,497	1,779	177	—	55,810	1,68,451	2,02,505	27,295	—
Teak wood . . . "	21	..	30	43	—	5,805	..	5,889	7,315	—
Firewood . . . Tons	301	420	556	565	592	4,430	6,301	8,347	8,466	8,063
Wood—										
Sandal . . . "	1	112	209	—
Sleepers of wood for Railways (a) . . .	—	—	398	—	—	54,235	39	..
Other kinds of wood and timber. Value	—	—	—	—	—	9,94,883	9,57,604	11,11,271	14,35,230	18,11,078
Manufactures of wood, other than furniture and cabinet-ware . . .	—	—	—	—	—	5,82,351	5,68,155	8,68,145	9,62,178	7,81,631
Total of Wood and Timber . . .	—	—	—	—	—	19,73,709	22,35,038	26,04,504	27,93,931	26,62,973
Total articles not specified . . .	—	—	—	—	—	1,02,52,150	1,05,33,449	1,12,59,033	1,04,50,667	91,36,360

(a) Recorded under Railway plant and rolling stock, prior to 1928-29.

TRADE AT CHIEF PORT
CALCUTTA

(60)

No. 12—continued
IMPORTS—continued

PRINCIPAL AND OTHER ARTICLES	QUANTITY					VALUE				
	1926-27	1927-28	1928-29	1929-30	1930-31	1926-27	1927-28	1928-29	1929-30	1930-31
BENGAL—continued						R	R	R	R	R
CALCUTTA—continued										
All other articles of merchandise—										
Unmanufactured . Value	—	—	—	—	—	82,184	61,282	1,01,507	77,314	27,10
Manufactured . "	—	—	—	—	—	5,68,257	7,00,071	6,69,969	6,55,478	3,39,68
Total of all other articles . "	—	—	—	—	—	6,45,391	7,61,353	7,71,476	7,32,787	3,66,88
GRAND TOTAL IMPORTS . "	—	—	—	—	—	80,02,79,196	83,59,24,734	86,65,93,204	81,30,75,265	49,86,17,41

GOVERNMENT STORES

PRINCIPAL AND OTHER ARTICLES	QUANTITY					VALUE				
	1926-27	1927-28	1928-29	1929-30	1930-31	1926-27	1927-28	1928-29	1929-30	1930-31
Apparel (including drapery, uniforms, accoutrements, but excluding hose and boots and shoes) Value	—	—	—	—	—	3,36,841	2,43,007	2,07,009	2,12,981	1,00,52
Arms, ammunition, and military stores—										
Fire-arms and parts thereof . "	—	—	—	—	—	4,41,181	9,40,772	20,91,814	15,65,491	13,08,106
Other sorts . "	—	—	—	—	—	51,331	157	3,39,471	1,36,056	1,04,701
Total of Arms, etc. "	—	—	—	—	—	4,92,512	9,40,929	24,30,785	17,01,547	14,12,806
Books, printed, and printed matter (not being stationery) including maps and charts . "	—	—	—	—	—	90,705	1,33,729	2,10,520	2,34,545	1,80,186
Building and Engineering materials, other than of iron, steel, or wood—										
Bricks and tiles—										
Fire bricks . No.	40,333	58,140	..	6,300	630	10,321	19,127	..	23,913	802
Other bricks . "	6,189	10,291
Other sorts (including pipes of earthenware) Value	—	—	—	—	—	10,908	1,971	1,426	3,186	454
Total of Building, etc. "	—	—	—	—	—	31,720	21,098	1,426	27,049	1,256
Chemicals . "	—	—	—	—	—	1,53,501	1,14,284	1,64,097	1,33,050	1,23,799
Drugs, Medicines, and Narcotics—										
Drugs—										
Cinchona bark . Lbs.	69,494	155,569	65,830	24,268	72,327	57,049
Quinine salts—										
Quinine hydrochloride or dihydrochloride . "	37	4	12	11	31	1,244	396	524	368	588
Others . "	..	11	12	6	18	..	288	347	246	358
Other sorts of drugs Value	—	—	—	—	—	66,225	47,956	30,684	20,460	37,081
Medicines and narcotics . "	—	—	—	—	—	16	894	2,495
Total of Drugs, etc. "	—	—	—	—	—	91,787	1,21,462	88,680	30,968	40,520
Earthenware and Porcelain—										
Earthenware including pipes . Value	—	—	—	—	—	6,420	12,306	2,071	10,356	8,21
Porcelain . "	—	—	—	—	—	1,863	15,123	9,495	20,773	15,609

No. 12—continued

IMPORTS—continued

GOVERNMENT STORES—continued

PRINCIPAL AND OTHER ARTICLES	QUANTITY					VALUE				
	1926-27	1927-28	1928-29	1929-30	1930-31	1926-27	1927-28	1928-29	1929-30	1930-31
BENGAL—continued						R	R	R	R	R
CALCUTTA—continued										
Glass and Glassware . Value	—	—	—	—	—	1,16,697	71,616	65,956	73,811	81,680
Hardware and Outlay including agricultural implements and plated ware . "	—	—	—	—	—	4,56,958	4,67,686	5,72,781	1,98,326	1,77,207
Instruments, Apparatus, and Appliances, and parts thereof . "	—	—	—	—	—	16,03,008	12,16,330	10,11,778	7,37,886	6,16,407
Leather—Unwrought . Cwts.	—	4	3	1	9	226	3,584	1,623	1,076	3,810
Manufactures—Saddlery and harness Value	—	—	—	—	—	311	36	—	—	—
Other sorts (excluding boots and shoes) . "	—	—	—	—	—	4,689	6,821	17,565	19,832	10,460
Total of Leather . "	—	—	—	—	—	5,226	9,941	19,128	20,908	14,270
Machinery and Mill-work—										
Locomotive engines and parts thereof for railways (a) . "	—	—	—	—	—	—	—	45,27,060	90,18,723	62,95,030
Steam-engines and parts (other than locomotives) . "	—	—	—	—	—	4,015	23	—	30,560	15,478
Other sorts of machinery . "	—	—	—	—	—	27,84,213	11,96,601	33,11,236	63,86,455	20,24,660
Total of Machinery, etc. . "	—	—	—	—	—	27,88,228	11,96,624	78,38,296	1,54,36,738	83,35,163
Metals and Ores—										
Brass, Bronze and similar alloys and manufactures thereof—										
Wrought . Cwts.	311	633	45	33	30	16,443	27,685	3,278	2,307	1,974
Copper—										
Unwrought . "	24,514	34,007	20,004	26,014	12,002	11,01,403	14,14,251	9,05,059	14,43,165	4,26,087
Wrought . "	9,867	9,807	1,547	382	7,849	5,38,341	4,44,523	1,02,207	15,969	3,40,749
Total of Copper . "	34,381	43,814	21,551	25,396	19,851	16,39,744	18,58,774	10,07,266	14,59,134	7,66,836
Iron—										
Pig . Tons	215	7,034	3,140	1,599	..	27,492	5,33,972	2,16,927	1,16,712	..
Manufactures—										
Angle and tee, bolt, and rod . "	37	48	22	60	..	15,973	10,769	2,020	6,545	..
Bars and channels . "	582	90	72	24	..	1,98,786	27,390	19,346	7,627	173
Total of Iron . "	834	7,172	3,234	1,673	..	2,42,251	5,72,131	2,38,293	1,30,884	173
Steel—										
Bars and channels . "	796	818	847	217	818	1,01,394	1,42,597	1,16,290	44,228	73,000
Cast . "	479	85	497	9	..	1,63,267	27,910	72,343	9,975	2,018
Total of Steel . "	1,275	903	1,344	226	818	2,64,661	1,70,507	1,88,633	54,203	75,108
Iron or Steel—										
Anchors and cables . "	4	85	7	3,292	47,227	3,022
Hoops and strips . "	31	62	16	24	15	5,674	14,455	4,023	7,367	2,244
Nails, screws, rivets, and washers . "	65	144	171	44	..	31,367	26,996	34,257	11,676	448
Rolls and fish-plates of steel or iron . "	257	10,119	22	2,097	7	42,614	11,50,123	3,854	2,53,927	1,300
Sheets and plates (including galvanized and tinned plates) . "	1,698	586	84	10	89	3,75,813	93,755	20,575	4,150	13,550
Wire . "	1,010	1,875	690	358	..	1,73,097	3,11,655	1,42,139	66,695	1,326
Other manufactures of iron or steel . "	6,993	5,725	7,796	2,061	423	17,12,769	11,93,166	14,92,505	4,61,987	98,112
Total of Iron or Steel . "	10,058	18,596	3,779	4,594	541	23,49,623	23,37,382	16,97,353	8,05,753	1,19,902
Lead—										
Pig . Cwts.	3,950	82,369
Other sorts . "	175	10	1	12	..	4,372	186	175	233	..
Total of lead . "	4,125	10	1	12	..	86,741	186	175	233	..

(a) Recorded under Railway plant and rolling stock prior to 1928-29.

TRADE AT CHIEF PORT
CALCUTTA

(62)

No. 12—continued
IMPORTS—continued

GOVERNMENT STORES—continued

PRINCIPAL AND OTHER ARTICLES	QUANTITY					VALUE				
	1926-27	1927-28	1928-29	1929-30	1930-31	1926-27	1927-28	1928-29	1929-30	1930-31
BENGAL—continued										
CALCUTTA—continued										
Metals and Ores—continued										
Unwrought (blocks, ingots, bars and slabs) . Cwts.	1,751	5,614	1,071	5,370	3,467	3,41,105	11,28,398	1,64,458	6,75,809	8,20,914
Zinc or Spelter—										
Wrought or manufactured . . . "	33,753	1,030	675	3	2,040	8,47,481	26,255	21,582	280	28,664
Metals and ores, unenumerated . . . "	557	14,055	718	7,170	6,724	24,583	8,14,637	80,770	1,92,716	1,04,660
Total of Metals and Ores Value	—	—	—	—	—	58,12,636	69,85,955	33,51,898	88,20,804	14,15,231
Paper and Pasteboard—										
Paper—										
Printing paper . Cwts.	7,165	880	1,019	982	1,638	1,91,084	38,901	57,900	41,131	1,00,307
Writing paper and envelopes . . . "	1,286	1,444	1,941	2,619	4,484	71,890	1,13,282	1,33,699	1,44,061	1,78,039
Other kinds of paper . . . "	11,720	5,688	8,516	5,773	11,193	2,38,001	1,47,326	2,46,489	2,17,768	1,94,496
Pasteboard, mill-board, and cardboard of all kinds . . . "	3,660	..	11	67	106	31,482	..	1,449	1,185	3,510
Total of Paper, etc. .	23,831	8,021	11,487	9,421	17,441	5,32,407	2,99,509	4,39,537	4,04,065	4,71,351
Printing and lithographing materials (excluding paper) . Value	—	—	—	—	—	2,12,834	2,19,408	1,36,725	54,628	44,662
Railway plant and rolling-stock—										
Carriages and wagons and parts thereof—										
Carriages and parts thereof Value	—	—	—	—	—	1,04,42,168	82,87,581	—	—	—
Wagons and parts thereof . . . "	—	—	—	—	—	18,19,740	9,65,968	—	—	—
Locomotive engines and tenders and parts thereof . . . "	—	—	—	—	—	10,03,809	33,29,279	—	—	—
Materials for construction—										
Sleepers and keys of iron or steel Tons	6	7,901	—	—	—	1,991	8,68,773	—	—	—
Other sorts . . . "	468	779	—	—	—	2,48,709	2,31,200	—	—	—
Total of Railway plant, etc. Value	—	—	—	—	—	1,30,16,417	1,86,82,751	—	—	—
Stationery (excluding paper) . . . "	—	—	—	—	—	10,62,745	11,88,111	1,63,844	1,34,493	1,24,695
Telegraphs, materials for construction of . . . "	—	—	—	—	—	2,586	45,302	76,576	4,521	67
Textiles—										
Cotton—										
Manufactures—										
Piecegoods—										
Grey (unbleached) Yds.	..	11,088	..	4,470	8,221	..	3,485	..
White (bleached) . . . "	1,172	20,515	6,884	12,486	43,392	1,319	10,762	4,081	2,308	5,322
Coloured, printed, or dyed . . . "	1,162,451	268,811	353,799	94,910	537,790	5,20,102	2,39,499	2,61,039	93,988	2,02,950
Other sorts of manufactures (including handkerchiefs and shawl in the piece) . Value	—	—	—	—	—	8,21,967	2,46,154	1,36,321	95,406	96,123
Total of Cotton manufactures . . .	—	—	—	—	—	13,48,477	5,04,685	4,01,441	1,05,627	8,04,398

* Discontinued from 1928-29 and shown under respective articles they are made of.

No. 12—continued

IMPORTS—concluded

GOVERNMENT STORES—concluded

PRINCIPAL AND OTHER ARTICLES	QUANTITY					VALUE				
	1926-27	1927-28	1928-29	1929-30	1930-31	1926-27	1927-28	1928-29	1929-30	1930-31
BENGAL—continued						R	R	R	R	R
CALCUTTA—continued										
Textiles—continued										
Flax—										
Manufactures—										
Canvas . . . Yards	435,779	384,877	237,959	195,261	423,382	6,46,075	5,17,121	4,35,183	3,05,160	6,01,922
Piece goods . . . "	68,826	161,705	73,439	50,113	51,565	45,299	1,03,346	42,219	41,026	27,147
Other sorts (including bags and sacks) . . . Value	—	—	—	—	—	53,090	18,065	63,591	17,166	9,952
Total of Flax manufactures . . . "	—	—	—	—	—	7,44,464	6,38,532	5,40,993	3,63,352	6,59,014
Wool—										
Manufactures—										
Piece goods . . . Yards	785,839	1,402,584	499,952	813,571	324,465	19,02,958	23,92,014	9,13,143	11,23,964	4,65,087
Other sorts . . . Lbs.	24,751	28,422	9,774	3,334	3,873	48,596	51,120	23,845	13,187	38,024
Total of Wool manufactures . . . Value	—	—	—	—	—	19,51,554	29,43,134	9,36,988	11,42,151	5,03,111
Vehicles, excluding locomotives, etc., for railways—										
Carriages and carts (excluding railway carriages) and parts thereof . . . Value	—	—	—	—	—	21,925	1,20,433	10,484	1,713	3,876
Carriages and parts thereof for railways (a) . . . "	—	—	—	—	—	—	—	17,39,543	12,46,750	8,22,805
Wagons and parts thereof for railways (a) . . . "	—	—	—	—	—	—	—	8,14,097	7,54,629	97,792
Ships, parts (including Launches and Boats) . . . "	—	—	—	—	—	6,461
Other sorts . . . "	—	—	—	—	—	146	4,432
Total of Principal Stores . . . "	—	—	—	—	—	3,08,31,824	3,11,42,300	2,12,94,082	2,64,69,702	1,56,40,432
All other articles—										
Unmanufactured . . . "	—	—	—	—	—	14,88,716	16,01,875	21,39,581	14,02,154	12,52,831
Manufactured . . . "	—	—	—	—	—	11,26,898	8,61,323	5,05,497	4,43,988	4,32,406
GRAND TOTAL OF GOVERNMENT STORES . . . "	—	—	—	—	—	3,34,47,438	3,36,04,998	2,39,39,110	2,83,15,904	1,73,25,669

EXPORTS

INDIAN MERCHANDISE

PRINCIPAL AND OTHER ARTICLES	QUANTITY					VALUE				
	1926-27	1927-28	1928-29	1929-30	1930-31	1926-27	1927-28	1928-29	1929-30	1930-31
BENGAL—						R	R	R	R	R
CALCUTTA—										
Animals, living—										
Cattle (excluding sheep and goats). No.	322	282	204	121	147	38,058	37,573	36,955	20,975	23,405
Horses . . . "	10	10	..	18,780	15,500	..
Sheep and goats . . . "	50,105	44,255	47,956	42,749	28,625	6,24,692	5,71,560	5,96,863	5,58,710	3,67,550
Other kinds . . . "	26,608	93,037	66,476	36,781	29,944	85,257	1,17,829	91,277	70,599	73,323
Total of Animals, living . . . "	77,045	137,574	114,636	79,721	58,716	7,67,682	7,26,962	7,25,095	6,74,784	4,64,283
Apparel (excluding hosiery and boots and shoes)—										
Apparel (including drapery, uniforms, and accoutrements) . . . Value	—	—	—	—	—	17,23,850	18,66,055	13,80,312	20,70,997	13,48,139
Art. works of . . . "	—	—	—	—	—	10,337	11,917	11,245	18,979	1,07,070
Books, printed, and printed matter (not being stationery) including maps and charts . . . Cwts.	176	246	315	3,278	1,223	44,086	53,796	78,659	1,38,544	79,069
Boots and shoes . . . Pairs	38,018	68,711	62,437	74,400	50,501	91,165	1,50,172	1,54,447	1,75,514	1,27,321
Bristles . . . Cwts.	1,339	1,542	1,346	1,145	704	6,73,691	7,33,483	6,59,016	5,53,424	2,98,251

(a) Recorded under Railway plant and rolling stock prior to 1928-29.

INDIAN MERCHANDISE—continued

PRINCIPAL AND OTHER ARTICLES	QUANTITY					VALUE				
	1926-27	1927-28	1928-29	1929-30	1930-31	1926-27	1927-28	1928-29	1929-30	1930-31
						R	R	R	R	R
BENGAL—continued										
CALCUTTA—continued										
Building and Engineering materials, other than of iron, steel or wood— Value	—	—	—	—	—	30,248	30,060	34,260	32,080	40,511
Canes and Battans . Cwts.	886	21,853
Chemicals and chemical preparations (excluding chemical manures and medicines)— Potassium compounds—										
Saltpetre . . Cwts.	95,122	86,441	90,285	65,453	68,253	11,28,189	9,70,350	9,64,922	6,60,524	5,71,475
Other sorts . . "	1,000	8,500
Soda compounds—										
Borax . . . "	1,744	1,174	1,422	1,750	837	42,870	33,322	50,153	32,003	16,006
Other sorts . . "	40	64	3	..	1	440	700	286	..	24
Other sorts of chemicals . Value	—	—	—	—	—	27,508	23,452	71,499	71,535	31,050
Total of Chemicals, etc. . "	—	—	—	—	—	11,00,097	10,41,833	10,60,765	7,64,762	6,27,055
Coal and coke—										
Coal . . . Tons	640,527	631,115	638,774	685,063	427,011	80,33,466	75,71,799	71,31,948	71,50,108	48,99,010
Coke . . . "	1,611	3,021	2,472	2,262	1,427	36,827	64,773	49,920	39,475	25,573
Total of Coal and Coke . "	642,138	634,136	641,246	687,325	429,338	80,70,293	76,36,572	71,81,868	71,95,583	49,24,583
Coir . . . "	74	125	71	189	118	33,932	60,315	36,042	62,099	28,048
Cordage and rope of vegetable fibre (excluding jute and cotton) . Cwts.	38,802	32,280	35,317	31,426	22,475	13,17,241	10,32,734	10,09,638	9,15,666	617,039
Drugs and Medicines (excluding chemicals and narcotics)—										
Nux Vomica (Strychnia) . "	18,112	20,678	11,501	14,247	6,596	1,04,337	1,15,144	78,909	1,01,502	42,134
Other sorts . . Value	—	—	—	—	—	17,13,025	12,48,545	18,67,153	21,54,890	1,83,091
Total of Drugs, etc. . "	—	—	—	—	—	18,17,362	13,63,689	19,46,152	22,56,452	2,25,225
Dyeing and Tanning Substances—										
Cutch and Gambler Cwts.	6,350	5,154	7,298	5,198	5,500	1,44,151	93,833	1,31,730	95,954	92,663
Indigo . . . "	952	1,368	628	537	558	2,35,456	4,06,044	1,73,312	1,64,672	1,66,416
Myrobalans . . . "	506,649	964,361	665,034	459,057	451,437	37,37,376	66,22,849	45,81,062	33,44,394	32,59,903
Myrobalan Extracts . "	38,156	59,594	40,258	25,395	10,165	4,33,347	3,23,567	7,44,063	3,33,418	1,29,935
Safflower . . . "	4,566	1,900	1,546	1,692	1,329	1,46,363	47,293	35,059	37,520	35,463
Turmeric . . . "	2,593	2,739	2,473	1,427	2,061	32,892	37,890	42,441	24,952	29,302
Other sorts (including lac-dye) . . "	3,242	5,612	2,137	2,297	1,274	26,790	44,457	34,668	14,338	7,846
Total of Dyeing, etc. . "	562,508	1,041,223	728,379	495,603	472,384	43,56,384	80,75,033	57,42,366	40,15,304	37,21,518
Earthenware and Porcelain (including pipes of earthenware) . Value	—	—	—	—	—	6,037	15,060	5,323	22,500	40,455
Fibre for brushes and brooms . . . Tons	2,143	46	36,000	12,850
Fish (excluding Canned Fish) . . . Cwts.	290	254	373	340	223	15,311	13,247	14,935	21,225	11,637
Fodder, Bran, and Pollards (excluding oil-cake)—										
Other sorts of bran and pollards . . . Tons	3,311	3,354	2,947	3,410	1,097	3,58,542	3,34,410	3,21,916	3,35,529	1,48,740
Other sorts of fodder . . "	1,720	1,958	2,439	2,320	820	1,21,424	1,34,433	1,08,335	1,38,788	97,352
Total of Fodder, etc. . "	5,031	5,312	5,386	5,730	2,517	4,79,966	5,18,548	4,30,291	4,74,317	2,46,092

No. 12—continued

EXPORTS—continued

INDIAN MERCHANDISE—continued

PRINCIPAL AND OTHER ARTICLES	QUANTITY					VALUE				
	1926-27	1927-28	1928-29	1929-30	1930-31	1926-27	1927-28	1928-29	1929-30	1930-31
BENGAL—continued										
CALCUTTA—continued										
Fruits and Vegetables—										
Fresh fruits and vegetables—										
Fresh fruits Value	—	—	—	—	—	9,879	15,082	9,824	16,691	3,623
Fresh Vegetables of all kinds	—	—	—	—	—	95,342	57,731	86,817	12,290	33,972
Fruits and vegetables: dried, salted or preserved, all sorts Tons	8,787	2,509	3,229	3,199	1,942	7,14,078	5,24,963	6,78,667	5,21,000	2,56,460
Total of Fruits and Vegetables Value	—	—	—	—	—	8,19,294	5,97,721	7,75,318	5,49,931	2,96,045
Furniture and Cabinet ware	—	—	—	—	—	—	20,584	14,076	14,928	10,542
Grain, Pulse and Flour—										
Barley Tons	256	1,962	7,064	60	4	47,747	2,21,507	7,49,763	10,138	841
Jowar and Bajra	49	3	1	1	1,152	5,892	666	192	156	60,705
Maise	19	12	10	9	12	3,249	2,755	2,611	2,449	22,439
Oats	710	642	729	368	54	1,35,977	1,23,819	1,18,760	71,142	9,040
Pulse—										
Beans	—	1	—	1	—	—	350	—	612	60
Gram	251	280	174	346	317	45,913	41,100	86,062	53,396	43,797
Lentils	5,395	6,491	2,162	4,468	4,875	8,96,633	9,58,437	3,85,934	7,72,793	5,32,904
Pulse, other sorts	41,540	39,046	23,533	26,035	26,444	67,62,574	64,11,661	49,55,110	43,26,372	33,89,631
Rice in the husk	2	8	3	6	51	218	1,154	366	788	4,197
Rice, not in the husk	109,189	126,823	106,834	120,021	118,855	2,37,31,873	2,77,07,137	2,27,17,436	2,39,07,258	1,88,37,541
Wheat	785	421	1,528	117	137	1,69,997	83,760	2,36,210	20,784	19,606
Wheat flour	2,310	2,065	2,058	2,613	2,631	4,93,462	4,08,145	4,16,001	4,96,243	3,37,390
Other sorts	16	24	2	1	1	2,673	4,323	390	336	260
Total of Grain, etc.	160,522	177,789	149,148	154,046	154,538	3,23,01,263	3,59,64,314	2,91,16,335	3,01,67,463	2,34,33,461
Gums and Resins—										
Rosin Cwts.	11,752	3,107	6,135	4,078	615	2,03,787	49,775	35,359	56,773	8,695
Other sorts	294	1,225	100	123	104	6,972	21,043	3,382	9,335	4,908
Total of Gums and Resins	12,046	4,332	6,235	4,201	719	2,10,759	70,818	38,741	66,108	13,603
Hardware and Cutlery (including plated ware) Value	—	—	—	—	—	1,26,390	73,614	2,85,726	1,96,320	2,95,780
Hides and Skins, raw—										
Hides, raw—										
Buffalo hides	Tons 3,610	6,376	5,043	3,130	3,065	27,76,979	42,72,977	39,85,007	30,21,790	24,08,685
—No. —537,602	—897,502	—634,350	—484,920	—432,303						
Cow	Tons 18,099	22,548	18,862	14,768	12,126	1,75,70,560	2,17,73,838	2,00,75,628	1,65,35,743	1,01,91,687
—No. —4,487,602	—5,423,782	—4,539,993	—3,627,907	—3,016,412						
Buffalo calf skins	Tons 6	—	2	—	—	6,831	—	2,148	—	—
—No. —2,470	—	—1,200	—	—						
Cow calf skins	Tons 6	4	38	37	12	6,325	4,820	44,616	42,465	10,738
—No. —5,300	—6,342	—33,602	—32,330	—13,700						
Other hides	Tons 5	4	6	—	—	4,422	3,690	5,926	—	—
—No. —1,016	—827	—1,132	—	—						
Total of Hides, raw	Tons 21,726	28,932	23,951	17,935	15,203	2,03,65,167	2,60,55,325	2,41,18,323	1,95,99,998	1,26,11,110
—No. —4,933,990	—6,323,453	—5,260,277	—4,145,687	—3,462,915						

TRADE AT CHIEF PORT
CALCUTTA

(66)

No. 12—continued
EXPORTS—continued

INDIAN MERCHANDISE—continued

PRINCIPAL AND OTHER ARTICLES	QUANTITY					VALUE				
	1926-27	1927-28	1928-29	1929-30	1930-31	1926-27	1927-28	1928-29	1929-30	1930-31
BENGAL—continued										
CALCUTTA—continued										
Hides and Skins, raw—continued										
Skins, raw—										
Goat skins	Tons 8,365	9,144	9,826	7,006	6,892	} 2,55,49,486	} 2,84,53,633	} 2,98,21,945	} 2,34,70,383	} 1,91,52,132
	=No. -13,444,612	-14,356,358	-14,744,548	-12,040,847	-11,029,032					
Sheep skins	Tons ..	54	113	107	..	} 6,040	} 70,434	} 1,58,526	} 1,35,797	} 2,729
	=No. -6,208	-76,100	-175,345	-141,232	2,793					
Other skins	Tons 183	225	377	375	193	} 23,06,758	} 30,91,205	} 27,40,363	} 47,43,613	} 13,30,236
	=No. -1,428,003	-1,898,970	-1,991,072	-2,688,955	-1,107,200					
Total of Skins, raw	Tons 8,548	9,423	10,316	7,488	7,085	} 2,78,63,184	} 3,16,15,272	} 3,27,20,834	} 2,83,55,793	} 2,04,55,066
	=No. -14,878,818	-16,331,428	-16,910,965	-14,871,084	-12,139,309					
Cuttings of hides and skins (raw)	Tons 1,247	1,356	1,872	1,650	1,042	1,70,609	2,18,626	2,68,026	2,69,797	1,62,694
Total of Hides and Skins, raw	131,521	30,711	36,139	27,073	23,330	4,83,99,050	5,78,80,223	5,71,02,183	4,82,25,586	3,32,58,900
Horns, tips and pieces of horn	Cwts. 9,932	12,742	11,298	12,301	7,766	2,07,675	2,76,136	2,46,510	2,41,234	1,39,811
Instruments, Apparatus, and Appliances, and parts thereof—										
Musical	Value —	—	—	—	—	12,76,603	13,35,128	6,36,367	7,02,218	4,37,698
Other kinds	—	—	—	—	—	3,189	6,327	86,577	1,90,000	29,416
Total of Instruments, etc.	—	—	—	—	—	12,79,792	13,41,455	7,22,944	9,82,218	4,67,114
Ivory, unmanufactured Lbs.	612	50	40	..	25	1,784	850	800	..	3,000
— manufactured . Value	—	—	—	—	—	1,000	90	5,166	9,425	186
Jewellery (excluding imitation jewellery, and precious stones and pearls, unset), also plate of gold and silver—										
Jewellery	Value —	—	—	—	—	25,285	6,180	8,670	18,151	19,089
Kapok	Cwts. 28,539	25,678	24,068	22,625	12,797	19,51,116	16,32,602	11,61,289	10,50,524	4,65,823
Lac—										
Button	Cwts. 20,626	18,042	24,714	24,176	23,076	21,77,139	23,30,245	34,40,868	30,12,077	17,22,321
Seed	88,076	51,163	85,192	62,474	1,03,361	71,44,593	64,28,433	93,46,101	62,91,837	54,88,995
Shell	424,893	404,259	530,647	498,215	366,413	4,32,39,913	5,68,45,795	6,81,52,121	5,67,91,480	2,28,64,291
Stick	2,549	3,975	12,519	3,561	3,385	1,60,765	3,82,664	11,24,089	2,80,450	1,53,560
Other kinds (excluding lac-dye)	49,405	56,870	67,731	70,485	45,984	15,72,180	26,16,609	26,73,254	24,48,599	8,21,138
Total of Lac	585,548	534,309	721,803	658,910	542,819	5,42,94,670	6,91,12,746	8,47,36,373	6,88,24,443	3,10,50,300
Leather—										
Hides tanned or dressed—										
Buffalo hides	Tons 3	} 4,399	} 416	} ..	} ..	} ..
	=No. -279	-39					
Cow hides	Tons 85	18	11	8	27	} 1,94,046	} 53,654	} 33,525	} 52,514	} 3,707
	=No. -31,682	-5,236	-3,879	-5,120	-640					
Other hides	Tons	} ..	} 2,745	} 1,700	} 1,688	} 600
	=No. ..	-861	-470	-544	-300					
Skins tanned or dressed—										
Goat skins'	Tons	6	2	} 6,856	} 4,510	} 11,922	} 37,529	} 11,625
	=No. -5,866	-3,253	-5,082	-22,075	-11,256					
Sheep skins	Tons	1	1	..	} 1,600	} 1,500	} 13,811	} 11,979	} 710
	=No. -800	-500	-9,980	-11,471	-630					
Other skins	Tons 1	20	24	16	15	} 1,80,923	} 4,28,647	} 6,83,206	} 6,17,170	} 3,41,644
	=No. -63,162	-152,158	-421,628	-371,134	-268,454					
Total of Hides and Skins, tanned or dressed	Tons 89	38	36	31	44	} 3,37,824	} 4,91,472	} 6,94,164	} 7,20,880	} 3,58,286
	=No. -101,789	-169,047	-441,039	-410,344	-281,280					

No. 12—continued
EXPORTS—continued

INDIAN MERCHANDISE—continued

PRINCIPAL AND OTHER ARTICLES	QUANTITY					VALUE				
	1926-27	1927-28	1928-29	1929-30	1930-31	1926-27	1927-28	1928-29	1929-30	1930-31
INDIA—continued						R	R	R	R	R
CALCUTTA—continued										
Leather—continued										
Unwrought . Cwts.	242	310	362	640	1,021	40,768	64,748	36,855	1,00,522	1,41,556
Manufactures (excluding boots and shoes)—										
Saddlery and harness . Value	—	—	—	—	—	511	4,250	—	158	29,581
Other sorts . "	—	—	—	—	—	15,498	17,381	22,606	16,219	50,619
Total value of leather manufactures. "	—	—	—	—	—	16,009	21,590	22,606	16,377	80,200
Total of Leather "	—	—	—	—	—	3,94,601	5,77,810	7,83,715	8,37,779	5,80,042
Machinery and Millwork of all kinds . "	—	—	—	—	—	46,373	26,817	33,800	27,270	27,772
Manures—										
Bones—										
Crushed . Tons	20,902	24,654	27,431	37,534	31,850	20,00,310	24,79,573	27,53,004	36,14,456	31,73,655
Bonameal . "	19,968	14,771	16,649	19,182	23,036	21,39,600	14,90,066	16,95,058	18,35,476	19,88,670
Fish Manures and Guano . "	27	722	239	14	90	2,636	72,807	28,025	1,952	10,169
Hornmeal . "	1,249	1,559	3,942	2,304	1,970	2,04,500	2,53,833	5,56,219	4,07,959	2,28,038
Sulphate of Ammonia . "	4,304	3,756	—	—	4,850	7,10,661	6,39,109	—	—	5,62,600
Other kinds . "	4,312	5,112	8,614	1,923	2,427	7,41,479	6,70,807	9,14,781	2,97,450	3,50,997
Total of Manures "	50,762	50,574	56,875	61,457	64,223	58,69,186	56,06,195	59,47,037	61,57,523	63,14,129
Mats and matting except Coir and Rubber . Sq. Yds.	52,072	53,717	77,740	58,529	94,822	22,612	27,801	25,580	17,585	51,144
Metals and ores—										
Brass, Bronze, and similar alloys—										
Unwrought . Cwts.	400	..	4,462	2,704	3,498	2,100	..	1,07,258	75,321	76,780
Wrought . "	1,216	1,332	2,348	2,392	847	1,97,551	1,98,137	2,66,768	2,33,360	1,11,560
Total of Brass, Bronze, etc. "	1,616	1,332	6,805	5,096	4,345	1,99,651	1,98,137	3,74,021	3,08,681	1,88,340
Chromite (chrome iron ore) . Tons	244	229	538	221	871	12,731	7,113	16,140	7,750	33,470
Copper—										
Ore . "	11	10	2	..	—	3,250	3,016	140	..	—
Wrought (sheets and other manufactures) . Cwts.	2,726	2,755	1,919	1,516	773	2,64,248	2,32,797	1,57,785	1,20,953	65,281
Others . "	954	..	2	102	764	12,135	..	250	795	8,800
Total of Copper "	—	—	—	—	—	2,79,683	2,35,819	1,58,175	1,21,748	74,081
Ferro-manganese . Tons	2,727	..	1,506	..	—	4,90,072	..	1,64,845	..	—
Iron or steel—										
Ore . "	101	892	3,030	12,520
Pig . "	309,405	393,209	448,717	568,733	489,120	1,39,54,673	1,73,72,024	2,11,31,394	2,50,36,144	1,70,39,105
Manufactures—										
Angle, bolt and rod . "	177	—
Bars and channel . "	2	4	425	550	10	..	—
Old, for re-manufacture . "	39,529	53,594	66,787	72,159	53,129	18,01,423	19,62,674	19,55,475	23,87,800	16,40,234
Sheets and plates (including galvanised and tinned plates) . "	..	5	1	4	1,695	600	1,100	..
Pipes and fittings cast . "	93	20	38	128	2,037	16,394	3,965	8,032	15,643	2,14,543
Tube, pipes and fittings wrought . "	664	303	92,219	51,786
Others . "	651	34	57	32	352	17,337	7,939	18,611	10,772	27,532
Total of Iron or steel "	349,114	446,866	515,600	641,821	4,95,748	1,57,00,752	1,98,49,024	2,31,10,022	2,84,46,717	1,89,85,720
Lead—										
Pig . Cwts.	2,940	80,606
Other sorts . Tons	11,093	14,831	20,653	23,899	16,360	3,49,740	4,30,588	8,52,030	6,98,160	3,93,514

TRADE AT CHIEF PORT
CALCUTTA

(68)

No. 12—continued
EXPORTS—continued

INDIAN MERCHANDISE—continued

PRINCIPAL AND OTHER ARTICLES	QUANTITY					VALUE				
	1926-27	1927-28	1928-29	1929-30	1930-31	1926-27	1927-28	1928-29	1929-30	1930-31
W BENGAL—continued										
CALCUTTA—continued										
Metals and ores—continued										
Manganese ore . Tons	301,418	423,886	398,471	441,667	236,333	86,62,231	1,25,40,238	1,15,82,572	1,23,14,012	68,71,57
Tin-unwrought, Blocks, ingots, etc. . Cwts.	16,340	24,324	14,721	10,783	16,165	1,89,756	2,88,645	1,31,410	1,55,150	80,06
Wrought including plates or sheets, not being tinned iron . "	120	..	865	3,500	..	7,212
Wolfram Ore . Tons	..	50	32,000
Zinc or Spelter all sorts . Cwts.	650	140	3,325	1,244	1	5,362	1,400	11,359	7,960	..
Metals, unenumerated . "	10,691	41,035	59,278	15,121	6,224	98,452	1,02,866	2,62,922	3,75,488	1,80,51
Ores, unenumerated Tons	4,853	483	2,529	3,832	7,925	1,37,595	23,728	87,101	1,33,418	2,77,960
Total of Metals and Ores . Value	—	—	—	—	..	2,62,18,475	3,37,59,550	3,67,57,809	4,30,69,384	2,71,65,971
Mica—										
Mica in blocks . Cwts.	10,550	9,751	8,531	12,824	8,063	25,12,774	25,16,651	20,88,653	30,53,810	17,66,701
Mica in splittings . "	62,513	60,048	76,130	89,292	54,308	68,44,629	53,75,049	58,85,647	55,36,037	38,31,124
Total Mica . "	73,063	69,799	84,661	102,116	62,366	93,57,403	78,91,700	74,34,300	85,89,847	55,97,825
Oils—										
Animal . { Cwts. 3 Gals. 43	59
Essential—										
Sandalwood . { lbs. 30 Gals. 3	10	..	600	185	..
Other sorts . { lbs. 536 Gals. 60	916	161	730	112	790	1,615	300	980	6	
Mineral . . "	8,056	787	5,844	1,309	1,286	16,492	650	22,450	5,042	5,27
Vegetable, non-essential—										
Castor . . "	131,619	156,501	151,695	153,908	112,377	2,62,341	3,16,995	3,18,620	2,82,411	1,92,18
Coconut . . "	248	500	208	200	..	715	1,849	664	560	..
Groundnut . . "	312	3,083	4,107	711	1,307	560	8,885	8,205	2,100	2,901
Linseed . . "	39,246	70,750	46,326	169,027	74,002	1,05,254	1,76,468	1,16,372	4,32,749	1,01,551
Mustard or rape . "	281,276	321,345	264,738	223,318	202,498	7,85,753	8,73,120	6,67,911	5,73,071	4,48,001
Sesamum, til or jinjill . "	408	421	570	929	484	1,093	1,265	1,645	2,401	1,485
Other sorts . . "	1,314	1,673	809	1,238	1,494	3,966	13,818	3,785	10,195	11,061
Total vegetable oils { Cwts. 37,260 Gals. 454,423	454,423	554,273	468,462	556,331	392,162	11,64,632	13,97,400	11,17,202	13,03,487	8,47,151
Total of Oils . . "	462,585	555,159	474,324	555,716	393,460	11,82,623	13,99,665	11,39,952	13,09,694	8,52,494
Oilcakes—										
Castor cake . . Tons	352	99	813	26,348	10,000	45,261
Groundnut cake . . "	1,816	637	1,914	9,962	3,357	2,11,100	71,908	1,91,188	10,05,330	6,37,691
Linseed cake . . "	13,144	37,890	39,445	27,594	10,390	17,37,215	40,99,787	48,82,808	30,47,265	13,26,891
Rape and sesamum cake . . "	35,990	32,154	40,965	17,742	14,854	31,37,470	29,55,277	39,02,910	16,10,105	10,97,42
Others "	1,836	2,332	1,911	1,622	21,140	1,82,057	2,22,002	1,99,767	1,43,612	1,31,70
Total of Oilcakes . . "	52,786	72,513	84,587	57,019	36,554	52,67,842	73,48,974	92,02,521	58,16,862	32,33,991
Opium . . { Chests 5,296 Cwts. 7,760	7,760	6,218	4,918	4,437	3,814	2,11,84,000	1,99,08,000	1,57,40,000	1,42,00,000	1,22,04,000
Paints and painters' materials—										
Paints and colours . Cwts.	15,347	17,636	20,497	20,169	12,005	1,32,858	1,37,225	2,29,325	2,14,193	1,13,66
Painters' materials Value	—	—	—	—	—	3,19,235	2,54,772	3,64,512	35	1,20
Total of Paints and Painters' materials . . "	—	—	—	—	—	5,02,093	4,41,997	5,93,837	2,14,233	1,14,87
Paper and pasteboard—										
Printing paper . . Cwts.	5	4	12	114	173	450
Other kinds of paper . . "	1	29	98	103	84	177	3,693	4,830	2,547	3,01
Pasteboard, millboard, and cardboard of all kinds . . "	1	15	..	55
Total of Paper and Pasteboard . . "	7	33	110	103	84	306	3,871	5,335	2,547	3,01
Papermaking materials . . "	1,832	2,319	1,589	1,517	609	24,403	23,987	28,653	26,201	13,21
Paraffin wax Tons	3,764	3,712	2,755	6,573	3,325	26,41,012	26,06,090	19,15,480	46,01,231	56,67,61

No. 12—continued
EXPORTS—continued

INDIAN MERCHANDISE—continued

PRINCIPAL AND OTHER ARTICLES	QUANTITY					VALUE				
	1926-27	1927-28	1928-29	1929-30	1930-31	1926-27	1927-28	1928-29	1929-30	1930-31
BENGAL—continued						R	R	R	R	R
BALUCHISTAN—continued										
Perfumery (not being perfumed spirits)—										
Perfumery (including musk) . . . Value	—	—	—	—	—	58,542	57,138	62,942	80,233	54,785
Provisions and Oilman's stores—										
Ghi . . . Cwts.	21,920	21,867	21,767	20,732	18,662	28,77,518	22,47,392	22,28,614	21,22,146	27,71,380
Pickles, Chutnies, and Con- diments . . . "	8,819	9,057	10,003	7,794	7,321	4,06,345	3,75,244	4,01,444	3,45,945	3,11,751
Other sorts of provisions . . . "	1,426	2,502	4,028	2,009	1,673	69,310	97,052	1,16,629	98,954	66,449
Total of Provisions and oilman's stores . . . "	32,165	33,426	35,798	30,535	27,656	28,53,173	27,19,688	27,46,687	25,67,045	21,49,580
Rubber—										
Raw . . . Lbs.	3,024	4,875
Manufactures . . . Value	—	—	—	—	—	640	165	1,187	1,061	9,414
Total of Rubber . . . "	—	—	—	—	—	5,515	165	1,137	1,061	9,444
Seeds—										
Essential—										
Aniseed . . . Tons	63	11	18	60	22	22,250	4,978	9,765	23,973	6,507
Coriander . . . "	2,783	2,798	1,096	756	643	6,01,470	10,02,017	3,64,314	1,12,576	82,081
Cumin (other than black) . . . "	66	54	31	8	23	46,645	45,016	23,778	10,123	13,163
Cumin-black . . . "	91	67	104	62	81	35,744	28,738	45,638	36,304	35,357
Fennel . . . "	129	5	53,791	1,227
Other sorts . . . "	44	26	23	33	22	10,843	8,346	9,065	7,455	6,486
Total of Seeds, Essential . . . "	3,047	2,951	1,272	1,043	796	7,16,952	10,89,090	4,52,460	2,44,232	1,44,321
Non-essential—										
Castor . . . "	10,404	12,198	7,901	11,642	2,573	18,72,205	29,15,798	14,13,001	21,06,158	3,95,086
Cotton . . . "	..	34	2,075	1,650
Groundnuts . . . "	20	..	15	32	..	2,810
Linseed . . . "	113,806	133,795	77,002	168,427	158,898	2,25,96,136	2,62,20,202	1,56,79,421	3,72,76,331	3,12,35,290
Mustard . . . "	256	282	414	142	89	58,279	62,672	1,09,628	36,189	13,355
Poppy . . . "	159	45	35	29	25	46,424	18,308	13,849	13,365	9,684
Rape . . . "	326	2,548	760	13	60	90,562	5,88,538	1,59,382	4,026	9,709
Sesamum (til or jinjli) . . . "	5	..	49	1	2	1,563	20	6,175	625	870
Tea . . . "	252	308	277	335	627	7,25,329	6,64,760	5,79,345	7,11,518	9,78,422
Other sorts . . . "	120	7	35	13,411	505	4,867	50	305
Total seeds, non-essential . . . "	125,128	149,217	86,473	180,589	157,294	2,53,98,909	3,04,67,898	1,79,66,200	4,01,49,262	3,26,52,131
Other than oil-seeds . . . "	275	46	6	31	15	24,277	10,856	3,347	12,336	15,882
Total of seeds . . . "	123,450	152,214	87,751	181,663	158,105	2,61,35,138	3,15,67,839	1,84,22,001	4,04,05,720	3,23,12,334
Soap . . . Cwts.	23	286	15	52	83	980	8,125	1,637	1,388	2,081
Specimens illustrative of natural science . . . Value	—	—	—	—	—	45,460	37,422	12,086	15,760	6,580
Spices—										
Cardamoms . . . Cwts.	69	101	65	50	70	20,096	13,063	8,950	7,585	9,116
Onillies . . . "	96,947	116,379	109,107	97,074	120,532	25,98,757	26,74,247	20,41,271	24,43,534	22,48,350
Ginger . . . "	326	355	231	394	132	3,791	8,494	7,901	14,740	5,850
Pepper . . . "	1,542	15,479	1,487	797	1,267	1,12,656	12,03,619	1,64,659	77,089	55,657
Other sorts . . . "	433	573	359	484	395	13,707	12,946	13,175	16,692	13,067
Total of Spices . . . "	99,216	132,688	111,249	98,779	128,336	27,58,907	39,12,869	22,35,956	25,59,640	23,32,060

TRADE AT CHIEF PORT
CALCUTTA

(70)

No. 12—continued
EXPORTS—continued

INDIAN MERCHANDISE—continued

PRINCIPAL AND OTHER ARTICLES	QUANTITY					VALUE				
	1926-27	1927-28	1928-29	1929-30	1930-31	1926-27	1927-28	1928-29	1929-30	1930-31
BENGAL—continued										
CALCUTTA—continued										
Stationery (excluding paper) . . . Value	—	—	—	—	—	19,210	18,409	15,661	31,214	23,572
Stone and marble . . . Tons	824	12	766	751	175	60,869	4,527	95,789	1,46,753	17,291
Sugar—										
Sugar, 16 Dutch standard and above . . . "	7	1	4	1	—	3,116	1,406	1,376	801	746
Sugar, 15 Dutch standard and below . . . "	180	31	150	175	336
Confectionery * . . . "	30	—	—	—	—
Mousses, etc. . . . "	1	1	1	140	90	177	14	50
Total of Sugar . . . "	8	2	5	1	..	3,466	1,527	2,203	990	1,131
Tallow and Stearine (including grease and animal fat) . . . Cwts.	6,739	6,293	6,376	5,877	5,124	2,32,278	2,39,512	2,58,297	2,23,690	1,66,452
Tea—										
Garden (Black) (b) . . . Lbs.	153,638,815	—	—	—	..	12,70,22,570	—	—	—	—
Calcutta sold (black) (b) . . . "	75,200,406	—	—	—	..	6,05,74,820	—	—	—	—
Total of Tea (black). . . "	228,839,221	238,071,867	229,908,528	247,352,676	228,334,898	18,75,97,390	21,53,25,646	16,72,53,707	16,78,75,356	14,64,32,64
Tea (green) . . . "	..	2,080	2,092
Total Tea (Black and green) . . . "	228,839,221	238,073,947	229,908,528	247,352,676	228,334,898	18,75,97,390	21,53,27,738	16,72,53,707	16,78,75,356	14,64,32,640
Tea waste, for the manufacture of Caffeine . . . "	1,411,867	3,906,988	3,378,123	4,627,009	6,419,453	2,30,867	4,14,104	3,78,985	4,50,074	..
Textiles—										
Cotton—										
Raw . . . Tons	7,080	3,385	6,062	4,010	4,588	64,01,257	71,77,423	57,55,282	33,45,230	28,24,567
Waste . . . Cwts.	2,596	3,114	1,535	1,535	264					
Grey Nos. 1 to 10 . . . Lbs.	31,200	9,600	17,536	7,024	..	21,240	6,125	11,133	4,150	..
.. Nos. 11 to 20 . . . "	4,400	..	3,060	336	..	4,250	..	2,325	450	..
.. Nos. 31 to 40 . . . "	..	400	922	1,536	112	..	160	320	2,085	200
Coloured Nos. 1 to 20 . . . "	800	6,000	500	3,675	..
Total of Twist and Yarn . . . "	35,600	10,000	22,318	14,896	112	25,490	6,285	14,278	10,360	200
Manufactures—										
Handkerchiefs and shawls in the piece . . . Nos.	13,988	42,072	44,856	54,597	24,121	2,488	5,896	6,660	4,765	2,022
Piece-goods—										
Grey (unbleached) . . . Yards	27,844	29,656	282,670	99,505	35,438	15,739	19,681	67,247	50,377	13,602
White (bleached) . . . "	29,105	14,018	28,602	104,160	3,286	17,839	9,050	14,027	21,484	1,940
Coloured, printed, or dyed . . . "	81,350	60,905	108,930	104,766	220,685	64,653	47,675	1,08,380	74,358	95,816
Other sorts of manufactures Value	—	—	—	—	—	27,418	64,074	1,77,785	1,13,320	67,059
Total value of Cotton manufactures . . . "	—	—	—	—	—	1,28,135	1,46,376	3,74,099	2,64,304	1,80,349
Total of Cotton manufactures (including Twist and Yarn) . . . "	—	—	—	—	—	1,53,625	1,52,661	3,88,377	2,74,664	1,80,549
Total of Cotton raw and manufactures . . . "	—	—	—	—	—	65,91,429	74,28,924	62,20,391	36,40,669	30,11,456

* Shown under "Provisions and Oilman's Stores" from 1927-28.
(b) Not Separately recorded from 1927-28.

No. 12—continued
EXPORTS—continued

INDIAN MERCHANDISE—continued

PRINCIPAL AND OTHER ARTICLES	QUANTITY					VALUE				
	1926-27	1927-28	1928-29	1929-30	1930-31	1926-27	1927-28	1928-29	1929-30	1930-31
BENGAL—continued						R	R	R	R	R
CALCUTTA—continued										
Textiles—continued										
Flax—										
Manufactures . Value	—	—	—	—	—	3,040	4,287	5,706	11,266	3,480
Haberdashery and millinery . "	—	—	—	—	—	13,493	5,733	49,523	20,367	9,498
Hemp (chiefly Sans)—										
Raw . . . Cwts.	319,043	341,801	453,913	315,689	225,325	59,36,339	53,67,027	68,06,640	47,10,885	20,05,315
Manufactures (excluding cordage). Value	—	—	—	—	—	60
Total of Hemp, raw and manufactures . "	—	—	—	—	—	59,36,339	53,67,027	68,06,640	47,10,885	20,05,375
Jute—										
Raw . . . { Tons	677,197	851,431	868,260	767,543	600,315	25,58,40,537	29,08,88,862	30,76,95,922	25,74,88,634	2,46,34,704
{ Bales	3,792,303	4,768,014	4,806,256	4,298,240	3,364,784					
Twist and yarn . { Lbs.	3,078,331	6,318,278	4,801,266	6,009,110	7,340,710	8,04,958	13,27,043	10,21,318	11,48,337	12,15,031
{ Tons	1,374	2,821	2,143	2,682	3,277					
Manufactures—										
Canvas . { Yards	864	37	1,880	5,832	404	482	23	1,610	2,763	1,516
{ Tons	1	4	..					
Gunny bags—										
Sacking gunny bags { No.	358,870,307	378,922,929	410,039,464	426,032,909	352,476,951	21,20,93,198	20,39,47,470	21,95,63,228	19,84,16,746	12,53,83,355
{ Tons	385,720	404,223	436,312	453,907	377,959					
Hessian gunny bags { No.	89,103,702	83,193,787	36,573,468	95,265,656	80,905,070	3,10,43,769	2,82,13,010	2,91,67,085	3,00,51,997	2,06,00,060
{ Tons	41,423	39,292	38,745	43,353	38,067					
Total of Gunny bags { No.	447,980,009	462,116,716	446,612,932	521,298,565	433,382,021	24,31,36,965	23,21,60,480	24,87,35,313	21,84,68,743	14,58,83,415
{ Tons	427,143	443,515	475,557	497,760	410,026					
Gunny cloth—										
Sacking gunny cloth { Yards	80,580,033	74,950,929	64,970,799	51,681,692	32,380,814	2,06,70,735	1,59,43,379	1,45,63,749	1,06,47,859	60,53,346
{ Tons	60,841	52,507	43,639	32,991	20,923					
Hessian gunny cloth { Yards	1,421,226,677	1,476,904,700	1,502,523,577	1,598,370,932	1,238,132,651	26,45,23,129	28,32,60,837	30,15,80,008	28,61,88,847	16,25,38,807
{ Tons	364,758	379,728	383,286	418,177	316,227					
Total of Gunny cloth { Yards	1,501,806,766	1,551,915,629	1,567,499,376	1,650,052,624	1,270,513,465	28,41,93,914	29,92,04,216	31,01,43,757	29,96,36,706	16,85,92,213
{ Tons	425,599	432,235	426,925	451,168	337,150					
Total Gunny bags and cloth . "	852,742	876,750	902,482	943,923	763,176	52,73,30,879	53,13,64,696	56,48,79,070	51,53,05,449	31,44,75,628
Rope and twine—										
{ Cwts.	97,524	91,068	104,150	94,544	87,064	25,17,463	19,25,926	20,53,287	18,96,719	15,78,520
{ Tons	4,376	4,653	5,208	4,727	4,353					
Other kinds . { Cwts.	435	694	3,568	6,794	97,725	10,681	65,855	1,99,523	2,51,329	11,88,608
{ Tons	22	35	178	340	4,386					
Total of Jute manufactures . "	857,640	880,338	907,869	953,999	762,415	52,98,65,055	53,33,56,500	56,71,83,490	51,74,56,260	31,72,44,272
Total of Jute manufactures (including twist and yarn) . "	859,014	882,159	910,012	956,681	765,692	53,06,70,613	53,46,83,543	56,81,59,808	51,86,04,597	31,84,59,303
Total of Jute, raw and manufactures . "	1,536,211	1,734,590	1,768,272	1,724,224	1,366,007	78,65,20,150	82,55,72,405	87,58,55,730	77,60,93,231	44,30,94,007
Silk—										
Raw—										
Mulberry silk (excluding tasar and other wild silk)—										
Raw . . . Lbs.	3,732	36	50,000	300
Chasam or waste . "	150,304	182,204	109,080	177,940	86,522	1,62,400	1,81,962	1,07,110	1,79,130	89,106
Total of Mulberry silk, raw, etc. . "	154,036	182,204	109,080	177,940	86,558	2,02,400	1,81,962	1,07,110	1,79,130	89,406

TRADE AT CHIEF PORT
CALCUTTA

(72)

No. 12—continued
EXPORTS—continued

INDIAN MERCHANDISE—continued

PRINCIPAL AND OTHER ARTICLES	QUANTITY					VALUE				
	1926-27	1927-28	1928-29	1929-30	1930-31	1926-27	1927-28	1928-29	1929-30	1930-31
BENGAL—continued										
CALCUTTA—continued										
Textiles—continued										
SILK—continued										
Wild silk, tasar, munga, eria, and others—										
Raw . . . Lbs.	2,240	1,300
Chasam or waste ..	600	2,130	8,176	58,253	59,398	300	2,261	1,000	33,300	37,964
Cocoons . . . "	25,438	43,800	26,250	61,966	59,250	38,805	65,325	89,375	76,675	88,875
Total of Wild silk, raw, etc. . . "	26,038	45,930	36,666	120,219	118,648	39,105	67,586	41,675	1,09,975	1,26,880
Total of Silk, raw ..	180,074	228,134	145,746	298,169	205,206	2,41,505	2,40,548	1,48,785	2,89,105	2,16,244
Manufactures—Goods of silk mixed with other materials . . . Yards	35,106	32,506	19,766	15,126	..	67,812	48,676	26,230	23,416	..
Piece-goods . . . "	25,166	21,104	27,021	23,165	9,859	52,631	40,429	45,378	37,713	12,605
Other sorts . . . Lbs.	60	164	..	82	24	375	3,500	..	900	216
Total of silk manufactures . Value	—	—	—	—	—	1,20,818	92,606	71,608	62,029	12,821
Total of Silk, raw and manufactures ..	—	—	—	—	—	3,62,323	3,42,153	2,20,393	3,51,134	2,29,065
Wool—										
Raw . . . Lbs.	433,706	429,395	712,133	477,890	251,926	2,87,771	2,74,525	3,79,630	3,32,343	1,21,989
Manufactures—Carpets and rugs ..	1,892,913	2,895,444	2,654,839	2,796,858	2,554,042	31,80,510	44,31,892	41,47,420	38,78,344	35,51,097
Piece-goods . . . Yards	3,729	921	27	..	4,743	11,357	3,001	29	..	14,521
Shawls . . . Nos.	2,982	129	55	2	..	26,684	980	580	400	..
Other sorts . . . Lbs.	94,106	97,181	205,494	157,639	188,564	1,08,887	2,21,916	3,58,539	2,71,030	1,43,873
Total of Wool manufactures Value	—	—	—	—	—	33,27,438	46,57,789	45,06,577	41,49,824	37,09,491
Total of Wool and Woollens ..	—	—	—	—	—	36,15,209	49,32,314	48,86,207	44,62,167	38,31,380
Other Textiles—Manufactures . . . "	—	—	—	—	—	360	75
Tobacco—										
Unmanufactured Lbs.	2,555,604	4,664,517	3,923,296	2,988,963	4,106,312	4,56,742	12,88,272	12,78,077	9,64,068	5,75,957
Manufactured . . . "	200,233	378,092	303,832	457,568	509,108	43,797	45,528	54,100	76,824	97,267
Total of Tobacco. . . "	2,755,837	5,042,609	4,227,128	3,446,531	4,705,420	5,00,539	13,33,799	13,32,177	10,40,892	6,73,224
Toys and requisites for games and sports, including fishing tackle (other than fire-arms) Value										
Umbrellas including parasols and sun-shades . . . No.	57,935	78,647	90,193	61,986	36,274	94,783	1,23,787	1,29,818	80,066	44,102
Wax of all kinds, other than paraffin wax (excluding candles) . Cwts.	2,967	2,487	2,823	1,192	1,006	3,04,212	2,62,997	2,50,037	1,15,842	79,857
Wood and Timber—										
Teakwood . . . Cubic Tons	317	29	18	21	220	34,027	6,430	6,817	7,009	22,193
Firewood . . . Tons	2	505	100
Sandalwood . . . "	2	2,013	15	250
Other kinds of wood and timber . Value	—	—	—	—	..	49,776	18,089	46,116	1,59,666	74,424
Manufactures of wood, other than furniture and cabinet-ware ..	—	—	—	—	—	40,580	24,650	34,177	40,501	14,235
Total of Wood and Timber ..	—	—	—	—	—	1,26,901	49,284	87,860	2,07,176	1,10,852
Postal articles . . . "	—	—	—	—	—	47,59,542	61,13,845	61,69,136	37,06,506	32,40,402
All other articles of merchandise—										
Unmanufactured . . . "	—	—	—	—	—	3,82,204	5,64,378	6,63,291	7,77,895	5,72,216
Manufactured . . . "	—	—	—	—	—	5,11,899	2,00,036	1,80,418	2,91,596	1,96,555
Total of all other articles of merchandise ..	—	—	—	—	—	8,93,603	7,64,409	8,43,709	10,69,491	7,68,771
GRAND TOTAL (EXCLUDING GOVERNMENT STORES) ..	—	—	—	—	—	1,26,38,58,896	1,37,67,38,779	1,36,92,68,517	1,26,47,29,797	80,72,60,284

No. 12—continued
EXPORTS—continued

INDIAN MERCHANDISE—concluded

GOVERNMENT STORES

PRINCIPAL AND OTHER ARTICLES	QUANTITY					VALUE				
	1926-27	1927-28	1928-29	1929-30	1930-31	1926-27	1927-28	1928-29	1929-30	1930-31
BENGAL—continued CALCUTTA—continued Apparel (including drapery, uniforms, accoutrements, but excluding hosiery) . Value	—	—	—	—	—	₹	₹	₹	₹	₹
Arms, Ammunitions and Military Stores	—	—	—	—	—	6,988	4,104	5,167	5,470	478
Books and printed matters (not being stationery) including maps and charts ..	—	—	—	—	—	5,295	4,028	2,081	997	2,742
Boots and shoes . Pairs	..	5,645	760	400	—	29,597	29,404	41,771	32,509	39,818
Drugs, Medicines, and Narcotics . Value	—	—	—	—	—	..	12,817	4,306	1,275	..
Leather— Unwrought . . Cwts.	2	..	1	..	—	1,05,227	28,647	29,292	800	..
Manufactures . Value	—	—	—	—	—	130	..	31
Metals and Ores, un- enumerated . Cwts.	2,000	2	1,206	..	—	1,069	9,829	54	25	..
Opium— Shipped to Uni- ted Kingdom . Cwts.	483	543	420	405	70	80,000	200	1,48,770
Shipped direct to the Govt. of Hong- Kong, the Straits Settlements and other East Indian Govts. . Cwts.	929	775	598	575	100	10,88,673	14,00,598	9,88,498	10,10,092	1,01,698
Stationery . . Value	2,716	2,554	2,259	1,966	1,670	1,08,64,000	1,02,16,000	90,86,000	78,64,000	66,80,000
Textiles— Cotton manufactures ..	—	—	—	—	—	14,620	11,057	4,329	11,199	11,810
Flax manufactures ..	—	—	—	—	—	3,668	3,359	47,760	75,285	1,68,281
Wool manufactures ..	—	—	—	—	—	7,696	9,020	97	16	162
All other articles— Unmanufactured . ..	—	—	—	—	—	8,697	4,275	3,500	84	146
Manufactured . ..	—	—	—	—	—	3,890	97,169	18,924	7,521	22,020
GRAND TOTAL ..	—	—	—	—	—	17,548	2,18,385	46,782	42,697	33,917
						1,22,27,088	1,20,48,842	1,08,80,816	90,51,950	71,46,062

FOREIGN MERCHANDISE

PRINCIPAL AND OTHER ARTICLES	QUANTITY					VALUE				
	1926-27	1927-28	1928-29	1929-30	1930-31	1926-27	1927-28	1928-29	1929-30	1930-31
Animals living . No.	12	68	31	20	9	₹	₹	₹	₹	₹
Apparel (including drapery, uniforms, accoutrements, but excluding hosiery and boots and shoes) . Value	—	—	—	—	—	27,800	66,805	2,14,650	92,025	12,550
Arms, Ammunition and Military Stores— Fire arms and parts thereof ..	—	—	—	—	—	1,85,823	1,15,189	74,455	1,92,458	1,48,851
Other sorts . ..	—	—	—	—	—	39,446	41,055	46,450	46,261	27,956
Total of Arms, etc. . ..	—	—	—	—	—	1,822	2,382	1,194	1,370	1,187
Art works of (other than pictures) ..	—	—	—	—	—	40,678	44,287	47,644	47,681	29,098
Books printed, and printed matter (not being Stationery) includ- ing maps and charts . Cwts.	124	448	469	245	560	9,156	2,340	3,276	58,841	40,198
Chemicals and chemical preparations (excluding chemical manures and medicines) . Value	—	—	—	—	—	42,355	70,832	1,88,680	61,323	1,08,724
Cutlery ..	—	—	—	—	—	18,878	14,152	18,288	11,943	7,440
Drugs and Medicines (excluding chemicals and narcotics) ..	—	—	—	—	—	6,149	716	..	8,624	4,000
Dyeing and tanning sub- stances— Dyes obtained from coal tar— Aniline dyes . lbs.	..	82,710	672	247	3,584	..	69,773	2,000	807	7,050
Other sorts . Cwts.	..	17	2	33	1	..	3,035	5,997	905	128
TOTAL OF DYEING, ETC. Value	—	—	—	—	—	..	72,808	7,997	1,802	7,173
Fruits and vegetables— Fresh fruits and vegetables . ..	—	—	—	—	—	2,500
Fruits and vegetables, dried salted or pre- served . Tons	6	5	20	6	53	4,614	7,046	25,322	9,627	1,05,681
Glass and Glassware . Value	—	—	—	—	—	15,316	15,051	5,514	11,919	4,581
Gums and Resins . Cwts.	60	304	501	2,546	3,086	1,978	9,574	6,835	40,660	40,184

TRADE AT CHIEF PORT
CALCUTTA

(74)

No. 12—continued
EXPORTS—continued

FOREIGN MERCHANDISE—continued

PRINCIPAL AND OTHER ARTICLES	QUANTITY					VALUE				
	1926-27	1927-28	1928-29	1929-30	1930-31	1926-27	1927-28	1928-29	1929-30	1930-31
						R	R	R	R	R
BENGAL—continued										
CALCUTTA—continued										
Hardware (excluding cutlery and electro-plated ware) Value	—	—	—	—	—	8,09,918	8,41,940	9,03,998	8,29,967	6,95,178
Hides and Skins, raw—										
Skins, raw	Tons 22	9	10	..	9	3,28,022	25,625	28,350	1,437	49,225
—No.	—1,148,610	—72,102	—73,145	—491	—18,095					
Instruments, Apparatus, and Appliances, and parts thereof—										
Electrical Value	—	—	—	—	—	1,58,484	1,80,784	98,802	2,27,151	1,51,775
Musical—										
Talking machines and accessories	—	—	—	—	—	11,428	87,591	30,225	13,846	92,366
Other sorts	—	—	—	—	—	39,870	18,158	13,883	23,513	18,166
Other kinds	—	—	—	—	—	1,00,345	95,205	1,30,547	99,618	1,40,564
Total of Instruments, Apparatus, etc.	—	—	—	—	—	3,16,127	3,81,738	2,73,517	3,64,128	4,08,871
Ivory Manufactured Jewellery (excluding imitation jewellery and precious stones and pearls, unset), also plate of gold and silver	—	—	—	—	—	33,622	1,23,430	13,201	18,723	83,680
Leather	—	—	—	—	—	11,159	35,627	7,134	11,155	9,480
Liquors Gals.	7,323	8,510	3,978	1,855	5,596	20,344	20,371	6,373	4,506	25,068
Machinery and Millwork—										
Electrical machinery of all kinds Value	—	—	—	—	—	60,654	520	19,630	1,846	24,308
Other sorts of machinery	—	—	—	—	—	5,24,025	7,67,116	5,87,535	5,54,061	5,92,068
Total of Machinery and Millwork	—	—	—	—	—	5,85,279	7,67,636	6,07,165	5,55,907	6,16,376
Metals and Ores—										
Brass, Bronze, and similar alloys—										
Wrought Cwts.	120	4,003	159	451	268	12,286	1,18,848	11,566	19,767	15,133
Copper—										
Unwrought—										
Piles, Ingots, Cakes, Bricks and Slabs	314	1	4,000	20	175
Wrought	308	46	4	365	16	31,640	2,615	1,304	12,910	1,275
Iron or steel—										
Angle, bolt, and rod Tons	1	..	18	48	105	954	225
Bars and channels	6	4	1	40	2	5,856	2,866	2,539	12,886	6,891
Hoops and strips	57	34	31	27	55	26,931	19,731	19,638	15,196	20,856
Old, for re-manufacture	550	511	511	11,551	25,561	22,480	120	10
Sheets and plates galvanized	6	1	8	3	..	1,700	468	2,789	763	125
Sheets and plates, tinned	50	..	412
Sheets and plates, not galvanized or tinned	59	9	16	1	..	30,962	2,465	3,324	259	..
Wire	..	3	1	902	1,380	130	..
Other manufactures of iron or steel	23	520	2	14	29	11,021	67,748	4,248	9,423	16,427
Total of Iron or Steel	701	1,082	570	86	86	88,089	1,19,784	56,974	39,730	44,583
Lead—										
Unwrought—										
Pig Cwts.	41	6,510	..
Other sorts	58	8,424	10	..
Wrought, all sorts	421	12	81	..	7	10,914	190	2,866	..	800
Tin	1,509	160	3,288	13	..	1,200	400	17,579	485	..
Zinc or Spelter all sorts	7	1	..	20	264	207	70	..	400	1,352
Metals, unenumerated	775	2,710	3,584	1,001	5,392	22,639	1,00,522	1,26,061	35,942	1,42,237
Ores Tons	..	20	1	..	1,330	45
Total of Metals and ores Value	—	—	—	—	—	1,77,085	3,43,759	2,24,774	1,15,714	2,05,550
Oils Gals.	34,173	25,367	33,902	3,115	1,897	86,201	45,632	16,019	55,824	7,189
Paints and colours Cwts.	347	683	989	581	5,848	19,251	43,323	48,996	22,870	82,878
Printing and Lithographing machinery and materials (excluding paper) Value	—	—	—	—	—	31,994	12,161	2,805	32,005	6,787
Provisions and oilman's stores Cwts.	809	922	270	562	488	30,069	33,804	22,248	17,551	33,550
Railway plant and Rolling Stock (a) Value	—	—	—	—	—	13,011	49,834	—	—	..
Rubber raw Lbs.	1,792	29,120	1,800	1,000
" manufactures Value	—	—	—	—	—	33,251	29,088	50,569	44,514	54,861

(a) Discontinued from 1928-29 and shown under respective articles they are made of

No. 12—continued
EXPORTS—continued

FOREIGN MERCHANDISE—continued

PRINCIPAL AND OTHER ARTICLES	QUANTITY					VALUE				
	1926-27	1927-28	1928-29	1929-30	1930-31	1926-27	1927-28	1928-29	1929-30	1930-31
						R	R	R	R	R
GENUINE—continued CALCUTTA—continued										
Spices—										
Cloves . . . Cwts.	2	2	..	319	271	100	80	..	20,144	22,627
Other sorts . . "	31	54	65	20	..	1,047	1,173	2,150	418	..
Total of Spices . . "	33	56	65	339	271	1,147	1,253	2,150	20,562	20,627
Stationery . . Value	—	—	—	—	—	14,070	7,884	22,662	16,965	16,786
Sugar—										
Sugar, 16 Dutch standard and above Tons	138	20
Sugar, 15 Dutch standard and below "	..	4	400
Confectionery * . . "	..	—	—	—	—	215	—	—	—	—
Total of Sugar . . "	..	4	215	538	20
Textiles—										
Cotton—										
Twist and Yarn . Lbs.	..	2,900	..	27	5,297	..	35	..
Manufactures—										
Handkerchiefs and shawls in the piece No.	..	2,856	4,800	20	950	600
Hosiery . . Value	—	—	—	—	—	1,240	1,250	801
Piece goods—										
Grey (unbleached) Yards	40,610	40,937	24,645	32,927	7,799	16,577	12,180	7,137	9,111	1,558
White (bleached) "	202,004	337,179	127,621	166,131	8,391	56,867	82,948	36,922	37,026	3,837
Coloured, printed, or dyed "	64,862	70,023	52,929	30,346	28,988	32,921	28,652	20,262	10,554	12,086
Other sorts of manufactures . Value	—	—	—	—	—	12,008	11,791	3,160	2,017	10,880
Total of Cotton manufactures . . "	—	—	—	—	—	1,18,633	1,37,771	68,081	58,713	30,062
Total of Cotton manufactures including Twist and Yarn . . "	—	—	—	—	—	1,15,633	1,43,068	68,081	58,748	30,062
Flax manufactures—										
Piece goods . Yards	304	330	384	..	85	1,524	900	1,162	..	256
Other sorts, including bags and sacks . Lbs.	9,787	2,748	1,170	1,323	1,000	4,429	3,656	1,194	1,681	892
Total of flax manufactures . Value	—	—	—	—	—	5,953	4,556	2,356	1,631	1,148
Silk, manufactures . . "	—	—	—	—	—	2,200	4,034	3,978	1,858	..
Wool, raw . . Lbs.	3,617,084	5,625,621	3,322,781	3,465,518	1,616,156	20,01,327	30,59,358	19,54,536	22,70,650	6,65,726
.. manufactures . Value	—	—	—	—	—	32,188	23,544	51,322	38,522	6,247
Total of wool and woollens . . "	—	—	—	—	—	20,33,515	30,82,882	20,05,858	23,09,172	6,71,973
Other Textile manufactures . . "	—	—	—	—	—	9,221	8,115	30,422
Tobacco—										
Unmanufactured . Lbs.	2,812	3,120	5,844	2,637	2,750	7,977
Manufactured . . "	3,993	3,697	4,012	11,062	10,351	14,919	17,618	15,029	27,784	37,259
Toys and requisites for games and sports, including fishing tackle (other than Fire arms) . Value	—	—	—	—	—	22,689	19,175	26,312	6,898	22,094
Vehicles excluding locomotives, etc., for railways—										
Carriages and carts (excluding railway carriages) and parts thereof . . "	—	—	—	—	—	3,36,722	2,42,511	1,97,694	2,25,650	2,67,765
Ships, parts of . . "	—	—	—	—	—	2,000	..	1,00,000	15,677	..
Other kinds . . "	—	—	—	—	—	640	15,104
Wood and Timber—										
Other kinds of wood and timber . . "	—	—	—	—	—	11,750	..
Manufactures of wood, other than furniture and cabinetware . . "	—	—	—	—	—	95,939	1,39,865	5,28,662	71,016	91,116
Total of Wood and Timber . . "	—	—	—	—	—	95,939	1,39,865	5,28,662	82,766	91,116
All other articles of merchandise—										
Unmanufactured . . "	—	—	—	—	—	4,086	8,091	8,725	23,578	25,105
Manufactured . . "	—	—	—	—	—	99,757	2,10,953	1,08,895	99,158	65,716
Total of all other articles of merchandise . . "	—	—	—	—	—	1,04,442	2,19,074	1,17,620	1,22,736	90,821
GRAND TOTAL (exclusive OF GOVERNMENT STORES) . . "	—	—	—	—	—	56,09,610	70,95,622	59,61,727	55,64,217	42,38,823

under "Provisions, etc." from 1927-28.

TRADE AT CHIEF PORT
CALCUTTA
BALASORE

(76)
No. 12—continued
EXPORTS—concluded

FOREIGN MERCHANDISE—concluded

GOVERNMENT STORES

PRINCIPAL AND OTHER ARTICLES	QUANTITY					VALUE				
	1925-27	1927-28	1928-29	1929-30	1930-31	1925-27	1927-28	1928-29	1929-30	1930-31
BENGAL—concluded						R	R	R	R	R
CALCUTTA—concluded										
Apparel (including drapery uniforms, accoutrements but excluding hosiery) . . . Value	—	—	—	—	—	..	8,18,324	1,137	525	..
Arms, Ammunition, and Military Stores—										
Firearms, and parts thereof . . . "	—	—	—	—	—	2,152	2,104	4,008	841	2,985
Other sorts . . . "	—	—	—	—	—	5,644	2,240	747	4,100	45
Total of Arms and Ammunition and Military Stores . . . "	—	—	—	—	—	7,796	4,344	4,755	4,941	3,080
Chemicals, Drugs, Medicines and Narcotics . . . "	—	—	—	—	—	300	1,637	..	100	..
Hardware and Cutlery (including Agricultural Implements and plated ware) . . . "	—	—	—	—	—	7,191	74,101	468	5,049	4,804
Instruments, apparatus, appliances and parts thereof . . . "	—	—	—	—	—	7,622	11,904	8,153	13,090	9,070
Metals and Ores—										
Brass, bronze and similar alloys and manufactures thereof . . . Cwts.	1,227	..
Copper—										
Wrought . . . "	701	78,000	22
Metals, unenumerated . . . "	4,095	4,105	336	..	216	3,90,030	5,00,000	40,312	..	2,199
Textiles—										
Cotton manufactures . Value	—	—	—	—	—	200	11,384	15,602	1,666	65
Flax—										
Manufactures . . . "	—	—	—	—	—	..	55,954	7,287	107	..
All other articles of stores,,	—	—	—	—	—	40,022	28,802	10,074	21,459	5,730
GRAND TOTAL . . . "	—	—	—	—	—	5,31,161	10,01,460	87,783	48,164	24,920

BALASORE.

IMPORTS

Nil.

EXPORTS

INDIAN MERCHANDISE

PRINCIPAL AND OTHER ARTICLES	QUANTITY					VALUE				
	1926-27	1927-28	1928-29	1929-30	1930-31	1926-27	1927-28	1928-29	1929-30	1930-31
BIHAR AND ORISSA—						R	R	R	R	R
BALASORE (CHIEF PORT)—										
GRAIN, PULSE AND FLOUR—										
Rice in the husk . . . Tons	10	1,400
Rice not in the husk . . . "	327	..	111	63	175	59,759	..	26,150	12,540	35,982
Total Grain, Pulse and Flour,,	327	..	121	63	175	59,759	..	27,550	12,540	35,982
GRAND TOTAL (exclusive of GOVERNMENT STORES) . . . Value	—	—	—	—	—	59,759	..	27,550	12,540	35,982

FOREIGN MERCHANDISE.
Nil.

No. 12—continued

IMPORTS

PRINCIPAL AND OTHER ARTICLES	QUANTITY					VALUE				
	1926-27	1927-28	1928-29	1929-30	1930-31	1926-27	1927-28	1928-29	1929-30	1930-31
BOMBAY—						R	R	R	R	R
BOMBAY (CHIEF PORT)—										
Animals, living—										
Horses No.	2,681	1,658	2,925	3,574	2,086	17,34,709	14,99,071	18,07,697	20,93,184	9,34,661
Other kinds "	1,136	1,070	1,480	931	2,552	1,48,402	99,363	1,38,212	1,40,385	1,40,585
Total of Animals, living "	3,787	2,728	4,405	4,505	4,638	18,83,261	15,98,434	19,40,909	22,33,569	10,75,196
Apparel (excluding hosiery and boots and shoes)—										
Apparel (including drapery, uniforms, accoutrements) Value	—	—	—	—	—	43,72,384	44,42,292	52,92,866	39,49,600	19,37,301
Gold and silver thread* "	—	—	—	—	—	10,20,124	10,30,860	12,00,136	14,43,251	4,93,585
Hats, caps, bonnets, and hatters' ware "	—	—	—	—	—	14,60,989	15,62,968	16,99,722	15,64,847	7,34,144
Lametta Lbs.	265,539	416,017	438,398	384,908	309,368	4,77,684	7,41,964	7,26,948	4,81,530	4,14,806
Second-hand clothing Value	—	—	—	—	—	2,56,947	2,06,440	3,63,388	4,81,668	3,85,921
Water-proofed clothing "	—	—	—	—	—	1,15,808	2,23,832	1,84,286	1,68,498	2,72,181
Total of Apparel "	—	—	—	—	—	77,03,481	82,08,356	94,67,296	80,88,894	42,37,888
Arms, Ammunition, and Military stores—										
Cartridge cases—										
Filled (a) No.	4,571,381	4,741,080	—	—	—	3,80,321	3,40,594	—	—	—
Shot gun cartridges filled. "	—	—	4,196,960	5,203,435	4,732,107	—	—	3,09,262	3,82,041	3,38,893
Rifle and other cartridges filled "	—	—	1,263,082	1,372,667	1,766,270	—	—	81,314	94,377	97,973
Empty "	379,408	396,577	306,122	226,500	169,600	13,536	15,754	11,367	8,705	4,523
Explosives—										
Blasting fuse { Lbs. & No. of Coils	406,519	346,114	235,571	129,382	111,966	2,42,097	3,13,962	1,53,442	1,04,085	81,692
Blasting Gelatine Lbs.	1,087,622	1,092,431	745,532	481,781	483,525	17,880	12,940	2,955	10,006	25,821
Gelatine dynamite. "	293,000	209,000	211,700	181,000	89,950	2,14,955	1,53,187	1,54,092	95,577	66,369
Detonators No.	1,967,524	1,478,024	855,837	343,744	757,059	40,294	31,999	20,603	6,854	22,258
Others Lbs.	136,942	146,837	119,652	135,058	100,098	85,712	86,267	70,022	80,501	58,722
Fire-arms and parts thereof—										
Firearms No.	10,956	11,270	9,553	10,782	12,80	7,44,778	9,13,793	6,74,771	8,77,509	8,52,115
Parts of fire-arms Value	—	—	—	—	—	4,943	7,413	5,080	9,463	4,363
Others "	—	—	—	—	—	1,60,790	1,33,968	1,60,584	1,00,202	1,13,015
Total of Arms, etc. "	—	—	—	—	—	18,95,306	20,08,877	16,43,472	17,69,320	16,65,744
Art, works of, other than pictures "	—	—	—	—	—	1,47,116	1,08,432	1,17,414	67,751	1,36,332
Asbestos—										
Manufactured—										
Asbestos packing Value	—	—	—	—	—	1,52,616	1,16,736	1,08,994	1,66,690	2,38,012
Other manufactures "	—	—	—	—	—	7,77,772	7,34,132	9,13,565	8,09,235	7,98,220
Total of Asbestos "	—	—	—	—	—	9,30,388	8,50,868	10,22,559	9,75,925	10,36,232
Belting for machinery—										
Of cotton "	—	—	—	—	—	2,43,770	2,44,650	1,41,590	1,47,905	85,504
„ leather "	—	—	—	—	—	21,14,488	24,38,084	21,14,348	23,46,262	19,63,179
„ other materials (including coil) "	—	—	—	—	—	5,78,256	7,72,560	7,46,017	8,40,194	6,26,335
Total of Belting for machinery "	—	—	—	—	—	29,36,514	33,95,194	30,01,955	36,34,301	26,75,018

* Inclusive of imports by postal packets referred to Collectors of Customs for assessment.
(a) Subdivided from 1928-29.

TRADE AT CHIEF PORT
BOMBAY

(78)

No. 12—continued
IMPORTS—continued

PRINCIPAL AND OTHER ARTICLES	QUANTITY					VALUE				
	1926-27	1927-28	1928-29	1929-30	1930-31	1926-27	1927-28	1928-29	1929-30	1930-31
BOMBAY—continued										
BOMBAY (CHIEF PORT)—continued										
Bobbins . . . Value	—	—	—	—	—	20,88,903	25,08,870	21,48,032	27,70,813	33,58,630
Books, printed, and printed matter (not being Stationery), including maps and charts Cwts.	12,672	14,464	14,803	17,699	14,310	17,67,614	22,18,711	23,09,737	27,16,016	22,04,521
Boots and Shoes—										
Of canvas with rubber soles (a) . Pairs	—	—	324,758	590,260	1,521,402	—	—	5,55,225	7,18,541	12,09,248
,, leather . . . "	155,579	208,210	187,524	143,172	80,075	9,60,308	11,23,266	10,03,889	7,78,959	4,44,666
,, other materials "	205,318	218,599	158,617	747,734	689,848	4,76,816	4,57,679	2,57,738	4,21,161	3,27,648
Total of Boots and Shoes . . . "	360,897	426,809	670,899	1,481,166	2,271,325	14,46,124	15,80,945	18,16,847	19,18,661	19,81,562
Brushes and Brooms—										
Brushes—										
Paint and Varnish Brushes . Dozs.	35,333	40,197	27,500	39,683	21,559	1,04,975	1,20,717	97,369	1,09,001	82,379
Toilet brushes . . . "	39,236	68,084	85,091	112,579	86,865	1,45,433	1,78,019	2,31,199	2,15,671	1,92,025
Other brushes . . . "	87,193	85,582	110,952	91,878	62,616	2,58,708	2,36,806	2,56,743	2,20,321	1,51,201
Brooms "	361	360	217	455	205	3,225	3,420	2,554	4,999	2,161
Total of Brushes and Brooms . . . "	162,123	194,223	223,820	244,595	171,245	5,12,341	5,38,962	5,88,865	5,50,492	4,27,766
Building and Engineering materials, other than iron, steel, or wood—										
Asphalt . . . Tons	11,217	10,402	3,562	9,764	12,300	11,32,953	11,06,835	4,12,124	8,08,919	10,08,125
Bricks—										
Bricks, other than fire bricks . No.	934	19,646	29,438	13,161	5,082	123	3,377	5,891	4,384	1,769
Fire bricks . . . "	198,747	336,992	232,296	302,352	159,724	48,313	95,667	65,931	83,647	49,956
Cement—										
Portland . Tons	7,903	4,065	5,230	6,098	7,644	3,36,354	2,16,420	2,54,698	2,87,256	2,96,279
Other kinds . . . "	247	91	102	201	416	24,926	21,800	20,880	62,183	34,665
Tiles . . . No.	13,453,954	10,905,617	11,634,345	14,810,655	6,671,267	15,13,439	10,29,691	12,45,699	13,13,288	7,13,742
Other kinds . Value	—	—	—	—	—	2,06,338	1,96,038	2,20,512	2,46,854	1,09,824
Total of Building and Engineering materials . . . "	—	—	—	—	—	32,62,446	26,69,828	22,25,735	28,61,531	22,14,360
Buttons of all sorts—										
Metal "	—	—	—	—	—	5,27,441	7,26,421	6,89,000	5,69,035	3,66,743
Other sorts "	—	—	—	—	—	9,55,889	7,64,232	8,30,898	5,44,203	2,28,260
Total of Buttons "	—	—	—	—	—	14,83,330	15,00,653	15,19,898	11,03,138	5,95,003
Cans and Batta: . . . Cwts.	25,852	22,467	19,048	26,500	21,544	3,41,593	3,10,563	2,45,070	3,10,633	2,38,724

(a) Separately shown from 1928-29.

No. 12—continued
IMPORTS—continued

PRINCIPAL AND OTHER ARTICLES	QUANTITY					VALUE				
	1926-27	1927-28	1928-29	1929-30	1930-31	1926-27	1927-28	1928-29	1929-30	1930-31
BOMBAY—continued										
BOMBAY (CHIEF PORT)—continued										
Chemicals and chemical preparations (excluding chemical manures and medicines)—										
Acids—										
Acetic (pyroglucic acid) . Cwts.	1,752	1,466	1,358	1,115	1,288	60,366	54,883	53,788	41,661	39,099
Nitric	1	6	527	1,431	2,110	85	327	11,888	27,378	36,877
Sulphuric	20	936	4,203	4,746	4,109	1,906	8,029	30,544	31,140	32,804
Tartaric	686	619	1,040	933	807	47,563	51,039	90,364	97,689	79,929
Other sorts	2,078	2,860	3,155	3,030	2,795	1,15,471	88,263	1,03,019	1,17,175	91,876
Alum	24,001	18,404	24,128	19,229	9,401	1,55,608	1,23,852	1,08,428	1,43,902	73,346
Aluminous sulphates	12,557	12,384	14,533	12,404	8,886	59,216	57,227	37,900	56,528	39,073
Ammonia and salts thereof—										
Anhydrous	539	604	512	665	602	37,858	27,367	38,183	40,508	40,853
Others	10,575	4,785	8,187	4,597	4,591	1,75,873	1,15,736	1,55,691	1,03,583	1,07,073
Arsenic and its oxides	1,414	896	1,134	1,929	1,127	92,608	57,287	66,677	69,019	73,783
Bleaching materials—										
Bleaching powder (calcium hypochlorate, chloride of lime)	44,334	50,748	29,357	38,188	56,941	3,93,984	4,15,693	1,96,374	2,60,850	4,20,947
Other sorts	2,046	178	27	594	696	16,581	2,852	544	9,143	9,803
Carbide of Calcium	5,868	6,957	4,903	5,447	4,519	71,741	94,404	63,785	70,932	65,405
Copper sulphate	2,711	2,258	2,856	3,133	2,892	52,879	39,487	58,176	61,466	55,960
Disinfectants—										
Naphthalene	1,058	1,964	1,921	1,771	706	13,078	32,291	26,570	22,154	8,335
Others	6,784	8,325	10,141	11,017	10,048	1,77,404	2,59,141	2,98,416	3,66,926	3,95,195
Glycerine	1,623	1,209	1,876	1,860	2,314	1,26,773	91,826	94,678	87,475	96,809
Lead compounds—										
Acetate	7,814	5,636	3,413	2,758	3,061	2,18,900	1,67,947	1,07,590	77,703	55,904
Litharge	956	1,634	545	949	66	27,105	41,627	12,014	21,153	1,434
Others	86	186	71	2,742	4,155	1,981	24	..
Magnesium compounds—										
Chloride	52,231	34,958	21,977	31,882	23,631	2,04,802	1,31,494	72,260	89,149	67,546
Sulphate	30,990	47,156	25,226	40,836	25,097	96,400	1,28,556	78,950	1,26,740	85,687
Others	444	513	146	22	412	4,352	10,126	3,407	676	3,755
Potassium compounds—										
Bichromate	2,988	3,389	2,376	2,286	1,490	75,933	84,508	60,384	66,799	44,845
Chlorate	12,882	13,673	13,675	15,588	15,083	2,76,773	2,39,749	2,46,892	2,68,104	2,76,292
Other sorts	2,043	2,400	1,871	2,131	1,922	55,741	1,17,293	1,04,989	70,898	83,722
Soda compounds—										
Bicarbonate of soda (sodium bicarbonate)	35,214	17,304	25,982	27,510	23,284	2,12,223	1,12,870	1,42,046	1,99,169	1,96,865
Bichromate of soda	3,388	4,696	7,049	1,830	2,313	71,815	93,582	1,28,239	45,790	57,581
Borax (including boracic acid)	3,488	6,457	7,283	4,118	3,955	61,187	1,02,108	91,837	42,641	44,748
Caustic soda (sodium hydroxide)	26,647	31,462	33,887	37,286	53,374	3,47,209	3,91,486	4,16,190	4,75,841	7,28,924
Cyanide of sodium	251	280	801	..	46	26,421	26,219	9,315	..	3,036
Soda sulphide	35,807	36,619	26,328	32,635	24,086	2,65,616	2,65,192	1,62,975	2,37,050	1,91,002
Sodium carbonate (soda ash and soda crystals)	151,509	154,102	111,308	120,390	145,643	7,66,546	6,82,914	4,98,185	7,29,068	10,07,677
Sodium silicate	4,967	8,987	4,683	5,491	8,421	36,719	56,705	35,404	42,467	63,868
Other sorts	16,648	17,064	22,910	9,255	8,736	3,57,396	5,01,701	3,35,643	1,32,798	1,11,387
Sulphur (brimstone)	40,466	44,697	33,796	39,065	35,892	3,35,125	2,84,366	2,26,227	2,54,490	2,31,310
Zinc compounds—										
Chloride	26,628	24,274	13,520	22,329	19,983	3,94,178	3,44,346	1,77,621	2,72,696	2,22,135
Others	587	305	160	722	63	15,741	8,517	2,438	8,773	1,501
Other sorts of chemicals	—	—	—	—	—	26,17,701	30,91,918	18,06,293	23,40,216	21,64,739
Total of Chemicals and Chemical preparations, etc.	—	—	—	—	—	82,69,718	84,07,837	62,44,934	71,21,639	73,11,224

TRADE AT CHIEF PORT
BOMBAY

(80)

No. 12—continued
IMPORTS—continued

PRINCIPAL AND OTHER ARTICLES	QUANTITY					VALUE				
	1926-27	1927-28	1928-29	1929-30	1930-31	1926-27	1927-28	1928-29	1929-30	1930-31
BOMBAY—continued										
BOMBAY (CHIEF PORT)—continued										
China clay . . . Cwts.	439,149	459,682	229,333	436,795	193,485	16,77,213	15,97,362	7,36,730	12,03,894	5,68,124
Clocks and Watches and parts thereof—										
Clocks and time-pieces . . . No.	183,896	162,109	234,795	203,875	140,910	6,16,533	7,02,955	8,69,311	7,91,780	5,64,025
Watches . . . "	192,801	200,081	208,964	204,291	104,388	6,44,107	6,02,460	5,12,776	4,40,696	2,15,973
Parts of clocks and watches . . . Value	—	—	—	—	—	45,088	52,716	50,375	46,864	34,347
Total of Clocks and Watches, etc. . . "	—	—	—	—	—	13,05,728	13,58,131	14,32,462	12,79,340	8,04,945
Coal and Coke—										
Coal . . . Tons	118,027	207,099	133,479	182,680	103,582	26,20,440	45,44,936	25,53,239	33,27,749	18,61,930
Coke . . . "	519	792	1,088	1,034	1,005	21,153	28,693	26,042	35,807	30,194
Total of Coal and Coke . . . "	118,546	207,891	134,567	183,714	104,587	26,41,602	45,73,629	25,79,281	33,63,556	18,92,124
Coffee, other than roasted or ground . Cwts.	9,731	9,196	8,271	13,631	20,736	4,86,654	4,28,617	4,69,520	7,55,820	11,45,876
Cordage and rope of vegetable fibre (excluding jute and cotton) . . . "	8,655	4,057	6,136	8,624	6,456	7,13,381	3,25,780	3,33,588	4,13,296	3,14,153
Cork manufactures . . . "	1,323	1,521	1,597	1,078	1,238	78,502	1,04,370	1,02,390	94,483	1,06,563
Cutlery—										
Froning knives . Value	—	—	—	—	—	—	3,354	468	1,659	477
Other kinds . . . "	—	—	—	—	—	12,95,918	12,45,676	12,32,046	14,07,586	7,63,786
Total of Cutlery . . . "	—	—	—	—	—	12,95,918	12,49,030	12,33,114	14,09,245	7,69,263
Drugs and Medicines (excluding chemicals and narcotics)—										
Aloes . . . Cwts.	1,956	954	890	1,261	1,058	56,342	24,402	21,482	34,331	25,930
Assafetida . . . "	3,947	3,236	3,612	3,912	5,067	1,57,412	1,14,529	2,08,341	1,41,343	1,64,371
Camphor . Lbs.	579,052	606,236	663,619	614,642	570,985	11,84,019	11,16,463	10,93,755	10,96,945	9,72,952
Cassia lignea* . Cwts.	42,220	—	—	—	—	8,46,593	—	—	—	—
Codliver Oil . Lbs.	19,149	7,783	8,965	15,399	4,701	51,224	8,680	8,147	7,543	2,199
Preparations of opium and Morphia—										
Morphia . Ounces	312	441	381	556	227	4,187	6,949	5,335	8,379	4,925
Preparations of opium and morphia . Value	—	—	—	—	—	29,330	28,671	43,458	30,359	15,687
Proprietary and patent medicines . . . "	—	—	—	—	—	15,33,032	14,33,012	13,94,145	22,79,972	17,57,533
Quinine salts—										
Quinine sulphate or bisulphate . Lbs.	32,507	25,595	28,504	27,641	21,514	7,05,757	5,37,514	5,77,641	6,05,027	4,69,326
Quinine hydrochloride . . . "	3,557	2,378	3,663	2,792	2,405	1,07,853	63,312	68,769	35,981	66,609
Other sorts . . . "	6,638	3,339	6,051	5,812	2,335	1,23,795	1,26,005	1,28,774	1,40,974	73,430
Other sorts of Drugs and Medicines . Value	—	—	—	—	—	42,14,671	40,17,593	39,19,132	43,19,019	37,33,452
Total of Drugs and Medicines . . . "	—	—	—	—	—	90,20,225	74,32,980	79,69,479	87,61,373	73,36,364
Dyeing and Tanning substances—										
Cocineal . . . Cwts.	1,741	2,221	1,334	1,718	1,471	3,15,926	4,52,686	5,43,422	3,97,505	2,66,684

* Transferred under "Spices" from 1927-28.

No. 12—continued
IMPORTS—continued

PRINCIPAL AND OTHER ARTICLES	QUANTITY					VALUE				
	1926-27	1927-28	1928-29	1929-30	1930-31	1926-27	1927-28	1928-29	1929-30	1930-31
<i>M.B.A.Y.—continued</i> <i>BOMBAY (CHIEF PORT)—continued</i> Dyeing and Tanning substances— <i>continued</i> Dyes obtained from coal tar— Allizarine (a) . . . Lbs.	3,380,566	3,439,700	3,745,180	3,205,540	—	20,24,752	20,62,351	19,37,179	15,60,966	—
Allizarine dye dry . . . "	—	—	—	—	11,697	—	—	—	—	22,831
Allizarine dye moist— Over 10 per cent. and not exceeding 10 per cent. . . "	—	—	—	—	218,400	—	—	—	—	83,823
Over 16 per cent. and not exceeding 20 per cent. . . "	—	—	—	—	1,699,264	—	—	—	—	7,73,258
Exceeding 20 per cent. . . "	—	—	—	—	125,587	—	—	—	—	92,335
Total Allizarine . . . "	3,380,566	3,439,700	3,745,180	3,205,540	2,054,948	20,24,752	20,62,351	19,37,179	15,60,966	9,72,247
Aniline . . . "	7,874,291	10,691,690	10,661,959	10,387,922	9,357,905	1,03,45,442	1,44,79,200	1,46,70,122	1,21,70,840	1,31,98,510
Others . . . "	—	—	14	12,282	—	—	—	58	32,847	—
Indigo, synthetic . . . Cwts.	—	83	140	513	7,376	—	14,435	23,120	72,857	11,12,013
Saffron . . . Lbs.	51,053	55,413	54,772	51,172	49,385	13,33,182	11,84,393	12,71,189	9,42,140	8,69,514
Other sorts (including lac-dye) . . . Cwts.	5,756	4,960	8,763	3,576	3,492	1,91,137	1,70,187	1,98,295	1,30,423	1,47,144
Total of Dyeing and Tanning substances . . . Value	—	—	—	—	—	1,42,60,430	1,83,63,252	1,86,37,335	1,58,07,537	1,65,66,812
Earthenware and Porcelain— Earthenware— Sanitary ware . . . Value	—	—	—	—	—	3,42,638	2,49,125	3,65,704	3,83,655	3,24,614
Other kinds . . . "	—	—	—	—	—	12,62,629	10,32,327	8,54,962	7,92,373	5,54,757
Porcelain— Electrical . . . "	—	—	—	—	—	95,390	1,13,830	80,711	1,29,983	1,20,230
Other kinds . . . "	—	—	—	—	—	15,91,940	14,98,753	13,49,346	13,60,671	8,55,745
Total of Earthenware and Porcelain . . . "	—	—	—	—	—	32,92,597	28,94,035	24,50,723	26,66,632	18,55,396
Electroplated ware . . . "	—	—	—	—	—	2,50,933	3,47,333	3,66,940	3,19,777	1,74,917
Fireworks . . . Lbs.	3,631,014	2,842,643	3,538,395	3,451,533	1,561,960	14,41,376	8,65,203	10,70,696	10,45,684	4,74,910
Fish (excluding canned fish)— Fish, dry, salted . . . Cwts.	19,735	25,298	13,442	17,329	18,193	2,84,701	3,79,045	2,99,479	2,82,420	2,64,476
Fish, other sorts . . . "	3,992	5,338	6,162	3,762	4,741	53,986	55,724	88,227	74,050	58,636
Total of Fish . . . "	23,727	30,636	19,604	21,091	22,934	3,38,687	4,34,769	2,97,706	3,56,470	3,23,112
Fruits and Vegetables— Fresh fruits and vegetables— Fresh fruits . . . Value	—	—	—	—	—	1,60,443	1,36,306	1,01,031	1,41,415	1,44,725
Fresh vegetables of all kinds . . . "	—	—	—	—	—	13,87,537	6,47,813	10,51,634	13,80,946	10,00,477
Fruits and vegetables: dried, salted, or preserved, not being canned or bottled— Almonds . . . Tons	4,056	5,398	5,270	5,032	3,317	40,61,734	46,63,931	44,32,262	41,51,034	28,93,925
Currants and raisins . . . "	1,119	710	835	829	994	4,18,017	2,18,510	2,44,859	2,31,243	2,50,265
Dates . . . "	20,636	39,099	27,200	32,399	33,496	38,27,335	74,22,733	52,51,755	58,32,023	45,11,443
Other sorts . . . "	2,835	5,659	3,361	6,112	6,707	6,30,053	10,45,575	7,67,545	8,64,400	11,02,843
Total of Fruits and Vegetables . . . Value	—	—	—	—	—	1,04,85,319	1,41,34,373	1,18,49,086	1,26,01,066	99,03,633
Furniture and Cabinetware— Bedsteads . . . "	—	—	—	—	—	2,00,060	1,90,015	1,86,259	2,06,422	96,305
Furniture of wood (other than bedsteads) . . . "	—	—	—	—	—	3,69,284	4,13,201	3,13,823	5,70,265	3,80,739
Furniture of other materials (other than bedsteads) . . . "	—	—	—	—	—	6,08,019	4,84,543	5,06,765	4,65,773	3,26,496
Mouldings . . . "	—	—	—	—	—	4,03,116	2,97,598	4,88,626	3,06,580	2,36,273
Total of Furniture and Cabinetware . . . "	—	—	—	—	—	15,80,479	13,85,357	14,95,473	15,49,045	10,39,813
Glass and Glassware— Bangles . . . "	—	—	—	—	—	45,39,609	46,95,964	43,75,340	54,77,542	31,91,231
Beads and false pearls . . . Cwts.	13,248	13,715	15,633	16,752	7,942	10,07,521	10,77,353	12,40,030	11,45,430	6,25,963
Bottles and phials— Wodawater bottles . . . Gross	13,495	9,277	12,309	13,596	9,533	3,90,773	2,52,806	3,07,076	4,37,024	2,42,323
Others . . . "	208,290	199,452	221,313	243,937	217,762	8,37,320	6,33,937	8,53,406	7,57,677	6,14,963
Funnels, globes, and glass parts of lamps . . . Value	—	—	—	—	—	6,57,053	8,61,336	7,81,701	7,02,176	3,74,208
Scientific glassware . . . "	—	—	—	—	—	1,15,446	64,325	59,746	43,170	42,699
Sheet and plate { Sq. ft. & Cwts.	6,890,410	7,935,804	6,908,903	7,663,125	5,735,823	10,66,536	11,46,384	10,26,610	11,95,832	8,05,345
Tableware (including decanters, tumblers, etc.) . . . Value	87,378	103,333	182,343	102,409	74,697	—	—	—	—	—
Other glassware . . . "	—	—	—	—	—	2,49,199	3,76,326	5,37,434	6,13,133	4,50,525
Total of Glass and Glassware . . . "	—	—	—	—	—	13,12,655	11,97,605	12,04,427	12,47,843	8,01,737
Total of Glass and Glassware . . . "	—	—	—	—	—	1,01,96,112	1,03,05,336	1,03,34,520	1,16,10,877	71,49,054

(a) Sub-divided from 1930-31.

TRADE AT CHIEF PORT
BOMBAY

(82)

No. 12—continued
IMPORTS—continued

PRINCIPAL AND OTHER ARTICLES	QUANTITY					VALUE				
	1926-27	1927-28	1928-29	1929-30	1930-31	1926-27	1927-28	1928-29	1929-30	1930-31
BOMBAY—continued BOMBAY (CHIEF PORT)—continued						₹	₹	₹	₹	₹
Glue Cwts.	4,699	5,428	7,917	10,289	6,989	1,49,415	1,52,750	2,57,152	8,47,499	2,55,4
Grain, Pulse, and Flour—										
Barley Tons	2,489	77	30	263	20	4,69,489	13,381	4,826	31,829	2,6
Beans (dry) "	164	73	84	68	9,512	35,887	14,606	17,888	15,159	18,81,3
Jowar and Bajra "	506	43	41	3,212	170	91,542	8,160	5,531	6,59,223	21,6
Pulse "	5,384	2,566	6,069	7,591	16,386	11,86,346	5,32,768	11,21,957	18,97,197	27,25,6
Rice, not in the husk "	202	27,681	5,706	90	2,477	47,921	39,64,124	9,76,483	24,998	2,20,1
Wheat "	4,606	43,642	106,543	130,354	89,641	8,25,311	70,13,763	1,62,58,154	1,81,56,730	97,37,2
Other sorts "	1,217	303	118	433	208	67,712	53,047	22,419	76,571	25,2
Total of Grain, pulse, and flour "	14,568	74,385	118,591	142,006	118,414	27,24,158	1,15,99,794	1,84,07,258	2,02,61,707	1,41,23,1
Graphite crucibles Cwts.	1,622	2,448	2,337	2,058	1,742	89,107	1,13,572	1,24,061	1,02,176	82,6
Gums and Resins—										
Arabic "	4,810	4,592	13,349	9,988	7,234	1,12,114	1,01,353	3,17,354	2,76,686	1,78,7
Benjamin "	6,957	8,524	8,306	8,584	6,787	3,32,548	4,29,429	4,95,625	4,98,787	3,81,6
Olibanum or frankincense "	24,344	20,492	18,691	34,308	23,071	2,90,931	2,74,655	2,84,279	4,48,903	2,90,3
Rosin "	7,103	8,211	8,463	7,888	7,768	70,723	92,798	80,659	75,010	63,5
Other sorts "	35,985	45,348	59,762	60,601	44,878	9,62,690	15,72,194	18,88,946	15,05,168	8,71,8
Total of Gums and Resins "	79,179	87,167	109,071	121,269	94,738	17,69,006	24,70,429	28,60,863	28,04,554	17,81,1
Hardware, excluding Cutlery and Electroplated ware—										
Agricultural implements Value	—	—	—	—	—	94,633	1,93,216	1,65,556	1,74,273	1,39,0
Builders' hardware, such as locks, hinges, doorbolts, etc. "	—	—	—	—	—	8,81,010	8,54,802	9,60,986	12,16,736	8,11,1
Domestic hardware, other than enamelled ironware "	—	—	—	—	—	2,97,812	6,25,882	5,28,208	4,24,780	2,57,71
Enamelled ironware "	—	—	—	—	—	8,87,895	6,89,449	9,25,738	6,61,235	4,26,57
Gas mantles "	—	—	—	—	—	3,86,060	5,04,725	4,38,255	4,55,631	3,40,14
Implements and tools, other than agricultural implements and machine tools "	—	—	—	—	—	20,32,218	18,43,326	17,00,900	17,82,082	11,86,72
Lamps, metal No.	1,543,437	1,651,773	1,541,037	1,372,154	763,580	23,95,172	24,83,069	23,37,015	23,03,279	13,92,95
Lamps Glass "	25,907	41,891	17,519	9,360	5,767	52,131	41,339	27,366	8,792	8,02
Parts of lamps, other than glass Value	—	—	—	—	—	3,67,120	5,38,463	4,22,637	5,54,004	2,30,04
Safes and strong boxes of metal No.	166	71	40	119	35	59,889	13,605	13,606	33,155	24,211
Stoves "	80,920	79,935	90,356	87,289	49,401	4,37,299	3,79,104	3,89,394	3,74,605	1,87,88
Other sorts Value	—	—	—	—	—	77,34,202	81,19,077	79,61,985	77,83,708	50,90,43
Total of Hardware, etc. "	—	—	—	—	—	1,56,25,631	1,62,86,057	1,59,81,646	1,57,22,380	1,00,95,151
Hides and Skins, raw—										
Hides, raw { Tons	148	341	231	394	43	1,59,761	6,65,956	3,57,300	4,82,817	54,15
Hides, raw { =No.	—55,880	—202,548	—85,696	—146,375	—17,472					
Skins { Tons	700	636	641	682	363	8,93,521	7,93,961	7,36,750	6,31,084	2,18,446
Skins { =No.	—863,262	—877,115	—913,370	—833,447	—322,537					
Total of Hides and Skins, raw { Tons	848	977	872	1,076	406	10,53,282	14,59,917	10,94,050	11,13,901	2,72,601
Total of Hides and Skins, raw { =No.	—924,142	—1,079,663	—999,066	—979,822	—340,010					
Instruments, Apparatus, and Appliances and parts thereof—										
Electrical including telegraph and telephone apparatus not being machinery—										
Electric fans and parts thereof Value	—	—	—	—	—	6,91,988	7,36,727	11,26,782	13,54,055	7,43,896
Electric wires and cables—										
Rubber, insulated "	—	—	—	—	—	11,87,909	12,64,228	17,87,232	18,06,938	13,64,904
Insulations other than rubber "	—	—	—	—	—	13,56,176	16,25,209	11,93,084	16,84,090	12,52,004
Telegraph and telephone wires and cables "	—	—	—	—	—	31,103	31,034	95,551	59,952	40,656
Bare copper wire (electrolytic) other than telegraph and telephone (a) "	—	—	—	—	12,479	7,29,977	6,80,930	5,01,414	9,72,831	6,23,161

(a) Quantity shown from 1930-31.

No. 12—continued
IMPORTS—continued

PRINCIPAL AND OTHER ARTICLES	QUANTITY					VALUE				
	1926-27	1927-28	1928-29	1929-30	1930-31	1926-27	1927-28	1928-29	1929-30	1930-31
BOMBAY—continued BOMBAY (CHIEF PORT)—continued Instruments, Apparatus, and Appliances, and parts thereof—continued Electrical, including telegraph and tele- phone apparatus not being machinery— Telegraph and Tele- phone instruments and apparatus . Value	—	—	—	—	—	1,49,068	2,57,513	2,59,723	2,18,338	2,16,075
Electric lamps and parts thereof— Electric glow lamp† No.	1,813,880	2,146,695	5,263,110	—	—	6,70,635	10,05,001	11,74,721	—	—
Flash light including torch lights, pocket lamps, etc.* "	—	—	—	454,186	1,324	—	—	—	2,85,908	4,767
Automobile lighting lamps* "	—	—	—	530,005	520,002	—	—	—	78,859	83,018
Standard lighting lamps* "	—	—	—	1,840,098	1,720,600	—	—	—	9,99,532	9,98,797
Electric lamps other sorts . "	111,486	160,785	384,719	72,855	5,380	83,425	1,70,484	3,14,076	1,02,109	49,190
Parts and accessories of Electric lamps. Value	—	—	—	—	—	2,39,368	3,35,000	5,72,556	11,75,657	11,46,513
Batteries . "	—	—	—	—	—	2,20,209	1,46,345	1,07,761	53,306	45,277
Carbons, Electric (including furnace electrodes) . "	—	—	—	—	—	29,688	59,355	46,469	1,53,145	1,19,269
Accumulators (in- cluding parts) . "	—	—	—	—	—	7,91,916	6,28,554	8,08,446	13,35,707	10,05,792
Electric lighting accessories and fittings (including switches) . "	—	—	—	—	—	3,98,789	4,21,035	4,23,084	7,87,698	3,91,630
Electrical Instru- ments (other than telegraphic and telephonic)— Meters . "	—	—	—	—	—	1,60,417	2,86,550	2,96,168	4,04,137	2,91,550
Others . "	—	—	—	—	—	30,136	21,433	16,026	6,986	22,422
Electro-m e d i c a l apparatus (includ- ing X-ray appa- ratus) . "	—	—	—	—	—	1,02,448	1,19,322	2,39,886	2,96,960	2,00,192
Switchboards (other than telegraph and telephone) . "	—	—	—	—	—	16,396	30,782	51,937	6,575	12,390
Electric goods and apparatus, not enumerated . "	—	—	—	—	—	9,81,266	9,17,105	9,94,078	11,52,646	13,17,398
Musical— Pianos and piano players complete No.	115	134	101	87	66	99,517	1,12,619	91,235	77,113	45,559
Talking machines and accessories— Talking machines . "	2,890	2,827	2,408	2,807	2,820	93,585	92,428	92,137	1,50,719	1,46,579
Records . "	16,668	38,578	75,601	197,172	127,574	16,814	32,874	55,133	2,26,372	1,68,729
Accessories . Value	—	—	—	—	—	1,40,361	1,39,522	1,78,367	2,24,866	1,91,823
Other sorts, includ- ing parts of mus- ical instruments . "	—	—	—	—	—	2,73,888	2,34,080	3,02,355	2,89,601	2,69,511
Optical . "	—	—	—	—	—	3,91,651	4,01,049	5,32,009	4,85,012	3,83,571
Photographic— Cinematograph film† length in foot	11,237,434	—	—	—	—	8,89,517	—	—	—	—
Raw films, i. e., blank films on which no picture has been impressed . "	—	9,407,723	14,740,792	17,531,468	22,056,993	—	4,41,554	6,55,734	6,79,932	8,37,248
Exposed films Photographic other than cinematograph films Value	—	4,538,958	5,141,664	4,967,698	4,575,374	—	4,15,749	4,05,674	4,78,610	6,08,179
Scientific and philoso- phical . "	—	—	—	—	—	18,77,368	12,19,150	15,92,642	15,59,934	16,15,105
Surgical . "	—	—	—	—	—	8,53,042	10,32,367	9,50,066	8,88,020	7,37,026
Wireless apparatus . "	—	—	—	—	—	9,08,526	10,17,786	9,17,959	10,74,285	7,45,817
Other kinds . "	—	—	—	—	—	3,47,744	9,19,194	5,00,609	3,87,314	2,84,571
Total of Instruments, etc. . "	—	—	—	—	—	4,55,242	5,79,401	6,29,493	6,22,525	4,52,007
Ivory— Unmanufactured Lbs.	227,309	276,478	213,122	193,355	206,484	13,40,795	20,68,082	17,23,363	14,49,366	13,77,050
Manufactured Value	—	—	—	—	—	13,677	33,712	20,990	9,977	10,042
Total of Ivory . "	—	—	—	—	—	13,54,472	21,01,794	17,44,353	14,59,343	13,87,092
Jewellery (excluding imitation Jewe- lry and precious stones and pearls unset), also plate of gold and silver— Jewellery (a) . "	—	—	—	—	—	10,62,642	3,10,405	3,48,712	15,47,923	31,87,854
Plate of gold and silver . "	—	—	—	—	—	3,81,294	3,73,912	3,28,477	3,73,533	2,02,374
Total of Jewellery, etc. . "	—	—	—	—	—	23,43,936	6,83,317	6,77,189	19,21,511	33,90,228

(a) Inclusive of Imports by postal packets referred to Collectors of Customs for assessment from 1922-23.

* Separately recorded from 1929-30.

† Figures from 1927-28 are shown under the sub-heads following.

‡ Discontinued from 1929-30. For new heads see below.

TRADE AT CHIEF PORT
BOMBAY

(84)

No. 12—continued
IMPORTS—continued

PRINCIPAL AND OTHER ARTICLES	QUANTITY					VALUE				
	1926-27	1927-28	1928-29	1929-30	1930-31	1926-27	1927-28	1928-29	1929-30	1930-31
BOMBAY—continued										
BOMBAY (CHIEF PORT)—continued										
Leather—										
Hides, tanned or dressed { Tons =No.	14	4	16	47	25	78,537	36,960	99,205	1,39,023	1,70,048
	—2,613	—1,727	—9,066	—12,010	—15,210					
Skins, tanned or dressed { Tons =No.	23	20	29	44	35	2,61,170	2,16,978	3,46,134	4,86,905	4,31,531
	—36,494	—42,178	—52,139	—83,157	—66,459					
Unwrought . Cwts.	1,389	1,120	1,055	437	150	2,73,235	3,50,252	3,04,704	1,98,065	47,492
Leather cloth (including Artificial leather) Sq. yards	106,049	134,991	129,807	176,076	147,337	1,67,887	1,65,894	1,86,989	1,92,200	1,54,456
Manufactures (excluding boots and shoes and belting for machinery)—										
Bags and trunks Cwts.	190	168	198	180	108	52,179	49,200	67,143	53,612	38,392
Pickers	2,318	3,321	2,879	2,836	1,744	7,06,054	6,85,635	5,44,562	5,50,960	3,07,067
Picking bands and straps	2,004	2,203	1,963	2,240	2,463	5,95,122	5,48,125	5,12,831	5,63,102	5,45,730
Roller skins	612	645	581	586	1,148	6,29,494	7,58,402	5,78,281	6,84,145	6,69,368
Saddlery and harness	261	186	171	89	98	67,513	99,503	68,792	45,623	36,087
Other sorts	2,708	5,028	12,371	24,800	18,445	3,32,769	3,63,196	5,31,463	6,62,092	3,73,793
Total of Leather . Value	—	—	—	—	—	31,48,960	32,74,145	33,80,194	35,82,027	27,74,563
Liquors, including denatured and perfumed spirits—										
Ale, beer, and porter—										
In bottle Lq. Gals.	534,419	569,621	597,088	603,690	799,899	13,29,059	13,95,125	14,50,062	19,33,874	18,80,372
In bulk	495,778	671,808	563,709	669,426	574,139	6,96,136	8,72,417	7,70,560	8,52,999	6,64,037
Stout and Porter—										
In bottle	39,919	39,909	33,517	46,565	38,310	1,55,592	1,59,658	1,36,754	1,77,376	1,49,398
In bulk	14,012	12,717	12,930	14,724	28,392	19,063	16,220	16,190	17,060	25,873
Cider and other fermented liquors	2,300	2,760	3,102	3,331	1,838	11,790	14,835	17,479	17,390	10,010
Spirit—										
Brandy	179,653	155,369	135,321	137,682	109,225	19,78,074	16,18,417	13,18,514	13,36,016	11,33,680
Proof	136,951	123,483	109,105	106,827	84,634					
Gin	34,019	35,272	32,637	38,045	34,327	3,13,701	3,23,656	2,85,400	3,35,301	3,07,710
Proof	23,744	25,434	23,614	27,434	24,416					
Liqueurs	2,823	3,637	3,060	4,250	2,582	44,099	64,278	43,718	61,305	33,343
Rum	16,608	10,103	8,327	7,139	3,451	83,585	59,633	50,431	40,617	22,567
Proof	15,819	9,673	7,522	5,755	2,853					
Whisky	135,342	123,270	116,080	122,344	117,877	21,57,730	20,26,887	18,96,879	20,52,290	20,12,336
Proof	97,577	95,760	85,378	91,915	90,240					
Spirit, present in drugs, medicines or chemicals	53,016	51,200	63,973	56,301	33,375	15,05,332	13,73,234	16,33,332	16,05,405	10,82,262
Spirit, perfumed	7,236	5,668	6,457	5,136	3,574	4,79,987	4,34,862	4,35,811	4,34,988	2,67,697
Denatured spirits—										
Imported direct										
Spirits denatured at Custom Houses immediately on arrival before clearance	90	10	120	..	8	525	44	328	..	57
Other sorts	245,494	301,093	247,922	(a) 293,366	(b) 367,158	3,16,596	3,56,808	2,76,561	3,28,137	4,22,188
Total of Spirit	10,940	9,090	9,620	11,176	7,918	3,62,043	3,35,291	3,52,771	3,93,474	2,95,311
Total of Spirit	685,226	694,742	622,517	675,939	684,445	72,42,682	65,98,110	62,08,795	65,87,808	55,82,160
Wines—										
Champagne and other sparkling wines	10,507	8,977	8,188	7,324	5,383	2,87,455	2,61,613	2,10,492	2,17,266	1,54,749
Port										
Still red wines, other than port	11,973	11,150	10,805	10,097	7,720	1,51,748	1,40,394	1,13,221	1,17,638	92,447
Sherry, Madeira and Marsala	23,942	20,247	16,485	18,467	13,977	2,12,648	1,44,065	1,13,319	1,24,605	1,00,041
Still white wines, other than Sherry, Madeira and Marsala	9,235	10,272	8,243	9,503	8,092	1,27,365	1,33,010	1,12,648	1,27,267	1,17,050
Other sorts, including Vermouth and Ginger wines	4,265	5,662	4,068	4,568	3,376	42,212	49,507	38,037	45,537	34,993
Total of Wines	23,926	23,369	26,307	25,589	26,002	1,91,675	2,02,042	1,58,159	1,46,166	1,50,098
Total of Wines	88,853	84,667	73,596	76,108	65,450	10,13,098	9,80,681	7,45,376	7,77,479	6,40,373
Total of Liquors	1,859,507	2,076,224	1,906,450	2,289,733	2,192,479	1,04,07,420	99,86,996	94,35,716	1,03,03,486	89,67,253

(a) The whole quantity was denatured at the docks besides this 1580, i. e., of potable spirit imported from Java were subsequently denatured in bond.
(b) The whole quantity was denatured at the docks.

No. 12—continued
IMPORTS—continued

PRINCIPAL AND OTHER ARTICLES	QUANTITY					VALUE				
	1926-27	1927-28	1928-29	1929-30	1930-31	1926-27	1927-28	1928-29	1929-30	1930-31
BOMBAY—continued										
BOMBAY (CHIEF PORT)—continued										
Machinery and Millwork—										
Prime-movers (other than electrical)—										
Locomotives—										
Oil Engines No.	12	4	9	7	11	84,375	20,843	56,310	63,459	73,938
Parts of Oil Engines Value	—	—	—	—	—	3,275	90	4,596	893	622
Steam Engines No.	155	92	76	67	32	13,62,062	8,04,294	6,92,756	4,93,508	2,36,197
Parts of Steam Engines Value	—	—	—	—	—	1,72,613	2,76,475	3,65,328	2,06,442	1,76,153
Railway locomotive Engines and tenders and parts*	—	—	—	—	—	—	—	26,40,143	38,74,339	42,80,264
Others	—	—	—	—	—	33,990	2,735	863	140	1,018
Other than Locomotives—										
Gas Engines No.	17	7	43	19	14	10,367	15,689	18,327	26,694	5,748
Parts of Gas Engines Value	—	—	—	—	—	12,449	16,984	28,208	12,717	12,654
Oil Engines No.	1,610	1,625	2,299	2,851	1,277	83,74,561	34,29,914	42,48,563	43,22,270	21,94,806
Parts of Oil Engines Value	—	—	—	—	—	6,45,621	7,34,268	6,69,559	8,06,783	6,23,279
Steam Engines No.	68	85	93	66	27	5,08,705	8,25,555	7,86,723	4,57,075	3,26,739
Parts of Steam Engines Value	—	—	—	—	—	2,62,090	2,35,314	2,34,282	3,00,840	2,75,691
Others	—	—	—	—	—	43,667	27,894	1,81,429	2,61,335	5,35,675
Electrical machinery of all kinds, not including instruments, apparatus, appliances, and parts thereof—										
Control and Switch gear	—	—	—	—	—	12,51,237	10,57,517	10,21,490	13,86,523	10,63,330
Generators, alternators, and dynamos	—	—	—	—	—	10,63,393	9,15,613	8,42,988	13,27,464	7,32,330
Motors	—	—	—	—	—	8,18,087	9,83,403	14,24,670	15,09,399	9,23,013
Transformers	—	—	—	—	—	12,78,415	3,42,412	2,33,510	5,40,048	4,39,212
Turbo-Generating sets	—	—	—	—	—	2,78,043	1,26,676	3,04,485	6,37,962	12,914
Others	—	—	—	—	—	36,46,764	27,09,445	20,92,362	33,42,548	15,38,554
Machinery, not being prime-movers or electrical machinery—										
Aerated water making machinery	—	—	—	—	—	80,520	65,233	66,292	60,058	56,764
Agricultural machinery—										
Agricultural tractors and parts	—	—	—	—	—	1,40,323	2,11,722	2,02,387	2,64,102	1,16,454
Ploughs and parts	—	—	—	—	—	2,32,632	51,192	95,464	84,971	40,777
Other sorts	—	—	—	—	—	44,348	85,280	79,944	66,468	37,090
Bollers	—	—	—	—	—	16,90,269	19,72,381	24,67,646	19,71,904	19,67,909
Boots and shoes manufacturing machinery	—	—	—	—	—	2,361	19,317	4,440	1,999	23,944
Metal working machinery (including machine tools)	—	—	—	—	—	16,65,854	21,38,069	13,50,226	19,01,008	15,23,302
Mining machinery—										
Coal	—	—	—	—	—	91,108	—	8	90	336
Other sorts	—	—	—	—	—	1,67,413	2,22,393	1,33,143	1,08,322	1,02,367
Oil crushing and refining machinery	—	—	—	—	—	4,40,937	8,00,046	10,73,790	9,17,554	2,34,131
Paper mill machinery	—	—	—	—	—	23,525	25,677	34,100	25,981	30,803
Refrigerating machinery	—	—	—	—	—	1,79,167	2,52,903	11,79,604	6,44,963	6,85,184
Rice and flour mill machinery	—	—	—	—	—	5,48,105	3,29,629	4,26,995	4,01,893	2,32,152
Saw mill and wood working machinery	—	—	—	—	—	3,01,086	2,36,313	1,69,085	1,86,352	1,53,239
Sewing and knitting machines and parts thereof—										
Sewing and knitting machines No.	13,338	12,261	16,193	15,067	12,292	14,71,355	11,70,093	16,30,169	13,19,314	12,22,756
Parts of sewing and knitting machines and accessories Value	—	—	—	—	—	1,81,033	93,685	1,04,663	1,23,034	1,27,333
Sugar machinery	—	—	—	—	—	54,246	43,681	73,794	33,642	90,136
Textile machinery—										
Cotton—										
Bleaching and dyeing machinery	—	—	—	—	—	1,77,597	4,03,596	3,41,157	2,25,559	89,590
Printing machinery	—	—	—	—	—	37,575	9,333	24,074	8,033	13,605
Spinning machinery	—	—	—	—	—	61,39,247	70,66,825	90,36,156	88,47,930	62,51,937
Weaving machinery	—	—	—	—	—	48,39,354	59,37,555	56,22,100	51,77,187	44,14,441
Other sorts	—	—	—	—	—	20,11,267	14,55,493	16,73,338	13,21,043	7,11,312
Shuttles (excluding those for sewing machines)	—	—	—	—	—	6,25,649	3,76,032	5,91,433	7,43,066	7,05,775
Wool machinery	—	—	—	—	—	2,21,075	50,995	25,463	45,396	14,676
Other sorts	—	—	—	—	—	1,15,639	2,39,323	3,38,733	6,60,739	6,97,170

*Transferred from Railway plants and rolling stock which ceases to be a separate head from 1928-29.

TRADE AT CHIEF PORT
BOMBAY

(86)

No. 12—continued
IMPORTS—continued

PRINCIPAL AND OTHER ARTICLES	QUANTITY					VALUE				
	1926-27	1927-28	1928-29	1929-30	1930-31	1926-27	1927-28	1928-29	1929-30	1930-31
BOMBAY—continued						₹	₹	₹	₹	₹
BOMBAY (CHIEF PORT)—continued										
Machinery and Millwork—continued										
Machinery, not being prime-movers or electrical machinery—continued										
Typewriters—										
Typewriters . . . No.	4,367	5,371	6,520	5,173	5,285	6,43,228	7,85,867	0,19,007	0,89,004	7,63,841
Parts and accessories . . . Value	—	—	—	—	—	42,072	59,673	86,284	00,085	84,234
Other sorts of machinery (excluding printing machinery) . . .	—	—	—	—	—	59,30,829	58,34,660	79,33,583	62,16,316	40,80,313
Total of Machinery and Millwork . . .	—	—	—	—	—	4,20,22,763	4,30,73,522	5,21,01,205	5,22,07,107	3,99,43,898
Manures—										
Artificial and Mineral Manures—										
Nitrate of Soda . . . Tons	285	376	481	1,337	70	51,511	67,816	76,408	1,00,206	10,095
Sulphate of Ammonia . . .	1,034	1,784	2,761	4,962	5,041	1,91,112	3,03,613	4,16,329	7,14,204	6,06,039
Other sorts . . .	272	206	155	593	587	35,951	29,072	20,980	85,451	82,980
Fish Manures . . .	3,126	4,557	2,468	1,315	1,142	3,19,392	4,18,171	2,05,932	1,50,640	94,389
Hornmeal . . .	518	20	92,435	4,170
Other kinds (excluding oil cake) . . .	69	50	61	9	1	5,544	2,008	4,198	618	127
Total of Manures . . .	5,304	6,993	5,926	8,716	6,841	6,95,945	8,25,450	7,23,907	11,41,269	8,84,730
Matches—										
Safety . . . Gross of Boxes	551,903	395,781	223,512	246,623	183,023	5,24,429	3,88,434	2,24,848	2,34,775	1,49,465
Other sorts . . .	879,825	849,367	41,113	2,626	..	9,10,890	3,05,348	49,576	3,459	..
Total of Matches . . .	1,431,728	745,148	269,625	249,249	183,023	14,35,319	7,83,782	2,74,424	2,38,234	1,49,465
Mats and matting (except coir and rubber) . . . Sq. Yds.	758,083	436,708	580,399	525,906	714,671	3,37,792	1,84,880	2,26,148	1,95,627	2,07,608
Metals and Ores—										
Aluminium—										
Unwrought (Ingots, blocks, bars) . . . Cwts.	1,521	20	27	4	14	71,705	1,420	1,401	357	1,121
Wrought—										
Circles and sheets—										
Circles . . .	45,527	61,872	60,803	61,845	44,614	43,79,840	56,41,045	49,80,135	49,43,003	33,30,559
Sheets . . .	1,319	1,897	2,531	1,535	614	1,17,195	1,57,562	1,99,088	1,09,097	43,566
Other manufactures . . .	935	1,961	1,911	2,474	1,852	1,07,803	1,76,179	1,75,923	2,40,191	1,80,211
Total of Aluminium . . .	49,802	65,770	64,772	65,868	47,094	46,76,543	59,76,206	53,85,497	53,01,048	35,55,467
Antifriction metal . . .	191	309	583	1,125	1,319	17,140	39,743	44,806	59,492	67,970
Iron, Bronze, and similar alloys and manufactures thereof—										
Unwrought . . .	863	995	20	249	916	27,201	30,778	3,576	21,572	43,279

No. 12—continued
IMPORTS—continued

PRINCIPAL AND OTHER ARTICLES	QUANTITY					VALUE				
	1926-27	1927-28	1928-29	1929-30	1930-31	1926-27	1927-28	1928-29	1929-30	1930-31
BOMBAY—continued										
BOMBAY (CHIEF PORT)—continued										
Metals and Ores—continued										
Brass, etc.—continued										
Wrought—										
Mixed or yellow metal for sheathing Cwts.	244,420	249,872	246,881	164,816	163,687	1,18,43,682	1,14,10,739	1,19,76,508	84,41,636	66,22,182
Rods "	2,792	6,185	2,894	6,891	5,798	1,25,578	2,54,778	1,20,576	3,09,067	2,27,348
Sheets "	1,467	923	718	4,871	1,250	76,331	44,128	39,098	2,33,307	61,082
Tubes "	758	674	759	1,080	1,288	50,818	37,571	58,759	73,894	75,578
Wire "	3,954	4,105	3,821	5,476	3,025	2,16,986	2,13,671	1,98,117	2,90,136	1,43,310
Other sorts "	22,823	11,066	10,975	6,506	9,265	11,24,207	6,72,418	7,13,186	4,72,830	5,05,214
Total of Brass, etc. "	277,072	273,380	265,568	189,389	185,174	1,34,64,803	1,26,64,083	1,31,03,815	98,47,452	76,83,002
Copper—										
Ore Tons	8	..	6	..	2	2,834	..	4,000	..	1,094
Old, for re-manufacture Cwts.	2,462	1,620	2,179	2,010	3,238	88,973	57,809	74,990	75,746	1,18,018
Unwrought—										
Files, ingots, cakes, bricks, and slabs "	5,131	1,374	933	2,277	4,030	2,22,551	59,906	44,176	1,27,937	1,65,303
Wrought—										
Braziers "	326	1,089	127	15,647	65,229	4,080
Rods "	4,745	6,154	3,289	4,124	2,926	2,63,351	3,23,862	1,76,727	2,59,868	1,60,952
Sheets "	169,474	186,360	140,755	66,719	105,182	77,00,891	65,76,204	73,14,590	40,98,858	49,28,717
Tubes "	3,217	2,485	801	1,190	1,642	2,29,547	1,61,866	57,685	1,00,133	1,03,584
Wire, excluding wire of telegraph and telephones "	1,268	1,752	1,158	1,616	1,421	77,711	1,04,410	70,291	1,15,960	77,225
Other manufactures "	3,714	1,942	1,815	2,671	1,765	2,33,487	2,11,747	1,33,923	2,37,388	1,51,621
Total of Copper (excluding Ore) "	190,011	151,687	151,256	81,896	120,331	88,66,511	74,97,894	79,38,029	50,76,119	57,04,350
German silver (including nickel silver) "	10,597	11,617	18,250	14,067	9,585	9,54,506	9,83,648	15,15,209	11,23,253	7,88,869
Iron—										
Ore Tons	15	21	45	1,766	2,583	5,602
Pig "	243	1,599	490	690	1,476	19,679	1,33,275	38,899	55,707	1,07,009
Manufactures—										
Angle and tee, bolt, and rod "	166	4	15	10	2	22,023	429	3,039	2,633	479
Bars and channels "	546	426	204	358	311	1,14,932	85,861	41,802	61,462	62,593
Blow bowls "	59	32	60	83	29	21,745	10,204	19,115	25,226	8,859
Total of Iron (excluding Ore) "	1,014	2,061	739	1,141	1,818	1,78,384	2,29,769	1,02,855	1,45,073	1,78,940
Steel—										
Angle and tee "	12,823	17,373	16,498	15,733	8,014	12,21,343	16,54,368	16,80,840	15,91,735	7,04,056
Spring "	955	1,433	499	7	480	1,62,379	2,39,950	63,986	2,123	63,245
bars other than Cast Steel "	53,666	61,240	49,757	55,088	22,776	50,18,651	59,00,206	55,87,519	58,47,213	21,49,451
Cast—										
Tool, steel—										
High speed "	68	50	75	158	112	2,26,847	2,03,481	1,72,469	3,05,505	1,04,334
Carbon "	430	340	207	280	127	1,81,203	1,42,889	1,09,904	2,16,559	66,530
Cast steel bars "	70	22	97	64	102	21,729	6,852	39,243	22,127	18,932
Other cast steel "	145	133	238	109	135	31,351	35,660	61,056	27,191	32,578
Ingots, blooms, billets, and slabs "	144	304	241	396	267	19,322	43,023	34,304	55,773	30,313
Total of Steel "	68,301	80,899	67,612	71,835	32,013	68,83,625	82,20,498	77,54,416	80,83,286	32,75,639

PRINCIPAL AND OTHER ARTICLES	QUANTITY					VALUE				
	1926-27	1927-28	1928-29	1929-30	1930-31	1926-27	1927-28	1928-29	1929-30	1930-31
BOMBAY—continued										
BOMBAY (CHIEF PORT)—continued										
Metals and Ores—continued										
Iron or steel—										
Anchors and cables . Tons	25	68	33	101	92	11,018	21,614	12,539	37,278	34,802
Beams, channels, pillars, girders, and bridge-work	17,610	30,118	30,806	24,824	19,757	19,33,791	30,67,306	35,20,099	25,19,819	18,56,275
Bolts and nuts	4,118	2,816	4,182	3,564	2,407	10,66,113	8,05,066	12,03,920	11,88,593	7,51,009
Fencing materials (including fencing wire)	2,099	2,825	3,272	3,174	2,402	6,57,317	7,56,138	8,65,306	9,15,835	5,75,779
Hoops and strips	15,891	14,787	16,977	18,106	14,894	21,25,780	19,94,231	25,32,844	24,82,975	18,88,602
Nails, rivets, and washers (excluding wire nails)	6,057	7,075	7,397	6,049	4,631	17,64,834	20,73,971	21,46,287	17,08,117	12,85,086
Old, for re-manufacture	4,395	987	383	226	1,842	1,78,153	39,311	14,683	7,650	53,939
Pipes and fittings, cast	4,504	5,333	2,907	1,770	1,156	9,66,949	11,61,078	6,12,086	4,68,277	3,62,862
Rails, chairs, and fish plates (including those for railways)—										
Protected—										
Rails 80 lbs. per yard and over, and fish-plates thereof	836	835	6,617	2,385	5,801	1,19,862	86,969	8,11,266	2,95,680	7,28,600
Others	430	453	716	112	111	40,368	39,443	71,980	11,391	10,782
Not protected	852	584	804	44	5	1,07,872	63,988	1,39,445	9,994	2,841
Screws (a)	223	—	—	—	—	1,75,408	—	—	—	—
Wood screws	—	408	309	225	312	—	2,61,642	1,61,506	1,87,998	1,80,510
Metal thread screws	—	25	104	30	11	—	22,168	30,998	7,996	4,334
Sheets and plates—										
Galvanised—										
Corrugated	50,187	72,553	75,342	64,727	39,189	1,10,43,800	1,55,07,514	1,54,18,750	1,30,87,251	69,90,875
Plain	6,535	8,124	8,075	7,426	6,030	16,83,647	19,02,586	17,30,143	16,02,276	11,56,516
Tinned—										
Tin plates	7,204	6,394	5,506	9,336	5,263	23,91,014	20,75,021	17,44,059	29,52,550	16,99,636
Other sorts	911	168	19	3,19,733	46,868	10,053	..
Not galvanised or tinned—										
Sheets up to ½-inch thick	9,161	11,408	11,123	7,773	4,261	11,79,807	16,06,224	15,32,317	10,51,102	5,35,143
Plates over ½-inch thick	9,147	12,462	10,172	9,612	5,142	11,14,216	14,64,258	12,51,047	11,40,465	7,44,019
Other sorts	883	1,411	777	446	76	1,01,133	1,57,967	94,959	56,255	8,238
Sleepers and keys of steel or iron for railways*	—	—	7,198	7,256	5,896	—	—	9,17,376	7,49,743	7,56,513
Tubes, pipes and fittings, wrought	7,095	8,823	8,788	8,396	9,466	20,33,217	22,09,455	21,37,840	23,50,209	26,23,515
Wire nails	1,933	2,561	2,351	1,798	1,382	3,17,146	4,26,550	3,82,294	2,95,438	2,03,778
Wire rope—										
Black	37	34	30	23	7	25,709	30,946	21,794	17,137	6,968
Galvanised	177	231	232	190	149	1,00,927	1,15,692	1,46,612	1,02,932	83,161
Wire, other than fencing wire	1,714	2,345	3,327	2,288	2,064	2,94,913	4,03,823	5,66,381	4,37,773	4,80,389
Other manufactures of iron or steel	5,063	7,820	10,613	7,906	6,455	13,34,149	18,35,534	27,48,671	23,06,440	19,33,638
Total of Iron or Steel	156,191	201,336	218,259	187,806	189,701	3,10,69,123	3,84,48,286	4,03,64,428	3,59,41,167	2,49,57,725
Lead—										
Unwrought—										
Ore	76	119	86	69	83	41,108	53,978	32,060	23,234	31,400
Other sorts . Cwts.	1,841	41	91	853	1,106	30,603	789	476	8,994	12,863
Wrought—										
Sheets, pipes and tubes—										
Sheets	3,952	5,280	5,670	5,403	4,082	98,078	1,06,030	1,00,674	1,01,165	66,225
Pipes and tubes	3,244	3,690	5,399	4,278	4,897	88,164	82,383	1,09,971	86,881	89,802
Sheets for tea chests	1,018	..	139	24,303	..	2,305
Other sorts	3,451	2,386	6,288	2,462	2,764	86,172	58,168	1,01,221	50,452	38,235
Total of lead (excluding Ore)	13,997	11,397	17,687	13,001	11,840	3,27,410	2,47,379	3,14,737	2,47,492	2,07,215
Quicksilver . lbs.	86,039	62,310	112,610	68,651	76,610	2,48,104	2,16,042	3,08,679	2,68,889	3,10,210

*Transferred from Railway Plant and Rolling Stock which ceases to be a separate head from 1923-29.
(a) Figures from 1927-28 are divided into the sub-heads following.

No. 12—continued
IMPORTS—continued

PRINCIPAL AND OTHER ARTICLES	QUANTITY					VALUE				
	1926-27	1927-28	1928-29	1929-30	1930-31	1926-27	1927-28	1928-29	1929-30	1930-31
BOMBAY—continued										
BOMBAY (CHIEF PORT)—continued										
Metals and Ores—continued										
Solder . . . Cwts.	247	1,609	961	2,352	782	26,970	1,74,800	86,200	2,28,756	48,132
Tin—										
Unwrought (blocks, ingots, bars, and slabs) . . .	10,326	16,674	9,924	13,254	14,092	10,70,962	31,51,314	15,57,567	18,19,283	13,07,969
Wrought (including plates or sheets, not being tinned iron) . . .	246	136	153	79	125	59,006	31,968	31,533	15,501	20,302
Total of Tin . . .	10,572	16,810	10,077	13,333	14,217	20,29,968	31,83,282	15,89,100	18,34,784	13,28,271
Zinc or Spelter—										
Unwrought . . .	24,641	43,545	28,181	16,862	11,937	5,44,675	8,13,607	4,72,278	3,13,201	1,60,700
Wrought or manufactured . . .	7,103	7,336	5,431	9,053	6,913	2,26,417	2,18,257	1,47,849	2,32,439	1,40,416
Other sorts . . .	483	84	140	4	..	9,389	1,051	3,094	100	2
Total of Zinc or Spelter . . .	32,232	50,965	33,752	25,924	18,855	7,80,481	10,28,815	6,23,221	5,45,740	3,07,208
Metals, unenumerated . . .	5,170	3,236	2,695	3,320	5,386	3,61,672	1,91,638	2,06,353	1,84,186	1,71,980
Ores, unenumerated Tons	10	7	1,766	1,913
Total of Metals . . .	254,990	313,666	314,935	281,303	194,296	7,04,85,240	7,91,08,338	7,99,07,545	6,89,22,342	4,86,45,163
Total of Ores . . .	89	119	107	90	137	45,768	53,973	37,320	30,817	40,078
Total of Metals and Ores . . .	255,079	313,785	315,042	281,463	194,433	7,05,30,948	7,91,62,361	7,99,46,371	6,89,53,159	4,86,85,246
Oils—										
Animal—										
Fish oil . . . { Cwts. & Gals.	26 332	391 4,868	1,222 15,031	1,742 21,305	3,044 36,975	844	13,137	34,563	47,524	83,387
Other kinds . . . { Cwts. & Gals.	288 3,630	217 2,693	220 2,730	362 4,483	30 367	11,173	10,355	7,083	12,413	1,227
Essential—										
Synthetic . . . { Lbs. & Gals.	18,622 2,062	23,239 2,537	13,789 2,084	25,733 2,370	10,004 2,211	39,059	1,12,323	1,20,017	1,41,336	93,763
Natural—										
Eucalyptus . . . { Lbs. & Gals.	6,713 734	6,794 762	4,475 497	4,427 453	1,500 168	20,337	24,524	15,047	14,564	4,991
Lemon . . . { Lbs. & Gals.	3,073 343	4,343 481	2,342 316	4,437 495	2,373 323	15,506	24,263	14,117	30,777	11,306
Peppermint . . . { Lbs. & Gals.	7,974 834	6,411 711	3,719 970	12,256 1,363	6,954 774	70,346	45,522	61,036	77,397	33,066
Other sorts . . . { Lbs. & Gals.	65,147 17,241	64,414 7,131	73,455 3,732	85,510 9,486	94,930 10,664	1,53,506	1,26,646	1,23,009	1,48,067	1,47,643
Mineral—										
Fuel Oils . . . { Tons & Gals.	179,221 45,003,305	194,960 49,099,766	161,381 40,327,111	200,027 49,999,974	198,445 49,273,453	1,02,83,759	1,05,45,012	35,07,131	99,63,033	99,64,023
Kerosene—										
in bulk . . .	13,496,044	21,442,840	26,094,037	39,011,629	30,282,043	83,04,307	95,14,335	1,12,90,118	1,94,32,677	1,52,99,331
in tins . . .	222,441	592,069	205,305	824,111	2,047,027	2,23,024	5,30,756	1,85,573	6,58,065	14,40,506

TRADE AT CHIEF PORT
BOMBAY

(90)

No. 12—continued
IMPORTS—continued

PRINCIPAL AND OTHER ARTICLES	QUANTITY					VALUE				
	1926-27	1927-28	1928-29	1929-30	1930-31	1926-27	1927-28	1928-29	1929-30	1930-31
BOMBAY—continued										
BOMBAY (CHIEF PORT)—continued										
Oils—continued										
Mineral—continued										
Lubricating oils . Gals.	3,546,288	3,828,027	3,462,074	3,418,338	3,276,908	50,46,676	44,68,088	41,38,508	40,89,600	35,84,940
Petroleum dangerous flashing below 76° F including petrol, benzine and benzol. "	58	16	..	1,493,910	719,998	375	16	..	9,80,798	4,05,187
Paints, Solutions and Compositions dangerous flashing below 76° F . "	933	4,259	22,768	26,708	18,245	5,813	17,851	1,48,564	2,25,197	1,39,827
White oil (a) . "	6,84,416	339,899	5,09,141	2,58,249
Other kinds . "	1,189,787	1,234,971	1,331,833	440,367	299,925	11,05,016	12,86,485	14,73,914	5,88,475	4,43,821
Vegetable, non-essential—										
Cocconut . { Cwts. & Gals.	17	13,676 1,09,802	18,866 229,879	462 5,547	1,011 12,577	40	3,28,268	5,08,594	13,388	21,502
Linseed . { Cwts. & Gals.	13,999 158,853	15,771 186,134	13,794 166,638	12,459 155,359	8,599 107,541	7,63,886	6,89,464	5,04,736	5,94,244	3,00,882
Other sorts . { Cwts. & Gals.	762 8,634	281 3,480	186 2,258	481 5,882	629 7,801	47,425	13,102	7,832	15,770	20,077
Total of Oils . Gals.	68,641,591	76,580,747	72,372,158	96,106,720	86,482,599	2,61,42,692	2,77,50,096	2,72,26,897	6,75,28,140	3,23,44,005
Oil-cloth and floor-cloth . Sq. Yds.	388,275	359,923	546,696	575,435	306,687	3,98,904	3,50,954	4,95,416	585,801	2,04,080
Opium . Lbs.	..	20	..	2	807	..	45	..
Paints and painters' materials—										
Paints and colours—										
Barytes . Cwts.	2,347	3,284	9,215	7,903	8,216	11,849	15,053	30,625	28,151	25,008
Blue paint or parus blue . "	165	85	150	415	3,201	9,754	2,822	11,154	15,021	1,23,087
Enamels prepared (d) . "	2,121	2,890	3,239	3,544	..	1,84,845	2,31,630	2,46,088	2,59,126	..
Graphite . "	1,925	2,982	2,036	1,334	2,027	45,888	46,727	35,519	25,021	34,064
Red lead—										
Genuine dry . "	10,143	11,915	10,046	8,221	8,069	2,94,778	2,97,918	2,27,725	1,85,831	1,57,870
Reduced dry . "	585	44	224	250	138	5,738	781	2,430	2,141	1,369
White lead—										
Genuine dry . "	2,659	3,388	2,340	1,959	1,914	75,108	99,540	60,741	58,598	51,665
Reduced dry . "	125	31	15	..	40	2,655	825	362	..	831
Genuine moist . "	1,896	3,798	2,229	1,255	1,072	57,311	1,09,276	66,647	39,478	32,674
Reduced moist . "	343	95	70	..	12	9,787	2,474	2,052	..	488
Lithophone (b) . "	856	11,474
Zinc, white—										
Genuine dry . "	965	1,547	5,615	8,437	4,998	32,798	48,792	1,28,989	1,78,284	85,968
Reduced dry . "	124	296	1,709	122	64	2,960	4,109	32,799	1,783	987
Genuine moist . "	20,748	22,617	18,520	15,968	17,667	7,65,999	7,66,527	6,13,293	5,22,311	5,08,625
Reduced moist . "	184	341	75	254	201	2,464	9,253	1,803	5,680	2,419
Other sorts (c) . "	71,154	79,390	82,294	75,648	..	22,38,383	22,16,081	22,97,489	22,62,280	..
White dry . Value	1,258	27,681
Coloured dry . "	23,778	5,66,823
White moist . "	8,602	2,04,920
Coloured moist . "	25,009	8,70,328
Painters' materials (other than paints and colours)—										
Turpentine—										
Genuine Turpentine . "	3,348	1,301	1,751	3,000	1,240	1,80,744	65,966	61,742	95,729	33,360
Turpentine substitute . "	3,107	3,626	1,606	2,129	1,167	69,484	69,282	34,762	39,724	20,866
Varnish . "	11,579	11,437	11,594	11,989	6,286	8,91,196	8,24,069	7,61,608	6,76,588	3,97,289
Other kinds . Value	3,11,345	4,20,896	5,07,830	5,90,270	3,78,398
Total of Paints and Painters' materials . "	51,83,018	52,08,421	51,23,119	49,87,296	35,04,297
Paper and Pasteboard—										
Paper—										
Backing paper . Cwts.	94,438	128,275	111,059	124,676	107,871	20,64,037	28,54,592	22,24,769	21,92,497	18,54,592
Printing paper—										
Newsprinting . "	1,41,614	132,699	167,099	193,990	170,530	19,10,119	15,65,014	19,72,549	22,61,971	18,02,480
Other sorts . "	70,925	181,107	87,236	85,243	68,678	15,61,591	16,98,904	18,07,204	18,21,572	14,01,821
Writing paper and envelopes—										
Writing paper in large sheets { Beam and Cwts.	5,97,768	744,782	808,023	858,182	431,105	19,39,288	22,26,199	22,61,445	26,40,886	14,30,281
Note and letter paper and envelopes Cwts.	77,382	103,966	98,257	115,902	62,860
Envelopes imported separately . "	3,571	3,077	3,855	3,889	2,191	2,05,044	2,32,699	2,06,388	1,92,805	1,13,876
Old newspapers in sales and bags . "	8,306	7,598	8,689	8,722	4,946	3,27,877	3,88,660	3,27,999	4,09,789	2,50,786
Total of Paper and Pasteboard . "	179,481	174,410	172,200	195,000	154,447	9,57,128	8,65,106	8,22,576	9,38,888	6,87,742

(a) Separately recorded from 1929-30.
(b) " " " " 1930-31.

(c) Subdivided from 1930-31.
(d) as shown and as varnishes from 1930-31.

No. 12—continued
IMPORTS—continued

PRINCIPAL AND OTHER ARTICLES	QUANTITY					VALUE				
	1926-27	1927-28	1928-29	1929-30	1930-31	1926-27	1927-28	1928-29	1929-30	1930-31
BOMBAY—continued										
BOMBAY (CHIEF PORT)—contd.										
Paper and Pasteboard—contd.										
Paper—contd.										
Other kinds of paper	Cwts.	12,419	12,068	10,143	19,871	20,763	5,72,561	5,21,982	4,65,716	8,67,820
Paper manufactures	"	2,924	1,638	8,044	4,686	4,513	1,63,491	1,62,830	3,05,522	2,44,728
Pasteboard, millboard, and cardboard of all kinds—	"									
Straw boards	"	92,311	117,447	87,565	127,388	137,113	6,00,847	6,08,162	5,13,483	7,13,869
Other kinds	"	14,938	12,623	16,223	20,950	20,080	2,83,837	2,72,573	3,13,759	3,89,688
Manufactures of pasteboard, millboard and cardboard	"	2,027	1,162	1,807	1,325	963	65,255	85,485	1,01,530	77,497
Total of Paper and Pasteboard	"	700,856	776,065	770,367	900,837	755,009	1,06,56,640	1,15,67,206	1,13,22,915	1,27,51,010
Papermaking Materials—										
Pulp of wood	Cwts.	7,286	1,004	10,045	18,238	10,403	91,602	13,857	1,06,586	2,08,346
Bags and other materials	"	287	39	76	5	38	2,987	1,589	2,035	100
Total of Papermaking Materials	Cwts.	7,573	1,043	10,121	18,243	10,441	94,489	15,446	1,08,621	2,08,446
Paraffin Wax	Tons	427	388	432	448	471	1,60,267	99,481	1,30,183	1,39,785
Perfumery not being perfumed spirits	Value	—	—	—	—	—	2,24,990	3,00,392	1,30,602	1,11,786
Pitch and Tar—										
Coal tar and pitch	Cwts.	27,664	68,524	36,861	22,799	28,211	1,17,705	4,10,619	1,65,115	95,299
Stockholm tar and pitch	"	1,643	2,021	1,955	823	1,539	21,277	21,035	23,747	8,735
Total of Pitch and Tar	"	29,307	70,545	38,816	23,622	29,750	1,38,982	4,31,654	1,88,862	1,04,034
Polishes—										
Polishes and compositions for application to leather	"	—	—	—	—	—	4,50,738	5,12,330	5,49,658	4,96,706
Polishes and compositions for application to metals	"	—	—	—	—	—	1,23,857	1,51,029	1,63,210	1,57,308
Other sorts	"	—	—	—	—	—	74,907	1,25,110	87,639	86,988
Total of Polishes	"	—	—	—	—	—	6,49,502	7,88,469	8,00,507	7,40,004
Precious Stones and pearls, unset—										
Diamonds	"	—	—	—	—	—	39,95,166	53,27,046	56,47,034	45,62,463
Other Precious stones	"	—	—	—	—	—	11,139	70,999	64,939	1,03,883
Pearls	"	—	—	—	—	—	34,48,047	40,72,877	25,69,760	23,41,630
Total of Precious stones and pearls, unset	"	—	—	—	—	—	74,54,352	94,70,922	82,82,333	70,07,976
Printing and Lithographing machinery and materials (excluding paper)—										
Printing and Lithographing Presses	"	—	—	—	—	—	3,32,723	4,79,589	6,97,117	5,54,766
Printing type	Cwts.	914	538	730	557	512	1,20,871	78,233	1,63,213	92,945
Printers' and Lithographer's ink	Value	—	—	—	—	—	3,11,892	4,30,344	2,60,948	2,92,719
Other materials	"	—	—	—	—	—	1,62,879	6,13,805	2,91,423	2,81,104
Total, Printing, etc.	"	—	—	—	—	—	9,33,370	16,01,471	14,12,401	12,21,534
Prints, Engravings, and Pictures—										
Photographs and picture post-cards	"	—	—	—	—	—	32,798	67,801	61,160	86,510
Others	"	—	—	—	—	—	1,00,088	1,14,312	2,08,859	2,22,444
Total of Prints, etc.	"	—	—	—	—	—	1,92,886	2,02,113	2,70,019	3,08,954
Provisions and Oilman's stores (including Fish and fruits, and vegetables canned or bottled)—										
Bacon and hams	Cwts.	4,027	4,064	4,191	3,216	2,904	5,01,151	4,48,831	3,04,003	3,22,476
Biscuits and cakes	"	6,775	7,947	8,468	6,849	4,955	7,43,240	8,58,612	8,06,031	7,45,683
Canned and bottled provisions (not specified elsewhere)—										
Canned or bottled fruits	"	4,071	6,287	6,480	6,846	5,171	2,31,834	3,82,127	2,93,479	2,96,906
Tinned or canned fish	"	2,427	1,298	2,343	1,585	1,770	1,38,859	88,241	1,31,642	90,859
Vegetable Products (Vegetable ghee, etc.) (b)	"	—	147,660	181,448	101,468	104,213	—	67,22,458	54,93,079	40,70,361
Others	"	189,704	34,661	42,911	42,333	42,461	95,70,211	24,15,318	27,03,557	27,99,576
Cheese (including canned)	"	3,775	3,911	3,376	2,948	2,598	3,93,739	3,07,969	3,55,639	3,18,953
Cocoa and chocolate	"	897	369	2,246	306	194	1,03,557	59,096	82,127	26,389

(b) Introduced from 1927-28
* Inclusive of imports by postal packets referred to Collectors of Customs for assessment from 1922-23.

TRADE AT CHIEF PORT
BOMBAY

(92)

No. 12—continued
IMPORTS—continued

PRINCIPAL AND OTHER ARTICLES	QUANTITY					VALUE				
	1926-27	1927-28	1928-29	1929-30	1930-31	1926-27	1927-28	1928-29	1929-30	1930-31
BOMBAY—continued										
BOMBAY (CHIEF PORT)—continued										
Provisions and Oilman's Stores, etc.—continued										
Confectionery* Cwts.	—	8,875	9,784	8,485	6,830	—	8,78,991	9,27,791	7,90,485	6,16,884
Farinaceous and patent foods— Farinaceous foods in bulk Cwts.	142,995	48,005	62,253	59,749	59,631	16,41,637	8,23,908	6,99,091	6,29,906	6,25,408
Milk foods for infants and invalids (wholly or mainly milk) "	475	1,830	2,745	2,416	1,735	1,13,205	3,74,361	4,46,945	5,15,762	3,81,796
Other sorts "	7,150	5,609	5,984	4,182	4,548	2,81,593	2,47,082	3,61,139	2,20,778	2,22,403
Isinglass "	886	514	194	240	270	79,203	1,14,055	47,407	57,189	63,806
Jams and jellies "	4,385	4,334	4,115	3,944	3,371	2,23,154	2,24,272	2,09,924	1,92,831	1,55,474
Milk, condensed and preserved, including milk cream "	3,320	4,608	4,589	5,040	4,470	4,20,341	3,53,760	3,05,493	2,97,655	2,48,013
Pickles, chutnies, sauces, and condiments "	843	312	449	361	254	22,714	41,304	48,989	57,857	41,220
Other sorts of Provisions Value	—	—	—	—	—	1,99,345	1,97,130	2,47,217	2,11,165	4,50,182
Total of provisions, etc. "	—	—	—	—	—	1,46,19,833	1,45,98,701	1,36,15,023	1,16,44,322	1,05,08,972
Railway plant and rolling-stock—(a)										
Carriages and parts thereof "	—	—	—	—	—	33,93,073	88,70,333	—	—	—
Wagons and parts thereof "	—	—	—	—	—	2,78,587	3,01,311	—	—	—
Locomotive engines and tenders and parts thereof "	—	—	—	—	—	13,56,886	19,04,392	—	—	—
Materials for construction— Bridge work† Tons	436	—	—	—	—	1,05,146	—	—	—	—
Sleepers and keys of steel or iron "	24,777	38,991	—	—	—	29,24,600	50,78,193	—	—	—
Sleepers of wood Other kinds of materials "	1,325	2,840	—	—	—	2,18,601	3,15,344	—	—	—
1,034	1,210	—	—	—	—	5,78,768	11,93,683	—	—	—
Total imports made direct by State Railways working under Company's management Value	—	—	—	—	—	30,52,828	1,36,37,192	—	—	—
Total imports made by other Railways, etc. "	—	—	—	—	—	58,02,828	40,26,014	—	—	—
Total of Railway plant and rolling-stock "	—	—	—	—	—	88,55,656	1,76,63,206	—	—	—
Rubber—										
Raw Lbs.	1,987	163	6,918	119,444	138,533	3,925	875	10,847	99,709	89,057
Manufactures—										
Pneumatic motor covers No.	110,488	147,426	133,059	139,507	123,183	43,41,874	60,96,904	50,46,081	61,77,340	54,72,638
Pneumatic motor tubes "	133,209	166,602	129,978	138,296	125,571	9,02,921	11,98,029	9,15,894	9,93,486	9,34,795
Pneumatic motor cycle covers "	3,991	5,310	2,441	2,313	2,353	62,618	68,570	39,073	34,624	134,424
Pneumatic motor cycle tubes "	5,909	12,154	5,345	3,904	4,307	25,580	25,965	14,142	12,182	14,296
Pneumatic cycle covers "	257,074	262,456	285,220	379,361	469,816	5,78,310	4,15,885	6,27,035	6,40,895	7,71,083
Pneumatic cycle tubes "	314,142	311,317	436,871	508,592	509,936	4,08,919	3,74,948	5,05,877	5,29,148	5,02,012
Solid rubber tyre for motor vehicles "	3,834	4,297	2,483	2,719	1,244	5,32,023	6,58,180	3,79,552	3,95,651	1,59,071
Other Manufactures except apparel and boots and shoes Value	—	—	—	—	—	13,13,298	11,78,266	9,48,401	8,08,767	7,63,030
Total of Rubber "	—	—	—	—	—	81,69,468	1,00,17,132	84,86,902	97,46,802	87,41,906
Seeds—										
Oil-seeds— Essential Tons	748	925	848	875	826	2,68,800	4,31,226	4,01,276	4,41,460	1,44,021
Non-essential— Copra or coconut kernel "	136	1,423	1,511	40	436	63,923	5,88,959	5,09,167	16,587	1,41,986
Linseed "	103	13	97	125	22	17,089	1,927	13,855	21,910	2,835
Sesamum (til or jinjili) "	167	13	7	11	299	49,202	2,928	1,951	1,634	41,027
Others "	79	125	330	1,273	824	25,952	33,097	86,206	2,00,203	1,14,865
Other than Oil-seeds "	78	12	45	92	208	37,596	11,366	20,327	17,459	47,330
Total of Seeds "	1,214	2,511	2,838	2,416	2,115	4,02,622	10,19,508	10,32,842	7,94,253	4,92,064

(a) Discontinued from 1928-29.

* Transferred under this head from sugar from 1927-28.

† Transferred to 'Beams, channols, pillars, girders and Bridgework' under Iron or steel from 1927-28.

No. 12—continued
IMPORTS—continued

PRINCIPAL AND OTHER ARTICLES	QUANTITY					VALUE					
	1926-27	1927-28	1928-29	1929-30	1930-31	1926-27	1927-28	1928-29	1929-30	1930-31	
BOMBAY—continued											
BOMBAY (CHIEF PORT)—continued											
Shells and Cowries— Cowries	Cwts.	14,970	6,082	8,238	7,597	8,052	1,14,261	40,551	52,627	42,770	39,793
Shells— Shells (chanks, sankhli, large or- namental shells, cowras, mother- of-pearl shells, and oyster shells)	"	3,884	1,451	1,721	1,196	1,219	62,143	35,089	34,185	32,765	29,852
Tortoise shell (ex- cluding nakhla or nakh)	Lbs.	10,143	17,514	22,217	20,143	14,377	21,389	27,882	45,222	34,375	21,535
Total of Shells and Cowries	Value	—	—	—	—	—	1,97,793	1,03,522	1,32,084	1,00,910	91,180
Smoker's requisites (excluding Tobacco)	"	—	—	—	—	—	1,40,238	2,92,704	1,85,550	1,82,581	88,254
Soap— Household and laundry soap in bars or tablets	Cwts.	151,848	152,450	153,094	175,320	110,077	39,27,914	44,54,602	41,69,885	45,92,135	24,57,339
Toilet soap	"	14,181	13,350	15,096	13,674	7,432	16,06,610	14,69,858	15,83,457	14,01,863	7,10,373
Other sorts	"	2,830	2,168	1,502	2,936	3,426	1,26,740	82,898	65,785	1,16,660	1,18,582
Total of Soap	"	168,907	167,968	170,592	191,930	120,935	56,61,264	60,07,358	58,19,077	61,10,658	32,80,294
Spices— Nutmegs	"	164,914	121,676	166,439	199,786	133,294	32,99,609	25,11,921	23,44,920	28,69,523	18,54,500
Cassia	"	—	27,715	34,734	32,023	32,406	—	5,26,655	5,61,318	4,80,414	4,56,208
Cloves	"	63,906	63,577	53,100	66,151	51,516	29,36,158	23,37,326	25,49,985	36,93,070	23,84,299
Ginger	"	1,446	952	5,161	3,434	1,780	52,512	37,806	1,59,428	1,18,447	54,723
Nutmegs	"	4,097	4,228	4,210	5,150	4,366	3,59,958	3,73,302	3,64,775	4,21,316	2,67,423
Pepper	"	12,480	2,166	3,987	3,232	6,131	5,46,514	1,85,895	3,27,715	3,03,070	4,49,996
Other sorts	"	2,250	2,954	2,922	3,313	2,654	2,15,739	2,25,748	2,02,799	2,52,558	1,84,448
Total of Spices	"	249,093	223,268	270,563	313,041	232,596	74,10,485	66,98,553	70,10,890	81,28,893	61,51,597
Starch and Farina— Starch	"	48,923	179,056	129,845	85,747	56,948	5,26,260	17,71,498	12,53,304	10,67,840	5,95,267
Farina and potato flour	"	71,981	68,143	88,086	59,907	69,148	3,41,905	3,39,063	4,22,321	5,41,751	4,85,860
Sago flour (c)	"	—	—	—	120,181	153,982	—	—	—	8,08,652	9,54,524
Total of Starch and Farina	"	120,904	247,204	167,931	265,785	280,078	13,68,165	26,10,561	16,75,625	25,03,143	20,35,651
Stationery— Stationery (ex- cluding paper)— Pencils (excluding slate pencils)	Dozens	575,405	1,098,343	1,042,836	933,489	388,280	1,31,233	2,05,922	2,31,753	2,17,999	86,529
Other sorts	Value	—	—	—	—	—	30,08,327	36,09,657	29,76,199	32,30,938	23,75,229
Total of Stationery	"	—	—	—	—	—	31,39,570	38,15,579	32,07,952	34,48,937	24,61,758
Stone and Marble— Stone and marble	Tons	2,037	1,655	1,909	5,906	2,772	1,45,689	1,56,724	1,63,340	2,22,546	1,69,582
Articles of stone and marble	"	324	315	55	51	100	60,606	68,116	30,306	30,309	71,875
Total of Stone and Marble	"	2,361	1,970	1,964	5,957	2,872	2,06,295	2,24,840	1,93,646	2,52,855	2,41,457
Sugar— Sugar, 16 Dutch standard and above (d)	"	95,913	161,467	105,436	154,330	—	1,95,42,781	3,24,21,045	3,87,05,056	2,74,98,571	—
Sugar 23 Dutch standard and above	"	—	—	—	—	169,129	—	—	—	—	1,95,84,679
Sugar below 23 Dutch standard but not below 10 Dutch standard	"	—	—	—	—	11,109	—	—	—	—	12,00,437
Beet Sugar	"	87,141	14,980	6,334	61,264	34,378	1,76,02,239	30,40,843	12,67,115	1,15,17,882	39,83,949
Sugar, 15 Dutch standard and below	"	224	359	120	306	152	50,930	70,986	29,492	1,20,622	37,604
Molasses	"	1,118	1,223	1,059	1,051	1,173	66,535	61,098	44,513	46,775	63,980
Confectionery (a)	"	472	—	—	—	—	8,00,667	—	—	—	—
Saccharin (b)	Lbs.	596	—	—	—	—	8,993	—	—	—	—
Total of Sugar	Tons	184,863	177,979	202,949	217,451	216,531	3,80,72,145	3,55,94,372	4,00,47,076	3,91,33,360	2,48,60,649
	Lbs.	596	—	—	—	—	—	—	—	—	—

* Transferred under this head from 1927-28. For previous figures vide Drugs, etc. (c) Separately recorded from 1929-30.
(a) Provision " " (d) Sub-divided from 1930-31.
(b) " " Drugs " "

TRADE AT CHIEF PORT
BOMBAY

(94)

No. 12—continued
IMPORTS—continued

PRINCIPAL AND OTHER ARTICLES	QUANTITY					VALUE				
	1920-27	1927-28	1928-29	1929-30	1930-31	1920-27	1927-28	1928-29	1929-30	1930-31
BOMBAY—continued										
BOMBAY (CHIEF PORT)—continued										
Tallow and Stearine—										
Grease (excluding mineral grease) Cwts.	6,244	4,350	3,020	475	1,412	1,33,634	1,06,227	61,699	17,379	85,848
Other sorts "	77,579	80,231	63,309	82,667	83,580	25,74,482	22,74,201	19,09,722	25,43,619	21,55,303
Total of Tallow and Stearine "	83,823	84,581	66,338	83,142	84,992	27,08,116	23,80,518	19,71,421	25,60,998	21,61,151
Tea—										
Black . . . Lbs.	1,428,633	1,622,148	3,162,538	2,567,472	1,695,669	10,20,800	11,89,762	22,05,477	16,98,406	11,10,615
Green . . . "	4,341,698	3,115,650	2,371,415	3,558,440	2,758,630	40,09,783	23,13,423	21,81,699	18,07,296	19,83,204
Total of Tea . . . "	5,770,331	4,737,798	5,533,953	6,125,912	4,454,299	50,30,583	40,03,185	43,87,176	35,05,702	30,94,019
Telephones, materials for construction and accessories (excluding electrical) Value	—	—	—	—	—	1,83,750	1,43,684	1,02,814	1,54,120	65,432
Textile—										
Cotton—										
Raw . . . Tons	45,104	66,044	28,783	23,913	57,780	4,97,17,684	6,74,12,069	3,89,20,394	3,41,12,286	6,32,50,203
Waste . . . Cwts.	131	313	187	3	6	682	10,383	5,833	12	150
Twist and yarn—										
Grey (unbleached)—										
Nos. 1 to 10 Lbs.	10,724	260,005	15,900	112,020	..	14,152	1,53,006	12,646	65,900	..
" 11 to 15 "	1,050	541,200	13,050	1,009	3,37,700	8,241
" 16 to 20 "	96,440	208,023	45,740	499	24,580	58,202	1,51,395	37,741	520	12,846
" 21 to 25 "	6,157	3,178	227,675	..	343	7,194	2,527	65,598	..	489
" 26 to 30 "	247,020	108,196	91,093	238,219	32,364	2,51,602	1,06,146	98,662	2,76,348	28,741
" 31 to 40 "	12,942,244	13,330,648	7,026,807	5,433,119	2,569,433	1,25,74,273	1,28,45,405	78,49,659	58,53,574	21,94,250
" 41 to 50 "	369,604	643,377	516,301	728,802	212,646	12,07,254	8,46,749	7,34,862	9,14,046	2,40,459
" 51 to 60 "	620,917	760,419	1,141,205	938,178	26,739	9,88,708	10,25,115	15,61,076	11,77,703	2,17,011
" 61 to 100 "	683,573	313,837	329,454	494,825	125,900	11,82,051	5,25,120	6,22,797	8,18,859	1,94,921
Above No. 100 "	51,160	35,327	20,859	33,120	23,342	99,998	40,312	54,506	32,840	49,786
Twofolds (doubles) "	5,539,511	4,327,861	4,437,082	3,694,823	2,270,689	73,22,495	57,46,775	64,64,762	47,50,743	24,44,350
White (bleached)*	2,343,729	35,49,635
Nos. 26 to 30 "	..	16,800	400	10,200	23,880	500	13,337	..
Others . . . "	..	18,679	11,600	10,350	1,854	..	27,527	10,526	21,757	3,135
White twofolds (doubles) . . . "	..	2,193,935	2,382,048	1,923,476	1,766,439	..	35,71,951	34,86,736	26,26,875	20,30,701
Coloured—										
Nos. 26 to 30 "	4,100	14,100	14,999	10,865	1,710	5,152	22,406	21,106	13,878	2,729
" 31 to 40 "	299,137	247,897	209,095	208,999	21,278	4,22,878	3,51,253	3,13,868	3,03,377	27,811
" 41 to 50 "	59,456	77,227	38,911	22,400	13,495	88,506	1,01,762	58,579	29,613	16,446
Others . . . "	10,578	2,051	2,562	2,151	1,540	19,951	3,263	4,257	3,274	1,300
Twofolds (doubles) "	365,113	168,964	129,820	70,609	35,374	6,92,331	2,98,110	2,60,475	1,24,122	53,381
Mercerised cotton yarn*										
Nos. 1 to 20 "	19,675	5,100	20,287	4,554
Above No. 50 "	10,650	21,970
Others . . . "	..	479	14,545	2,400	1,500	..	1,387	19,701	3,571	1,081
Twofolds (doubles) "	..	5,346,535	3,891,044	5,273,301	2,865,766	..	1,08,70,875	79,54,989	99,28,656	42,58,768
Unspecified descriptions of Twist and Yarn "	1,028	8,649	25,205	20,425	6,294	4,657	17,181	16,078	34,607	14,269
Total of Twist and Yarn . . . "	28,285,806	28,627,487	20,596,714	19,246,961	19,189,042	3,69,54,430	3,70,70,744	2,96,88,680	2,70,58,986	1,17,98,567
Manufactures—										
Blankets . . . Lbs.	123,257	93,437	73,271	25,966	35,713	95,773	82,467	57,751	16,183	14,743
Canvas . . . Yds.	604,923	496,796	754,387	538,019	463,029	2,65,220	2,10,360	4,57,370	4,01,397	2,77,468
Handkerchiefs and shawls in the piece—										
Handkerchiefs No.	1,954,633	1,509,461	1,988,132	2,657,498	804,446	3,43,028	2,65,836	3,09,209	5,12,789	57,001
Shawls . . . "	91,456	786	840	1,049	..	24,076	2,285	1,897	3,417	..
Hosiery—										
Stockings and Socks Doz. pairs	482,771	470,642	405,494	444,233	274,749	10,03,597	11,47,078	7,51,135	9,09,840	4,20,530
Underwear . . . dozs.	456,311	520,530	550,482	436,939	282,618	18,52,697	25,66,006	21,66,724	16,40,419	8,92,522
Other kinds . . . Value	1,10,789	75,747	52,708	40,479	10,380
Total of Hosiery . . . "	30,57,083	37,88,831	20,70,627	25,99,738	13,29,412
Lace and patent net . . . Yds.	847,564	1,135,176	1,132,450	1,205,783	431,044	5,54,772	6,49,368	6,32,106	6,18,442	2,19,934

* Sub-divided since 1927-28.

No. 12—continued
IMPORTS—continued

PRINCIPAL AND OTHER ARTICLES	QUANTITY					VALUE				
	1926-27	1927-28	1928-29	1929-30	1930-31	1926-27	1927-28	1928-29	1929-30	1930-31
						R	R	R	R	R
BOMBAY—continued										
BOMBAY (CHIEF PORT)—continued										
Textiles—continued										
Cotton—continued										
Manufactures—continued										
Piece-goods—										
Grey (unbleached)—										
Plain Grey—										
Chadars . . . Yards	8,917	31,700	138,164	..	60	1,497	7,587	32,281	..	14
Dhntls, Saris and Scarves . . . "	1,703,867	78,868	257,686	1,606	..	5,08,141	26,067	74,577	450	..
Drills and Jeans . . . "	6,844,197	5,925,625	6,016,118	6,329,592	927,124	21,34,284	17,26,023	18,64,203	17,56,310	2,42,711
Jaconets, includ- ing Madapollams, Mulls and Cam- brics . . . "	15,636,405	23,017,838	26,077,324	19,704,408	5,808,415	31,72,592	38,46,491	45,22,517	31,01,055	7,02,097
Longcloth and Shirt- ings . . . "	54,865,648	86,148,909	99,991,728	132,984,777	51,146,211	1,58,62,917	2,24,25,558	2,47,49,072	3,02,71,087	1,04,08,900
Sheetings . . . "	9,423,538	16,650,158	8,853,396	11,573,050	3,044,548	25,97,618	41,62,711	9,17,670	27,19,458	5,45,865
T Cloth and Do- mestics . . . "	290,564	96,915	20,429	11,070	..	73,040	27,668	5,959	3,000	..
Unspecified des- criptions . . . "	29,038	177,239	892,267	1,073,758	307,947	10,622	43,257	1,78,249	2,17,529	43,097
Total, Plain Grey . . . "	88,802,174	132,127,252	137,247,022	171,678,200	61,234,300	2,38,60,711	3,22,65,342	3,23,44,528	3,30,68,839	1,19,42,693
Bordered Grey—										
Dhntls, Saris and Scarves . . . "	8,171,810	7,234,747	12,631,114	20,623,779	4,194,120	31,32,069	21,26,630	35,78,481	53,46,632	930,123
Flannel and Flannelottes . . . "	27,636	34,195
Longcloth and Shirtings . . . "	246,376	..	19,211	65,772	..	4,158
Unspecified des- criptions . . . "	52,539	38,506	125,837	5,948	15,432	36,334	12,658	26,138	2,941	5,343
Total, Bordered Grey . . . "	8,498,361	7,273,253	12,776,162	20,634,727	42,09,552	32,66,280	21,39,288	35,08,777	53,40,623	9,35,466
Total, Grey (un- bleached Plain and Bordered) . . . "	97,301,035	139,400,504	150,023,184	192,313,017	65,443,852	2,71,28,991	3,44,04,630	3,59,53,305	4,34,18,512	1,28,78,159
White (bleached)—										
Chadars . . . "	87,118	18,482	25,882	3,960	..	23,211	2,070	14,312	1,266	..
Checks, Spots, and Stripes . . . "	1,993,792	1,460,533	1,442,856	946,693	248,959	7,56,102	5,38,376	5,64,704	3,48,510	78,504
Dhntls, Saris, and Scarves . . . "	13,147,119	9,259,992	13,039,983	13,688,973	2,662,132	54,71,342	35,28,297	59,20,010	47,83,536	7,90,023
Drills and Jeans . . . "	2,480,197	3,412,361	3,405,835	3,363,235	1,146,246	16,78,362	19,67,814	19,96,084	18,57,928	6,09,016
Flannel and Flannelottes . . . "	23,341	14,270	7,277	22,641	19,930	20,465	5,585	3,741	8,036	5,343
Jaconets, Madapollams, Cambrics, and Muslins . . . "	4,454,857	4,975,202	3,374,551	3,071,686	1,533,255	21,77,519	22,32,222	17,95,389	13,54,402	5,37,008
Lawns . . . "	590,486	252,342	538,893	466,440	330,640	2,10,022	77,994	1,50,206	1,80,233	1,00,444
Longcloth and Shirtings . . . "	20,982,398	28,742,054	33,096,952	24,255,733	13,205,777	71,38,545	92,58,233	1,08,85,425	76,26,325	37,30,250
Mulls . . . "	33,701,660	35,862,241	48,542,814	38,749,499	16,554,597	1,11,07,731	1,03,43,030	1,23,26,253	1,02,59,982	31,45,572
Nainsooks . . . "	10,922,180	21,040,434	18,513,131	12,265,623	6,035,174	31,61,524	47,94,683	42,17,355	26,29,996	8,94,329
Sheetings . . . "	83,092	91,075	51,766	57,543	22,702	32,324	50,029	45,700	51,552	16,666
Twills . . . "	3,149,616	3,331,422	5,251,915	4,145,399	1,585,189	12,89,407	16,21,080	19,40,139	14,43,993	4,86,533
Unspecified des- criptions . . . "	4,947,737	4,484,868	3,540,717	1,540,396	356,363	22,32,404	19,53,980	14,35,642	6,33,763	1,79,960
Total of White (bleached) . . . "	95,623,588	112,946,276	134,932,572	102,477,733	42,750,864	3,52,03,058	3,64,23,898	4,17,58,026	3,12,29,572	1,05,74,212

TRADE AT CHIEF PORT
BOMBAY

(96)

No. 12—continued
IMPORTS—continued

PRINCIPAL AND OTHER ARTICLES	QUANTITY					VALUE				
	1926-27	1927-28	1928-29	1929-30	1930-31	1926-27	1927-28	1928-29	1929-30	1930-31
BOMBAY—continued										
BOMBAY (CHIEF PORT)—continued										
Textiles—continued										
Cotton—continued										
Manufactures—continued										
Piece-goods—continued										
Coloured, printed, or dyed—										
Printed-goods—										
Cambrics including Madapollams, Muslins, Mulls and Jaconets . . . Yards	4,418,102	8,557,892	8,312,213	6,827,400	1,725,876	16,43,123	29,23,700	26,03,394	21,60,515	5,35,920
Checks, spots and stripes . . .	501,372	449,561	572,808	246,166	24,627	1,81,683	1,68,895	1,73,651	73,604	9,621
Drills and Jeans . . .	2,215,672	9,423,498	10,528,938	15,253,936	4,375,470	7,72,799	29,78,008	29,46,736	38,12,754	9,26,963
Flannel and Flannelettes . . .	3,621,140	3,424,761	2,781,109	1,856,341	286,452	11,26,268	9,01,437	6,48,744	4,38,080	56,659
Prints and Chintz . . .	30,923,592	49,499,494	51,123,049	38,384,654	16,058,391	90,71,029	1,41,56,367	1,36,44,642	1,00,16,822	38,15,580
Saris and Scarves . . .	5,969,068	10,532,616	16,152,376	15,348,185	4,065,954	26,08,215	43,37,708	65,48,803	58,91,848	15,66,383
Sateens . . .	803,594	1,507,317	1,576,545	1,327,375	673,441	3,27,227	6,98,724	7,73,073	5,51,400	2,10,281
Shirtings . . .	1,801,104	1,918,390	4,945,662	7,297,438	4,266,602	5,76,198	5,76,180	13,07,580	16,44,262	8,91,612
Twills . . .	1,785,510	2,784,300	2,411,429	1,022,217	428,843	6,25,561	9,01,083	7,19,425	4,41,250	83,285
Unspecified descriptions . . .	1,277,514	1,789,485	1,305,741	818,357	174,385	4,68,164	5,51,586	3,70,069	1,91,496	47,281
Total of Printed Goods . . .	53,321,098	89,887,314	100,209,960	88,982,129	32,980,047	1,74,00,272	2,82,41,688	2,99,91,116	2,52,22,037	81,47,584
Dyed goods—										
Cambrics including Madapollams, Muslins, Mulls and Jaconets . . .										
Checks, spots and stripes . . .	4,335,264	4,175,976	4,599,715	5,110,023	1,323,442	30,35,350	27,06,792	29,41,573	25,28,984	5,71,020
Dhutis . . .	27,515	11,211	13,106	180,939	—	12,957	4,983	4,908	44,176	—
Drills and Jeans . . .	3,084,943	2,224,790	2,699,313	2,916,443	2,014,138	13,09,642	11,77,500	12,90,792	14,16,704	9,39,426
Flannel and Flannelettes . . .	1,637,098	1,323,574	1,606,861	1,486,998	412,738	4,92,150	3,30,398	4,36,629	3,36,003	80,928
Italian Cloth and Sateens . . .	11,372,876	11,044,431	13,030,176	8,103,099	3,739,523	54,14,860	43,33,610	50,14,377	23,06,600	11,43,595
Prints and Chintz . . .	119,319	75,606	62,431	193,953	47,226	57,733	27,909	29,002	62,194	13,117
Saris and Scarves . . .	56,255	7,443	94,464	53,547	14,900	27,947	1,496	29,172	22,205	6,277
Shirtings . . .	10,565,003	11,990,168	13,053,406	16,499,020	5,633,953	29,61,551	30,63,834	35,11,596	39,58,790	12,25,242
Twills . . .	4,901,960	6,633,499	9,360,591	6,139,324	4,029,030	25,24,636	32,66,635	46,99,392	29,70,251	16,74,944
Woven Lungis and Sarongs . . .	180,181	131,440	222,687	140,141	21,672	30,000	60,449	33,320	56,011	8,315
Unspecified descriptions . . .	7,049,275	6,969,373	4,643,335	3,154,620	2,116,173	29,98,685	23,35,720	15,97,734	10,37,307	6,95,713
Total of Dyed Goods . . .	54,224,235	57,703,219	64,001,142	56,895,620	24,510,702	2,37,06,265	2,15,50,541	2,45,03,067	1,97,31,563	76,99,881
Woven coloured Goods—										
Cambrics including Madapollams, Muslins, Mulls and Jaconets . . .										
Checks, spots and stripes . . .	2,804,445	3,567,333	5,013,676	6,706,308	3,596,301	19,02,727	21,46,453	29,14,737	32,76,334	14,05,890
Coatings and trousseings including Cashmere Serges and Tweeds . . .	5,243,295	5,090,052	5,398,723	2,243,080	835,234	37,65,563	29,36,008	35,22,439	15,33,365	5,13,346
Drills and Jeans . . .	4,065,908	5,727,396	9,234,346	19,719,442	1,950,802	11,77,820	12,98,341	19,70,166	37,96,549	3,12,562
Flannel and Flannelettes . . .	184,069	262,309	781,526	395,052	294,436	78,668	1,08,191	2,61,552	1,67,294	71,064
Lungis and sarongs . . .	114,432	6,240	164,164	325,177	94,113	63,910	2,310	66,333	1,22,039	48,811
Saris and Scarves . . .	35,738	51,310	89,944	47,706	20,568	20,997	23,837	41,708	21,022	7,779
Shirtings . . .	9,636,624	5,369,156	6,097,173	5,478,871	335,732	29,13,170	14,65,376	15,98,547	15,40,194	2,33,600
Twills . . .	2,554,020	6,326,853	7,987,021	7,443,452	1,155,946	9,33,552	16,75,194	17,18,220	14,58,073	1,30,533
Velvet and Velvetin . . .	621,494	1,005,713	906,075	606,726	309,534	6,52,655	9,33,451	9,10,554	4,94,239	1,90,146
Unspecified descriptions . . .	703,237	337,224	563,902	794,137	201,375	4,42,723	2,33,023	3,99,406	3,30,139	1,03,968
Total of Woven coloured Goods . . .	26,977,329	29,314,291	36,907,116	43,948,303	9,406,521	1,26,35,695	1,16,01,109	1,35,99,787	1,20,21,161	31,77,957
Total of Woven Coloured, printed or dyed goods . . .	134,523,312	176,904,324	201,718,218	189,326,057	66,908,270	5,37,42,232	6,13,93,338	6,80,93,970	5,78,74,761	1,90,25,422
Fents not more than 9 yards in length . . .	—	—	—	—	5,030,351	—	—	—	—	10,06,635
Others . . .	—	—	—	—	611,509	—	—	—	—	1,07,706
Total of Fents of all descriptions . . .	19,323,693	34,432,103	34,452,472	33,341,060	5,642,360	58,35,295	87,13,709	84,76,420	79,51,238	11,74,341
Total of Piece-goods . . .	346,976,623	463,633,707	521,126,446	517,857,367	186,740,346	12,19,10,476	14,09,35,575	15,42,81,721	14,05,04,133	4,36,52,134
Rope . . . Lbs.	713,166	679,659	709,198	937,536	677,173	8,70,607	8,17,980	8,34,466	11,38,685	7,19,661
Thread, sewing . . .	675,071	771,329	721,361	835,712	630,563	23,57,616	26,31,356	25,57,193	30,27,502	21,95,777
Other sorts of manufactures . . . Value	—	—	—	—	—	7,49,725	5,96,437	7,07,100	5,23,739	2,72,075
Total of Cotton Manufactures . . .	—	—	—	—	—	13,02,28,375	14,99,31,045	16,23,59,544	14,93,51,075	4,37,33,205
Total of Cotton . . .	—	—	—	—	—	21,69,01,171	25,44,74,341	23,14,30,457	21,06,22,359	12,37,37,215

No. 12—continued
IMPORTS—continued

PRINCIPAL AND OTHER ARTICLES	QUANTITY					VALUE				
	1926-27	1927-28	1928-29	1929-30	1930-31	1926-27	1927-28	1928-29	1929-30	1930-31
BOMBAY—continued										
BOMBAY (CHIEF PORT)—continued										
Textiles—continued										
Flax—										
Manufactures—										
Canvas . . . Yards	353,613	439,656	481,233	412,777	240,106	2,82,091	4,13,461	4,09,859	3,92,193	1,92,375
Piece-goods . . . "	496,249	473,999	668,615	519,045	168,352	2,09,524	2,82,502	3,47,775	2,65,574	95,194
Thread, sewing . . . Lbs.	8,053	12,499	10,406	25,449	14,133	23,252	43,314	32,677	54,598	33,724
Other sorts . . . Value	158,777	136,980	147,874	179,570	217,916	3,57,084	2,80,388	3,04,237	3,32,023	3,16,716
Others . . . "	—	—	—	—	—	2,918	495	6,449	1,408	10,275
Total of Flax . . . "	—	—	—	—	—	9,84,369	10,20,160	11,00,997	10,46,395	6,48,784
Haberdashery and Millinery—										
Lace and Embroidery . . . "										
Towels not in the piece . . . No.	104,732	53,168	222,468	431,175	73,814	46,835	28,981	71,835	1,23,672	11,298
Other sorts . . . Value	—	—	—	—	—	27,71,208	35,20,523	38,95,863	32,15,360	16,66,581
Total of Haberdashery and Millinery . . . "	—	—	—	—	—	43,33,208	50,65,723	53,93,251	40,94,318	24,05,857
Hemp—										
Raw . . . Cwts.	45	45	80	1,343	899	3,206	3,288	5,768	37,191	30,367
Manufactures (excluding cordage)—										
Cloth . . . Yards	59,551	3,323	3,814	..	5	88,479	7,929	5,221	..	5
Other sorts . . . Value	—	—	—	—	—	31,868	30,924	33,756	36,214	40,769
Total of Hemp . . . "	—	—	—	—	—	1,73,553	43,141	44,745	73,405	71,141
Jute—										
Twist and yarn . . . Lbs.	9,010	36,023	34,389	3,522	1,677	3,174	8,427	7,416	787	913
Manufactures—										
Canvas . . . Yards	143,125	110,914	156,079	137,815	23,368	1,03,131	84,264	1,10,894	1,11,795	16,032
Gunny bags . . . No.	314,927	246,205	1,248,751	456,201	444,860	1,40,988	1,13,046	4,69,079	1,40,279	1,03,736
Rope and Twine . . . Cwts.	163	1,312	2,136	979	604	12,692	77,646	1,04,749	49,300	28,667
Other kinds . . . Value	—	—	—	—	—	84,748	20,252	49,550	91,472	15,778
Total of Jute . . . "	—	—	—	—	—	3,49,733	3,08,635	7,41,688	3,93,633	1,66,176
Silk—										
Raw . . . Lbs.	1,138,781	1,506,686	1,373,867	1,298,656	1,270,540	67,76,263	88,34,514	76,52,509	72,78,088	60,28,413
Waste . . . "	59,530	1,802	1,149	40	10,667	89,939	1,571	1,164	50	23,405
Silk yarn, noils, and warps . . . "	963,930	1,155,699	1,848,356	1,413,259	1,117,020	53,50,234	53,51,423	73,53,266	60,94,123	43,60,787
Manufactures—										
Goods of silk mixed with other materials . . . Yards	1,561,494	1,937,712	2,224,123	2,100,498	1,052,839	23,21,941	26,49,766	29,59,210	25,07,273	10,30,823
Silk piece-goods . . . "	14,799,864	10,827,878	17,307,720	17,848,604	11,830,215	1,34,64,056	1,93,63,642	1,93,75,504	1,77,03,850	89,96,029
Thread for sewing . . . Lbs.	4,753	14,954	10,213	9,244	4,910	69,238	1,31,187	1,41,084	1,29,902	70,061
Other sorts . . . "	41,752	14,433	9,943	25,884	10,550	2,38,531	1,43,376	1,40,072	1,69,192	91,320
Total of Silk . . . Value	—	—	—	—	—	3,33,10,252	3,69,80,479	3,81,24,909	3,33,82,433	2,06,06,441
Wool—										
Raw . . . Lbs.	4,145,751	4,190,938	3,307,436	4,307,901	1,436,801	25,30,682	30,12,450	23,69,211	29,60,336	3,37,423
Yarn and knitting wool* . . . "	274,061	294,533	274,301	—	—	6,79,332	7,53,663	11,05,167	—	—
Worsted yarn for weaving (a) . . . "	—	—	—	130,741	89,427	—	—	—	2,27,099	1,54,477
Knitting wool (a) . . . "	—	—	—	136,278	194,524	—	—	—	4,30,484	391,236
Manufactures—										
Blankets and rugs other than floor rugs . . . "	185,021	285,281	1,237,584	1,194,473	590,733	1,71,232	2,44,611	17,47,759	13,56,464	6,57,143
Carpets and floor rugs . . . "	565,552	831,317	168,933	121,271	90,411	12,80,685	15,47,533	4,27,890	3,07,960	2,65,363
Hosiery . . . "	85,235	195,250	108,571	87,656	51,125	4,12,716	8,94,413	5,26,222	4,06,946	1,33,523
Piece-goods . . . Yards	5,355,053	7,142,690	6,720,419	4,685,774	2,176,731	1,26,25,857	1,40,44,590	1,33,85,448	1,04,27,526	38,89,651
Shawls . . . No.	105,425	124,705	118,156	70,793	37,039	6,83,380	6,23,892	7,21,534	4,34,217	1,96,212
Other sorts . . . lbs.	74,451	53,517	41,570	146,365	71,149	1,24,644	61,720	86,876	2,09,306	39,934
Total of Wool . . . Value	—	—	—	—	—	1,85,08,378	2,11,82,732	2,08,50,107	1,67,60,738	66,75,022
Artificial Silk—										
Artificial Silk Yarn . . . Lbs.	5,111,635	6,107,539	5,348,155	4,472,398	4,206,336	91,23,469	1,22,12,597	95,17,004	60,36,819	47,27,014
Piece-goods of Cotton and Artificial Silk . . . Yards	25,485,046	23,431,143	32,150,156	37,033,867	24,922,431	1,97,25,403	2,21,37,973	2,15,93,946	2,02,08,092	1,04,16,030
Other sorts . . . Value	—	—	—	—	—	4,40,012	5,16,785	4,62,537	7,45,577	3,68,400
Total of Artificial Silk . . . "	—	—	—	—	—	2,92,33,889	3,48,67,355	3,15,78,576	2,69,90,433	1,55,11,444
Other Textiles—										
Raw . . . Cwts.	14	29	28	595	1,302	996
Manufactured . . . Value	—	—	—	—	—	1,868	..	1,221	325	..
Total of other Textiles . . . "	—	—	—	—	—	2,463	1,302	2,217	325	..
Total of Textiles . . . "	—	—	—	—	—	30,33,07,516	35,39,43,363	32,93,16,847	29,37,64,144	16,98,71,230

(a) Separately recorded from 1929-30.
* Shown under the following heads from 1929-30.

TRADE AT CHIEF PORT
BOMBAY

(98)

No. 12—continued.
IMPORTS—continued

PRINCIPAL AND OTHER ARTICLES	QUANTITY					VALUE				
	1926-27	1927-28	1928-29	1929-30	1930-31	1926-27	1927-28	1928-29	1929-30	1930-31
BOMBAY—continued										
BOMBAY (CHIEF PORT)—continued										
Tobacco—										
Unmanufactured Lbs.	31,667	48,110	19,849	25,733	147,953	58,744	56,765	18,542	38,314	1,32,480
Manufactured—										
Cigars (b) {No. Lbs.}	11,152	17,624	15,338	17,173	1,005,021 15,712	60,501	89,591	77,595	80,450	75,198
Cigarettes*	1,194,302	1,069,466	795,333	889,165	223,104,520 561,331	71,37,788	59,60,839	33,53,368	37,80,724	25,36,914
Tobacco for pipes and cigarettes	58,321	50,707	42,579	44,242	41,987	3,54,035	2,31,173	1,88,927	1,03,124	1,80,515
Other sorts	10,221	22,931	10,648	11,844	14,356	55,448	51,478	43,630	53,430	61,543
Total of Tobacco	1,306,163	1,208,838	883,797	989,157	781,339	76,66,566	63,89,846	36,82,113	41,46,042	29,86,654
Toilet requisites (not specified elsewhere) . Value	—	—	—	—	—	21,06,849	22,35,192	23,32,721	25,66,701	15,76,704
Toys and requisites for games and sports, including fishing tackle—										
Toys	—	—	—	—	—	18,38,539	20,19,420	21,33,227	20,90,013	12,05,74
Requisites for games and sports (excluding firearms, etc.)—										
Playing cards	—	—	—	—	—	3,57,438	4,51,772	3,42,419	3,06,621	3,48,33
Other sorts	—	—	—	—	—	2,24,400	2,68,328	2,95,976	2,62,598	2,63,74
Total of Toys, etc.	—	—	—	—	—	24,20,437	27,39,520	27,71,622	26,59,232	18,17,81
Umbrellas and Umbrella fittings—										
Umbrellas, complete, including parasols and sunshades . No.	83,936	59,197	71,081	54,870	35,243	2,59,932	1,87,303	2,34,038	1,54,252	92,04
Umbrella fittings . Value	—	—	—	—	—	9,41,334	10,53,592	13,35,087	10,06,098	6,24,66
Total of Umbrellas, etc.	—	—	—	—	—	12,01,316	12,40,895	15,69,175	11,60,350	7,17,61
Vehicles, including locomotives, etc., for railways—										
Carriages and carts not mechanically propelled and parts thereof (excluding railway carriages, trucks, etc.)—										
Carriages and carts not mechanically propelled (excluding railway carriages, trucks, etc.) . No.	755	434	342	491	261	1,09,232	96,664	99,792	89,202	95,64
Parts of carriages and carts (excluding rubber tyres) . Value	—	—	—	—	—	1,14,190	1,10,837	82,537	64,555	58,54
Perambulators and children's go-carts . No.	2,965	3,227	4,294	2,937	1,532	1,02,136	95,526	1,32,155	90,417	41,85
Parts of perambulators and children's go-carts . Value	—	—	—	—	—	6,099	1,371	3,694	3,631	2,09
Cycles (other than motor cycles) and parts thereof and accessories—										
Cycles imported entire or in sections . No.	33,338	37,113	46,861	37,096	11,912	14,55,961	14,14,393	16,88,416	14,66,799	4,48,71
Parts of cycles and accessories (excluding rubber tyres) . Value	—	—	—	—	—	12,56,574	12,03,826	14,23,939	15,44,641	11,99,821
Mechanically propelled vehicles (excluding railway locomotives and tractors)—										
Aircraft No.	1	—	6	8	1	4,330	—	70,712	71,600	11,990
Parts of aircraft . Value	—	—	—	—	—	5,582	1,678	37,956	30,875	18,570
Carriages and parts for Railways (a)										
Wagons and parts for Railways (a)	—	—	—	—	—	—	—	36,39,369	21,28,143	20,01,861
Motor cars (including taxicabs) . No.	3,573	4,093	6,705	8,723	5,208	95,13,494	1,11,63,746	1,43,61,536	1,75,32,033	98,95,279
Motor cycles (including scooters)	283	332	326	320	273	1,72,035	1,95,439	1,97,900	1,84,972	1,46,976
Motor Omnibuses, motor vans and motor lorries—										
Imported with bodies	503	944	1,622	4,846	2,831	10,67,434	16,83,015	22,04,185	57,36,642	33,73,009
Chassis	1,098	1,007	2,632	4,122	2,106	18,78,534	16,42,863	40,53,190	56,40,180	31,39,213
Parts of mechanically propelled vehicles and accessories other than of aircraft (excluding rubber tyres) . Value										
Ships, parts of (including Launches and boats)	—	—	—	—	—	31,88,009	36,28,324	49,64,978	57,49,259	38,11,719
Total of Vehicles, excluding locomotives, etc.	—	—	—	—	—	1,39,79,869	2,17,61,208	3,38,40,223	4,21,84,109	2,40,42,366

(a) Shown under Railway plant and rolling stock prior to 1928-29. (b) Number recorded from 1930-31.
* Inclusive of imports by Postal Packets referred to Collector of Customs for assessment from 1922-23.

No. 12—continued
IMPORTS—continued

PRINCIPAL AND OTHER ARTICLES	QUANTITY					VALUE				
	1926-27	1927-28	1928-29	1929-30	1930-31	1926-27	1927-28	1928-29	1929-30	1930-31
BOMBAY—continued						R	R	R	R	R
BOMBAY (CHIEF PORT)—continued										
Wood and Timber—										
Deal and pine wood . . C. Tons	5,800	4,582	5,480	5,768	4,575	7,07,014	4,64,463	5,42,004	5,56,916	4,23,222
Jarrah wood	1,099	510	83,899	46,301	..
Teak wood	7,321	10,409	11,558	9,812	8,763	11,50,755	15,93,663	17,61,217	15,11,548	12,39,410
Sandal wood	828	359	471	404	286	2,01,083	1,90,799	2,06,298	2,44,980	1,12,031
Other kinds of wood and timber	—	—	—	—	—	15,49,474	17,48,534	13,61,873	24,50,456	22,67,429
Manufactures of wood, other than furniture and cabinetware	—	—	—	—	—	4,15,806	4,66,591	4,70,087	4,32,712	3,74,511
Total of Wood and Timber	—	—	—	—	—	40,24,182	44,64,050	44,25,378	52,42,913	44,16,612
Postal articles not specified	—	—	—	—	—	1,45,21,951	1,58,91,124	1,68,28,443	1,84,18,868	1,68,35,590
All other articles of merchandise—										
Unmanufactured	—	—	—	—	—	7,20,095	5,64,560	4,31,710	4,90,634	4,00,603
Manufactured	—	—	—	—	—	20,52,331	19,77,256	27,40,493	22,52,151	18,69,944
GRAND TOTAL (excluding GOVERNMENT STORES)	—	—	—	—	—	76,85,18,040	86,35,13,234	84,11,73,667	82,63,68,911	56,98,20,180

GOVERNMENT STORES.

PRINCIPAL AND OTHER ARTICLES	QUANTITY					VALUE				
	1926-27	1927-28	1928-29	1929-30	1930-31	1926-27	1927-28	1928-29	1929-30	1930-31
BOMBAY—continued						R	R	R	R	R
BOMBAY (CHIEF PORT)—continued										
Apparel (including drapery, uniforms and accoutrements but excluding hosiery) Value	—	—	—	—	—	83,612	83,888	1,24,355	1,37,603	1,10,766
Arms, ammunition, and military stores—										
Fire-arms, and parts thereof	—	—	—	—	—	2,98,540	3,73,197	20,91,567	11,79,351	1,22,633
Other sorts	—	—	—	—	—	7,21,137	9,76,252	7,38,830	5,31,222	8,34,133
Total of Arms, etc.	—	—	—	—	—	10,19,677	13,49,449	28,30,403	17,10,573	9,56,827
Books printed and printed matters (not being stationary) including maps and charts	—	—	—	—	—	65,315	57,091	57,741	88,837	1,50,719
Building and Engineering materials other than of iron, steel or wood—										
Bricks and Tiles—										
Fire Bricks No.	12,393	3,294	131,185	11,444	19	2,327	711	25,499	3,640	51
Others Value	—	—	—	—	—	3,770	4,859	..	443	..
Other sorts of buildings, etc.	—	—	—	—	—	23,794	1,15,747	29,020	4,233	502
Total of Buildings, etc.	—	—	—	—	—	30,391	1,21,317	54,519	8,316	553
Chemicals	—	—	—	—	—	3,82,610	2,10,033	1,95,763	1,65,921	1,77,393
Drugs, Medicines, and Narcotics—										
Drugs—										
Other sorts	—	—	—	—	—	1,241	4,359	6,377	6,196	10,021
Medicines and Narcotics	—	—	—	—	—	94,009	78,555	98,301	83,506	1,06,458
Total of Drugs, Medicines, and Narcotics	—	—	—	—	—	95,250	82,914	1,04,678	89,702	1,16,479
Earthenware and Porcelain—										
Earthenware, including pipes	—	—	—	—	—	4,132	13,425	57,916	47,701	15,536
Porcelain	—	—	—	—	—	12,496	1,500	34	9,602	1,257
Total of Earthenware, etc.	—	—	—	—	—	16,628	14,925	57,950	57,303	16,793
Glass and Glassware	—	—	—	—	—	1,99,173	1,34,331	1,20,434	1,37,092	1,02,817

TRADE AT CHIEF PORT
BOMBAY

(100)

No. 12—continued
IMPORTS—continued

GOVERNMENT STORES—continued

PRINCIPAL AND OTHER ARTICLES	QUANTITY					VALUE				
	1926-27	1927-28	1928-29	1929-30	1930-31	1926-27	1927-28	1928-29	1929-30	1930-31
						A	B	B	B	B
BOMBAY—continued										
BOMBAY (CHIEF PORT)—continued										
Hardware and Cutlery, (including agricultural implements and plated-ware) . Value	—	—	—	—	—	6,23,133	4,06,183	5,87,834	4,75,133	4,09,684
Instruments, Apparatus and Appliances, and parts thereof "	—	—	—	—	—	9,94,590	24,29,158	38,39,221	15,96,110	6,63,107
Leather—										
Unwrought . Cwts.	100	290	24	35	31	29,311	41,435	11,401	18,836	14,049
Manufactures . Value	—	—	—	—	—	57,075	12,166	12,184	9,247	11,529
Total of Leather . "	—	—	—	—	—	86,386	53,601	23,585	28,083	25,578
Machinery and Mill-work—										
Prime movers—										
Locomotive engines and tender and parts thereof* . "	—	—	—	—	—	—	—	37,67,967	35,59,393	38,79,127
Steam-engines and parts (other than locomotives) . "	—	—	—	—	—	48,242	39,850	4,67,748	12,801	18,700
Other sorts of machinery . "	—	—	—	—	—	34,30,075	68,12,733	1,82,05,950	82,07,609	22,72,506
Total of Machinery, etc. . "	—	—	—	—	—	34,78,317	68,52,583	2,24,41,665	1,17,79,803	61,70,333
Metals and Ores—										
Brass, Bronze, and similar alloys, and manufactures thereof, wrought . Cwts.	592	686	173	210	51	36,810	50,695	10,348	12,835	7,986
Copper—										
Unwrought . "	4,086	3,202	2,799	..	1,599	1,87,694	1,37,265	1,20,153	..	68,680
Wrought; . "	4,334	899	2,906	1,320	326	2,61,116	51,331	1,66,585	91,395	28,657
Total of Copper . "	8,420	4,101	5,705	1,320	1,925	4,48,720	1,88,596	2,86,738	91,395	92,337
Iron—										
Pig . . . Tons	50	100	100	223	..	5,926	11,053	10,302	24,744	..
Manufactures . "	33	40	13	5	1	15,851	8,104	4,816	1,856	805
Total of Iron . "	83	140	113	228	1	21,777	19,157	15,118	26,600	805
Steel—										
Bars and Channels . "	381	1,764	570	1,345	68	53,466	2,38,322	83,442	1,58,930	8,051
Cast . . . "	22	6	11	..	4	41,474	5,824	10,262	499	1,200
Total of Steel . "	403	1,770	581	1,345	72	94,940	2,44,146	93,694	1,59,429	10,157
Iron or steel—										
Nails, Screws, Rivets, and washers . "	167	142	155	143	5	36,549	29,592	33,034	27,806	3,587
Rails and fish-plates . "	155	9,019	4,001	14	6	30,037	12,33,667	6,38,163	10,157	860
Sheets and plates (including galvanized and tinned plates) . "	789	1,551	514	261	116	1,53,448	4,19,077	1,59,813	69,172	40,393
Sleepers and keys of steel or iron* . "	—	—	27,570	768	97	—	—	25,68,291	2,46,623	35,313
Wire . "	361	481	398	462	7	57,005	83,847	80,050	95,293	2,791
Other manufactures of iron or steel . "	1,986	3,546	6,540	854	257	6,21,603	10,88,863	21,47,483	2,85,707	1,33,285
Total of Iron or steel . "	3,458	14,739	39,173	2,592	478	8,99,242	28,55,046	56,26,834	7,37,723	2,16,292

* Transferred from "Railway plant and Rolling Stock" which ceases to be a separate head from 1928-29.

No. 12—continued
IMPORTS—continued

GOVERNMENT STORES—continued

PRINCIPAL AND OTHER ARTICLES	QUANTITY					VALUE				
	1926-27	1927-28	1928-29	1929-30	1930-31.	1926-27	1927-28	1928-29	1929-30	1930-31
BOMBAY—continued										
BOMBAY (CHIEF PORT)—continued										
Metals and Ores—continued										
Tin—										
Unwrought (blocks, ingots, bars and slabs) . . . Cwts.	..	648	360	190	121	..	1,19,098	56,340	18,071	14,402
Wrought (including plates or sheets not being tinned iron),	184	..	98	36	71	21,715	92	11,676	4,111	6,567
Total of tin . . . "	184	648	458	156	192	21,715	1,19,190	68,016	22,182	20,969
Metals and Ores, unenumerated . . . "	1,630	3,208	1,482	2,196	798	84,329	3,05,200	61,244	97,624	47,635
Total of Metals and Ores Tons	4,483	17,081	40,258	4,269	699	16,07,533	37,32,030	61,61,992	11,27,843	3,95,591
Paper and Pasteboard—										
Paper—										
Printing paper . . . Cwts.	3,444	2,678	6,069	7,839	6,734	1,50,213	2,14,772	8,10,264	10,94,234	9,82,372
Writing paper and envelopes . . . "	6,058	14,847	9,021	11,750	10,896	3,23,560	7,79,125	6,94,264	6,07,048	4,17,156
Other kinds of paper . . . "	4,175	5,125	1,626	3,935	2,814	1,59,286	2,35,656	72,598	1,19,605	62,237
Pasteboard, Millboard, and Cardboard of all kinds . . . "	12,400	24,370	25,978	30,044	28,931	2,24,196	4,07,003	4,34,542	4,66,232	4,42,206
Total of Paper, etc. . . "	26,167	47,520	43,594	53,568	49,375	8,62,255	16,37,456	20,11,668	22,87,169	19,03,971
Printing and Lithographing materials (excluding paper) . . . Value	—	—	—	—	—	2,42,580	4,98,430	1,19,738	2,34,622	1,55,348
Railway plant and Rolling-stock—*										
Carriages and parts thereof . . . Value	—	—	—	—	—	44,50,827	25,97,374	—	—	—
Wagons and parts thereof . . . "	—	—	—	—	—	3,24,190	2,42,308	—	—	—
Locomotive Engine and tenders and parts thereof . . . "	—	—	—	—	—	9,31,262	31,18,080	—	—	—
Materials for construction—										
Sleepers and keys of steel or iron Tons	8,178	62,709	—	—	—	10,60,434	66,35,840	—	—	—
Sleepers of wood . . . "	3,389	15,025	—	—	—	5,71,939	6,54,007	—	—	—
Other sorts . . . "	438	1,429	—	—	—	1,84,438	4,13,377	—	—	—
Total of Railway plant, etc. . . Value	—	—	—	—	—	75,21,600	1,36,60,086	—	—	—
Stationery (excluding paper) . . . "	—	—	—	—	—	11,97,512	7,89,708	65,198	1,85,766	53,748
Textiles—										
Cotton—										
Manufactures—										
Fleece-goods—										
Grey (unbleached) Yards	46,780	2,504	..	4,501	5,294	7,837	1,046	..	3,271	2,166
White (bleached) . . . "	2,636	5,986	747	2,702	3,256	2,217	3,054	461	3,028	3,076
Coloured, printed or dyed . . . "	25,923	215,649	483	1,634	2,507	7,976	84,873	1,362	3,321	1,6,828
Other sorts of manufactures (including handkerchiefs and shawls in the piece) . . . Value	—	—	—	—	—	29,143	25,689	39,643	5,493	12,011
Total of Cotton . . . "	—	—	—	—	—	47,173	1,14,912	41,466	15,113	24,081

GOVERNMENT STORES—concluded

PRINCIPAL AND OTHER ARTICLES	QUANTITY					VALUE				
	1926-27	1927-28	1928-29	1929-30	1930-31	1926-27	1927-28	1928-29	1929-30	1930-31
BOMBAY—continued						₹	₹	₹	₹	₹
BOMBAY (CHIEF PORT)—continued										
Textiles—continued										
Flax—										
Manufactures—										
Canvas . . . Yards	32,183	23,851	21,504	14,600	18,290	60,240	42,004	31,426	22,545	17,513
Other sorts (including bags and sacks) . Value	—	—	—	—	—	11,724	36,268	32,023	140,100	18,085
Total of Flax . . .	—	—	—	—	—	71,964	78,272	63,449	62,645	35,598
Wool—										
Manufactures—										
Piece-goods . Yards	3,804	28,322	12,265	5,354	20,187	9,752	92,260	13,167	11,139	15,726
Other sorts . Lba.	9,387	5,327	5,304	3,385	10,067	26,726	11,675	12,200	7,618	22,010
Total of Wool . Value	—	—	—	—	—	36,478	1,03,835	25,417	18,757	37,736
Total of Textiles . . .	—	—	—	—	—	1,55,615	2,97,019	1,30,332	96,515	97,415
Vehicles, excluding locomotives, etc., for railways—										
Carriages and parts for Railways* . . .	—	—	—	—	—	—	—	4,35,678	7,44,596	5,76,457
Wagons and parts for Railways* . . .	—	—	—	—	—	—	—	1,29,451	3,01,644	2,429
Other kinds . . .	—	—	—	—	—	7,45,891	15,74,437	33,64,618	53,60,440	35,74,870
Total of Vehicles, etc. . .	—	—	—	—	—	7,45,891	15,74,437	44,29,747	64,06,680	41,53,766
All other articles—										
Unmanufactured . . .	—	—	—	—	—	29,91,780	20,46,023	24,66,422	18,83,934	18,33,376
Manufactured . . .	—	—	—	—	—	14,60,156	10,85,513	10,81,487	7,81,927	8,82,882
GRAND TOTAL OF GOVERNMENT STORES . . .	—	—	—	—	—	2,38,65,094	3,72,50,075	4,68,54,731	2,92,83,932	1,84,37,143

ABSTRACT (PRIVATE MERCHANDISE)

PRINCIPAL AND OTHER ARTICLES	QUANTITY					VALUE				
	1926-27	1927-28	1928-29	1929-30	1930-31	1926-27	1927-28	1928-29	1929-30	1930-31
Cotton Manufactures . Value	—	—	—	—	—	₹ 13,02,28,375	₹ 14,99,81,045	₹ 16,28,59,544	₹ 14,93,51,075	₹ 4,37,38,205
Liquors . . .	—	—	—	—	—	1,04,67,420	99,86,996	94,35,716	1,08,63,486	89,67,253
Metals and Ores . . .	—	—	—	—	—	7,05,30,948	7,91,62,361	7,99,45,371	6,89,53,159	4,86,85,246
Other articles, except Salt . . .	—	—	—	—	—	55,72,48,871	62,43,45,233	53,88,98,972	59,76,66,032	46,26,94,298
Total . . .	—	—	—	—	—	76,84,75,614	86,34,75,640	84,11,34,603	82,63,33,752	56,92,85,002
Salt . . .	—	—	—	—	—	42,426	37,594	39,004	35,159	35,123
GRAND TOTAL . . .	—	—	—	—	—	76,85,18,040	86,35,13,234	84,11,73,607	82,63,68,911	56,93,20,180

* Transferred from Railway plant and rolling stock which ceases to be a separate head from 1928-29.

No. 12—continued

EXPORTS

INDIAN MERCHANDISE

PRINCIPAL AND OTHER ARTICLES	QUANTITY					VALUE				
	1926-27	1927-28	1928-29	1929-30	1930-31	1926-27	1927-28	1928-29	1929-30	1930-31
BOMBAY—continued										
BOMBAY (CHIEF PORT)—continued										
Animals living No.	16	372	1,520	17,016	4,851	0,178	28,170	58,005	41,562	101,202
Apparel (including drapery, uniforms, accoutrements, but excluding hosiery and boots and shoes) Value	—	—	—	—	—	2,64,222	3,60,188	2,34,370	2,13,271	1,55,007
Art. works of Value	—	—	—	—	—	1,30,386	1,14,772	95,858	59,799	1,30,234
Books, printed, and matter (not being stationery), including maps and charts Owts.	5,847	7,107	8,117	6,687	4,635	6,11,138	7,14,422	6,67,837	5,82,700	3,99,874
Boots and shoes Pairs	1,00,585	139,641	178,880	136,277	1,27,678	1,91,921	2,67,483	5,67,821	2,65,144	1,88,670
Bristles Owts.	1,702	1,894	1,854	1,804	1,729	6,61,581	7,87,927	7,73,187	8,30,729	7,91,818
Caseln	12,108	10,641	13,360	14,273	8,236	4,63,527	4,80,246	4,90,857	4,75,534	1,64,648
Chemicals and chemical preparations, excluding chemical manures and medicines—Potassium compounds—Saltpetre Owts.	3,187	7,920	841	3,637	4,348	83,507	1,80,777	16,075	54,033	68,730
Other sorts Value	—	—	34	—	—	—	—	640	—	—
Others Value	—	—	—	—	—	80,796	37,221	52,917	82,521	89,074
Total of Chemicals, etc. Value	—	—	—	—	—	1,64,303	2,17,998	69,632	1,36,554	1,52,804
Coal and Coke—										
Coal Tons	2,795	25	3	61	1	58,173	1,350	50	1,520	29
Coke " "	87	15	17	106	53	4,778	678	720	4,671	2,465
Total of Coal and Coke	2,882	40	20	167	54	62,951	2,028	770	6,191	2,494
Coffee Owts.	4,457	6,154	3,661	4,466	5,447	4,12,358	5,01,850	3,23,894	3,50,327	3,48,758
Coir—										
Unmanufactured Tons	3	8	8	10	13	840	2,413	1,928	3,435	6,010
Manufactured (excluding rope) " "	155	193	150	128	101	74,790	96,260	83,618	69,213	48,480
Total of Coir	158	201	158	138	114	75,630	98,673	85,546	72,648	54,490
Drugs and Medicines (excluding chemicals and narcotics) Value	—	—	—	—	—	3,65,298	3,92,841	5,50,585	7,84,400	3,03,945
Dyeing and Tanning substances—										
Myrobalana Owts.	744,885	890,643	514,279	747,347	7,81,878	39,52,188	52,93,448	32,17,688	43,29,973	42,56,874
Turmeric " "	36,886	35,104	35,000	37,375	43,228	9,75,345	8,73,922	9,61,056	9,70,504	10,55,489
Others " "	6,805	5,939	5,543	6,575	7,056	2,18,166	1,66,396	2,21,169	1,80,265	2,09,922
Total of Dyeing and Tanning substances	788,576	931,685	554,822	791,297	832,162	51,45,699	63,33,766	43,99,913	54,80,742	55,22,285
Fish (excluding canned fish)—										
Fish, dry, unsalted Owts.	4,233	9,722	8,544	6,597	6,864	1,22,369	2,99,113	2,40,787	2,02,131	2,07,112
" " salted " "	—	141	291	180	159	—	2,320	6,535	5,916	2,217
Fishmaws and shark-fins	3,692	2,989	2,851	2,608	2,349	7,57,610	5,95,409	3,85,254	3,22,663	3,25,080
Total of Fish	7,925	12,852	11,686	9,385	9,372	8,79,979	8,96,842	6,32,576	5,30,710	5,34,409

INDIAN MERCHANDISE—continued

[PRINCIPAL AND OTHER ARTICLES	QUANTITY					VALUE				
	1926-27	1927-28	1928-29	1929-30	1930-31	1926-27	1927-28	1928-29	1929-30	1930-31
BOMBAY—continued						R	R	R	R	R
BOMBAY (CHIEF PORT)—continued										
Fodder, Bran, and Pollards (excluding oil-cake)—										
Other sorts of Bran and pollards . . . Tons	1,805	3,199	1,848	1,342	971	1,86,451	3,73,630	2,73,770	2,05,827	1,24,481
Other sorts of fodder . . . "	3	4	15	10	1	1,000	208	1,909	1,574	71
Total of Fodder, etc. . . "	1,808	3,203	1,863	1,352	972	1,87,451	3,73,838	2,75,789	2,07,401	1,24,552
Fruits and Vegetables—										
Fresh fruits and vegetables—										
Fresh fruits—										
Cocoanuts . . . No.	122,075	130,813	111,815	134,422	119,548	11,558	12,312	10,158	12,585	8,391
Others . . . Value	—	—	—	—	—	99,497	1,21,398	1,41,742	1,53,553	1,23,520
Fresh vegetables of all kinds—										
Onions . . . Cwts.	258,895	282,819	301,051	205,135	186,543	12,77,903	13,61,666	12,68,346	8,48,749	7,27,123
Other kinds . . . Value	—	—	—	—	—	64,891	1,26,928	1,09,310	50,586	31,121
Fruits and vegetables : dried, salted, or preserved, all sorts . . . Tons	1,499	1,795	1,285	2,022	1,199	5,92,245	7,07,368	5,00,016	7,23,470	3,78,526
Total of Fruits, etc. Value	—	—	—	—	—	20,46,094	23,29,672	20,34,472	17,03,942	12,63,680
Furniture and Cabinetware . . . "	—	—	—	—	—	3,21,864	3,15,812	1,04,247	2,44,521	2,71,663
Glass and glassware . . . "	—	—	—	—	—	1,05,140	1,31,826	1,13,627	70,566	40,452
Grain, Pulse and Flour—										
Barley . . . Tons	538	767	2,573	42	3	1,17,553	1,15,269	4,36,784	8,502	558
Jowar and bajra . . . "	14,124	13,866	41,973	14,943	5,026	13,99,700	32,10,279	66,32,173	24,45,119	7,14,697
Pulse—										
Beans . . . "	198	203	193	230	146	46,323	50,960	49,273	58,934	33,817
Gram . . . "	3,037	3,192	3,445	2,511	2,532	7,23,631	7,34,963	8,00,267	6,15,178	5,92,466
Lentils (Masur) . . . "	9,999	9,980	11,471	8,612	5,067	19,36,072	19,05,519	23,21,714	17,63,273	9,51,847
Other sorts . . . "	1,673	2,060	3,861	2,143	1,554	4,55,300	5,43,806	10,25,536	6,00,678	4,43,573
Rice not in the husk—										
Bolled rice . . . "	13	182	187	69	5	3,000	43,065	34,660	15,694	1,130
Cleaned rice . . . "	15,372	13,426	15,197	15,718	13,295	42,39,220	46,23,299	38,89,764	40,32,780	32,94,859
Broken cleaned rice . . . "	92	823	1,343	339	300	15,830	1,70,777	2,34,300	30,612	47,032
Other sorts . . . "	89	359	197	271	303	29,477	1,21,306	67,540	93,362	91,363
Rice-flour and ground rice . . . "	21	644	457	32	33	4,604	1,23,110	81,032	7,819	6,103
Wheat . . . "	6,398	1,836	3,652	2,116	1,455	11,71,966	5,11,441	7,55,421	5,62,335	3,60,139
" flour . . . "	21,377	22,100	18,152	21,568	17,603	52,90,103	52,14,903	44,38,667	49,54,688	36,90,210
Others . . . "	659	903	1,818	907	347	1,45,567	1,94,151	3,52,435	1,07,533	1,79,315
Total of Grain, Pulse and Flour . . . "	74,095	80,344	104,775	69,501	43,169	1,61,23,356	1,75,62,848	2,11,69,666	1,54,62,002	1,03,92,119
Gums and Resins—										
Arabic . . . Cwts.	3,134	9,475	5,069	7,672	6,328	2,15,610	2,77,271	1,86,317	2,53,334	1,61,333
Others . . . "	21,613	35,045	39,269	41,153	43,952	8,50,015	13,84,942	15,51,501	16,36,034	14,67,217
Total of Gums and Resins . . . "	23,752	44,520	44,338	48,825	50,280	10,65,625	16,62,213	17,37,818	18,89,418	16,28,550
Hardware, and Cutlery, including plate-ware . . . Value	—	—	—	—	—	3,54,218	4,59,680	3,00,425	3,65,710	2,20,491

No. 12—continued

EXPORTS—continued

INDIAN MERCHANDISE—continued

PRINCIPAL AND OTHER ARTICLES	QUANTITY					VALUE				
	1926-27	1927-28	1928-29	1929-30	1930-31	1926-27	1927-28	1928-29	1929-30	1930-31
BOMBAY—continued										
BOMBAY (CHIEF PORT)—continued										
Hides and Skins, raw—										
Hides, raw—										
Buffalo hides	Tons 58	202	347	116	67	₹ 64,496	2,95,770	5,39,455	1,63,082	45,145
	=No. =6,647	=24,897	=45,343	=16,700	=10,381					
Cow hides	Tons 340	370	1,327	695	967	₹ 5,07,205	5,43,317	28,25,880	10,87,002	9,34,772
	=No. =74,166	=85,275	=3,12,106	=176,114	=265,439					
Other hides	Tons ..	3	1	8	20	₹ 1,110	5,570	3,320	9,333	10,427
	=No. =300	=2,000	=1,683	=2,626	=20,430					
Total of Hides, raw	Tons 398	575	1,675	819	1,054	₹ 5,72,511	9,44,657	33,68,555	12,59,417	9,90,344
	=No. =81,113	=112,172	=359,132	=195,330	=296,250					
Skins, raw—										
Goat skins	Tons 4,561	4,093	4,791	6,204	5,084	₹ 64,90,422	68,25,766	81,57,240	86,16,336	52,87,821
	=No. =3,301,673	=3,254,629	=3,997,822	=5,417,246	4,202,748					
Sheep skins	Tons ..	20	31	30	16	₹ 00	40,778	70,119	42,308	30,328
	=No. =36	=32,560	=50,425	=41,040	=33,665					
Other skins	Tons 15	82	56	80	0	₹ 1,46,128	8,04,788	5,64,333	7,62,195	1,38,144
	=No. =60,866	=307,737	=223,683	=484,805	=44,563					
Total of Skins, raw	Tons 4,576	4,195	4,878	6,404	5,100	₹ 66,45,640	71,71,282	88,00,692	94,20,839	54,56,293
	=No. =3,461,574	=3,594,935	=4,271,930	=5,043,091	=4,280,976					
Cuttings of hides and skins (raw)	Tons 122	69	7	95	440	₹ 30,780	13,090	1,750	41,843	78,800
Total of Hides and skins, raw	Tons 5,098	4,839	6,500	7,318	6,608	₹ 72,49,231	81,29,029	1,21,70,097	1,07,22,099	65,25,437
Horns, tips and pieces of horn	Cwts. 8,468	9,305	5,750	4,555	3,520	₹ 2,07,950	2,28,329	1,51,243	1,16,035	69,775
Instruments, apparatus and appliances and parts thereof—										
Musical	Value	₹ 81,370	74,471	76,644	60,865	80,863
Other kinds	₹ 13,959	62,806	62,618	1,99,036	36,232
Total of Instruments, Apparatus, etc.	₹ 95,329	1,37,277	1,39,262	2,68,931	1,17,095
Jewellery (excluding imitation jewellery and precious stones and pearls, unset), also plate of gold and silver—										
Jewellery	₹ 2,100	15,900	..	1,350	12,55,850
Plate of gold and silver	₹ 49,070	29,041	15,141	15,995	18,010
Total of Jewellery, etc.	₹ 51,170	44,941	15,141	17,845	12,73,860
Kapok	Cwts. 15,755	9,200	6,223	5,798	6,225	₹ 8,99,052	4,36,194	2,47,475	2,45,391	2,44,570
Lac—										
Stick	₹ 2,12,818	2,97,485	3,46,570	1,60,302	5,100
Other kinds (excluding Lac-dye)	₹ 6,896	24,961	60,845	77,630	3,445
Total of Lac	₹ 2,19,514	3,22,446	4,07,415	2,37,932	8,545
Leather—										
Hides, tanned or dressed—										
Buffalo hides	Tons 125	84	107	108	79	₹ 2,65,632	1,78,450	2,28,329	2,00,915	1,50,577
	=No. =18,001	=13,302	=15,497	=13,797	=11,468					
Cow hides	Tons 774	1,439	1,074	868	481	₹ 28,43,626	51,00,069	41,59,194	31,43,788	17,89,206
	=No. =263,005	=478,356	=358,436	=277,632	=155,914					
Calf skins—										
Buffalo calf skins	Tons 8	11	8	6	1	₹ 38,301	65,367	38,510	31,610	5,409
	=No. =9,205	=10,879	=5,480	=4,782	=600					
Cow calf skins	Tons 38	80	28	55	12	₹ 2,10,742	4,02,242	1,71,308	2,08,256	35,140
	=No. =57,035	=82,234	=27,149	=68,233	=13,235					
Other hides	Tons	1	₹ 100	..	2,250
	=No. =60	..	=241					
Total of Hides, etc.	Tons 945	1,614	1,218	1,032	578	₹ 33,58,301	57,46,128	44,00,751	36,74,564	20,00,418
	=No. =349,156	=585,271	=400,803	=364,544	=181,262					

INDIAN MERCHANDISE—continued

PRINCIPAL AND OTHER ARTICLES	QUANTITY					VALUE				
	1926-27	1927-28	1928-29	1929-30	1930-31	1926-27	1927-28	1928-29	1929-30	1930-31
BOMBAY—continued						R	R	R	R	R
BOMBAY (CHIEF PORT)—continued										
Leather—continued										
Skins, tanned or dressed—										
Goat skins	Tons 542 =No. =1,264,242	650 =1,472,086	528 =1,267,144	468 =1,115,624	313 =697,661	} 30,93,420	} 34,82,182	} 33,72,093	} 31,41,792	} 19,93,812
Sheep skins	Tons 235 =No. =578,227	264 =643,650	254 =549,725	294 =744,091	233 =573,396					
Other skins	Tons 5 =No. =35,174	11 =132,814	20 =163,368	11 =89,583	4 =47,345					
Total of Skins, etc.	Tons 782 =No. =1,877,643	925 =2,249,450	802 =1,985,237	773 =1,949,298	550 =1,318,702	43,57,465	50,73,858	51,54,087	52,16,372	35,21,182
Unwrought	Cwts. 2,236	2,410	2,362	2,454	1,706	3,65,747	3,91,629	4,23,337	3,73,107	2,15,672
Manufactures (excluding boots and shoes)— Bags, trunks, and travelling requisites	Value —	—	—	—	—	46,473	47,077	57,837	78,111	62,210
Saddlery and harness	—	—	—	—	—	19,805	7,766	26,471	6,649	8,862
Other sorts	—	—	—	—	—	84,425	1,43,184	1,24,624	1,13,598	73,121
Total of Leather	—	—	—	—	—	82,32,217	1,14,09,642	1,03,86,507	94,62,401	58,86,460
Manures—										
Bones—										
Crushed	Tons 4,084	5,626	2,374	5,837	3,700	4,99,174	7,03,000	3,63,102	7,55,396	5,25,840
Uncrushed	—	—	5	48	—	—	—	300	6,020	—
Bonemeal	4,683	5,155	3,686	1,760	364	5,24,244	5,88,521	4,07,521	2,01,010	42,700
Fish Manures	—	351	520	39	14	—	48,487	80,089	5,347	3,280
Other kinds	375	303	860	894	843	67,425	70,689	1,41,296	1,66,606	1,10,941
Total of Manures	9,142	11,435	7,945	8,578	4,921	10,90,843	14,10,697	9,92,308	11,34,379	6,82,851
Metals and Ores—										
Brass, Bronze, and similar alloys and manufacture, thereof—										
Unwrought	Cwts. —	—	—	1,000	—	—	—	—	35,950	—
Wrought	2,556	3,423	3,509	5,904	2,406	5,55,690	6,36,165	6,21,523	7,53,597	4,01,511
Total of Brass, etc.	2,556	3,423	3,509	6,904	2,406	5,55,690	6,36,165	6,21,523	7,89,547	4,01,511
Copper—										
Ore	Tons —	—	—	—	—	—	—	105	—	—
Wrought (sheets and other manufactures)	Cwts. 962	1,163	1,011	743	474	94,350	1,04,381	89,856	73,346	45,694
Ferro Manganese	Tons —	4,000	—	—	—	—	1,08,000	—	—	—
Iron or Steel—										
Ore	—	—	—	—	—	—	5	—	—	—
Pig	—	—	5	40	15	—	—	370	2,375	1,125
Manufactures—										
Bars and Channels and bridge works	73	44	39	127	28	19,288	11,825	10,346	23,275	6,437
Nails, screws, rivets, and washers	161	154	135	122	78	71,540	67,429	62,959	50,924	25,826
Old for remanufacture	1,355	156	134	775	53	46,853	6,675	4,810	33,150	1,850
Others	102	97	98	89	63	32,902	32,922	37,074	29,129	19,359
Total of manufactures	1,691	451	406	1,118	222	1,70,583	1,18,851	1,16,689	1,36,478	53,472
Total of Iron or Steel	1,691	451	411	1,153	237	1,70,583	1,18,856	1,16,059	1,39,353	54,597
Manganese ore	227,176	266,273	273,285	355,906	1245,309	61,93,322	68,82,545	80,14,558	68,76,241	70,04,335
Ferruginous Manganese ore	—	8,350	1,900	—	—	—	2,50,500	58,800	—	—
Metals, others	Cwts. 2,723	5,389	5,109	8,650	3,378	4,64,027	8,15,078	7,25,257	8,07,206	4,53,485
Ores, unenumerated	Tons 8,937	12,157	6,120	4,541	803	1,66,012	2,21,863	98,355	86,660	19,552
Total of Metals	2,003	950	892	1,968	550	12,84,650	16,74,475	15,52,695	18,09,452	9,80,287
Total of Ores	236,113	260,780	281,365	360,447	246,112	63,59,334	74,62,913	81,72,118	69,62,901	70,23,887
Total of Metals and Ores	238,116	291,730	282,257	362,415	246,662	76,43,984	91,37,368	97,24,819	1,17,72,353	79,34,174

No. 12—continued¹

EXPORTS—continued

INDIAN MERCHANDISE—continued

PRINCIPAL AND OTHER ARTICLES	QUANTITY					VALUE				
	1926-27	1927-28	1928-29	1929-30	1930-31	1926-27	1927-28	1928-29	1929-30	1930-31
BOMBAY—continued						₹	₹	₹	₹	₹
BOMBAY (CHIEF PORT)—continued										
Mica—										
In blocks . . . Cwts.	4	—	—	—	28	4,055	—	—	—	1,315
In splittings . . . "	80	100	24	2	590	22,311	55,136	19,024	718	66,080
Total of Mica . . . "	84	109	24	2	618	26,366	55,136	19,024	718	67,395
Oils—										
Essential—										
Ginger grass . . . Gals.	611	321	417	687	219	24,493	13,825	18,950	35,667	8,475
Palma roca . . . "	7,483	9,264	6,331	9,268	8,581	3,18,555	3,67,075	3,49,514	4,15,544	3,10,680
Sandal wood . . . "	14,558	14,419	16,567	14,221	8,247	20,64,200	20,58,158	24,19,132	22,35,149	12,35,688
Other sorts . . . "	2,484	2,257	2,104	2,236	2,267	50,177	57,943	49,470	66,627	47,325
Total of Essential . . . "	25,136	26,261	25,419	26,412	19,314	24,57,425	24,92,001	28,37,066	27,52,987	16,02,072
Vegetable, non-essential—										
Castor . . . Gals.	2,403	141,597	235,608	107,944	2,22,802	6,085	3,20,846	5,91,880	2,74,325	5,05,354
Cocconut . . . "	4,883	8,172	7,762	6,809	4,805	17,371	27,217	28,010	25,485	16,041
Groundnut . . . "	13,219	46,307	342,646	143,053	143,963	41,020	1,48,360	7,28,157	3,46,465	2,06,211
Sesamum (til or jinjili) . . . "	40,607	76,372	140,894	126,042	91,235	1,22,680	2,25,715	4,19,692	3,64,096	2,53,486
Others . . . "	5,484	6,297	3,765	3,754	6,719	17,596	18,993	12,420	13,209	18,143
Total of Vegetable, non-essential . . . "	75,546	278,745	730,675	387,602	469,524	2,05,302	7,41,131	17,70,165	10,23,580	10,80,235
Others . . . "	2,320	2,459	2,656	222	120	4,364	4,936	3,554	710	375
Total of Oils . . . "	103,502	307,465	758,750	414,236	488,958	26,67,091	32,38,068	46,10,735	37,77,277	26,91,682
Oil-cakes—										
Castor cake . . . Tons	—	4	814	11	—	—	550	1,09,055	400	—
Cocconut cake (Punac), . . . "	—	8	292	134	177	—	2,000	52,500	14,826	17,670
Cotton cake . . . "	—	—	626	184	1,311	—	—	82,230	26,550	42,860
Groundnut cake . . . "	35,379	71,892	85,831	95,014	115,359	49,64,754	1,01,17,879	1,16,29,539	1,27,69,422	1,01,56,898
Linsced cake . . . "	23,369	30,952	47,192	23,506	13,669	37,19,948	40,34,535	61,29,967	32,41,179	13,46,040
Rape and Sesamum cake . . . "	66	126	1,155	1,682	1,175	12,291	16,218	1,57,059	2,11,161	85,984
Others . . . "	2,410	1,542	6,093	3,704	1,872	3,24,005	1,63,546	3,21,137	4,54,905	1,19,528
Total of Oil-cakes . . . "	66,224	104,524	142,053	124,315	132,563	90,21,898	1,43,34,723	1,89,81,597	1,67,17,443	1,17,68,980
Opium Lbs.	20	20	138	10	165	750	750	2,362	375	3,375
Paints and Painters' materials—										
Paints and Colours . . . Cwts.	150	402	945	756	237	4,735	25,399	14,076	10,400	3,318
Painter's materials Value	—	—	—	—	—	77,525	30,998	19,795	23,000	6,789
Total value of Paints and Painter's materials . . . "	—	—	—	—	—	82,260	56,397	33,871	33,400	15,607
Paper and Pasteboard—										
Paper—										
Other kinds of paper (including paper manufactures). . . Cwts.	230	236	248	376	371	21,818	16,340	10,747	12,975	12,730
Pasteboard, mill-board, and card-board of all kinds . . . "	17	6	40	64	12	560	122	1,130	800	225
Total of paper, etc. . . "	247	242	292	440	383	22,378	16,462	11,877	13,775	12,955
Paper making materials . . . "	7,277	8,525	5,092	4,041	2,628	88,475	1,05,846	1,13,880	84,169	39,848
Perfumery (not being perfumed spirit) including musk . . . Value	—	—	—	—	—	97,196	1,14,102	90,804	97,290	99,092
Provisions and Oilman's stores (including fish and fruits and Vegetables, canned or bottled)—										
Butter Cwts.	4,957	4,570	4,362	5,401	4,331	5,32,531	5,43,314	5,56,735	6,05,997	4,83,305
Ghi "	3,175	3,316	4,170	3,762	3,262	3,03,344	3,31,033	4,74,045	4,04,203	3,44,401
Pickles, chutnies, and condiments . . . "	12,767	14,823	13,550	14,082	12,315	3,31,531	4,08,242	3,91,854	4,12,216	3,03,051
Others Value	—	—	—	—	—	1,77,299	2,78,987	3,62,936	2,53,654	2,29,205
Total value of Provisions, etc. . . "	—	—	—	—	—	15,04,708	16,11,606	17,85,570	16,76,076	13,60,462

INDIAN MERCHANDISE—continued

PRINCIPAL AND OTHER ARTICLES	QUANTITY					VALUE				
	1926-27	1927-28	1928-29	1929-30	1930-31	1926-27	1927-28	1928-29	1929-30	1930-31
BOMBAY—continued										
BOMBAY (CHIEF PORT)—continued										
Seeds—										
Oil-seeds—										
Essential—										
Ajama . . . Tons	160	162	187	120	133	61,137	63,679	68,032	47,832	49,852
Coriander . . . "	661	705	793	342	419	3,11,129	3,56,836	4,18,440	1,96,215	2,03,079
Curamin (other than black) . . . "	513	556	619	448	816	4,36,176	4,56,192	5,11,448	3,79,788	6,76,166
Fennel . . . "	358	500	678	290	424	1,36,645	2,34,980	3,36,940	1,36,104	1,72,621
Fenugreek . . . "	527	677	791	842	857	1,89,704	2,49,982	2,69,805	3,29,483	2,82,245
Sawa or dib . . . "	827	974	550	433	254	2,15,181	2,43,491	1,38,600	1,30,337	69,944
Others . . . "	17	15	52	35	167	7,169	7,711	25,202	12,303	65,851
Total of Essential . . . "	3,063	3,649	3,670	2,510	3,070	13,57,135	16,12,880	17,68,467	12,32,062	15,10,760
Non-essential—										
Castor . . . "	55,091	90,805	71,187	61,033	47,185	1,09,33,749	1,80,52,196	1,45,67,285	1,25,76,216	80,04,321
Copra or coconut kernel . . . "	112	184	125	107	62	71,894	71,574	78,826	64,760	30,451
Cotton . . . "	42,786	133,346	125,137	54,869	40,825	37,74,515	1,24,95,613	1,27,06,462	51,96,107	22,31,241
Groundnuts . . . "	50,050	141,717	202,866	131,010	143,870	1,25,21,723	3,51,61,583	5,06,22,885	2,99,47,649	2,31,53,051
Linseed . . . "	78,278	88,714	79,743	79,735	102,903	1,76,12,826	1,89,91,144	1,73,90,403	1,99,59,629	2,23,71,481
Mowa or mowra . . . "	14,500	4,490	6,982	402	1,225	23,18,270	6,81,329	11,00,579	63,100	1,26,081
Mustard . . . "	793	1,751	3,937	2,362	2,147	2,67,593	5,46,335	11,07,038	7,03,760	5,75,151
Niger . . . "	567	1,254	2,568	1,159	539	1,46,394	2,86,371	5,53,453	2,30,356	1,09,606
Poppy . . . "	1,595	2,241	546	151	461	4,98,836	7,78,840	1,94,583	57,190	1,41,961
Rape . . . "	3,686	3,658	8,163	1,899	834	9,24,887	8,86,639	18,64,651	4,63,455	2,10,217
Sesamum (til or jinili) . . . "	1,264	9,600	29,138	10,410	910	3,96,806	27,78,339	78,15,282	26,23,109	3,06,285
Tea . . . "	19	43	63	58	21	72,700	1,87,512	2,47,982	2,95,023	1,26,601
Others . . . "	1,140	2,043	454	1,605	648	1,84,709	3,06,143	69,146	2,31,777	77,644
Total of Non-essential . . . "	249,901	479,846	5,30,914	344,800	341,580	4,97,24,811	9,20,73,718	10,83,18,575	7,24,12,131	5,70,64,241
Other than oil-seeds . . . "	109	368	181	121	70	48,932	84,582	42,554	40,461	32,541
Total of Seeds . . . "	253,073	483,863	534,765	347,431	344,720	5,11,30,878	9,37,71,180	11,01,29,596	7,36,84,654	5,96,16,541
Soap . . . Cwts.	6,696	7,529	14,716	19,013	20,792	2,04,103	1,80,766	3,24,190	4,16,965	3,77,481
Spices—										
Betelnuts . . . "	1,951	2,475	1,857	1,999	2,189	1,14,776	1,37,522	1,12,808	1,18,663	1,10,181
Cardamoms . . . "	5,983	5,787	5,050	5,757	6,022	18,45,652	15,85,588	13,34,608	15,76,236	11,89,111
Chillies . . . "	3,504	7,947	7,711	9,262	5,581	1,14,550	2,59,731	2,66,200	2,97,743	1,62,770
Ginger . . . "	34,132	29,759	26,042	31,134	34,560	13,29,916	11,48,473	9,99,077	12,05,909	11,31,101
Pepper . . . "	30,860	49,595	25,956	23,252	25,314	19,33,433	33,00,770	21,13,999	23,72,561	16,06,141
Others . . . "	119	556	456	246	240	4,000	22,048	17,135	10,168	7,893
Total of Spices . . . "	76,549	96,119	67,072	76,630	73,903	53,42,327	69,54,142	43,43,627	55,81,342	41,58,223
Sugar—										
Sugar, 16 Dutch standard and above . . . Tons	130	159	119	82	..	81,823	97,734	68,909	39,964	..
Confectionery* . . . "	4	—	—	—	—	4,136	—	—	—	—
Molasses (including Palmyra and cane jaggery) . . . "	116	147	94	87	75	57,266	88,823	55,024	44,284	37,581
Others . . . "	42	90	..	31,011
Total of Sugar . . . "	250	306	213	169	117	1,43,225	1,86,557	1,24,023	84,248	58,600
Yellow and Stearine (including grease and animal fat) . . . Cwts.	3,225	4,043	4,721	3,835	3,514	1,50,482	1,96,704	2,20,318	1,74,593	1,62,551
Tea—										
Black . . . Lbs.	1,332,777	693,464	407,923	554,178	485,872	15,20,602	8,01,914	4,23,848	5,71,299	4,40,391
Green . . . "	60	..	128	60	..	96
Total of Tea . . . "	1,332,777	693,464	407,983	554,178	486,000	15,20,602	8,01,914	4,23,908	5,71,299	4,40,487

* Shown separately under Provisions since 1927-28.

No. 12—continued
EXPORTS—continued.

INDIAN MERCHANDISE—continued

PRINCIPAL AND OTHER ARTICLES	QUANTITY					VALUE				
	1926-27	1927-28	1928-29	1929-30	1930-31	1926-27	1927-28	1928-29	1929-30	1930-31
BOMBAY—continued										
BOMBAY (CHIEF PORT)—continued										
Textiles—										
Cotton—										
Raw { Bales of 400 Lbs. Tons	373,925	303,756	409,237	465,805	474,863	39,99,32,359	30,60,09,594	47,11,74,357	43,47,81,592	33,78,12,574
Waste Cwts.	2,093,996	1,701,030	2,627,728	2,608,514	2,659,231					
Twist and Yarn—						52,86,936	44,63,599	43,20,397	51,69,098	39,03,770
Grey—										
No. 1 to 10 Lbs.	11,040,590	6,341,069	6,344,577	6,665,784	7,036,870	67,20,579	40,42,188	43,26,422	44,83,196	36,44,697
No. 11 to 20 "	20,289,191	10,893,409	12,182,573	10,366,339	7,872,602	1,01,36,662	80,47,388	1,06,33,887	84,72,020	57,73,810
No. 21 to 30 "	534,875	352,020	405,427	323,660	167,500	5,94,504	4,79,162	4,44,829	3,18,060	1,66,125
No. 31 to 40 "	63,534	19,672	23,500	60,600	2,800	69,375	25,752	30,269	54,400	3,100
Above No. 40 "	4,095	700	16,000	15,400	3,000	9,340	1,400	13,000	11,925	3,000
Two folds (doubles) "	7,040,980	5,692,804	4,376,375	6,330,436	7,159,097	56,13,837	40,85,519	38,04,613	50,03,790	54,85,090
White bleached "	1,311,410	602,990	392,751	362,530	414,889	10,93,776	4,68,000	3,23,364	2,85,050	2,40,724
Coloured—										
No. 1 to 20 "	189,590	99,993	100,646	119,340	92,870	2,16,705	1,13,322	1,16,307	1,25,352	85,275
No. 21 to 40 "	120,420	114,110	56,719	31,450	14,000	1,51,605	1,34,502	68,722	40,371	16,367
Above No. 40 "	800	1,900	1,600	2,000	..	2,400	4,600	4,200	2,812	..
Twofolds (doubles) "	9,800	83,520	15,600	800	2,800	13,525	30,903	10,950	412	4,700
Unspecified descriptions of twist and yarn "	10,100	9,307
Total of Twist and Yarn "	41,205,685	24,152,187	23,925,868	24,233,439	22,706,034	3,06,22,308	1,84,33,336	1,92,85,870	1,87,97,997	1,54,22,238
Manufactures—										
Canvas Handkerchiefs and shawls in the piece Yds.	39,503	6,886	13,452	9,863	1,675	32,875	5,872	10,964	5,180	1,212
Hosiery Value	133,512	259,540	143,502	88,570	120,370	75,985	1,01,843	54,900	40,248	30,580
Piecegoods—										
Grey (unbleached)—										
Chadars and Dhutias Yds.	3,161,864	3,377,946	3,366,449	3,413,339	1,396,622	9,95,208	10,57,988	11,43,139	10,43,449	5,86,133
Drills and Jeans "	463,980	254,369	327,917	250,821	64,910	1,18,525	76,514	87,598	75,519	14,819
T. Cloth and Domestic "	2,002,990	1,427,565	3,000,236	1,902,535	1,275,180	4,71,367	3,33,775	7,13,553	4,92,227	3,49,116
Shirtings "	134,410	2,018,019	1,735,308	2,359,750	3,905,979	80,055	5,07,357	5,73,424	6,79,655	10,90,956
Other sorts "	13,570,102	10,353,051	7,291,303	6,542,877	2,429,192	41,68,741	30,50,130	21,94,719	18,45,173	5,28,952
Total of Grey (unbleached),, "	19,333,436	17,430,950	15,721,718	14,469,322	9,571,883	57,83,896	50,25,764	47,12,433	41,41,023	25,69,970
White (bleached)—										
Chadars and Dhutias "	27,296	85,614	148,067	21,150	4,160	8,597	32,725	44,621	6,770	1,580
Others "	1,088,641	950,904	915,902	652,481	240,627	3,11,374	3,47,681	3,09,185	2,40,955	87,912
Total of White (bleached),, "	1,110,937	1,036,518	1,063,969	673,631	244,687	3,19,971	3,80,356	3,53,756	2,47,725	89,492
Coloured, printed, or dyed—										
Lungis and Saris "	1,466,181	3,037,805	2,300,855	1,306,852	1,634,935	5,53,423	10,93,925	7,54,849	4,05,262	5,01,091
Drills and Jeans "	1,819,719	2,009,240	2,455,037	1,844,472	1,291,551	4,42,825	5,44,940	6,29,739	4,42,603	3,25,232
Other sorts "	126,217,998	101,481,318	85,314,938	73,151,579	51,779,249	3,96,04,766	3,18,75,174	2,52,63,134	2,04,87,088	1,41,38,494
Total of Coloured, printed, or dyed "	129,503,893	106,523,368	89,970,878	76,332,903	54,705,735	4,06,01,017	3,35,14,039	3,66,47,522	2,13,34,953	1,49,04,370
Total of Piece goods "	149,946,266	124,995,831	108,756,500	91,475,856	64,522,305	4,67,04,884	3,89,20,159	3,17,13,711	2,57,23,706	1,76,24,338
Thread, sewing Lbs.	202,808	250,390	232,466	231,186	143,668	3,32,618	3,87,787	3,23,852	3,49,710	2,10,215
Other sorts of manufactures "	1,186,170	1,882,883	1,277,574	1,134,751	487,599	11,53,712	17,74,757	11,23,993	11,00,236	5,23,357
Total of Cotton manufactures Value	—	—	—	—	—	4,83,47,619	4,12,36,973	3,32,79,365	2,72,52,505	1,84,21,736
Total of Cotton, raw and manufactures "	—	—	—	—	—	48,41,89,222	37,01,48,502	52,80,59,949	48,60,91,192	37,55,60,368
Haberdashery and millinery "	—	—	—	—	—	8,75,632	8,03,983	8,61,337	9,32,230	5,07,027

↑ Separately recorded from 1927-28.

INDIAN MERCHANDISE—continued

PRINCIPAL AND OTHER ARTICLES	QUANTITY					VALUE				
	1926-27	1927-28	1928-29	1929-30	1930-31	1926-27	1927-28	1928-29	1929-30	1930-31
BOMBAY—continued						R	R	R	R	R
BOMBAY (CHIEF PORT)—continued										
Textiles—continued										
Hemp (chiefly sann)—										
Raw . . . Cwts.	96,384	112,314	87,726	103,572	62,544	18,58,066	22,00,600	16,38,341	18,58,387	9,55,697
Manufactures (excluding cordage) . . . Value	—	—	—	—	—	1,500	200	..
Total of Hemp, raw and manufactures . . .						18,59,566	22,00,600	16,38,341	18,58,587	9,55,697
Jute—										
Manufactures—										
Canvas . . . { Yds. 12,744 50,060 2,439 504 640 } { Cwt. =126 =510 =23 =6 =18 }						7,136	25,693	1,590	309	1,087
Sacking Gunny bags { Tons 964 982 830 780 591 } { No. =1,043,635 =950,986 =889,198 =818,082 =587,165 }						5,91,977	5,55,603	4,61,582	3,80,810	2,66,736
Hessian " " { Tons 1 .. 1 .. 2 } { No. =1,019 =180 =560 .. =990 }						1,650	585	450	..	1,550
Gunny cloth—										
Sacking . . . { Yds. .. 17,500 } { Tons .. =25 }						..	16,200
Hessian . . . { Yds. 1,304,426 805,361 778,900 440,800 389,710 } { Tons =409 =252 =244 =137 =106 }						3,58,109	2,16,800	2,22,597	1,08,828	88,082
Rope and twine . Cwts.	3,752	3,372	3,196	2,976	2,241	1,03,748	93,055	87,270	79,268	64,279
Other kinds . . .	572	647	1,324	273	594	13,325	14,720	27,659	5,553	10,990
Total of Jute manufactures . . . Value						10,80,945	9,22,656	8,01,128	5,83,759	4,32,773
Others . . .						15	2,051	..	200	1,000
Total of Jute . . .						10,80,960	9,25,807	8,01,128	5,83,959	4,33,773
Silk—										
Raw—										
Mulberry silk (excluding tasar and other wild silks)—										
Raw . . . Lbs.	10,106	41,050	18,427	8,931	21,300	77,410	3,08,672	1,11,072	65,248	2,02,634
Chasam or waste . . .	1,640	48,458	237,141	176,829	42,079	2,390	41,500	2,18,257	1,51,377	112,979
Cocoons . . .	4,808	..	2,464	26,254	8,764	14,065	..	1,900	26,390	10,192
Wild silk, tasar, etc.—										
Raw . . .	3,983	2,142	..	300	..	6,956	2,340	..	1,450	..
Chasam or waste . . .	210,070	83,952	25,055	39,140	9,856	3,03,169	87,857	22,649	35,991	6,000
Cocoons . . .	5,279	300	..	9,466	..	9,419	400	..	3,825	..
Total of Silk, raw . . .	235,886	171,802	278,037	260,920	81,999	4,18,409	4,40,709	3,53,878	2,89,781	3,32,405
Manufactures—										
Goods of silk mixed with other materials . . . Yds.	55,090	68,232	19,040	18,646	750	50,525	61,294	21,350	21,377	1,670
Silk piecegoods . . .	3,875	21,376	2,650	4,600	2,183	3,750	26,980	4,399	6,400	4,425
Thread for sewing . Lbs.	790	580	4,600	3,625	1,767	5,200	2,400	17,200	12,500	6,125
Others . . .	155	636	124	601	530	1,898	3,750	836	2,250	1,700
Total value of Silk manufactures . . . Value						66,373	94,374	43,735	42,527	13,920
Total value of Silk, raw and manufactures . . .						4,79,782	5,35,143	3,97,613	3,32,308	3,46,325
Wool—										
Raw . . . Lbs.	17,153,512	19,421,487	23,374,619	22,923,672	12,675,337	1,58,91,700	1,71,35,237	2,04,30,859	2,08,53,425	1,05,20,802
Manufactures—										
Carpets and rugs . . .	805,185	986,628	1,116,835	781,319	442,639	30,44,050	37,72,723	42,32,425	36,56,372	18,80,810
Piecegoods . . . Yds.	27,401	18,403	12,305	3,305	1,523	45,999	33,716	22,935	3,494	2,245
Shawls . . . No.	54	1,300	1,647	2,785	2,166	650	3,840	5,163	15,403	15,085
Others . . . Lbs.	60,981	139,434	236,064	230,475	137,373	1,04,188	2,74,590	4,00,917	3,24,179	2,72,189
Total of Wool manufactures . . . Value						31,94,837	40,84,874	47,11,400	40,04,347	21,70,335
Total of Wool . . .						1,90,86,537	2,12,20,111	2,51,41,849	2,48,57,772	1,26,97,137
Other textiles . . .						5,390	7,925	22,840	4,200	6,649
Total of Textiles . . .						50,75,77,129	39,53,41,678	55,69,23,190	51,41,20,273	39,05,07,630
Tobacco—										
Unmanufactured . . . Lbs.	4,892,388	6,893,980	8,631,370	4,198,723	5,176,343	24,02,308	34,42,445	35,10,758	20,32,131	25,00,358

No. 12—continued
EXPORTS—continued

INDIAN MERCHANDISE—continued

PRINCIPAL AND OTHER ARTICLES	QUANTITY					VALUE				
	1926-27	1927-28	1928-29	1929-30	1930-31	1926-27	1927-28	1928-29	1929-30	1930-31
INDIA—continued						₹	₹	₹	₹	₹
BOMBAY (CHIEF PORT)—continued										
Tobacco—continued										
Manufactured—										
Cigars Lbs.	11,811	7,896	5,490	6,026	3,385	23,596	15,757	10,438	12,105	7,002
Others "	9,811	8,803	8,760	4,688	6,655	14,342	9,936	7,807	5,014	7,532
Total of manufactured ..	21,122	16,199	14,250	10,709	10,040	37,938	25,693	18,245	17,119	14,534
Total of Tobacco ..	4,913,510	6,910,179	8,645,620	4,209,432	5,186,388	24,40,246	34,68,138	35,29,003	20,49,250	25,14,892
Toys and requisites for games and sports (including fishing tackle, other than firearms) Value	—	—	—	—	—	1,76,255	1,16,122	1,00,984	1,76,210	1,17,000
Umbrellas, including parasols and sun-shades No.	36,810	42,623	78,533	24,249	8,037	82,998	92,913	1,26,901	44,822	12,980
Wood and Timber—										
Teakwood Cubic Tons	1,093	1,635	1,598	1,992	2,603	2,76,433	5,83,463	4,15,042	6,43,682	8,82,122
Firewood Tons	1	3	92	315	..
Ornamental wood—										
Sandal wood . . "	614	688	904	805	509	10,47,900	10,98,960	16,22,145	13,89,099	8,15,082
Other kinds of Wood and Timber Value	—	—	—	—	—	56,582	1,08,696	77,307	1,22,983	1,14,239
Manufactures of wood, other than furniture and cabinetware . . "	—	—	—	—	—	1,08,959	1,34,356	1,27,744	1,43,101	1,13,467
Total of Wood and Timber. . "	—	—	—	—	—	14,86,874	19,20,475	22,43,330	22,99,130	19,24,060
Postal Articles . . "	—	—	—	—	—	1,06,61,281	1,13,41,866	1,03,50,888	89,85,017	69,17,480
All other articles of merchandise—										
Unmanufactured. . "	—	—	—	—	—	13,61,246	13,63,396	19,94,698	18,92,167	11,17,900
Manufactured . . "	—	—	—	—	—	10,31,183	8,10,565	8,02,349	8,11,997	7,41,689
GRAND TOTAL (EXCLUSIVE OF GOVERNMENT STORES) . . "	—	—	—	—	—	65,21,61,110	60,23,69,058	78,69,84,019	69,70,88,273	53,02,13,738

EXPORTS—continued

INDIAN MERCHANDISE—concluded.

GOVERNMENT STORES

PRINCIPAL AND OTHER ARTICLES	QUANTITY					VALUE				
	1926-27	1927-28	1928-29	1929-30	1930-31	1926-27	1927-28	1928-29	1929-30	1930-31
						R	R	R	R	R
BOMBAY—continued										
BOMBAY (CHIEF PORT)—continued										
Grain, pulse and flour—										
Rice Tons	249	217	170	91	6	55,059	47,294	34,843	17,644	720
Other sorts . . . "	7	2,000
Total Grain, etc. . . "	256	217	170	91	6	57,059	47,294	34,843	17,644	720
All other articles—										
Unmanufactured . Value	—	—	—	—	—	9,252	1,145	2,177	11,433	77,356
Manufactured . . "	—	—	—	—	—	4,10,080	2,79,436	1,02,046	1,01,209	1,42,707
Total of Government stores . . "	—	—	—	—	—	4,76,991	3,27,874	1,39,066	1,30,286	220,873

FOREIGN MERCHANDISE.

PRINCIPAL AND OTHER ARTICLES	QUANTITY					VALUE				
	1926-27	1927-28	1928-29	1929-30	1930-31	1926-27	1927-28	1928-29	1929-30	1930-31
						R	R	R	R	R
Animals, living—										
Horses No.	95	88	62	85	56	3,03,500	3,56,125	1,92,500	2,61,800	2,85,693
Other kinds . . . "	36	79	31	47	38	5,700	9,020	9,885	9,170	7,505
Total of Animals, living . . "	131	167	93	132	94	3,09,200	3,65,145	2,02,385	2,70,470	2,93,198
Apparel (including drapery, uniforms and accessories, but excluding hosiery and boots and shoes) . . . Value	—	—	—	—	—	12,91,302	10,45,893	13,20,940	9,76,355	6,61,436
Arms, Ammunition and Military Stores—										
Firearms, and parts thereof . . "	—	—	—	—	—	40,091	54,756	42,053	63,160	97,336
Dynamite and all other explosives . Cwts.	..	125	687	9	201	..	20,368	1,04,666	890	28,465
Others "	—	—	—	—	—	5,355	1,075	2,357	5,214	2,488
Total of Arms, etc. . . "	—	—	—	—	—	45,440	76,799	1,49,076	69,264	1,28,289
Books, printed, and printed matter not being stationery, including maps and charts . . "	514	612	797	721	649	1,35,625	1,50,107	1,58,651	1,55,950	1,65,096
Building and Engineering materials other than that of iron, steel or wood . Value	—	—	—	—	—	19,584	11,428	11,782	47,242	1,41,090
Chemicals and Chemical preparations, excluding Chemical manures and medicines . Value	—	—	—	—	—	1,70,298	2,04,578	1,25,036	1,25,155	1,04,706

No. 12—continued

EXPORTS—continued

FOREIGN MERCHANDISE—continued

PRINCIPAL AND OTHER ARTICLES	QUANTITY					VALUE				
	1926-27	1927-28	1928-29	1929-30	1930-31	1926-27	1927-28	1928-29	1929-30	1930-31
						R	R	R	R	R
BOMBAY—continued										
BOMBAY (CHIEF PORT)—continued										
Coal and Coke . . . Tons	33,802	47,811	31,784	43,561	26,106	7,67,912	10,55,182	6,13,291	8,17,016	4,80,788
Coffee . . . Cwts.	6,739	4,457	4,476	9,109	4,829	3,48,669	2,34,188	2,49,044	5,21,861	2,67,084
Cutlery . . . Value	—	—	—	—	—	2,27,171	2,60,336	2,66,293	2,63,552	1,42,917
Drugs and Medicines (excluding chemicals and narcotics)—										
Asafetida . . . Cwts.	1,350	1,164	1,253	1,443	1,270	77,706	67,120	70,609	74,823	63,023
Cassia lignea* . . . "	3,433	—	—	—	—	83,357	—	—	—	—
Others . . . Value	—	—	—	—	—	1,71,930	1,84,317	1,61,730	2,35,589	2,60,106
Total Drugs and Medicines (excluding chemicals and narcotics) . . . "	—	—	—	—	—	3,33,053	2,51,437	2,32,339	3,10,412	3,23,029
Dyeing and Tanning substances—										
Cochineal . . . Cwts.	66	448	210	416	107	9,906	73,048	41,937	83,679	25,710
Dyes obtained from coal tar—										
Alizarine . . . Lbs.	1,229	94,270	2,240	10,559	774	760	68,596	1,820	8,023	825
Aniline . . . "	188,376	1,042,163	131,184	87,514	124,337	3,86,506	21,83,244	2,54,359	1,53,421	1,72,771
Others . . . "	1,634	6,500
Saffron . . . "	11,367	11,572	7,996	4,538	4,480	44,032	59,189	30,853	25,110	14,111
Others . . . Cwts.	1,835	1,884	1,010	815	541	81,709	76,299	46,036	41,148	21,982
Total of Dyeing and tanning substances . Value	—	—	—	—	—	5,23,503	24,60,371	3,81,505	3,11,390	2,35,309
Earthenware and Porcelain . . . "										
	—	—	—	—	—	1,74,186	1,35,044	1,14,401	98,899	75,668
Fish (excluding canned fish)—										
Fish, dry, salted and unsalted . . . Cwts.	84	214	311	137	49	2,760	5,560	4,830	6,525	990
Fishmaws and shark-fins . . . "	2,385	2,752	2,747	2,497	2,305	5,83,075	4,19,697	4,18,902	4,35,514	3,61,515
Total of Fish . . . "	2,070	2,966	3,058	2,634	2,354	5,85,835	4,25,257	4,23,732	4,42,039	3,62,505
Fruits and Vegetables—										
Fresh fruits and vegetables . . . Value										
	—	—	—	—	—	43,028	22,739	29,389	51,894	51,487
Fruits and vegetables : dried, salted, or preserved—										
Dates . . . Tons	590	348	435	351	83	1,35,992	1,07,726	89,192	63,101	19,338
Other sorts . . . "	906	1,521	858	657	434	7,43,195	13,03,602	8,90,472	6,42,825	4,39,942
Total of Fruits and Vegetables . . . Value	—	—	—	—	—	9,27,215	14,34,067	10,15,553	7,57,820	10,767
Glass and glassware . . . "										
	—	—	—	—	—	3,91,861	3,83,292	3,34,476	3,59,070	1,78,803

* Transferred under "spices" since 1927-28.

TRADE AT CHIEF PORT
BOMBAY

(114)

No. 12—continued
EXPORTS—continued

FOREIGN MERCHANDISE—continued

PRINCIPAL AND OTHER ARTICLES	QUANTITY					VALUE				
	1926-27	1927-28	1928-29	1929-30	1930-31	1926-27	1927-28	1928-29	1929-30	1930-31
BOMBAY—contd.										
BOMBAY (CHIEF PORT)—continued										
Gums and Resins—										
ArabicGwts.	15,150	18,867	24,219	18,581	4,538	5,04,684	5,37,457	9,68,265	6,58,132	1,81,661
Benjamin"	366	788	1,719	2,844	1,357	21,147	41,679	84,304	90,800	64,350
Olibanum or frankincense"	16,787	19,045	20,086	21,208	15,416	5,20,567	6,72,150	7,59,877	7,62,815	4,79,840
Other sorts"	14,374	20,018	35,036	33,143	28,958	6,74,286	11,71,978	15,68,350	13,65,036	7,78,179
Total of Gums and resins "	46,677	59,618	81,060	75,776	60,269	17,20,634	25,23,264	33,70,296	28,76,842	14,48,030
Hardware (excluding Cutlery and Electro-plated ware)Value	—	—	—	—	—	11,24,207	12,28,259	11,78,186	10,30,974	6,82,826
Hides and Skins, raw—										
Skins, rawTons	324	431	326	214	203	1,15,28,006	1,92,07,380	1,52,78,277	1,05,35,082	1,00,53,827
Skins, rawNo.	—989,641	—1,579,884	—1,381,435	—874,252	—851,049					
Instruments, Apparatus, and Appliances, and parts thereof—										
ElectricalValue	—	—	—	—	—	3,64,063	1,38,828	1,50,199	2,08,121	2,01,389
Musical—										
Talking machines and accessories"	—	—	—	—	—	12,298	28,825	22,852	18,442	58,248
Other sorts"	—	—	—	—	—	23,494	29,152	28,396	33,269	19,839
Photographic"	—	—	—	—	—	43,876	1,63,222	58,737	90,733	1,04,594
Others"	—	—	—	—	—	88,154	70,960	1,57,248	1,09,865	1,18,670
Total of Instruments, apparatus, and appliances, and parts thereof "	—	—	—	—	—	5,31,885	4,25,487	4,17,427	4,60,430	5,02,699
Ivory—										
UnmanufacturedLbs.	27,801	33,999	17,758	13,455	7,731	1,66,599	2,21,279	1,02,355	79,707	35,950
ManufacturedValue	—	—	—	—	—	27,135	1,055	850	6,535	791
Total of Ivory"	—	—	—	—	—	1,93,734	2,22,334	1,03,205	86,242	36,741
Jewellery (excluding imitation jewellery and precious stones and pearls, unset), also plate of gold and silver—										
Jewellery"	—	—	—	—	—	1,26,033	9,145	4,381	42,870	13,771
Plate of gold and silver"	—	—	—	—	—	94,336	1,45,887	93,772	1,58,211	161,661
Total of Jewellery, etc."	—	—	—	—	—	2,20,369	1,55,032	98,153	2,01,081	175,432
Leather—										
Hides tanned or dressed (Tons)	450	..	235	..	715
Hides tanned or dressed (No.)	—10	—	—32	..	—15					
Skins, tanned or dressed (Tons)	..	2	1	2,129	60,723	7,130	4,300	..
Skins, tanned or dressed (No.)	—145	—13,700	—2,549	—800	..					
UnwroughtGwts.	38	112	60	25	69	9,876	20,458	15,765	12,910	16,318
Manufactures (excluding boots and shoes) Value	—	—	—	—	—	33,272	1,14,859	98,245	1,20,067	74,217
Total of Leather"	—	—	—	—	—	95,227	1,96,040	1,21,375	1,37,277	91,245
Liquors—										
Spirit"	10,247	5,053	1,352	2,177	2,078	24,341	25,641	11,518	17,434	14,552
Wines"	234	385	443	512	301	4,986	7,252	7,846	8,940	13,859
Others"	4,527	2,210	3,347	3,747	4,003	9,066	6,442	8,350	10,217	12,605
Total of Liquors"	15,008	7,648	5,147	6,436	6,382	38,393	39,335	27,714	36,591	40,610
Machinery and Millwork—										
Prime-movers (other than electrical)—										
Locomotives (excluding those for Railways) "	—	—	—	—	—	300
Others"	—	—	—	—	—	84,358	64,964	47,486	1,64,178	85,284
Electrical machinery of all kinds"	—	—	—	—	—	89,807	68,880	49,408	78,593	71,506
Other sorts of machinery "	—	—	—	—	—	5,20,453	4,01,796	5,27,065	6,90,625	7,73,834
Total of Machinery and millwork"	—	—	—	—	—	7,03,618	5,35,640	6,24,252	9,33,396	9,35,624
MatchesGross of Boxes	77,110	82,775	59,023	55,400	2,100	1,81,210	1,01,007	1,15,406	1,06,941	1,703

No. 12—continued

EXPORTS—continued

FOREIGN MERCHANDISE—continued

PRINCIPAL AND OTHER ARTICLES	QUANTITY					VALUE				
	1926-27	1927-28	1928-29	1929-30	1930-31	1926-27	1927-28	1928-29	1929-30	1930-31
BOMBAY—continued						R	R	R	R	R
BOMBAY (CHIEF PORT)—continued										
Metals and Ores—										
Brass, Bronze, and similar alloys and manufactures thereof—										
Wrought—										
Mixed or yellow metal for sheathing Cwts.	451	558	622	863	299	25,412	33,908	36,415	18,072	19,420
Others	489	352	2,244	3,671	845	85,910	48,249	1,10,083	1,48,717	81,630
Total of Brass, etc.	940	905	2,866	4,084	1,144	61,322	82,157	1,46,498	1,66,789	51,050
Copper—										
Unwrought	20	700
Wrought—										
Sheet and other manufactures	4,853	1,760	1,530	1,579	641	2,33,781	97,539	83,070	93,532	38,363
Total of copper	4,853	1,760	1,550	1,579	641	2,33,781	97,539	83,770	93,532	38,363
Iron or Steel—										
Angle, bolt and rod Tons	108	78	24	43	35	22,509	14,155	6,933	20,024	10,259
Bars, bridge work and channels	201	186	109	120	89	51,488	52,153	34,703	37,437	29,739
Hoops and strips	90	92	84	96	130	20,647	23,025	21,575	22,991	33,344
Nails, screws, rivets, and washers	63	86	59	70	48	29,110	36,475	28,938	33,043	19,894
Old, for re-manufacture	20,664	30,454	33,339	43,733	24,335	6,93,947	11,26,690	10,28,054	15,54,641	7,12,156
Pipes and fittings cast	16	27	27	76	34	7,697	10,331	11,266	27,829	13,341
Sheets and plates—										
Galvanised	154	55	42	36	39	47,891	14,639	12,443	11,010	9,524
Tinned	11	18	19	8	1	4,231	7,258	5,649	1,540	340
Not galvanised or tinned	30	31	47	10	8	5,973	7,908	15,021	2,650	2,193
Others	443	463	240	274	253	1,22,919	1,85,534	1,41,010	78,210	64,971
Total of Iron or Steel	21,780	31,490	33,990	44,511	24,972	10,06,457	14,78,258	13,05,592	17,89,405	8,96,261
Tin—										
Unwrought (blocks, ingots, bars, and slabs) Cwts.	303	449	267	679	1,297	1,47,373	87,963	41,693	98,208	1,45,273
Metals—Others	3,277	2,720	4,059	7,454	7,841	3,62,311	2,76,653	2,96,551	4,48,654	3,65,881
Ores—Others Tons	1	..	2	11	1	1,008	100	1,035	2,805	340
Total of Metals	22,273	31,782	34,427	45,193	25,518	13,61,744	20,22,475	18,74,104	25,96,538	14,96,833
Total of Ores	1	..	2	11	1	1,008	100	1,035	2,805	340
Total of Metals and Ores	22,274	31,782	34,429	45,209	25,519	13,62,752	20,22,575	18,75,139	25,99,393	14,97,173
Oils—										
Animal { Cwts. & Gals.	1	..	4	30	..	205
Essential { Libs. & Gals.	338	4,343	2,561	527	4,541	1,777	14,736	14,944	5,195	18,726
Mineral	42	479	233	58	504	19,39,537	11,23,214	9,00,120	11,37,466	7,57,201
Vegetable non-essential { Cwts. & Gals.	5,184,137	4,374,062	3,544,024	4,406,458	2,623,393	4,473	3,497	3,462	11,031	2,506
Total of Oils	117	239	95	189	77	10,45,837	11,46,497	9,18,536	11,53,602	7,73,038
Total of Oils	1,458	3,520	1,129	2,304	913	10,45,837	11,46,497	9,18,536	11,53,602	7,73,038
Total of Metals and Ores	5,185,637	4,378,601	3,545,448	4,408,320	2,625,350	10,45,837	11,46,497	9,18,536	11,53,602	7,73,038
Paints and Colours Cwts.	2,283	1,145	1,391	1,199	1,370	1,01,430	98,504	1,06,687	93,566	1,04,823

TRADE AT CHIEF PORT
BOMBAY

(116)

No. 12—continued
EXPORTS—continued

FOREIGN MERCHANDISE—continued

PRINCIPAL AND OTHER ARTICLES	QUANTITY					VALUE				
	1926-27	1927-28	1928-29	1929-30	1930-31	1926-27	1927-28	1928-29	1929-30	1930-31
BOMBAY—continued										
BOMBAY (CHIEF PORT)—continued										
Paper and Pasteboard—										
Paper—						R	R	R	R	R
Printing paper . Cwts.	737	774	1,370	633	51	17,742	18,952	28,044	16,865	1,430
Writing paper and envelopes . Value	—	—	—	—	—	42,126	50,332	42,006	31,102	19,109
Other kinds of paper (including paper manufactures) . Cwts.	2,312	2,500	2,309	1,464	1,415	35,434	46,695	38,890	26,635	25,756
Pasteboard, millboard, and card-board of all kinds . "	196	205	510	316	139	5,548	4,115	5,786	5,961	5,060
Total of Paper and Pasteboard . Value	—	—	—	—	—	1,00,860	1,20,094	1,14,735	80,023	51,416
Precious stones and pearls, unset	—	—	—	—	—	3,55,725	4,27,820	5,22,076	3,14,505	2,66,156
Provisions and Oilman's stores (including fish and fruits and vegetables canned or bottled and confectionery) . Cwts.	2,411	2,595	3,390	2,038	2,348	1,50,268	1,55,851	2,39,348	1,62,644	2,06,831
Rubber—Manufactures . . . Value	—	—	—	—	—	1,09,524	1,50,361	89,841	1,35,267	2,40,931
Shells and Cowries	—	—	—	—	—	38,420	77,897	1,00,004	61,152	25,126
Spices—										
Cassia Ligna . . . Cwts.	—	—	2,675	2,113	4,373	—	—	55,548	54,444	76,044
Cloves	8,371	2,131	1,954	2,751	2,324	4,97,490	1,23,768	1,02,667	1,58,238	1,35,681
Others	808	5,627	1,538	1,005	3,435	49,055	1,05,120	1,12,492	67,977	2,65,560
Total of Spices	9,179	7,758	6,167	5,879	10,132	5,46,545	2,38,888	2,70,707	2,80,709	4,77,881
Stationery (excluding paper) . Value	—	—	—	—	—	1,39,781	1,51,120	1,13,246	1,31,870	87,196
Sugar—										
Sugar, 16 Dutch Standard and above (a) . Tons	6,369	15,453	4,008	5,371	—	16,08,094	44,20,954	11,07,623	13,60,131	—
Sugar, 23 Dutch Standard and above	—	—	—	—	2,510	—	—	—	—	5,38,724
Sugar, below 23 D. S. but not below 16 D. S.	—	—	—	—	—	—	—	—	—	—
Sugar, 15 Dutch Standard and below	—	16	—	—	—	—	1,600	—	6	—
Confectionery*	12	—	—	—	—	9,598	—	—	—	—
Saccharin † Lbs.	1,250	—	—	—	—	6,050	—	—	—	—
Total of Sugar Tons	6,382	15,469	4,008	5,371	2,510	16,18,732	44,22,554	11,07,623	13,60,137	5,38,724
Tea—										
Black Lbs.	101,859	22,744	21,486	21,824	13,543	77,502	19,731	16,528	17,606	10,023
Green	35,510	101,153	4,211	2,560	1,400	43,403	1,25,032	4,980	2,969	1,580
Total of Tea	137,369	123,897	25,697	24,384	14,943	1,20,905	1,44,763	21,508	20,575	11,603
Textiles—										
Cotton—										
Raw Tons	2,036	2,791	552	1,426	95	30,39,386	44,14,937	8,68,454	19,24,616	1,14,513
Twist and yarn . . . Lbs.	907,239	1,378,152	313,986	472,980	410,139	11,43,292	14,48,308	4,20,378	5,81,534	3,06,561
Manufactures—										
Hosiery Value	—	—	—	—	—	3,12,761	2,77,323	1,74,779	1,39,557	62,046
Piecegoods—										
Grey (unbleached) . . .	11,133,706	15,497,461	6,723,598	7,372,738	7,494,520	34,71,431	44,57,972	18,21,410	21,11,317	17,00,375
White (bleached) . . .	4,272,200	3,986,319	3,228,010	2,561,753	2,779,511	15,78,510	14,10,903	11,37,224	8,48,149	7,82,323
Coloured, printed; or dyed	9,035,558	10,036,389	10,619,356	9,196,461	5,850,145	41,31,441	44,09,378	38,54,298	30,96,641	17,94,059
Fents of all descriptions	59,664	38,761	63,216	41,658	12,175	22,757	19,020	18,245	12,580	3,826
Total of Piecegoods	25,216,128	30,108,930	20,634,180	19,672,660	16,136,351	92,49,139	1,02,97,278	68,31,177	60,68,687	43,79,618
Thread, sewing	61,329	71,121	67,368	59,277	46,957	1,39,465	1,37,725	1,50,100	91,200	93,130
Others	—	—	—	—	—	32,908	54,833	39,580	38,075	15,664
Total of Cotton, raw and manufactures	—	—	—	—	—	1,45,16,951	1,66,30,399	84,84,418	88,48,668	50,61,524
Haberdashery and millinery	—	—	—	—	—	5,76,942	7,94,207	7,17,499	6,01,576	4,66,054

* Transferred under "Province, etc." since 1927-28.
† "Drugs, etc." Ditto
(a) Shown under new sub-head below from 1930-31:

No. 12—continued

EXPORTS—continued

FOREIGN MERCHANDISE—continued

PRINCIPAL AND OTHER ARTICLES	QUANTITY					VALUE				
	1926-27	1927-28	1928-29	1929-30	1930-31	1926-27	1927-28	1928-29	1929-30	1930-31
BOMBAY—contd.						R	R	R	R	R
BOMBAY (CHIEF PORT)—continued										
Textiles—continued										
Silk—										
Raw Lbs.	12,034	14,205	5,192	8,375	12,843	86,370	92,960	35,035	39,312	61,665
Silk yarn, nolls and warps	12,330	16,515	36,719	85,437	7,520	1,04,119	1,03,945	1,30,434	2,23,084	39,336
Manufactures—										
Goods of silk mixed with other materials Yards	16,189	0,518	16,569	20,542	19,379	19,183	13,571	17,013	17,550	8,905
Silk piece goods	126,242	131,806	97,338	86,052	50,312	1,61,252	1,66,477	1,39,373	1,02,393	55,219
Other sorts	2,471	4,091	2,609	3,235	1,022	40,933	32,049	54,070	72,080	32,140
Total of Silk, raw and manufactures . Value	—	—	—	—	—	4,11,867	4,59,002	3,85,425	4,60,819	1,07,155
Wool—										
Raw Lbs.	15,702	63,168	632,128	87,248	40,432	12,850	23,100	3,09,850	56,450	30,720
Manufactures—										
Piecegoods . . . Yards	33,698	90,631	133,702	101,135	30,348	2,14,050	2,29,308	3,17,680	2,63,421	72,442
Shawls . . . No.	2,047	4,455	3,360	4,339	3,560	7,560	21,488	21,232	23,905	16,960
Other sorts . . . Lbs.	1,256,231	1,333,033	1,307,469	741,246	406,353	42,00,004	45,97,613	36,39,129	20,25,309	10,60,613
Total of Wool, raw and manufactures Value	—	—	—	—	—	44,34,464	48,76,514	42,87,041	23,69,085	11,30,735
Other textiles—										
Manufactured	—	—	—	—	—	5,00,834	3,90,270	7,70,421	7,86,539	3,60,545
Total of Textiles . 7.,	—	—	—	—	—	2,04,41,058	2,36,50,392	1,46,45,704	1,30,61,687	72,75,013
Umbrellas including Parasols and sunshades . . . No.	67,779	82,920	129,195	37,011	22,032	1,30,341	1,48,895	2,09,568	60,572	25,310
Vehicles (excluding locomotives, etc., for Railways) Value	—	—	—	—	—	5,88,060	6,22,476	9,04,207	17,66,691	9,24,163
Wood and Timber—										
Teak Wood . . . Cubic Tons	122	144	15	70	26	39,027	45,077	2,510	20,928	3,617
Other kinds of wood and timber . Value	—	—	—	—	—	15,332	15,333	30,941	14,569	12,934
Manufactures of wood, other than furniture and cabinet ware . . .	—	—	—	—	—	1,43,325	1,36,443	1,35,293	2,57,602	2,52,656
Total of Wood and Timber . . .	—	—	—	—	—	1,98,184	2,46,908	2,27,744	2,93,169	2,69,207
Fiscal Articles . . .	—	—	—	—	—	10,42,232	9,06,092	8,62,104	9,56,330	5,64,370
All other articles of merchandise—										
Unmanufactured	—	—	—	—	—	7,02,064	2,73,627	1,27,229	1,70,819	2,30,905
Manufactured	—	—	—	—	—	9,73,222	11,30,258	8,58,553	7,40,747	6,70,317
GRAND TOTAL (exclusive of Government Stores) . . .	—	—	—	—	—	5,37,44,532	6,93,35,734	5,02,42,831	4,52,10,018	3,23,21,172

TRADE AT CHIEF PORT
BOMBAY

(118)

No. 12—continued
EXPORTS—concluded

FOREIGN MERCHANDISE—concluded

GOVERNMENT STORES

PRINCIPAL AND OTHER ARTICLES	QUANTITY					VALUE				
	1926-27	1927-28	1928-29	1929-30	1930-31	1926-27	1927-28	1928-29	1929-30	1930-31
BOMBAY—concl.						R	R	R	R	R
BOMBAY (CHIEF PORT)—concluded										
Apparel (including drapery, uniforms, accoutrements, but excluding hosiery and boots and shoes) . . . Value	—	—	—	—	—	2,17,968	1,06,345	7,400	55,384	1,48,58
Arms, Ammunition and Military stores . . . "	—	—	—	—	—	3,76,104	2,15,973	26,023	5,03,069	4,90,73
Metals and Ores—										
Iron or Steel . . . "	..	101	..	27	13,103	..	3,510	..
Metals and Ores unmanufactured . . . Cwts.	8,622	8,700	2,462	..	—	11,26,671	10,96,250	3,11,500
Total of Metals and Ores. Tons	431	540	123	27	..	11,26,671	11,09,353	3,11,500	3,510	..
All other articles—										
Unmanufactured . . . Value	—	—	—	—	—	12,933	18
Manufactured . . . "	—	—	—	—	—	4,47,919	3,08,169	3,50,093	2,42,976	1,13,110
GRAND TOTAL . . . "	—	—	—	—	—	21,68,662	17,39,840	6,95,016	8,17,872	7,52,306
Abstract (Exports of Indian produce and manufactures)—										
Cotton-raw (including waste) . . . Value	—	—	—	—	—	40,52,19,295	31,04,78,193	47,54,94,754	43,99,50,690	34,17,16,344
Grain, Pulse and flour . . . "	—	—	—	—	—	1,61,23,356	1,75,62,868	2,11,09,666	1,54,62,002	1,03,92,119
Indigo . . . "	—	—	—	—	—	17,190	3,540	..	848	22,516
Seeds . . . "	—	—	—	—	—	5,11,30,878	6,37,71,180	11,01,29,596	7,36,84,654	5,95,16,541
Other sorts . . . "	—	—	—	—	—	17,96,65,391	18,05,58,277	18,01,90,003	16,79,90,079	11,85,66,213
Total . . . "	—	—	—	—	—	65,21,61,110	60,23,69,058	78,69,84,019	69,70,88,273	58,02,13,733
Abstract of Total value of exports of merchandise—										
Articles of Foreign merchandise . . . "	—	—	—	—	—	5,37,44,532	6,98,85,784	5,02,42,331	4,52,10,018	3,23,21,172
Articles of Indian produce and manufactures . . . "	—	—	—	—	—	65,21,61,110	60,23,69,058	78,69,84,019	69,70,88,273	58,02,13,733
Total . . . "	—	—	—	—	—	70,59,05,642	67,17,54,842	83,72,26,350	74,22,98,291	56,15,34,905

No. 12—continued

IMPORTS

PRINCIPAL AND OTHER ARTICLES	QUANTITY					VALUE				
	1920-27	1927-28	1928-29	1929-30	1930-31	1926-27	1927-28	1928-29	1929-30	1930-31
IND—						R	R	R	R	R
KARACHI—										
Apparel (excluding w hosiery and boots and shoes)—										
Apparel (including drapery, uniforms, accoutrements) Value	—	—	—	—	—	5,95,834	6,02,754	5,19,023	3,79,613	3,18,157
Gold and silver thread . . .	—	—	—	—	—	2,43,114	2,27,600	3,45,053	1,66,959	2,32,054
Lametta Lbs.	18,002	31,445	..	18,773	51,760	33,317	56,560	75,731	29,827	66,885
Hats, caps, bonnets, and hatter's ware . . . Value	—	—	—	—	—	2,13,802	1,67,060	1,95,743	1,86,523	90,193
Second-hand clothing . . .	—	—	—	—	—	11,77,909	6,55,884	9,41,708	8,92,855	5,66,757
Others	—	—	—	—	—	1,581	2,949	9,760	11,649	5,555
Total value of Apparel . . .	—	—	—	—	—	22,75,557	17,12,807	20,87,023	16,67,436	12,79,701
Arms, Ammunition, and Military Stores—										
Cartridge cases—										
Filled—										
Shot Gun Cartridges (b) No.	—	—	5,833,354	5,775,833	4,762,469	—	—	4,13,289	3,98,010	3,23,548
Rifle and other Cartridges (b)	—	—	1,465,110	719,842	575,545	—	—	5,10,926	39,758	30,868
Total Filled	7,315,959	7,937,987	7,298,473	6,495,725	5,338,014	5,60,755	5,57,637	9,24,215	4,37,768	3,53,416
Empty	224,800	62,400	126,900	80,190	30,150	6,695	2,144	3,376	2,710	938
Total of Cartridge cases . . .	8,040,759	8,000,387	7,425,373	6,575,915	5,377,164	5,67,450	5,59,781	9,27,591	4,40,478	3,54,354
Explosives—										
Blasting fuse	23,256	36,354	23,457	16,272	12,196	25,282	37,705	18,735	12,782	8,852
Others Value	87,300	143,500	103,500	66,000	42,300	40	2,056	—	363	493
Total of Explosives	—	—	—	—	—	25,322	39,761	18,735	13,170	9,345
Firearms, and parts thereof—										
Firearms No.	7,299	2,477	9,737	4,237	3,367	5,26,576	5,00,301	3,44,521	3,04,358	2,10,730
Parts of firearms . . . Value	—	—	—	—	—	1,988	1,296	1,867	2,943	1,324
Other sorts	—	—	—	—	—	60,605	37,451	5,82,221	30,915	24,475
Total value of Arms, Ammunition, etc., . . .	—	—	—	—	—	11,81,941	11,38,590	23,76,935	7,92,364	6,00,323
Asbestos—										
Raw Cwts.	3	41	202
Manufactures—										
Asbestos Packing . Value	—	—	—	—	—	19,192	23,667	35,250	47,337	20,967
Other Manufactures . . .	—	—	—	—	—	50,644	2,21,708	2,31,788	2,99,181	3,52,423
Total of Asbestos	—	—	—	—	—	69,836	2,50,416	2,67,240	3,47,018	3,73,390
Belting for machinery	—	—	—	—	—	2,93,998	2,58,759	2,80,044	3,13,673	2,71,083
Books, printed, and printed matter not being stationery including maps and charts Cwts.	1,142	1,192	1,153	1,101	781	2,60,225	2,20,162	2,51,970	2,36,594	1,60,230
Boots and shoes—										
Canvas shoes with rubber soles (b) Pairs	67,346	61,824	5,86,539	523,312	388,668	—	—	7,82,157	5,24,825	3,66,216
Of leather	—	—	84,312	69,434	61,567	3,73,838	3,30,310	3,35,427	2,76,333	1,30,013
Of other materials	243,804	4,37,195	20,276	22,138	23,941	3,51,343	5,77,881	51,748	42,232	33,375
Total of Boots and shoes	310,950	549,019	641,127	619,834	479,176	7,25,081	9,08,691	11,69,332	9,43,440	5,29,504
Brushes and Brooms—										
Brushes—										
Paints and varnish brushes Dozs.	10,476	12,058	17,944	17,476	13,544	40,251	43,249	58,106	61,475	43,575
Toilet brushes	10,508	14,454	19,339	15,236	16,495	73,001	76,217	94,769	89,702	81,617
Other brushes	3,020	3,957	6,323	3,997	4,678	10,896	20,529	30,000	14,792	15,348
Brooms	152	148	223	313	207	2,732	2,003	3,523	4,192	2,595
Total of brushes and Brooms	24,165	31,217	44,334	37,031	39,924	1,26,830	1,42,003	1,96,403	1,70,161	1,42,135

(A) Separately recorded from 1928-29.

TRADE AT CHIEF PORT
KARACHI

(120)

No. 12—continued
IMPORTS—continued

PRINCIPAL AND OTHER ARTICLES	QUANTITY					VALUE				
	1926-27	1927-28	1928-29	1929-30	1930-31	1926-27	1927-28	1928-29	1929-30	1930-31
SIND—continued						R	R	R	R	R
KARACHI—continued										
Building and Engineering Materials—										
Asphalt . . . Tons	4,744	2,928	3,076	1,950	2,181	4,13,419	2,51,269	1,77,000	1,70,013	1,80,376
Cement—										
Portland . . . "	4,366	5,360	3,331	4,077	1,145	2,35,330	2,48,220	1,55,187	1,87,012	52,362
Other kinds . . . "	185	73	394	884	416	26,220	10,645	47,311	1,34,015	54,482
Tiles . . . No.	895,120	968,608	715,593	714,798	498,251	1,64,804	1,68,325	94,001	98,685	£2,675
Other sorts . . . Value	—	—	—	—	—	68,374	65,536	37,845	1,02,442	68,195
Total of Building and Engineering Materials ..	—	—	—	—	—	9,07,737	7,44,004	5,11,244	6,93,067	4,38,090
Buttons of all sorts . . . "	—	—	—	—	—	6,41,895	4,26,507	4,77,692	3,43,723	2,08,758
Chemicals and chemical preparations (excluding chemical manures and medicines)—										
Acids—										
Sulphuric . . . Cwts.	271	2,147	308	519	463	10,226	45,957	12,149	10,363	10,085
Tartaric . . . "	1,047	719	991	1,099	1,570	72,764	65,000	1,02,848	1,11,441	1,46,086
Other sorts . . . "	844	1,325	1,006	1,221	1,720	29,779	45,609	38,331	48,791	57,720
Total of Acids . . . "	2,162	4,191	3,305	2,839	3,753	1,12,769	1,57,566	1,53,328	1,70,595	2,13,891
Alum "	21,864	27,216	14,689	13,828	7,912	1,47,809	1,67,614	90,742	85,868	46,790
Ammonia and salts thereof—										
Anhydrous . . . "	331	338	708	470	539	43,961	47,468	99,634	66,339	70,027
Others "	3,119	4,237	3,927	3,761	3,827	82,053	1,00,856	85,480	82,498	78,266
Disinfectants—										
Naphthalene . . . "	1,130	1,634	1,411	2,908	2,749	16,233	24,087	21,621	40,041	34,714
Others "	3,083	3,930	2,724	3,781	3,398	75,394	1,05,900	76,484	88,017	66,874
Magnesium compounds—										
Sulphate "	3,629	5,101	4,789	9,306	6,999	17,448	20,897	17,756	36,760	25,994
Others "	11	11	3	30	51	611	170	122	484	765
Potassium compounds—										
Chlorate "	754	1,061	1,330	686	740	16,212	20,637	24,382	11,788	13,662
Others "	442	584	439	486	936	23,062	42,406	36,932	27,461	55,067
Soda compounds—										
Bicarbonate of Soda (Sodium Bicarbonate) ..	12,738	18,385	15,295	17,606	10,293	98,384	1,41,038	1,11,043	1,27,475	70,268
Caustic Soda (Sodium Hydroxide) . . . "	40,011	41,972	32,829	46,374	45,919	4,23,529	4,46,362	3,50,448	4,94,985	5,06,602
Sodium Silicate . . . "	5,038	2,617	3,751	3,400	2,097	38,730	20,423	29,314	27,042	16,625
Sodium Carbonate (Soda Ash and Soda Crystals) ..	171,093	201,032	213,515	231,440	181,218	10,41,460	12,02,296	13,01,956	14,12,306	11,00,281
Other sorts "	1,093	616	1,533	2,038	1,645	16,825	13,686	28,630	30,329	33,090
Total of Soda Compounds ..	229,973	254,622	266,723	300,858	241,172	16,18,928	18,23,895	18,21,391	20,92,487	17,26,875
Sulphur (Brimstone) . . . "	5,439	5,536	8,932	10,771	6,842	29,679	33,451	51,723	60,860	30,531
Other sorts of Chemicals . Value	—	—	—	—	—	2,95,814	3,63,400	3,99,440	4,60,924	4,79,599
Total of Chemical ..	—	—	—	—	—	24,79,948	29,08,307	28,79,035	32,25,417	28,52,954
Clocks and Watches and parts thereof—										
Clocks and time-pieces . No.	25,829	31,766	35,145	36,189	37,277	98,168	1,57,581	1,66,601	1,40,248	1,42,542
Others Value	—	—	—	—	—	9,919	14,308	17,124	14,205	10,601
Total of Clocks and Watches ..	—	—	—	—	—	1,08,087	1,71,889	1,83,725	1,54,453	1,53,143

No. 12—continued
IMPORTS—continued

PRINCIPAL AND OTHER ARTICLES	QUANTITY					VALUE				
	1926-27	1927-28	1928-29	1929-30	1930-31	1926-27	1927-28	1928-29	1929-30	1930-31
						Rs	Rs	Rs	Rs	Rs
SIND—continued										
KARACHI—continued										
Coal and Coke—										
Coal Tons	14,803	30,823	25,256	30,173	31,660	3,00,159	7,26,848	5,54,777	6,19,696	6,13,714
Coke "	342	52	100	198	116	13,075	2,113	4,126	7,340	4,122
Total of Coal and Coke "	14,645	30,875	25,356	30,371	31,776	3,22,234	7,28,966	5,58,903	6,27,042	6,17,836
Cutlery—										
Pruning knives Value	—	—	—	—	—	1,476	32
Other kinds "	—	—	—	—	—	5,87,048	5,30,764	5,27,984	4,39,485	3,66,141
Total of Cutlery "	—	—	—	—	—	5,88,524	5,30,796	5,27,984	4,39,485	3,66,141
Drugs and Medicines (excluding chemicals and narcotics)—										
Proprietary and Patent Medicines "	—	—	—	—	—	3,71,324	3,95,793	4,02,973	5,22,072	5,33,040
Quinine salts—										
Quinine Sulphate or bi- sulphate Lbs.	2,316	4,040	3,035	4,868	5,549	69,998	96,827	64,203	1,03,847	1,10,336
Quinine Hydrochloride or Dihydrochloride "	410	707	490	724	607	13,443	25,346	15,923	23,756	20,897
Other sorts "	279	611	537	1,743	2,333	8,448	16,113	14,927	31,347	39,256
Total of Quinine salts "	3,005	5,358	4,062	7,334	8,389	91,889	1,38,286	95,053	1,63,952	1,70,489
Saccharin "	5,117	7,364	14,612	11,201	8,007	15,316	22,251	47,764	43,498	34,748
Other sorts of Drugs and Medicines Value	—	—	—	—	—	5,87,216	6,58,264	6,08,364	7,09,722	6,61,725
Total of Drugs and Medicines "	—	—	—	—	—	10,65,739	12,09,594	11,54,657	14,39,244	14,59,002
Dyeing and Tanning substances—										
Cochineal Cwts.	318	250	71,299	53,126
Dyes obtained from coal tar— Alizarine Dyes Lbs.	210,481	387,667	562,638	478,054	265,158	1,33,375	2,25,443	2,67,578	2,10,395	1,22,908
Aniline Dyes "	320,539	310,099	597,276	557,868	736,225	4,37,880	4,42,559	7,59,582	5,84,346	7,45,755
Indigo Synthetic "	—	—	—	—	1,810	2,78,200
Other sorts (including ladye) Value	—	—	—	—	—	4,957	28,317	19,945	5,227	3,914
Total of Dyeing and Tanning substances "	—	—	—	—	—	6,26,212	6,96,319	10,47,105	8,71,267	12,02,903
Earthenware and Porcelain—										
Earthenware—										
Pipes of earthenware Cwts.	2,369	2,644	6,657	2,233	521	14,101	16,902	39,629	11,355	3,139
Sanitary ware Value	—	—	—	—	—	44,730	56,835	70,670	70,896	70,676
Other kinds "	—	—	—	—	—	77,190	54,052	67,365	28,502	57,188
Porcelain—										
Electrical "	—	—	—	—	—	11,700	38,766	40,189	13,918	17,015
Other kinds "	—	—	—	—	—	3,12,265	3,93,251	5,19,894	3,27,465	2,53,090
Total of Earthenware and Porcelain "	—	—	—	—	—	4,59,995	5,59,896	7,37,747	4,52,136	4,01,108
Electroplated ware "	—	—	—	—	—	1,14,729	63,822	1,25,805	55,322	53,179
Fruits and Vegetables—										
Fresh fruits and vegetables— Fresh fruits "	—	—	—	—	—	1,649	2,317	2,944	5,002	3,411
Fresh vegetables of all kinds "	—	—	—	—	—	2,65,182	3,18,599	2,43,380	3,38,367	3,93,994
Total of Fresh Fruits and Vegetables "	—	—	—	—	—	2,66,831	3,20,916	2,46,324	3,93,369	4,02,405

TRADE AT CHIEF PORT
KARACHI

(122)

No. 12—continued
IMPORTS—continued

PRINCIPAL AND OTHER ARTICLES	QUANTITY					VALUE				
	1926-27	1927-28	1928-29	1929-30	1930-31	1926-27	1927-28	1928-29	1929-30	1930-31
						R	R	R	R	R
SIND—continued										
KARACHI—continued										
Fruits and Vegetables—continued										
Fruits and Vegetables : dried, salted, or preserved, not being canned or bottled—										
Almonds Tons	144	98	94	122	74	98,705	69,675	52,881	1,04,955	51,662
Dates "	15,001	19,417	17,823	18,748	18,130	80,15,616	27,38,507	22,22,746	22,13,948	15,44,580
Other sorts "	94	108	138	78	179	76,475	61,611	93,783	46,618	82,607
Total of Fruits and Vegetables : dried, salted, or preserved, etc. "	15,239	19,623	18,055	18,948	18,383	81,90,796	28,69,793	23,69,410	23,67,521	16,78,849
Total of Fruits and Vegetables Value	—	—	—	—	—	84,57,627	31,90,708	26,16,234	27,60,890	20,51,254
Furniture and Cabinetware—										
Bedsteads "	—	—	—	—	—	53,331	56,095	49,176	45,677	39,323
Furniture of wood (other than bedstead) "	—	—	—	—	—	96,293	1,49,784	1,15,065	41,240	62,824
Furniture of other materials (other than bedstead) "	—	—	—	—	—	44,261	37,994	81,158	59,102	58,701
Mouldings "	—	—	—	—	—	64,832	37,466	43,371	73,672	35,657
Total of Furniture and Cabinetware "	—	—	—	—	—	2,58,717	2,81,339	2,93,770	2,19,691	1,97,095
Glass and Glassware—										
Hangings "	—	—	—	—	—	70,553	29,892	25,983	32,267	26,217
Beads and false pearls Cwts.	2,108	1,160	1,552	1,344	1,404	3,23,323	2,38,672	2,99,326	2,39,793	2,30,741
Bottles and phials—soda water bottles Gross	11,940	8,389	9,809	10,527	10,016	3,34,571	2,39,134	2,57,332	2,81,577	2,64,515
Others "	21,739	18,404	21,499	17,099	27,718	1,54,235	1,71,395	1,76,182	1,46,992	2,17,928
Total of Bottles and Phials "	33,679	26,853	31,308	27,626	37,734	4,88,806	4,10,529	4,33,514	4,28,569	4,82,443
Funnels, globes, and glass parts of lamps Value	—	—	—	—	—	1,71,153	2,36,364	1,41,182	1,64,765	1,16,027
Scientific glassware "	—	—	—	—	—	55,640	55,749	49,147	40,524	44,666
Sheet and plate { Scr. Ft. 3,141,646 Owts. 29,947	1,932,905	2,684,843	1,280,707	2,158,924	2,24,451	3,33,023	2,31,691	3,25,174	2,42,037	2,74,939
Tableware (including decanters, tumblers, etc.) Value	—	—	—	—	—	2,17,359	1,83,815	2,20,848	2,39,839	1,70,545
Other glassware "	—	—	—	—	—	57,053	85,562	79,004	40,269	56,613
Total of Glass and Glassware "	—	—	—	—	—	17,16,909	15,22,274	15,74,178	14,17,168	14,02,190
Grain, Pulse, and Flour—										
Barley Tons	146	..	2	43	146	14,188	..	322	4,350	11,993
Wheat "	1	..	105,507	31,181	7,932	160	..	1,52,00,930	43,80,823	5,16,307
Pulse "	686	216	632	2,777	1,994	1,20,010	43,474	1,10,149	4,77,168	2,99,516
Other sorts "	137	333	419	583	145	18,396	46,545	60,825	79,668	18,155
Total of Grain, Pulse, and Flour "	970	549	106,560	34,584	10,217	1,52,754	90,019	1,53,72,226	49,42,004	8,45,971
Hardware, excluding cutlery and electroplated ware—										
Agricultural implements Value	—	—	—	—	—	34,296	55,848	23,371	47,531	11,694
Buckets of tinned or galvanized iron "	—	—	—	—	—	344	516	448	688	622
Builders' hardware, such as locks, hinges, door bolts, etc. "	—	—	—	—	—	6,31,972	5,65,928	7,48,273	5,60,357	5,26,455
Domestic hardware, other than enamelled ironware "	—	—	—	—	—	1,20,568	1,34,316	1,96,795	1,39,965	1,71,416
Enamelled ironware "	—	—	—	—	—	1,61,341	1,67,550	2,44,097	1,23,356	1,12,055
Implements and tools other than agricultural implements and machine tools "	—	—	—	—	—	9,10,146	8,20,359	10,23,362	8,56,743	8,29,771
Lamps, metal No.	695,204	450,361	322,718	595,975	450,769	8,70,113	5,56,400	9,58,413	7,03,261	5,20,967
Stoves "	16,531	13,207	17,954	32,401	16,929	87,717	83,477	95,647	1,41,285	70,977
Other sorts Value	—	—	—	—	—	12,31,608	14,71,339	19,46,026	15,60,605	13,69,720
Total of Hardware, etc. "	—	—	—	—	—	40,68,105	38,55,733	52,32,332	41,33,791	36,13,677
Hides and Skins, raw—										
Hides, raw { Tons 1 No. —338	..	—109	—1,476	—2,517	—1,668	1,946	631	7,015	13,074	5,306
Skins, raw { Tons 10 No. —22,126	24	—30,157	—48,212	—140,308	—123,933	24,334	58,297	59,520	1,63,431	1,23,223
Total of Hides and Skins, raw { Tons 11 No. —22,464	24	—30,356	—49,688	—143,325	—130,601	26,280	58,928	66,535	1,76,555	1,29,034

No. 12—continued
IMPORTS—continued,

PRINCIPAL AND OTHER ARTICLES	QUANTITY					VALUE				
	1926-27	1927-28	1928-29	1929-30	1930-31	1926-27	1927-28	1928-29	1929-30	1930-31
						R	R	R	R	R
SIND—continued										
KARACHI—continued										
Instruments, Apparatus, and Appliances, and parts thereof—										
Electrical, including telegraph and telephone apparatus, not being Machinery—										
Electric fans and parts thereof Value	—	—	—	—	—	3,59,568	3,36,386	3,04,052	3,20,382	4,41,370
Electric wires and cables—										
Rubber insulated	—	—	—	—	—	77,457	1,67,401	2,11,486	2,00,323	2,33,190
Insulations, other than rubber	—	—	—	—	—	1,55,105	56,147	1,01,480	6,616	4,92,650
Telegraph and telephone wires and cables	—	—	—	—	—	8,000	2,582	3,483	1,610	31,228
Bare copper wire (Electrolytic) other than telegraph and telephone wires Cwt. (c)	—	—	—	—	6,213	5,127	10,040	1,835	10,690	3,45,044
Electric lamps and parts thereof—										
Electric Glow lamps . No.	205,251	527,257	525,407	—	—	1,46,820	2,42,821	2,47,503	—	—
Flashlights (b)	—	—	—	197,270	10,569	—	—	—	1,79,093	22,032
Electric lamps, other sorts	3,941	2,871	2,225	2,374	765	45,685	32,031	20,297	11,548	9,796
Parts and accessories of electric lamps . Value	—	—	—	—	—	2,245	5,780	23,378	3,09,168	5,77,091
Batteries	—	—	—	—	—	8,507	8,612	13,068	545	—
Electric lighting accessories and fittings (including switches)	—	—	—	—	—	1,93,947	1,74,187	2,24,917	1,53,092	1,57,595
Electric instruments (other than telegraphic and telephonic)—										
Meters	—	—	—	—	—	61,078	68,075	86,181	77,108	97,848
Electrical goods and apparatus not enumerated	—	—	—	—	—	3,33,084	3,76,134	5,14,405	3,32,452	4,06,930
Other sorts	—	—	—	—	—	26,211	25,935	78,995	80,822	72,403
Total of Electrical Instruments, etc.	—	—	—	—	—	14,22,738	15,15,081	18,45,075	16,38,453	28,87,698
Musical—										
Pianos and piano players, complete . No.	36	38	37	33	19	32,918	20,087	20,001	24,266	10,460
Talking machines and accessories—										
Talking machines	1,609	2,092	3,068	2,150	975	55,428	63,765	90,730	62,903	36,086
Records	1,829	2,830	3,047	2,907	3,111	2,291	3,032	5,135	4,323	10,935
Accessories . Value	—	—	—	—	—	25,335	9,622	27,953	34,511	29,449
Other sorts, including parts of Musical Instruments	—	—	—	—	—	1,75,441	1,20,253	1,59,784	1,35,935	92,423
Total of Musical Instruments	—	—	—	—	—	2,01,413	2,26,064	3,12,603	2,61,938	1,79,358
Optical										
Photographic—										
Cinematograph films . Length in Feet	154,553	—	—	—	—	21,010	—	—	—	—
Raw films, i.e., blank films on which no picture has been impressed (a)	—	1,391	—	—	86,105	—	164	—	—	6,799
Exposed films (a)	—	284,977	574,680	1,025,692	514,292	—	41,940	98,121	1,50,519	61,747
Photographic other than cinematograph films . Value	—	—	—	—	—	50,063	40,883	91,568	71,024	1,68,720
Scientific and philosophical	—	—	—	—	—	1,27,552	94,828	89,434	53,310	56,030
Surgical	—	—	—	—	—	2,49,763	2,44,100	2,61,098	2,75,680	2,85,672
Wireless apparatus	—	—	—	—	—	8,463	13,904	2,10,090	21,152	55,269
Other kinds	—	—	—	—	—	3,80,384	3,14,417	5,83,740	5,69,455	5,21,076
Total of Instruments, Apparatus, etc.	—	—	—	—	—	27,26,461	26,33,700	36,95,668	32,10,395	42,90,956
Jewellery (excluding imitation jewellery and precious stones and pearls, unset), also Plate of Gold and Silver—										
Jewellery	—	—	—	—	—	24,919	45,014	76,132	35,164	15,059
Plate of gold and silver	—	—	—	—	—	39,105	49,459	44,555	23,122	31,452
Total of Jewellery, etc.	—	—	—	—	—	64,024	94,473	1,20,687	57,286	46,511

(a) Separately shown from 1927-28.
(b) — recorded " 1929-30.
(c) Discontinued from 1929-30.
(d) Quantity recorded from 1930-31.

TRADE AT CHIEF PORT
KARACHI

(124)

No. 12—continued
IMPORTS—continued

PRINCIPAL AND OTHER ARTICLES	QUANTITY					VALUE					
	1926-27	1927-28	1928-29	1929-30	1930-31	1926-27	1927-28	1928-29	1929-30	1930-31	
SIND—continued											
KARACHI—continued											
Leather—											
Hides, tanned or dressed	Tons	7	2	..	1	4,249	68,700	21,469	3,139	3,451	
	No.	—199	—1,626	—546	—749						—560
Skins, tanned or dressed	Tons		1	2	2	13,085	7,040	12,094	38,188	26,451	
	No.	—3,768	—3,618	—6,525	—10,058						—14,850
Unwrought	Cwts.	25	83	92	76	182	16,571	40,771	49,227	32,417	65,076
Leather cloth (including artificial leather)	Sq. yards	23,163	25,083	18,134	23,608	172,125	25,083	28,003	27,085	31,634	77,609
Manufactures (excluding boots and shoes and belting for machinery)—											
Bags and trunks	Cwts.	54	46	34	66	38	19,131	19,244	16,881	10,881	8,412
Saddlery and harness	"	14	17	20	8	11	12,482	18,741	15,425	7,810	5,558
Other sorts	Value	—	—	—	—	—	30,530	28,106	52,083	25,041	14,104
Total value of leather manufactures	"	—	—	—	—	—	62,143	66,181	84,339	53,632	28,134
Total of Leather	"	—	—	—	—	—	1,21,131	2,10,764	1,05,114	1,59,010	2,00,131
Liquors, including denatured and perfumed spirits—											
Ale, beer and porter—											
Ale and Beer—											
In bottle	Gals.	297,207	337,133	365,055	357,346	314,051	9,79,407	11,51,895	11,72,305	11,52,929	9,04,782
In bulk	"	884,926	439,024	461,894	511,121	527,905	6,80,103	7,90,020	8,36,954	8,97,775	9,76,111
Total of Ale and Beer	"	662,133	776,157	826,949	868,467	841,956	16,59,510	19,41,915	20,09,259	20,50,704	19,70,893
Stout and Porter—											
In bottle	"	22,000	17,935	12,601	16,751	18,407	95,186	79,600	53,929	72,304	74,420
In bulk	"	9,869	5,876	2,340	7,904	4,732	17,090	10,846	4,500	14,540	9,850
Total of Stout and Porter	"	31,869	23,811	14,941	24,655	23,139	1,12,276	90,446	58,429	86,844	84,270
Total of Ale, beer and porter,	"	694,013	799,968	841,890	893,122	865,095	17,71,786	20,32,161	20,67,688	21,37,548	20,55,163
Cider and other fermented liquors											
	"	1,838	2,566	2,343	2,821	2,351	10,862	16,149	13,637	16,085	14,257
Spirit—											
Brandy	Liquid	75,698	58,380	64,021	78,108	49,661	9,30,491	7,50,675	8,54,058	9,06,660	6,06,616
	Proof	59,137	45,052	49,386	55,475	37,635					
Gin	Liquid	10,028	20,736	18,555	21,393	25,484	2,08,391	2,32,682	1,98,215	2,10,076	2,72,987
	Proof	13,944	15,113	13,733	15,632	18,686					
Liqueurs	Liquid	4,957	3,125	3,574	3,186	2,016	76,915	51,259	57,766	50,181	35,186
Rum	Liquid	1,273	1,040	1,176	1,074	1,367	12,006	8,333	11,681	11,744	13,623
	Proof	1,083	798	897	846	1,119					
Whisky	Liquid	130,178	111,245	117,477	119,563	114,695	21,64,019	21,14,331	22,20,788	22,41,803	21,58,744
	Proof	91,093	84,880	89,069	91,057	86,671					
Spirit, present in drugs, medicines, or chemicals	Liquid	6,264	5,811	5,377	6,816	6,144	1,29,441	1,52,094	1,50,750	1,88,193	1,70,794
Spirit, perfumed	"	907	887	763	839	671	67,637	69,452	70,612	78,649	55,181
Spirit, denatured—											
Imported direct	"	4	18	111	41	79	1,231
Denatured at Custom House immediately on arrival before clearance	Liquid	21,738	27,798	29,320	45,091	65,714	30,201	33,997	38,272	49,719	69,327
Other sorts of spirit	"	3,720	4,510	5,291	5,296	4,381	1,50,174	1,84,153	2,05,337	2,13,474	1,68,827
Total of Spirit	"	232,767	233,550	246,044	276,356	270,274	37,78,366	35,07,655	38,16,474	40,19,499	36,41,666

No. 12—continued
IMPORTS—continued

PRINCIPAL AND OTHER ARTICLES	QUANTITY					VALUE				
	1926-27	1927-28	1928-29	1929-30	1930-31	1926-27	1927-28	1928-29	1929-30	1930-31
SIND—continued						R	R	R	R	R
KARACHI—continued										
Liquors, including denatured and perfumed spirits—continued										
Wines—										
Champagne and other sparkling wines . Gals.	4,395	4,167	4,668	4,821	3,948	1,57,019	1,56,510	1,64,684	1,54,500	1,40,015
Port	8,525	7,066	6,250	6,447	5,755	1,31,601	1,23,062	90,079	93,139	85,437
Still red wines, other than port	4,393	3,849	3,392	2,957	2,227	41,908	41,853	41,228	36,798	27,744
Sherry, madeira, and marsala	5,758	4,775	4,817	5,039	5,891	97,809	91,504	80,937	91,456	1,17,028
Still white wines other than sherry, madeira and marsala	2,515	3,312	3,400	3,172	2,954	30,066	44,961	40,444	41,582	38,194
Other sorts of wines including vermouth and ginger wine	25,418	29,141	28,748	31,995	228,244	1,98,352	2,20,364	2,25,037	2,37,607	2,06,123
Total of Wines	51,004	52,910	51,270	58,981	49,019	6,51,845	6,78,274	6,42,409	6,55,082	6,15,141
Total of Liquors	999,617	1,088,994	1,141,447	1,226,230	1,186,789	62,12,859	63,24,239	65,40,208	68,28,214	68,26,427
Machinery and Millwork—										
Prime-movers (other than Electrical)—										
Locomotives (excluding those for railways)—										
Oil engines No.	7	10	23	36	6	23,407	37,864	1,25,660	84,367	14,924
Parts of oil engines Value	—	—	—	—	—	2,006	5,512	38,214	26,101	7,324
Steam engines No.	83	8	10	9	..	3,38,085	1,14,017	65,856	80,378	..
Parts of steam engine Value	—	—	—	—	—	51,085	39,850	1,27,480	2,91,109	52,019
Others	—	—	—	—	—	..	16,065
† Railway Locomotive Engines and tenders and parts	—	—	—	—	—	—	—	2,59,745	1,78,582	4,30,969
Other than Locomotives—										
Gas engines No.	12	12	29	4	19	20,311	7,866	93,247	9,156	42,626
Parts of gas engines Value	—	—	—	—	—	1,764	1,954	1,773	144	252
Oil engines T.o.	580	299	441	420	249	14,97,718	10,87,497	11,62,582	9,66,508	7,61,027
Parts of oil engines Value	—	—	—	—	—	1,48,045	2,68,359	1,56,352	1,37,406	1,23,725
Steam engines No.	37	12	7	9	10	2,35,341	1,16,915	82,569	1,00,723	1,16,148
Parts of steam engines Value	—	—	—	—	—	22,906	23,949	1,10,724	33,859	7,022
Others	—	—	—	—	—	29,639	..	3,025
Total of Prime-movers	—	—	—	—	—	23,70,257	17,20,448	21,92,227	19,08,388	15,61,036
Electrical machinery of all kinds, not including Instruments, apparatus, appliances and parts thereof—										
Control and Switchgear	—	—	—	—	—	2,62,867	3,48,485	3,07,068	5,01,277	7,04,827
Generators, alternators, and dynamos	—	—	—	—	—	4,02,912	2,80,193	5,11,638	6,35,114	4,18,115
Motors	—	—	—	—	—	1,20,737	1,32,905	1,25,414	1,23,740	1,23,488
Transformers	—	—	—	—	—	1,28,007	1,03,175	1,00,889	2,89,267	1,28,381
Turbo generating sets	—	—	—	—	—	..	12,990	5,488
Other kinds	—	—	—	—	—	18,00,017	13,91,118	14,19,229	17,92,576	25,35,749
Total of Electrical Machinery	—	—	—	—	—	22,14,540	23,24,902	24,78,726	33,41,974	40,00,255
Machinery, not being Prime-movers, or Electrical Machinery—										
Aerated water making machinery	—	—	—	—	—	48,768	28,338	24,681	15,469	5,083
Agricultural Machinery—										
Agricultural tractors and parts	—	—	—	—	—	55,020	17,251	41,280	47,079	35,722
Ploughs and parts	—	—	—	—	—	59,324	58,555	53,020	47,031	12,537
Other sorts	—	—	—	—	—	3,67,745	2,86,185	2,59,709	2,44,680	1,25,141
Boilers	—	—	—	—	—	3,66,677	1,74,962	3,15,173	2,70,652	5,79,814
Metal-working machinery (including Machine tools)										
Metal-working machinery	—	—	—	—	—	2,96,421	3,74,905	3,59,744	6,33,809	1,74,900
Mining Machinery	—	—	—	—	—	6,18,932	9,10,413	22,23,805	14,41,331	7,00,768
Oil-crushing and refining machinery	—	—	—	—	—	1,72,103	1,39,881	1,01,407	2,00,934	39,468
Paper mill machinery	—	—	—	—	—	4,68,727	60,640	..
Refrigerating machinery	—	—	—	—	—	2,26,488	1,68,347	3,08,735	2,02,691	2,05,812
Rice and flour mill machinery	—	—	—	—	—	3,17,816	2,30,418	1,51,331	3,98,873	5,14,943
Saw-mill and wood-working machinery	—	—	—	—	—	48,326	40,415	57,634	63,633	27,018
Sewing and knitting machines and parts thereof—										
Sewing and knitting machines	34,279	33,585	31,593	20,672	15,787	30,98,549	30,40,296	27,66,089	19,02,290	14,73,601
Parts of sewing and knitting machines and accessories	—	—	—	—	—	1,89,088	3,15,916	2,68,068	1,60,416	1,55,695
Total value of sewing and knitting machines and parts thereof	—	—	—	—	—	32,87,637	33,56,212	30,29,152	20,62,706	16,29,296

† Recorded under "Railway plant and Rolling stock" prior to 1925-26.

TRADE AT CHIEF PORT
KARACHI

(126)

No. 12—continued
IMPORTS—continued

PRINCIPAL AND OTHER ARTICLES	QUANTITY					VALUE				
	1926-27	1927-28	1928-29	1929-30	1930-31	1926-27	1927-28	1928-29	1929-30	1930-31
						R	R	R	R	R
SIND—continued										
KARACHI—continued										
Machinery and Millwork— continued										
Machinery, not being Prime- movers, etc.—continued										
Sugar Machinery . Value	—	—	—	—	—	3,17,250	19,405
Textile machinery—										
Cotton—										
Weaving Machinery . .	—	—	—	—	—	60,261	25,102	6,441	4,12,409	28,491
Other sorts	—	—	—	—	—	4,23,816	1,80,022	1,79,813	1,34,652	2,39,004
Wool	—	—	—	—	—	1,23,638	52,401	1,01,951	4,48,951	54,445
Other sorts	—	—	—	—	—	1,20,265	34,085	36,584	19,594	13,876
Total of Textile machinery	—	—	—	—	—	7,33,040	2,92,510	3,24,789	10,15,606	3,35,006
Typewriters—										
Typewriters No.	1,601	1,831	2,066	1,630	1,099	2,48,278	2,73,242	2,93,102	2,46,642	1,70,139
Parts and accesso- ries Value	—	—	—	—	—	5,609	13,250	13,319	17,439	9,910
Total of Typewriters . .	—	—	—	—	—	2,53,887	2,86,492	3,06,421	2,64,081	1,80,049
Other sorts of Machinery excluding printing machinery	—	—	—	—	—	23,06,653	14,41,214	19,72,859	23,28,727	14,75,331
Total of Machinery, not being Prime- movers, etc.	—	—	—	—	—	91,58,727	78,10,098	99,93,367	96,16,348	60,61,266
Total of Machinery and Millwork	—	—	—	—	—	1,37,43,524	1,18,55,508	1,46,69,320	1,48,61,655	1,16,22,557
Manures—										
Artificial and mineral manures—										
Sulphate of Ammonia Tons	120	5	167	696	395	23,300	844	27,471	99,721	55,144
Others	99	90	169	208	717	18,562	16,557	27,198	26,425	95,297
Fish manures	310	1,155	1,250	1,216	..	15,644	98,075	1,33,821	1,40,502
Other kinds	39	55	97	135	366	2,777	4,379	8,995	10,751	24,153
Total of manures	258	400	1,588	2,289	2,694	45,139	37,424	1,61,739	2,70,718	3,15,096
Matches—										
Safety } Gross of Boxes	585,323	223,595	178,851	152,304	51,765	5,80,712	2,39,020	1,91,167	1,69,896	57,622
Other sorts	447,215	395,200	124,800	167,499	57,500	5,52,097	4,81,647	1,61,049	2,17,779	75,855
Total of Matches	1,032,538	618,795	303,651	319,803	1,09,265	11,32,809	7,20,667	3,52,216	3,87,675	1,33,477
Metals and Ores—										
Aluminium—										
Wrought—										
circles Cwts.	223	281	1,232	7,045	5,168	19,304	22,026	98,678	5,43,961	3,81,255
Sheets	15	27	80	34	39	1,599	2,448	10,751	3,508	3,568
Other manufactures . . .	45	130	180	233	150	7,812	22,748	24,257	29,602	16,036
Total of Aluminium, wrought . .	283	438	1,492	7,312	5,357	29,215	47,222	1,33,686	5,77,071	4,01,459
Total of Aluminium	283	438	1,492	7,312	5,357	29,215	47,222	1,33,686	5,77,071	4,01,459
Brass, bronze, and similar alloys and manufactures thereof—										
Unwrought	100	1,733
Wrought—										
Yellow metal for sheathing	6,083	5,366	8,480	8,485	9,383	3,15,655	2,51,413	4,17,933	4,25,481	3,70,016
Other sorts	1,053	896	3,438	1,132	1,786	68,976	77,067	1,60,166	89,485	1,26,490
Total of Brass, Bronze, etc. . .	7,136	6,262	10,918	9,617	11,269	3,84,631	3,28,500	5,81,099	5,14,966	4,99,145
Copper—										
Wrought, for re-manufacture . .	139	2	635	289	387	4,420	95	13,850	7,006	10,787
Unwrought—										
Files, ingots, cakes, bricks and slabs	124	391	10	20	10	5,535	9,093	404	1,135
Wrought—										
Rods	16	79	1,558	1	2,008	1,175	4,901	81,695	75	1,10,570
Sheets	13,798	11,619	17,235	8,664	13,320	7,23,434	5,90,691	9,08,855	5,85,054	6,03,138
Wire, excluding wire of telegraph and telephone	99	67	44	17	46	6,928	4,531	2,844	1,714	2,774
Other manufactures	752	305	598	350	1,222	48,102	38,549	69,412	32,511	84,069
Total of Copper, wrought	14,665	12,070	10,435	9,032	17,098	7,79,639	6,28,672	10,60,806	5,60,354	8,60,551
Total of Copper	14,798	12,196	20,361	3,331	17,503	7,84,069	6,34,302	10,88,749	5,76,324	8,72,473
Fig Tons	16

No. 12—continued
IMPORTS—continued

PRINCIPAL AND OTHER ARTICLES.	QUANTITY					VALUE				
	1926-27	1927-28	1928-29	1929-30	1930-31	1926-27	1927-28	1928-29	1929-30	1930-31
ND—continued KARACHI—continued						R	R	R	R	R
Metals and Ores—continued										
Iron—continued										
Manufactures—										
Angle and Tee, Bolt and rod—										
Protected . . . Tons	..	9	402	..	1,577	192	..	85,657
Not protected . . . "	..	5	1	917	190
Bars and Channels—										
Protected . . . "	..	1	52	219	353	9,748	5	..
Not protected . . . "	41	54	33	29	4	9,968	18,391	9,153	6,586	1,022
Total of Iron manufactures—										
Protected . . . "	..	10	52	..	402	219	1,080	9,940	5	85,657
Not protected . . . "	41	59	34	29	4	9,968	19,308	9,343	8,586	1,022
Total of Iron manufactures . . . "	41	69	86	29	406	10,187	21,238	19,283	8,591	86,679
Total of iron . . . "	41	69	86	29	406	10,203	21,238	19,283	8,591	86,679
Steel—										
Angle and tee—										
Protected . . . "	6,740	9,806	11,987	10,156	6,156	8,34,355	11,07,523	14,36,020	12,09,213	4,81,872
Not protected . . . "	..	1	406
Spring . . . "	484	496	2	59,814	63,631	8	140	376
Bars other than Cast Steel—										
Protected . . . "	10,699	13,780	13,525	9,710	10,740	13,19,927	15,74,181	16,30,890	12,04,343	10,92,013
Not protected . . . "	7,435	12,227	16,909	15,010	9,809	7,31,832	10,84,270	17,13,824	15,23,371	8,39,769
Cast—										
Tool steel—										
High speed . . . "	3	11	15	11	19	21,473	23,415	35,998	11,939	38,506
Carbon . . . "	26	52	101	69	49	8,449	15,451	41,997	25,693	14,009
Cast steel bars . . . "	5	31	2	4	8	1,481	6,304	1,384	1,353	3,574
Other Cast Steel . . . "	10	16	57	72	7	7,089	3,164	9,937	12,543	1,359
Total of steel, Cast . . . "	44	110	175	156	83	38,492	48,334	89,311	51,533	57,608
Ingots, blooms, billets and slabs . . . "	..	72	110	101	68	..	6,687	16,307	11,235	8,884
Total of steel—										
Protected . . . "	17,439	23,036	25,512	19,866	15,893	21,54,238	26,81,704	30,66,910	24,13,561	15,73,885
Not protected . . . "	7,963	12,906	17,194	15,267	9,962	8,30,132	12,03,328	18,19,450	15,91,279	9,06,521
Total of steel . . . "	25,402	35,992	42,706	35,133	25,855	29,84,420	38,85,032	48,86,360	40,04,840	24,80,406
Iron or steel—										
Anchors and Cables . . . "	25	51	88	85	26	5,478	25,722	33,177	13,571	12,302
Beams, pillars, girders and bridge-work—										
Protected fabricated . . . "	2,885	696	89	50	67	4,77,890	97,557	14,512	8,219	16,216
" others . . . "	14,492	26,882	23,721	16,212	16,399	16,28,847	29,65,681	25,43,385	17,20,305	14,56,200
Total of Beams, pillars, etc. . . "	17,377	27,578	23,810	16,262	16,466	21,06,737	30,63,238	26,62,898	17,28,524	14,72,476
Bolts and nuts—										
Protected (a) . . . "	766	971	1,222	2,30,105	2,99,109	3,51,779
Not protected . . . "	522	429	6	1,65,884	1,20,215	1,534
Total . . . "	522	429	772	971	1,222	1,65,884	1,20,215	2,31,639	2,99,109	3,51,779
Fencing materials (including Fencing wire) . . . "	231	797	546	821	766	1,24,588	2,86,055	2,37,631	2,37,096	2,54,463
Hoops and strips . . . "	4,480	13,492	6,284	5,250	4,142	7,43,986	4,73,554	7,34,022	6,93,756	5,24,481
Nails, rivets, and washers . . . "	1,210	1,415	1,450	1,294	1,397	3,95,456	4,07,388	4,07,794	3,91,321	5,23,148
Old for re-manufacture . . . "	685	195	133	188	309	16,363	10,291	6,900	8,362	11,042
Pipes and fittings, cast . . . "	546	557	448	1,576	309	1,64,848	1,80,725	1,34,569	2,66,765	1,11,191

(a) Classified from 1928-29.

TRADE AT CHIEF PORT
KARACHI

(128)

No. 12—continued
IMPORTS—continued

PRINCIPAL AND OTHER ARTICLES	QUANTITY					VALUE				
	1926-27	1927-28	1928-29	1929-30	1930-31	1926-27	1927-28	1928-29	1929-30	1930-31
						R	R	R	R	R
SIND—continued										
KARACHI—continued										
Metals and Ores—continued										
Iron or Steel—continued										
Rails, chains and fish-plates, including those for railways—										
Protected—										
Balls, 30 lbs. per yard and over and fish-plates therefor . Tons	8,366	7,175	8,957	6,740	102	7,63,086	8,19,198	4,65,597	8,30,438	18,957
Others	301	88	78	51	73	22,552	8,493	7,450	5,507	7,150
Not protected	00	27	184	137	385	7,921	15,665	1,25,215	90,913	1,57,090
Total of Rails, Chains, etc.	8,727	7,290	4,214	6,928	560	7,93,559	8,43,351	5,98,262	9,26,908	1,83,197
Screws†										
Wood Screws	—	478	187	403	392	—	2,44,678	90,681	2,21,639	2,10,426
Metal thread Screws	—	2	7	—	2,652	48	2	7,549
Sheets and plates—										
Galvanised—										
Corrugated—										
Protected	3,425	6,170	6,709	6,343	5,055	10,82,316	15,40,603	15,46,722	11,54,704	9,40,547
Plain—										
Protected (sheets)	3,123	7,111	5,983	5,541	3,609	9,00,236	18,45,617	14,42,379	12,67,499	7,01,369
Not protected (plates)	52	39	47	22	112	13,945	7,587	10,247	3,812	17,993
Tinned—										
Tin plates—										
Protected	3,052	4,318	5,033	5,288	2,686	12,31,953	14,18,410	15,82,140	16,81,230	9,00,915
Others	15	..	1	5,310	..	385	10	..
Not galvanised or tinned—										
Sheets (up to ½" thick)	2,490	5,832	6,651	2,692	3,501	3,99,124	9,09,010	10,84,207	4,16,981	4,05,063
Plates over ½" thick (a)	1,995	3,006	2,157	1,664	1,249	2,61,392	3,87,496	3,06,531	2,03,940	1,33,633
Other sorts	412	1	40,914	353
Total not galvanised or tinned—										
Protected { Fabricated	284	311	359	121	1	47,652	40,587	70,854	15,468	992
Others	4,447	8,521	8,215	4,230	4,736	6,22,328	13,14,971	12,70,569	6,04,478	5,35,668
Not protected . Tons	166	7	234	5	13	31,450	1,301	49,315	981	2,336
Total of not galvanised or tinned sheets,	4,897	8,839	8,808	4,356	4,760	7,01,430	13,56,859	13,90,738	6,20,927	5,38,996
Total Sheets and Plates	15,164	20,486	26,581	20,550	16,212	39,35,190	61,69,076	59,72,611	47,28,232	30,99,820
Sleepers and keys of iron or steel for Railways—(a)										
Protected	—	—	2,543	6,261	9,089	—	—	2,30,075	5,88,916	9,07,976
Not protected	—	—	125	146	..	—	—	46,883	38,288	..
Total	—	—	2,668	6,407	9,089	—	—	2,76,958	6,27,204	9,07,976
Tubes, pipes and fittings, wrought—										
Protected	1	..	3,236	20	..	1,069	..	11,70,699
Not protected	3,440	6,540	5,939	5,000	7,526	10,12,715	18,83,156	14,77,709	14,14,714	21,86,894
Wire nails—										
Protected	1,952	1,744	3,264	1,311	2,355	4,21,558	3,36,977	5,26,696	2,09,433	3,46,751
Wire rope—										
Black	59	91	138	103	40	78,433	81,139	1,17,436	77,575	36,411
Galvanised	82	70	123	100	62	63,086	44,963	76,974	55,200	43,435
Wire, other than fencing wire—										
Protected	531	748	1,106	1,579	2,675	1,05,773	1,47,343	1,94,986	2,60,866	3,67,491
Other manufactures of iron or steel—										
Protected	3,083	6,822	5,261	4,124	6,877	5,38,016	10,91,523	11,25,536	8,30,023	12,42,966
Not protected	365	1,221	1,920	1,963	5,316	2,09,541	3,34,404	6,08,030	4,73,158	9,52,532
Total of Iron or Steel—										
Protected	46,558	70,526	62,711	54,932	53,159	78,47,631	1,10,26,955	1,06,35,779	90,06,011	82,59,043
Not protected	12,251	15,411	21,873	19,938	26,226	32,51,058	41,19,503	49,94,847	45,13,012	57,63,176
Total	58,807	86,006	84,583	74,870	79,385	1,10,98,689	1,57,46,458	1,56,30,626	1,35,19,023	1,40,27,219
Total of Iron and Steel	84,250	122,067	127,375	110,032	1,05,651	1,40,93,312	1,90,52,728	2,05,86,269	1,75,32,454	1,65,94,304

† Figures from 1927-28 are shown under sub-heads following.
(a) Transferred from Rail way plant and rolling stock which ceases to be a separate head from 1928-29.

No. 12—continued
IMPORTS—continued

PRINCIPAL AND OTHER ARTICLES	QUANTITY					VALUE				
	1926-27	1927-28	1928-29	1929-30	1930-31	1926-27	1927-28	1928-29	1929-30	1930-31
IND—continued						R	R	R	R	R
KARACHI—continued										
Metals and Ores—concluded										
Lead—										
Unwrought—										
Ore Tons	118	180	70	124	129	61,221	85,208	28,987	49,608	47,068
Other sorts . . . Cwts.	210	406	60	24	23	3,129	4,754	1,362	239	605
Wrought "	1,074	1,800	1,842	1,765	946	35,733	35,298	43,673	40,169	22,168
Total of Lead . . . Tons	177	266	171	213	177	1,00,083	1,25,260	74,022	90,016	70,281
Solder Cwts.		817	424	661	919		87,398	39,124	52,949	48,866
Tin—										
Unwrought (blocks, ingots, bars, and slabs) . . . "	1,123	1,017	1,485	1,174	927	2,17,989	2,06,183	2,32,038	1,55,278	93,344
Wrought, including plates or sheets, not being tinned iron . . . "	18	35	3	1	4	1,267	1,416	866	707	768
Total of Tin "	1,141	1,052	1,488	1,175	931	2,19,256	2,06,599	2,32,904	1,55,985	94,112
Zinc or spelter—										
Unwrought "	243	970	580	3,179	1,713	6,081	17,688	9,265	51,917	16,521
Wrought or manufactured . . . "	467	398	635	474	681	17,945	13,752	22,736	14,745	18,937
Other sorts "	118	56	90	41	79	1,078	579	1,000	337	480
Total of Zinc or Spelter . . . "	828	1,424	1,305	3,694	2,473	25,104	32,019	33,001	66,999	37,938
Metals, unenumerated . . . "	732	335	912	551	1,051	59,402	39,723	60,709	31,849	45,372
Ores unenumerated . . . "										286
Total of Metals Tons	85,556	123,270	129,309	111,731	1,07,673	1,56,33,851	2,10,58,543	2,27,50,606	1,95,49,005	1,86,15,692
Total of Ores "	118	180	70	124	129	61,221	85,208	28,987	49,608	47,904
Total of Metals and Ores . . . "	85,669	123,450	129,386	111,855	107,802	1,56,95,072	2,11,43,751	2,27,79,593	1,95,98,613	1,86,63,596
Oils—										
Animal Cwts.	50	216	16	25	670					
Essential—										
Natural—										
Lemon Lbs.	4,742	4,621	4,412	6,727	7,758	18,256	19,128	21,059	39,200	30,086
Other sorts Lbs.	6,152	10,522	15,062	11,323	18,414	12,429	18,180	18,257	26,499	36,321
Total of Essential oils . . . Lbs.	10,894	15,143	19,474	18,055	26,172	30,685	37,308	39,316	65,709	67,307
Gals.	1,208	1,686	2,188	2,006	2,908					
Mineral—										
Fuel Oils Gals.	7,004,573	10,431,549	9,385,138	10,329,101	13,163,574	20,78,799	30,45,779	21,46,242	21,89,968	26,98,778
Kerosene in bulk Gals.	9,727,325	10,633,070	11,344,512	19,057,239	21,494,610	68,10,407	68,14,676	96,02,749	88,09,578	99,58,658
" in tins "	1,153,939	1,280,207	913,400	1,087,511	1,349,818	11,16,881	12,51,001	7,56,030	9,34,432	11,08,613
Total of Kerosene "	10,881,264	11,913,277	12,257,912	20,144,750	22,844,428	79,27,288	80,66,277	1,04,48,779	97,44,060	1,10,67,266
Other kinds "	1,157,955	1,022,603	765,667	1,148,791	1,292,602	19,54,043	19,86,476	10,64,000	22,74,062	22,06,634
Petroleum dangerous flashing below 76° F. "		184,400	166,000	310,912	1,967,254		1,86,250	1,51,037	2,78,294	15,62,029
Total of Mineral Oils "	19,161,033	23,707,532	23,025,789	32,019,196	39,876,622	1,21,89,788	1,36,71,637	1,50,57,231	1,46,24,959	1,77,20,394

PRINCIPAL AND OTHER ARTICLES	QUANTITY					VALUE				
	1926-27	1927-28	1928-29	1929-30	1930-31	1926-27	1927-28	1928-29	1929-30	1930-31
BIND—continued										
KARACHI—continued										
Oils—continued										
Vegetable, non-Essential—										
Linsed	Cwts. 3,307	3,025	2,678	2,085	2,178	1,41,617	1,23,613	96,421	75,271	77,730
Other kinds	Gals. 41,173	37,659	33,307	25,938	27,092					
	1,088	580	37	116	117	57,712	31,532	3,167	5,358	5,161
	13,554	7,061	473	1,460	2,201					
Total of Vegetable non-essential oils	Cwts. 4,395	3,585	2,715	2,201	2,355	1,99,329	1,55,145	99,588	80,629	82,891
	Gals. 54,727	44,720	38,750	27,893	29,293					
Total of Oils	Gals. 19,217,599	23,756,689	33,061,943	32,048,924	39,417,185	1,24,32,837	1,38,68,724	1,51,99,923	1,47,72,528	1,78,98,786
Oil cloth and floor cloth	Sq. Yds. 51,845	35,338	77,846	92,188	38,726	49,457	34,098	80,565	86,107	38,568
Paints, and Painters' materials—										
Paints and Colours—										
Barytes	Cwts.				51,583					1,15,008
Blue Paint or Parisblue	1,340	1,368	354	3,100	3,459	86,502	86,756	24,627	1,59,900	1,55,964
Enamels prepared (a)	1,120	1,128	610	625	—	53,560	97,830	53,462	48,933	—
Graphite	174	123	621	628	579	3,578	4,508	16,882	13,387	9,561
Red Lead—										
Genuine, dry	681	1,368	2,326	194	1,251	22,586	39,410	51,894	4,576	30,270
Reduced	91	77	20	3	40	1,855	1,548	349	63	926
White Lead—										
Genuine, dry	41	70	58	36	43	1,712	2,659	2,282	1,420	1,668
Reduced	27	3	8	7	4	293	79	225	127	1,668
Genuine, moist	123	77	15	36	20	4,419	2,564	531	1,300	98
Reduced	100	326	14	193	276	2,672	7,777	373	3,717	660
Lithopone†	—	—	—	—	2	—	—	—	—	4,405
Zinc White—										
Genuine, dry	144	304	216	177	166	6,146	13,372	9,150	7,477	30
Reduced	4	68	22	35	17	107	1,181	429	682	5,985
Genuine, moist	1,612	1,964	1,430	1,568	1,843	62,671	76,629	55,107	55,884	460
Reduced	6,665	3,812	4,421	4,823	6,019	1,68,541	94,439	1,04,518	1,07,088	59,041
Other sorts†	13,759	10,377	22,133	10,381	—	4,10,746	4,74,971	6,17,789	4,52,712	1,25,331
White dry	—	—	—	—	25	—	—	—	—	503
Coloured dry	—	—	—	—	6,879	—	—	—	—	1,70,780
White moist	—	—	—	—	1,333	—	—	—	—	24,009
Coloured moist	—	—	—	—	6,335	—	—	—	—	1,80,373
Total of Paints and Colours	25,861	27,065	32,253	27,806	79,874	8,35,888	9,03,723	9,37,628	8,57,266	8,85,132
Painters' materials (other than paints and colours)—										
Turpentine—										
Genuine Turpentine	127	194	345	199	181	5,654	7,208	8,751	5,473	5,104
Turpentine substitute	395	594	611	434	384	9,254	13,028	13,965	9,138	7,608
Varnish †	4,034	6,013	5,463	6,362	—	2,22,533	3,17,379	2,77,135	3,12,088	—
Enamels	—	—	—	—	1,857	—	—	—	—	53,269
Lacquers	—	—	—	—	9	—	—	—	—	1,234
Other kinds	—	—	—	—	5,121	—	—	—	—	2,46,549
Other kinds	—	—	—	—	—	69,249	66,923	82,967	93,507	73,732
Total value of Painters' materials	—	—	—	—	—	3,07,290	4,03,538	3,82,818	4,20,171	3,87,496
Total of Paints and Painters' materials	—	—	—	—	—	11,43,178	13,07,261	13,20,446	12,77,437	12,72,628
Paper and Pasteboard—										
Paper—										
Packing paper	Cwts. 5,956	3,433	6,289	11,404	7,223	89,076	55,191	1,12,799	1,95,319	1,22,772
Printing paper—										
Newsprinting	2,572	1,076	1,168	538	..	31,606	15,587	17,137	5,552
Protected *	40,699	21,143	43,182	74,420	41,970	5,39,116	2,39,814	5,47,926	9,46,447	4,93,969
Not protected	11,051	7,958	14,523	13,350	10,423	2,27,227	1,66,066	2,93,028	2,79,927	2,07,973
Other sorts—	69	940	2,397	2,671	291	2,091	14,107	40,253	42,343	7,357
Protected *	172,361	138,836	145,374	146,552	124,103	5,25,507	3,65,217	4,28,983	4,36,769	3,03,943
Not protected	22,627	17,069	19,557	20,143	14,820	1,02,358	1,27,814	1,10,097	97,673	93,022
Notes and letter paper and envelopes—										
Protected *	1,248	1,899	1,949	1,863	1,527	—	262	2,649	7,397	141
Not protected	1	23	180	1	—	—	—	—	—
Envelopes imported separately—										
Protected*	Cwts. 457	621	754	786	704	36,254	50,162	56,591	54,372	47,362
Not protected	908	1,040	1,580	1,125	1,243	42,252	50,968	69,414	47,541	49,040
Old Newspapers in bales and bags	116,163	127,380	134,147	134,939	114,119	6,59,293	6,52,631	6,88,651	6,87,805	4,36,955
Other kinds of paper	5,394	5,243	4,655	3,639	3,233	1,93,258	1,84,020	2,00,854	1,95,955	1,53,410
Paper manufactures	430	526	1,298	878	931	47,626	39,547	79,862	62,949	60,312
Total of Paper Pasteboard, Millboard and Cardboard of all kinds—	205,000	189,981	231,980	266,766	197,018	24,64,158	19,77,305	26,26,209	30,21,657	20,15,808
Straw boards	7,162	13,423	13,445	9,943	12,513	48,118	79,180	85,019	64,110	79,796
Other kinds	1,129	1,688	5,862	4,088	4,319	30,846	41,943	1,04,059	66,358	65,034
Manufactures of pasteboard, millboard and cardboard	176	137	680	263	199	15,579	10,995	25,204	19,603	14,613
Total of Paper and Pasteboard	213,467	205,129	251,417	281,060	214,049	25,52,700	21,09,423	28,40,491	31,71,728	21,75,250

*Classified from October 1925.
†Shown from 1930-31.

(a) Shown under varnishes from 1930-31.
‡Shown under sub-head from 1930-31.

No. 12—continued
IMPORTS—continued

PRINCIPAL AND OTHER ARTICLES	QUANTITY					VALUE				
	1926-27	1927-28	1928-29	1929-30	1930-31	1926-27	1927-28	1928-29	1929-30	1930-31
ND—continued						R	R	R	R	R
KARACHI—continued										
Permaking materials— Fulp of wood . . . Cwts.	9,940	4	86,781	60	..
Perfumery excluding per- fumed spirits . . . Value	—	—	—	—	—	75,778	87,212	1,06,477	1,14,865	1,05,179
Pitch, Tar and Dammer— Coal Tar and Pitch . . Cwts.	744	1,688	1,645	1,441	865	6,205	12,078	10,859	7,799	4,842
Polishes— Polishes and Composi- tions for application to leather Value	—	—	—	—	—	3,35,745	3,57,944	3,67,396	4,71,211	3,49,943
Polishes and Composi- tions for application to metals, etc.	—	—	—	—	—	1,05,116	1,11,191	89,945	86,948	82,394
Wood Polish	—	—	—	—	—	16,536	11,023	7,161	7,681	7,529
Other sorts	—	—	—	—	—	1,984	6,641	12,723	17,223	56,408
Total of Polishes	—	—	—	—	—	4,59,381	4,86,304	4,77,225	5,83,063	4,96,274
Precious stones and pearls, unset	—	—	—	—	—	24,524	8,242	403	69,205	49,542
Printing and Lithographing machinery and materials (excluding Paper)—										
Printers' ink	—	—	—	—	—	1,05,271	1,13,414	1,31,097	1,23,161	1,04,038
Printing and lithographing presses	—	—	—	—	—	90,406	1,34,031	1,62,151	78,842	82,098
Printing type Cwts.	88	70	102	102	68	18,516	13,249	18,543	13,603	9,511
Other materials Value	—	—	—	—	—	44,528	43,527	1,11,968	69,909	64,111
Total of Printing and Lithographing Machinery, etc.	—	—	—	—	—	2,58,721	3,04,221	4,23,759	2,85,520	2,59,758
Provisions and Oilman's stores—										
Bacon and ham Cwts.	1,743	1,917	2,385	2,399	2,378	2,23,647	2,12,897	2,41,396	2,55,044	2,40,831
Biscuits and cakes	4,701	4,657	5,177	6,751	4,945	4,59,564	4,76,236	5,38,586	6,61,956	4,72,127
Canned and bottled provi- sions (not specified else- where)—										
Canned or bottled fruits . . .	2,643	3,918	4,129	6,560	7,726	1,15,952	1,65,826	1,56,660	2,21,747	2,23,667
Tinned or canned fish	2,642	3,503	3,152	3,593	3,902	1,72,309	2,08,830	1,92,933	2,08,865	2,24,170
Vegetable products (vegetable ghee, and fat, etc.) (a)	—	187,952	155,046	125,373	76,056	—	69,90,142	55,25,980	43,62,499	25,51,815
Others	62,404	10,130	10,876	13,535	13,768	23,20,976	6,16,069	6,65,727	8,08,863	7,72,744
Cheese (including canned)	2,354	2,431	2,514	2,525	2,775	2,26,517	2,50,118	2,53,166	2,55,344	2,69,486
Cocoa and chocolate	847	427	540	643	524	64,364	31,937	46,175	54,125	44,259
Confectionery	4,530	5,896	5,914	3,186	4,223	5,65,050	5,17,908	5,63,591	5,69,870	4,12,207
Farinaceous and patent foods— Farinaceous foods in bulk . . .	527	434	1,015	700	602	8,529	5,830	12,517	7,960	6,919
Milk foods for infants and invalids (wholly or mainly milk)	712	726	825	719	630	1,35,243	1,47,496	1,54,721	1,64,942	1,41,690
Other sorts	6,949	6,741	7,355	7,248	8,004	3,20,064	3,13,440	3,39,331	3,48,330	3,96,446
Ghi	3,240	4,060	184	233	294	2,46,406	2,74,979	12,181	19,292	17,281
Jams and jellies	2,932	2,659	3,241	3,063	3,107	1,59,945	1,43,373	1,63,237	1,57,246	1,45,180
Milk, condensed and pre- served	7,623	6,018	6,907	5,863	6,322	3,52,675	2,84,491	2,92,193	2,34,997	2,62,205
Pickles, chutnies, sauces, and condiments	1,529	1,434	1,594	2,044	1,346	1,53,674	1,53,576	1,43,750	1,94,433	1,45,297
Other sorts of provisions	1,239	1,782	1,954	1,204	1,543	86,094	1,06,900	1,03,580	79,250	1,91,000
Total of provisions and Oilman's stores	1,106,720	224,185	312,758	188,698	198,745	61,19,009	1,09,00,658	94,16,224	86,04,723	64,17,334
*Railway Plant and Rolling-Stock—										
Carriages and parts thereof Value	—	—	—	—	—	1,34,259	8,68,973	—	—	—
Wagons and parts thereof	—	—	—	—	—	53,055	4,41,294	—	—	—
Locomotive engines and tenders and parts thereof	—	—	—	—	—	2,32,184	6,40,805	—	—	—
Materials for construction— Sleepers and keys of Steel or Iron Tons	7,479	—	—	—	—	8,26,315	—	—	—	—
Other kinds of materials	766	1,047	—	—	—	1,79,812	2,18,641	—	—	—
Total of Materials for con- struction	6,179	1,047	—	—	—	10,06,127	2,18,641	—	—	—
Total of Railway Plant and Rolling-stock Value	—	—	—	—	—	14,25,625	21,69,713	—	—	—

(a) Separately recorded from 1927-28.
* Discontinued from 1928-29.

TRADE AT CHIEF PORT
KARACHI

(132)

No. 12—continued
IMPORTS—continued

[PRINCIPAL AND OTHER ARTICLES	QUANTITY					VALUE				
	1926-27	1927-28	1928-29	1929-30	1930-31	1926-27	1927-28	1928-29	1929-30	1930-31
RIND—continued						R	R	R	R	R
KARACHI—continued										
Rubber—										
Raw lbs.	1,002	2,302	803	2,95.
Manufactures—										
Pneumatic motor covers No.	22,916	54,515	83,088	110,450	82,010	8,96,706	24,29,815	38,04,852	61,13,036	42,45,481
“ “ tubes “	29,284	67,904	88,956	102,021	90,707	2,00,813	5,09,795	6,92,366	9,04,436	781,271
“ “ cycle covers “	2,678	2,467	1,888	2,141	1,936	31,555	36,230	31,338	32,010	29,021
“ “ tubes “	2,171	4,689	4,432	3,765	4,078	8,600	12,762	13,165	10,530	11,041
“ cycle covers “	49,062	79,827	105,721	176,023	120,113	1,20,931	1,48,595	2,10,350	2,76,038	1,80,881
“ cycle tubes . . .	64,323	107,716	166,260	230,545	235,557	84,691	1,24,636	1,98,120	2,25,001	1,96,931
Solid rubber tyres . . .	890	1,570	1,268	383	813	1,16,969	1,77,575	1,40,546	52,534	92,761
Other manufactures except Value apparel, boots and shoes.	—	—	—	—	—	1,65,997	2,30,875	3,41,882	2,79,047	3,10,211
Total of Rubber	—	—	—	—	—	16,26,263	36,70,273	54,82,019	78,94,335	68,00,471
Seeds—										
Oilseeds—										
Essential Tons	8	..	10	..	2	5,204	791	4,485	161	2,281
Non-essential—										
Copra or Coconut kernel “	1	89	418	..
Others “	10	8	25	419	27	2,935	1,563	5,508	1,01,925	3,241
Other than oilseeds . . .	17	14	3	10	10	7,888	6,355	6,175	7,670	5,497
Total of Seeds	35	22	38	430	39	16,037	8,709	16,252	1,10,174	11,034
Soap—										
Household and laundry soap in bars or tablets Cwts.	30,028	29,409	32,114	38,061	26,936	9,46,124	9,27,009	9,54,680	11,15,098	8,09,483
Toilet soap “	4,217	4,147	4,562	4,457	3,530	4,78,414	4,57,221	5,22,420	5,13,610	3,56,431
Other sorts “	1,090	1,320	1,667	863	871	75,312	72,392	85,042	52,363	48,451
Total of Soap	35,333	34,876	38,343	43,331	31,337	14,94,850	14,56,622	15,62,142	16,81,071	12,14,367
Spices—										
Betelnuts “	2,264	529	2,202	719	665	59,758	11,408	38,356	11,994	16,241
Cassia “	1,025	2,675	2,282	2,749	4,025	23,547	56,389	42,961	46,625	50,401
Other Sorts “	155	27	44	50	78	8,796	1,299	2,894	3,572	4,381
Total of Spices	3,444	3,231	4,528	3,518	4,768	92,101	69,096	84,211	62,191	65,022
Stationery (excluding paper)—										
Pencils (excluding slate Dozens pencils).	340,376	209,828	308,107	318,880	339,758	1,21,621	84,492	1,23,680	1,01,058	1,08,018
Other sorts—										
Protected Cwts.	639	679	333	515	380	69,501	50,909	19,969	25,195	20,435
Not protected . . . Value	—	—	—	—	—	6,35,169	5,77,264	8,27,010	7,44,167	7,84,653
Total of stationery, etc.	—	—	—	—	—	8,26,291	7,12,665	9,70,659	8,70,410	9,13,106
Sticks and Whips	—	—	—	—	—	90,927	52,991	46,235	17,289	12,059
Stone and Marble—										
Stone and marble . . . Tons	146	322	130	323	135	23,185	41,599	16,099	46,072	32,032
Articles of Stone and Marble . . . “	2	5	34	3	3	1,017	6,307	10,883	2,276	7,160
Total of Stone and Marble	148	327	164	326	138	24,202	47,906	26,982	48,348	39,192
Sugar—										
Sugar, 16 Dutch Standard and above “	153,019	148,429	208,275	157,414	—	3,42,60,309	3,91,23,978	3,61,28,484	2,45,60,805	..
Sugar 23 Dutch Standard and above “	—	—	—	—	173,393	—	—	—	—	2,02,58,040
Sugar below 23 Dutch Standard but not below 16 Dutch Standard “	—	—	—	—	11,465	—	—	—	—	13,59,593
Sugar, 15 Dutch Standard and below “	42	3,636	5,743	3,09,342
Molasses “	1,350	1,680	1,708	999	157	88,665	88,601	68,980	45,404	8,444
Beet Sugar “	76,888	2,016	1,349	68,172	48,051	1,81,69,522	4,40,642	2,33,086	98,76,840	47,11,700
Total of Sugar	232,157	152,075	211,332	221,627	231,602	5,25,13,496	2,96,53,321	3,64,30,450	3,44,88,792	2,65,47,119
Tea—										
Black Lbs.	227,263	251,244	351,309	383,210	339,590	2,20,209	2,42,125	3,30,675	3,25,161	2,58,990
Green “	56,069	52,020	4,910	52,258	210,481	60,108	47,599	5,314	48,322	1,59,076
Total of Tea	283,337	303,264	356,219	435,468	549,971	2,80,317	2,89,724	3,36,489	3,73,483	4,18,066
Telegraph materials for construction and accessories (excluding electrical) . . . Value	—	—	—	—	—	28,469	6,094
Textiles—										
Cotton—										
Raw Bales and Tons	37—6	15—2	501—89	10—1	..—1	4,133	724	95,209	853	682
Waste Cwts.	..	3	1,500	64	30,207
Twist and yarn—										
Grey (unbleached)—										
No. 1 to 30 Kds.	..	100	188
31 to 40 “	19,076	..	40,775	6,000	..	20,869	..	49,577	5,780	..
41 and above] “	800	924
White (bleached) “	1,02,427	57,155	127,905	115,898	54,320	1,08,897	62,762	1,48,811	1,27,979	62,685

*Shown under sub-heads from 1930-31;

No. 12—continued
IMPORTS—continued

PRINCIPAL AND OTHER ARTICLES	QUANTITY					VALUE				
	1926-27	1927-28	1928-29	1929-30	1930-31	1926-27	1927-28	1928-29	1929-30	1930-31
ND—continued						R	R	R	R	R
KARACHI—continued										
Textiles—continued										
Cotton—continued										
Twist and yarn—continued										
Coloured—										
Nos. 1 to 25 . . . Lbs.	..	240	600	480	1,300
" 26 to 30 . . . "	158,526	124,305	28,100	22,470	9,000	1,54,784	1,31,776	30,260	30,201	10,708
" 31 to 40 . . . "	454,590	508,943	240,792	313,871	93,457	5,40,204	6,11,390	3,17,251	2,86,629	1,12,002
" 41 and above . . . "	24,100	32,606	..
Mercurised cotton yarn . . . "	8,928	2,429	900	..	40	25,517	7,070	1,968	..	137
Unspecified descriptions of Twist and Yarn . . . "	27	3
Total of Twist and Yarn . . . "	744,847	693,172	489,099	382,339	156,823	8,51,195	8,14,516	5,43,674	4,33,795	1,75,542
Manufactures—										
Blankets Lbs.	17,612	33,753	15,663	40,855	73,711	18,561	22,098	15,437	29,332	50,046
Canvas Yds.	85,676	40,927	85,232	55,819	50,240	43,208	25,515	42,313	46,693	26,343
Handkerchiefs No.	1,653,768	1,730,069	1,730,249	1,433,059	211,645	4,31,603	4,23,033	4,67,321	3,20,063	47,586
Shawls "	7,297	..	5,377	5,329	..	5,016
Hosiery—										
Stockings and socks Doz.	51,341	60,124	70,374	83,689	89,743	1,38,718	1,57,977	1,61,201	196,961	1,73,315
Underwear Pairs	14,276	16,406	43,463	68,386	60,949	62,485	67,520	1,93,526	250,300	1,94,322
Other sorts Value	4,507	1,446	162	8,860	337
Piece-goods—										
Grey (Unbleached)—										
Plain Grey—										
Drills and Jeans Yds.	4,391,280	2,521,400	2,823,991	4,027,397	1,077,000	13,72,934	7,59,239	8,77,384	11,12,887	2,17,249
Flannel and Flannelette "	291,949	59,614
Jaconets, including madapollams, mulls, and cambrics "	1,247,175	1,392,594	2,206,111	2,207,141	637,787	2,75,549	2,61,136	4,43,426	4,02,714	89,563
Longcloth and shirtings "	21,899,982	22,495,003	26,790,833	29,673,143	13,276,039	63,69,330	58,91,842	71,75,363	73,87,553	26,83,350
Sheetings "	584,000	..	85,000	86,000	..	1,48,336	..	20,729	9,059	..
T. Cloth and Domestics "	159,433	103,324	24,343	15,913	3,730	54,076	31,591	7,192	4,868	1,084
Unspecified description "	541	453
Total Plain Grey "	28,231,876	26,517,326	31,939,323	35,964,593	15,237,096	82,21,375	69,43,008	85,24,039	89,17,031	30,51,313
Bordered grey—										
Dhuties, Saris and Scarves "	852,331	623,047	1,867,773	3,538,539	650,651	2,37,302	1,74,005	5,31,639	9,00,753	1,44,807
Total of Grey Piece-goods "	29,134,206	27,140,373	33,804,606	39,503,132	15,937,747	85,09,177	71,17,913	90,55,733	98,17,839	31,96,120
White (bleached)—										
Checks, spots, and stripes "	9,492,954	11,220,377	10,034,067	9,182,975	2,668,061	31,13,403	32,32,460	30,06,604	23,62,014	6,37,694
Dhutis, saris, and scarves "	424,101	352,020	437,703	332,113	89,615	1,63,461	1,25,284	1,44,720	1,28,229	23,737
Drills and jeans "	105,557	102,494	61,101	127,114	45,931	1,03,911	60,939	33,243	74,124	25,944
Jaconets, madapollams, cambrics, and muslins "	3,443,970	4,704,547	4,625,066	3,901,153	3,750,160	18,53,937	22,31,337	18,05,745	12,92,364	10,32,453
Lawns "	594,095	355,503	404,302	233,506	15,447	3,05,919	2,47,346	2,23,146	1,74,034	6,331
Longcloth and shirtings "	53,422,163	51,924,356	59,690,335	43,473,443	33,136,331	1,76,70,513	1,69,13,109	1,81,41,130	1,49,61,251	91,21,462
Mulls "	120,633,932	102,309,311	127,946,034	100,191,536	77,135,734	2,33,62,260	2,15,20,013	2,73,32,010	2,13,36,293	1,33,43,303
Nainsooks "	12,039,453	15,736,414	14,840,353	5,359,030	3,220,956	23,70,397	23,80,457	23,33,335	10,73,994	5,23,374
Sheetings "	31,124	7,453	3,425	5,167	1,342	16,393	7,423	3,335	5,900	1,607
Twill "	1,199,596	1,154,307	1,926,095	1,340,516	639,137	4,52,497	4,30,704	6,99,517	4,72,313	2,05,103
Unspecified descriptions "	4,334,935	2,325,553	3,955,623	1,420,732	504,702	14,60,276	6,21,257	7,37,397	3,33,214	1,33,634
Total of White Piece-goods "	206,361,840	190,743,245	222,925,159	171,157,445	121,307,766	5,63,33,027	4,73,71,332	5,54,36,131	4,22,19,335	2,50,55,217

PRINCIPAL AND OTHER ARTICLES	QUANTITY					VALUE				
	1926-27	1927-28	1928-29	1929-30	1930-31	1926-27	1927-28	1928-29	1929-30	1930-31
	R	R	R	R	R	R	R	R	R	R
SIND—continued										
KARACHI—continued										
Textiles—continued										
Cotton—continued										
Manufactures—continued										
Piece-goods—continued										
Coloured, printed or dyed—										
Printed goods—										
Cambrics, including mada pollams, muslins, mulls and jaconets Yards	10,999,821	10,489,986	8,356,350	5,416,983	1,727,218	27,41,028	23,96,847	18,00,005	12,20,681	3,18,020
Checks, spots and stripes "	451,410	31,545	60,688	00		2,61,307	18,175	10,283	92	
Dhuties "	3,000					1,210				
Drills and jeans "	12,144,958	11,631,107	8,428,632	9,398,719	6,173,142	40,26,808	35,58,477	21,52,560	24,35,072	18,28,859
Flannel and flannelettes "	1,685,427	3,436,866	3,976,556	664,876	307,628	5,35,968	9,22,188	9,63,243	1,54,720	60,186
Prints and chintz "	161,237	133,716	3,362,737	2,400,161	3,765,928	73,285	59,747	11,11,624	7,85,225	9,31,027
Saris and scarves "	2,291,083	3,714,900	3,579,412	2,501,066	2,273,467	9,83,584	14,27,075	13,35,923	9,61,294	6,69,423
Sateens "	1,962,975	2,159,749	835,442	554,644	150,590	8,00,145	8,24,320	3,51,769	2,48,158	61,443
Shirtings "	17,153,124	21,417,299	22,122,262	15,814,664	9,114,621	58,05,679	70,46,716	62,67,266	43,23,483	22,71,424
Twills "	9,290,602	10,519,559	14,972,948	8,868,965	2,685,038	31,39,390	29,70,548	38,08,575	20,26,630	5,04,042
Unspecified descriptions "	91,711	79,314	90,019	174,328	22,848	36,938	29,778	53,034	84,714	12,054
Total of Printed goods "	56,235,348	63,614,041	65,785,021	45,879,526	26,220,480	1,84,05,382	1,92,53,871	1,81,54,331	1,22,40,069	1,61,55,978
Dyed goods—										
Cambrics, including mada pollams, muslins, mulls and jaconets "	8,488,448	5,712,937	7,913,902	7,078,075	4,663,647	28,15,004	21,16,196	23,08,992	21,00,251	11,65,161
Checks, spots and stripes "	1,612,430	725,132	619,908	719,526	33,344	9,05,306	2,80,768	2,02,220	2,84,555	11,399
Drills and jeans "	625,156	335,160	579,253	229,735	223,490	2,12,527	1,16,434	1,79,893	79,295	53,230
Flannel and flannelettes "	491,620	228,255	1,710,225	310,942	468,776	1,66,389	69,347	5,36,547	90,876	94,658
Italian cloth and Sateens "	12,828,451	8,241,465	9,922,784	3,301,290	2,863,856	61,16,558	37,28,760	44,50,653	15,08,029	11,76,869
Langis "	8,124	49,551	23,008	23,535	10,949	5,127	21,897	17,008	16,855	2,612
Prints and chintz "	591,443	2,915	1,695		1,062	1,89,833	1,899	1,779		805
Saris and scarves "	120,439	1,640			6,114	52,887	1,784			3,437
Shirtings "	8,260,209	7,977,801	8,379,796	7,170,356	3,807,772	21,99,690	21,72,946	23,00,392	17,26,867	8,35,958
Twills "	3,968,728	5,276,714	6,139,710	4,925,673	2,607,903	12,64,772	15,48,989	18,84,477	13,50,568	6,88,132
Unspecified descriptions "	3,074,655	1,899,316	1,986,053	1,110,184	171,315	11,66,460	6,56,889	6,21,936	3,29,641	76,315
Total of Dyed goods "	40,069,708	30,450,836	37,281,334	24,874,316	14,858,228	1,50,94,553	1,07,15,909	1,25,03,897	74,86,937	41,10,636
Woven coloured goods—										
Cambrics, including mada pollams, muslins, mulls and jaconets "	22,053	1,486	68,501			11,784	1,499	25,606		
Checks, spots and stripes "	698,997	166,005	190,374			4,50,124	72,520	77,663		
Coatings and Trusserings including Cashmeres, Serges and Tweeds "	1,922,085	1,578,759	2,528,911	1,550,380	961,417	13,39,997	11,85,074	20,93,569	12,35,325	6,13,016
Drills and jeans "	724,123	911,400	150,000		366,000	1,95,824	2,08,028	32,046		55,822
Flannel and flannelettes "	40,456	55,351	6,179	313,422	77,554	17,000	19,891	3,731	96,238	20,939
Shirtings "	1,629,380	3,373,262	5,858,179	7,111,064	2,819,636	5,73,874	14,56,144	31,31,806	25,18,945	10,56,704
Twills "	666,461	1,140,203	136,168			1,75,609	2,84,386	34,436		
Langis "		6,096		23,207	10,500		2,733		14,592	2,513
Velvet and Velveteens "	216,944	236,681	513,313	409,017	177,920	3,03,407	2,98,127	4,76,448	3,32,098	1,41,635
Unspecified descriptions "	16,775	19,099				7,689	6,986			
Total of Woven coloured goods "	5,937,274	7,538,292	9,451,620	9,412,590	4,413,027	30,76,308	35,35,388	58,74,305	41,97,198	18,90,629
Total of printed, dyed and woven coloured Piece-goods "	102,242,330	101,603,219	112,517,975	80,166,432	45,491,735	3,65,75,243	3,35,05,168	3,65,32,588	2,39,24,204	1,21,57,233
Fents of all descriptions "	861,095	1,259,350	1,844,723	1,542,156	(a) 24,675	3,46,736	4,66,683	6,77,170	5,41,083	(a) 7,470
Fents not more than 9 yards in length (b) "					581,244					1,05,593
Others (b) "					255,533					84,159
Total of Fents "	861,095	1,259,350	1,844,723	1,542,156	861,502	3,46,736	4,66,683	6,77,170	5,41,083	1,97,222
Total of piece-goods "	338,599,571	320,746,187	371,092,468	292,419,170	183,598,750	10,18,14,183	8,84,61,146	10,17,61,672	7,65,02,411	4,06,05,792
Rope Lbs.	8,312	8,594	9,102	6,950	10,729	13,967	11,333	13,874	7,641	10,250
Thread, sewing "	176,056	305,017	274,769	189,013	189,865	4,00,012	5,01,922	4,84,374	3,48,154	2,96,406
Other sorts of manufactures "	40,034	62,514	51,509	61,930	39,780	91,884	1,37,473	1,32,346	1,58,870	1,01,864
Total of Cotton manufactures Value	—	—	—	—	—	10,30,80,007	8,98,10,113	10,32,88,257	7,78,68,296	9,00,460
Total of Cotton "	—	—	—	—	—	10,39,35,385	9,08,25,417	10,39,62,347	7,83,52,944	4,16,82,485
Flax—										
Twist and yarn Lbs	182	—	—	—	782	575	—	—	—	1,799
Manufactures—										
Canvas Yards	33,431	47,985	33,621	2,635	7,388	24,829	35,399	24,081	956	9,932
Piece-goods "	6,711	6,668	71,245	50,756	24,041	24,705	11,171	39,078	26,938	16,965
Other sorts Value	—	—	—	—	—	57,682	1,07,378	49,438	69,756	58,510
Total of Flax manufactures "	—	—	—	—	—	1,06,616	1,53,948	1,12,592	97,650	85,407
Total of Flax "	—	—	—	—	—	1,07,191	1,53,948	1,12,592	97,650	87,206

(a) Represents imports from 1st to 3rd April, 1931.
(b) Represents imports from 4th April, 1931.

No. 12—continued
IMPORTS—continued

PRINCIPAL AND OTHER ARTICLES	QUANTITY					VALUE				
	1926-27	1927-28	1928-29	1929-30	1930-31	1926-27	1927-28	1928-29	1929-30	1930-31
SIND—continued						R	R	R	R	R
KARACHI—continued										
Textiles—continued										
Haberdashery and Millinery—										
Lace and Embroidery . Value	—	—	—	—	—	12,87,002	11,97,922	16,60,968	8,94,903	7,95,146
Towels not in the piece . No.	16,538	6,578	5,762	8,902	4,783	12,131	5,838	5,163	8,288	2,928
Other sorts . Value	—	—	—	—	—	9,75,702	7,26,123	11,24,007	8,07,152	607,678
Total of Haberdashery and Millinery						22,74,835	19,29,878	27,91,040	17,10,343	14,05,812
Jute—										
Twist and yarn . Lbs.	5,068	8,838	11,434	..	2,759	2,283	2,278	8,266	..	517
Manufactures—										
Canvas . Yds.	1,827	9,848	81,774	862	..	1,832	5,814	38,098	199	..
Gunny bags . No.	177,522	68,869	18,709	2,610	3,582	53,265	17,983	5,065	750	1,002
Other kinds . Value	—	—	—	—	—	12,409	16,219	13,179	7,189	3,448
Total of Jute						69,789	42,294	60,508	8,088	4,967
Silk—										
Raw . Lbs.	28,104	1	1,08,346	1	16
Silk yarn, nolls, and warps ..	68,794	44,232	66,418	137,838	77,047	2,38,797	2,04,441	2,78,826	5,11,434	231,019
Manufactures—										
Goods of silk mixed with other materials . Yds.	130,031	118,341	189,316	133,871	104,553	2,61,972	2,21,274	3,45,270	2,32,737	153,744
Silk piece-goods . "	88,950	38,516	119,571	232,873	493,101	1,22,387	69,900	1,84,584	3,07,074	402,025
Thread for Sewing . Lbs.	9,320	1,054	869	449	279	66,328	17,537	16,522	9,667	6,489
Other sorts . "	12,487	10,708	15,970	6,665	1,685	94,427	60,616	93,387	56,148	26,581
Total of Silk manufactures . Value						5,45,114	3,89,417	6,39,763	6,05,626	5,89,739
Total of Silk						7,83,911	5,93,858	10,26,735	11,17,061	8,20,774
Wool—										
Raw . Lbs.	395,635	391,735	403,933	445,170	224,695	2,06,618	2,13,672	4,11,575	4,04,353	1,44,205
Yarn and knitting wool ..	362,805	470,066	433,663	10,42,936	13,99,423	12,38,837
Worsted yarn for weaving (a)	257,391	335,201	6,83,953	6,91,266
Knitting wool (a)	225,341	162,705	7,13,548	4,66,624
Manufactures—										
Blankets ..	4,448	4,382	4,711	2,860	3,982	10,880	12,591	15,549	10,886	16,107
*Blankets and rugs other than floor rugs	1,611,636	1,355,998	753,744	20,82,511	15,31,434	8,36,251
†Carpets and floor rugs	21,924	23,625	25,894	69,626	76,473	60,501
Blankets . "	277,652	130,934	2,94,428	1,43,008
Carpets and rugs . "	374,903	1,103,931	8,08,146	16,75,142
Hosiery . "	108,570	98,944	119,791	124,427	60,485	5,50,334	4,57,284	5,45,121	6,67,787	3,04,388
Piece-goods . Yds.	3,826,832	5,815,975	5,529,004	4,643,459	2,437,495	59,86,693	79,68,015	81,39,028	70,61,642	31,30,145
Shawls . No.	83,176	61,264	93,545	77,465	58,860	5,03,052	4,25,100	6,75,468	5,18,029	3,07,436
Other sorts . Lbs.	4,491	13,938	14,373	5,941	2,329	10,984	42,103	35,738	16,913	3,779
Total of Woolen manufactures . Value						81,73,519	1,07,24,338	1,15,03,841	98,83,114	46,58,007
Total of Wool						94,23,078	1,23,37,428	1,32,14,058	1,15,85,468	69,60,702
Artificial Silk—										
Artificial Silk yarns . Lbs.	317,646	191,288	306,018	109,695	44,103	4,83,105	3,40,554	5,06,194	2,49,130	57,968
Piece-goods of Cotton and Artificial Silk (b) . Yds.	2,606,546	3,733,937	6,214,305	3,331,536	..	19,29,107	26,27,855	40,91,787	20,34,174	..
Piece-goods made entirely of Artificial Silk	3,139,851	10,70,876
Piece-goods made of Cotton and Artificial Silk	1,330,272	6,62,144
Other sorts . Value	80,485	1,36,847	1,50,855	1,62,692	51,195
Total of Artificial Silk						24,02,697	31,05,256	47,46,836	24,45,996	18,42,183
Other Textiles						88,573	30,815	36,242	21,611	29,308
Total of Textiles						11,91,25,404	10,88,18,894	12,59,42,353	9,53,39,161	5,18,83,432
Tobacco—										
Manufactured . Lbs.	1,362	131	38	1,977	65	880	131	87	546	60
Manufactures—										
Cigars (c) . No.	575	1,130	500	232	9,163	4,284	5,915	3,026	2,085	631
Cigarettes (c) . No.	442,022	1,041,139	850,381	989,315	2,62,403,924	17,46,551	39,73,892	32,58,357	38,35,125	24,90,816
Tobacco for pipes and cigarettes . Lbs.	29,771	21,768	22,946	24,335	24,399	1,49,382	1,10,656	1,21,604	1,22,651	1,20,465
Total of Tobacco manufactures	472,368	1,064,034	873,827	1,014,382	659,443	19,00,217	40,90,463	33,83,017	49,59,861	26,11,901
Total of Tobacco	474,230	1,064,165	873,865	1,016,359	659,508	19,01,097	40,90,594	33,83,054	39,60,407	26,11,961

(a) Separately recorded from 1929-30.
 * Recorded under "Blankets" before 1928-29.
 † Shown under "Carpets and Rugs" before 1928-29.
 (b) Shown under "Sub-heads from 1930-31."
 (c) Quantity recorded in number from 1930-31.

PRINCIPAL AND OTHER ARTICLES	QUANTITY					VALUE				
	1926-27	1927-28	1928-29	1929-30	1930-31	1926-27	1927-28	1928-29	1929-30	1930-31
						R	R	R	R	R
SIND—continued										
KARACHI—continued										
Toilet requisites (not specified elsewhere) . . . Value	—	—	—	—	—	4,98,688	5,58,332	5,54,641	6,83,751	6,24,554
Toys and requisites for games including fishing tackle—										
Toys	—	—	—	—	—	2,27,889	1,87,358	2,78,283	2,41,422	1,70,206
Requisites for games and sports (excluding fire-arms, etc.)—										
Playing cards	—	—	—	—	—	1,67,087	1,84,702	1,37,456	92,430	99,476
Other sorts	—	—	—	—	—	1,50,073	1,47,787	1,31,952	1,31,301	124,694
Total of requisites for games	—	—	—	—	—	3,17,760	3,12,489	2,69,408	2,23,731	2,24,170
Total of Toys and requisites for games, etc.	—	—	—	—	—	5,45,849	4,99,847	5,47,691	4,65,153	3,94,436
Vehicles, excluding locomotives, etc., for Railways—										
Carriages and carts not mechanically propelled and parts thereof (excluding railway carriages, trucks, etc.)—										
Carriages and carts not mechanically propelled (excluding railway carriages, trucks, etc.)—										
Protected No.	456	22	300	38	72	40,880	2,928	20,484	4,113	6,069
Not protected	117	144	107	8	58	83,800	83,042	5,017	2,997	10,223
Parts of carriages and carts (excluding rubber tyres)—										
Protected Value	—	—	—	—	—	3,045	39,539	18,253	8,325	5,443
Not protected	—	—	—	—	—	46,370	47,913	27,215	24,592	24,376
Perambulators and children's go-carts No.	1,782	1,551	1,581	1,339	724	61,513	52,140	54,229	43,871	21,788
Parts of perambulators, etc., and children's go-carts Value	—	—	—	—	—	1,656	1,649	1,407	5,471	9,996
Total of Carriages and Carts and parts thereof	—	—	—	—	—	2,37,070	1,77,220	1,26,555	89,360	77,845
Cycles (other than motor cycles) and parts thereof and accessories—										
Cycles imported entire or in sections No.	21,948	22,508	23,840	26,647	10,710	10,78,431	9,89,183	13,01,919	10,78,243	6,14,063
Parts of cycles and accessories (excluding rubber tyres) Value	—	—	—	—	—	6,77,223	8,31,502	10,16,718	9,02,504	9,19,014
Total of Cycles (other than motor cycles) and parts thereof and accessories	—	—	—	—	—	17,55,654	18,20,685	23,18,637	19,80,747	15,33,077
Mechanically propelled vehicles (excluding railway locomotives and tractors)—										
Aircraft No.	..	1	6	8	10	—	7,339	54,719	80,779	1,84,465
Parts of aircraft Value	—	—	—	—	—	5,740	21,998	44,019	1,15,990	1,39,785
Carriages and parts for Railways (a)	—	—	—	—	—	—	—	14,74,217	13,11,135	6,48,198
Wagons and parts for Railways (a)	—	—	—	—	—	—	—	2,95,621	3,00,510	1,35,823
Motor cars (including taxi cabs) No.	1,825	1,979	2,178	1,633	1,462	38,76,400	43,92,175	49,69,477	37,42,652	33,25,818
Motor cycles (including scooters)	248	216	282	344	307	1,51,635	1,16,337	1,58,652	1,94,710	1,71,450
Motor omnibuses, motor vans and motor lorries—										
Imported with—										
Bodies	352	203	261	96	93	8,20,513	5,63,743	10,29,685	2,30,987	2,92,978
Chassis	520	1,850	1,754	790	637	8,80,584	27,66,777	27,42,545	16,14,872	15,08,454
Parts of mechanically propelled vehicles and accessories, etc. Value	—	—	—	—	—	5,94,710	8,19,516	12,07,276	11,24,917	7,88,421
Total of Mechanically propelled vehicles, etc.	—	—	—	—	—	68,29,532	86,87,885	1,19,76,511	88,06,502	71,30,392
Ships, parts of	—	—	—	—	—	95,814	48,764	49,484	2,251	467
Total of Vehicles excluding locomotives, etc., for Railways	—	—	—	—	—	84,13,070	1,07,84,554	1,44,71,187	1,08,78,869	85,91,781

(s) Recorded under Railway plant and rolling stock p¹ or to 1928-29

No. 12—continued

IMPORTS—continued

PRINCIPAL AND OTHER ARTICLES	QUANTITY					VALUE				
	1926-27	1927-28	1928-29	1929-30	1930-31	1926-27	1927-28	1928-29	1929-30	1930-31
<i>HIND—continued</i>						R	R	R	R	R
<i>KARACHI—continued</i>										
Wood and Timber—										
Deal and pine wood Cubic tons	1,530	1,915	1,722	1,480	1,600	1,58,868	1,84,868	1,54,781	1,27,932	1,28,518
Teak wood	22	140	240	219	..	3,667	21,590	39,276	40,506
Other kinds of wood and timber Value	—	—	—	—	—	85,243	43,971	17,912	14,204	54,020
Manufactures of wood, other than Furniture and Cabinetware	—	—	—	—	—	52,528	72,780	1,07,109	89,820	78,473
Total of Wood and Timber	—	—	—	—	—	2,46,139	3,06,231	3,01,302	2,71,232	3,01,518
Postal articles not specified	—	—	—	—	—	58,14,668	62,76,091	57,96,009	59,47,160	48,64,316
All other articles of merchandise—										
Unmanufactured	—	—	—	—	—	1,92,961	3,45,984	1,99,285	3,68,238	2,73,280
Manufactured	—	—	—	—	—	5,23,240	6,04,119	7,23,544	5,32,297	5,33,769
GRAND TOTAL	—	—	—	—	—	28,04,07,511	28,40,89,340	31,52,77,012	26,47,01,249	19,48,04,711

GOVERNMENT STORES

PRINCIPAL AND OTHER ARTICLES	QUANTITY					VALUE				
	1926-27	1927-28	1928-29	1929-30	1930-31	1926-27	1927-28	1928-29	1929-30	1930-31
<i>Apparel (including Drapery, Uniforms, Accoutrements, but excluding Hosiery and Boots and Shoes) Value</i>	—	—	—	—	—	13,13,659	4,84,447	6,88,974	4,45,468	5,74,214
Arms, Ammunition, and Military Stores—										
Firearms, and parts thereof	—	—	—	—	—	3,66,133	4,25,208	5,57,866	1,94,463	3,39,399
Other sorts	—	—	—	—	—	8,32,116	6,66,129	5,79,229	11,01,345	14,74,576
Total of Arms, Ammunition, and Military Stores	—	—	—	—	—	6,98,249	10,91,337	11,37,095	12,95,813	18,13,975
Building and Engineering materials—										
Other sorts	—	—	—	—	—	2,06,780	6,464	1,028	5,412	1,251
Chemicals	—	—	—	—	—	1,19,327	94,741	1,94,441	2,07,201	2,08,021
Drugs, Medicines, and Narcotics—										
Drugs	—	—	—	—	—	37,598	51,743	5,364	2,637	565
Medicines and Narcotics	—	—	—	—	—	..	13,973	50,508	51,081	69,964

TRADE AT CHIEF PORT
KARACHI

(138)

No. 12—continued
IMPORTS—continued

GOVERNMENT STORES—continued

PRINCIPAL AND OTHER ARTICLES	QUANTITY					VALUE				
	1926-27	1927-28	1928-29	1929-30	1930-31	1926-27	1927-28	1928-29	1929-30	1930-31
						R	R	R	R	R
SIND—continued										
KARACHI—continued										
Earthenware and Porcelain—										
Earthenware including pipes . . . Value	—	—	—	—	—	13,491	1,874	4,938	3,869	4,275
Porcelain—										
Electrical "	—	—	—	—	—	3,718	642	15,349	15,696	45
Other kinds "	—	—	—	—	—	311	32,244	49,206	16,910	5,025
Total of Earthenware and Porcelain . . . Value	—	—	—	—	—	17,520	34,760	69,488	36,475	9,345
Glass and Glassware . . . "	—	—	—	—	—	60,976	60,448	40,496	48,309	67,767
Hardware and Cutlery (including Agricultural Implements and Plated-ware) "	—	—	—	—	—	10,63,182	12,80,961	7,20,293	9,39,598	8,56,888
Instruments, Apparatus, and Appliances, and parts thereof—										
Musical "	—	—	—	—	—	31,348	25,440	28,278	7,469	13,274
Photographic "	—	—	—	—	—	74,615	36,780	77,266	1,83,980	88,090
Other kinds "	—	—	—	—	—	13,20,456	10,34,798	10,41,041	12,03,056	14,05,788
Total of Instruments, Apparatus, and Appliances, etc. . . . "	—	—	—	—	—	14,26,419	10,97,018	11,46,585	13,94,505	15,07,161
Leather—										
Unwrought Cwts.	7	4	298	..	14	4,375	2,828	54,254	224	6,453
Manufactures—										
Saddlery and harness . . . Value	—	—	—	—	—	6,641
Other sorts "	—	—	—	—	—	34,384	16,075	6,088	11,399	19,692
Total of Leather "	—	—	—	—	—	45,400	18,903	60,342	11,623	26,145
Machinery and Millwork—										
†Locomotive Engine and parts for Railways . . . Value	—	—	—	—	—	—	—	51,74,932	58,68,170	91,71,429
Steam Engines and parts (other than Locomotives) . . . "	—	—	—	—	—	20,022	10,668	7,310	2,110	..
Other sorts of machinery . . . "	—	—	—	—	—	46,93,476	32,08,931	25,81,151	14,08,565	11,99,498
Total of Machinery and Millwork "	—	—	—	—	—	47,13,498	32,19,599	77,63,393	72,78,845	1,03,70,927
Metals and Ores—										
Brass, bronze, and similar alloys and manufactures thereof—										
Wrought Cwts.	469	161	92	81	7	25,606	15,087	8,623	10,834	1,120
Copper—										
Wrought "	2,823	707	1,024	1,876	172	1,02,486	40,598	56,464	1,41,149	15,278
Iron—										
Manufactures—										
Angle and Tee, bolt and rod—										
Protected Tons	48	52	23,186	12,876	9
Bars and channels—										
Protected "	2	35	301
Not protected "	11	2	55	3,496	429	6,475
Total of Iron Manufactures "	59	54	57	26,627	13,305	9	..	6,776
Total of Iron "	59	54	57	26,627	13,305	9	..	6,776

† Recorded under " Railway Plant and rolling stock " before 1928-29.

No. 12—continued
IMPORTS—continued

GOVERNMENT STORES—continued

PRINCIPAL AND OTHER ARTICLES	QUANTITY					VALUE				
	1926-27	1927-28	1928-29	1929-30	1930-31	1926-27	1927-28	1928-29	1929-30	1930-31
ND—continued KARACHI—continued Metals and Ores—continued						R	R	R	R	R
Steel—										
Bars and Channels—										
Protected . . . Tons	2	31	5	1,494	938	614	4,225	1,510	1,84,177	1,11,964
Not protected . . . "	907	1	5	71	124	1,03,708	442	2,336	11,655	16,214
Cast "	23	6	..	1	..	19,502	2,070	1,135	1,211	164
Total of Steel . . . "	932	38	10	1,566	1,057	1,23,824	6,737	4,881	1,97,043	1,28,342
Iron or Steel—										
Anchors and cables . . . "	269	3	1,45,872	1,425
Hoops and Strips . . . "	12	7	..	1,927	60	71	1,013	53
Nails, screws, rivets and washers . . . "	91	20	26	10	280	47,094	8,520	24,641	6,969	57,277
Sheets and plates, including galvanized and tinned plates—										
Protected "	928	769	177	721	327	2,32,065	1,01,086	53,568	90,696	44,427
Not protected "	29	..	2	5	18	10,609	150	686	1,662	2,954
Balls and fish plates of steel or iron—										
Protected "	1,264	22,578	236	423	71	1,65,787	30,73,459	38,837	58,852	12,003
Not protected "	..	536	..	1	3	..	1,07,144	..	92	2,631
Sleepers and keys of steel and iron (a)—										
Protected "	10,104	7,847	9,04,255	9,06,968	61
Not protected "	236	714	57,774	80,761	..
Wire* "	595	1,011	357	461	44	98,202	1,81,505	76,345	82,567	7,911
Other manufactures of iron or steel—										
Protected "	4,312	11,650	13,895	6,875	2,610	9,98,420	16,14,127	25,79,467	13,57,226	3,90,423
Not protected "	795	1,557	1,314	1,189	3,253	3,31,455	6,68,205	5,76,813	5,17,823	12,86,650
Total of iron or steel—										
Protected "	7,699	35,937	24,412	15,866	8,008	14,89,474	49,66,703	35,79,117	24,13,242	4,46,914
Not protected "	1,196	2,137	1,985	2,387	3,598	5,36,957	7,89,978	7,36,300	6,90,887	13,56,376
Total of iron or steel "	8,295	38,124	26,347	18,253	6,606	20,26,431	57,56,681	43,12,417	31,04,129	18,03,790
Metals and ores unenumerated "	431	272	265	354	558	27,851	25,554	14,320	22,609	27,325
Total of Metals and Ores "	9,472	38,233	26,426	19,935	7,757	23,32,325	58,56,962	43,96,714	34,75,764	19,83,131
Paper and Pasteboard—										
Paper—										
Printing paper—										
Protected Cwts.	48	12	5	183	570	2,256	525	220	9,846	34,886
Not protected "	..	123	10,153
Writing paper and envelopes—										
Protected Cwts.	12	18	..	11	3	1,571	2,191	..	1,553	1,701
Not protected "	1	69
Other kinds of paper "	457	278	4,701	1,922	630	35,712	37,119	1,02,930	1,94,334	1,64,568
Pasteboard, millboard and cardboard of all kinds "	2,169	2,047	342	8	..	47,220	32,594	11,446	480	9
Total of Paper and Pasteboard "	2,687	2,478	5,048	2,124	1,203	86,828	82,582	1,14,596	2,06,713	2,01,164
Printing and lithographing materials (excluding paper), Value	56,535	69,750	1,02,984	83,692	96,424
Railway Plant and Rolling Stock—†										
Carriages and Wagons and parts thereof—										
Carriages and parts thereof "	32,03,491	81,86,911
Wagons and parts thereof "	10,16,325	27,07,257
Locomotive engines and tenders and parts thereof "	9,49,585	11,59,335
Materials for construction—										
Sleepers and Keys of steel or iron Tons	766	30,526	97,167	34,46,084
Other sorts "	9,772	19,268	25,22,190	29,59,926
Total of materials for construction "	10,538	49,814	26,19,357	64,06,010
Total of Railway plant, etc. Value	77,68,758	1,84,59,513
Stationery (excluding paper)—										
Protected Cwts.	1	2	1	342	527	33
Not protected Value	56,696	3,38,342	33,696	78,978	94,766
Total of Stationery "	56,458	3,38,869	33,696	78,978	94,799
Lithographs, materials for construction of "	17,603	6,520	13,215	2,288	7,200

(a) Recorded under "Railway plant and rolling stock" before 1928-29.
* Shown under "Not protected" from 1927-28.
† Continued from 1928-29.

GOVERNMENT STORES—concluded

PRINCIPAL AND OTHER ARTICLES	QUANTITY					VALUE				
	1926-27	1927-28	1928-29	1929-30	1930-31	1926-27	1927-28	1928-29	1929-30	1930-31
						R	R	R	R	R
SIND—continued										
KARACHI—continued										
Textiles—										
Cotton—										
Manufactures—										
Piece-goods—										
Grey (unbleached) . Yds.	—	32	—	—	—	—	25	—	—	—
White (bleached) . "	53,952	169,058	1,377	387	107	20,353	50,183	710	1,027	69
Coloured, printed, or dyed . "	50,768	47,113	1,617	2,420	11,619	14,507	10,448	1,332	1,695	6,050
Total of Piece-goods . "	104,720	216,203	2,994	2,813	11,729	35,860	75,656	2,042	2,725	6,119
Other sorts of manufactures (including Handkerchiefs and Khawis in the piece) . Value	—	—	—	—	—	59,082	1,31,447	80,418	28,510	60,385
Total of Cotton manufactures . "	—	—	—	—	—	94,442	2,07,103	82,460	26,235	60,504
Total of Cotton . "	—	—	—	—	—	94,442	2,07,103	82,460	26,235	60,504
Flax—										
Manufactures—										
Canvas . Yds.	41,105	12,055	4,763	1,885	3,845	43,238	12,975	7,904	2,667	7,903
Other sorts (including bags and sacks) . Value	—	—	—	—	—	18,414	50,182	23,575	10,849	54,738
Total of Flax manufactures . "	—	—	—	—	—	66,647	63,157	31,479	13,516	62,751
Wool—										
Manufactures—										
Hosiery . Lbs.	9,516	50	—	—	—	57,178	200	—	—	—
Piece-goods . Yds.	85,675	83,658	95,778	6,040	1,510	1,77,173	2,37,069	1,94,284	42,193	6,118
Other sorts . Lbs.	14,860	1,918	3,220	23,031	9,416	20,258	7,088	21,021	90,153	13,603
Total of Wool . Value	—	—	—	—	—	2,54,600	2,44,957	2,15,305	1,32,344	24,721
Total of Textiles . "	—	—	—	—	—	4,15,698	5,15,217	3,29,244	1,72,095	1,53,276
Vehicles excluding locomotives, etc.—										
Carriages and parts thereof for railways* . Value	—	—	—	—	—	—	—	3,50,036	3,98,855	3,80,332
Wagons and parts thereof for railways* . "	—	—	—	—	—	—	—	2,93,833	84,856	3,60,729
Carriages and carts (excluding railway carriages) and parts thereof—										
Protected . "	—	—	—	—	—	—	—	554	—	—
Not protected . "	—	—	—	—	—	—	—	1,714	11,789	261
Ships, parts of . "	—	—	—	—	—	1,39,017	600	—	400	—
Other kinds . "	—	—	—	—	—	75,19,201	29,81,021	35,22,307	75,97,955	1,02,49,423
Total of Vehicles, etc. . "	—	—	—	—	—	77,03,818	29,82,231	40,74,444	80,93,805	2,00,19,750
All other Articles—										
Unmanufactured . "	—	—	—	—	—	19,50,183	32,28,042	29,10,418	23,19,093	25,52,682
Manufactured . "	—	—	—	—	—	12,45,593	8,60,204	5,98,053	7,65,532	9,44,130
GRAND TOTAL OF GOVERNMENT STORES . "	—	—	—	—	—	3,19,69,337	3,98,56,734	2,50,53,366	2,69,18,127	41,55,947

ABSTRACT (IMPORTS OF MERCHANDISE)

ARTICLES	QUANTITY					VALUE				
	1923-27	1927-28	1928-29	1929-30	1930-31	1923-27	1927-28	1928-29	1929-30	1930-31
						R	R	R	R	R
Liquors Value	—	—	—	—	—	62,12,859	63,24,239	65,40,203	63,23,214	63,26,427
Metals and Ores "	—	—	—	—	—	1,56,95,072	2,11,43,751	2,27,70,653	1,95,98,618	1,86,63,506
Textiles—										
Cotton manufactures, excluding Twist and Yarn . "	—	—	—	—	—	10,30,80,007	8,98,10,113	10,32,83,257	7,78,68,296	4,15,06,261
Other Articles except Salt . "	—	—	—	—	—	15,54,61,441	14,67,92,405	13,26,61,273	16,04,46,008	12,32,92,521
TOTAL . "	—	—	—	—	—	28,04,49,379	26,40,70,508	31,52,64,391	26,47,41,131	19,47,89,212
Salt "	—	—	—	—	—	18,132	19,332	12,621	20,118	15,494
GRAND TOTAL . "	—	—	—	—	—	28,04,67,511	26,40,86,840	31,52,77,012	26,47,61,249	19,48,04,711

* Figures prior to 1927-28 shown under " Railway Plant and Rolling Stock."

EXPORTS

INDIAN MERCHANDISE

PRINCIPAL AND OTHER ARTICLES	QUANTITY					VALUE				
	1926-27	1927-28	1928-29	1929-30	1930-31	1926-27	1927-28	1928-29	1929-30	1930-31
SIND—continued										
KARACHI—continued										
Animals, living—										
Oattle No.	385	581	508	64	5	26,525	40,850	31,060	4,500	1,000
Other kinds "	638	6,830	12,551	27,610	19,602	7,960	10,521	23,163	60,314	21,733
Total of Animals, living "	1,023	7,411	13,059	27,674	19,607	34,485	51,371	54,223	64,814	22,733
Apparel (including drapery, uniforms, accoutrements, but excluding hosiery and boots and shoes) Value	—	—	—	—	—	99,496	68,066	48,768	63,505	50,981
Building and Engineering materials, other than of iron, steel, or wood—Chalk and lime Cwts.	7,988	4,865	3,757	1,758	2,088	11,581	7,255	4,990	2,335	4,537
Other sorts Value	—	—	—	—	—	4,621	4,851	5,026	3,426	7,447
Total of Building and Engineering materials "	—	—	—	—	—	16,202	12,106	10,016	5,761	11,984
Chemicals and Chemical preparations (excluding chemical manures and medicines)—Saltpetre Cwts.	—	4,702	846	16,072	10,740	—	52,934	9,806	1,72,008	1,17,120
Other sorts of chemicals Value	—	—	—	—	—	72,674	1,01,475	1,29,766	95,224	72,882
Total of Chemicals, etc. "	—	—	—	—	—	72,674	1,54,459	1,39,572	2,68,132	1,90,002
Coal and Coke—										
Coal Tons	..	21	..	227	258	25	790	..	3,435	6,027
Coke "	4	40	112	1,600
Coffee Cwts.	..	7	17	..	300	1,050
Drugs and medicines Value	—	—	—	—	—	1,88,076	3,00,631	3,08,731	3,95,960	6,41,800
Dyeing and Tanning substances—										
Indigo Cwts.	4	3	500	450
Turmeric "	144	58	68	140	218	3,354	1,209	1,362	2,834	3,845
Other sorts "	2,115	7,048	3,238	2,404	7,505	23,717	54,730	37,133	39,430	9,233
Total of Dyeing and Tanning substances "	2,263	7,100	3,306	2,634	723	32,571	56,439	38,515	42,264	13,128
Fish (excluding canned fish)—										
Fish, dry, unsalted "	620	2,414	1,513	2,839	3,797	31,405	1,31,140	81,650	1,27,444	1,79,790
Fish, dry, salted "	19,155	26,988	31,516	34,408	33,558	5,79,594	8,53,312	9,74,308	10,93,109	10,86,638
Fishmaws and shark-fins "	2,337	2,303	2,410	2,608	2,451	3,91,933	3,31,320	3,49,967	4,09,499	3,16,755
Total of Fish, etc. "	22,112	32,205	35,439	39,355	39,806	10,02,937	13,15,772	14,05,925	16,30,042	15,83,233
Fodder, Bran, and Pollards (excluding oil-cake)—										
Other sorts of Bran and pollards Tons	1,741	4,179	2,244	1,399	3,373	1,57,971	3,32,390	2,07,662	1,34,755	2,44,000
Other sorts of fodder "	..	17	4	12	260	535	610	11
Total of Fodder, Bran, etc. "	1,741	4,196	2,248	1,411	3,373	1,57,971	3,33,150	2,08,197	1,35,365	2,44,011
Fruits and Vegetables—										
Fresh fruits and vegetables—										
Fresh fruits Value	—	—	—	—	—	5,556	2,844	852	2,433	2,044
Fresh vegetables—										
Onions Cwts.	4,853	2,789	1,600	1,550	2,100	24,613	15,759	8,670	8,481	8,973
Other sorts Value	—	—	—	—	—	1,95,912	1,98,229	47,516	99,374	1,11,033
Total of Fresh Fruits and Vegetables "	—	—	—	—	—	2,26,081	2,16,832	57,038	1,10,788	1,23,010
Fruits and Vegetables: dried, salted, or preserved, all sorts Tons	183	83	29	24	46	20,004	8,800	6,996	5,563	7,533
Total of Fruits and Vegetables Value	—	—	—	—	—	2,46,085	2,25,632	64,034	1,16,351	1,30,543
Grain, Pulse, and Flour—										
Barley Tons	838	68,302	127,913	5,467	1,129	99,766	81,98,609	1,52,95,501	6,53,044	1,00,301
Jowar and bajra "	1,154	2,243	431	515	367	1,42,326	2,74,432	53,468	65,546	40,004
Maize "	16	9,396	10,959	15	13	2,230	10,23,398	18,22,490	1,951	1,304
Pulse—										
Gram "	3,904	10,705	7,631	5,970	7,024	14,06,726	15,69,090	11,95,857	10,58,095	9,11,576
Lentils "	53	71	474	385	741	10,504	13,293	68,134	50,745	89,207
Other sorts "	8,972	9,381	12,190	6,509	5,166	13,03,986	13,36,558	17,43,088	9,97,726	6,15,536
Paddy (rice in the husk) "	82	34	21
Misc. not in the husk—										
Boiled rice "	30,636	44,842	48,418	40,326	41,121	64,50,120	88,31,917	94,93,959	77,91,599	69,36,067
Cleaned rice "	2,302	2,302	1,755	2,299	2,137	7,03,563	5,74,790	4,30,549	5,48,073	4,52,930

TRADE AT CHIEF PORT
KARACHI

(142)

No. 12—continued
EXPORTS—continued

INDIAN MERCHANDISE—continued

PRINCIPAL AND OTHER ARTICLES	QUANTITY					VALUE				
	1926-27	1927-28	1928-29	1929-30	1930-31	1926-27	1927-28	1928-29	1929-30	1930-31
						R	R	R	R	R
SIND—continued										
KARACHI—continued										
Grain, Pulse and Flour—continued										
Rice, not in the husk—continued										
Broken cleaned rice Tons	246	162	132	237	386	51,071	20,592	20,369	32,098	50,114
Wheat "	168,769	297,479	109,529	10,743	194,917	2,57,63,281	4,34,62,068	1,59,31,983	15,41,029	1,91,07,641
" flour "	35,264	36,265	33,969	26,478	26,493	74,43,706	73,08,140	67,78,904	52,63,982	39,03,053
Other sorts "	151	187	219	286	344	27,345	34,245	41,045	58,281	54,747
Total of Grain, Pulse, and Flour "	257,795	481,915	359,660	99,230	279,832	4,34,11,524	7,26,96,141	5,28,75,379	1,80,62,198	3,23,12,601
Gums and Resins—										
Rosin Cwts.	9,019	17,740	23,374	41,903	12,449	1,35,270	2,66,137	3,39,825	5,24,980	1,55,410
Other sorts "	11	14	140	124	522	350	1,339	10,256	7,884	26,795
Total of Gums and Resins "	9,030	17,754	23,514	42,027	12,971	1,35,620	2,67,476	3,50,081	5,32,764	1,82,205
Hides and Skins, raw—										
Hides, raw—										
Buffalo hides { Tons 210 1,112 1,448 577 457						1,47,756	10,06,400	14,58,710	5,49,903	3,32,373
" =No. =22,125 =125,210 =161,748 =76,472 =53,088										
Cow hides { Tons 2,228 4,204 4,143 2,214 1,731						22,42,441	55,05,573	58,43,227	27,19,307	16,19,099
" =No. =410,220 =712,208 =715,553 =436,319 =330,000										
Calf skins—										
Buffalo Calf skins { Tons 173 458 424 401 317						1,25,267	4,30,922	4,07,295	3,56,169	2,23,893
" =No. =68,697 =199,939 =175,224 =175,733 =132,056										
Cow Calf skins { Tons 298 704 699 501 390						3,56,681	9,63,549	10,33,902	6,12,599	3,93,688
" =No. =123,114 =265,631 =277,876 =201,417 =147,224										
Other hides { Tons 20 46 77 35 54						5,965	30,249	1,34,649	36,490	31,089
" =No. =1,790 =3,835 =7,332 =8,249 =4,116										
Total of Hides, raw { Tons 2,929 6,524 6,791 3,723 2,949						28,78,710	80,56,693	88,77,783	42,74,458	26,00,342
" =No. =625,946 =1,306,873 =1,337,733 =893,240 =673,084										
Skins, raw—										
Goat skins { Tons 5,075 4,321 5,537 6,414 4,445						70,91,287	61,52,776	78,39,662	97,15,883	64,24,943
" =No. =5,235,626 =4,441,101 =5,680,795 =6,480,311 =4,563,586										
Sheep skins { Tons 108 260 587 638 573						1,34,850	4,00,172	7,25,062	9,42,235	7,80,040
" =No. =153,288 =397,832 =305,237 =957,680 =870,281										
Other skins { Tons 2 6 2 26 2						26,542	92,374	27,276	2,08,568	10,716
" =No. =20,307 =63,377 =23,284 =163,112 =13,795										
Total of Skins, raw { Tons 5,185 4,587 6,126 7,078 5,020						72,52,679	66,51,322	85,92,000	1,08,66,691	72,24,704
" =No. =5,409,219 =4,902,610 =6,509,316 =7,601,103 =5,447,662										
Cuttings of hides and skins, raw Tons	72	356	482	373	117	17,350	63,675	1,02,498	78,400	82,248
Total of Hides and Skins, raw { Tons 8,186 11,467 13,399 11,179 8,086						1,01,48,739	1,47,71,690	1,75,72,281	1,52,19,559	98,57,294
" =No. =6,035,165 =6,209,483 =7,847,049 =8,494,343 =6,120,746										
Kapok Cwts.	10,091	17,279	7,036	5,872	3,173	5,18,775	7,94,455	2,61,210	1,97,701	1,02,165
Las—										
Seed "	274	31	371	197	572	12,367	5,622	30,464	19,500	35,300
Other kinds (excluding lac dye) "	199	579	781	381	455	18,090	52,070	59,113	27,179	13,523
Total of Las "	473	610	1,152	578	1,027	30,957	57,692	89,577	46,679	48,823
Leather—										
Hides, tanned or dressed—										
Buffalo hides { Tons 2						1,324	1,218	5,861	..	600
" =No. =102 =115 =403 .. =41										
Cow hides { Tons 11 13 64 33 5						34,643	33,867	2,13,200	79,485	12,353
" =No. =2,404 =3,414 =17,539 =7,291 =1,232										
Buffalo calf skins { Tons 3 3 10 4 ..						8,131	9,974	25,330	7,939	..
" =No. =1,055 =2,153 =6,674 =1,986 ..										
Cow calf skins { Tons 11 8 22 6 ..						36,414	20,574	83,941	20,179	19,902
" =No. =6,782 =4,382 =18,254 =4,097 =5,115										
Total of Hides, tanned or dressed { Tons 25 24 98 43 11						80,512	65,638	3,23,382	1,07,608	32,860
" =No. =10,348 =10,064 =37,920 =13,374 =6,388										
Skins, tanned or dressed—										
Goat skins { Tons 91 75 60 34 28						3,97,522	3,41,162	2,69,095	1,63,147	1,20,282
" =No. =222,157 =205,955 =186,644 =121,116 =95,670										

No. 12—continued
EXPORTS—continued

INDIAN MERCHANDISE—continued

PRINCIPAL AND OTHER ARTICLES	QUANTITY					VALUE				
	1925-27	1927-28	1928-29	1929-30	1930-31	1925-27	1927-28	1928-29	1929-30	1930-31
BIND—continued						R	R	R	R	R
KARACHI—continued										
Leather—continued										
Skins, tanned or dressed—contd:										
Sheep skins.	Tons 85	111	110	122	96	3,68,322	5,05,362	5,03,476	5,68,591	4,11,478
=No. =230,018	=313,078	=327,360	=374,651	=256,136						
Other skins	Tons 10	7	14	26	12	1,79,751	1,62,809	2,62,385	4,66,371	1,81,132
=No. =34,672	=45,104	=167,445	=404,608	=174,367						
Total of Skins, tanned or dressed	Tons 186	198	164	162	186	8,45,595	10,09,338	10,81,966	11,96,809	7,12,887
=No. =527,847	=565,037	=681,449	=906,375	=526,178						
Other sorts	Value —	—	—	—	—	4,732	3,800	18,251	19,900	3,894
Total of Leather	—	—	—	—	—	9,30,839	10,78,266	18,78,489	13,24,312	7,49,641
Manures—										
Bones, crushed	Tons 25,044	24,646	24,216	25,397	26,028	25,99,242	26,72,329	25,05,443	26,77,893	29,22,099
Bone meal	17,007	16,490	12,178	11,094	10,987	11,43,064	11,43,558	5,94,679	7,61,877	6,79,815
Fish manures	1,140	1,777	2,183	2,888	3,212	92,173	1,37,626	2,76,805	3,96,294	4,59,560
Other kinds	85	1,777	239	258	100	3,493	100	23,572	22,377	..
Total of Manures	43,226	42,913	38,861	39,577	41,127	38,37,972	39,53,623	37,00,299	38,58,941	40,61,47
Metals and Ores—										
Chromite (Chrome iron ore)	14,150	20,986	23,250	9,400	11,020	4,24,510	6,29,480	6,97,500	2,82,000	3,30,975
Iron or Steel—										
Manufactures—										
Nails, screws, rivets and washers	5	3	1	1	5	1,499	1,419	1,126	989	823
Other manufactures of iron or steel	3	2	1	..	3	1,047	1,173	445	370	809
Total of Iron or Steel	8	5	2	1	8	2,546	2,592	1,572	1,359	1,632
Ores unenumerated	1	150	..
Total of Metals	8	5	2	1	8	2,546	2,592	1,572	1,359	1,632
Total of Ores	14,150	20,986	23,250	9,400	11,020	4,24,510	6,29,480	6,97,500	2,82,150	3,30,575
Total of Metals and Ores	14,158	20,991	23,252	9,402	11,028	4,27,056	6,32,072	6,99,072	2,88,509	3,32,207
Oils—										
Animal	Cwts. 42	..	38	218	3	573	..	928	4,646	60
Gals. 523	..	472	2,712	37						
Essential	Cwts.	122	295	..
Gals.	13	..						
Mineral—										
Kerosene	4	6,200	13	3,700	6
Petroleum dangerous flashing below 70° F. including petrol, benzine and benzol	944	2,900	2,093	3,505
Other sorts	240	429	5	443	..	686	557	8	373	..
Total of Mineral oils	1,188	9,529	13	443	..	2,782	7,762	14	378	..
Vegetable, non-essential—										
Mustard or Rape	Cwts. 151	109	160	81	73	4,548	3,608	4,824	2,459	1,829
Gals. 1,873	1,358	1,998	1,022	914						
Sesamum (oil or jinjill)	Cwts. 295	445	1,866	1,699	2,352	10,721	14,737	64,722	51,458	69,526
Gals. 3,684	5,538	23,230	21,144	85,498						
Other sorts	Cwts. 165	288	708	253	274	6,168	3,443	20,959	7,404	17,096
Gals. 2,050	3,582	8,813	3,143	3,412						
Total of Vegetable, non-essential Oils	Cwts. 611	842	2,734	2,038	3,199	21,432	26,788	90,505	61,331	78,457
Gals. 7,607	10,478	34,041	25,314	39,824						
Total of Oils	Gals. 9,318	20,007	34,526	28,483	39,861	25,087	34,550	91,447	66,640	78,501
Oilcakes—										
Coconut cake	Tons 2,172	1,783	2,290	2,700	2,718	1,99,176	1,92,476	3,17,036	3,21,640	2,01,894
Other sorts	7	115	15	..	34	780	13,654	4,345	5	1,505
Total of Oilcakes	2,179	1,898	2,305	2,700	2,747	1,99,956	2,06,130	3,21,381	3,21,645	2,03,401
Paints and painters' materials—										
Painters' materials	Value —	—	—	—	—	49,791	3,20,458	3,92,318	3,09,959	2,32,201
Provisions and Oilman's stores—										
Ghi	Cwts. 1,674	289	1,501	180	33	1,29,649	10,354	1,06,950	9,399	2,543
Other sorts	1,090	1,503	2,078	1,375	620	33,251	35,292	44,477	27,633	12,426
Total of Provisions, etc.	2,764	1,742	3,579	1,555	653	1,67,900	54,646	1,51,427	37,032	14,969

TRADE AT CHIEF PORT
KARACHI

(144)

No. 12—continued
EXPORTS—continued

INDIAN MERCHANDISE—continued

PRINCIPAL AND OTHER ARTICLES	QUANTITY					VALUE				
	1926-27	1927-28	1928-29	1929-30	1930-31	1926-27	1927-28	1928-29	1929-30	1930-31
SEEDS—continued						R	R	R	R	R
KARACHI—continued										
Seeds—										
Oil-seeds—										
Essential—										
Cumin (other than black)	2	..	1	110	172	2,537	..	1,122
Fennugreek	73	33	4	1	1	23,784	8,939	1,553	630	251
Other sorts	1	1	2	3	0	1,148	1,448	2,163	3,098	24,125
Total of Essential seeds	74	34	6	4	1	24,042	10,559	6,253	3,728	25,498
Non-essential—										
Castor	492	170	1,266	623	35	98,300	33,212	2,74,538	1,37,041	5,150
Copra	1	1	3	..	3	1,897	1,665	2,681	1,339	1,487
Cotton	6,720	18,927	4,187	2,044	6	6,61,759	19,21,329	3,87,972	2,12,066	711
Groundnuts	32	30	104	112	118	6,301	5,612	22,497	27,394	20,973
Mustard	15	17	107	99	144	3,565	3,476	20,353	21,748	21,405
Poppy	72	20	..	21,689
Rape	80,176	60,064	63,570	42,400	31,951	2,06,71,238	1,32,59,256	1,46,48,617	87,40,487	49,96,755
Sesamum (til or jinjill)	66	798	1,091	275	118	21,261	2,57,021	3,05,723	71,167	25,292
Other sorts	80	..	1,500
Total of Seeds, non-essential	97,502	79,997	75,323	45,553	32,442	2,14,64,321	1,54,86,571	1,56,62,431	92,11,242	50,94,969
Total of Oil-seeds	97,576	80,031	75,386	45,557	32,450	2,14,83,363	1,54,97,180	1,56,68,684	92,14,965	51,20,467
Seeds other than Oil-seeds	120	167	138	103	235	31,841	35,960	35,823	44,613	52,289
Total of Seeds	97,696	80,198	75,474	45,660	32,685	2,15,20,204	1,55,38,090	1,57,04,507	92,59,579	51,72,747
Spices—										
Cardamoms	12	8	3	92	..	2,120	862	425
Pepper	79	25	20	16	42	6,604	1,247	1,598	980	1,970
Other sorts	401	866	2,101	570	660	10,433	27,353	39,615	13,752	14,203
Total of Spices	490	891	2,133	594	705	17,124	28,600	43,323	15,494	16,601
Tea—										
Black	18,141	15,311	13,522	16,094	16,517	18,945	14,314	12,968	15,246	13,755
Textiles—										
Cotton—										
Raw	146,995	181,558	143,600	205,150	180,998	1359,44,220	12,62,68,236	14,26,40,494	15,68,29,462	9,54,95,575
Waste	9	9	6	42	24	302	450	260	1,382	482
Twist and Yarn	10,559	5,790	2,644	3,155	1,826	5,422	3,962	2,350	2,670	1,460
Manufactures—										
Piece-goods—										
Grey (unbleached)—										
Shirtings	2,936	12,100	..	1,464	3,960	..
Other sorts	..	1,900	600
Total of Grey (unbleached)	2,936	1,900	..	12,100	..	1,464	600	..	3,960	..
White (bleached)	6,780	7,430	13,672	19,145	8,800	2,240	2,705	3,627	5,100	1,000
Coloured, printed, or dyed	321,515	264,868	362,264	295,226	352,048	1,31,151	97,650	1,23,980	1,08,063	89,440
Other sorts of manufactures	1,07,271	1,23,885	1,01,946	1,00,013	1,03,774
Total of Cotton manufactures	2,42,126	2,29,340	2,29,553	2,12,136	1,99,214
Total of Cotton	13,61,92,070	12,65,02,513	14,29,72,057	15,70,45,650	9,56,96,731
Flax manufactures	1,000	60
Haberdashery and Millinery	16,765	14,451	3,623	32,237	87,393
Jute—										
Manufactures—										
Sacking Gunny bags	56,050	66,969	103,284	133,433	64,715	26,710	25,728	61,798	53,310	24,028
Rope and Twine	190	80	117	77	101	5,270	2,427	3,641	2,320	2,015
Other kinds	6,740	5,169	2,350	3,444	3,900
Total of Jute manufactures	38,729	33,324	67,789	59,074	30,843
Total of Jute, raw and manufactures	38,729	33,324	67,789	59,074	30,843

* Of 400 lbs.

No. 12—continued
EXPORTS—continued

INDIAN MERCHANDISE—concluded

PRINCIPAL AND OTHER ARTICLES	QUANTITY					VALUE				
	1926-27	1927-28	1928-29	1929-30	1930-31	1926-27	1927-28	1928-29	1929-30	1930-31
SIND—continued						R	R	R	R	R
KARACHI—continued										
Textiles—continued										
Silk—										
Raw—										
Mulberry silk (excluding Tasar and other wild silks)—										
Raw Lbs.	103,038	119,811	1,27,588	141,791	4,820	15,75,615	17,59,208	14,80,009	17,23,072	42,555
Chasam or waste . . "	148,284	129,227	70,970	205,877	94,456	3,73,151	3,17,983	1,16,000	3,01,352	1,47,806
Cocoons "	55,166	238,906	145,403	44,513	44,689	1,16,530	5,61,202	3,23,978	1,27,220	55,100
Total of Mulberry silk "	306,488	487,944	348,956	391,981	143,965	20,65,296	26,38,393	19,25,987	21,51,644	2,45,461
Total of Silk Raw "	306,488	487,944	348,956	391,981	143,965	20,65,296	26,38,393	19,25,987	21,51,644	2,45,461
Manufactures Value	—	—	—	—	—	1,200
Total value of Silk . . "	—	—	—	—	—	20,66,496	26,38,393	19,25,987	21,51,644	2,45,461
Wool—										
Raw Lbs.	26,514,271	30,005,055	31,732,412	25,734,015	17,115,375	2,29,90,579	2,60,96,900	2,78,83,569	2,29,13,514	1,43,95,447
Manufactures—										
Carpets and rugs . . "	17,825	21,498	20,283	103,973	227,962	45,862	78,180	67,309	3,69,663	5,36,926
Shawls No.	3,720	2	22,320	130
Other sorts Value	—	—	—	—	—	365	250	..
Total of Woollen manufactures "	—	—	—	—	—	68,547	78,360	67,309	3,69,913	5,36,926
Total of Wool "	—	—	—	—	—	2,30,59,126	2,61,75,160	2,79,50,878	2,32,83,427	1,49,32,373
Other textiles "	—	—	—	—	—	..	50	90
Total of Textiles "	—	—	—	—	—	16,13,73,186	15,58,63,906	17,23,21,024	18,25,73,032	11,09,92,866
Tobacco—										
Unmanufactured . . Lbs.	8,896	41,748	85,240	58,960	47,036	1,575	7,119	13,839	7,657	4,854
Manufactured—										
Cigars "	1,613	2,344	1,589	2,200	..
Cigarettes "
Other sorts "	15,608	12,623	13,714	12,381	13,324	12,524	11,339	12,347	11,591	11,737
Total of Tobacco "	24,504	54,371	100,567	73,685	60,360	14,099	18,458	27,775	21,448	16,591
Food and Timber—										
Teak wood Onbe Tons	73	13	13	5	19	13,023	2,681	3,110	1,470	5,451
Firewood Tons	719	984	1,268	1,618	397	17,729	21,327	25,602	30,506	6,080
Ornamental Wood—										
Other kinds Value	—	—	—	—	—	267
Other kinds of Wood and Timber "	—	—	—	—	—	15,255	3,348	3,207	2,353	2,728
Manufactures of Wood, other than furniture and cabinetware "	—	—	—	—	—	7,153	15,474	8,818	12,878	3,648
Total of Wood and Timber "	—	—	—	—	—	53,160	42,830	46,004	47,207	17,852
Postal Articles "	—	—	—	—	—	5,06,711	6,51,576	4,82,972	4,72,773	3,38,244
Other articles of merchandise—										
Unmanufactured "	—	—	—	—	—	15,97,144	20,09,408	23,18,205	22,82,525	13,46,133
Manufactured "	—	—	—	—	—	7,99,192	7,60,334	7,09,967	8,85,651	6,92,773
GRAND TOTAL (EXCLUSIVE OF GOVERNMENT STORES) "	—	—	—	—	—	24,76,29,603	27,18,67,431	27,24,63,137	23,85,59,629	16,96,80,056

TRADE AT CHIEF PORT
KARACHI

(146)

No. 12—continued
EXPORTS—continued

GOVERNMENT STORES

PRINCIPAL AND OTHER ARTICLES	QUANTITY					VALUE				
	1926-27	1927-28	1928-29	1929-30	1930-31	1926-27	1927-28	1928-29	1929-30	1930-31
SIND—continued KARACHI—continued						R	R	R	R	R
Grain, Pulse and Flour— BarleyTons	259	341	14	39	..	39,082	42,487	1,664	5,090	..
Gram"	219	275	9	50	37	31,252	35,913	1,234	7,416	5,654
Rice, not in the husk . . ."	2	3	2	345	633	362	..	0
Wheat"	300	393	58,545	60,691	30
" flour"	1,159	693	277	257	217	2,34,072	1,10,519	53,120	51,853	33,241
Other sorts"	182	113	9	37	3	29,010	23,295	1,480	7,251	1,080
Total of Grain, Pulse and Flour ..	2,121	1,721	311	383	257	3,92,808	2,82,448	57,860	71,610	45,001
All other articles— Unmanufactured . . .Value	—	—	—	—	—	11,589	18,061	1,863	22	201
Manufactured"	—	—	—	—	—	4,847	4,088	3,201	1,856	2,601
GRAND TOTAL OF GOVERNMENT STORES . . .Value	—	—	—	—	—	4,08,542	3,04,597	61,924	73,488	47,871

ABSTRACT (EXPORTS OF INDIAN PRODUCE AND MANUFACTURES)

ARTICLES.	QUANTITY					VALUE.				
	1926-27	1927-28	1928-29	1929-30	1930-31	1926-27	1927-28	1928-29	1929-30	1930-31
Cotton, rawValue	—	—	—	—	—	R 13,59,44,220	R 12,02,08,266	R 14,26,40,494	R 15,08,29,462	R 9,54,95,575
Grain, Pulse and flour . . ."	—	—	—	—	—	4,34,11,524	7,26,96,141	5,23,75,379	1,80,62,193	3,23,12,601
Seeds"	—	—	—	—	—	2,15,20,204	1,55,33,090	1,57,04,507	92,59,578	51,72,747
Indigo"	—	—	—	—	—	500	450
Other articles"	—	—	—	—	—	4,67,53,215	5,73,09,484	6,12,42,807	5,44,08,396	3,06,99,133
Total ..	—	—	—	—	—	24,76,29,663	27,18,07,431	27,24,63,187	23,85,59,629	16,90,80,050

FOREIGN MERCHANDISE

PRINCIPAL AND OTHER ARTICLES	QUANTITY					VALUE				
	1926-27	1927-28	1928-29	1929-30	1930-31	1926-27	1927-28	1928-29	1929-30	1930-31
Apparel (including drapery, uniforms, and accoutrements but excluding hosiery and boots and shoes)Value	—	—	—	—	—	R 1,59,500	R 1,11,551	R 99,005	R 1,05,025	R 1,75,203
Coal and cokeTons	4,476	4,252	4,211	6,505	6,501	98,483	1,02,096	95,274	1,34,120	1,31,166
Drugs and medicines . . .Value	—	—	—	—	—	3,737	9,722	7,264	4,515	4,254
Dyeing and Tanning substances— Dyes obtained from coal tar— AnilineLbs.	2,198	37,688	1,058	474	3,248	4,894	61,460	2,500	1,460	3,500
Others"	20	280	308	112	728	35	420	236	60	960
Fruits and Vegetables— Fresh Fruits and Vegetables Value	—	—	—	—	—	8,546	7,600	2,903	5,910	3,028
Fruits and Vegetables: dried, salted, or preserved— DatesTons	293	166	173	217	40	34,005	20,373	17,839	23,567	4,283
Other sorts"	551	879	263	315	351	3,95,426	5,40,341	3,30,412	2,07,304	2,74,201
Total of Fruits and Vegetables: dried, salted or preserved ..	849	1,045	436	532	391	4,30,041	5,60,714	3,48,251	2,30,871	2,78,574
Total of Fruits and Vegetables . . .Value	—	—	—	—	—	4,38,587	5,68,314	3,51,154	2,36,781	2,81,602
Furniture and Cabinet ware Grain, Pulse and flour— WheatTons	4,290	..	13,573	32,217	25,552	35,797	1,22,848
Hardware, (excluding Cutlery and Electroplated ware)"	—	—	—	—	—	1,14,014	1,34,608	1,25,316	1,42,334	1,35,390
Leather— Skins, tanned or dressed { Tons { No. =24,160 =23,774 =59,509 =69,208 =1,51,116 } HwroughtCwts.	6	15
ManufacturesValue	—	—	—	—	—	6,085	656	924	2,168	3,121
Total of Leather"	—	—	—	—	—	6,085	656	924	2,168	3,121
Machinery and Millwork . . .Value	—	—	—	—	—	1,47,324	1,13,859	5,36,655	2,69,927	5,75,975
MatchesGross of boxes	11,850	9,925	40,850	3,950	7,065	54,086	44,268	73,450	63,837	47,975
						27,230	24,381	99,292	6,612	17,031

No. 12—continued
EXPORTS—continued

FOREIGN MERCHANDISE—continued

PRINCIPAL AND OTHER ARTICLES	QUANTITY					VALUE				
	1926-27	1927-28	1928-29	1929-30	1930-31	1926-27	1927-28	1928-29	1929-30	1930-31
<i>SIND—continued</i>						R	R	R	R	R
<i>KARACHI—continued</i>										
Metals and ores—										
Brass—										
Wrought Cwts.	2	..	1,947	3,432	..	120	50	57,000	1,41,127	..
Copper—										
Sheets and other manufactures Cwts.	65	2	3,896	187
Iron or Steel—										
Bars and channels Tons	19	65	55	16	9	4,042	11,892	9,604	9,337	1,805
Nails, screws, rivets, and washers "	1	..	1	5	3	817	601	500	1,737	1,837
Old, for remanufacture "	250	2,680	12,919	18,648	8,607	7,500	52,839	4,01,733	7,34,998	3,96,576
Sheets and Plates—										
Galvanised "	8	17	1	2	1	982	3,543	340	571	248
Tinned "	102	1	72,804	230	..	3	..
Not galvanised or tinned, "	12	10	..	20	..
Total of Sheets, etc. "	165	18	1	2	1	73,798	3,783	340	594	248
Other manufactures of iron or steel "	52	56	49	88	52	11,467	11,951	9,529	16,925	13,046
Total of Iron or Steel. "	487	2,769	13,025	18,764	8,672	97,624	81,066	4,21,763	7,57,591	4,13,512
Other metals and ores "	79	1	80	64	..	65,005	273	53,704	39,457	1,0
Total of Metals and ores. "	566	2,770	13,202	18,903	8,672	1,62,749	81,889	5,33,070	9,42,071	4,13,879
Oils—										
Essential (Lbs. & Gals.)	455 } 50 }	2,038
Mineral—										
Kerosene Gals.	1,040	5,541	8,102	4	1,760	1,040	3,999	6,054	3	1,370
Other kinds. "	39,070	737,135	933,604	1,149,676	392,930	11,808	2,04,377	2,16,542	2,06,527	92,224
Other sorts of oils (Lbs. & Gals.)	102	17 } 230 }	12 } 151 }	21 } 290 }	16 } 229 }	420	839	519	1,013	995
Total of Oils. "	39,212	742,006	941,857	1,149,970	394,869	13,268	2,09,215	2,23,115	2,07,543	96,727
Provisions and oilman's stores Cwts.	1,338	1,017	8,417	249	334	71,049	50,098	3,54,938	12,823	24,914
Rubber, manufactures Value	—	—	—	—	—	5,942	1,235	35,112	25,21,189	25,26,368
Soap Cwts.	77	120	90	187	195	3,551	3,967	3,821	5,239	3,796
Sugar—										
Sugar, 16 Dutch standard and above Tons	5,536	4,340	6,174	1,928	—	17,27,184	11,08,920	12,27,722	3,46,528	—
Sugar, 23 Dutch standard and above "	—	—	—	—	843	—	—	—	—	1,16,509
Sugar, below 23 Dutch standard but not below 16 Dutch standard "	—	—	—	—	13	—	—	—	—	2,188
Textiles—										
Cotton—										
Raw Tons	383
Twist and Yarn Lbs.	..	12	168	572	15	150	440	..
Manufactures—										
Canvas Yards	1,302	131	..	75	600	1,064	380	..	40	420
Handkerchiefs and shawls in the piece No.	31,201	75,619	—
Hosiery Value	—	—	—	—	—	4,820	2,103	2,045	5,230	2,885
Piecegoods—										
Grey (unbleached) Yards	151,354	51,221	91,960	86,382	11,200	58,023	13,425	27,040	21,672	3,620
White (bleached) "	473,500	434,658	428,227	2,90,976	215,129	1,42,867	1,14,267	1,08,991	77,989	54,489
Coloured, printed, or dyed "	2,040,683	2,078,566	1,984,387	1,266,584	675,613	7,73,982	7,47,067	6,99,506	4,63,839	2,22,997
Ferts of all descriptions "	4,000	2,705	575	4,110	3,750	2,000	1,800	350	2,252	1,379
Total of Piecegoods "	2,674,487	2,507,145	2,505,149	2,648,052	904,692	9,76,872	8,76,559	8,35,887	5,65,793	2,82,455
Other manufactures Value	—	—	—	—	—	6,383	3,744	175	2,650	11,125
Total of Cotton manufactures "	—	—	—	—	—	10,64,258	8,82,786	8,38,108	5,73,713	2,96,915
Total of Cotton "	—	—	—	—	—	10,64,258	8,82,801	8,38,258	5,74,153	2,97,248
Flax—										
Manufactures—										
Other sorts (including bags and sacks). "	—	—	—	—	—	13,822	16,375	8,327	12,130	4,720
Haberdashery and Millinery "	—	—	—	—	—	37,345	45,882	39,009	85,751	18,953
Silk—										
Raw Lbs.	31,333	520	1,245	87	..	30,245	2,350	8,310	575	..
Manufactures—										
Silk piecegoods Yards	200	60	..	7,975	79,501	400	135	..	9,845	9,235
Other manufactures Value	—	—	—	—	—	39	2,670	..	300	400
Total of Silk, raw and manufactures "	—	—	—	—	—	30,675	5,155	8,310	10,750	9,635

*Shown under sub-heads from 1930-31.

TRADE AT CHIEF PORT
KARACHI

(148)

No. 12—continued
EXPORTS—concluded

FOREIGN MERCHANDISE—concluded

PRINCIPAL AND OTHER ARTICLES	QUANTITY					VALUE				
	1926-27	1927-28	1928-29	1929-30	1930-31	1926-27	1927-28	1928-29	1929-30	1930-31
<i>SIND—concluded</i>						R	R	R	R	R
<i>KARACHI—concluded</i>										
<i>Textiles—contd.</i>										
Wool—										
Raw	9,060,753	7,010,303	7,092,379	4,069,510	3,336,495	73,53,351	58,52,782	71,74,150	41,85,041	21,55,3
Manufactures—										
Piece-goods Yds.	8,786	6,239	6,066	3,164	3,495	30,596	22,470	24,092	11,289	9,4
Other sorts Value	—	—	—	—	—	43,32,397	37,10,745	49,98,800	58,48,255	29,94,8
Total Manufactures . . "	—	—	—	—	—	43,62,993	37,33,215	50,22,982	53,59,544	30,04,2
Total of Wool, raw and manufactures . . "	—	—	—	—	—	1,17,16,344	95,85,997	1,21,97,132	95,45,485	51,59,5
Other textiles "	—	—	—	—	—	40,127	44,045	51,486	20,784	22,8
Total of Textiles "	—	—	—	—	—	1,29,02,571	1,05,80,261	1,31,42,521	1,01,09,023	65,12,0
Tobacco—										
Manufactured Lbs.	802	1,436	3,489	5,528	982	4,114	6,334	15,965	26,562	6,7
Vehicles (excluding Locomotives, etc., for Railways) Carriages and Carts (excluding railway carriages) Value	—	—	—	—	—	300	2,040	180	450	—
Ships, and parts thereof . . "	—	—	—	—	—	—	10,200	360	6,500	21,8
Other kinds "	—	—	—	—	—	1,35,949	91,745	2,12,464	1,98,007	1,42,20
Total of Vehicles, etc., . . "	—	—	—	—	—	1,36,249	1,03,985	2,12,994	2,04,957	1,64,07
Wood and Timber—										
Other kinds of wood and timber "	—	—	—	—	—	4,718	2,522	4,835	3,259	3,15
Manufactures of Wood, other than furniture and cabinetware . . "	—	—	—	—	—	1,87,514	1,75,913	2,96,557	2,32,866	1,98,22
Total of Wood and Timber "	—	—	—	—	—	1,92,232	1,78,435	3,01,392	2,36,125	1,96,38
All other Articles of Merchandise—										
Unmanufactured "	—	—	—	—	—	1,49,919	92,839	87,388	2,56,455	2,14,26
Manufactured "	—	—	—	—	—	3,39,044	2,28,862	2,14,468	2,09,638	2,69,7
GRAND TOTAL (EXCLUSIVE OF GOVERNMENT STORES) . . "	—	—	—	—	—	1,67,69,395	1,39,48,036	1,77,73,194	1,66,71,547	1,10,43,710

GOVERNMENT STORES

PRINCIPAL AND OTHER ARTICLES	QUANTITY					VALUE				
	1926-27	1927-28	1928-29	1929-30	1930-31	1926-27	1927-28	1928-29	1929-30	1930-31
<i>Arms, Ammunition, and Military Stores—</i>						R	R	R	R	R
Firearms, and parts thereof Value	—	—	—	—	—	—	—	5,830	390	—
Other sorts "	—	—	—	—	—	45,304	2,156	12,065	19,744	11,818
Total of Arms, etc., . . "	—	—	—	—	—	45,304	2,156	18,495	19,934	11,818
<i>Machinery and millwork</i> "	—	—	—	—	—	10,333	9,215	11,353	906	10,389
<i>Metals and ores</i> "	—	—	—	—	—	1,600	—	—	—	952
<i>Telegraphs, materials for construction of</i> "	—	—	—	—	—	42,904	76,763	44,457	43,272	31,663
All Other Articles—										
Unmanufactured "	—	—	—	—	—	3,471	3,795	4,304	4,498	11,000
Manufactured "	—	—	—	—	—	87,957	1,61,627	3,59,306	1,49,054	1,38,068
GRAND TOTAL OF GOVERNMENT STORES . . "	—	—	—	—	—	1,91,569	2,53,556	4,38,415	2,17,664	2,05,420

No. 12—continued

IMPORTS

PRINCIPAL AND OTHER ARTICLES	QUANTITY					VALUE				
	1926-27	1927-28	1928-29	1929-30	1930-31	1926-27	1927-28	1928-29	1929-30	1930-31
ADRS— FORT ST. GEORGE— Animals, living— Horses No.	30	47	26	35	61	30,890	48,300	43,745	81,337	1,57,992
Other kinds "	225	251	192	304	336	33,347	27,541	24,811	23,728	23,813
Total of Animals, living "	255	298	218	339	397	64,237	75,841	68,556	1,05,065	1,81,805
Apparel (excluding hosiery and boots and shoes)— Apparel (including drapery, uni- forms, accoutre- ments) Value	—	—	—	—	—	2,04,146	2,02,258	2,15,135	2,71,495	1,05,876
Gold and silver thread "	—	—	—	—	—	7,97,845	6,72,047	10,45,227	12,09,676	8,92,018
Hats, caps, bon- nets and hatter's ware "	—	—	—	—	—	81,617	65,747	63,800	61,623	47,714
Lametta Lbs.	37,437	48,614	112,764	99,920	57,952	76,412	87,471	1,04,668	1,57,128	80,750
Other kinds Value	—	—	—	—	—	—	610	6,216	25,794	20,840
Total of Apparel "	—	—	—	—	—	11,59,520	10,84,128	14,05,106	17,25,716	12,07,198
Arms, ammunition, and military stores— Cartridge cases—† Filled No.	918,071	1,102,487	—	—	—	50,081	71,992	—	—	—
Empty "	127,550	46,880	—	—	—	4,168	2,311	—	—	—
Shot gun cartridges filled "	—	—	212,795	438,200	451,882	—	—	15,861	30,847	32,284
Rifle and other cart- ridges filled "	—	—	702,934	583,160	529,912	—	—	48,898	28,689	23,537
Empty "	—	—	21,252	31,100	2,500	—	—	867	447	85
Total of Cartridge cases "	1,045,621	1,149,367	936,981	1,052,460	984,294	64,149	74,303	65,026	59,783	55,906
Explosives— Blasting fuse { Lbs. 130,620 165,080 185,265 202,221 143,595 } { No. of coils 405,300 531,000 641,800 712,700 475,300 } " gelatine Lbs. 255,000 250,000 375,000 350,450 265,750 Dynamite " 55,000 75,000 85,050 120,000 70,000 Gelatine dyna- mite " 261,250 247,750 333,500 140,500 266,550 Other Nitro com- pound explosives " — — 48,000 — — Detonators No. 2,326,400 3,084,024 2,652,000 2,724,360 2,482,500 Others Lbs. 1,800 2,385 1,500 135,698 50,461	1,52,494	1,09,332	2,08,571	1,93,884	1,59,260					
Total of Explo- sives Value	—	—	—	—	—	6,40,998	7,03,965	9,25,408	8,24,640	6,04,837
Fire arms, and parts thereof— Fire arms No.	1,757	2,529	1,504	1,805	1,270	67,896	90,050	57,784	67,332	46,798
Parts of firearms Value	—	—	—	—	—	1,169	4,360	1,715	669	460
Total of fire arms, etc. "	—	—	—	—	—	69,065	94,410	59,499	68,051	47,258
Other sorts "	—	—	—	—	—	26,814	20,752	13,744	14,375	16,445
Total of Arms, Ammunition, and Military Stores "	—	—	—	—	—	8,01,026	8,03,430	10,64,277	8,66,840	8,14,416
Asbestos— Manufactures— Asbestos packing "	—	—	—	—	—	36,239	27,093	20,270	58,306	29,785
Other manufactures "	—	—	—	—	—	2,40,904	5,80,879	3,37,225	3,50,207	2,78,320
Total Asbestos "	—	—	—	—	—	2,77,143	6,07,972	3,57,495	4,09,013	3,08,115
Beltting for machinery— Of cotton "	—	—	—	—	—	52,528	78,452	1,75,868	2,55,277	1,62,790
" leather "	—	—	—	—	—	1,67,572	1,21,939	1,74,540	1,98,995	1,34,210
" other materials "	—	—	—	—	—	4,50,276	3,05,680	2,37,200	2,09,292	1,55,933
Total of Beltting for machinery "	—	—	—	—	—	6,70,376	5,01,071	5,87,617	6,63,564	4,52,933
Bobblins "	—	—	—	—	—	84,782	42,446	49,287	62,808	1,26,459
Books, printed, and printed matter (not being station- ery), including maps and charts Cwts.	3,514	3,550	3,929	4,525	4,301	7,55,230	7,81,562	8,56,785	9,73,405	9,39,051
Boots and Shoes— Canvas shoes with rubber soles Pairs	—	—	21,528	84,382	224,070	—	—	49,432	1,34,176	2,16,854
Of leather "	13,720	14,094	15,781	15,931	8,989	92,809	90,740	14,211	1,22,711	57,657
" other materials "	16,525	27,370	17,053	112,901	170,817	42,213	84,074	41,162	1,00,424	1,06,866
Total of Boots and shoes "	30,245	42,464	54,310	213,214	404,486	1,35,022	1,54,814	1,85,518	3,57,341	3,75,377

† Shown under Sub-heads from 1928-29.

TRADE AT CHIEF PORT
FORT ST. GEORGE

(150)

No. 12—continued
IMPORTS—continued

PRINCIPAL AND OTHER ARTICLES	QUANTITY					VALUE				
	1926-27	1927-28	1928-29	1929-30	1930-31	1926-27	1927-28	1928-29	1929-30	1930-31
MADRAS—continued										
FORT ST. GEORGE—continued										
Brushes and Brooms—										
Brushes—										
Paint and Varnish Brushes Doms.	9,961	13,166	9,694	13,182	8,976	42,139	37,146	33,371	49,889	28,614
Toilet Brushes "	7,952	7,642	13,012	11,434	10,708	43,001	41,180	43,001	56,512	49,122
Other Brushes "	9,586	14,856	17,451	15,230	12,596	26,808	40,916	53,691	30,442	35,995
Total of Brushes "	27,498	34,663	40,157	39,846	32,270	1,11,948	1,10,242	1,40,123	1,45,843	1,13,731
Brooms "	226	213	25	36	14	2,705	2,265	303	579	180
Total of Brushes and Brooms "	27,724	34,876	40,182	39,934	32,284	1,14,743	1,21,507	1,40,426	1,46,422	1,13,911
Building and Engineering materials, other than of iron, steel, or wood—										
Asphalt Tons	224	1,138	927	1,216	2,302	23,005	1,06,057	95,770	1,25,101	2,19,231
Bricks—										
Bricks (other than fire bricks) No.	12,112	6	260	30,905	..	307	8	130	18,404	..
Fire bricks "	116,812	179,878	82,622	82,372	86,289	26,408	48,608	18,420	37,010	16,524
Total of Bricks "	128,924	179,884	82,882	113,277	86,289	26,715	48,616	18,550	55,414	16,524
Cement—										
Portland Tons	18,398	12,797	21,956	20,537	14,815	10,13,783	7,00,883	11,23,082	10,21,558	7,10,617
Other kinds "	139	187	283	103	60	27,120	30,254	22,141	38,580	23,383
Total of Cement "	18,537	12,984	22,189	20,700	14,875	10,40,912	7,31,137	11,45,223	10,60,138	7,34,000
Files No.	493,000	426,044	994,017	933,766	1,130,774	85,337	1,08,745	1,61,537	1,35,446	1,48,504
Other kinds Value	—	—	—	—	—	3,23,286	1,53,787	1,29,356	1,99,506	1,57,536
Total of Building and Engineering materials, other than of iron, steel, or wood "	—	—	—	—	—	14,99,255	11,53,342	15,51,036	15,75,605	12,70,793
Buttons of all sorts—										
Metal "	—	—	—	—	—	83,782	85,068	1,07,399	1,67,344	96,520
Other sorts "	—	—	—	—	—	55,628	86,002	79,537	77,490	30,413
Total of Buttons "	—	—	—	—	—	1,39,410	1,72,068	1,86,936	2,44,834	1,26,933
Candles of all kinds Lbs.	190,411	257,204	85,787	183,190	95,927	94,290	1,27,247	39,679	90,935	47,822
Canes and Mattans Cwts.	2,204	1,343	1,429	1,898	1,595	53,825	30,870	29,984	40,699	32,551
Chemicals and Chemical preparations (excluding chemical manures and medicines)—										
Acids—										
Tartaric "	118	155	211	278	296	9,871	15,570	21,833	29,804	23,903
Other sorts "	836	1,063	1,232	2,727	2,491	37,434	39,083	44,293	78,295	66,576
Total of Acids "	954	1,218	1,443	3,005	2,787	47,305	54,653	66,126	1,08,099	90,479
Alum "	4,872	3,721	5,376	4,675	2,531	33,089	24,551	38,894	33,357	18,204
Aluminous Sulphates "	4,033	6,005	8,236	8,814	8,271	20,420	31,776	30,140	42,288	38,052
Ammonia and salts thereof "	1,203	1,974	1,607	1,250	1,769	40,242	60,787	50,006	35,338	50,751
Bleaching Materials—										
Bleaching Powder (calcium hypochlorite chloride of lime) "	3,615	3,940	4,348	3,016	3,712	37,768	51,414	54,953	67,953	74,493
Carbide of Calcium "	1,631	1,495	2,419	4,020	3,633	28,528	23,386	38,721	56,642	53,641
Copper Sulphate "	1,042	348	3,782	2,662	2,811	19,645	6,724	34,253	53,506	53,900
Disinfectants "	2,769	2,808	3,215	2,482	4,042	74,837	76,188	1,17,208	72,723	87,064
Glycerine "	523	763	308	478	406	30,389	46,128	15,616	31,850	17,032
Magnesium compounds—										
Chloride "	2,219	2,654	2,797	2,141	2,471	9,934	12,082	10,956	9,031	9,239
Others "	2,984	4,197	1,297	4,035	5,362	17,423	20,820	4,758	16,062	23,023
Total of Magnesium compounds "	5,203	6,851	4,094	6,226	7,833	27,357	32,911	15,718	25,993	32,312
Potassium Compounds—										
Bichromate "	1,425	819	1,360	535	619	43,266	23,862	35,240	17,697	19,432
Chlorate "	755	1,090	1,634	1,593	3,362	16,468	21,064	29,404	27,713	61,699
Other sorts "	711	319	1,101	1,845	1,294	19,977	21,516	25,404	31,371	39,220
Total of Potassium Compounds "	2,891	2,228	3,995	4,023	5,275	79,711	66,442	90,168	76,781	1,70,351

No. 12—continued
IMPORTS—continued

PRINCIPAL AND OTHER ARTICLES	QUANTITY					VALUE				
	1926-27	1927-28	1928-29	1929-30	1930-31	1926-27	1927-28	1928-29	1929-30	1930-31
MADRAS—continued										
FORT ST. GEORGE—continued										
Chemicals, etc.—continued										
Soda compounds—										
Bicarbonate of soda (sodium bicarbonate) Cwts.	10,305	8,730	12,220	14,055	6,693	1,10,046	89,003	1,16,541	92,766	49,552
Bichromate of soda "	4,034	8,575	7,290	5,688	5,752	84,884	1,73,720	1,51,340	1,33,155	1,34,792
Borax (including boracic acid) "	2,240	1,050	2,614	1,602	1,022	43,022	18,278	38,783	24,599	28,058
Caustic Soda (sodium hydroxide) "	23,939	25,073	27,920	31,773	30,553	2,76,010	2,83,344	3,23,303	3,39,705	3,39,651
Cyanide of sodium "	8,120	8,060	6,060	6,326	6,061	4,43,582	4,40,216	3,30,838	3,43,567	3,12,454
Soda Sulphide "	3,087	4,233	5,028	4,684	3,631	29,022	37,151	40,219	34,867	30,270
Sodium carbonate (soda ash and soda crystals) "	17,014	23,735	52,421	57,529	51,674	1,20,052	1,72,701	3,89,385	3,75,280	3,07,180
Sodium silicate "	3,598	5,079	5,115	5,290	7,512	33,117	44,767	45,233	42,532	55,017
Other sorts "	521	2,438	2,601	3,747	3,994	15,009	66,072	69,082	92,430	1,01,869
Total of Soda compounds "	73,898	87,037	121,269	130,694	120,792	11,63,744	13,25,812	15,04,524	14,78,001	14,10,443
Sulphur (Brimstone) "	11,328	12,839	10,382	12,064	10,486	64,724	93,171	61,071	72,157	63,171
Other sorts of chemicals Value	—	—	—	—	—	4,64,323	7,84,872	5,30,197	5,63,630	4,68,456
Total of Chemicals and Chemical preparations (excluding chemical manures and medicines) "	—	—	—	—	—	21,32,082	26,83,815	27,07,189	27,14,223	26,88,399
Clocks and Watches and parts thereof—										
Clocks and timepieces No.	59,599	42,235	35,168	39,232	37,041	1,80,011	1,99,511	1,74,228	1,91,557	1,56,639
Watches "	25,309	13,724	3,525	1,463	355	57,008	93,041	10,348	3,522	867
Parts of clocks and watches Value	—	—	—	—	—	894	1,759	2,065	931	3,491
Total of Clocks and watches and parts thereof "	—	—	—	—	—	2,37,913	2,94,311	1,86,641	1,96,010	1,60,997
Coal and Coke—										
Coal Tons	11	..	10,797	1	..	440	..	1,86,483
Coke "	1,000	1,875	2,843	963	1,451	52,319	74,869	73,157	50,168	61,536
Total Coal and Coke "	1,000	1,875	2,854	963	12,248	52,320	74,869	73,597	50,168	2,51,019
Office other than roasted or ground Cwts.	6,979	10,261	12,039	11,742	4,525	3,42,786	5,55,013	7,14,812	6,76,748	2,61,756
Cutlery Value	—	—	—	—	—	2,15,255	2,73,310	3,05,551	3,71,321	1,88,234
Drugs and medicines (excluding chemicals and narcotics)—										
Camphor Lbs.	592,330	511,092	672,432	947,204	811,782	11,95,792	10,15,182	12,25,967	10,21,072	11,09,648
Cassia lignea (a) Cwts.	5,611	—	—	—	—	1,34,206	—	—	—	—
Cod liver Oil lbs.	21,113	33,530	32,299	23,562	23,749	27,669	34,083	51,153	22,779	39,855
Proprietary and patent medicines Value	—	—	—	—	—	2,01,520	3,49,825	1,60,271	2,46,723	2,79,015
Quinine Salts—										
Quinine Sulphate or Bisulphate Lbs.	1,345	1,901	1,058	2,077	3,689	30,276	51,531	26,780	36,503	59,345
Other sorts "	1,053	1,612	2,128	1,116	1,181	27,720	39,596	46,711	33,345	29,697
Total of Quinine Salts "	2,398	3,513	3,186	3,193	4,870	57,996	91,127	73,491	69,848	89,042
Other sorts of drugs and medicines Value	—	—	—	—	—	8,97,106	10,28,616	11,53,950	12,10,859	10,47,859
Total of Drugs and Medicines (excluding chemicals and narcotics) "	—	—	—	—	—	25,14,199	25,18,868	26,73,882	31,71,221	26,24,019
Dyeing and Tanning substances—										
Barks for Tanning Cwts.	117,344	177,534	283,900	258,793	203,201	8,36,829	17,44,539	25,49,168	18,73,446	13,96,300
Dyes obtained from coal tar—										
Alizarine Lbs.	755,218	492,887	599,432	595,830	309,793	4,50,991	2,70,184	3,01,723	2,69,063	1,60,132
Aniline "	749,372	970,956	1,044,246	874,607	578,246	13,71,878	12,37,462	16,33,957	12,90,267	11,70,225
Others "	2,669	121,643	248,947	459,047	451,341	3,175	4,08,310	5,69,864	9,41,173	9,70,080
Total of Dyes obtained from coal tar "	1,507,259	1,585,486	1,897,625	1,929,544	1,339,380	18,26,044	19,15,956	26,00,544	25,00,508	23,00,437
Indigo Synthetic "	121	..	521	19,648	..	67,930
Saffron "	..	1,325	768	200	414	..	99,619	39,924	5,187	1,775
Other Sorts (including lac-dye) Cwts.	4,885	2,440	5,252	4,463	3,646	4,21,641	1,74,468	1,84,556	1,37,970	1,37,269
Total of Dyeing and Tanning substances Value	—	—	—	—	—	30,84,514	39,34,582	53,43,835	45,22,106	39,03,221

(a) Shown under Spices from 1927-28.

TRADE AT CHIEF PORT
FORT ST. GEORGE

(152)

No. 12—continued
IMPORTS—continued

PRINCIPAL AND OTHER ARTICLES	QUANTITY					VALUE				
	1926-27	1927-28	1928-29	1929-30	1930-31	1926-27	1927-28	1928-29	1929-30	1930-31
MADRAS—continued										
FORT ST. GEORGE—continued										
Earthenware and Porcelain (including pipes of earthenware)—										
Earthenware— Pipes of earthenware . Cwts.	10,652	27	157	1,858	—	70,624	775	1,591	9,627	..
Sanitary ware . . . Value	—	—	—	—	—	45,841	41,389	70,007	57,031	46,771
Other kinds . . . "	—	—	—	—	—	3,00,409	2,47,311	2,71,299	3,00,508	1,66,911
Porcelain . . . "	—	—	—	—	—	32,384	60,635	59,809	84,645	39,022
Total of Earthenware and Porcelain . . . "	—	—	—	—	—	4,40,348	3,50,110	4,03,306	4,51,901	2,52,704
Electroplated ware . . . "	—	—	—	—	—	47,720	50,040	61,820	54,378	43,453
Fire works . . . Lbs.	139,444	290,721	342,082	535,433	353,528	96,653	1,75,440	2,15,194	2,06,926	1,50,421
Fruits and Vegetables— Fresh fruits and vegetables . Value	—	—	—	—	—	10,353	22,768	14,639	96,695	40,161
Fruits and vegetables: dried, salted, or preserved, not being canned or bottled . Tons	133	167	67	80	132	1,17,329	86,898	70,791	68,855	1,02,497
Total of Fruits and Vegetables . . . Value	—	—	—	—	—	1,27,682	1,09,661	85,430	1,65,550	1,42,078
Furniture and Cabinetware— Bedsteads . . . "	—	—	—	—	—	71,235	87,401	78,847	1,14,282	71,213
Furniture of wood (other than bedsteads) . . . "	—	—	—	—	—	27,173	76,213	54,070	51,102	85,207
Furniture of other materials (other than bedsteads) . . . "	—	—	—	—	—	59,255	53,737	1,34,766	2,06,437	1,68,419
Mouldings . . . "	—	—	—	—	—	1,89,521	1,85,507	3,00,046	2,07,975	1,53,857
Total of Furniture and Cabinetware . . . "	—	—	—	—	—	3,47,184	4,02,858	5,67,729	5,79,796	4,78,756
Glass and Glassware— Bangles . . . "	—	—	—	—	—	12,35,591	15,23,402	9,90,144	8,80,458	5,98,053
Beads and false pearls . . . Cwts.	2,852	2,117	2,914	2,809	1,242	3,38,042	2,57,223	3,28,952	3,46,126	1,34,888
Bottles and Phials— Sodawater bottles Gross	8,831	7,360	11,324	9,132	5,938	2,69,804	2,13,959	3,10,673	2,45,137	1,47,659
Others . . . "	22,157	26,986	22,116	22,491	25,965	1,16,529	1,45,089	1,44,371	1,69,187	2,42,820
Total of Bottles and Phials . . . "	30,988	34,346	33,440	31,623	31,903	3,86,333	3,59,048	4,55,044	4,14,324	2,90,479
Funnels, globes, and glass parts of lamps . Value	—	—	—	—	—	4,34,283	3,42,280	3,43,950	5,03,161	2,90,500
Scientific glassware . Sq. Feet	3,712,756	3,585,877	3,621,364	3,444,798	2,443,909	—	—	—	24,450	20,542
Sheet and plate . Cwts.	36,969	35,658	35,259	35,107	27,407	4,36,859	4,13,565	4,04,265	4,23,115	2,81,017
Tableware (including decanters, etc.) Value	—	—	—	—	—	84,332	49,270	36,332	97,126	79,430
Other glassware . . . "	—	—	—	—	—	1,29,255	2,33,153	2,83,199	1,17,877	1,09,251
Total of Glass and Glassware . . . "	—	—	—	—	—	30,44,745	31,77,941	28,50,886	28,06,645	18,04,760
Grain, Pulse, and Flour— Beans (dry) . . . Tons	..	462	10	503	154	..	74,788	1,887	87,063	20,002
Pulse . . . "	83	262	547	..	1,276	17,827	41,008	99,401	..	1,59,336
Rice in the husk . . . "	..	1,948	6,168	698	1,86,676	7,16,875	1,03,768	..
Rice not in the husk . . . "	..	26,401	46,525	4,893	2,293	..	32,03,484	67,84,004	6,77,679	2,47,637
Other sorts . . . "	29	..	1,196	964	82	7,868	76	2,09,482	69,512	9,504
Total of Grain, Pulse, and Flour, . . . "	112	29,068	54,446	7,058	3,805	25,695	35,06,032	77,62,249	9,38,022	4,67,519
Gums and Resins— Benjamin . . . Cwts.	7,378	6,498	4,547	4,778	4,228	2,59,226	2,61,759	2,18,002	2,29,579	1,95,006
Other sorts . . . "	3,776	4,390	3,030	3,832	3,597	69,407	80,879	58,664	75,110	71,055
Total of Gums and Resins . . . "	11,154	10,888	7,577	8,610	7,825	3,28,633	3,42,638	2,77,266	3,04,689	2,66,121
Hardware, excluding Cutlery and Electroplated ware— Agricultural implements . Value	—	—	—	—	—	1,53,649	1,73,280	1,08,284	1,13,905	1,42,385
Buckets of tinned or galvanised iron . . . "	—	—	—	—	—	6,173	6,751	4,277	3,123	2,034
Builders' hardware, such as locks, hinges, door bolts, etc. . . . "	—	—	—	—	—	4,43,176	5,12,380	5,11,413	6,38,425	6,57,195
Domestic hardware other than enamelled ironware . . . "	—	—	—	—	—	1,01,718	1,08,417	1,86,254	1,95,739	2,49,886

No. 12—continued
IMPORTS—continued

PRINCIPAL AND OTHER ARTICLES	QUANTITY					VALUE				
	1926-27	1927-28	1928-29	1929-30	1930-31	1926-27	1927-28	1928-29	1929-30	1930-31
MADRAS—continued										
FORT ST. GEORGE—continued										
Hardware, excluding										
Cutlery and										
Electroplated										
ware—continued										
Enamelled iron- ware	Value	—	—	—	—	3,20,078	5,03,579	4,80,592	3,83,225	4,82,016
Gasmantries	Value	—	—	—	—	22,359	62,232	79,291	1,32,245	88,794
Implements and tools, other than agricultural implements and machine tools	No.	—	—	—	—	7,68,590	7,56,267	7,87,268	8,61,723	5,42,472
Lamps, metal	No.	793,966	940,871	964,840	953,599	764,078	9,81,522	10,03,851	11,56,488	9,29,601
Parts of lamps, other than glass	Value	—	—	—	—	—	98,765	1,08,061	1,21,233	1,24,996
Safes and strong boxes of metal	No.	259	289	133	205	885	16,285	16,974	6,458	7,762
Stoves	Value	20,551	34,177	23,760	52,073	38,547	85,262	77,906	74,201	1,80,729
Other sorts	Value	—	—	—	—	—	21,93,972	20,53,626	22,01,019	21,64,816
Total value of Hardware (ex- cluding Cutlery and Electro- plated ware)	Value	—	—	—	—	—	51,91,544	53,83,683	57,16,778	59,66,232
Hides and Skins, raw	Tons	68	132	106	22	88	—	—	—	—
Hides, raw	No.	30,772	78,211	74,723	20,450	0,808	94,492	2,04,987	1,67,244	87,117
Skins, raw	Tons	282	217	249	258	286	5,62,200	3,27,495	4,29,666	7,12,593
Total of Hides and Skins, raw	No.	442,300	297,750	426,444	419,380	374,681	6,56,692	5,32,482	5,96,910	7,49,710
Hops	Owts.	350	349	355	230	370	—	—	—	—
Instruments, Ap- paratus, and Ap- pliances, and parts thereof—	Value	473,572	375,961	501,167	439,830	384,484	10,633	15,655	24,769	24,851
Electrical, includ- ing telegraph and telephone apparatus not being machinery—	Value	241	175	321	394	87	1,43,655	2,89,317	2,71,960	2,64,077
Electric fans and parts thereof	Value	—	—	—	—	—	—	—	—	—
Electric wires and cables—	Value	—	—	—	—	—	1,57,752	2,11,941	2,73,374	2,25,082
Rubber, insulated	Value	—	—	—	—	—	32,631	29,684	81,230	2,45,790
Insulations, other than rubber	Value	—	—	—	—	—	29,224	30,717	64,042	14,838
Telegraph and telephone wires and cables	Value	—	—	—	—	—	20,116	3,562	13,815	61,955
Bare copper wire (electro- lytic, other than telegraph and telephone wires)(a)	Value	—	—	—	—	118	—	—	—	—
Total of Electric wires and cables	Value	—	—	—	—	—	2,30,723	2,75,904	4,32,461	5,47,718
Telegraph and Telephone Appa- ratus	Value	—	—	—	—	—	1,15,207	31,365	1,12,334	1,15,066
Electric lamps and parts thereof—	No.	231,361	251,666	304,759	—	—	1,75,755	1,79,718	2,05,246	—
Electric glow lamps (a)	No.	—	—	—	128,486	66,460	—	—	—	75,293
Flash lights in- cluding torch lights, pocket lamps, etc.	No.	—	—	—	16,811	863	—	—	—	7,247
Automobile light- ing lamps	No.	—	—	—	181,030	257,808	—	—	—	1,22,080
Standard lighting lamps	No.	—	—	—	—	—	—	—	—	1,81,860
Electric lamps, other sorts	No.	53,280	130,743	702,326	2,085	42,852	41,558	37,305	1,14,302	14,641
Parts and accesso- ries of electric lamps	Value	—	—	—	—	—	42,335	71,084	30,275	2,41,634
Total of Elec- tric Lamps and parts thereof	Value	—	—	—	—	—	2,59,643	2,88,107	3,49,823	4,60,895
Accumulators in- cluding parts	Value	—	—	—	—	—	7,544	993	839	190
Batteries	Value	—	—	—	—	—	73,240	1,00,142	2,52,339	3,43,004
Condensers, electric	Value	—	—	—	—	—	5,344	766	940	—
Electric lighting accessories and fittings (including switches)	Value	—	—	—	—	—	1,49,881	97,103	1,72,615	73,962
Electrical instru- ments (other than Telegraphic and telephonic)—	Value	—	—	—	—	—	83,804	67,390	53,654	93,918
Meters	Value	—	—	—	—	—	284	—	—	—
Others	Value	—	—	—	—	—	—	—	—	—
Switch boards (other than telegraph and telephone)	Value	—	—	—	—	—	—	216	9,023	4,213
Electrical goods and apparatus not enumerated	Value	—	—	—	—	—	1,89,062	3,64,377	3,52,545	4,71,153
Total of Electrical apparatus tele- graph and tele- phone apparatus not being machinery	Value	—	—	—	—	—	12,67,392	16,00,680	20,38,539	23,74,906
Musical	Value	—	—	—	—	—	60,480	70,643	1,04,690	1,55,894

(a) Discontinued from 1929-30. For new heads see below.
(b) Quantity shown from 1930-31.

TRADE AT CHIEF PORT
FORT ST. GEORGE

(154)

No. 12—continued
IMPORTS—continued

PRINCIPAL AND OTHER ARTICLES	QUANTITY					VALUE				
	1926-27	1927-28	1928-29	1929-30	1930-31	1926-27	1927-28	1928-29	1929-30	1930-31
MADRAS—continued						₹	₹	₹	₹	₹
FORT ST. GEORGE—continued										
Instruments, Apparatus, and Appliances, and parts thereof—continued										
Photographic—										
Cinematographic films * Length in Ft.	304,032	—	—	—	—	59,537	—	—	—	—
Raw, i.e., Blank films on which no picture has been impressed Length in Ft.	—	500	288,106	463,485	1,728,402	—	53	5,045	22,518	76,571
Exposed Films " "	—	611,648	666,202	655,870	1,147,290	—	1,18,951	1,73,013	1,34,889	1,99,231
Other than Cinematographic films Value	—	—	—	—	—	68,351	70,220	1,45,142	2,08,027	1,66,62
Scientific and philosophical " "	—	—	—	—	—	4,04,301	2,63,908	3,39,529	2,28,515	2,36,02
Surgical " "	—	—	—	—	—	1,69,006	2,26,083	1,82,858	1,99,414	1,44,70
Wireless apparatus " "	—	—	—	—	—	15,318	20,834	36,808	22,143	22,03
Other kinds " "	—	—	—	—	—	1,52,047	2,78,473	3,24,763	4,15,284	3,85,70
Total of Instruments, Apparatus, and Appliances, and parts thereof " "	—	—	—	—	—	21,96,432	26,64,795	33,41,282	37,62,490	39,26,151
Jewellery (excluding imitation Jewellery, etc.)— Value	—	—	—	—	—	4,87,798	83,777	23,551	21,086	14,311
Plate of gold and silver " "	—	—	—	—	—	75,262	28,248	24,029	27,866	71,39
Total of Jewellery " "	—	—	—	—	—	5,63,060	1,12,025	52,580	49,952	85,70
Lac—										
Stick and seed Cwts.	189	120	176	150	73	9,683	10,425	12,319	9,982	2,636
Shell and button " "	2	4	28	12	3	297	151	3,016	..	507
Other kinds (excluding lac-dye) " "	—	lbs. 30	18	176	610	2,450	..
Total Lac " "	141	124	217	162	76	9,980	10,752	15,945	12,432	3,144
Leather—										
Hides, tanned or dressed { Tons	2	4	4	2	2	11,000	25,222	30,029	24,296	5,220
—No. Tons	=695	=1,410	=2,833	=2,520	=524					
Skins, tanned or dressed { Tons	—	1	7	51	1	6,078	18,710	76,985	1,13,714	8,236
—No. Cwts.	=1,234	=4,892	=30,138	=27,765	=901					
Unwrought " "	2,831	3,576	3,269	10,991	8,713	1,04,547	1,06,833	54,725	1,91,070	1,44,567
Leather cloth including artificial leather.	16,982	14,650	22,851	28,201	10,226	51,409	40,243	66,551	48,801	20,037
Manufactures (excluding boots and shoes and belting for machinery)—										
Bags and trunks Cwts.	6	9	17	26	10	3,304	7,416	9,548	13,146	6,329
Picking bands and straps " "	1	16	24	12	3	968	4,448	8,092	6,020	2,061
Roller skins " "	32	2	45,049	1,029
Other sorts " "	221	100	82	97	468	49,999	31,879	25,518	26,711	29,900
Total of Leather manufactures, etc. " "	260	127	128	135	481	99,320	45,672	43,158	45,877	38,290
Total of Leather Value	—	—	—	—	—	2,72,414	2,36,680	2,71,448	4,28,758	2,16,350
Liquors: (including denatured and perfumed spirits)—										
Ale, beer and porter—										
Ale and beer—										
In bottle L. gals.	149,527	178,471	222,347	208,848	205,279	4,11,620	4,88,765	5,98,062	7,27,488	7,70,581
In bulk " "	133,059	166,124	231,730	218,249	227,067	1,76,897	2,12,808	2,96,686	2,95,137	2,80,631
Stout and porter—										
In bottle " "	7,088	10,324	9,797	10,949	9,285	20,394	44,204	38,741	46,775	36,067
In bulk " "	..	780	520	1,501	1,125	640	2,325	..
Total Ale, beer, and porter " "	294,624	355,699	464,394	497,547	582,131	6,17,911	7,46,902	9,34,129	10,71,720	10,87,379
Cider and other fermented liquors " "	2,187	1,766	1,704	2,062	1,220	11,656	9,924	9,807	11,236	6,286
Spirit—										
Brandy { L. gals.	41,601	50,979	57,810	65,545	51,203	3,37,667	4,65,440	5,42,122	5,57,585	4,78,288
{ P. gals.	31,902	38,951	45,105	51,352	41,486					
Gin { L. gals.	14,511	16,049	17,165	18,232	16,020	1,14,130	1,24,637	1,37,304	1,42,829	1,38,732
{ P. gals.	10,495	11,609	12,648	13,258	12,406					
Liqueurs . L. gals.	1,398	883	1,189	1,305	790	25,685	14,956	18,316	20,279	12,773
Rum { L. gals.	627	870	660	510	460	4,296	5,108	4,641	3,321	3,041
{ P. gals.	799	1,017	717	533	508					
Whisky { L. gals.	41,895	48,688	47,634	53,373	45,116	6,01,215	7,56,508	7,21,332	8,32,770	7,08,302
{ P. gals.	32,418	37,045	36,492	40,572	34,199					
Spirit, present in drugs, medicines, or chemicals L. Gals.	13,258	11,261	10,442	14,641	13,399	3,08,757	2,90,581	2,64,248	3,70,718	3,56,510
Spirit, perfumed Spirit, denatured—	1,218	978	1,627	953	766	80,741	64,162	83,125	65,947	50,203
Imported direct " "	25	20,202	..	40	1	283	17,081	..	214	3

* Vide details below.

No. 12—continued
IMPORTS—continued

PRINCIPAL AND OTHER ARTICLES	QUANTITY					VALUE				
	1926-27	1927-28	1928-29	1929-30	1930-31	1926-27	1927-28	1928-29	1929-30	1930-31
MADRAS—continued										
FORT ST. GEORGE—continued										
Liquors—continued										
Spirit denatured—contd. Denatured at Custom House immediately on arrival before clearance L. gals.	18,233	7,802	46,406	62,516	76,882	24,564	8,139	38,785	55,749	83,449
Other sorts	22,725	13,891	10,514	14,788	8,209	1,39,899	1,30,931	1,40,778	1,69,693	1,25,756
Total Spirit	155,401	171,693	193,567	231,903	216,760	16,97,187	18,77,552	10,50,736	22,19,114	19,83,057
Wines—										
Champagne, and other sparkling wines	2,651	2,776	2,579	2,761	1,345	72,263	77,035	72,180	77,350	37,275
Port	4,033	4,527	5,255	4,954	5,846	47,676	52,807	55,043	51,450	40,829
Still red wines, other than port	9,224	10,206	9,414	8,830	4,991	43,012	58,553	58,772	55,261	30,866
Sherry, Madeira and Marsala	8,304	4,021	3,315	4,156	3,270	39,728	50,097	42,832	57,492	47,147
Still white wines, other than Sherry, Madeira and Marsala	1,303	1,098	852	677	278	12,146	9,402	7,258	6,057	1,941
Other sorts, in- cluding Ver- mouth and Ginger wine	11,275	12,324	13,757	13,538	12,174	54,830	68,520	77,775	74,922	68,551
Total of Wines	32,480	34,952	35,202	34,916	27,413	2,50,055	3,16,483	3,09,210	3,22,532	2,35,609
Total of Liquors, including dena- tured and per- fumed spirits	484,702	564,020	694,367	766,428	777,514	25,96,409	29,50,861	32,03,382	36,24,652	33,12,331
Machinery and Millwork—										
Prime-movers (other than electrical)—										
Locomotives (including those for railways)—										
Steam Engines No.	18	15	1	18	20	2,41,792	1,03,255	8,900	1,41,706	1,88,938
Parts of steam engines Val.	—	—	—	—	—	20,563	1,668	—	55,408	28,954
Others	—	—	—	—	—	87,633	8,353	79,484	1,94,090	92,652
Railway locomotive engines and tenders and parts thereof	—	—	—	—	—	—	—	38,56,672	44,43,498	25,98,305
Other than Locomo- tives—										
Gas Engines No.	16	23	26	10	17	63,519	74,404	27,098	65,953	40,276
Parts of gas engines Val.	—	—	—	—	—	16,140	25,038	5,328	22,067	6,949
Oil Engines No.	818	1,139	1,104	1,708	978	19,85,029	21,49,254	16,39,955	24,98,365	15,52,552
Parts of oil engines Val.	—	—	—	—	—	1,21,547	1,14,248	2,02,179	2,29,325	1,96,098
Steam Engines No.	31	20	15	1	1	8,21,560	1,18,467	78,012	5,012	3,755
Parts of steam engines Val.	—	—	—	—	—	19,144	37,025	22,642	18,513	20,990
Others	—	—	—	—	—	3,845	16,190	1,44,590	12,756	31,188
Total of Prime- movers (other than Electrical)	—	—	—	—	—	28,81,372	26,47,952	55,64,050	70,86,786	47,45,652
Electrical machinery of all kinds (not including instrum- ent, apparatus, appli- ances and parts thereof)—										
Control and Switchgear	—	—	—	—	—	6,78,413	7,88,235	5,61,153	3,80,250	5,15,761
Generators, alternators and dynamos	—	—	—	—	—	5,21,238	5,55,114	3,41,867	2,21,046	2,14,293
Motors	—	—	—	—	—	2,57,723	3,65,199	4,16,684	5,60,059	7,78,669
Transformers	—	—	—	—	—	4,04,063	1,24,028	2,20,902	3,77,088	3,84,631
Other kinds	—	—	—	—	—	24,36,704	18,51,747	51,20,048	27,15,060	34,75,456
Total of Electrical Machinery, etc.	—	—	—	—	—	42,98,191	36,84,373	60,69,654	42,53,503	53,18,810
Machinery, not being prime-movers or electrical machinery—										
Aerated water making machinery	—	—	—	—	—	2,15,431	1,026	—	—	435
Agricultural machinery—										
Agricultural tractors and parts	—	—	—	—	—	24,038	34,821	64,289	50,931	57,610
Ploughs and parts	—	—	—	—	—	7,434	32,022	25,877	28,556	28,564
Others	—	—	—	—	—	7,970	6,443	44,064	41,019	14,270
Boilers	—	—	—	—	—	3,79,050	8,54,499	7,73,531	5,45,151	3,48,347
Leather tanning and curing machinery	—	—	—	—	—	96,448	18,829	13,377	22,365	25,466
Metal working machinery (including machine tools)	—	—	—	—	—	7,55,335	5,87,280	1,63,338	1,45,839	5,96,630
Mining machinery— Coal	—	—	—	—	—	5,557	—	—	13,775	—
Other sorts	—	—	—	—	—	3,43,014	45,448	1,20,300	1,13,441	1,45,162
Oil-crushing and refining machi- nery	—	—	—	—	—	15,407	15,717	11,950	63,051	16,216
Paper mill machinery	—	—	—	—	—	1,710	1,574	1,119	6,756	19,126
Refrigerating machinery	—	—	—	—	—	55,492	26,556	42,254	59,039	98,940
Rice and flour mill machinery	—	—	—	—	—	2,96,317	2,80,446	3,32,339	4,61,713	2,95,023

TRADE AT CHIEF PORT
FORT ST. GEORGE

(156)

No. 12—continued
IMPORTS—continued

PRINCIPAL AND OTHER ARTICLES	QUANTITY					VALUE				
	1926-27	1927-28	1928-29	1929-30	1930-31	1926-27	1927-28	1928-29	1929-30	1930-31
MADRAS—continued						R	R	R	R	R
Fort St. GEORGE—continued										
Machinery and Millwork—contd.										
Saw mill and woodworking machinery . Value	—	—	—	—	—	1,32,098	1,15,569	85,528	89,309	44,988
Sewing and knitting machines and parts thereof—										
Sewing and knitting machines No.	8,158	8,758	8,991	9,155	5,044	8,78,630	9,13,678	9,78,399	10,08,247	6,52,868
Parts of sewing and knitting machines and accessories Value	—	—	—	—	—	1,91,003	78,020	79,070	1,01,114	89,987
Total of Sewing and Knitting Machines, etc.	—	—	—	—	—	10,69,698	9,91,698	10,57,478	11,09,361	7,33,855
Sugar machinery	—	—	—	—	—	19,826	11,421	16,726	12,534	9,751
Ice machinery	—	—	—	—	—	1,19,097	98,706	1,22,280	83,935	21,000
Textile machinery—										
Cotton—										
Bleaching and Dyeing machinery	—	—	—	—	—	1,61,581	92,325	63,385	1,06,954	78,125
Spinning machinery	—	—	—	—	—	6,04,710	8,34,772	8,30,023	8,42,403	11,19,239
Weaving machinery	—	—	—	—	—	5,40,005	5,73,434	4,43,287	1,93,181	1,76,073
Other sorts	—	—	—	—	—	1,28,558	80,164	90,947	1,05,715	1,11,059
Total of Cotton machinery	—	—	—	—	—	14,29,854	15,80,605	14,28,542	13,37,958	14,85,446
Jute	—	—	—	—	—	9,623	7,199	20,901	8,066	..
Shuttles (excluding those for sewing machines)	—	—	—	—	—	8,788	857	5,098	44	11,072
Wool	—	—	—	—	—	17,552	2,231	19,508	15,807	805
Other sorts	—	—	—	—	—	49,110	48,649	3,08,695	2,03,863	3,95,464
Total of Textile machinery	—	—	—	—	—	15,14,927	16,39,631	17,91,742	16,25,798	18,92,347
Typewriters—										
Typewriters No.	1,740	1,929	2,950	1,777	1,840	2,06,854	2,79,237	3,75,134	2,63,139	2,65,273
Parts of typewriters and accessories Value	—	—	—	—	—	21,999	14,877	14,020	33,269	23,272
Total of Typewriters	—	—	—	—	—	2,28,853	2,94,114	3,89,154	2,96,408	2,88,545
Other sorts of machinery (excluding printing machinery)	—	—	—	—	—	18,29,362	31,79,835	27,51,142	36,80,700	24,06,783
Total of machinery not being prime-movers, etc., or electrical	—	—	—	—	—	71,78,407	82,36,935	77,56,129	84,27,801	70,37,120
Total of Machinery and Millwork	—	—	—	—	—	1,43,57,970	1,45,60,260	1,99,80,883	2,08,68,090	1,71,01,582

No. 12—continued
IMPORTS—continued

PRINCIPAL AND OTHER ARTICLES	QUANTITY					VALUE				
	1926-27	1927-28	1928-29	1929-30	1930-31	1926-27	1927-28	1928-29	1929-30	1930-31
MADRAS—continued										
FORT ST. GEORGE—continued										
Manures—						R	R	R	R	R
Artificial and mineral manures—										
Muriate of Potash. Tons	410	840	825	1,075	471	45,635	1,01,773	98,608	1,23,683	60,283
Nitrate of Soda "	1,020	1,597	1,193	1,947	1,204	2,56,323	2,45,033	1,72,624	2,76,779	1,65,838
Sulphate of Ammonia "	1,075	4,892	7,470	10,353	4,811	1,44,630	95,155	12,15,913	15,49,480	6,53,182
Other kinds "	95	..	24	10	846	21,558	..	5,69,136	14,03,256	12,48,937
Other sorts (excluding oilcakes) "
Total of Manures "	4,100	7,895	16,186	23,869	18,012	4,08,396	8,00,240	20,62,718	33,64,448	21,83,320
Matches—										
Safety . . . Gross of Boxes	735,998	216,071	35,678	22,924	18,144	7,89,707	2,27,576	41,030	25,176	10,632
Other sorts . . . "	295,100	152,900	107,000	2,500	..	3,27,501	1,79,908	1,33,960	3,125	..
Total of Matches Value	—	—	—	—	—	11,17,208	4,07,484	1,74,990	28,301	10,632
Metals and Ores—										
Aluminium—										
Unwrought (Ingots, blocks and bars, etc.) . . . Cwts.	608	705	3	3	1	43,796	48,501	218	201	41
Wrought—										
Circles . . . "	3,016	6,009	4,935	8,331	10,438	8,34,024	6,47,463	5,28,549	7,17,777	7,75,257
Sheets . . . "	1,573	1,431	1,230	1,129	538	1,66,779	1,32,423	1,14,529	90,157	40,345
Other manufactures, "	1,242	1,186	1,375	1,337	783	2,03,500	1,73,043	2,33,609	1,84,239	85,445
Total of Aluminium "	6,439	9,391	8,043	10,850	11,765	7,48,199	10,01,430	8,76,905	9,92,374	9,01,688
Antifriction metal "	563	352	631	1,201	707	61,567	38,526	53,576	1,17,579	35,095
Brass, Bronze, and similar alloys and manufactures thereof—										
Unwrought . . . "	178	110	254	215	128	10,951	4,496	9,239	9,234	4,006
Wrought—										
Mixed or yellow metal, for sheathing . . . "	91,326	90,946	102,281	99,775	76,972	43,34,966	41,10,233	45,24,532	46,43,839	34,52,305
Rods . . . "	316	728	594	295	704	88,008	33,622	28,827	15,221	27,182
Sheets . . . "	2,461	420	265	89	122	1,25,752	22,744	14,748	5,698	6,542
Tubes . . . "	141	83	90	123	115	10,716	6,136	5,635	6,947	7,238
Wire . . . "	694	906	1,091	881	924	40,796	50,562	60,712	52,510	52,442
Other sorts . . . "	1,691	568	1,159	1,472	1,078	2,04,158	64,762	1,10,503	1,45,923	1,23,293
Total of Brass, etc. "	97,307	93,761	105,734	102,850	80,043	47,65,342	42,92,305	47,63,196	48,79,452	36,73,698
Copper—										
Old, for re-manufacture . . . "	18	21	65	657	1,155	2,200
Unwrought—										
Files, Ingots, cakes, and bricks . . . "	1,262	2,175	237	2,321	2,695	63,221	97,762	12,536	1,36,439	1,47,301
Wrought—										
Sheets . . . "	21,865	17,410	23,234	14,790	18,093	11,21,677	8,66,808	11,13,214	8,15,447	10,78,032
Wire, excluding wire of telegraph and telephone . . . "	3,577	939	795	996	1,145	1,95,858	65,629	45,457	66,003	65,537
Rods . . . "	662	1,100	434	506	390	40,077	62,456	24,247	32,066	21,333
Tubes . . . "	974	342	603	615	374	68,336	22,100	46,479	50,975	56,332
Other manufactures . . . "	519	606	818	1,621	1,323	74,438	64,142	74,172	1,17,564	1,02,823
Total of Copper . . . "	23,877	22,693	26,121	20,849	25,445	15,69,264	11,80,052	13,16,105	12,18,544	14,74,163
Ferro alloys (a) . . . Tons	—	—	—	—	..	—	—	—	—	8
German silver (including nickel silver) . . . Cwts.	317	380	627	527	355	34,112	40,412	62,466	53,936	35,341
Iron—										
Ore . . . Tons	3	459	..
Pig . . . "	152	558	412	325	91	12,221	54,852	38,506	23,641	6,940
Manufactures—										
Angle and Tee (Protected, Not protected) "	14	6	3	2,480	1,306	500
Bolt and rod (Protected, Not protected) "	58	3	17	17,257	886	2,523	..	20
Bars and channels (Protected, Not protected) "	1,994	1,242	162	41	58	1,92,041	1,15,717	16,942	4,435	5,127
Mice bowls . . . "	1,078	1,200	935	500	350	2,31,826	3,26,231	2,42,929	1,23,005	83,871
Total of Iron . . . "	56	76	59	69	43	24,506	30,475	23,516	25,829	16,268
Steel—										
Angle and Tee (Protected, Not protected) "	3,824	4,627	4,359	6,248	2,843	3,03,173	4,61,640	4,54,840	6,37,510	3,17,435

(a) Separately recorded from 1930-31.

TRADE AT CHIEF PORT
FORT ST. GEORGE

(158)

No. 12—continued
IMPORTS—continued

PRINCIPAL AND OTHER ARTICLES	QUANTITY					VALUE				
	1926-27	1927-28	1928-29	1929-30	1930-31	1926-27	1927-28	1928-29	1929-30	1930-31
						R	R	R	R	R
MADRAS—continued										
FORT ST. GEORGE—continued										
Metals and Ores—continued										
Steel—continued										
Spring . . . Tons	735	15	1,11,409	2,708	87
Bars (other than Cast-Steel) (Protected)	26,309	27,003	20,663	20,394	10,049	24,58,342	26,04,619	21,23,800	21,78,788	10,40,200
Bars (other than Cast-Steel) (Not protected)	1,755	6,865	5,600	8,331	3,210	2,88,076	0,31,002	8,00,873	10,70,032	3,74,776
Cast—										
Tool Steel—High Speed . . .	93	8	9	20	56	51,332	24,650	24,301	48,545	61,478
Carbon . . .	287	23	8	157	64	93,642	5,155	2,216	56,851	24,167
Cast Steel Bars	18	68	22	7	90	5,094	17,282	7,193	1,374
Other Cast Steel . . .	3	3	..	(83 lb.)	..	1,123	488	..	2	..
Ingot, blooms, etc. . .	12	30	51	16	47	1,576	4,031	6,129	4,402	9,115
Total of steel	33,014	38,587	30,758	35,197	16,276	33,73,763	40,42,453	34,33,197	40,54,008	18,28,767
Iron or Steel—Anchors and cables										
Beams, pillars, channels, girders, and bridgework	88	1	3	8	7	75,060	468	2,136	3,677	2,600
Boles and nuts	6,383	13,009	3,599	3,559	1,900	14,11,237	28,34,548	7,93,961	8,00,739	4,04,876
Protecting materials (including fencing wire)	4,475	7,707	8,145	9,038	7,943	4,19,499	8,09,017	8,55,748	9,93,410	8,18,843
Hoops and strips	1,001	1,019	1,106	903	803	3,23,788	3,33,506	3,43,457	3,36,761	2,46,127
Nails, rivets, and washers (excluding wire nails)	434	735	754	680	502	1,29,042	1,84,550	1,06,581	1,72,643	1,30,146
Old for re-manufacture	1,441	682	500	897	755	2,44,539	1,07,108	72,491	1,44,805	1,13,023
Pipes and fittings, cast	912	1,123	1,176	1,112	763	4,12,152	3,89,979	3,99,403	4,48,324	2,71,713
Balls, chains, and fishplates (excluding those for railways)	2	165
Protected—Balls weighing 30 lbs. per yard and over and fishplates—Others	2,292	46,835	17,088	5,222	3,222	2,07,799	55,37,888	21,35,183	604,792	57,050
Not protected	903	301	405	363	168	83,147	34,369	38,304	38,275	16,609
Screws—Wood Screws	182	76	33	105	108	50,925	17,333	6,670	16,880	18,415
Metal thread screws	207	247	251	264	216	1,43,001	1,34,698	1,22,369	1,59,457	1,29,337
Sheets and plates—Galvanised—Corrugated Protected	..	1	3	1,710	2,052	864	196
Plain (Protected)	5,176	6,058	6,366	6,523	4,753	13,15,084	13,90,316	13,33,114	13,68,736	8,95,362
Plain (Not protected)	1,583	1,681	1,800	1,938	1,334	4,44,571	4,08,578	4,15,283	4,42,191	2,74,400
Tinned—Tin plates Protected	89	109	83	69	54	10,512	30,171	17,807	13,709	10,604
Other sorts Protected	2,010	3,066	2,115	2,465	871	7,10,070	10,71,302	7,59,164	8,83,104	3,24,185
Not galvanised or tinned—Sheets up to 1/2" thick	9	7	5,390	3,793
Plates over 1/2" thick	4,742	4,008	4,708	3,488	2,609	6,55,412	5,67,981	6,66,219	5,16,213	3,83,071
Other sorts	3,003	5,181	3,277	2,483	1,920	3,13,608	6,00,197	3,76,478	2,95,114	2,21,335
Total of sheets and plates not galvanised or tinned—Protected, fabricated	290	20	58,288	5,358
Protected, others	43	26	17	..	5	7,511	5,785	6,082	..	1,917
Not protected	7,702	9,161	7,966	5,969	4,524	9,61,273	11,62,237	10,35,440	8,08,969	6,02,489
Total	290	22	2	7	..	58,499	5,644	1,105	2,358	..
Total	8,085	9,209	7,985	5,976	4,520	10,27,283	11,73,536	10,42,697	8,11,327	6,04,406

* Subdivided from 1927-28.

No. 12—continued
IMPORTS—continued

PRINCIPAL AND OTHER ARTICLES	QUANTITY					VALUE				
	1926-27	1927-28	1928-29	1929-30	1930-31	1926-27	1927-28	1928-29	1929-30	1930-31
IRON—continued						R	R	R	R	R
Fort St. George—continued										
Metals and Ores—continued										
Iron or Steel—continued										
Sleepers and Keys of Iron or Steel—										
Protected . Tons	—	—	10,394	4,877	112	—	—	21,08,543	6,33,879	49,807
Not-protected . "	—	—	—	1	12	—	—	—	234	10,402
Tubes, pipes and fittings—										
Protected . "	—	8	12	17	41	—	9,537	11,793	9,050	24,204
Not protected . "	2,310	3,896	3,777	2,780	3,020	7,07,190	10,38,702	9,54,004	7,17,847	9,04,922
Wire nails—										
Protected . "	2,003	1,415	32	—	—	3,22,387	2,32,770	5,230	—	—
Not protected . "	—	—	1,715	1,640	1,468	—	—	3,22,471	3,10,885	2,55,992
Wire rope—										
Black . . "	168	171	111	41	101	1,54,300	1,55,876	82,863	21,524	62,798
Galvanized . . "	34	75	252	180	185	20,996	58,558	1,40,244	1,45,000	1,07,700
Wire other than fencing wire—										
Protected . "	—	—	3	—	—	—	—	675	—	—
Not protected . "	276	530	593	548	300	54,007	1,07,328	1,07,160	1,08,674	61,306
Other manufactures of iron or steel—										
Protected . . "	3,507	4,303	3,115	1,400	333	9,63,935	10,44,978	8,80,043	4,05,313	1,21,603
Not protected . "	689	884	2,533	1,991	2,883	3,34,911	3,43,385	6,07,367	7,50,723	14,57,768
Total of Iron or Steel . . "	44,856	106,033	84,537	53,726	34,057	97,86,377	1,79,07,891	1,41,93,781	1,08,26,028	76,13,636
Total of Iron and Steel . . "	81,221	147,705	116,883	89,861	50,875	1,36,90,561	2,24,79,810	1,70,56,894	1,50,92,405	95,59,029
Lead—										
Unwrought—										
Pig . . Cwts.	1,455	1,425	810	1,508	676	32,679	28,472	14,183	24,920	10,034
Other sorts . . "	43	10	—	—	21	1,067	992	—	—	224
Wrought—										
Sheets . . "	1,995	1,445	1,703	955	1,145	59,356	36,081	33,369	18,815	19,724
Pipes and tubes . . "	310	338	763	1,255	974	9,204	7,312	26,551	46,674	40,575
Sheets, for tea chests . . "	668	810	1,180	1,223	840	22,539	31,369	20,829	32,293	25,911
Other sorts . . "	108	144	323	1,635	904	4,830	5,482	11,285	29,338	25,401
Total of Lead . . "	4,579	4,172	4,735	6,841	4,580	1,29,684	1,10,208	1,15,017	1,52,040	1,21,869
Quicksilver . . Lbs.	31,105	27,438	44,647	27,182	29,133	90,515	1,03,856	1,75,886	1,16,685	1,23,048
Solder . . Cwts.	222	206	84	419	322	25,217	28,333	6,670	34,774	15,776
Tin—										
Unwrought (blocks, ingots, bars and slabs) . . "	3,936	4,794	4,451	5,733	5,302	7,97,178	8,89,147	6,66,482	7,66,138	5,00,738
Wrought (including plates of sheets, not being tinned iron) . . "	18	1	1	35	2	4,334	456	274	933	255
Other Sorts . . "	—	—	—	—	—	—	—	—	—	93
Total of Tin . . "	4,004	4,795	4,452	5,768	5,304	7,71,512	8,89,603	6,66,756	7,67,071	5,01,086
Zinc or spelter—										
Unwrought . . "	677	693	616	847	243	17,086	12,817	10,153	14,621	4,983
Wrought or manufactured . . "	6,996	5,207	4,689	1,294	5,139	2,04,325	1,39,568	1,12,119	82,370	96,367
Other sorts . . "	—	—	(12 lb.)	2,464	—	—	—	5	58,058	—
Total of Zinc or Spelter Cwts.	7,673	5,905	5,305	4,605	5,382	2,21,411	1,52,385	1,22,277	1,06,044	1,01,350
Metals, unenumerated . . "	1,961	2,203	1,841	3,531	2,265	60,689	1,96,222	73,782	1,32,817	68,516
Ores, unenumerated Tons	—	—	—	—	—	—	245	—	—	—
Total Metals and Ores . . "	88,329	154,019	124,782	97,735	57,695	2,21,83,073	3,04,23,897	2,61,89,530	2,36,34,721	1,66,13,961

* Recorded under "Railway plant and Rolling Stock" prior to 1928-29.

TRADE AT CHIEF PORT
FORT ST. GEORGE

(160)

No. 12—continued
IMPORTS—continued

PRINCIPAL AND OTHER ARTICLES	QUANTITY					VALUE				
	1926-27	1927-28	1928-29	1929-30	1930-31	1926-27	1927-28	1928-29	1929-30	1930-31
						R	R	R	R	R
MADRAS—continued—										
FORT ST. GEORGE—continued										
Oils—										
Essential—										
Synthetic	Lbs. 402	124	127	16	351	1,235	777	1,470	281	4,85
Natural—	Gals. 54	14	15	2	40					
Almond	Lbs. 107	..	10	89	63	234	..	27	261	6
Bergamot	Gals. 11	..	1	9	7					
Cajuputi oil	Lbs. 5	..	15	..	10	111	1	213	..	8
Camphor	Gals. 1	..	2	..	1					
Cloves	Lbs. 373	..	574	761	2,122	564	1	1,125	1,539	3,70
Eucalyptus	Gals. 41	..	64	85	235					
Lavender	Lbs. 5,400	1,520	2,360	..	25	2,055	506	895	..	2
Lemon	Gals. 601	100	262	..	3					
Peppermint	Lbs. 145	2	146	17	109	770	18	897	117	601
Other sorts	Gals. 16	..	16	1	18					
Turkey red oil (b)	Lbs. ..	129	800	..	782	..	339	891	..	937
White oil (a)	Gals. ..	14	89	..	87					
Other kinds	Lbs.	28	5	34	311	76	292
Total of Oils	Gals.	3	1	3					
Total of Oils	Lbs. 1,072	1,476	1,461	1,873	1,681	7,197	9,064	4,702	15,769	7,194
Total of Oils	Gals. 122	166	162	208	183					
Total of Oils	Lbs. 9	10	162	9	384
Total of Oils	Gals. 1	1					
Total of Oils	Lbs. 1,936	1,795	2,553	1,953	706	14,457	11,729	15,775	11,209	2,866
Total of Oils	Gals. 216	199	236	207	77					
Total of Oils	Lbs. 6,552	4,894	8,760	7,743	8,938	60,959	30,342	45,638	68,754	65,460
Total of Oils	Gals. 783	551	957	858	905					
Total of Oils	Gals. 9,645,716	15,135,675	17,867,189	14,026,554	13,612,924	25,98,306	38,37,683	40,41,541	28,27,036	27,29,328
Total of Oils	Tons 88,745	60,504	71,534	56,539	54,744					
Total of Oils	Gals. 5,834,508	7,740,831	9,847,248	9,269,545	5,195,140	40,94,749	41,88,812	57,37,218	63,31,324	33,40,847
Total of Oils	" 496,670	40,360	125,856	3,290	3,250					
Total of Oils	Lbs. 1,420,239	1,423,145	1,958,349	1,411,590	1,741,668	18,87,308	18,32,987	22,15,917	16,47,434	18,11,292
Total of Oils	"	244					
Total of Oils	Lbs. 52	38	27	1,401,156	2,915,243	807	256	162	16,20,218	3,185,451
Total of Oils	"	6,634	22					
Total of Oils	Lbs. 80,160	91,881	1,59,575	1,78,051	178,156	1,08,808	1,08,008	1,67,617	2,01,236	1,83,614
Total of Oils	"					
Total of Oils	Cwts. 1,177	1,156	1,723	1,031	1,119	52,103	49,030	76,321	44,163	30,385
Total of Oils	Gals. 14,589	14,437	20,970	12,932	13,357					
Total of Oils	Cwts. 370	685	1,845	468	446	9,889	27,366	50,270	10,932	9,908
Total of Oils	Gals. 4,291	7,392	16,285	5,301	5,194					
Total of Oils	Lbs. 63	124	2,435	1,778	5,105	183	347	5,594	4,483	10,265
Total of Oils	"					
Total of Oils	17,498,034	24,455,496	29,999,791	26,313,247	23,671,853	92,65,244	1,01,47,118	1,24,96,229	1,27,90,818	1,14,05,522
Total of Oils	"					
Paints and Painter's materials—										
Paints and Colours—										
Barytes	Cwts.	190	550
Blue paint and Paris Blue	" 22	195	175	504	941	1,296	18,758	15,736	31,171	30,428
Enamels prepared (e)	" 1,235	1,496	1,461	2,314	..	1,19,214	1,56,828	1,22,969	1,60,083	..
Graphite	" 1,180	1,349	2,036	1,515	1,313	41,781	33,678	40,290	23,464	34,271
Red Lead—										
Genuine, dry	" 1,075	1,785	1,424	968	718	34,944	47,481	38,608	23,460	17,838
Reduced, "	" 23	30	30	131	34	515	506	565	2,568	662
White Lead—										
Genuine, dry	" 95	537	129	147	..	3,332	17,354	3,752	4,365	..
Reduced "	" 35	35	..	65	297	772	548	..	1,058	8,832
Genuine, moist	" 989	613	2,087	54	153	27,606	15,629	58,870	1,818	4,863

(a) Separately recorded from 1929-30.
(b) Shown from 1930-31.
(c) Vide under "Varnish."

No. 12—continued

IMPORTS—continued

PRINCIPAL AND OTHER ARTICLES	QUANTITY					VALUE				
	1926-27	1927-28	1928-29	1929-30	1930-31	1926-27	1927-28	1928-29	1929-30	1930-31
MADRAS—continued						R	R	R	R	R
FORT ST. GEORGE—continued										
Paints and Painters' materials— contd.										
Paints and Colours—contd.										
Zinc white—										
Genuine, dry . Cwts.	350	493	1,000	709	401	9,372	15,593	26,051	13,187	6,006
Reduced, „ . „	971	507	456	376	369	20,522	12,213	5,930	4,744	4,586
Genuine, moist . „	90	459	262	450	257	3,706	12,590	6,903	11,265	7,410
Reduced, „ . „	20	332
Other sorts* . „	15,841	19,906	10,644	17,482	—	5,10,977	6,59,745	6,36,868	6,03,704	—
White dry . . „	—	—	—	—	45	—	—	—	—	1,432
Coloured dry . . „	—	—	—	—	5,397	—	—	—	—	1,79,592
White moist . . „	—	—	—	—	2,112	—	—	—	—	73,655
Coloured moist . . „	—	—	—	—	5,609	—	—	—	—	2,19,349
Painters' materials (other than paints and colours)—										
Turpentine—										
Genuine Tur- pentine . „	542	647	405	764	587	25,189	27,858	16,198	23,781	18,265
Turpentine sub- stitute . „	268	248	159	124	245	2,031	3,368	4,024	2,603	4,877
Varnish* . . „	3,107	4,467	4,458	5,061	—	1,88,533	2,46,412	2,40,050	2,62,297	—
Enamels . . „	—	—	—	—	1,852	—	—	—	—	1,10,618
Lacquers . . „	—	—	—	—	4	—	—	—	—	681
Other kinds . . „	—	—	—	—	3,506	—	—	—	—	1,75,303
Other kinds of pain- ters materials . Value	—	—	—	—	—	46,583	58,672	61,003	64,667	58,160
Total of Paints and Painters' materials . .	—	—	—	—	—	10,38,205	13,27,331	12,72,817	12,45,315	9,66,078
Paper and Pasteboard—										
Paper—										
Packing paper . Cwts.	19,455	20,184	15,861	20,937	19,171	3,71,329	3,53,536	2,73,857	3,40,124	2,10,346
Printing paper—										
Newsprinting { Protected Not pro- tected	60,746 {	.. {	.. {	506 {	.. {	10,38,616 {	.. {	.. {	8,796 {	.. {
Other sorts { Protected Not pro- tected	44,001 {	23,672 {	30,543 {	38,600 {	38,646 {	8,48,853 {	5,24,498 {	6,27,571 {	7,45,581 {	6,63,735 {
Writing paper and envelopes—										
Writing paper in large sheets—										
Protected { Reams Cwts.	293,482 {	243,369 {	257,254 {	206,253 {	162,161 {	9,22,754 {	7,80,095 {	8,60,161 {	7,22,006 {	6,43,310 {
Note and letter paper and envelopes. { Protected Not pro- tected	337 {	351 {	65 {	313 {	235 {	22,610 {	24,352 {	11,709 {	21,119 {	19,289 {
Envelopes im- ported sep- arately. { Protected Not pro- tected	515 {	802 {	854 {	795 {	797 {	38,107 {	52,260 {	55,712 {	52,511 {	46,318 {
Old Newspaper in bales and bags Cwts.	57,247	58,814	75,017	78,260	62,291	3,31,116	3,27,288	4,32,963	4,08,316	2,90,364
Other kinds of paper . „	5,308	9,109	11,990	17,099	13,276	2,72,006	3,96,503	5,23,733	6,41,973	4,48,226
Paper manufactures . .	2,251	1,282	791	499	593	2,01,484	98,240	70,220	46,078	52,397
Pasteboard, mill- board, and cardboard of all kinds—										
Straw board . „	4,123	23,625	21,690	10,539	22,213	1,77,301	1,62,441	1,51,675	1,38,108	1,51,293
Other kinds . „	13,247	9,885	15,643	10,921	11,422	2,63,558	1,97,399	3,19,607	2,01,315	1,97,394
Manufactures of paste- board, millboard and cardboard . „	7,831	3,082	4,996	4,339	1,889	3,50,912	1,28,368	2,16,928	1,78,951	59,919
Total of Paper and Pasteboard . . Value	—	—	—	—	—	50,02,791	33,46,777	47,39,052	49,63,696	49,52,831

* Subdivided from 1930-31.

TRADE AT CHIEF PORT
FORT ST. GEORGE

(162)

No. 12—continued

IMPORTS—continued

PRINCIPAL AND OTHER ARTICLES	QUANTITY					VALUE				
	1926-27	1927-28	1928-29	1929-30	1930-31	1926-27	1927-28	1928-29	1929-30	1930-31
						R	R	R	R	R
MADRAS—continued										
FORT ST. GEORGE—continued										
Polishes—										
Polishes and compositions for application to leather Value	—	—	—	—	—	89,198	90,427	98,599	96,952	1,50,970
Polishes and compositions for application to metals "	—	—	—	—	—	39,462	46,218	30,310	39,405	37,139
Wood Polish "	—	—	—	—	—	13,278	10,686	11,893	23,242	19,500
Other Sorts "	—	—	—	—	—	4,858	16,784	21,606	18,197	18,012
Total of Polishes "	—	—	—	—	—	1,26,791	1,64,115	1,62,398	1,77,796	2,25,620
Precious Stones and Pearls, unset—										
Diamonds "	—	—	—	—	—	15,46,018	11,40,485	11,57,248	13,88,958	10,98,848
Other precious stones "	—	—	—	—	—	72,868	93,009	55,256	55,047	35,409
Pearls "	—	—	—	—	—	..	571	360
Total of Precious stones and pearls unset "	—	—	—	—	—	16,18,886	12,34,015	12,12,504	14,45,000	11,34,617
Printing and lithographing machinery and materials (excluding paper)—										
Printing and lithographing presses "	—	—	—	—	—	2,20,317	3,54,881	3,54,413	3,86,556	1,49,209
Printing type Cwts.	203	445	374	120	226	38,827	77,748	64,962	24,925	40,350
Printers' and Lithographers' ink Value	—	—	—	—	—	85,132	1,01,957	1,16,274	1,24,128	1,07,599
Other materials "	—	—	—	—	—	47,906	58,545	1,52,252	1,30,524	1,02,845
Total of Printing and Lithographing Machinery and Materials (excluding paper) "	—	—	—	—	—	8,92,232	5,93,131	6,87,901	6,16,083	4,00,003
Provisions and Oilman's stores—										
Bacon and hams . Cwts.	1,244	1,249	1,347	1,565	1,869	1,56,250	1,58,245	1,54,438	1,92,704	1,45,920
Biscuits and cakes "	4,871	5,700	5,747	7,391	6,215	4,81,202	5,63,076	6,42,258	7,18,449	5,83,489
Butter including canned "	21	45	157	316	405	3,190	7,800	24,506	42,258	62,934
Canned and bottled provisions (not specified elsewhere)—										
Canned or bottled fruits "	8,000	2,416	3,601	3,301	3,022	1,47,099	1,19,056	1,75,329	1,44,138	1,30,045
Tinned or canned fish "	1,244	1,104	1,600	1,340	1,773	77,409	80,033	1,06,061	91,411	90,350
Vegetable products (vegetable ghee, fat, etc.) (a) "	—	22,769	33,108	36,784	47,117	—	8,53,213	13,12,242	14,76,968	18,31,760
Others "	8,239	10,454	13,379	13,408	12,875	4,27,170	4,30,113	6,09,849	6,19,077	5,30,175
Cheese (including canned) "	989	1,111	1,295	1,130	1,143	1,05,739	1,13,194	1,42,042	1,28,190	1,13,350
Cocoa and chocolate "	707	902	1,046	747	1,189	97,750	1,11,347	1,26,467	90,122	1,23,199
Confectionery (b) "	—	2,813	3,083	2,923	1,965	—	2,39,713	2,78,465	2,73,924	2,11,736
Farinaceous and patent foods—										
Farinaceous foods in bulk "	40,943	44,168	53,086	25,966	20,407	5,22,954	5,11,788	5,82,480	3,12,068	2,22,757
Milk foods for infants and invalids (wholly or mainly milk) "	2,707	3,180	3,767	3,685	3,169	5,77,930	6,55,966	7,61,736	8,18,842	6,65,921
Other sorts "	4,952	5,424	5,668	5,927	6,112	3,69,057	4,11,978	4,58,907	5,73,307	6,29,334
Gbl "	..	lbs. 4	..	16	100	..	2	..	1,161	6,017
Isinglass "	21	19	17	15	20	6,231	5,807	4,897	4,544	7,355
Jams and jellies "	1,782	1,946	2,260	1,875	1,919	93,232	96,230	1,12,651	94,480	79,351
Lard "	6	2	6	8	1	534	200	393	788	75
Milk, condensed and preserved (including milk cream) "	6,588	6,860	8,405	9,435	11,431	4,24,710	4,30,071	5,21,608	5,05,724	5,61,316
Pickles, chutnies, sauces and condiments "	524	457	733	522	296	60,045	57,134	57,465	58,891	20,171
Vinegar (excluding bottled vinegar) Gala.	2,034	2,550	3,307	3,325	3,780	2,781	3,369	5,910	3,903	4,498
All other kinds Cwts.	10,127	6,130	10,228	10,628	7,738	1,91,119	1,35,302	2,02,275	1,95,887	1,55,001
Total of Provisions, etc. Value	—	—	—	—	—	87,44,452	49,33,632	62,80,484	64,07,336	61,35,977

(a) Separately recorded from 1927-28.
(b) Shown under Sugar prior to 1927-28.

No. 12—continued
IMPORTS—continued

PRINCIPAL AND OTHER ARTICLES	QUANTITY					VALUE				
	1926-27	1927-28	1928-29	1929-30	1930-31	1926-27	1927-28	1928-29	1929-30	1930-31
MADRAS—continued						R	R	R	R	R
FORT ST. GEORGE—continued										
Railway plant and rolling-stock—										
Imported direct by State Railways working under Company's management—										
Carriages and parts thereof . . . Value	—	—	—	—	—	8,08,578	37,72,709	—	—	—
Wagons and parts thereof . . . "	—	—	—	—	—	13,80,800	8,58,192	—	—	—
Locomotive engines and tenders and parts thereof . . . "	—	—	—	—	—	15,44,126	31,13,292	—	—	—
Sleepers and keys of steel or iron Tons	1,636	14,239	—	—	—	2,28,906	20,43,366	—	—	—
Sleepers of wood . . . "	17,352	363	—	—	—	21,74,029	42,976	—	—	—
Other kinds of materials . . . "	469	2,587	—	—	—	1,59,113	6,89,933	—	—	—
Total of imports direct by State Railways . . . Value	—	—	—	—	—	62,95,051	1,05,15,468	—	—	—
Imported by other Railways or by contractors or merchants—										
Carriages and parts thereof: . . . "	—	—	—	—	—	56,888	1,15,095	—	—	—
Wagons and parts thereof . . . "	—	—	—	—	—	695	38,861	—	—	—
Locomotive engines and tenders and parts thereof . . . "	—	—	—	—	—	1,69,889	1,32,503	—	—	—
Materials for construction—										
Sleepers and keys of steel or iron Tons	2,294	55	—	—	—	2,16,547	7,598	—	—	—
Sleepers of wood . . . "	4,306	—	—	—	—	4,24,202	—	—	—	—
Other kinds of materials . . . "	379	167	—	—	—	90,339	67,038	—	—	—
Total of imports by other Railways or by contractor or merchants . . . Value	—	—	—	—	—	9,58,554	3,61,095	—	—	—
Total of Railway plant and rolling stock . . . "	—	—	—	—	—	72,53,605	1,08,76,563	—	—	—

TRADE AT CHIEF PORT
FORT ST. GEORGE

(164)

No. 12—continued

IMPORTS—continued

PRINCIPAL AND OTHER ARTICLES	QUANTITY					VALUE				
	1926-27	1927-28	1928-29	1929-30	1930-31	1926-27	1927-28	1928-29	1929-30	1930-31
						R	R	R	R	R
MADRAS—continued										
FORT ST. GEORGE—continued										
Rubber—										
Manufactures—										
Pneumatic motor covers No.	60,029	72,481	87,744	95,406	68,551	23,03,213	30,85,326	35,17,521	43,94,190	30,27,114
“ “ tubes “	62,495	73,212	88,802	83,692	58,811	4,25,882	5,46,352	6,78,984	6,64,108	4,47,707
Pneumatic motor cycle covers “	1,370	1,991	1,738	1,116	1,087	25,545	27,754	43,096	15,605	16,155
Pneumatic motor cycle tubes “	1,981	5,846	1,942	1,373	1,973	7,309	16,802	7,791	3,836	5,615
Pneumatic cycle covers “	106,647	98,881	129,780	188,815	129,885	2,27,715	1,72,605	2,52,670	3,10,551	2,10,116
Pneumatic cycle tubes “	133,795	121,506	120,020	186,727	142,162	1,55,095	1,37,821	1,46,361	1,99,220	1,33,353
Solid rubber tyres for motor vehicles “	517	489	263	432	841	67,549	56,557	32,622	45,689	59,275
Other manufactures (except apparel and boots and shoes) . Value	—	—	—	—	—	1,46,017	1,27,987	1,17,025	1,40,010	1,49,858
Total of Rubber “	—	—	—	—	—	38,58,925	41,70,704	47,96,076	57,73,813	40,49,253

No. 12—continued

IMPORTS—continued

PRINCIPAL AND OTHER ARTICLES	QUANTITY					VALUE				
	1926-27	1927-28	1928-29	1929-30	1930-31	1926-27	1927-28	1928-29	1929-30	1930-31
MADRAS—continued						R	R	R	R	R
FORT ST. GEORGE—continued										
Soap—										
Household and laundry soap in bars or tablets Cwts.	11,450	12,649	14,768	14,244	12,807	4,58,360	4,86,200	5,65,299	5,64,004	4,89,215
Toilet soap "	7,085	7,224	8,712	10,042	8,577	8,58,517	8,46,552	10,07,828	10,67,515	8,80,840
Other sorts "	600	778	997	757	589	25,753	34,771	30,344	34,737	33,083
Total of Soap "	10,284	20,651	24,477	25,043	21,973	13,42,630	13,67,522	16,12,471	16,66,346	14,04,038
Spices—										
Betelnuts "	20,042	16,751	14,017	4,860	3,846	5,60,167	4,70,823	3,94,969	1,21,138	87,032
Cardamoms "	1,142	672	354	340	536	98,722	40,230	28,706	63,924	37,670
Cassia (d) "	—	2,920	5,297	5,720	3,515	—	60,065	1,04,937	66,430	48,720
Cloves "	—	551	17	229	131	—	30,706	1,404	14,029	9,609
Nutmegs "	660	427	476	443	417	57,164	36,073	44,565	38,446	28,512
Pepper "	1,408	493	345	187	334	75,236	36,061	30,767	19,503	27,897
Other sorts "	217	232	200	313	266	43,068	39,661	40,104	61,122	39,921
Total of Spices "	23,469	22,046	20,706	12,692	9,045	8,34,357	7,31,679	6,45,542	4,14,592	2,80,261
Starch and Farina—										
Starch "	881	1,317	1,743	1,606	1,706	11,082	16,931	22,186	24,804	23,211
Farina and potato flour "	1,044	1,803	1,112	1,638	1,091	12,019	24,377	15,902	17,051	6,190
Sago flour (e) "	—	—	—	29,282	29,987	—	—	—	2,30,667	2,14,063
Total Starch and Farina "	1,925	3,120	2,855	33,526	32,784	24,001	41,358	38,178	2,81,612	2,43,464
Stationery (excluding paper)—										
Pencils (excluding slate pencils) Dozens	366,369	444,752	753,499	528,997	340,294	1,20,065	1,12,455	1,95,000	1,59,289	1,09,013
Other sorts { Protected Cwts.	851	709	763	1,016	620	85,909	87,953	90,070	1,04,764	76,626
{ Not protected Value	—	—	—	—	—	8,45,638	8,79,235	10,15,232	11,71,852	9,47,178
Total of Stationery "	—	—	—	—	—	10,51,612	10,79,693	13,00,302	14,35,905	11,32,817
Sugar—										
16 Dutch Standard and above (e) Tons	29,623	26,751	37,215	50,287	—	79,13,410	54,51,635	76,22,489	95,30,895	—
Sugar, 23 D.S. and above "	—	—	—	—	40,544	—	—	—	—	49,34,122
Sugar, below 23 D. S. but not below 16 D. S. "	—	—	—	—	85	—	—	—	—	14,516
15 Dutch Standard and below "	50	88	51	572	236	10,815	23,600	8,680	73,588	25,697
Molasses "	2,060	1,909	1,866	2,160	4,679	1,20,716	1,03,638	83,735	1,30,482	3,16,656
Confectionery (b) "	179	—	—	—	—	3,10,842	—	—	—	—
Saccharine (c) lbs.	12	—	—	—	—	965	—	—	—	—
Total of Sugar Tons	31,912	28,778	39,132	53,019	45,544	83,56,748	55,78,873	77,14,904	97,34,965	52,90,991
Tallow and Stearine, etc.—										
Grease Cwts.	425	1,160	347	324	227	9,727	22,877	6,566	9,961	4,046
Other sorts "	2,238	1,390	2,231	2,109	4,006	76,864	43,740	73,830	68,082	1,05,626
Total of Tallow and Stearine "	2,663	2,550	2,578	2,433	4,233	86,591	66,617	79,896	78,043	1,09,672

(a) Shown separately from 1929-30.
(b) Shown under Provisional from 1927-28.

TRADE AT CHIEF PORT
FORT ST. GEORGE

(166)

No. 12—continued
IMPORTS—continued

PRINCIPAL AND OTHER ARTICLES	QUANTITY					VALUE				
	1926-27	1927-28	1928-29	1929-30	1930-31	1926-27	1927-28	1928-29	1929-30	1930-31
	R	R	R	R	R	R	R	R	R	R
MADRAS—continued FORT ST. GEORGE—continued Tea—										
Black Tea—										
Tea-chests, entire or in sections—										
Of iron or steel or other metal Value	1,580	15,807	107,342	261,510	73,117	1,310	8,376	76,826	1,64,038	47,954
Of wood "	—	—	—	—	—	3,786	46,830	36,099
Total of Tea-chests, etc. "	—	—	—	—	—	1,83,591	88,328	41,757	23,317	10,455
Telegraphs—										
Materials for construction and accessories (excluding electrical) "	—	—	—	—	—	1,48,745	18,690	3,192	6,630	1,445
Textiles—										
Cotton—										
Raw Tons	67	65,460
Twist and yarn—										
Grey (unbleached)—										
Nos. 1 to 30 Lbs.	7,000	5,002	..	7,300	10,487	3,305	7,814	..	3,113	3,690
.. 31 to 40 "	2,644,935	822,914	2,039,924	2,460,916	2,105,558	28,20,516	8,24,808	24,01,882	26,77,918	18,23,616
.. 41 to 50 "	40,150	96,235	71,892	70,305	52,145	57,473	1,63,581	1,21,570	1,04,845	67,722
.. 51 to 60 "	2,666,204	2,548,580	3,010,740	2,846,575	1,286,749	47,70,418	40,00,776	49,21,967	44,42,519	15,85,055
.. 61 to 100 "	201,490	308,895	338,980	437,145	210,225	4,82,271	6,65,432	8,76,281	3,74,191	3,24,356
Above No. 100 "	29,545	35,825	55,075	66,525	33,085	1,19,626	1,13,375	1,89,398	2,01,639	99,395
Twofolds doubles "	18,700	7,000	38,052	291	..	25,825	9,021	46,313	681	..
Total Grey (unbleached) "	5,608,024	3,825,331	5,604,663	5,879,547	3,698,249	82,84,434	57,99,807	85,57,420	83,10,105	39,08,634
White (bleached) "	(a)1,035,003	17,88,857(a)
Nos. 1 to 30 "	..	3,900	1,200	5,092	1,370
.. 31 to 40 "	(b)200,000	992,405	1,015,940	1,415,993	857,148	2,67,343(b)	12,19,006	13,09,442	17,99,898	3,59,142
.. 41 to 50 "	5,528	6,685
Above No. 50 "	(b) 71,500	897,352	989,395	1,113,485	753,491	1,27,071(b)	17,63,514	19,21,181	20,44,063	11,24,617
White twofolds doubles "	(b) 2,700	19,500	71,640	137,678	125,104	3,442(b)	24,617	1,07,619	1,85,649	1,51,214
Total White (bleached) "	1,309,203	1,913,157	2,033,703	2,667,156	1,735,743	21,86,718	30,12,229	33,46,297	40,29,610	21,84,973
Coloured—										
Nos. 1 to 20 "	2,000	4,230
.. 26 to 30 "	35	28
.. 31 to 40 "	863,895	966,584	618,433	956,843	355,746	13,72,740	14,03,497	2,55,090	13,72,542	4,76,313
.. 41 to 50 "	50	..	2,000	2,000	14,805	77	..	3,059	2,525	24,124
Above No. 50 "	372,400	406,070	211,516	262,911	149,433	10,75,993	10,24,111	4,86,211	5,79,825	2,94,288
Coloured (twofolds doubles) "	..	16,400	22,280	13,300	30,437	36,249	24,024	..
Total Coloured "	1,238,180	1,389,054	832,279	1,235,554	519,984	24,53,038	24,58,045	13,80,609	19,78,916	7,94,725
Mercerised cotton yarn "	(a)23,815	(a)39,701
Above No. 50 "	..	1,104	3,900	2,947	7,893
Twofolds (doubles) "	(b)1,534	14,360	101,302	209,348	388,911	(b)5,931	39,640	2,09,942	3,97,366	6,13,214
Total "	25,749	15,464	105,702	209,348	388,911	64,682	42,587	2,17,835	3,97,366	6,13,214
Unspecified descriptions of Twist and Yarn "	52	10,067	56	9,347
Total of Twist and Yarn "	3,131,208	7,153,073	8,646,347	9,991,605	6,342,837	1,29,88,928	1,13,12,515	1,35,02,161	1,47,15,997	74,51,746
Manufactures—										
Canvas Yards	24,407	21,130	34,613	7,602	12,402	47,136	38,299	60,938	12,165	16,587
Hosiery—										
Stockings and socks Dozen pairs	13,236	13,343	12,329	17,254	10,748	55,161	42,674	32,312	31,594	17,768
Underwear Dozens	3,427	1,065	1,424	960	100	16,946	7,573	6,324	5,698	404
Other sorts "	661	29,687	15,270	33,083	17,319
Total of Hosiery "	72,768	79,934	54,406	70,375	35,491
Lace and Patent net Yards	11,041	64,311	46,373	52,294	84,652	6,036	36,919	29,219	31,503	43,578
Piece goods—										
Grey (unbleached)—										
Plain Grey—										
Dhuttis, Batts and Scarves "	3,100	241,410	10,804	2,025	70,701	2,436
Drills and Jeans "	36,200	166,034	115,791	150,443	35,933	34,135	59,943	39,932	49,442	10,023
Jaconets including Madapollams, Mulls, and Cambrics "	20,299,414	14,317,396	17,374,336	16,026,197	9,643,427	68,60,591	46,96,919	56,70,106	48,33,900	24,25,051
Lyngcloth and Shirtings "	6,344,194	5,380,808	3,781,996	9,604,079	15,525,539	19,45,437	18,91,976	11,50,039	23,39,217	29,10,556
Other kinds "	67,327	146,544	192,681	406,933	455,493	22,969	41,389	49,208	92,741	31,544
Total of Plain Grey "	27,405,235	20,752,192	21,964,804	26,137,702	25,671,256	88,66,107	65,60,933	69,09,285	73,65,300	54,29,660

(a) Figures for 9 months from April to December 1926.

No. 12—continued

IMPORTS—continued

PRINCIPAL AND OTHER ARTICLES	QUANTITY					VALUE				
	1926-27	1927-28	1928-29	1929-30	1930-31	1926-27	1927-28	1928-29	1929-30	1930-31
MADRAS—continued						R	R	R	R	R
FORT ST. GEORGE—continued										
Textiles—continued										
Cotton—contd.										
Manufactures—continued										
Piece goods—contd.										
Grey (unbleached)—continued										
Bordered Grey— Dhutis, Saris and Scarves Yards	9,810,028	6,740,223	9,796,995	13,702,058	7,053,740	33,37,235	20,31,228	27,17,873	35,74,223	14,05,634
Jaconets including Madapollams, Mulls and Cam- brics	24,000	20,790	7,191	8,374
Other kinds ..	33,840	1,000	29,375	700
Total of Bordered Grey ..	9,844,768	6,750,223	9,796,995	13,726,058	7,074,530	33,66,610	20,31,928	27,17,873	35,81,414	14,14,008
Total of Grey (un- bleached) Plain and Bordered ..	37,250,008	27,502,415	31,761,799	39,913,760	32,745,786	1,22,32,717	85,92,861	96,27,158	1,09,46,714	68,43,668
White (bleached)— Checks, Spots and Stripes ..	173,979	114,346	71,187	133,229	176,978	91,355	67,302	33,271	59,123	55,087
Dhutis, Saris, and Scarves ..	6,750,357	4,345,030	5,933,818	8,635,526	4,417,431	23,44,793	15,24,092	20,67,800	30,82,741	12,10,661
Drills and Jeans ..	15,463	23,200	10,296	52,462	371,875	11,459	14,566	11,476	23,625	67,108
Jaconets, Madapollams, Mulls, Cam- brics, and Muslins ..	1,239,105	799,275	1,125,424	1,322,533	568,274	3,64,832	2,26,515	2,94,348	4,28,432	1,33,342
Lawns ..	54,731	24,976	47,363	93,975	10,134	21,704	9,201	16,637	15,099	3,491
Longcloths and shirtings ..	744,252	305,800	454,285	641,434	796,705	3,33,545	1,16,445	1,64,071	2,01,368	2,10,680
Mulls ..	10,712,522	15,583,532	20,622,976	24,561,626	16,040,199	69,95,224	59,27,678	77,59,339	93,23,106	46,38,316
Nainsooks ..	4,627,389	3,133,821	2,519,327	2,441,581	1,625,155	9,98,932	6,44,091	3,70,237	6,11,348	3,24,413
Twills ..	331,470	282,224	917,741	981,787	829,546	1,60,717	1,12,642	3,97,106	3,99,071	3,01,389
Other kinds ..	73,119	264,037	20,171	36,707	354,071	43,903	88,724	15,611	22,975	97,370
Total of White (bleached) ..	29,772,337	24,346,350	31,723,033	33,905,910	25,190,368	1,13,70,914	87,31,254	1,14,35,546	1,41,66,338	70,92,357
Coloured, printed, or dyed—										
Printed goods— Cambrics, includ- ing Madapollams, Muslins, Mulls and Jaconets ..	456,007	378,851	298,073	509,140	57,257	1,54,104	1,28,514	1,01,593	1,51,786	20,335
Checks, Spots and Stripes ..	520,851	675,086	360,103	177,689	64,286	2,98,230	3,14,457	1,67,489	81,703	23,782
Drills and Jeans ..	472,055	606,600	1,145,815	901,106	251,312	1,79,545	2,12,130	4,10,197	2,30,594	72,213
Prints and Chintz ..	6,154,133	3,906,945	4,520,250	2,542,351	730,931	20,51,154	13,54,118	14,66,692	8,33,661	2,36,446
Saris and Scarves ..	984,984	479,926	300,596	412,544	57,085	4,17,936	1,77,358	1,63,163	2,07,247	20,312
Sateens ..	6,091	94,456	590,043	621	330	4,090	45,918	2,59,327	424	223
Shirtings ..	622,202	231,146	601,068	233,555	124,273	2,12,437	73,058	1,81,280	30,637	34,904
Twills ..	45,406	46,630	60,982	23,254	11,494	16,862	15,939	20,509	7,163	3,532
Other kinds ..	66,991	23,202	2,954	12,234	35,442	33,416	14,540	2,166	9,435	15,613
Total of Printed Goods ..	9,323,780	6,442,952	7,379,839	4,863,044	1,332,410	33,72,324	23,36,032	27,72,916	16,52,650	4,32,420
Dyed goods— Cambrics, includ- ing Madapollams, Muslins, Mulls and Jaconets ..	1,132,016	1,010,835	1,557,096	1,945,600	1,977,494	3,97,998	3,25,548	5,17,570	6,34,429	4,35,657
Checks, Spots and Stripes ..	51,877	130,421	264,908	370,337	485,205	37,418	33,607	1,44,629	1,33,237	1,31,315
Drills and Jeans ..	72,727	223,538	519,950	440,067	935,539	27,307	35,726	1,96,694	1,23,013	2,44,446
Flannel and flan- nellole ..	1,153	1,579	1,159	124,400	23,320	551	917	644	32,746	5,173
Italian Cloth and sateens ..	155,230	200,372	84,977	493,954	351,350	76,771	93,091	39,755	2,04,233	1,27,593
Prints and Chintz ..	373,043	545,104	63,727	3,019,543	1,735,533	3,00,102	1,90,723	22,336	11,57,030	5,23,224
Saris and Scarves ..	1,764,370	2,415,503	2,435,104	3,031,627	2,145,909	7,05,519	10,05,722	3,39,956	11,13,533	6,67,096
Shirtings ..	733,119	314,322	761,632	1,120,277	814,352	2,39,547	1,49,423	2,06,165	2,62,729	1,37,331
Twills ..	35,415	45,274	237,652	137,735	136,700	17,302	27,697	31,243	59,533	62,564
Other kinds ..	579,776	457,471	473,313	305,373	507,137	2,33,100	2,56,760	2,71,391	4,29,917	2,33,425
Total of Dyed Goods ..	5,460,136	5,594,474	6,454,513	12,414,553	9,114,199	21,36,205	22,19,224	23,70,233	42,10,565	26,32,329

TRADE AT CHIEF PORT
FORT ST. GEORGE

(168)

No. 12—continued

IMPORTS—continued

PRINCIPAL AND OTHER ARTICLES	QUANTITY					VALUE				
	1926-27	1927-28	1928-29	1929-30	1930-31	1926-27	1927-28	1928-29	1929-30	1930-31
						R	R	R	R	R
MADRAS—continued										
Fort St. George—continued										
Textiles—continued										
Cotton—continued										
Manufactures—continued										
Piece goods—continued										
Coloured; printed or dyed—continued										
Woven coloured Goods—										
Cambrics, including Madapollams, Muslins, Mulls and Jaconets . . . Yards	201,608	2,501	88	160	61,231	72,455	1,048	70	188	14,081
Checks, Spots and Stripes . . . "	19,908	524	5,837	20,364	32,028	12,653	722	3,870	13,046	16,245
Dhulis . . . "	..	17,635	6,088	..	4,984	1,714
Prints and Chints, . . . "	77,628	95	..	31,271	178	..
Saris and Scarves . . . "	9,842	42,760	..	12,591	86,782	4,130	16,977	..	4,434	25,002
Shirtings . . . "	41,154	12,000	242	1,980	14,518	13,916	2,220	290	1,384	4,387
Other kinds . . . "	15,524	21,630	13,799	20,544	23,100	11,432	23,186	15,298	15,649	14,910
Total of Woven coloured goods . . . "	365,650	97,100	10,966	55,693	223,747	1,45,857	49,087	10,518	34,879	76,348
Total of Woven coloured, Printed, or Dyed . . . "	15,154,575	12,134,526	14,354,873	17,333,290	10,720,356	56,54,886	46,04,343	51,62,717	58,08,064	31,91,507
Fents of all descriptions . . . "	26,136	11,858	7,386	53,183	98,865	6,432	5,376	7,757	16,084	20,054
Total of Piece-goods . . . "	82,203,101	64,495,149	77,346,651	96,206,143	68,755,375	2,02,04,940	2,10,33,834	2,62,33,178	3,10,27,280	1,71,49,076
Rope . . . Lbs.	25,096	7,770	18,608	17,789	24,044	25,521	7,731	20,915	19,104	23,270
Thread, sewing . . . "	118,014	134,503	165,576	186,582	166,784	4,45,617	4,91,286	5,03,345	5,05,823	4,86,940
Other sorts of manufactures . . . Value	—	—	—	—	—	1,71,022	1,83,392	1,86,700	1,84,250	1,30,004
Total of Cotton manufactures (other than piece goods) . . . "	—	—	—	—	—	7,68,200	8,37,561	8,55,523	9,13,220	7,44,060
Total of Cotton Goods (excluding Twist and Yarn) . . . "	—	—	—	—	—	3,00,33,149	2,27,71,305	2,70,88,701	3,19,40,500	1,78,94,036
Other kinds of cotton (Textiles) . . . "	—	—	—	—	—	2,365
Total of Cotton Textiles . . . "	—	—	—	—	—	4,30,22,077	3,40,83,910	4,05,93,727	4,66,56,497	2,54,11,242
Flax—										
Canvas . . . Yards	21,152	26,656	15,931	23,367	10,487	30,879	51,230	32,150	53,497	16,816
Piece goods . . . "	13,038	17,974	10,325	9,527	6,007	16,555	17,261	11,910	9,798	6,682
Thread, sewing . . . Lbs.	16,438	8,129	10,682	22,431	9,127	35,777	23,871	24,843	36,028	19,139
Other sorts . . . Value	—	—	—	—	—	25,263	36,650	73,340	86,604	12,435
Total of Flax . . . "	—	—	—	—	—	1,17,414	1,29,012	1,42,248	1,38,927	55,072
Haberdashery and Millinery—										
Lace and Embroidery . . . "	—	—	—	—	—	14,885	19,768	27,963	4,880	3,530
Towels not in the piece . . . No.	3,409	6,903	12,403	66,586	60,474	2,117	1,542	5,796	14,824	13,355
Other sorts . . . Value	—	—	—	—	—	3,00,427	2,89,920	3,44,187	3,59,631	2,61,031
Total of Haberdashery and Millinery . . . "	—	—	—	—	—	3,17,429	3,11,230	3,77,946	3,78,635	2,78,616
Hemp—										
Manufactures (excluding Cordage) . . . "	—	—	—	—	—	580	496	8,271	7,828	758
Jute—										
Canvas . . . Yards	6,760	2,919	7,707	155	2,436	9,163	5,300	17,989	243	1,433
Gunny bags . . . No.	223,785	10,525	34,538	340	13,244	89,241	7,971	7,312	247	2,730
Other kinds . . . Value	—	—	—	—	—	13,562	54,072	35,058	33,715	15,827
Total of Jute . . . "	—	—	—	—	—	1,11,971	67,343	69,859	34,205	19,090

No. 12—continued

IMPORTS—continued

PRINCIPAL AND OTHER ARTICLES	QUANTITY					VALUE				
	1926-27	1927-28	1928-29	1929-30	1930-31	1926-27	1927-28	1928-29	1929-30	1930-31
INDIAS—continued						R	R	R	R	R
FORT ST. GEORGE—continued										
Textiles—concluded										
Silk—										
Raw Lbs.	15,775	12,556	23,139	42,257	63,104	95,649	72,659	1,30,000	2,23,211	2,83,291
Manufactures—										
Silk yarn, noils and warps "	784	914	23	550	..	6,085	2,513	244	4,225	11
Goods of silk (mixed with other materials) "	4,279	23,422	27,729	32,748	71,184	7,837	35,673	39,139	41,997	50,514
Silk piece goods Yards	22,241	28,328	100,150	190,300	7,17,242	41,548	62,044	3,15,192	3,01,604	5,98,644
Other sorts Value	—	—	—	—	—	27,634	36,646	32,397	42,693	14,797
Total of Silk "	—	—	—	—	—	1,78,893	2,09,534	5,16,972	6,13,730	9,47,257
Wool—										
Yarn and knitting wool Lbs.	28,200	28,912	44,250	—	—	1,03,925	1,16,012	1,65,020	—	—
Worsted yarn for weaving (a) "	—	—	—	924	568	—	—	—	2,305	1,243
Knitting wool (a) "	—	—	—	54,277	30,727	—	—	—	1,08,120	1,07,638
Total Yarn and knitting wool "	28,200	28,912	44,250	55,201	31,295	1,03,925	1,16,012	1,65,020	2,00,425	1,08,881
Manufactures—										
Blankets "	38,762	25,707	55,633	76,760	20,165	29,954	25,884	75,249	1,04,790	36,028
Carpets and rugs "	15,159	18,987	4,586	24,835	6,002	37,296	45,057	11,266	40,042	12,406
Hosiery "	4,728	3,950	3,440	3,440	5,220	32,470	22,898	22,979	16,876	17,576
Piece goods Yards	98,723	81,346	116,812	104,184	72,620	2,45,557	2,28,651	2,37,746	2,51,974	1,41,815
Shawls No.	17,075	16,038	29,659	16,345	18,073	92,926	69,769	1,72,147	85,324	31,658
Other sorts Value	—	—	—	—	—	20,543	37,093	16,929	44,660	7,351
Total of Wool "	—	—	—	—	—	5,02,671	5,05,364	7,01,386	7,44,991	4,05,713
Artificial silk—										
Artificial silk yarn Lbs.	180,997	881,376	1,521,537	2,076,193	2,220,001	3,21,598	17,08,319	26,74,906	28,08,732	25,11,169
Piece goods of cotton and artificial silk (b) Yards	71,360	89,531	101,058	399,615	-385,436†	80,563	90,184	91,665	2,65,245	1,90,580†
Piece-goods made entirely of artificial silk "	—	—	—	—	2,489,101*	—	—	—	—	8,06,040*
Piece-goods made of cotton and artificial silk "	—	—	—	—	39,691*	—	—	—	—	45,720*
Total piece-goods of cotton and artificial silk "	71,360	89,531	1,01,058	399,615	2,964,228	80,563	90,184	91,665	2,65,245	11,32,349
Other sorts Value	—	—	—	—	—	5,311	21,440	22,494	30,785	27,865
Total of artificial silk "	—	—	—	—	—	4,07,472	18,19,952	27,89,065	31,04,762	36,71,383
Other textiles—										
Manufactured "	—	—	—	—	—	8,504	5,393	12,375	12,447	8,436
Total of Textiles "	—	—	—	—	—	4,47,26,921	3,71,02,144	4,52,02,204	5,16,92,222	3,07,98,657
Tobacco—										
Unmanufactured Lbs.	2,610,630	2,032,581	3,594,425	2,572,427	1,207,692	20,39,338	17,77,887	29,94,684	22,55,193	10,30,992
Manufactured—										
Cigars "	26	142	641	144	..	95	458	2,646	513	..
Cigarettes† (No. Lbs.)	256,413	341,935	393,158	542,836	171,448,423 421,261	10,00,988	13,87,713	16,99,433	21,41,037	17,19,041
Other sorts "	21,640	18,398	17,843	20,376	17,767	1,11,956	95,130	92,022	96,066	88,592
Total of Tobacco (No. Lbs.)	2,888,615	2,393,056	4,006,067	3,135,783	171,448,423 1,646,726	32,18,375	32,61,183	47,88,785	44,92,719	23,97,535
Toilet requisites (not specified elsewhere) Value	—	—	—	—	—	4,80,104	5,23,394	6,01,065	7,28,971	6,07,954
Toys and requisites for games and sports (including fishing tackle)—										
Toys "	—	—	—	—	—	1,99,595	2,02,765	2,40,169	3,03,163	1,94,066
Requisites for games and sports (excluding firearms, etc.)—										
Playing cards "	—	—	—	—	—	1,63,612	1,94,624	2,40,830	2,15,865	2,36,851
Other sorts "	—	—	—	—	—	50,378	63,760	77,595	71,554	62,065
Total of Toys, etc. "	—	—	—	—	—	4,13,585	4,61,149	5,58,594	5,90,587	4,93,882
Umbrellas, and Umbrella fittings—										
Umbrellas complete, including parasols and sunshades No.	7,273	7,925	5,324	2,874	3,198	13,938	21,759	10,895	7,750	3,286
Umbrella fittings Value	—	—	—	—	—	9,995	3,585	8,509	20,410	57,963
Total of Umbrellas, etc. "	—	—	—	—	—	23,933	25,344	19,404	28,160	66,249

(a) Shown separately from 1929-30.
(b) Subdivided from 1930-31.
* Minimum for seven months from September 1930.

TRADE AT CHIEF PORT
FORT ST. GEORGE

(170)

No. 12—continued

IMPORTS—continued

PRINCIPAL AND OTHER ARTICLES	QUANTITY					VALUE				
	1926-27	1927-28	1928-29	1929-30	1930-31	1926-27	1927-28	1928-29	1929-30	1930-31
MADRAS—continued						R	R	R	R	R
FORT ST. GEORGE—continued										
Vehicles, excluding locomotives, etc., for railways—										
Carriages and carts not mechanically propelled and parts thereof (excluding railway carriages, trucks, etc.)—										
Carriages and carts not mechanically propelled (excluding railway carriages, trucks, etc.)	433	57	251	116	100	40,908	4,722	21,014	42,232	7,501
Protected No.										
Carriages and carts not mechanically propelled (excluding railway carriages, trucks, etc.)	65	88	70	121	29	10,816	14,942	17,864	48,201	3,581
Not protected, Value										
Parts of Carriages, and carts (excluding rubber tyres)	—	—	—	—	—	51,153	28,813	40,568	20,470	25,131
Protected Value										
Not protected, Value										
Perambulators and children's go-carts	601	631	724	822	669	48,769	19,095	20,027	21,791	14,968
No.										
Parts of perambulators and children's go-carts	—	—	—	—	—	91	548	30
Value										
Total of Carriages and carts not mechanically propelled and parts thereof, etc.	—	—	—	—	—	1,66,687	80,280	1,51,421	1,94,636	80,354
Cycles (other than Motor Cycles) and parts thereof and accessories—										
Cycles imported entire or in sections	10,901	14,153	18,165	16,167	8,410	5,89,197	5,79,205	6,70,419	6,26,803	3,22,605
No.										
Parts of cycles and accessories (excluding rubber tyres)	—	—	—	—	—	7,82,405	9,07,798	10,00,136	10,46,668	6,15,805
Value										
Total of Cycles (other than Motor Cycles) and parts thereof and accessories	—	—	—	—	—	13,71,602	14,87,003	16,70,555	16,73,471	9,38,500
Mechanically propelled vehicles (excluding railway locomotives and tractors)—										
Air Craft	2	13,625
No.										
Parts of air-crafts	—	—	—	—	—	—	—	500	8,315	3,942
Value										
Carriages and parts for railways	—	—	—	—	—	—	—	10,24,685	9,09,515	16,47,048
Motor Cars (including taxi-cabs)	1,678	2,429	2,929	2,426	1,559	24,84,057	55,72,927	63,54,620	55,63,911	33,41,303
No.										
Motor cycles (including scooters)	330	538	443	500	360	1,85,805	3,04,899	2,53,205	2,80,150	1,60,098
Motor omnibuses, motor vans and motor lorries—										
Imported with bodies	..	9	1	..	1	..	62,591	8,829	..	1,700
Chassis	1,128	1,195	1,984	1,434	1,222	18,92,120	21,09,240	36,09,876	28,11,344	22,97,860
Total of Motor Omnibuses, Motor Vans and Lorries	1,128	1,204	1,985	1,434	1,223	18,92,120	21,71,831	36,18,705	28,11,344	22,99,560
Wagons and parts for Railways	—	—	—	—	—	—	—	4,98,473	10,67,498	3,75,858
Parts of mechanically propelled vehicles and accessories, other than of Aircraft (excluding rubber tyres)	—	—	—	—	—	10,97,329	13,51,539	17,36,405	14,92,304	12,23,991
Value										
Total of mechanically propelled vehicles, etc. Value	—	—	—	—	—	66,59,911	94,01,166	1,34,81,593	1,21,33,037	90,70,420
Ships, parts of (including launches and boats)	—	—	—	—	—	9,361	511	916	1,100	9,926
Total of Vehicles excluding locomotives, etc., for Railways	—	—	—	—	—	82,07,651	1,09,68,940	1,53,04,485	1,40,02,244	1,00,09,200
Wood and Timber—										
Timber other than Railway sleepers—										
Deal and pine wood C.Tons	25	..	16	..	39	5,473	..	2,211	..	4,388
Jarrah wood	699	1,690	..	86,728	2,57,585	..
Teakwood	41	573	1,521	7,135	69,637	2,23,195
Sandal Tons	..	31	Cwt. 1	..	112	..	7,736	74	..	1,504

*Recorded under "Railway plant, etc." prior to 1928-29.

No. 12—continued

IMPORTS—continued

PRINCIPAL AND OTHER ARTICLES	QUANTITY					VALUE				
	1926-27	1927-28	1928-29	1929-30	1930-31	1926-27	1927-28	1928-29	1929-30	1930-31
						R	R	R	R	R
ADIDAS—continued										
FORT ST. GEORGE—continued										
Wood and Timber—continued										
Other kinds of wood and timber										
Manufactures of wood, other than Furniture and Cabinet-ware	—	—	—	—	—	3,562	1,262	1,343	2,86,453	2,86,434
Total of Wood and Timber	—	—	—	—	—	2,42,012	3,01,545	3,79,081	6,18,685	3,80,088
Postal Articles not specified	—	—	—	—	—	3,87,765	3,10,543	3,89,844	12,02,360	8,45,612
All other Articles of Merchandise—										
Unmanufactured	—	—	—	—	—	30,01,845	37,60,725	35,04,409	34,05,744	32,03,384
Manufactured	—	—	—	—	—	60,529	1,06,204	1,80,881	72,044	65,803
Grand Total (excludes of Government Stores)	—	—	—	—	—	3,90,784	10,31,971	12,85,977	10,85,959	10,22,348
	—	—	—	—	—	17,36,83,042	18,62,65,849	20,75,05,371	21,10,87,310	15,58,25,648

GOVERNMENT STORES

PRINCIPAL AND OTHER ARTICLES	QUANTITY					VALUE				
	1926-27	1927-28	1928-29	1929-30	1930-31	1926-27	1927-28	1928-29	1929-30	1930-31
						R	R	R	R	R
Apparel (including drapery, uniforms, accoutrements, but excluding bootery)	—	—	—	—	—	6,48,857	1,18,243	96,118	48,199	40,644
Arms and Ammunition, and Military stores—										
Firearms, and parts thereof	—	—	—	—	—	50,654	56,811	76,682	41,556	61,288
Other sorts	—	—	—	—	—	42,051	43,942	51,141	22,061	84,580
Total of Arms, etc.	—	—	—	—	—	93,305	1,00,759	1,27,776	63,617	1,45,868
Books printed, and printed matter (not being stationery), including maps and charts	—	—	—	—	—	5,240	5,008	9,257	17,765	16,247
Building and Engineering materials (other than of Iron, Steel, or Wood)	—	—	—	—	—	836	142	..	3,714	1,616
Chemicals	—	—	—	—	—	1,68,470	1,81,124	2,73,541	3,09,071	3,01,84
Coal and Coke	238	152	11,562	6,730	..
Drugs, Medicines, and Narcotics—										
Drugs—										
Cinchona bark	Lbs. 135,191	116,318	49,219	51,306	78,096	53,403
Quinine Salts	Value	—	—	—	—	18,420	13,832	5,715	24,481	10,774
Total of Drugs	69,726	86,930	59,208	24,481	10,774

TRADE AT CHIEF PORT
FORT ST. GEORGE

(172)

No. 12—continued
IMPORTS—continued

GOVERNMENT STORES—continued

PRINCIPAL AND OTHER ARTICLES	QUANTITY					VALUE				
	1926-27	1927-28	1928-29	1929-30	1930-31	1926-27	1927-28	1928-29	1929-30	1930-31
MADRAS—continued						R	R	R	R	R
FORT ST. GEORGE—continued										
Drugs, Medicines and Narcotics—continued										
Medicines and Narcotics . . . Value	—	—	—	—	—	1,02,651	1,57,284	1,27,252	1,11,083	1,10,200
Total of Drugs, Medicines, and Narcotics . . . "	—	—	—	—	—	1,72,377	2,44,164	1,86,460	1,35,504	1,30,040
Earthenware and porcelains—										
Earthenware (including pipes) . . . "	—	—	—	—	—	8,360	6,255	10,854	1,852	2,070
Porcelain—Electrical . . . "	—	—	—	—	—	5,895	..	686	4,529	35
Other kinds . . . "	—	—	—	—	—	199	1,687	2,408	1,083	2,530
Total of Porcelain . . . "	—	—	—	—	—	6,094	1,687	3,044	6,512	2,880
Total of earthenware (including pipes and porcelain) . . . "	—	—	—	—	—	14,454	7,942	13,898	7,864	5,880
Glass and Glassware—										
Bottles and phials . . . Gross	999	775	881	671	1,029	36,796	31,841	25,403	26,795	32,614
Other glassware . . . Value	—	—	—	—	—	59,438	63,444	71,409	64,851	66,190
Total of Glass and Glassware . . . "	—	—	—	—	—	96,234	95,285	96,812	91,646	98,818
Hardware and Cutlery (including agricultural implements and plated ware) . . . "	—	—	—	—	—	1,05,914	67,722	1,01,194	1,27,302	1,47,777
Instruments, Apparatus, and Appliances, and parts thereof—										
Musical . . . "	—	—	—	—	—	2,002	2,550	5,010	1,582	1,704
Photographic . . . "	—	—	—	—	—	9,407	8,709	20,526	25,174	48,618
Other kinds . . . "	—	—	—	—	—	3,53,845	3,86,926	4,73,318	3,87,377	4,04,461
Total of Instruments, etc. . . . "	—	—	—	—	—	3,65,254	3,98,185	4,90,760	4,14,133	4,54,778
Leather—										
Unwrought . . . Cwts.	1	707
Manufacturers—Other sorts (excluding boots and shoes) . . . Value	—	—	—	—	—	332	5,305	1,809	2,270	3,018
Total of Leather . . . "	—	—	—	—	—	332	5,305	1,809	2,270	4,625
Liquors—										
Spirit Galls.	..	6	119
Machinery and Millwork—										
Steam Engines and parts (other than locomotives) . . . Value	—	—	—	—	—	1,96,272	2,62,693	2,51,773	81,701	58,725
Other sorts of machinery . . . "	—	—	—	—	—	54,102	1,08,559	2,44,761	5,19,758	1,92,134
Total of Machinery, etc. . . . "	—	—	—	—	—	2,50,374	3,71,252	5,06,534	6,01,459	2,50,859
Metals and Ores—										
Brass, bronze, and similar alloys, and manufactures thereof—										
Wrought . . . Cwts.	..	10	20	58	1,019	936	2,699	..
Copper—										
Wrought . . . "	3	2	52	186	4,082	2,577
Iron—										
Manufactures—										
Bars and channels—protected Tons	3	309	..

No. 12—continued
IMPORTS—continued

GOVERNMENT STORES—continued

PRINCIPAL AND OTHER ARTICLES	QUANTITY					VALUE				
	1926-27	1927-28	1928-29	1929-30	1930-31	1926-27	1927-28	1928-29	1929-30	1930-31
RAS—continued						R	R	R	R	R
At St. GEORGE—continued										
Metals and Ores—continued										
Steel—										
Bam and Chains—										
Protected Tons	2	23	409	3,031
Not protected "	Cwt. 1	61	344	6,211
Iron or Steel—										
Hoops and strips . "	..	1	199
Nails, screws, rivets, and washers (Not protected) . "	2	Cwt. 10	2	Cwt. 7	Cwt. 5	1,816	444	1,530	253	203
Balls and fish plates of steel or iron (Not protected) . "	103	20	10,000	2,589
Protected	109	23,178
Sheets and plates (including galvanized and tinned plates)—(Protected)	16	..	Cwt. 5	5	69	3,056	..	65	2,543	15,396
Sleepers and keys of iron or steel for Railways Not protected*	82	..	65	8,230	..	8,243
Wires—										
Protected	Cwt. 3	85
Not protected	Cwt. 8	16	..	72	7,950
Other manufactures of iron or steel—										
Protected	20	604	8	34	53	2,406	90,272	1,038	11,474	15,048
Not protected	62	Cwt. 2	94	101	17	11,901	20	30,462	35,839	17,219
Total of Iron or Steel	202	665	186	140	439	29,354	91,007	41,375	50,130	89,856
Lead—										
Wrought—										
Sheets, pipes, and tubes . Cwts.	305	314	336	154	226	7,857	7,236	7,009	3,117	3,853
Other sorts	4	110
Total of Lead	309	314	336	154	226	7,967	7,236	7,009	3,117	3,853
Tin—										
Wrought (including plates and sheets not being tinned iron)	26	755	16
Zinc or Spelter, wrought or manufactured	21	52	29	1,536	4,229	1,843
Metals and Ores, unenumerated	8	2	8	7	2	1,303	990	3,292	3,458	729
Total of Metals and Ores Tons	220	685	207	155	538	41,161	1,08,579	52,612	60,535	1,08,097
Paper and Paste-board—										
Paper—										
Printing paper—										
Protected Cwts.	457	196	960	422	664	22,053	4,309	51,371	18,601	29,030
Not protected	896	6	12,549	130
Writing paper and envelopes—										
Protected	1,089	743	3	635	479	71,745	50,357	211	50,790	30,603
Not protected	101	596	6,216	44,027
Other kinds of paper	896	940	92	689	645	66,573	59,479	10,058	28,775	26,354
Total of Paper	2,442	1,985	1,657	2,752	1,794	1,53,381	1,20,361	1,06,167	1,10,715	85,518
Paste-board, mill-board and card-board of all kinds	287	2,221	1,226	1,900	1,936	2,116	16,104	8,582	12,955	15,103
Total of Paper and Paste-board	2,729	4,206	2,883	4,652	3,730	1,60,497	1,36,465	1,14,749	1,23,670	1,00,621
Printing and lithographing materials (excluding paper) . Value	13,523	26,205	19,732	8,640	12,404

* Recorded under Railway plant, etc., prior to 1928-29.

TRADE AT CHIEF PORT
FORT ST. GEORGE

(174)

No. 12—continued
IMPORTS—concluded

GOVERNMENT STORES—concluded

PRINCIPAL AND OTHER ARTICLES	QUANTITY					VALUE				
	1926-27	1927-28	1928-29	1929-30	1930-31	1926-27	1927-28	1928-29	1929-30	1930-31
						R	R	R	R	R
MADRAS—continued										
FORT ST. GEORGE—continued										
Stationery (excluding paper) { Protected Value	—	—	—	—	—	29,927	..	737	—	—
Not protected ;,	—	—	—	—	—	5,72,076	5,31,230	78,027	68,503	53,964
Telegraphs, materials for construction of . "	—	—	—	—	—	531	..	5,529	3,991	1,501
Textiles—										
Cotton—										
Manufactures—										
Piece goods—										
Gray (unbleached) Yards	28,745	—	6,569
White (bleached) "	23,188	13,969	6,793	21,928	48	8,582	3,836	1,889	6,978	181
Coloured, printed, or dyed . . "	917,983	1,617,170	1,245,535	762,969	774,082	2,67,398	4,04,646	3,37,441	2,15,085	1,65,150
Other sorts of manu- factures (including handkerchiefs and shawls in the piece) Value	—	—	—	—	—	2,922	38,868	16,062	7,450	14,743
Total of Cotton goods (excluding twist and yarn) . . "	—	—	—	—	—	2,85,471	4,47,345	3,55,392	2,29,513	1,80,074
Flax—										
Manufactures—										
Canvas . . Yards	10,842	..	190	1,118	250	10,324	—	320	1,348	343
Piece goods. . "	10,800	21,634	..	62,690	64,024	5,612	15,538	—	38,534	28,727
Other sorts (including bags and sacks) Value	—	—	—	—	—	4,850	12,110	13,733	2,166	2,089
Total of Flax . . "	—	—	—	—	—	20,786	27,648	14,053	37,048	31,159
Wool—										
Manufactures—										
Piece goods . . Yards	214,954	8,437	3,949	3,818	3,403	7,70,266	14,499	8,807	6,215	3,067
Other sorts . . Lbs.	..	20	128
Total Value of Textiles	—	—	—	—	—	10,76,523	4,89,615	3,78,052	2,72,771	2,14,300
Vehicles including locomotives, etc., for railways—										
Carriages and carts (ex- cluding railway carriages and parts thereof)—Protected Value	—	—	—	—	—	8,034
Other kinds . . "	—	—	—	—	—	1,09,139	20,967	8,095	7,245	29,703
Total of Vehicles (excluding locomotives, etc.) "	—	—	—	—	—	1,09,139	20,967	11,129	7,245	29,703
All other articles—										
Unmanufactured . "	—	—	—	—	—	113	670	30	1,130	1,454
Manufactured . . "	—	—	—	—	—	1,22,469	1,14,192	1,68,134	1,61,125	1,58,928
GRAND TOTAL OF GOVERNMENT STORES . . "	—	—	—	—	—	40,47,620	30,23,718	27,53,542	25,36,971	22,79,458

No. 12—continued

EXPORTS

INDIAN MERCHANDISE

PRINCIPAL AND OTHER ARTICLES	QUANTITY					VALUE				
	1926-27	1927-28	1928-29	1929-30	1930-31	1926-27	1927-28	1928-29	1929-30	1930-31
						R	R	R	R	R
MADRAS—continued										
FORT ST. GEORGE—continued										
Animals, living—										
Cattle (excepting sheep and goats) . . . No.	74	751	207	..	—	9,465	83,050	20,720	..	—
Sheep and goats . . . "	468	592	917	3,511	2,165	8,813	8,375	13,755	52,665	32,632
Other kinds . . . "	148	71	15	463	264	20,733	11,680	4,000	34,850	16,538
Total of Animals, living . . . "	690	1,414	1,139	3,974	2,429	39,011	1,03,105	38,475	87,515	49,170
Apparel (including drapery, uniforms, accoutrements, but excluding hosiery and boots and shoes) . . . Value	—	—	—	—	—	64,110	13,761	2,851	4,034	4,990
Books, printed and printed matter . . . Cwts.	769	785	891	1,159	742	1,11,089	1,19,680	1,30,160	1,74,419	1,20,949
Building and Engineering materials (other than of iron, steel, or wood) . . . Value	—	—	—	—	—	10,25,202	9,30,566	7,34,908	7,71,568	5,35,996
Chemicals and chemical preparations . . . Cwts.	344	685	299	110	14	2,18,810	8,45,990	3,75,194	2,79,967	1,10,499
Coffee . . . Cwts.	—	—	—	—	—	32,264	66,007	26,399	10,111	886
Drugs and Medicines (excluding Chemicals and Narcotics)—										
Nux vomica . . . "	7,022	5,221	6,545	7,744	1,753	85,378	29,179	39,335	53,387	12,939
Other sorts of drugs and medicines . . . Value	—	—	—	—	—	1,00,078	89,594	57,790	45,707	40,555
Total of Drugs and Medicines . . . "	—	—	—	—	—	1,85,456	1,18,773	97,125	99,094	53,494
Dyeing and Tanning substances—										
Indigo . . . Cwts.	566	483	261	325	239	1,20,240	1,02,761	59,338	74,998	56,444
Turmeric . . . "	5,154	1,469	4,198	5,632	2,825	63,189	18,891	67,911	86,900	37,948
Other sorts . . . "	5,201	13,337	7,337	11,871	7,056	39,833	1,20,118	46,150	72,995	27,348
Total of Dyeing and Tanning substances . . . "	10,921	20,189	11,796	17,828	10,120	2,13,262	2,41,770	1,73,399	2,31,893	1,21,740
Fibre for brushes and brooms . . . Tons	79	277	215	449	558	36,940	1,33,500	1,03,105	2,00,800	2,51,890
Fish—										
Fishmaws and sharkfins . . . Cwts.	1,217	1,297	843	724	537	83,091	1,04,563	70,650	80,677	50,309
Other kinds of fish . . . "	2	147	45	117	1	30	3,070	1,802	2,440	75
Total of Fish . . . "	1,219	1,444	888	841	538	83,121	1,07,633	72,452	83,117	50,384
Fruits and Vegetables—										
Fresh Fruits and vegetables—										
Fresh Fruits . . . Value	—	—	—	—	—	22,181	1,04,368	22,099	39,475	26,401
Fresh vegetables of all kinds—										
Onions . . . Cwts.	97,622	154,906	171,733	148,361	150,879	4,91,443	7,75,436	5,59,736	7,44,170	7,53,415
Other kinds . . . Value	—	—	—	—	—	7,361	4,880	1,125	2,042	2,373
Fruits and vegetables, dried, salted, or preserved, all sorts . . . Tons	1,475	3,075	1,247	1,391	1,169	5,13,903	8,15,595	4,35,833	4,53,102	3,74,138
Total of Fruits and Vegetables . . . Value	—	—	—	—	—	10,34,888	17,00,779	13,18,793	12,38,789	11,56,327
Hides and Skins, raw—										
Hides, raw . . . { Tons	1	4	1	..	(Cwt. 4)	1,599	3,303	587	..	194
.. { =No.	—202	—393	—541	..	—48					
Skins, raw—										
Goat skins . . . { Tons	1,264	1,146	1,429	902	981	31,96,759	29,98,560	37,29,376	24,83,257	26,96,123
.. { =No.	—1,673,249	—1,556,136	—1,949,523	—1,285,991	—1,437,252					
Sheep skins . . . { Tons	47	44	93	99	69	1,10,426	74,263	1,55,137	1,61,844	1,12,262
.. { =No.	—73,215	—48,408	—102,223	—106,432	—75,837					
Other skins . . . { Tons	56	25	4	43	24	5,23,266	4,07,679	90,622	5,20,903	2,33,499
.. { =No.	—2,209,042	—518,295	—57,649	—237,164	—133,039					
Total of skins, raw . . . { Tons	1,367	1,215	1,526	1,044	1,074	38,30,451	34,80,502	39,75,135	31,66,004	30,41,834
.. { =No.	—3,960,506	—2,122,839	—2,109,400	—1,879,637	—1,646,128					

No. 12—continued
EXPORTS—continued

INDIAN MERCHANDISE—continued

PRINCIPAL AND OTHER ARTICLES	QUANTITY					VALUE				
	1926-27	1927-28]	1928-29	1929-30	1930-31	1926-27	1927-28	1928-29	1929-30	1930-31
MADRAS—continued						R	R	R	R	R
FORT ST. GEORGE—continued										
Oils—continued										
Mineral Vegetable, non-essential—	Gals.	251	18	14	..	253	26	47
Castor	"	9,114	985	1,402	6,652	239	18,729	2,075	2,872	14,400
Groundnut	"	..	500	6,365	1,000	15,177
Sesamum (til or jinjili)	"	19	449	212	120	1,234	584	..
Other sorts	"	1,841	15,098	802	568	717	6,469	21,285	3,362	2,355
Total Oils.	"	12,294	17,717	10,920	7,917	1,481	1,20,890	1,07,312	2,00,363	1,05,330
Oil cakes—										
Castor cake	Tons	46	3,720
Groundnut cake	"	2,623	2,013	2,396	2,586	655	2,42,520	2,16,401	3,51,392	2,92,091
Other sorts	"	433	Cwts. 7	..	Cwts. 4	Cwts. 12	38,570	121	..	35
Total of Oil cakes	"	3,102	2,013	2,396	2,586	655	2,84,810	2,16,522	3,51,392	2,92,126
Provisions and Oilman's stores—										
Ghi	Cwts.	2,353	3,363	2,907	2,653	2,611	2,05,706	2,74,070	2,32,367	2,16,087
Pickles, chutnies, and condiments	"	5,273	4,361	7,024	4,363	4,675	2,49,115	2,16,292	3,35,574	2,35,041
Other sorts of provisions	"	668	1,389	226	151	946	36,534	80,660	18,243	10,476
Total Provisions and oilman's stores	Value	—	—	—	—	—	4,91,355	5,71,022	5,86,174	4,61,604
Rubber—										
Raw	Lbs.	65,119	2,515	1,38,845	2,515
Manufactures	Value	—	—	—	—	—	71,980	1,500	..	1,255
Total of Rubber	"	—	—	—	—	—	2,10,825	4,015	..	1,255
Seeds—										
Oilseeds—										
Essential—										
Coriander	Tons	329	183	75	42	4	95,173	58,909	20,667	11,111
Other sorts	"	Cwts. 2	1	5	2	Cwts. 2	1,381	632	1,349	860
Total Seeds, essential	"	329	184	80	44	4	96,554	59,541	22,036	11,971
Non-essential—										
Castor	"	4,515	..	200	3,591	3,662	9,21,081	..	39,966	7,00,085
Groundnuts	"	161,187	252,866	340,916	237,244	208,192	4,18,73,235	6,45,73,702	8,36,41,195	6,50,83,943
Other sorts	"	Cwts. 10	3	3	2	3	344	885	952	557
Total Seeds, non-essential	"	165,702	252,869	341,119	290,837	211,857	4,27,04,710	6,45,74,587	8,36,82,113	6,57,84,585
Other than Oil-seeds	"	29	1	1	..	Cwts. 2	4,637	300	325	..
Total of Seeds	"	166,060	253,054	341,300	290,831	211,861	4,28,95,901	6,46,34,423	8,37,04,474	6,57,90,556
Spices—										
Betelnuts	Cwts.	1,203	1,090	1,370	1,194	1,612	62,723	74,482	92,451	72,865
Cardamoms	"	46	78	lbs. 25	..	1	12,795	20,006	60	..
Chillies	"	378	110	508	1,112	16	12,016	3,000	18,593	30,070
Pepper	"	14	255	..	lbs. 35	32	740	22,350	..	27
Other sorts	"	11	29	1	16	36	258	790	90	248
Total of Spices	"	1,651	1,562	1,874	2,322	1,697	88,532	1,20,628	1,06,134	1,03,210

INDIAN MERCHANDISE—continued

PRINCIPAL AND OTHER ARTICLES	QUANTITY					VALUE				
	1926-27	1927-28	1928-29	1929-30	1930-31	1926-27	1927-28	1928-29	1929-30	1930-31
MADEAS—continued						₹	₹	₹	₹	₹
FORT ST. GEORGE—continued										
Tea, black . Lbs.	3,311,152	3,018,858	3,011,817	1,084,488	145,069	34,29,190	30,75,473	30,46,625	10,85,332	1,45,215
Textiles—										
Cotton—										
Raw . { Tons	11,910	12,493	15,083	21,064	14,162	1,30,48,836	1,40,22,215	1,68,62,711	2,84,98,107	1,04,08,459
. { Bales	66,643	62,966	84,476	117,985	79,321					
Waste . Cwts.	701	1,080	1,077	934	800					
Twist and Yarn . Lbs.	1,000	167	..	400	100	580	160	..	460	100
Manufactures—										
Handkerchiefs and shawls in the piece . No.	1,351,163	3,297,203	3,008,730	4,785,914	2,607,279	15,05,421	35,06,063	28,24,639	43,52,417	21,42,105
Piece goods—										
Grey (unbleached)—										
Chadars and dhutias . Yards	439,962	257,104	232,885	344,059	99,257	2,17,879	1,44,820	1,10,948	1,04,442	47,992
Drills and jeans . "	61,553	47,639	77,872	59,211	23,008	23,613	17,662	27,566	21,499	9,624
Others . "	59,502	43,408	42,749	33,284	25,472	27,768	21,686	16,962	17,125	6,712
Total of Grey (unbleached) . "	561,107	378,151	353,506	441,554	152,737	2,69,260	1,84,168	1,55,476	2,03,066	64,328
White (bleached)—										
Chadars and dhutias . "	43,406	12,073	120,706	168,446	61,750	26,302	7,680	59,000	76,278	31,946
Drills and jeans . "	44,018	23,487	11,046	4,074	4,665	25,470	13,676	6,068	2,243	2,068
T. cloth and domestics . "	35,858	19,752	10,586	973	13,207	25,137	8,678	8,448	385	8,964
Shirtings . "	31,995	16,861	7,844	5,938	40	13,380	5,738	3,120	1,896	20
Other sorts . "	192,595	164,486	75,684	16,688	50,972	1,03,694	80,177	31,413	7,823	16,736
Total of White (bleached) . "	347,872	236,659	225,868	196,110	130,634	1,94,433	1,15,949	1,08,049	82,625	59,784
Coloured, printed, or dyed—										
Lungis and saris . "	17,472,835	15,716,113	15,798,847	14,905,549	11,434,499	1,05,14,523	92,70,875	90,54,118	86,85,699	63,87,179
Drills and jeans . "	233,105	426,152	299,410	295,911	251,858	1,11,624	2,31,490	1,59,581	1,58,161	1,25,388
Other sorts . "	3,579,623	3,434,071	5,550,121	4,845,507	3,059,554	27,36,356	23,45,480	35,35,555	29,81,802	18,14,043
Total of Coloured, Printed, or Dyed . "	21,285,563	19,576,336	21,648,378	20,046,967	14,744,911	1,33,62,503	1,18,47,845	1,27,49,254	1,18,25,162	83,26,605
Total of Piece goods . "	22,194,542	20,191,146	22,227,750	20,684,640	15,028,282	1,38,26,196	1,21,47,962	1,30,12,779	1,21,16,853	84,50,717
Other sorts of manufactures Value	—	—	—	—	—	52,931	22,877	5,579	1,917	4,032
Total of Cotton manufactures (excluding twist and yarn) . "	—	—	—	—	—	1,53,84,548	1,56,76,902	1,58,42,997	1,61,71,187	1,05,96,854
Total of Cotton (Textile) . "	—	—	—	—	—	2,93,50,436	2,97,48,732	3,27,27,561	3,99,93,791	2,10,09,898
Haberdashery and millinery . "	—	—	—	—	—	31,298	22,348	18,593	27,948	10,573
Hemp (chiefly Sann)—										
Raw . Cwts.	1,180	912	9	16,541	26,000	150

No. 12—continued

EXPORTS—continued

INDIAN MERCHANDISE—concluded

PRINCIPAL AND OTHER ARTICLES	QUANTITY					VALUE				
	1926-27	1927-28	1928-29	1929-30	1930-31	1926-27	1927-28	1928-29	1929-30	1930-31
INDIA—continued						R	R	R	R	R
FORT ST. GEORGE—continued										
Textiles—continued										
Silk—										
Raw—										
Mulberry silk—										
Chasam or waste Lbs.	212,320	246,636	297,632	200,216	172,368	1,03,466	1,75,669	2,47,029	1,39,365	78,190
Cocoons "	4,480	6,720	11,528	10,080	2,240	6,000	6,800	12,100	9,970	2,000
Wild silk, tasar, munga, eria, and others—										
Chasam or waste "	320,523	182,529	145,218	166,934	45,216	2,78,169	1,19,305	84,223	1,11,270	19,776
Cocoons "	28,355	8,754	6,078	2,060	..	38,615	7,758	8,750	2,660	..
Manufactures—										
Goods of silk mixed with other materials Yards	21,391	698	2,108	1,100	1,041	24,800	918	1,922	1,000	886
Silk piece goods "	6,592	4,496	183	2,406	..	14,128	5,454	545	9,876	..
Other sorts Lbs.	22	6	32	75	90	150
Total of Silk, raw and manufactures Value	—	—	—	—	—	5,50,253	3,15,794	3,54,569	2,78,148	1,01,002
Wool—										
Raw Lbs.	608,708	208,890	604,914	946,726	378,928	1,30,086	84,867	1,59,525	2,24,545	76,807
Manufactures—										
Carpets and rugs "	480,487	548,814	580,614	542,808	592,625	4,68,804	5,24,061	4,89,373	5,84,956	5,20,471
Other sorts Value	—	—	—	—	—	3,248	7,109	2,885	595	..
Total of Wool, raw and manufactures	—	—	—	—	—	6,07,132	6,15,537	6,51,783	7,60,006	5,97,278
Other textiles	—	—	—	—	—	11,680	1,517	14,883	1,06,802	96,718
Total of Textiles	—	—	—	—	—	3,05,67,250	3,07,29,978	3,37,67,539	4,11,61,783	2,18,15,469
Tobacco—										
Unmanufactured Lbs.	8,438,874	6,451,009	10,571,419	9,861,037	11,172,128	30,54,275	19,56,727	42,85,378	39,29,577	43,87,900
Manufactured—										
Cigars "	8,206	8,265	7,706	11,504	7,631	15,063	11,558	14,901	22,081	15,964
Other sorts "	1,097	3,910	2,343	1,760	2,788	1,474	4,373	2,789	1,447	3,722
Total of Tobacco	8,448,177	6,463,288	10,581,468	9,874,301	11,182,547	30,70,812	19,72,658	48,03,063	39,53,705	44,07,586
Wood and Timber—										
Timber, other than railway sleepers—										
Teak wood and other timber Cubic Tons	..	3	6	6	340	1,720
Sandal wood Tons	Cwt. 1	Cwts. 6	Cwt. 1	Cwts. 4	150	35	452	210	455	2,76,000
Other kinds of wood and timber Value	—	—	—	—	—	23,521	36,031	70,784	54,525	8,085
Manufactures of wood, other than furniture and cabinetware	—	—	—	—	—	1,227	3,967	2,232	1,369	227
Total of Wood and Timber	—	—	—	—	—	24,788	40,760	74,926	66,353	2,84,312
Postal Articles	—	—	—	—	—	12,50,037	12,24,025	9,89,959	7,59,964	4,45,372
All other articles of Merchandise—										
Unmanufactured	—	—	—	—	—	1,67,558	93,177	1,28,845	3,23,538	2,08,380
Manufactured	—	—	—	—	—	2,95,134	2,80,925	2,45,709	2,51,593	1,49,010
GRAND TOTAL (EXCLUSIVE OF GOVERNMENT STORES)	—	—	—	—	—	15,02,48,181	14,07,14,652	21,86,68,754	19,29,03,307	12,67,32,221

TRADE AT CHIEF PORT
FORT ST. GEORGE

(180)

No. 12—continued
EXPORTS—concluded

FOREIGN MERCHANDISE

PRINCIPAL AND OTHER ARTICLES	QUANTITY					VALUE				
	1926-27	1927-28	1928-29	1929-30	1930-31	1926-27	1927-28	1928-29	1929-30	1930-31
MADRAS—concluded						R	R	R	R	R
FORT ST. GEORGE—concluded										
Books, printed and printed matter (not being stationery), including maps and charts . . . Cwts.	426	367	433	547	617	53,676	52,484	65,452	77,802	1,70,312
Drugs and medicines (excluding Chemical and Narcotics) Campar . . . Lbs.	443	..	2,800	..	100	700	..	2,000	..	130
Other sorts of drugs and medicines . . . Value	—	—	—	—	—	3,522	36,408	5,798	1,368	1,17,456
Total value of drugs and medicines . . . "	—	—	—	—	—	9,222	36,408	7,798	1,868	1,17,586
Dyeing and Tanning Substances— Dyes obtained from Coal Tar— Aniline . . . Lbs.	..	49,582	13,255	307	751	..	1,53,529	26,743	540	2,253
Other dyes . . . "	..	668	152	..	674	385
Saffron . . . "	..	1,325	668	99,629	36,725	..	14
Other sorts of dyeing and tanning substances Cwts.	..	544	1,47,567
Total of Dyeing and Tanning Substances Value	—	—	—	—	—	..	4,01,399	65,468	540	2,652
Hardware (excluding cutlery and electroplated ware) . . . "	—	—	—	—	—	1,17,729	1,18,148	1,73,751	2,26,238	2,00,068
Instruments, Apparatus and Appliances and Parts thereof— Photographic . . . Value	—	—	—	—	—	510	1,639	1,906	59,223	53,225
Other Kinds . . . "	—	—	—	—	—	39,752	35,657	35,111	82,921	25,270
Total value of Instruments, etc. . . "	—	—	—	—	—	40,262	37,376	37,017	92,144	78,495
Machinery and Mill-work— Electrical Machinery of all kinds . . . "	—	—	—	—	—	273	5,660	29,070	8,036	21,143
Other sorts of machinery . . . "	—	—	—	—	—	23,579	54,503	58,333	97,456	71,033
Total of Machinery and Mill-work . . . "	—	—	—	—	—	23,852	60,163	87,403	1,05,492	92,236
Metals and Ores— Iron or Steel— Old for re-manufacture Tons	287	6	..	1,062	3,000	3,163	320	..	48,650	37,000
Other sorts of metals and ores . . . "	67	50	34	25	15	45,799	20,760	35,639	16,716	8,553
Total of metals and ores . . . "	354	56	34	1,027	3,015	53,967	21,080	35,639	65,366	95,953
Rubber— Manufactures . . . Value	—	—	—	—	—	34,573	11,952	19,110	34,207	1,08,378
Textiles— Cotton— Twist and yarn . . . Lbs.	250	2,400	30	220	1,060	637	3,745	30	468	1,430
Manufactures— Piece goods— Grey (unbleached) Yards	343,630	220,909	342,131	209,630	47,124	1,32,333	82,466	1,02,680	68,995	12,641
White (bleached) . . . "	363,163	232,424	342,763	343,920	95,743	1,80,960	97,434	1,44,911	1,42,773	42,946
Coloured, printed, or dyed . . . "	83,915	150,740	138,965	56,435	40,324	33,422	64,474	55,972	27,304	12,337
Total of Piece goods . . . "	805,708	604,073	823,914	610,035	183,696	3,51,770	2,44,424	3,04,563	2,38,972	68,474
Other sorts of manufactures . . . Value	—	—	—	—	—	1,530	225	1,900	1,817	529
Other textiles . . . "	—	—	—	—	—	63,690	22,492	19,745	145,434	47,439
Total of Textiles . . . "	—	—	—	—	—	4,17,677	2,70,386	3,26,238	2,36,691	1,17,972
Vehicles excluding Locomotive etc., for Railways— Carriages and carts (excluding railway carriages) and parts thereof . . . Value	—	—	—	—	—	17,975	71,524	61,061	632	..
Other Kinds . . . "	—	—	—	—	—	3,030	..	19,399	82,133	76,065
Total of Vehicles . . . "	—	—	—	—	—	21,005	71,524	80,760	82,815	76,065
Wood and Timber— Manufactures of wood . . . "	—	—	—	—	—	72,399	59,340	1,28,636	1,41,354	1,67,867
Postal Articles . . . "	—	—	—	—	—	2,27,052	6,66,805	4,30,339	3,13,205	1,34,075
All other articles of merchandise— Home-manufactured . . . "	—	—	—	—	—	3,039	3,325	24,992	21,013	13,176
Manufactured . . . "	—	—	—	—	—	3,30,131	2,34,303	3,23,093	3,08,144	2,30,047
GRAND TOTAL (EXCLUSIVE OF GOVERNMENT STORES)	—	—	—	—	—	14,09,634	20,96,493	18,11,746	17,56,399	16,59,332

No. 12—continued

IMPORTS

PRINCIPAL AND OTHER ARTICLES	QUANTITY					VALUE				
	1926-27	1927-28	1928-29	1929-30	1930-31	1926-27	1927-28	1928-29	1929-30	1930-31
URMA—										
RANGOON—										
Animals, living—										
Horses No.	44	87	41	91	55	44,000	88,424	41,800	85,598	68,025
Other kinds "	185	59	270	187	149	10,088	15,405	78,481	9,409	13,108
Total of Animals, living "	179	146	311	278	204	54,088	1,03,829	57,781	95,007	81,128
Apparel (excluding hosiery and boots and shoes)—										
Apparel (including drapery, uniforms, accoutrements) Value	—	—	—	—	—	14,08,187	15,71,142	11,45,346	10,41,381	8,00,804
Gold and silver thread "	—	—	—	—	—	8,810	8,328	5,560	2,039	9,087
Hats, caps, bonnets, and hatter's wares "	—	—	—	—	—	9,88,497	7,52,878	5,21,302	5,97,486	5,45,404
Lametta Lbs.	585	1,186
Second-hand clothing Value	—	—	—	—	—	15,646	458	10,262	7,153	24,534
Water-proofed clothing "	—	—	—	—	—	1,24,100	1,10,357	1,20,062	1,01,688	82,538
Total of Apparel, etc. "	—	—	—	—	—	26,85,240	24,48,153	19,08,532	17,49,747	14,63,448
Arms, Ammunition, and Military stores—										
Cartridge cases—										
Filled No.	2,205,071	1,697,572	—	—	—	1,88,122	1,26,408	—	—	—
Shot gun cartridges filled* "	—	—	1,802,591	2,028,123	1,890,418	—	—	1,39,677	1,55,384	1,45,935
Rifle and other Cartridges filled* "	—	—	224,364	4,38,643	313,985	—	—	12,318	18,294	16,562
Empty "	125,893	16,925	35,000	23,034	13,757	3,111	897	568	974	768
Explosives—										
Blasting fuse { Lbs. 49,310 40,440 49,614 48,382 55,088										
{ No. of coils 133,500 144,000 138,300 138,000 141,540										
Blasting gelatine Lbs. 3,000 6,000 .. 17,500 3,000										
Dynamite " 36,000 40,000 42,500 106,500 29,500										
Gelatine dynamite " 192,561 238,000 222,500 271,000 170,000										
Detonators No. 1,240,000 892,000 775,000 1,605,502 679,000										
Others Lbs. 15,000 20,000 5,000 20,000 ..										
Firearms, and parts thereof—										
Firearms No. 3,885 3,860 3,477 3,374 2,805										
Parts of firearms Value	—	—	—	—	—	7,819	15,675	8,031	8,903	2,501
Other sorts "	—	—	—	—	—	22,178	56,061	32,192	27,413	16,404
Total of Arms, etc. "	—	—	—	—	—	9,92,726	9,76,410	9,89,265	12,04,558	7,45,788
Art, works of (other than pictures) "	—	—	—	—	—	12,015	18,582	55,975	18,825	19,588
Asbestos—										
Manufactures—										
Asbestos Packing "	—	—	—	—	—	1,07,135	3,86,424	1,09,571	1,00,236	83,455
Other manufactures "	—	—	—	—	—	2,68,547	3,02,842	2,14,859	1,87,160	1,87,867
Total of Asbestos "	—	—	—	—	—	3,70,682	6,89,266	3,24,430	2,87,396	2,71,322
Belting for machinery—										
Of cotton "	—	—	—	—	—	3,02,365	2,84,486	1,61,172	1,09,942	1,19,321
" leather "	—	—	—	—	—	7,461	67,404	21,464	17,692	22,970
" other materials (including coil) "	—	—	—	—	—	8,65,741	10,18,088	9,95,599	9,09,955	4,86,791
Total value of Belting, etc. "	—	—	—	—	—	11,75,567	13,69,978	11,78,235	10,37,589	6,29,082
Books, printed, and printed matter (not being stationery) including maps and charts Cwts.	2,680	3,249	2,710	2,472	2,438	3,56,621	3,57,239	3,22,948	3,17,252	2,92,743
Boots and shoes—										
Of leather Pairs 131,376 146,912 107,539 106,373 74,833										
Canvas shoes with rubber soles* "	—	—	395,148	532,424	675,837	—	—	5,53,113	3,37,295	7,61,824
Of other materials "	498,033	329,701	413,098	873,988	1,304,034	9,90,502	14,79,575	3,44,153	6,01,960	7,33,241
Total of Boots and Shoes "	629,409	976,613	816,380	1,562,785	2,054,754	18,42,618	28,54,961	15,74,671	20,50,097	19,93,270

* Separately recorded from 1928-29.

TRADE AT CHIEF PORT
RANGOON

(182)

No. 12—continued
IMPORTS—continued

PRINCIPAL AND OTHER ARTICLES	QUANTITY					VALUE				
	1926-27	1927-28	1928-29	1929-30	1930-31	1926-27	1927-28	1928-29	1929-30	1930-31
						R	R	R	R	R
BURMA—continued										
RANGOON—continued										
Brushes and Brooms—										
Brushes—										
Paint and Varnish brushes . . . Dozens	4,133	5,940	3,728	6,311	3,338	25,726	25,707	22,160	33,810	15,794
Toilet brushes . . . "	50,105	90,486	21,379	44,984	65,189	54,246	89,488	55,493	57,398	80,253
Other brushes . . . "	22,274	15,914	22,461	18,473	10,504	38,736	39,407	48,370	37,726	27,090
Brooms . . . "	83,471	68,210	64,527	54,533	56,789	19,782	28,551	33,820	29,234	33,450
Total of Brushes and Brooms . . . "	164,983	180,550	112,095	124,601	135,820	1,38,490	1,83,153	1,59,852	1,57,168	1,56,038
Building and Engineering materials, other than of iron, steel, or wood—										
Asphalt . . . Tons	722	1,298	3,772	5,007	4,461	1,00,762	1,24,674	3,84,463	4,75,200	3,90,553
Bricks—										
Bricks other than firebricks . . . No.	..	228,668	5,681	46,052	11,686	..	1,09,205	10,942	2,527	1,398
Firebricks . . . "	1,039,095	1,099,177	852,126	653,982	760,485	1,70,959	1,70,164	1,47,733	1,02,304	1,20,968
Cement—										
Portland . . . Tons	40,288	49,175	49,973	45,310	46,747	25,45,249	29,10,234	26,21,019	23,29,318	24,05,536
Other kinds . . . "	643	659	140	151	609	71,245	86,047	46,752	40,915	77,070
Clay . . . Cwts.	17,496	13,985	15,307	12,207	13,758	35,456	38,005	37,169	31,989	30,879
Tiles . . . No.	1,286,105	1,218,650	1,276,633	1,274,940	1,008,320	1,86,991	2,10,588	1,81,088	2,26,756	1,43,855
Other kinds . . . Cwts.	7,056	10,571	7,983	5,430	11,705	68,745	1,22,783	76,033	54,105	1,12,131
Total of Building and Engineering materials . . . Value	—	—	—	—	—	31,78,507	37,71,750	35,05,194	32,63,114	32,82,390
Buttons of all sorts—										
Metal . . . "	—	—	—	—	—	82,413	82,956	45,773	54,772	44,024
Other sorts . . . "	—	—	—	—	—	3,03,295	2,15,522	1,72,026	2,51,415	1,81,418
Total of Buttons, etc. . . "	—	—	—	—	—	4,75,708	2,98,478	2,17,799	3,06,187	2,25,442
Candles of all kinds . . . lbs.										
Canes and Batts . . . Cwts.	22,175	94,935	12,573	17,752	19,747	41,115	32,855	5,963	9,109	7,680
	1,651	1,924	1,816	1,618	993	45,978	49,500	61,642	42,011	38,149
Chemicals and chemical preparations (excluding chemical manures and medicines)—										
Acids—										
Acetic (pyrolic) . . . Cwts.	492	329	398	573	..	18,434	18,859	15,578	15,378	..
Sulphuric . . . "	47	64	78	8,638	8,480	2,828	3,354	3,041	50,421	47,874
Other sorts . . . "	1,133	1,945	2,504	4,590	2,655	56,134	32,797	81,550	1,37,693	82,825
Alum . . . "	1,771	1,690	1,621	3,022	911	12,075	11,136	10,445	20,670	6,157
Ammonia and salts thereof—										
Anhydrous . . . "	233	378	389	243	584	24,425	38,359	35,517	21,847	57,781
Others . . . "	2,111	2,871	2,146	2,366	2,060	72,354	82,276	64,995	64,702	56,426
Carbide of Calcium . . . "	1,084	2,140	1,880	2,305	6,628	18,138	27,856	23,077	40,973	1,15,246
Copper Sulphate . . . "	2,443	2,092	4,017	3,369	2,358	42,731	51,901	72,239	80,832	63,122
Disinfectants . . . "	2,637	4,170	3,807	3,624	3,745	82,800	1,02,730	93,800	97,299	90,452
Magnesium Compounds—										
Chloride . . . "	276	709	1,314	1,151	1,009	2,430	6,942	22,073	18,444	15,237
Others . . . "	2,146	2,089	1,040	998	2,581	22,306	31,235	5,637	3,380	13,114
Potassium compounds—										
Chlorate . . . "	3,194	2,471	5,745	6,850	6,820	72,457	45,938	98,257	1,25,034	1,20,449
Other sorts . . . "	1,401	1,877	1,522	1,159	959	50,540	58,498	60,326	60,608	35,799

No. 12—continued
IMPORTS—continued

PRINCIPAL AND OTHER ARTICLES	QUANTITY					VALUE				
	1926-27	1927-28	1928-29	1929-30	1930-31	1926-27	1927-28	1928-29	1929-30	1930-31
BURMA—continued						R	R	R	R	R
RANGOON—continued										
Chemicals and chemical preparations, etc.—continued										
Soda compounds—Bicarbonate of soda (sodium bicarbonate) Gwts.	18,402	22,202	18,933	19,025	18,840	1,02,396	2,00,285	1,60,251	1,70,303	1,19,078
Blephomate of Soda "		503	1,010	222	1,814		5,963	9,108	5,278	37,465
Caustic soda (sodium hydroxide) "	11,609	11,345	10,206	11,178	17,359	1,32,421	1,34,290	1,10,503	1,23,209	1,90,875
Cyanide of Sodium "	2,447	1,761	4,162	4,402	1,002	1,15,175	95,972	2,01,283	2,08,516	41,329
Sodium Carbonate (soda ash and soda crystals) "	20,000	67,832	69,080	58,684	66,947	1,80,958	4,40,074	4,21,187	3,80,645	4,26,512
Sodium Silicate "	2,679	3,459	4,310	14,450	16,083	21,301	30,298	36,970	37,660	52,405
Other sorts "	997	2,995	1,548	3,381	7,897	16,531	54,623	20,811	78,939	1,38,013
Sulphur (brimstone) "	28,185	54,232	52,762	61,037	62,535	1,18,024	2,49,572	2,48,255	2,78,351	2,80,763
Zinc compounds "	218	89	102	176	3,123	3,820	1,638	3,737	3,402	20,726
Other sorts of chemicals Value						3,34,666	3,43,609	3,86,178	4,78,521	3,76,639
Total of Chemicals and Chemical preparations, etc.						15,63,892	21,11,200	21,84,906	24,96,415	24,09,357
Chinese and Japanese ware (including lacquered ware but excluding earthenware and porcelain)						16,566	35,300	23,795	24,945	26,107
Clocks and Watches and parts thereof—										
Clocks and time-pieces No.	33,616	40,947	29,757	22,297	19,673	2,20,438	2,23,385	1,71,957	1,43,888	1,21,052
Watches "	18,026	3,162	17,049	3,591	410	60,420	72,058	64,794	18,110	5,327
Parts of clocks and watches Value						2,337	5,625	3,555	5,046	1,052
Total of Clocks and Watches, etc.						3,18,245	3,06,068	2,40,306	1,67,041	1,27,431
Coal and Coke—										
Coal Tons	4,088	10,448	6,533	6,689	5,511	1,24,334	2,77,854	1,10,777	1,18,707	88,658
Coke "	10,847	7,961	15,723	10,573	20,124	3,42,828	2,87,896	4,99,032	3,16,362	5,32,634
Total of Coal and Coke	14,935	18,409	22,256	17,262	25,635	4,67,162	5,65,750	6,09,809	4,35,069	6,21,292
Coffee, other than roasted or ground Gwts.	3,137	3,913	2,156	3,796	2,682	1,49,533	1,89,567	1,19,331	2,31,917	1,54,974
Cordage and Rope of vegetable fibre (excluding jute and cotton) "	3,185	4,337	4,027	3,923	3,199	2,34,349	2,67,773	1,92,037	2,51,340	1,63,519
Cork manufactures "	836	1,162	1,119	1,232	1,660	32,506	12,829	33,319	18,655	34,825
Cutlery Value						4,43,570	3,96,210	2,56,530	3,86,974	2,11,242
Drugs and Medicines (excluding chemicals and narcotics)—										
Camphor Lbs.	30,439	13,631	7,238	13,607	12,355	39,494	26,061	14,151	24,412	21,597
Cocaine oz.	12	54	50	57		335	666	673	889	
God liver oil Lbs.	14,911	18,668	25,123	24,237	10,523	30,438	36,990	42,795	44,611	20,541
Morphia and preparations of opium and morphia oz.	1,911	695	(a)	(a)	(a)	3,833	2,713	2,759	1,678	2,639
Proprietary and patent medicines Value						3,66,624	4,16,732	4,57,225	4,01,767	4,17,806

(a) Quantity not recorded from 1928-29.

TRADE AT CHIEF PORT
RANGOON

(184)

No. 12—continued
IMPORTS—continued

PRINCIPAL AND OTHER ARTICLES	QUANTITY					VALUE				
	1926-27	1927-28	1928-29	1929-30	1930-31	1926-27	1927-28	1928-29	1929-30	1930-31
BURMA—continued										
RANGOON—continued										
Drugs and Medicines (excluding chemicals and narcotics)—continued										
Quinine Salts— Quinine Sulphate or bisulphate Lbs.	1,971	3,491	2,686	3,235	1,880	59,688	84,994	66,989	87,131	47,234
Other sorts "	156	369	217	480	234	6,772	12,284	7,417	13,262	9,591
Other sorts of drugs and medicines Value	—	—	—	—	—	6,23,786	8,33,456	4,02,983	5,50,932	4,46,995
Total of Drugs and Medicines, etc. "	—	—	—	—	—	11,26,025	12,11,796	9,95,022	11,24,682	9,66,502
Dyeing and Tanning substances—										
Cutch and Gambier Cwts.	1,818	1,948	2,206	2,107	1,876	71,902	68,418	98,607	1,11,327	97,394
Dyes obtained from coal tar—										
Aniline Lbs.	106,740	128,227	86,022	141,160	117,402	2,41,255	2,60,192	1,49,309	2,00,799	1,60,072
Others "	568	4,361	10,793	17,790	30,327	1,504	6,089	19,457	4,106	42,656
Other sorts (including iso-dye) Cwts.	516	654	150	37	10	4,054	57,826	2,259	2,279	1,395
Total of Dyeing and Tanning substances Value	—	—	—	—	—	3,18,715	3,92,475	2,69,632	3,18,511	3,01,517
Earthenware and Porcelain—										
Earthenware—										
Pipes of earthenware Cwts.	2,146	4,085	1,494	1,895	3,340	17,038	29,074	8,841	8,954	25,509
Sanitary ware Value	—	—	—	—	—	1,59,542	1,40,080	1,24,499	1,07,957	68,934
Other kinds "	—	—	—	—	—	16,22,385	11,68,684	8,54,305	10,04,298	5,56,615
Porcelain "	—	—	—	—	—	3,95,052	10,17,604	5,39,476	7,60,967	4,31,491
Total of Earthenware and Porcelain (excluding pipes of earthenware). "	—	—	—	—	—	21,94,467	23,55,442	15,77,121	19,82,176	10,32,549
Electroplated ware "	—	—	—	—	—	51,839	44,818	60,671	41,689	29,101
Fireworks Lbs.	614,494	493,853	34,699	121,335	1,55,769	2,00,307	1,75,501	40,162	53,276	69,904
Fish (excluding canned fish)—										
Fish, dry, unsalted Cwts.										
" " salted "	5,627	2,743	2,071	3,081	2,440	2,48,966	1,34,374	90,637	1,52,107	1,48,521
" wet, salted (ngopi) "	84,641	76,811	60,121	59,997	55,281	27,62,265	24,61,964	17,94,541	13,00,443	16,22,250
" other sorts "	30,802	36,055	22,376	16,968	14,051	3,96,151	4,59,579	2,33,707	1,39,926	1,15,061
" other sorts "	462	103	306	253	291	37,337	12,003	27,915	24,454	26,775
Total of Fish, etc. "	121,332	115,517	84,884	30,304	72,063	34,44,719	31,17,920	21,46,800	21,16,930	19,12,607
Fruits and Vegetables—										
Fresh fruits and vegetables—										
Fresh fruits—										
Coconuts No.	6,159,336	9,201,965	6,833,742	6,327,151	6,345,647	6,35,849	8,39,465	6,70,860	6,31,397	6,56,363
Others Value	—	—	—	—	—	1,77,665	2,22,963	2,37,952	3,16,077	2,38,487
Fresh vegetables of all kinds "										
Fruits and vegetables: dried, salted, or preserved, not being canned or bottled Tons	—	—	—	—	—	13,023	10,374	18,430	34,088	72,252
956	1,372	667	736	732	3,73,735	4,60,033	3,11,099	3,61,320	4,31,374	
Total of Fruits and Vegetables Value	—	—	—	—	—	12,55,277	15,32,635	12,33,351	13,93,332	14,48,976
Furniture and Cabinetware—										
Bedsteads "										
Furniture of wood (other than bedsteads) "	—	—	—	—	—	86,379	1,26,703	1,44,625	95,146	84,316
Furniture of other materials (other than bedsteads) "	—	—	—	—	—	72,173	67,929	37,620	50,964	35,556
Mouldings "	—	—	—	—	—	1,23,567	1,18,374	1,21,662	1,92,011	1,09,370
84,125	—	—	—	—	—	42,912	31,329	37,343	30,570	
Total value of Furniture and Cabinetware "	—	—	—	—	—	3,16,749	3,55,913	3,35,236	3,75,469	2,60,912

No. 12—continued
IMPORTS—continued

PRINCIPAL AND OTHER ARTICLES	QUANTITY					VALUE				
	1926-27	1927-28	1928-29	1929-30	1930-31	1926-27	1927-28	1928-29	1929-30	1930-31
BMA—continued										
RANGOON—continued										
Glass and glassware—										
Bangles . . . Value	—	—	—	—	—	41,729	60,072	40,476	55,971	41,291
Beads and false pearls . . . Cwts.	188	168	301	533	484	28,154	18,240	38,848	65,057	51,805
Bottles and phials—										
Soda water bottles . . . Gross	8,046	11,058	11,755	9,877	3,418	1,85,034	1,205,735	1,47,075	2,01,839	71,517
Others . . . "	74,758	58,680	48,226	51,200	42,714	3,34,379	2,55,541	2,10,840	1,90,726	1,39,831
Funnels, globes, and glass parts of lamps . . . Value	—	—	—	—	—	1,11,009	2,01,910	1,31,671	1,28,342	78,768
Scientific glassware . . .	—	—	—	—	—	14,536	13,298	20,239	18,534	18,349
Sheet and plate Sq. feet and Owt.	2,236,678	2,119,274	1,884,218	2,127,186	1,641,285	3,72,301	3,49,579	3,21,523	3,27,102	2,52,529
Tableware (including decanters, tumblers, etc.) . . . Value	—	—	—	—	—	2,46,783	2,70,790	2,47,884	2,50,956	1,48,502
Other glassware . . . "	—	—	—	—	—	1,64,255	2,16,217	1,15,451	1,01,374	1,10,278
Total of Glass and glassware . . . "	—	—	—	—	—	14,98,180	15,91,882	12,74,007	13,84,901	9,07,870
Glue . . . Cwts.	1,489	1,201	2,168	2,101	2,031	38,938	40,370	68,092	84,247	83,808
Grain, Pulse, and Flour—										
Beans (dry) . . . Tons	252	439	510	482	488	50,057	92,768	91,664	96,062	94,938
Pulse . . . "	81	32	225	45	35	17,815	6,848	39,859	9,800	6,366
Rice not in the husk . . . "	194	6	17	85	1,009	29,217	1,830	2,035	10,577	1,25,525
Wheat . . . "	—	3	1,431	9,087	13,206	63	855	2,20,524	11,98,373	13,15,698
Other sorts . . . "	24	34	131	126	230	6,862	8,395	30,553	24,372	41,211
Total of Grain, Pulse, and Flour . . . "	551	514	2,364	9,775	14,969	1,04,014	1,10,196	3,84,645	13,34,210	15,83,738
Gums and Resins—										
Arabic . . . Cwts.	20	—	—	2	402	782	16	23	260	22,319
Benjamin . . . "	851	818	868	905	883	37,909	40,712	53,544	54,847	48,061
Dammer (Resins) . . . "	19,752	21,947	7,812	—	—	1,38,113	1,66,174	51,386	—	—
Resin . . . "	478	327	13,944	21,707	24,176	10,500	3,243	97,884	1,63,808	1,84,109
Other sorts . . . "	254	199	466	144	305	7,851	7,339	15,346	5,477	18,072
Total of Gums and Resins . . . "	21,350	23,291	22,690	22,758	25,766	1,94,655	2,22,484	2,18,233	2,24,392	2,73,061
Hardware, excluding cutlery and electroplated ware—										
Agricultural implements . . . Value	—	—	—	—	—	1,29,860	1,88,977	1,02,005	1,39,407	1,33,519
Buckets of tinned or galvanised iron . . . "	—	—	—	—	—	1,25,861	1,64,788	1,53,381	1,70,360	1,19,127
Sliders' hardware, such as locks, hinges, door bolts, etc. . . . "	—	—	—	—	—	3,85,646	4,03,482	3,21,239	3,47,553	3,27,080
Domestic hardware, other than enamelled ironware . . . "	—	—	—	—	—	1,04,901	89,528	1,20,110	1,63,881	1,36,847
Enamelled ironware . . . "	—	—	—	—	—	12,85,433	11,82,308	11,35,481	10,23,105	5,60,799
Gas mantles . . . "	—	—	—	—	—	50,554	815	1,479	75,012	6,087
Implements and tools, other than agricultural implements and machine tools . . . "	—	—	—	—	—	15,37,667	13,11,019	10,38,137	9,53,286	6,12,024
Lamps, metal . . . No.	327,968	445,562	276,288	233,029	158,769	7,41,810	8,65,173	5,90,304	5,86,546	3,86,702
Parts of lamps, other than glass . . . Value	—	—	—	—	—	60,636	85,057	44,550	50,803	29,996
Safes and strong boxes of metal . . . No.	3,000	4,003	780	428	525	1,74,259	1,79,029	94,235	61,372	31,465
Stoves . . . "	6,405	14,917	8,243	7,368	4,617	44,386	60,859	47,907	43,793	26,880
Other sorts . . . Value	—	—	—	—	—	29,12,069	35,29,601	27,26,220	25,66,643	21,43,353
Total of Hardware, etc. . . "	—	—	—	—	—	75,53,082	80,80,585	68,75,048	63,05,766	45,13,821

TRADE AT CHIEF PORT
RANGOON

(186)

No. 12—continued
IMPORTS—continued

PRINCIPAL AND OTHER ARTICLES	QUANTITY					VALUE				
	1926-27	1927-28	1928-29	1929-30	1930-31	1926-27	1927-28	1928-29	1929-30	1930-31
						Rs	Rs	Rs	Rs	Rs
INSTRUMENTS, APPLIANCES, AND PARTS THEREOF—										
Electrical, including telegraph and telephone apparatus not being machinery—										
Electric fans and parts thereof Value	—	—	—	—	—	2,18,224	2,65,323	1,68,044	1,59,831	1,95,443
Electric wires and cables—										
Rubber, insulated	—	—	—	—	—	79,360	61,960	69,398	3,25,806	2,52,037
Insulations, other than rubber	—	—	—	—	—	1,75,010	2,53,645	1,72,474	1,17,803	45,246
Telegraph and telephone wires and cables	—	—	—	—	—	1,206	1,625	961	—	4,109
Bare copper wire (Electrolytic)	—	—	—	—	258	1,135	16,460	39,703	46,823	20,421
Other than telegraph and telephone wires (c)	—	—	—	—	—	—	—	—	—	—
Telegraph and telephone instruments and apparatus	—	—	—	—	—	20,663	39,241	3,601	59,921	4,842
Electric lamps and parts thereof—										
Electric glow lamps*	287,295	496,338	589,617	89,870	103,166	2,02,312	2,74,512	3,18,832	2,96,639	2,72,643
Flash lights, etc (b)	—	—	—	—	—	—	—	—	2,75,619	3,25,057
Standard lighting lamps (b)	—	—	—	489,995	537,971	—	—	—	19,067	16,634
Other sorts	265,325	343,910	593,883	37,523	28,719	9,05,139	6,21,378	6,76,656	—	—
Parts and accessories of electric lamps	—	—	—	—	—	4,45,600	32,638	56,124	1,51,467	1,62,685
Batteries	—	—	—	—	—	3,56,682	5,84,354	6,80,084	5,44,196	4,91,782
Electric lighting accessories and fittings (including switches)	—	—	—	—	—	98,998	2,28,853	1,72,706	1,20,197	73,706
Electrical instruments (other than telegraphic and telephonic)—										
Meters	—	—	—	—	—	80,534	77,168	86,241	67,713	44,261
Others	—	—	—	—	—	—	—	7,353	3,598	3,608
Electrical goods and apparatus not enumerated	—	—	—	—	—	4,56,680	5,64,255	2,38,687	3,28,882	2,02,132
Musical—										
Pianos and Piano-players, complete	12	60	61	63	36	8,343	39,056	48,368	44,392	126,206
Talking machines and accessories—										
Talking Machines	1,321	2,095	1,900	2,144	2,735	51,723	61,246	71,172	98,638	97,743
Records	11,445	7,762	13,769	56,185	76,632	14,292	10,134	19,202	64,662	79,168
Accessories	—	—	—	—	—	6,326	11,932	9,542	45,773	21,734
Other sorts (including parts of musical instruments)	—	—	—	—	—	1,87,661	1,68,260	1,13,296	87,604	75,827
Optical										
Photographic—										
Cinematograph films	776,651	—	—	—	—	92,793	—	—	—	—
Raw films i.e., blank in feet.	—	516,631	1,901,139	2,015,034	1,195,667	—	26,209	88,499	70,502	76,681
Exposed films (a)	—	1,401,002	571,812	596,956	992,366	—	1,47,557	93,905	58,097	95,429
Photographic other than cinematograph films	—	—	—	—	—	1,68,304	1,62,733	2,38,694	2,75,697	2,42,155
Scientific, and philosophical	—	—	—	—	—	1,75,437	1,24,432	93,668	1,29,182	96,666
Surgical	—	—	—	—	—	1,39,661	1,18,061	1,29,783	1,11,311	1,08,421
Wireless apparatus	—	—	—	—	—	54,722	33,468	67,972	31,555	68,001
Other kinds	—	—	—	—	—	1,93,834	1,77,614	1,58,348	1,75,632	1,65,746
Total of Instruments, etc.						41,68,422	41,53,707	38,39,230	37,33,134	33,34,348
Jewellery (excluding imitation jewellery and precious stones and pearls, unset), also plate of gold and silver—										
Jewellery	—	—	—	—	—	85,490	64,435	39,535	1,61,211	1,08,621
Plate of gold and silver	—	—	—	—	—	1,12,376	1,50,121	1,53,220	1,08,822	1,09,179
Total of Jewellery, etc.						1,98,871	2,14,556	1,92,755	2,54,533	2,12,800
Leather—										
Hides, tanned or dressed	8=5,144	10=4,789	4=2,978	5=2,740	1=1,020	46,875	61,924	24,633	38,863	13,396
Skins, tanned or dressed	11=1,119	6=5,933	2=2,446	2=2,553	5=3,649	13,963	69,527	40,268	22,805	30,624
Unwrought leather cloth (including artificial leather) Sq. yds.	164	18	16	63	49	53,929	7,505	10,788	19,942	23,592
	22,299	27,123	8,931	25,345	19,132	33,128	34,468	15,863	34,751	16,978

(a) Separately recorded from 1927-28.
(b) " " " " 1929-30.
(c) Quantity recorded from 1930-31.
*Discontinued from 1929-30. For new heads see below.

No. 12—continued
IMPORTS—continued

PRINCIPAL AND OTHER ARTICLES	QUANTITY					VALUE				
	1926-27	1927-28	1928-29	1929-30	1930-31	1926-27	1927-28	1928-29	1929-30	1930-31
BURMA—continued										
RANGOON—continued										
Leather—continued										
Manufactures (excluding boots and shoes and belting for machinery)—Bags and trunks . Cwts.	76	157	125	91	76	21,672	44,020	47,181	35,613	17,400
Other sorts . "	158	258	197	188	221	62,667	72,689	64,072	45,255	55,888
Total of Leather . Value	—	—	—	—	—	2,92,220	2,90,128	2,02,795	1,07,274	1,60,928
Liquors, including denatured and perfumed spirits—Ale, beer, and porter—Ale and beer—										
In bottles . Liq. galls.	641,513	820,589	702,732	682,167	592,136	19,33,789	23,52,836	19,73,583	19,25,499	17,07,496
„ bulk . "	3,120	520	1,220	..	23,330	6,395	719	3,693	..	30,057
Stout and porter—In bottles . "	65,765	75,842	52,548	63,244	42,279	8,30,136	8,87,095	2,40,487	3,23,214	2,10,517
Cider and other fermented liquors . "	809	668	1,547	162	607	5,277	3,956	9,854	1,093	3,319
Spirit—										
Brandy { Liq. galls.	72,932	78,044	72,655	66,218	59,350	3,59,185	8,12,903	7,71,682	7,19,148	6,02,084
{ Proof galls.	56,722	57,916	56,522	51,044	45,695					
Gin { Liq. galls.	10,208	9,854	9,215	8,803	9,932	83,071	96,779	78,482	73,206	85,776
{ Proof galls.	7,205	7,461	6,854	6,071	7,281					
Liqueurs . Liq. galls.	1,539	1,434	1,649	821	1,650	20,813	32,514	26,328	13,194	24,114
Rum { Liq. galls.	46,118	23,421	2,637	2,911	1,908	53,198	25,696	4,783	4,568	3,161
{ Proof galls.	77,437	30,276	4,177	4,695	3,088					
Whisky { Liq. galls.	62,612	65,855	66,008	58,455	59,494	10,94,526	11,16,892	11,13,031	9,97,628	10,23,270
{ Proof galls.	47,645	50,058	50,205	44,276	45,214					
Spirit, present in drugs, medicines, or chemicals . Liq. galls.	7,057	16,388	18,465	15,974	12,984	2,17,718	4,62,909	4,84,334	4,26,617	3,73,956
Spirit, perfumed . "	3,021	3,079	2,646	1,468	1,714	3,43,007	3,20,023	3,15,112	1,66,085	1,71,647
Spirit denatured—Imported direct . "	32	2	..	188
Spirit denatured at Customs immediately on arrival or before clearance . "	19,806	75,255	80,189	96,714	75,990	24,180	1,03,525	95,418	1,04,383	83,867
Other sorts . "	29,418	16,238	14,295	15,187	10,105	4,07,182	2,43,606	2,49,199	2,63,627	1,81,768
Total of Spirit . "	252,711	284,568	267,791	266,051	233,127	31,67,882	32,14,847	31,38,497	27,88,406	25,09,643
Wines—										
Champagne and other sparkling wines . "	4,031	3,772	3,541	1,778	2,060	76,736	85,667	92,110	39,555	53,632
Port . "	4,571	4,493	3,822	2,827	2,411	64,246	57,053	52,021	37,251	32,622
Still red wines, other than port . "	9,605	10,375	8,784	8,258	9,303	53,636	76,045	50,050	51,405	57,725
Other sorts, including vermouth and ginger wine . "	13,612	17,353	18,024	13,902	13,706	82,330	1,05,095	1,10,965	83,454	88,515
Total of Wines . "	31,819	35,993	34,171	26,765	27,870	2,86,978	3,23,831	3,05,164	2,16,665	2,32,494
Total of Liquors . "	995,737	1,217,680	1,060,009	1,088,889	921,849	57,30,457	62,82,834	56,71,228	52,54,882	47,93,525
Machinery and Millwork—										
Prime-movers (other than electrical)—Locomotives (including those for railways)—	27,279	1,32,172	59,636
Oil Engines . No.	32	85	5	25,888	25,798	7,507	14	..
Parts of oil Engines . Value	—	—	—	—	—	3,02,408	3,73,261	2,07,420	6,86,508	46,922
Steam Engines . No.	36	77	15	33	7	2,95,432	4,23,971	99,206	1,29,812	1,17,690
Parts of Steam Engines . Value	—	—	—	—	—	—	—	7,67,067	37,48,445	..
Railway locomotive engines and tenders and parts (a) . "	—	—	—	—	—	..	985
Others . "	—	—	—	—	—

(a) Recorded under "Railway plant, etc." prior to 1928-29;

PRINCIPAL AND OTHER ARTICLES	QUANTITY					VALUE				
	1926-27	1927-28	1928-29	1929-30	1930-31	1926-27	1927-28	1928-29	1929-30	1930-31
BURMA—continued						R	R	R	R	R
RANGOON—continued										
Machinery and Mill-work—continued										
Prime-movers (other than electrical)—continued										
Other than locomotives—										
Gas engines No.	32	30	89	133	21	1,04,167	48,250	44,659	92,543	80,717
Parts of gas engines Value	—	—	—	—	—	39,119	21,787	9,906	27,363	40,859
Oil Engines No.	235	253	305	264	243	4,33,276	3,16,126	3,88,912	4,16,767	5,59,369
Parts of oil engines Value	—	—	—	—	—	1,19,044	1,09,531	93,015	1,78,817	1,42,661
Steam Engines No.	113	126	123	85	32	4,14,984	3,25,126	9,14,909	3,70,685	2,05,115
Parts of Steam Engines Value	—	—	—	—	—	8,38,852	8,22,647	1,65,085	3,06,529	48,763
Others	—	—	—	—	—	835	—	2,701	19,308	12,282
Electrical machinery of all kinds, not including instruments, apparatus, appliances, and parts thereof—										
Control and Switch gear	—	—	—	—	—	3,66,757	7,45,091	3,36,461	5,36,658	2,62,909
Generators, alternators, and dynamos	—	—	—	—	—	2,11,826	1,76,952	2,99,251	1,45,854	1,42,607
Motors	—	—	—	—	—	2,88,363	4,74,347	4,38,467	2,81,245	2,13,719
Transformers	—	—	—	—	—	1,45,919	2,07,941	2,45,307	1,73,182	85,707
Turbo-generating sets	—	—	—	—	—	1,87,477	19,582	2,07,771	10,416	2,02,548
Other kinds	—	—	—	—	—	9,29,053	13,96,240	10,06,787	5,59,381	9,29,242
Machinery, not being prime-movers or electrical machinery—										
Aerated water making machinery	—	—	—	—	—	31,256	19,192	12,498	1,17,127	15,016
Agricultural machinery—										
Agricultural tractors and parts	—	—	—	—	—	93,720	2,67,369	1,77,621	1,18,505	1,02,460
Ploughs and parts	—	—	—	—	—	857	36,188	221,159	8,270	10,348
Others	—	—	—	—	—	274	32,378	32,028	52,348	21,595
Boilers	—	—	—	—	—	5,37,079	18,53,344	8,80,662	6,64,634	5,47,854
Metal working machinery (excluding machine tools)	—	—	—	—	—	5,64,599	5,23,726	3,81,325	4,88,072	5,75,388
Mining machinery	—	—	—	—	—	78,26,272	1,28,99,419	48,53,316	35,99,029	55,67,807
Oil crushing and refining machinery	—	—	—	—	—	5,01,845	7,54,207	3,10,950	6,17,289	22,15,310
Paper mill machinery	—	—	—	—	—	—	—	212	22,033	—
Refrigerating machinery	—	—	—	—	—	3,72,843	2,35,298	1,25,910	2,13,377	5,67,167
Rice and flour mill machinery	—	—	—	—	—	10,39,509	11,01,891	7,91,068	5,66,287	6,97,498
Saw mill and wood working machinery	—	—	—	—	—	2,58,624	3,78,984	2,77,911	2,58,707	3,63,188
Sewing and knitting machines and parts thereof—										
Sewing and knitting machines No.	3,460	1,076	4,573	3,725	4,375	3,70,764	1,09,869	4,74,446	3,77,640	5,03,993
Parts of sewing and knitting machines and accessories Value	—	—	—	—	—	10,38,615	12,16,486	6,25,598	7,68,798	52,845
Textile machinery—										
Cotton—										
Cotton spinning machinery	—	—	—	—	—	2,504	—	28,386	92,319	21,137
Other sorts of cotton machinery	—	—	—	—	—	9,260	7,250	6,401	1,246	3,514
Other sorts	—	—	—	—	—	2,366	—	3,659	5,331	2,481
Typewriters—										
Typewriters No.	1,257	1,618	2,491	2,044	1,529	1,67,258	2,20,948	3,12,105	2,54,946	1,91,240
Parts and accessories Value	—	—	—	—	—	23,613	17,043	8,696	18,772	20,499
Other sorts of machinery (excluding printing machinery)	—	—	—	—	—	15,30,930	12,43,226	23,52,896	25,71,015	10,71,623
Total of Machinery and Millwork	—	—	—	—	—	1,85,97,867	2,60,40,624	1,69,50,873	1,84,50,517	1,56,54,944
Manures—										
Nitrate of Soda Tons	114	180	150	—	—	20,871	23,719	25,106	—	—
Sulphate of ammonia	—	—	—	356	60	—	—	—	54,281	8,692
Other sorts	—	40	110	249	1,046	—	6,956	20,682	40,346	154,260
Other kinds (excluding Oil cakes)	27	37	2	151	—	11,563	15,247	746	32,461	203
Total of Manures	141	227	262	756	1,106	32,434	50,922	46,534	1,27,088	1,63,155
Matches—										
Safety Gross of Boxes	1,377,209	1,077,119	507,267	236,593	24,555	14,66,072	11,86,688	5,77,500	2,67,675	36,280
Match-making materials—										
Undipped splints Lbs.	—	236,362	196,832	25,350	—	—	20,524	20,366	2,287	—
Veners of match boxes and empty	—	153,432	107,982	49,444	—	—	32,319	26,699	10,952	—
Total of Match-making materials	—	389,794	304,314	74,794	—	—	—	—	—	—
Mats and Matting, except coir and rubber Sq. Yds.	121,377	211,245	300,476	340,517	264,532	60,832	93,005	98,237	1,08,835	71,396

No. 12—continued
IMPORTS—continued

PRINCIPAL AND OTHER ARTICLES	QUANTITY					VALUE				
	1926-27	1927-28	1928-29	1929-30	1930-31	1926-27	1927-28	1928-29	1929-30	1930-31
BRMA—continued						R.	R.	R.	R.	R.
RANGOON—continued										
Metals and Ores—										
Aluminium—										
Unwrought . . . Cwts.	1	(56 lb.)	1	79	34	178
Wrought—										
Circles . . . "	1,026	7,910	5,148	11,877	8,327	81,852	6,12,973	4,12,463	8,97,973	6,27,917
Sheets . . . "	243	618	115	252	69	17,925	44,085	9,329	18,259	5,495
Other manufac- tures . . . "	2,699	1,530	1,011	583	488	3,84,867	1,98,548	1,12,602	74,649	51,934
Total of Alumi- nium . . . "	3,968	10,053	6,275	12,712	8,885	4,84,644	8,55,606	5,34,473	9,90,915	6,85,509
Antifriction metal Brass, Bronze, and similar alloys and manufactures thereof—	173	310	231	836	290	15,174	21,628	19,107	52,584	20,710
Unwrought . . . "	..	16	4	84	96	..	1,760	190	4,234	3,686
Wrought—										
Mixed or yellow metal, for sheathing. . . "	595	1,028	673	1,136	1,184	33,754	50,765	34,770	65,017	56,329
Rods . . . "	591	806	587	430	498	29,232	36,789	26,537	20,532	21,747
Tubes . . . "	117	135	126	223	..	13,159	11,092	10,828	15,067	..
Wire . . . "	196	158	225	274	..	11,004	9,003	14,937	16,579	..
Other sorts . . . "	1,804	2,387	1,739	1,396	1,610	1,85,036	2,18,586	1,75,334	1,77,871	1,29,207
Total of Brass, Bronze, etc. . . "	3,303	4,530	3,357	3,543	3,288	2,72,036	3,27,995	2,62,646	2,99,350	2,10,969
Copper—										
Ore . . . Tons	4,053	5,597	..	2,12,507	2,08,846	..
Unwrought— Tiles, ingots, cakes, bricks, and slabs . . . Cwts.	5,331	2,335	1,033	996	760	92,130	1,13,342	49,715	50,699	41,758
Other sorts . . . "	156	7,036
Wrought—										
Sheets . . . "	720	502	660	255	623	56,237	29,699	37,095	15,924	35,868
Tubes . . . "	118	353	326	184	149	10,869	21,304	25,802	16,544	11,494
Wire (exclud- ing wire of Telegraph and Telephone) . . . "	812	707	200	89	79	53,356	43,411	13,547	5,732	4,709
Other manufac- tures . . . "	459	523	307	313	391	33,955	43,668	68,729	33,835	48,247
Total of Copper . . . "	88,706	4,425	3,026	113,778	2,002	4,66,140	2,56,924	1,04,888	3,31,580	1,42,076
Iron—										
Pig . . . Tons	548	1,429	1,012	919	526	50,910	96,336	70,677	63,791	36,636
Manufactures— Angle, bolt, and rod . . . "	5	8	7	150	7	1,667	1,527	1,406	17,541	1,450
Bars and channels . . . "	5,797	736	2,507	2,451	1,766	5,50,029	85,933	2,30,348	2,72,680	1,72,240
Rice bowls . . . "	403	216	87	76	60	1,51,224	1,01,853	35,532	30,943	24,449
Total of Iron . . . "	6,753	2,439	3,613	3,596	2,359	7,53,830	2,85,649	3,38,463	3,34,955	2,35,025
Steel—										
Angle and Tee . . . "	3,110	3,908	4,067	3,290	2,577	4,09,857	4,42,377	4,96,051	4,09,327	3,07,718
Spring . . . "	2,025	23	80	76	1	2,71,138	6,386	10,512	11,608	837
Bars other than cast steel . . . "	9,150	10,403	8,305	9,317	5,654	10,04,733	11,42,069	10,37,994	11,01,709	6,44,727
Cast—										
Tool, steel— High speed . . . "	256	209	300	176	115	57,560	1,03,465	97,127	1,66,143	1,00,520
Carbon . . . "	7	6	31,614	6,305
Cast steel bars . . . "	227	15	25	119	64	27,134	8,132	19,473	24,122	21,345
Other cast steel Ingots, blooms, billets, and slabs . . . "	10	29	7	2	..	3,955	9,587	1,043	1,089	..
7	..	18	56	55	1,130	..	3,093	10,412	8,491	
Total of Steel . . . "	14,785	14,537	13,802	13,043	8,472	17,80,657	17,12,066	16,65,293	17,56,114	10,89,943
Iron or steel—										
Anchors and cables . . . "	783	603	435	236	202	5,30,314	3,37,311	2,32,391	1,79,663	1,00,231
Beams, pillars, channels, girders, and bridge- work . . . "	6,349	13,654	7,642	10,527	6,544	11,21,909	26,53,824	12,02,071	21,21,761	13,16,53
Bolts and nuts . . . "	1,044	965	1,177	853	911	2,97,510	2,36,226	2,33,026	2,17,351	2,62,32
Fencing materials (including fencing wire) . . . "	1,213	1,194	1,161	993	415	2,67,111	2,78,712	2,36,635	2,65,933	1,13,75
Hoops and strips . . . "	914	665	590	680	643	1,76,990	1,11,414	79,479	1,01,506	84,22
Nails, rivets, and washers (exclud- ing wire nails) . . . "	2,490	2,063	1,732	1,309	1,175	3,41,869	6,20,332	4,95,632	5,44,330	3,35,02
Pipes and fittings, cast . . . "	2,695	3,745	1,325	934	643	7,32,201	7,79,753	4,55,443	2,73,106	2,07,01

TRADE AT CHIEF PORT
RANGOON

(190)

No. 12—continued
IMPORTS—continued

PRINCIPAL AND OTHER ARTICLES	QUANTITY					VALUE				
	1926-27	1927-28	1928-29	1929-30	1930-31	1926-27	1927-28	1928-29	1929-30	1930-31
BUERMA—continued										
RANGOON—continued										
Metals and Ores—continued										
Iron or steel—continued										
Balls, chains, and fishplates (including those for railways) . Tons	1,065	17,759	3,327	2,150	1,102	1,50,838	21,28,312	5,26,425	5,46,290	2,10,680
Screws . . . "	69	56,280
Wood Screws (a) . "	..	101	48	100	08	..	73,840	21,915	70,819	39,963
Metal thread Screws (a),, "	..	10	2	1	3	..	8,057	2,669	1,404	2,982
Sheets and plates—										
Galvanised—										
Corrugated . "	15,200	21,684	15,504	12,214	12,049	19,88,213	65,81,258	46,08,766	33,32,350	32,67,176
Plain . "	2,374	3,939	2,005	1,945	1,430	7,01,753	10,29,125	4,57,865	4,11,627	3,12,416
Tinned—										
Tin plates . "	2,108	2,885	1,401	2,554	2,653	8,68,134	9,11,162	5,71,896	9,18,339	7,36,153
Other sorts . "	..	118	48,053	258
Not galvanised or tinned—										
Sheets up to 1/4" thick . "	4,146	4,613	3,101	2,846	3,317	8,81,658	6,56,752	4,64,904	4,53,466	4,75,526
Plates over 1/4" thick . "	1,608	3,272	4,432	3,202	2,861	2,01,419	4,14,441	5,09,051	4,27,133	3,88,104
Other sorts . "	..	12	3,044
Tubes, pipes and fittings wrought . "	5,110	14,713	3,317	4,341	3,366	15,63,139	38,54,248	10,18,620	13,90,465	11,72,375
Wire nails . "	3,396	4,256	3,580	4,212	2,696	6,13,066	8,33,675	5,88,286	7,14,638	3,94,900
Wire rope—										
Black . . . "	457	409	834	299	422	2,28,575	2,36,913	4,62,722	1,95,545	2,74,935
Galvanised . . . "	346	767	502	191	171	1,92,432	4,11,206	2,27,237	1,24,233	1,01,509
Wire, other than fencing wire . "	745	668	483	585	595	1,52,557	1,48,600	1,17,910	1,33,493	1,13,619
Other manufactures of iron or steel . "	2,001	2,171	1,752	1,551	1,434	5,88,816	6,37,946	5,72,891	5,31,332	6,35,968
Total of Iron or Steel . . . "	54,118	1,00,271	54,400	52,823	42,710	1,52,65,264	2,30,39,764	1,32,76,197	1,29,55,989	1,05,36,416
Lead—										
Unwrought . Cwts.	..	1,839	260	102	462	..	47,084	4,231	1,928	7,264
Wrought—										
Pipes, and tubes . "	719	1,203	469	558	826	20,796	33,197	10,375	11,966	15,493
Sheets . . . "	950	3,364	1,481	1,779	1,575	31,970	89,823	24,198	36,062	25,089
Sheets for Tea chests . "	1,739	..	20	41,566	..	462
Other sorts . "	469	259	379	139	182	33,801	8,229	10,159	3,980	4,028
Total of Lead . . . "	3,877	6,665	2,559	2,578	3,046	1,28,133	1,72,333	51,425	53,936	52,779
Quicksilver Lbs.	7,939	3,095	9,118	7,485	8,465	20,978	27,501	35,339	30,184	34,412
Solder . Cwts.	1,461	1,978	1,302	979	1,178	1,64,999	2,12,866	1,14,537	90,040	65,004
Tin—										
Unwrought (blocks, ingots, bars, and slabs) . "	1,760	1,131	1,495	1,116	763	3,27,424	2,31,574	2,94,176	2,28,759	1,06,625
Wrought (including plates or sheets, not being tinned iron). "	11	16	19	29	6	2,122	3,336	3,364	2,413	1,260
Total of Tin . . . "	1,771	1,147	1,514	1,145	769	3,29,546	2,35,410	2,97,540	2,31,172	1,07,885
Zinc or Spelter—										
Unwrought . "	..	112	15,083	17,640	12,954	..	3,246	2,98,550	3,56,575	1,80,323
Wrought or manufactured . "	21,927	23,591	10,140	11,688	11,853	6,15,335	5,67,833	2,35,783	3,08,005	2,27,430
Other sorts . "	334	16	..	10,376	449	..
Total of Zinc or Spelter . . . "	22,311	23,703	25,223	29,344	24,807	6,26,211	5,71,079	5,34,333	6,65,029	4,07,753
Metals, unenumerated . "	2,510	1,792	1,639	2,013	2,595	2,29,452	2,00,322	1,91,883	2,00,224	2,74,407
Ores, unenumerated . Tons	125
Total of Metals . . . "	78,011	1,20,631	73,576	71,715	55,837	2,08,14,606	2,79,19,243	1,75,16,429	1,78,33,211	1,38,62,838
Total of Ores . . . "	4,053	5,597	..	2,12,507	2,03,861 (b)	125
Total of Metals and Ores . . . "	82,064	1,20,631	73,576	77,312	55,837	2,05,27,113	2,79,19,243	1,75,16,429	1,80,42,072	1,38,63,013

(a) Separately recorded from 1927-28.
(b) Included Re. 15 the value of 2 cwts. of "Lead Ore".

No. 12—continued
IMPORTS—continued

PRINCIPAL AND OTHER ARTICLES	QUANTITY					VALUE				
	1926-27	1927-28	1928-29	1929-30	1930-31	1926-27	1927-28	1928-29	1929-30	1930-31
BMA—continued						R	R	R	R	R
RANGOON—continued										
Oils—										
Animal Owts. & Galls.	44=540	268=8,220	94=1,130	71=902	80=1,009	792	7,411	2,923	2,662	1,635
Essential—										
Synthetic Lbs. & Galls.	148=17	1,127=125	491=55	311=84	438=49	1,259	6,813	1,850	1,132	1,370
Natural —										
Peppermint . . .	3,570=396	2,263=251	2,458=274	3,581=397	283=33	18,958	19,686	19,650	23,785	1,504
Other sorts . . .	25,040=2,838	16,848=1,845	28,957=3,221	15,844=1,866	14,873=1,648	71,288	48,586	57,344	54,600	42,740
Total of Essential Oils . .	28,768=3,251	20,288=2,221	31,906=3,550	20,736=2,297	15,594=1,730	91,499	75,035	78,844	79,517	46,614
Mineral—										
Fuel oils . Tons & Galls.	84,489=20,731,824	95,831=23,839,434	104,274=25,941,417	94,779=23,588,819	71,838=18,004,598	29,21,780	33,96,070	34,73,606	31,70,812	24,22,278
Kerosene—										
In tins . Galls.	571,706	1,030,309	1,262,009	809,671	812,055	5,16,620	9,52,976	11,04,605	6,64,734	6,67,120
Lubricating oils . . .	858,482	443,480	595,097	420,518	579,639	7,10,140	9,13,820	11,82,274	7,09,930	11,23,926
White Oil (a) . . .	—	—	—	233,851	187,141	—	—	—	2,12,780	1,82,065
Other kinds . . .	72,745	666,988	596,693	85,762	65,220	85,228	7,27,774	5,98,143	1,53,774	1,13,116
Total of Mineral Oils . . .	21,784,257	25,980,511	28,895,216	25,138,616	19,648,653	42,33,768	59,90,640	63,58,628	50,01,980	45,08,506
Vegetable, non-essen- tial—										
Coconut Owts. & Galls.	227=2,778	9,748=121,185	6,088=75,443	4,111=51,188	1,740=21,649	6,854	2,04,182	1,80,272	1,15,711	42,043
Linseed . . .	874=13,623	916=11,908	836=10,389	675=8,410	564=7,046	43,607	37,104	31,088	25,512	21,156
Other sorts . . .	893=10,947	1,101=13,394	1,296=16,151	1,237=15,397	938=11,703	43,596	39,386	53,127	47,091	32,301
Total of Vegetable Oils . .	1,994=27,343	11,765=146,437	8,195=101,983	6,023=74,995	3,242=40,398	93,857	3,71,172	2,64,487	1,88,314	95,500
Total of Oils . Galls.	21,765,396	26,132,369	28,501,879	25,216,810	19,591,790	44,19,916	64,44,308	67,04,822	52,72,463	46,51,254
Oil-cloth and door-cloth . Sq. Yds.	257,030	353,296	251,507	377,869	269,974	2,35,452	3,01,762	1,96,592	2,97,937	1,86,116
Opium . . . Lbs.	—	—	—	—	—	—	60	—	—	—
Packing—Engine and Boiler—of all kinds, excluding asbestos . Value	—	—	—	—	—	31,869	41,129	69,456	37,807	43,591
Paints and Painters' materials—										
Paints and Colours—										
Barytes . . . Owts.	5,900	1,002	—	41,379	51,711	17,946	25,358	—	1,09,994	1,36,612
Blue paint or Paris blue . . .	276	897	639	546	1,282	23,866	62,258	45,361	37,208	78,016
Enamels prepared (c) . . .	2,908	1,914	2,599	2,299	—	1,76,111	1,66,629	1,96,377	1,43,325	—
Graphite . . .	95	305	522	403	413	3,455	12,694	13,160	8,745	9,647
Red lead—										
Genuine, dry . . .	6,220	4,987	4,003	3,956	1,402	2,19,753	1,52,339	1,03,644	90,597	37,792
Reduced . . .	83	50	25	—	102	2,991	1,424	663	—	2,079
White lead—										
Genuine, dry . . .	947	949	524	776	295	33,070	29,054	15,279	24,277	9,230
Reduced . . .	25	36	2	—	3	913	1,142	64	—	91
Genuine, moist . . .	1,286	2,218	2,667	119	483	45,052	55,923	74,271	3,373	14,438
Reduced . . .	98	306	1,069	817	3,026	63,986	9,915	31,863	25,367	60,146
Zinc, white—										
Genuine, dry . . .	142	112	111	50	244	3,970	3,519	3,097	1,261	5,767
Reduced . . .	—	—	30	—	6	—	—	683	—	348
Genuine, moist . . .	5,466	5,069	4,744	3,998	3,779	2,21,444	2,28,742	1,70,884	1,44,462	1,30,241
Reduced . . .	10	60	197	165	338	365	2,003	4,200	6,448	8,038
Other sorts . . .	16,255	16,774	19,862	21,308	—	3,60,869	4,79,185	6,22,408	6,14,616	—
White, dry(b) . . .	—	—	—	—	109	—	—	—	—	2,184
Coloured, dry(b) . . .	—	—	—	—	3,609	—	—	—	—	87,537
White, moist(b) . . .	—	—	—	—	297	—	—	—	—	6,641
Coloured, moist(b) . . .	—	—	—	—	9,964	—	—	—	—	3,13,027

(a) Separately recorded from 1929-30.

(b) Separately recorded from 1930-31.

(c) Shown under "Varnish" from 1930-31.

TRADE AT CHIEF PORT
RANGOON

(192)

No. 12—continued
IMPORTS—continued

PRINCIPAL AND OTHER ARTICLES	QUANTITY					VALUE				
	1926-27	1927-28	1928-29	1929-30	1930-31	1926-27	1927-28	1928-29	1929-30	1930-31
BURMA—continued										
RANGOON—continued										
Paints and Painters' materials—continued										
Painters' materials (other than paints and colours)—										
Turpentine—										
Genuine turpentine Cwts.	1,054	1,224	626	810	721	61,248	57,141	23,889	29,185	26,661
Turpentine substitute "	1	..	17	28	63	30	..	562	481	1,286
Varnish "	2,688	3,414	3,099	3,026	—	1,29,571	1,54,547	1,33,634	1,32,656	—
Enamel (b) "	—	—	—	—	2,051	—	—	—	—	1,38,229
Other kinds (b) "	—	—	—	—	2,559	—	—	—	—	1,18,570
Other kinds Value	—	—	—	—	—	52,338	39,706	44,584	30,581	37,371
Total of Paints and Painters' materials	—	—	—	—	—	14,16,918	14,81,579	14,84,623	14,04,016	12,18,951
Paper and Pasteboard—										
Paper—										
Packing paper Cwts.	23,694	27,924	17,901	30,604	21,780	3,66,190	4,97,817	2,82,497	4,68,419	3,15,492
Printing paper—										
News printing "	23,648	16,539	18,051	31,107	27,259	3,87,244	2,55,245	3,22,053	4,96,619	4,15,930
Other sorts "	11,220	18,866	17,495	11,824	9,615	2,40,633	2,54,264	3,07,949	2,00,071	1,62,036
Writing paper in Ream	27,338	63,233	44,393	52,199	46,791	1,51,899	3,19,118	2,02,606	2,42,573	2,13,214
large Sheets Cwts.	4,719	11,432	7,471	9,301	8,509	1,25,566	95,668	1,45,756	1,82,306	74,140
Note and letter paper and envelopes Cwts.	2,461	1,577	3,914	5,063	1,341	45,429	84,755	65,711	56,916	58,120
Envelopes imported separately "	700	1,603	1,263	1,235	1,176	10,30,291	9,02,307	6,99,313	8,74,958	7,32,331
Old newspapers in bales and bags "	149,394	142,836	121,825	172,424	162,047	3,32,588	2,68,058	4,63,160	3,73,655	3,29,975
Other kinds of paper "	10,279	7,399	16,640	13,000	12,661	1,64,435	1,36,240	79,755	1,87,209	2,46,525
Paper manufactures "	3,278	3,053	1,654	2,668	3,681	35,923	64,987	40,698	77,066	23,833
Pasteboard, millboard, and cardboard of all kinds—										
Straw boards "	3,811	3,265	5,276	10,374	4,323	14,238	60,188	51,265	31,570	24,104
Other kinds Manufactures of pasteboard, millboard and cardboard "	678	547	2,124	2,283	1,558	9,331	21,489	10,937	19,199	24,104
Total value of Paper and pasteboard "	234,082	235,643	218,824	290,146	254,399	28,99,992	29,14,186	26,80,623	31,80,856	26,32,257
Paraffin Wax Tons	334	21	110	191	271	38,648	4,604	63,563	64,718	87,205
Perfumery (not being perfumed spirit) Value	—	—	—	—	—	53,799	72,000	61,145	65,959	50,472
Pitch and Tar—										
Coal tar and pitch Cwts.	7,449	10,179	8,143	9,331	7,422	66,652	82,491	57,446	59,867	49,399
Stockholm tar and pitch "	249	651	843	571	566	3,542	8,341	10,886	7,306	7,213
Total of Pitch and Tar "	7,698	10,830	8,986	9,952	7,988	70,194	90,832	68,332	67,173	56,612
Plants, living, including bulbs and seeds for sowing Value	—	—	—	—	—	8,826	3,565	19,234	17,346	21,100
Polishes—										
Polishes and compositions for application to leather "	—	—	—	—	—	93,845	79,343	1,07,377	72,309	66,514
Polishes and compositions for application to metals, etc. "	—	—	—	—	—	30,437	31,240	33,855	34,513	21,374
Wood Polish "	—	—	—	—	—	6,702	2,210	1,521	3,209	..
Other sorts "	—	—	—	—	—	22,416	27,246	37,455	30,106	28,375
Total of Polishes, etc. "	—	—	—	—	—	1,53,400	1,40,039	1,85,708	1,40,142	1,16,263
Precious Stones and Pearls, unset—										
Diamonds "	—	—	—	—	—	..	2,34,308	14,53,349	13,65,396	2,98,756
Other Precious stones "	—	—	—	—	—	11,09,409	19,60,770	1,80,155	99,769	1,48,076
Pearls "	—	—	—	—	—	900	5,434	60	9,140	6,429
Total of Precious stones, etc. "	—	—	—	—	—	11,10,309	22,00,512	16,33,564	14,74,305	4,48,261
Printing and Lithographing machinery and materials (excluding paper)—										
Printing and lithographing presses "	—	—	—	—	—	1,09,375	88,555	29,449	41,407	12,407
Printing type Cwts.	147	68	114	335	101	23,731	11,072	18,780	41,612	17,501
Printers and Lithographer's ink Value	—	—	—	—	—	28,689	37,136	37,854	41,924	20,807
Other materials "	—	—	—	—	—	22,935	9,056	37,374	34,494	33,973
Total of Printing and Lithographing machinery "	—	—	—	—	—	1,89,830	1,45,819	1,23,957	2,09,497	89,688

(b) Separately recorded from 1930-31:

No. 12—continued
IMPORTS—continued

PRINCIPAL AND OTHER ARTICLES	QUANTITY					VALUE				
	1926-27	1927-28	1928-29	1929-30	1930-31	1926-27	1927-28	1928-29	1929-30	1930-31
URMA—continued BANGKOK—continued Prints, Engravings and Pictures Value	—	—	—	—	—	R 33,770	R 22,454	R 17,704	R 12,612	R 20,540
Provisions and Oil- man's stores— Bacon and hams Cwts.	2,062	1,956	2,141	1,761	1,942	2,68,389	2,23,972	2,46,145	2,08,443	2,11,236
Biscuits and cakes Butter (including canned) "	24,942	29,395	39,143	30,510	22,202	23,18,719	26,23,252	25,04,988	22,18,994	16,48,964
Canned and bot- tled provi- sions (not specified else- where)— Canned or bottled fruits "	933	1,199	924	1,132	967	2,00,774	2,30,675	1,85,532	2,21,707	1,82,620
Tinned or canned fish Vegetable Products : vegetable ghee, vegetable fat, etc. (a) "	6,153	7,758	7,530	8,920	10,792	2,72,152	3,13,289	3,04,582	3,60,285	3,65,670
Others "	80,009	83,988	53,119	71,208	49,008	29,60,621	27,95,742	16,59,785	19,72,510	12,10,905
Cheese (including canned) "	—	6,559	8,868	7,453	12,228	—	2,89,416	3,77,304	2,91,447	4,74,093
Cocoa and choco- late "	14,087	12,837	9,362	9,431	9,869	9,31,322	8,27,729	6,12,610	5,31,783	5,31,835
Confectionery (b) Farinaceous and patent foods— Farinaceous foods in bulk Milk foods for in- fants and invalids (wholly or mainly milk) "	1,000	879	939	834	875	1,03,965	84,417	96,903	84,367	82,102
Other sorts "	1,007	1,030	1,449	676	917	1,22,723	1,31,357	2,25,245	71,560	1,08,641
Isinglass "	—	3,343	2,054	3,046	2,306	—	2,63,161	1,96,992	2,99,110	2,28,154
Jams and jellies "	40,952	62,323	65,243	65,684	62,129	9,02,942	14,30,342	13,58,983	14,24,539	12,52,300
Lard "	3,599	3,682	3,742	2,942	2,318	7,59,065	8,08,762	7,40,859	6,86,295	6,53,390
Milk, condensed and preserved, including milk cream "	19,888	11,703	2,653	2,572	2,610	3,32,464	3,05,040	1,87,912	2,04,123	2,32,993
Pickles, chutnies, sauces, and con- diments "	332	478	77	377	199	69,651	98,256	17,049	87,131	45,610
Vinegar (excluding bottled vinegar) Gals.	1,767	2,126	1,915	2,341	1,842	99,215	1,15,790	99,492	1,20,522	91,067
Other sorts of pro- visions Cwts.	1,491	2,242	1,438	640	637	71,253	1,02,213	68,726	28,460	29,315
Total of Provi- sions, etc. Value	—	—	—	—	—	1,51,92,072	1,72,91,103	1,57,67,697	1,55,30,408	1,30,89,614
Railway plant and rolling stock—† Carriages and parts thereof— By State Railway working under Company management Value	—	—	—	—	—	66,233	3,99,149	—	—	—
By other Railways Wagons and parts thereof— By State Railways working under Company management "	—	—	—	—	—	11,235	1,02,329	—	—	—
By other Railways or by Contractors or Merchants "	—	—	—	—	—	24,22,872	11,00,164	—	—	—
Locomotive engines and ten- ders and parts thereof— By State Rail- ways work- ing under Com- pany manage- ment "	—	—	—	—	—	—	1,42,117	—	—	—
By other Rail- ways or by Contractors or Merchants "	—	—	—	—	—	—	—	—	—	—
Materials for con- struction— Bridge work— (By State Rail- ways work- ing under Company management) Ton	—	—	—	—	—	1,19,055	16,22,151	—	—	—
	—	—	—	—	—	—	5,022	—	—	—

(c) Separately recorded from 1927-28.
(b) Shown under this head from 1927-28.
† Discontinued from 1928-29.

TRADE AT CHIEF PORT
RANGOON

(194)

No. 12—continued
IMPORTS—continued

PRINCIPAL AND OTHER ARTICLES	QUANTITY					VALUE				
	1926-27	1927-28	1928-29	1929-30	1930-31	1926-27	1927-28	1928-29	1929-30	1930-31
						R	R	R	R	R
BURMA—continued										
RANGOON—continued										
Railway plant and Rolling Stock—contd.										
Materials for construction—contd.										
Sleepers and keys of iron or steel—										
By State Railway (Burma Railway) Tons	98	..	—	—	—	33,748	..	—	—	—
Other kinds of Materials— (By State Railways Working under Company management) "	2,290	336	—	—	—	3,66,245	1,33,691	—	—	—
(By other Railways or by Contractors or by Merchants) "	..	17	—	—	—	..	5,431	—	—	—
Total of Railway Plant, etc. "	—	—	—	—	—	30,19,993	35,10,554	—	—	—
Rubber—										
Raw . . . Lbs.	..	151	683	1,050	2,001	..	361	491	948	1,002
Manufactures—										
Pneumatic motor covers . No.	37,509	45,319	49,109	49,144	28,458	12,14,069	14,21,469	17,58,501	20,44,605	12,63,170
Pneumatic motor tubes . "	34,672	41,912	43,077	41,002	25,482	2,32,341	2,65,174	3,10,008	2,99,702	1,99,658
Pneumatic motor cycle covers . "	1,512	1,025	928	640	422	30,451	15,335	15,643	9,822	7,858
Pneumatic motor cycle tubes . "	4,750	2,072	1,184	769	562	7,256	31,823	3,552	2,243	1,795
Pneumatic cycle covers . "	23,374	37,707	33,145	50,402	42,612	68,317	93,691	75,709	1,11,794	97,476
Pneumatic cycle tubes . "	26,103	34,751	42,376	58,230	50,223	28,930	36,630	44,659	47,057	43,408
Solid rubber tyres for motor vehicles . "	1,292	1,428	904	553	479	1,15,006	1,15,565	63,930	43,528	27,508
Other manufactures (except apparel and boots and shoes) . Value	—	—	—	—	—	2,85,468	2,94,762	3,36,817	2,95,652	2,80,967
Total of Rubber . "	—	—	—	—	—	19,87,888	22,74,860	26,09,310	23,55,356	19,22,842
Salt . . . Tons	78,953	99,046	80,834	94,072	38,570	22,43,716	26,66,246	20,26,988	23,86,370	23,87,413
Seeds—										
Oil seeds—										
Essential . "	..	40	..	8	19,112	..	583	..
Non-essential—										
Sesamum (til or jinjil) . "	333	34	4	..	1	94,654	10,280	1,227	178	323
Others . "	32	46	30	..	13	11,694	11,416	6,008	106	3,582
Other than oil seeds . "	66	92	124	66	65	34,956	49,236	56,295	40,219	28,333
Total of Seeds . "	431	212	158	74	79	1,41,304	80,044	64,125	41,086	32,248
Smokers' requisites (excluding tobacco) . "										
						3,00,319	3,33,154	2,52,951	1,92,362	1,80,719
Soap—										
Household and laundry soap in bars or tablets Cwts.	98,826	109,396	87,619	98,889	85,344	30,13,529	34,33,772	27,58,834	29,75,356	23,14,865
Toilet soap . "	2,970	2,728	2,343	2,055	1,839	2,97,187	3,06,134	2,92,068	2,68,710	2,15,941
Other sorts . "	2,262	3,328	4,655	3,429	3,401	84,016	1,51,067	1,75,186	1,24,163	1,23,001
Total of Soap . "	104,058	115,452	95,017	104,373	90,584	33,94,732	38,95,073	32,26,088	33,63,229	26,53,807

† Discontinued from 1928-29.

No. 12—continued
IMPORTS—continued

PRINCIPAL AND OTHER ARTICLES	QUANTITY					VALUE				
	1926-27	1927-28	1928-29	1929-30	1930-31	1926-27	1927-28	1928-29	1929-30	1930-31
URMA—continued						R	R	R	R	R
RANGOON—continued										
Spices—										
Betelnuts . . . Cwts.	64,626	45,076	62,244	80,163	77,584	13,31,410	9,60,690	10,41,385	13,14,139	11,88,275
Cloves . . . "	..	858	499	69	3	2	39,003	34,085	6,038	226
Nutmegs . . . "	1,310	1,148	1,208	1,293	868	58,852	56,719	50,957	68,751	86,401
Pepper . . . "	506	540	658	409	578	21,121	42,163	52,762	41,257	43,413
Other sorts . . . "	212	720	1,169	1,057	1,038	24,013	41,048	44,261	51,717	38,514
Total of Spices . . . "	66,690	48,937	65,769	83,087	80,086	14,35,468	11,39,523	12,23,420	14,76,902	13,02,123
Starch and Farina . . . "	919	1,073	1,834	1,891	1,901	11,941	17,290	24,787	24,136	21,636
Stationery (excluding paper)—										
Pencils (excluding slate pencils) Dozens	240,443	398,843	385,210	318,466	282,145	92,548	1,57,485	1,81,483	1,40,553	1,10,748
Other sorts . . . Value	—	—	—	—	—	7,15,929	7,22,890	8,39,298	9,58,644	6,58,024
Total of Stationery . . . "	—	—	—	—	—	8,08,477	8,80,375	9,67,781	10,99,500	7,68,772
Stone and Marble—										
Stone and marble . . . Tons	897	619	256	115	133	55,929	66,188	50,757	27,255	34,061
Articles of stone and marble . . . "	301	230	352	94	76	90,215	47,337	32,439	25,332	33,468
Total of Stone and marble . . . "	1,198	849	608	209	211	1,46,144	1,14,075	83,196	52,587	72,529
Sugar—										
Sugar, 16 Dutch Standard and above . . . "	38,175	46,051	40,465	41,633	—	91,13,537	94,57,290	78,30,399	69,61,761	—
Sugar, 23 Dutch Standard and above (a) . . . "	—	—	—	—	39,162	—	—	—	—	49,74,041
Sugar, below 23 Dutch Standard but not below 16 Dutch Standard (a) . . . "	—	—	—	—	220	—	—	—	—	57,879
Sugar, 15 Dutch Standard and below . . . "	..	3	..	8	..	50	856	..	2,661	24
Beet Sugar . . . "	605	..	150	226	150	1,47,164	..	33,701	39,770	26,702
Molasses . . . "	376	329	537	684	598	56,326	49,924	29,747	46,677	40,471
Confectionery (b) . . . "	215	—	—	—	—	3,72,102	—	—	—	—
Saccharin (c) . . . Lbs.	203	—	—	—	—	987	—	—	—	—
Total of Sugar . . . Tons	39,371	46,883	41,152	42,601	40,130	96,90,166	95,08,070	78,93,888	70,50,869	50,99,117
Tallow and stearine—										
Grease (excluding mineral grease) Cwts.	862	211	4	57	46	30,721	7,823	340	1,844	853
Others . . . "	6,530	2,193	5,559	2,571	2,612	2,34,351	87,347	1,94,982	1,01,542	90,755
Total of Tallow and Stearine . . . "	7,392	2,404	5,563	2,628	2,658	2,65,072	95,170	1,95,323	1,03,386	97,613
Tea—										
Black . . . Lbs.	291,395	233,797	360,895	315,724	236,007	2,19,564	1,73,706	2,70,393	2,36,829	1,77,330
Green . . . "	3,649	7,064	16,330	15,327	12,188	4,413	8,359	19,795	18,147	13,261
Total of Tea . . . "	295,044	240,861	377,225	331,051	248,195	2,23,977	1,82,065	2,90,688	2,54,976	1,90,661
Telegraphs, materials for construction and accessories (excluding electrical) . . . Value	—	—	—	—	—	10,795	1,093	19,100	1,33,163	2,697
Telephones, materials for construction and accessories (excluding electrical) . . . "	—	—	—	—	—	..	2,935	63,098	5,664	4,021

(a) Separately recorded from 1930-31.
(b) Transferred to "Provisions, etc." from 1927-28.

TRADE AT CHIEF PORT
RANGOON

(196)

No. 12—continued
IMPORTS—continued

PRINCIPAL AND OTHER ARTICLES	QUANTITY					VALUE				
	1926-27	1927-28	1928-29	1929-30	1930-31	1926-27	1927-28	1928-29	1929-30	1930
						₹	₹	₹	₹	₹
BURMA—continued										
RANGOON—continued										
Textiles—										
Cotton—										
Raw . . . Tons	24	85	
Waste . . Cwts.	123	..	2	7	20	3,182	6	208	100	
Twist and Yarn—										
Grey (unbleached) Nos. 1 to 10 . . Lbs.	2,800	1,667	
Grey Nos. 16 to 20 ..	65,600	70,000	7,200	..	1,230	46,535	46,080	5,485	..	
.. " 26 to 30	6,000	8,200	5,752	5
.. " 31 to 40 ..	42,200	91,600	42,000	54,125	54,000	51,715	96,406	46,018	61,267	45
.. " 41 to 50 ..	189,600	..	10,000	1,98,210	..	13,562
.. " 51 to 60	2,000	..	4,000	3,012	..	3
Two-folds (doubles) ..	802,000	371,947	404,321	333,565	476,751	3,45,650	3,76,448	5,20,153	3,75,493	4,07,
White (bleached)— Nos. 1 to 30 ..	136,637	1,82,239
.. " 31 to 40	2,000	4,200	2,052	3,991	..
White bleached two folds (doubles)	97,585	110,557	85,900	104,415	..	1,25,278	1,59,908	1,28,522	1,07,
Coloured—										
Nos. 1 to 20 . .	240,480	380,000	198,146	201,208	177,054	3,65,073	5,26,536	2,51,712	2,62,531	1,94,
.. " 21 to 25 . .	344,215	232,245	220,385	195,311	215,726	4,52,394	2,86,973	2,24,332	2,36,184	2,31,
.. " 26 to 30 . .	12,030	16,182
.. " 31 to 40 . .	48,080	2,000	2,800	67,864	2,850	2,951
.. " 41 to 50 . .	63,347	78,835
Above No. 50 . .	6,200	17,233	10,495	23,507
Two folds (doubles) ..	154,600	268,835	211,334	141,340	148,248	2,60,772	4,38,441	3,35,363	2,23,036	1,98,2
Mercerised Cotton Yarn . .	1,500	3,222
Mercerised cotton yarn two-folds (doubles) (a)	10,800	162,900	46,500	26,549	3,75,384	76,0
Unspecified descriptions of Twist and Yarn . .	12,150	14,040
Total of Twist and Yarn . .	2,120,439	1,532,145	1,221,543	1,184,549	1,236,124	25,94,893	19,21,969	16,51,692	16,72,110	12,70,0
Manufactures—										
Blankets . . Lbs.	2,560,550	2,052,592	1,485,420	1,648,430	2,170,800	23,14,565	17,83,525	14,10,394	12,64,706	12,92,81
Canvas Handkerchiefs and Shawls in the piece—										
Handkerchiefs No.	1,218,388	1,476,637	1,680,723	1,912,342	1,370,528	1,27,701	1,74,624	1,55,035	1,74,963	1,24,81
Shawls . .	41,977	10,896	18,964	13,345	6,881	70,942	19,490	30,007	18,353	5,95
Hosiery—										
Stockings and socks Dozen pairs	65,376	69,025	71,384	62,486	63,336	1,55,769	1,49,497	1,50,674	1,10,999	1,10,81
Underwear Doz.	471,154	484,300	492,022	580,039	390,756	24,79,600	21,55,657	22,94,160	26,27,251	15,14,53
Others . . Value	71,624	50,107	38,867	41,872	3,30
Lace and patent net . . Yds.	207,005	530,531	245,796	381,333	402,663	1,11,813	1,87,302	1,59,494	1,80,513	1,93,01
Piece-goods—										
Grey unbleached—										
Plain Grey— Dhutis, Saris and Scarves. . .	408,945	110,500	186,212	30,000	39,236	1,08,584	25,554	47,896	7,095	7,314
Drills and Jeans . .	897,446	363,427	656,200	565,325	187,344	2,05,892	90,466	1,87,595	1,44,633	46,226
Jaconets including Madapollams, Muffs and Cambrics ..	81,528	31,114	20,043	24,308	8,360	5,21
Longcloth and Shirtings . .	9,607,939	11,260,048	13,634,106	18,618,249	13,840,401	25,62,071	27,60,600	34,43,202	43,29,287	26,01,116
Shootings . .	5,185,373	3,711,950	1,553,188	1,400,422	867,029	12,08,344	8,21,633	3,72,395	3,19,037	1,76,567
T-cloth and domestics Unspecified descriptions	12,168	37,080	4,093	12,658	..
..	166,076	8,538	..	18,315	14,744	45,147	4,895	..	9,740	3,352
Total of Plain Grey . .	16,347,327	15,485,577	16,046,874	20,609,391	14,977,797	42,44,846	37,11,508	40,55,681	48,22,450	28,41,876

(a) Separately recorded from 1927-28.

No. 12—continued
IMPORTS—continued

PRINCIPAL AND OTHER ARTICLES	QUANTITY					VALUE				
	1926-27	1927-28	1928-29	1929-30	1930-31	1926-27	1927-28	1928-29	1929-30	1930-31
						₹	₹	₹	₹	₹
BURMA—continued										
RANGOON—continued										
Textiles—continued										
Cotton—continued										
Manufactures—contd.										
Piece-goods—continued										
Grey (unbleached)—contd.										
Bordered										
Grey—										
Dhutis, Saris, and Scarves . Yds.	1,049,967	1,383,149	1,207,572	2,111,853	827,942	2,52,585	3,09,199	3,11,061	4,76,185	1,47,629
Unspecified descriptions ..	5,702	22,500	12,000	1,628	2,391	2,557
Total of Bordered Grey ..	1,055,669	1,383,149	1,207,572	2,134,353	839,942	2,54,213	3,09,199	3,11,061	4,78,576	1,50,186
Total of Grey (unbleached) Plain and Bordered ..	17,402,996	16,868,726	17,254,446	22,803,744	15,817,730	44,99,059	40,20,707	43,66,732	53,01,026	29,92,062
White (bleached)—										
Checks, Spots, and Stripes ..	54,902	560,717	372,602	847,643	330,843	15,164	2,13,709	1,16,183	2,18,072	77,302
Dhutis, Saris, and Scarves ..	153,858	219,380	74,840	244,257	185,921	51,169	61,841	29,846	72,899	80,224
Drills and Jeans ..	449,647	766,226	872,846	734,860	612,609	2,03,623	3,18,571	3,18,153	2,58,213	1,52,814
Jaconets, Madapolams, Mulls, Cambrics, and Muslins ..	1,990,507	2,295,577	3,285,065	4,364,862	3,459,391	9,67,238	9,09,217	15,90,464	23,50,211	15,01,887
Lawns ..	12,314,850	6,075,886	6,973,348	9,962,648	4,954,938	65,00,420	35,07,391	32,32,705	46,67,224	19,91,096
Longcloth and shirtings ..	12,341,859	15,489,569	14,910,272	17,548,632	17,048,921	44,53,358	52,33,124	46,36,890	52,97,297	40,10,324
Mulls ..	6,061,045	5,718,248	5,658,189	6,003,575	2,779,492	18,80,920	16,45,302	15,45,278	16,66,292	6,52,417
Sheetings ..	90,152	143,328	4,258	6,768	25,244	49,224	49,342	3,827	6,359	18,162
Twill ..	3,667,108	4,807,055	4,322,128	5,476,609	2,421,310	13,70,558	17,52,609	15,26,001	19,57,862	7,50,454
Unspecified descriptions ..	1,193,426	1,120,493	845,173	234,539	237,202	4,23,486	3,27,955	1,91,315	67,248	47,114
Total of White (bleached) ..	39,317,154	37,798,979	37,318,671	45,469,393	32,105,921	1,59,21,160	1,41,04,151	1,31,90,162	1,64,61,677	92,40,796
Coloured, printed, or dyed—										
Printed goods—										
Cambrics, including Madapolams, Muslins, Mulls and Jaconets ..	788,551	2,398,068	2,059,356	1,259,195	935,890	2,59,678	7,96,175	7,19,988	5,54,247	3,64,742
Checks, Spots and Stripes ..	251,469	526,770	608,278	578,594	273,492	1,64,424	2,25,478	3,25,415	2,45,220	99,602
Dhutis ..	2,436,513	364,678	29,712	4,712	..	14,22,140	1,91,754	6,690	935	..
Drills and jeans ..	1,167,265	2,499,819	4,374,053	4,564,156	3,192,714	4,03,219	7,46,078	11,94,203	10,47,065	5,62,473
Flannel and Flannelettes ..	849,240	1,087,522	1,004,159	516,847	505,169	2,76,131	3,69,232	3,86,837	1,71,793	1,11,655
Lungs ..	4,686,776	4,951,000	6,059,787	6,586,490	4,722,877	22,20,295	20,60,472	27,66,319	28,62,254	13,45,580
Prints and Chints ..	1,442,581	1,016,439	3,005,519	2,699,641	2,767,526	5,61,163	4,32,557	12,28,334	10,52,334	8,67,545
Saris and Scarves ..	136,967	330,843	293,921	359,716	282,750	60,307	1,48,949	1,24,576	1,54,899	1,08,287
Sateens ..	530,111	1,070,123	648,327	220,606	362,092	2,98,095	6,80,497	3,34,495	1,21,306	1,52,523
Shirtings ..	2,184,332	3,058,206	2,914,362	4,145,201	4,894,726	8,22,637	8,81,913	9,56,215	10,52,346	9,84,403
Twill ..	73,904	152,320	195,562	186,628	20,868	24,546	57,839	70,676	43,361	9,438
Woven Lungis and Sarongs ..	4,049,716	5,908,455	4,838,697	4,605,397	1,594,251	22,39,234	33,04,594	25,93,857	23,05,229	7,18,081
Unspecified descriptions ..	1,504,688	2,553,373	1,276,541	305,595	215,089	8,17,960	10,28,478	3,91,710	98,391	1,50,756
Total Printed goods ..	20,055,113	25,912,416	27,298,754	26,032,778	19,767,344	95,89,679	1,09,24,061	1,10,89,363	97,10,799	59,55,085

TRADE AT CHIEF PORT
RANGOON

(198)

No. 12—continued
IMPORTS—continued

PRINCIPAL AND OTHER ARTICLES	QUANTITY					VALUE				
	1926-27	1927-28	1928-29	1929-30	1930-31	1926-27	1927-28	1928-29	1929-30	1930-31
MURMA—continued										
BANGOON—continued										
Textiles—continued										
Cotton manufactures—continued										
Piece-goods—continued										
Coloured, printed, or dyed—continued										
Dyed goods—										
Cambrics, including Madapollams, Muslins, Mulls, and Jaconets . Yds.	220,665	1,208,686	803,061	1,882,198	780,617	1,16,478	5,30,954	3,43,739	6,09,995	2,30,831
Checks, Spots and Stripes	2,320,248	3,373,714	3,782,714	3,951,012	1,502,820	11,36,427	15,17,005	19,20,383	15,91,114	5,56,038
Dhutis	47,241	84,980	12,610	35,764	15,868	13,546	20,850	2,691	6,750	2,49
Drills and Jeans	2,749,947	7,424,472	3,381,890	4,832,554	3,146,201	8,86,325	23,62,136	11,87,483	14,30,127	7,62,78
Flannel and Flannel-ettes	2,265,172	2,403,261	551,564	602,227	799,103	5,81,033	6,32,167	1,66,756	1,77,221	1,44,89
Italian cloth and Sateen	937,723	1,338,838	563,017	701,817	457,516	5,44,075	5,97,842	3,45,934	4,30,545	2,13,00
Lungs	23,060	50,305	47,532	31,571	..	9,935	31,089	27,149	15,104	..
Prints and Chintz	1,420,883	1,330,577	1,182,522	367,609	271,741	4,85,324	4,02,426	3,17,130	1,27,244	76,88
Shirtings	10,963,854	6,239,093	8,038,048	13,862,760	9,961,250	39,04,574	19,54,420	24,45,080	32,46,159	20,52,26
Twill Woven Lungis and Sarongs	636,247	693,176	606,945	2,363,388	1,800,692	2,45,169	3,43,652	3,17,660	10,98,644	7,26,96
Unspecified descriptions	12,632,349	13,414,703	7,196,197	1,948,088	3,269,664	46,25,537	44,67,893	24,94,103	7,26,100	9,33,76
Total of Dyed goods	34,288,853	37,771,385	26,381,911	30,702,067	22,050,828	1,26,48,206	1,31,16,235	96,31,458	95,67,003	57,18,70
Woven coloured goods—										
Cambrics, including Madapollams, Muslins, etc.	15,968	3,362	7,678	135,153	83,850	8,815	2,576	5,655	45,038	31,301
Checks, Spots, and Stripes	628,108	208,082	257,072	431,384	1,210,952	2,84,149	84,528	1,37,640	1,48,708	4,80,571
Coatings, trouserings, including Cashmeres, etc.	486,681	697,285	780,242	855,114	169,623	3,73,659	4,37,984	4,52,418	4,04,571	1,22,00
Drills and Jeans	1,307,556	2,393,050	588,350	5,339,050	1,490,100	3,21,762	4,98,101	1,39,815	10,11,725	2,22,85
Flannel and Flannel-ettes	23,373	41,023	20,748	32,749	30,463	9,067	30,124	17,755	19,840	19,29
Lungis and Sarongs	6,915,785	3,861,114	3,483,329	8,018,994	8,382,106	38,64,602	19,84,956	18,33,675	38,03,242	31,13,13
Prints and Chintz	10,065,040	5,577,808	6,004,236	3,837,911	3,170,212	23,00,832	12,29,698	13,74,673	9,85,308	9,30,81
Shirtings	480,600	241,848	151,001	..	126,321	1,07,995	73,774	35,377	..	19,33
Velvet and velveteens	228,685	311,641	342,940	409,624	7,683	2,21,938	2,54,151	3,14,148	3,54,209	6,241
Unspecified descriptions	497,307	696,638	550,948	605,215	161,634	2,78,437	1,91,344	1,63,300	1,51,523	54,908
Total of Woven coloured goods	20,649,103	14,026,896	12,186,544	19,666,194	14,832,944	77,71,256	47,87,236	44,79,356	70,14,159	50,01,040
Total of Woven coloured, printed or dyed	74,993,069	77,710,697	65,867,209	76,401,039	56,651,616	2,99,89,141	2,88,27,532	2,52,00,177	2,62,91,952	1,66,74,527
Pents of all descriptions	3,910	53,015	33,567	43,476	39,754	2,481	29,517	17,358	32,653	18,148
Total of Piece-goods	181,717,129	182,431,417	120,473,893	144,717,652	104,615,080	5,04,11,841	4,69,81,907	4,27,74,429	4,80,87,308	2,39,20,828
Thread, sewing	415,856	459,203	301,430	369,920	321,847	18,91,383	19,00,490	14,48,806	16,85,788	12,83,372
Other sorts of manufactures . Value	—	—	—	—	—	6,19,140	5,42,466	6,70,959	7,57,497	6,89,884
Total value of Cotton goods (excluding Raw, Waste, and Twist and Yarn)	—	—	—	—	—	5,88,40,080	5,40,42,600	4,97,41,276	5,50,85,198	3,42,42,024
Total value of Cotton raw and cotton goods including Twist and Yarn	—	—	—	—	—	6,09,38,129	5,59,64,610	5,08,93,176	5,67,57,408	3,55,13,359
Flax—										
Manufactures—										
Canvas . Yds.	115,432	132,478	138,381	58,647	83,467	1,24,808	1,58,945	1,36,766	58,345	79,805
Thread, sewing Lbs.	11,063	14,576	12,167	9,773	10,710	17,608	22,372	35,041	19,515	19,302
Other sorts . Value	—	—	—	—	—	26,717	88,559	879,380	75,644	57,711
Total of Flax	—	—	—	—	—	1,69,033	2,69,870	2,51,187	1,53,504	1,56,813
Haberdaasery and Millinery—										
Lace and embroidery Value	—	—	—	—	—	7,03,564	7,85,491	4,45,951	4,02,374	3,96,549
Towels not in the piece No.	1,778,694	3,370,561	2,475,639	4,045,770	2,822,365	6,48,002	13,14,742	8,05,586	12,41,259	8,69,789
Others Value	—	—	—	—	—	7,64,317	10,02,906	7,68,195	8,14,987	4,92,272
Total of Haberdaasery, etc.	—	—	—	—	—	21,20,623	20,53,139	20,19,732	24,58,620	17,55,610

No. 12—continued

IMPORTS—continued

PRINCIPAL AND OTHER ARTICLES	QUANTITY					VALUE				
	1926-27	1927-28	1928-29	1929-30	1930-31	1926-27	1927-28	1928-29	1929-30	1930-31
BURMA—continued						R	R	R	R	R
RANGOON—continued										
Textiles—continued										
Hemp—										
Raw . . . Cwts.	681	1,387	621	218	687	19,414	42,476	21,186	5,136	14,836
Manufactures (excluding cordage) . . . Value	—	—	—	—	—	64,951	72,182	1,00,376	7,318	7,141
Total of Hemp, raw, and manufactures ..	—	—	—	—	—	84,365	1,14,658	1,21,512	12,449	21,977
Jute—										
Twist and yarn . . . Lbs.	4,894	2,711	1,239	229	322	3,227	957	330	95	128
Manufactures—										
Canvas . . . Yds.	182,708	85,508	73,716	112,657	63,498	1,01,814	39,088	59,668	40,980	27,278
Gunny bags . . . No.	525	58,976	131,055	61,696	347,207	74	18,147	35,660	13,936	67,478
Rope and twine . . . Cwts.	242	126	148	118	220	24,615	7,502	11,785	7,418	13,846
Other kinds . . . Value	—	—	—	—	—	61,243	33,325	36,725	29,604	44,454
Total of Jute manufactures (including twist and yarn) ..	—	—	—	—	—	1,90,973	99,019	1,14,168	92,038	1,53,178
Silk—										
Raw . . . Lbs.	103,084	102,322	46,370	40,846	11,151	8,30,864	6,12,776	2,70,604	2,58,889	53,606
Waste . . . "	..	3,600	20	..	1,925	30
Silk yarn, noils, and warps . . . "	1,131	52	..	15	..	2,165	477	..	158	..
Manufactures—										
Goods of silk mixed with other materials . . . Yds.	198,948	231,291	275,194	461,174	2,149,378	2,86,100	3,82,432	4,52,230	4,71,601	10,13,460
Silk piece-goods ..	3,671,034	3,823,287	3,644,755	3,352,956	1,819,560	50,31,797	49,07,581	36,59,032	28,10,161	12,89,155
Other sorts . . . Lbs.	2,836	8,082	7,040	4,234	5,302	42,424	1,03,535	1,33,075	1,05,978	95,276
Total of Silk, raw and manufactures Value	—	—	—	—	—	61,93,410	60,08,726	45,24,541	26,95,778	24,51,547
Wool—										
Raw . . . Lbs.	2,601	12,107	..	2	..	11,419	49,092	..	8	..
Yarn and knitting wool* . . . "	76,256	97,326	61,724	—	—	2,95,823	3,40,262	2,15,068	—	—
Worsted yarn for weaving (a) . . . "	—	—	—	8,625	13,520	—	—	—	22,755	39,551
Knitting wool (a) . . . "	—	—	—	62,147	61,372	—	—	—	2,30,811	2,10,123
Manufactures—										
Blankets and rugs, other than floor rugs ..	204,599	711,680	379,746	414,696	451,237	1,77,589	8,76,148	4,61,450	4,44,662	4,62,091
Carpets and floor rugs, ..	551,274	196,684	64,662	89,175	3,633	10,68,087	4,46,230	2,01,827	1,42,407	5,014
Hosiery . . . "	87,401	44,167	60,757	45,436	41,786	4,35,317	2,44,959	3,18,314	2,42,770	2,05,709
Piece-goods . . . Yds.	3,182,719	3,042,128	3,78,590	1,082,550	1,459,037	51,71,013	59,58,039	19,16,032	20,01,905	24,10,148
Shawls . . . No.	406,976	486,766	368,269	187,024	109,897	9,78,548	11,16,166	7,17,214	3,44,972	2,04,408
Other sorts . . . Lbs.	105,540	66,883	94,475	78,860	61,207	1,20,464	92,934	67,640	81,403	40,261
Total of Wool, raw and manufactures Value	—	—	—	—	—	82,49,165	91,23,830	38,97,540	35,11,693	35,77,370
Artificial Silk—										
Artificial silk yarn . . . Lbs.	26,087	87,072	180,946	332,625	309,082	43,341	1,59,859	2,74,336	4,21,339	3,71,717
Piece-goods of cotton and artificial silk (b) Yds.	3,326,123	7,353,668	3,219,344	6,688,520	3,515,479	22,52,502	49,41,655	23,51,029	40,92,741	18,37,486
Piece-goods made entirely of artificial silk (b) . . . "	—	—	—	—	6,556,917	—	—	—	—	24,41,797
Piece-goods made of cotton and artificial silk (c) . . . "	—	—	—	—	691,830	—	—	—	—	3,02,251
Other sorts . . . Value	—	—	—	—	—	87,074	2,64,748	1,67,718	1,24,663	1,60,734
Total of Artificial Silk ..	—	—	—	—	—	23,83,817	53,66,262	27,93,078	46,33,743	51,14,015
Other Textiles—										
Manufactured . . . Value	—	—	—	—	—	5,123	34,354	1,50,158	37,859	2,14,580
Tobacco—										
Unmanufactured . . . Lbs.	27,278	3,850	..
Manufactured—										
Cigarettes (d) Nos. & lbs.	949,532	1,242,233	960,915	490,327	82,166,758 202,399	33,77,161	50,70,368	39,09,051	21,05,920	9,16,626
Tobacco for pipes and cigarettes ..	30,548	42,108	29,287	27,724	29,552	1,63,265	2,02,847	1,58,259	1,57,209	1,46,067
Other sorts . . . "	2,593	13,786	1,374	1,329	1,613	13,161	71,550	4,943	3,971	7,178
Total of Tobacco ..	982,673	1,298,127	991,576	562,658	233,564	40,53,537	53,44,765	40,73,253	22,70,950	11,09,870

(a) Separately recorded from 1929-30.
(b) Figures for 1930-31 are for five months (April to August).
(c) Separately recorded from 1st September 1930.
(d) Number in addition to lbs. recorded from 1930-31
* New sub-heads immediately following.

TRADE AT CHIEF PORT
RANGOON

(200)

No. 12—continued
IMPORTS—continued

PRINCIPAL AND OTHER ARTICLES	QUANTITY					VALUE				
	1926-27	1927-28	1928-29	1929-30	1930-31	1926-27	1927-28	1928-29	1929-30	1930-31
BURMA—continued						R	R	R	R	R
RANGOON—continued										
Toilet requisites (not specified elsewhere) Value	—	—	—	—	—	8,43,981	10,46,925	10,83,999	10,64,440	9,31,6
Toys and requisites for games and sports, including fishing tackle—										
Toys	—	—	—	—	—	2,81,204	2,80,556	2,60,912	2,75,112	3,22,7
Requisites for games and sports, excluding firearms, etc.—										
Playing cards	—	—	—	—	—	1,77,533	2,00,973	2,21,146	1,31,013	1,79,0
Other sorts	—	—	—	—	—	1,10,465	1,59,971	1,73,292	1,00,522	94,2
Total of Toys, etc.	—	—	—	—	—	5,69,202	6,41,500	6,61,350	5,07,252	5,95,9
Umbrellas and umbrella fittings—										
Umbrellas, complete, including parasols and sunshades No.	71,463	155,809	79,106	27,223	20,931	2,24,252	3,17,613	2,42,337	83,923	52,4
Umbrella fittings Value	—	—	—	—	—	8,43,651	10,05,643	7,39,576	6,94,315	4,97,4
Total of Umbrellas, etc.	—	—	—	—	—	10,67,903	13,23,256	9,81,913	7,78,238	5,49,9
Vehicles, excluding locomotives, etc., for Railways—										
Carriages and carts not mechanically propelled and parts thereof (excluding railway carriages, trucks, etc.)—										
Carriages and carts not mechanically propelled and parts thereof (excluding railway carriages, trucks, etc.) No.	3,179	2,439	2,870	1,633	2,363	4,90,423	3,52,300	3,97,317	2,34,710	2,96,92
Parts of carriages and carts (excluding rubber tyres) Value	—	—	—	—	—	1,63,315	1,05,321	97,883	57,137	46,47
Perambulators and children's go-carts No.	591	346	793	735	708	14,915	9,430	16,345	17,331	17,68
Parts of perambulators, and children's go-carts Value	—	—	—	—	—	1,183	1,773	100	181	..
Cycles (other than motor cycles) and parts thereof and accessories—										
Cycles imported entire or in sections No.	7,517	8,883	9,033	5,655	3,987	3,99,229	3,67,653	3,97,164	3,68,051	2,41,228
Parts of cycles and accessories (excluding rubber tyres) Value	—	—	—	—	—	2,87,345	2,64,032	2,30,366	3,68,806	2,29,714
Mechanically propelled vehicles (excluding railway locomotives and tractors)—										
Aircraft No.	1	4,000
Parts of Aircraft Value	—	—	—	—	—	3,604	2,226	1,015	5,458	50
Carriages and parts for Railways*	—	—	—	—	—	—	—	3,69,551	7,57,360	19,690
Wagons and parts for railways	—	—	—	—	—	—	—	6,04,952	2,01,043	1,65,095
Motor cars (including Taxi cabs) No.	1,660	1,452	1,706	1,133	1,055	31,56,637	29,74,739	34,55,973	24,61,931	22,22,880
Motor cycles (including Scooters)	184	203	100	102	92	1,02,350	1,20,020	55,223	59,309	49,089
Motor omnibuses, (motor vans and motor lorries) imported with bodies	77	90	56	16	..	3,19,061	3,01,503	2,34,530	79,550	..
Chassis	310	1,195	1,632	1,143	500	12,36,109	20,37,412	27,32,053	19,66,393	9,04,593
Parts of mechanically propelled vehicles and accessories other than of aircraft (excluding rubber tyres) Value	—	—	—	—	—	9,61,069	9,92,860	11,25,242	10,88,256	8,57,361
Ships, parts of (including launches and boats)	—	—	—	—	—	11,892	93,716	7,96,343	6,52,313	5,58,096
Total of Vehicles, etc.	—	—	—	—	—	71,56,682	76,23,580	1,05,65,072	83,03,334	56,08,939

* Recorded under "Railway plant, etc." prior to 1928-29.

No. 12—continued
IMPORTS—continued

PRINCIPAL AND OTHER ARTICLES	QUANTITY					VALUE				
	1926-27	1927-28	1928-29	1929-30	1930-31	1926-27	1927-28	1928-29	1929-30	1930-31
BURMA—continued						R	R	R	R	R
RANGOON—continued										
Wax of all kinds . Owts.	1,138	788	594	18	2,576	23,680	15,287	9,957	991	36,959
Wood and Timber— Deal and pine wood . Cubic Tons	2,872	2,290	72	181	119	2,60,161	2,60,713	9,068	11,931	17,051
Ornamental wood— Sandal . Tons	79	85	79	80	52	29,541	37,969	32,952	33,648	23,676
Other kinds of wood and timber . Value	—	—	—	—	—	1,55,585	1,35,755	1,25,336	2,59,805	2,82,367
Manufactures of wood, other than furniture and cabinet ware . "	—	—	—	—	—	1,46,875	1,43,312	3,57,806	3,18,541	2,57,758
Total of Wood and Tim- ber . "	—	—	—	—	—	5,92,102	5,77,740	5,24,662	6,28,925	5,80,847
Articles imported by post . "	—	—	—	—	—	30,10,649	32,19,820	25,99,889	22,44,938	21,18,010
All other articles of merchandise—										
Unmanufactured . "	—	—	—	—	—	36,206	36,008	34,480	38,178	30,872
Manufactured . "	—	—	—	—	—	2,63,644	2,54,716	3,19,937	3,14,984	2,90,405
GRAND TOTAL . "	—	—	—	—	—	23,18,10,241	25,80,65,301	20,72,66,857	21,17,63,888	16,29,48,327

GOVERNMENT STORES

PRINCIPAL AND OTHER ARTICLES	QUANTITY					VALUE				
	1926-27	1927-28	1928-29	1929-30	1930-31	1926-27	1927-28	1928-29	1929-30	1930-31
Apparel (including drapery) . Value	—	—	—	—	—	2,522	11,533	32,615	64,123	58,072
Arms, Ammuni- tion, and Mil- itary Stores— Firearms, and parts thereof . "	—	—	—	—	—	58,437	64,091	37,233	15,658	43,378
Other sorts . "	—	—	—	—	—	8,721	21,748	7,823	8,548	430
Building and Engi- neering materials, other than of iron, steel or wood — Cement . Tons	5,863	9,013	10,073	8,570	8,572	2,91,924	4,10,549	4,80,582	3,97,108	4,05,221
Other sorts (in- cluding pipes of earthen- ware) . Value	—	—	—	—	—	8,569	500	4,090	475	3,235
Chemicals . "	—	—	—	—	—	21,045	44,268	55,386	35,984	39,707
Drugs . "	—	—	—	—	—	23,046	19,895	15,656	9,520	4,934
Medicines and Narcotics . Value	—	—	—	—	—	12,478	8,177	16,172	22,194	21,249
Total Drugs, Medicines, and Narcotics . Value	—	—	—	—	—	35,524	28,072	31,828	31,714	26,183
Glass and glass- ware . "	—	—	—	—	—	12,026	16,791	17,620	11,596	30,913
Hardware and cutlery, includ- ing agricultural implements and plated ware . "	—	—	—	—	—	1,30,103	1,05,580	1,47,074	1,64,237	2,40,647
Instruments, appa- ratus, and ap- pliances, and parts thereof . "	—	—	—	—	—	2,61,597	2,03,142	1,09,375	1,33,500	2,06,398
Machinery and mill- work— Locomotive En- gines and ten- ders Railway(a) . "	—	—	—	—	—	—	—	—	—	6,31,678
Steam engines and parts other than locomotives) . "	—	—	—	—	—	1,62,093	4,44,535	2,33,660	78,050	1,03,538
Other sorts of machinery . "	—	—	—	—	—	1,47,342	3,13,143	2,07,362	2,27,760	4,77,491

(a) Separately recorded from 1st April 1930.

TRADE AT CHIEF PORT
RANGOON

(202)

No. 12—continued
IMPORTS—concluded

GOVERNMENT STORES—continued

PRINCIPAL AND OTHER ARTICLES	QUANTITY					VALUE				
	1926-27	1927-28	1928-29	1929-30	1930-31	1926-27	1927-28	1928-29	1929-30	1930-31
BURMA—continued RANGOON—continued Metals and ores—						R	R	R	R	R
Copper—										
Unwrought . . . Cwts.	100	100	100	4,727	4,254	5,068
Wrought . . . "	26	5	19	1	448	2,150	327	2,773	256	24,21
Iron—										
Pig . . . Tons	37	20	75	2,710	1,502	4,810
Manufactures . . . "	68	141	100	77	88	12,468	20,286	19,248	12,657	7,09
Iron or steel—										
Anchors and cables . . . "	26	14	30	7	10	14,463	29,302	5,430	4,902	29,31
Rails or fishplates of steel or iron (b) . . . "	—	—	—	—	67	—	—	—	—	20,09
Sheets and plates (including galvanized and tinned plates) . . . "	556	442	637	305	349	1,44,818	96,720	1,26,279	61,001	71,161
Wire . . . "	10	21	83	5	6	7,863	16,178	21,340	1,000	2,063
Other manufactures of iron or steel . . . "	841	2,248	937	1,672	676	2,10,653	6,13,433	2,79,327	3,58,327	1,31,227
Lead—										
Sheets, pipes and tubes . . . Cwts.	735	35	44	131	22	44,242	800	835	3,375	1,841
Other sorts . . . "	10	7	466	245	252	5,801
Tin—										
Unwrought (blocks, ingots, etc.) . . . "	..	20	20	20	160	..	4,402	3,218	3,065	24,831
Wroughts including plates, or sheet, etc. . . "	3	477
Metals and ores, unenumerated . . . Cwts.	338	623	451	723	1,107	13,855	27,920	19,390	28,309	21,083
Paper and Paste-board—										
Paper . . . "	362	290	511	491	537	25,586	14,970	29,634	22,668	23,806
Paste-board, Mill-board and Card-board of all kinds . . . "	1,026	325	..	489	892	5,593	4,583	..	3,308	6,018
Printing and lithographing materials (excluding paper) . Value	—	—	—	—	—	14,940	74,885	40,594	90,818	11,087
Stationery (excluding paper) . . . "	—	—	—	—	—	37,588	42,037	28,301	23,781	35,058
Textiles—										
Cotton—										
Twist and yarn (a) . Lbs.	—	—	—	240	—	—	—	—	301	—
Manufactures . . . "	—	—	—	—	—	7,761	5,955	13,061	10,346	14,224
Flax—										
Canvas . . . Yds.	13,239	11,505	11,329	34,811	2,072	20,934	12,452	15,594	45,226	1,997
Other sorts . Value	—	—	—	—	—	605	78	5,182	854	632
Wool—										
Manufactures . . . "	—	—	—	—	—	553	2,108	2,762	6,187	5,481
Vehicles, excluding Locomotives, etc., for Railways—										
Carriages and carts, etc., excluding Railway carriages . . . "	—	—	—	—	—	7,908	12,260	7,096	7,141	75,909
Carriages and parts for Railways(b) . . . "	—	—	—	—	—	—	—	—	—	1,72,579
Waggons and parts for Railways(b) . . . "	—	—	—	—	—	—	—	—	—	1,96,227
Ships, parts of (including launches and boats) . . . "	—	—	—	—	—	2,05,148	2,70,276	1,77,388	10,070	4,06,020
Other sorts . . . "	—	—	—	—	—	2,229	16,246	7,375	894	3,030
Total of Vehicles, etc. . . "	—	—	—	—	—	2,15,285	2,93,782	1,91,859	18,105	8,53,825
All other articles—										
Unmanufactured . . . "	—	—	—	—	—	3,984	42	6,804	2,102	2,099
Manufactured . . . "	—	—	—	—	—	1,86,417	1,22,618	96,376	1,13,286	1,30,456
GRAND TOTAL . . . "	—	—	—	—	—	21,21,638	30,57,681	22,86,919	19,86,035	36,97,913

(a) Recorded from 1929-30.
(b) Separately recorded from 1st April 1930.

No. 12—continued

EXPORTS

INDIAN MERCHANDISE

PRINCIPAL AND OTHER ARTICLES	QUANTITY					VALUE				
	1926-27	1927-28	1928-29	1929-30	1930-31	1926-27	1927-28	1928-29	1929-30	1930-31
URMA—continued						R	R	R	R	R
RANGOON—continued										
Animals, living—										
Cattle No.	..	214	25,000
Other kinds "	18	491	18	1,038	18	11,680	21,276	17,750	8,670	1,500
Total "	18	705	18	1,033	18	11,680	46,276	17,750	8,670	1,500
Apparel (including drapery, uniforms, accoutrements, but excluding hosiery and boots and shoes) Value	—	—	—	—	—	8,239	29,654	18,217	5,766	5,864
Art, works of Boots and shoes Pairs	20,525	40,218	30,535	31,265	19,579	20,570	16,232	25,337	14,993	17,419
						20,864	46,896	29,375	29,831	12,669
Building and Engineering Materials (other than of Iron, steel or wood) Value	—	—	—	—	—	394	312	49,376	30,491	5
Candles of all kinds Lbs.	2,806,445	4,270,833	3,291,029	3,873,121	2,269,981	7,88,574	12,05,348	9,25,052	10,87,098	6,38,565
Chemicals and chemical preparations (excluding chemical manures and medicines) Value	—	—	—	—	—	24,331	2,110	15	465	229
Coffee Cwts.	68	..	527	2,480	..	22,620
Cordage and Rope of vegetable fibre (excluding jute and cotton) "	12,301	20,263	17,071	13,462	11,974	3,01,851	4,77,816	3,76,686	2,93,107	2,60,974
Dyeing and Tanning substances—										
Cutch and gambier Cwts.	36,062	40,775	39,702	38,814	42,434	7,78,536	7,53,000	7,93,647	7,82,696	8,02,785
Other sorts "	104	1,585	1,113	202	..	1,467	84,616	14,765	1,602	..
Total of Dyeing and Tanning substances "	36,166	42,360	40,815	39,016	42,434	7,75,003	7,87,616	8,08,412	7,84,298	8,02,785
Fish (excluding canned fish)—										
Fish, dry, unsalted "	78	688	2,244	1,412	100	368	41,305	1,14,071	66,866	5,000
" " salted "	..	266	1,718	35	2	16	3,829	22,149	1,436	113
Fishmaws and sharkins "	975	1,136	1,193	977	1,203	1,56,935	1,90,763	1,89,310	1,21,624	1,39,044
Fish, wet salted (ngapi) "	5	1	35	105	105	7	..
Total of Fish (excluding canned fish) "	1,058	2,086	5,155	2,424	1,305	1,57,353	2,36,002	3,26,136	1,89,933	1,44,157
Fodder, bran, and pollards (excluding oil-cake)—										
Rice bran Tons	193,080	207,039	211,408	210,011	207,463	78,04,082	94,26,121	1,11,60,275	92,91,926	40,77,591
Other sorts of bran and pollards "	962	15,397	910	34	75	12,830	6,45,425	39,795	3,152	6,151
Other sorts of fodder "	2,944	5,006	58	354	793	1,00,665	2,68,413	1,090	18,232	18,067
Total of Fodder, bran, and pollards (excluding oil-cake) "	196,986	227,442	212,366	210,399	208,336	79,24,577	1,03,39,959	1,12,01,160	93,13,310	50,01,809
Fruits and Vegetables—										
Fresh fruits and vegetables—										
Fresh fruits Value	—	—	—	—	—	5,410	5,447	3,286	2,341	200
Fresh vegetables of all kinds—										
Onions Cwts.	3,466	27,386
Other kinds Value	—	—	—	—	—	345	19,069	4,698	2,029	100
Total of Fresh vegetables of all kinds "	—	—	—	—	—	27,731	19,069	4,698	2,029	100
Total of Fresh Fruits and Vegetables "	—	—	—	—	—	33,141	24,506	7,984	4,361	300
Fruits and vegetables: dried, salted, or preserved, all sorts Tons	1,001	680	1,761	580	660	1,87,233	1,04,479	2,71,678	95,205	1,02,257
Total of Fruits and Vegetables Value	—	—	—	—	—	2,20,374	1,28,985	2,79,662	60,566	1,02,557

TRADE AT CHIEF PORT
RANGOON

(204)

No. 12—continued
EXPORTS—continued

INDIAN MERCHANDISE—continued

PRINCIPAL AND OTHER ARTICLES	QUANTITY					VALUE				
	1926-27	1927-28	1928-29	1929-30	1930-31	1926-27	1927-28	1928-29	1929-30	1930-31
						₹	₹	₹	₹	₹
BUERMA—continued										
RANGOON—continued										
Grain, Pulse, and Flour—										
Jowar and bajra . Tons	25	--	--	--	--	2,483	--	--	--	--
Maize "	--	--	66	335	--	--	--	6,418	21,550	--
Pulse—										
Beans "	29,171	41,778	35,346	31,693	21,528	26,67,267	38,34,266	44,21,100	42,94,737	10,89,866
Gram "	1,624	3,285	2,592	2,432	1,795	2,28,905	3,88,000	3,44,330	3,67,987	1,86,350
Other sorts . . "	4,496	5,527	4,033	3,515	2,440	6,08,165	7,00,810	5,29,189	5,02,244	2,85,415
Total of Pulse . . "	35,291	50,590	41,971	37,690	25,763	35,24,337	49,23,676	52,94,619	51,64,968	21,61,633
Rice in the husk . . "	363	3,625	11,821	5,315	7,609	37,631	3,42,471	10,21,696	4,41,507	3,55,620
Rice not in the husk—										
Bolled rice . . "	337,265	433,849	334,218	437,049	435,695	5,46,28,917	6,61,88,236	5,57,04,008	5,91,86,602	4,70,21,955
Cleaned rice . . "	931,937	1,033,420	733,628	1,197,867	1,041,069	14,39,81,263	15,21,75,854	10,32,49,256	15,12,62,493	11,77,38,099
Broken cleaned rice . "	40,676	30,545	25,447	74,079	107,696	49,30,220	34,91,770	29,66,901	81,05,232	87,59,644
Other sorts . . "	107,756	37,389	24,004	43,711	46,979	1,53,39,863	45,31,021	24,32,338	45,81,756	40,80,948
Total of Rice not in the husk . . "	1,417,684	1,535,203	1,217,297	1,752,705	1,671,429	21,89,40,233	22,63,81,881	16,48,52,498	22,31,36,083	17,76,00,646
Wheat flour "	--	--	2	6	188	--	--	535	1,630	23,157
Other sorts "	78	3	429	856	35	6,761	674	43,414	88,359	2,694
Total of Grain, pulse, and flour . . "	1,453,416	1,589,421	1,271,586	1,796,908	1,705,024	22,25,11,012	23,16,48,702	17,07,19,180	22,83,53,997	18,01,43,750
Hardware and cutlery including plated ware . Value	--	--	--	--	--	7,878	10,076	6,099	22,409	10,538
Hides and Skins, raw—										
Hides, raw—										
Buffalo hides . { Tons	1,276	1,157	1,197	747	617	5,77,155	6,08,255	6,20,738	3,64,555	2,12,091
{ No.	=59,558	=57,488	=57,588	=34,814	=26,935					
Cow hides . . { Tons	1,574	3,473	3,730	2,004	2,996	13,84,816	28,19,994	35,56,287	15,11,363	13,46,749
{ No.	=356,417	=547,838	=639,750	=350,344	=508,542					
Total of Hides, raw { Tons	2,850	4,630	4,927	2,751	3,613	19,61,971	34,28,249	41,76,975	18,75,918	15,58,840
{ No.	=415,975	=605,324	=697,338	=385,158	=535,527					
Skins, raw . { Tons	2	6	31	15	--	4,077	6,849	18,751	12,586	769
{ No.	=2,805	=6,401	=15,740	=10,917	=519					
Cuttings of hides and skins (raw) . Tons	89	65	68	81	49	16,160	23,495	18,393	18,245	14,837
Total of Hides and skins (raw) . "	2,941	4,701	5,026	2,847	3,662	19,82,208	34,58,593	42,09,119	19,06,749	15,74,406

No. 12—continued
EXPORTS—continued

INDIAN MERCHANDISE—continued

PRINCIPAL AND OTHER ARTICLES	QUANTITY					VALUE				
	1926-27	1927-28	1928-29	1929-30	1930-31	1926-27	1927-28	1928-29	1929-30	1930-31
URMA—continued RANGOON—continued						R	R	R	R	R
Jadestone . . . Cwts.	2,119	1,961	2,688	2,137	1,475	4,70,225	3,02,440	5,82,471	4,86,156	2,18,522
Lac—										
Seed "	1,018	3,500	6,345	5,362	2,343	76,978	3,36,097	6,72,856	5,41,138	2,35,978
Stick "	1,776	532	6,929	69	768	79,677	43,400	5,14,736	3,567	26,586
Other kinds (excluding lac-dye) "	254	172	42	607	9	11,375	13,180	4,826	18,054	206
Total of Lac . . "	3,048	4,204	13,316	6,038	3,120	1,68,530	3,92,677	11,92,418	5,62,759	2,62,770
Leather—										
Hides, tanned or dressed—										
Cow hides { Tons =No.	510 =82,770	237 =40,957	219 =36,117	340 =50,515	215 =27,340	9,85,400	4,81,780	4,87,274	6,34,630	2,61,910
Skins tanned or dressed { Tons =No.	2 =8,300	2 =10,250	1 =6,255	9 =24,380	2 =6,899	6,400	10,325	7,460	26,118	5,150
Unwrought . . . Cwts.	2	50
Manufactures (excluding boots and shoes) . . . Value	—	—	—	—	—	480	1,188	1,190	1,260	175
Total of Leather . . "	—	—	—	—	—	9,95,280	4,93,293	4,95,914	6,62,008	2,67,285
Manures—										
Bones—										
Crushed . . . Tons	12	32	262	550	152	1,375	1,807	24,794	36,756	9,514
Uncrushed . . . "	169	93	93	70	22	13,682	5,874	6,009	6,138	2,675
Bonemeal . . . "	480	681	404	330	150	41,682	65,320	1,11,552	28,550	10,000
Total of Bones . . "	661	806	759	950	324	57,239	73,001	1,42,355	71,444	22,189
Other—kinds . . "	38	3,276	..
Total of Manures . . "	661	806	759	988	324	57,239	73,001	1,42,355	74,720	22,189
Metals and Ores—										
Copper—										
Ores "	5
Wrought . . . Cwts.	17	66	12
Others "	218,146	249,700	203,802	266,069	344,122	49,08,318	52,82,056	40,76,040	53,21,378	60,99,268
Total of copper . . . Value	—	—	—	—	—	49,08,335	52,82,122	40,76,045	53,21,378	60,99,280

TRADE AT CHIEF PORT
RANGOON

(206)

No. 12—continued
EXPORTS—continued

INDIAN MERCHANDISE—continued

PRINCIPAL AND OTHER ARTICLES	QUANTITY					VALUE				
	1926-27	1927-28	1928-29	1929-30	1930-31	1926-27	1927-28	1928-29	1929-30	1930-
BURMA—continued						R	R	R	R	R
RANGOON—continued										
Metals and Ores—contd.										
Iron or steel—										
Ore Tons	2	20
Pig "	40	969	..
Old for remanufacture "	1,993	2,450	837	1,251	20	48,592	53,800	7,276	28,113	..
Other manufactures of iron or steel "	8	236	411	188	1	2,965	11,598	10,370	4,785	..
Total of Iron or Steel "	2,001	2,686	748	1,479	21	51,559	65,418	17,646	33,867	..
Lead—										
Pig Cwts.	846,210	1,250,479	1,443,647	1,455,772	1,495,818	1,94,31,702	2,14,04,244	2,15,35,085	2,44,51,479	2,10,07,0
Other sorts . . "	144,081	184,579	48,763	162,594	8,206	8,90,043	7,45,379	1,89,258	4,54,786	96,4
Total of Lead . . "	990,291	1,385,058	1,492,410	1,618,366	1,503,324	2,03,21,745	2,22,09,623	2,17,25,193	2,49,06,265	2,17,04,3
Tin—										
Ore Tons	18	10	31	23	12	28,476	23,618	64,800	88,985	15,11
Wrought (Block), etc. Cwt.	2	150	..
Wolfram ore . . . Tons	1,184	1,916	11	676	2,602	21,13,560	34,44,650	20,600	11,95,536	46,54,0
Zinc or spelter, all sorts Cwts.	897,500	1,440,369	1,532,104	1,814,954	1,225,000	44,87,505	72,02,117	76,61,000	65,74,790	55,00,0
Metals, unenumerated "	17	29,496	32,996	71,299	65,084	3,923	2,72,731	3,06,245	7,30,408	6,38,26
Ores, unenumerated Tons	40	18	2,595	731	330	8,025	1,650	8,54,677	1,31,178	39,54
Total of Metals . . "	107,299	157,917	168,814	165,012	156,922	2,97,73,065	3,50,31,991	3,37,86,124	3,75,66,858	3,30,42,10
Total of Ores . . "	1,237	1,944	2,637	1,430	2,944	21,59,063	34,69,938	9,40,082	14,18,694	47,03,74
Total of Metals and Ores . . "	108,536	159,861	166,451	166,442	159,866	3,19,23,128	3,85,01,929	3,47,26,206	3,89,85,552	3,36,50,85
Oils—										
Essential lb. and gals.	60-7	7,002-778	17,372-1,940	6,958-773	..	428	5,155	19,311	3,854	..
Mineral—										
Dangerous petroleum flashing below 75° F. (including benzine, benzol, petrol, and other motor spirits) Gals.	2,218,496	438	92	24,25,129	350	115
Other kinds "	104,589	125,603	117,346	84,774	64,961	1,01,595	1,21,551	1,22,346	1,11,586	82,934
Total of Mineral oils "	2,323,085	125,603	117,346	85,262	65,053	25,26,724	1,21,551	1,22,346	1,11,936	83,049
Vegetable, non-essential—										
Groundnut . . . Cwts.	677	248	1,970	..	1	14,420	9,808	59,153	4	21
Other sorts . . . Gals.	-5,960	..	-29,989	-4	12
Other sorts . . . Cwts.	41	1	16	14	42	2,278	40	500	1,345	1,200
Other sorts . . . Gals.	-508	-16	-200	-131	510
Total of Vegetable, non-essential . . .	718	249	1,986	14	43	16,698	9,848	59,653	1,349	1,221
Total of Oils . . Gals.	2,329,560	180,736	149,475	86,220	65,575	25,43,350	1,36,554	2,01,310	1,17,139	84,270
Oil-cakes—										
Cotton cake . . Tons	6,361	4,758	3,110	2,987	7,449	6,10,580	4,50,124	2,91,525	2,90,530	5,79,640
Groundnut cake . "	64,750	43,700	51,066	53,751	43,743	46,15,786	34,19,400	43,62,156	44,63,035	23,70,678
Other "	..	59	..	27	208	..	4,350	6	1,634	12,104
Total of Oil-cakes "	71,111	48,517	54,176	56,765	56,400	52,26,366	38,73,874	46,53,687	47,55,199	34,62,422
Paraffin wax . . "	34,771	46,740	46,767	51,935	42,742	1,58,18,042	2,13,05,979	2,12,47,705	2,36,54,449	1,91,37,646
Provisions and oil-man's stores . . Cwts.	1,481	3,260	944	227	66	40,956	67,177	21,463	20,918	4,036

No. 12—continued
EXPORTS—continued

INDIAN MERCHANDISE—continued

PRINCIPAL AND OTHER ARTICLES	QUANTITY					VALUE				
	1926-27	1927-28	1928-29	1929-30	1930-31	1926-27	1927-28	1928-29	1929-30	1930-31
BURMA—continued										
RANGOON—continued										
Railway plant and rolling-stock—										
Teak Keys . . . Tons	898	2,740	—	—	—	1,30,443	4,74,562	—	—	—
Materials for con- struction (in- cluding sleepers of wood) . . . "	8	..	—	—	—	1,400	..	—	—	—
Total of Railway Plant, etc. . . "	906	2,740	—	—	—	1,31,843	4,74,562	—	—	—
Rubber—										
Raw . . . Lbs.	4,458,728	4,795,902	4,964,494	5,198,848	4,477,471	44,96,778	44,31,041	28,80,007	24,04,668	13,92,023
Manufactures . . Value	—	—	—	—	—	150	250	..	208	..
Total of Rubber . . "	—	—	—	—	—	44,96,928	44,31,291	28,80,007	24,04,874	13,92,023
Seeds—										
Oil-seeds—										
Essential—										
Coriander . . Tons	172	261	162	342	346	52,120	1,10,281	45,762	55,667	34,999
Other sorts . . "	15	83
Non-essential—										
Groundnuts . . "	46	..	1,198	77	..	6,884	..	1,87,741	18,820	30
Other sorts . . "	57	242	200	112	14	4,989	27,697	17,092	11,816	2,188
Other than oil- seeds . . . "	200	614	385	48,726	1,60,556	1,06,228	5	155
Total of Seeds . . "	475	1,117	1,925	531	360	1,12,719	2,98,549	3,56,856	80,803	37,367
Shells and Cowries—										
Shells—										
Shells (chanks, sankhli, etc.) . . . Cwts.	622	712	223	218	1,085	31,065	34,501	10,975	9,964	27,244
Tortoise shell . . lbs.	25	1,200	..
Total value of Shells and Cowries) . . Cwts.	—	—	—	—	—	31,065	34,501	10,975	11,164	27,244
Spices—										
Chillies . . . "	6,503	6,577	4,429	6,018	3,189	2,13,674	1,96,998	82,078	1,51,050	81,347
Other sorts . . "	32	52	179	453	10	2,529	1,795	2,811	4,741	615
Total of Spices . . "	6,535	6,629	4,608	6,466	3,199	2,16,203	1,98,793	84,889	1,55,791	81,962
Tea—black . . . Lbs.	21,658	50,818	14,456	29,809	13,185	12,922	28,510	15,792	18,714	8,488
Textiles—										
Cotton—										
Raw . . . } Tons Bales	12,027 =67,200	11,344 =62,844	8,859 =49,638	9,986 =55,314	14,926 =83,557	1,16,61,180	1,16,32,094	88,02,159	99,14,073	96,86,853
Waste) . . . Cwts.	1	2	25	39	47
Twist and yarn . . "	1,590	350	..
Manufactures . . Value	—	—	—	—	—	10,508	10,909	6,085	1,542	2,930
Total of Cotton raw and manufactures (including twist and yarn) . . . "	—	—	—	—	—	1,16,71,718	1,16,43,093	88,08,254	99,16,004	96,89,830

TRADE AT CHIEF PORT
RANGOON

(208)

No. 12—continued
EXPORTS—continued

INDIAN MERCHANDISE—concluded

PRINCIPAL AND OTHER ARTICLES	QUANTITY					VALUE				
	1926-27	1927-28	1928-29	1929-30	1930-31	1926-27	1927-28	1928-29	1929-30	1930-31
BURMA—continued						R	R	R	R	R
RANGOON—continued										
Textiles—continued										
Wool—										
Raw . . . Lbs.	34,449	10,693	..	11,267	54,600	7,450	12,290	..	4,737	21,33
Manufactures . . Value	—	—	—	—	—	7,594	7,478	7,078	8,149	12,36
Total of Wool ..	—	—	—	—	—	15,044	19,768	7,078	12,886	33,70
Other textiles—										
Raw . . . Cwt.	28	..	9	74	23	8,240	227	183	5,957	20
Manufactured . . Value	—	—	—	—	—	18,832	4,292	19,215	15,624	8,08
Total of Textiles . "	—	—	—	—	—	1,17,13,829	1,16,67,380	88,34,725	99,50,471	97,26,88
Tobacco—										
Unmanufactured . . Lbs.	7,493,885	5,129,358	4,723,239	3,971,602	2,437,218	16,95,878	11,75,155	12,06,405	12,16,783	6,07,71
Manufactured—										
Cigars . . "	70,636	80,710	69,771	86,976	67,637	82,237	81,280	75,067	80,692	70,92
Other sorts . . "	160,943	124,700	80,914	33,803	20,152	73,995	68,187	48,737	16,500	14,14
Total of Tobacco ..	7,725,464	5,334,768	4,973,924	4,082,386	2,525,007	18,42,110	13,24,622	13,30,209	13,13,975	6,92,77
Wax of all kinds, other than paraffin wax (excluding candles) . . Cwts.	24,194	13,387	436	12,342	14,414	5,60,485	3,17,051	9,869	2,60,404	3,22,10
Wood and timber—										
Teakwood .Cubic Tons	48,935	46,663	48,035	46,586	35,599	1,20,08,609	1,30,52,071	1,85,25,475	1,31,48,701	1,03,14,752
Teak keys (a) . Tons.	—	—	2,665	3,070	2,807	—	—	4,89,066	5,27,162	4,90,926
Other kinds of Wood and timber . Value	—	—	—	—	—	34,388	1,25,144	54,968	1,31,850	1,37,060
Manufactures of wood, other than furniture and cabinetware . . "	—	—	—	—	—	8,430	7,884	1,783	30,538	3,431
Total of Wood and Timber . . "	—	—	—	—	—	1,29,51,877	1,31,85,099	1,40,71,287	1,38,38,251	1,09,46,169
Postal Articles . . "	—	—	—	—	—	11,50,210	11,24,355	12,00,938	32,81,117	50,18,162
All other articles of merchandise—										
Unmanufactured . . "	—	—	—	—	—	1,04,103	1,08,592	1,75,106	1,56,339	1,21,999
Manufactured . . "	—	—	—	—	—	1,01,960	1,16,630	64,966	60,138	57,826
GRAND TOTAL (EXCLUSIVE OF GOVERNMENT STORES) . . "	—	—	—	—	—	32,54,27,303	34,68,86,436	28,13,07,993	34,34,81,959	27,92,54,266

GOVERNMENT STORES

PRINCIPAL AND OTHER ARTICLES	QUANTITY					VALUE				
	1926-27	1927-28	1928-29	1929-30	1930-31	1926-27	1927-28	1928-29	1929-30	1930-31
Apparel (including drapery, uniforms, accoutrements but excluding hosiery) Value	—	—	—	—	—	56	17,613	20,508
All other articles—										
Unmanufactured . . "	—	—	—	—	—	—	5,616	612	1,59,951	1,94,164
Manufactured . . "	—	—	—	—	—	7,744	3,722	25,288	33,754	22,651
GRAND TOTAL . . "	—	—	—	—	—	7,800	9,338	25,895	2,11,348	2,37,323

(a) Recorded under "Railway plant, etc." prior to 1928-29.

No. 12—continued

EXPORTS—continued

FOREIGN MERCHANDISE

PRINCIPAL AND OTHER ARTICLES	QUANTITY					VALUE				
	1926-27	1927-28	1928-29	1929-30	1930-31	1926-27	1927-28	1928-29	1929-30	1930-31
URMA—continued						R	R	R	R	R
RANGOON—continued										
Apparel (including drapery, uniforms, accoutrements, but excluding hosiery, boots and shoes) Value	—	—	—	—	—	64,766	49,751	97,746	82,413	35,001
Dyeing and tanning substances— Dyes obtained from coal tar— Aniline Lbs.	19,305	17,993	200	..	2,360	38,635	35,078	400	..	610
Other sorts of dyeing and tanning substances Cwts.	..	91	23	24	18,787	3,849
Total value of dyeing and tanning substances Value	—	—	—	—	—	38,709	54,765	4,249	..	610
Hardware, excluding cutlery and electro-plated ware "	—	—	—	—	—	1,33,047	2,12,658	2,66,324	2,17,620	1,86,044
Instruments, apparatus, and appliances, and parts thereof— Electrical "	—	—	—	—	—	14,177	16,377	40,859	32,781	12,421
Musical "	—	—	—	—	—	6,200	14,785	4,129	9,054	28,910
Photographic "	—	—	—	—	—	64,804	53,657	48,707	76,351	1,48,602
Other kinds "	—	—	—	—	—	10,976	28,094	22,754	23,016	27,577
Total of Instrument, apparatus and appliances "	—	—	—	—	—	96,157	1,12,918	1,16,449	1,41,202	2,17,600
Jewellery (excluding imitation jewellery and precious stones and pearls, unset), also plate of gold and silver— Jewellery "	—	—	—	—	—	..	12,199	5,876	14,027	..
Plate of gold and silver "	—	—	—	—	—	30,993	8,401	6,667	7,117	21,928
Total of Jewellery (excluding imitation jewellery, etc.) "	—	—	—	—	—	30,993	20,600	12,543	21,144	21,928
Machinery and Millwork "	—	—	—	—	—	59,032	90,638	1,10,634	84,614	91,803
Metals and Ores— Iron or steel— Tubes, pipes and fittings, wrought Tons	..	221	1	10	65,605	..	28	73
Other manufactures "	15	512	189	1,204	15	9,793	20,740	11,343	33,738	7,654
Total of Iron or Steel "	15	733	189	1,204	16	9,803	92,245	11,343	33,766	7,729
Metals unenumerated Cwts.	27	16	91	8	420	3,727	1,515	4,722	716	37,822
Total of Metals Tons	16	734	193	1,204	37	13,530	93,760	16,065	34,482	45,551
Ores unenumerated "	11	20,000
Total of Metals and Ores "	16	734	204	1,204	37	13,530	93,760	36,065	34,482	45,551
Oils Gals	5,773	3,647	2,095,912	1,120	95,592	6,106	6,231	1,39,475	5,020	15,083

TRADE AT CHIEF PORT
RANGOON

(210)

No. 12—concluded
EXPORTS—concluded

FOREIGN MERCHANDISE—continued

PRINCIPAL AND OTHER ARTICLES	QUANTITY					VALUE				
	1926-27	1927-28	1928-29	1929-30	1930-31	1926-27	1927-28	1928-29	1929-30	1930-31
						R	R	R	R	R
BURMA—concluded										
RANGOON—concluded										
Provisions and Oilman's stores (including fish and fruits and vegetables) and confectionary . Owt.	1,158	241	2,016	186	600	1,09,002	15,730	1,18,472	7,285	33,371
Sugar—										
10 Dutch Standard and above . Tons	100	26,381
15 Dutch Standard and below . "	8	20
Textiles—										
Cotton—										
Twist and yarn . Lbs.	3,400	100	2,700	..	900	3,690	74	3,643	..	1,300
Manufactures—										
Piecegoods—										
Grey (unbleached) Yards	..	40,920	40	1,728	8,077	15	1,141	..
White (bleached) "	9,504	1,070	1,962	5,883	11,000	5,266	432	1,260	3,073	4,600
Coloured, printed, or dyed . "	24,979	16,012	25,305	12,016	78,208	16,431	16,286	11,595	5,948	34,183
Total of Piecegoods "	34,483	58,002	27,307	20,527	89,208	21,697	24,795	12,870	10,162	38,733
Other sorts of manufactures . Value	—	—	—	—	—	11,248	13,601	4,394	3,940	6,510
Total of Cotton manufactures (including twist and yarn) . "	—	—	—	—	—	36,630	38,470	20,907	14,102	46,543
Wool—										
Raw . lbs.	5,040	5	1,400	5
Manufactures—										
Shawl . No.	..	4	13,548	287	24,153
Other Manufactures . Value	—	—	—	—	—	29,072	34,348	16,235	4,843	9,233
Total Wool . "	—	—	—	—	—	29,072	34,635	16,235	6,243	9,238
Other Textiles manufactured . "	—	—	—	—	—	13,468	16,360	15,172	20,397	19,857
Total of value Textiles . "	—	—	—	—	—	80,070	89,465	75,467	40,742	75,638
Toys and requisites for games and sports, including fishing tackle (other than fire-arms) . "	—	—	—	—	—	2,990	3,776	2,666	28,700	2,044
Vehicles (including locomotives, etc., for Railways)										
Carriages, carts and parts thereof . "	—	—	—	—	—	98,165	1,15,018	1,00,826	1,14,993	1,41,733
Other kinds . "	—	—	—	—	—	25,555	11,815	1,00,095	800	6,350
Total of Vehicles, etc. . "	—	—	—	—	—	1,18,750	1,26,833	2,00,921	1,15,793	1,48,083
Wood and Timber . "	—	—	—	—	—	18,834	15,310	23,901	21,026	15,452
Postal Articles . "	—	—	—	—	—	14,272	77,305	17,040	9,064	5,938
All other articles of merchandise—										
Unmanufactured . "	—	—	—	—	—	8,857	6,012	22,057	12,133	210
Manufactured . "	—	—	—	—	—	1,53,644	1,20,985	1,03,721	98,841	1,17,414
GRAND TOTAL (EXCLUSIVE OF GOVERNMENT STORES) . "	—	—	—	—	—	9,95,223	10,96,752	13,52,330	9,70,285	10,16,274

GOVERNMENT STORES

PRINCIPAL AND OTHER ARTICLES	QUANTITY					VALUE				
	1926-27	1927-28	1928-29	1929-30	1930-31	1926-27	1927-28	1928-29	1929-30	1930-31
						R	R	R	R	R
TOTAL VALUE	—	—	—	—	—	5,089	3,407	16,250	4,520	806

IMPORTS AND EXPORTS

FROM AND TO EACH COUNTRY

ACCORDING TO THE COUNTRY OF CONSIGNMENT IN THE CASE OF IMPORTS, AND ACCORDING TO THE COUNTRY OF FINAL DESTINATION IN THE CASE OF EXPORTS, IN EACH OFFICIAL YEAR FROM 1926-27 TO 1930-31

UNITED KINGDOM

IMPORTS THEREFROM

ARTICLES	QUANTITY					VALUE				
	1926-27	1927-28	1928-29	1929-30	1930-31	1926-27	1927-28	1928-29	1929-30	1930-31
ANIMALS, LIVING—						R	R	R	R	R
Horses No.	415	326	317	326	267	12,12,022	12,52,601	7,50,147	7,35,135	5,84,603
Other kinds "	1,453	1,208	1,725	1,276	2,962	1,25,690	1,14,858	1,41,868	1,40,872	1,60,442
Total Animals, living "	1,868	1,534	2,042	1,602	3,229	13,37,702	13,67,459	8,92,015	8,76,007	7,45,140
APPAREL (excluding HOSIERY AND BOOTS AND SHOES)—										
Apparel (including drapery, uniforms, accoutrements) Value	—	—	—	—	—	54,72,732	43,05,040	48,38,019	40,03,794	22,31,067
Gold and silver thread "	—	—	—	—	—	42,989	11,520	26,157	4,846	2,630
Hats, caps, bonnets, and hatter's ware "	—	—	—	—	—	13,10,598	12,73,157	10,06,288	9,60,610	4,30,224
Lametta Lbs.	695	12,908	16,363	100	4,689	1,802	24,606	37,857	268	7,630
Second-hand clothing Value	—	—	—	—	—	15,58,483	7,86,084	6,33,039	5,54,821	2,17,120
Water-proofed clothing "	—	—	—	—	—	2,39,153	2,44,951	3,54,425	3,30,622	4,08,607
Total Apparel, etc. "	—	—	—	—	—	86,25,707	68,36,267	69,85,780	59,53,956	33,57,283
ARMS, AMMUNITION, AND MILITARY STORES—										
Cartridge cases—										
Filled (a)										
Shotgun cartridge cases No.	—	—	10,251,804	11,185,187	9,791,742	—	—	7,78,006	8,35,858	7,23,852
Rifle and other Cartridge cases "	—	—	3,426,712	2,926,347	2,614,798	—	—	2,56,913	2,38,871	1,80,646
Total filled "	15,718,208	14,216,692	13,678,516	14,111,534	12,406,540	12,12,342	10,99,661	10,34,913	10,74,729	9,13,498
Empty "	1,368,614	805,277	615,324	700,080	563,363	50,804	32,300	24,421	25,485	21,216
Total Cartridge cases "	17,086,822	15,021,969	14,293,840	14,811,614	12,969,903	12,63,146	11,32,071	10,59,334	11,00,214	9,34,714
Explosives—										
Blasting-fuse Lbs.	309,260	465,966	444,331	461,475	405,215	3,57,492	5,64,939	5,28,758	4,71,176	4,47,644
— No. of coils	—804,900	—1,525,303	—1,482,900	—1,023,400	—1,369,340					
" gelatine Lbs.	233,000	236,050	418,750	305,300	304,250	2,50,029	2,60,234	3,58,167	3,55,765	2,59,912
Dynamite "	356,000	391,250	413,800	436,550	337,000	2,76,148	3,21,309	3,39,071	4,43,067	2,63,700
Gelatine dynamite "	310,751	334,750	398,700	322,500	337,000	6,63,379	8,79,478	9,08,112	8,93,371	8,34,601
Other nitro-compound explosives "	90,000	105,000	83,000	70,000	70,000	52,600	61,626	54,847	41,093	41,093
Detonators No.	6,709,924	7,853,374	7,180,337	7,388,530	6,853,486	1,38,877	2,10,739	2,17,963	2,29,756	2,22,222
Others Lbs.	193,612	369,330	168,975	388,496	312,186	1,05,007	1,61,517	92,427	2,37,169	1,69,541
Total Explosives Value	—	—	—	—	—	18,43,532	24,79,892	24,99,345	26,71,397	22,38,803
Firearms and parts thereof—										
Firearms No.	20,292	17,954	17,077	14,938	14,255	16,67,193	15,20,634	12,63,388	13,09,297	10,88,214
Parts of firearms Value	—	—	—	—	—	19,021	33,838	16,165	23,350	10,062
Total of Firearms, and parts thereof "	—	—	—	—	—	16,86,214	15,54,472	12,79,553	13,32,647	10,98,276
Gunpowder—										
Black Lbs.	119,330	56,250	54,100	43,755	43,600	82,792	65,246	58,262	51,195	42,610
Smokeless "	22,755	10,558	11,433	14,515	11,275	43,744	40,803	23,069	24,742	24,117
Others "	14,500	3,109	24,625	1,925	8,938	10,237	3,819	13,291	1,363	5,720
Other sorts Value	—	—	—	—	—	4,38,295	2,62,535	2,21,547	1,54,020	1,35,216
Total Arms, ammunition, and military stores "	—	—	—	—	—	53,67,060	55,38,868	51,54,401	53,38,517	44,79,492
ART, WORKS OF, other than PICTURES "	—	—	—	—	—	1,17,689	81,390	1,66,077	27,024	35,130
ASBESTOS—										
Raw Cwts.	3	..	3	95	41	202
Asbestos packing Value	—	—	—	—	—	3,79,178	6,55,840	3,04,133	4,72,876	3,43,447
Other manufactures "	—	—	—	—	—	15,60,187	23,33,086	20,90,037	15,04,857	14,37,193
Total Asbestos "	—	—	—	—	—	19,39,409	29,88,967	24,34,372	21,67,733	17,80,645
BASKETS AND BASKETWARE "	—	—	—	—	—	27,673	12,702	7,336	5,236	3,708

(a) Separately recorded from 1928-29.

No. 13—continued
 UNITED KINGDOM—continued
 IMPORTS THEREFROM—continued

ARTICLES	QUANTITY					VALUE				
	1926-27	1927-28	1928-29	1929-30	1930-31	1926-27	1927-28	1928-29	1929-30	1930-31
BELTING FOR MACHINERY—						£	£	£	£	£
Of cotton . . . Value	—	—	—	—	—	13,80,299	13,55,789	10,88,823	12,17,123	8,12,2
„ leather . . . „	—	—	—	—	—	21,08,806	26,91,519	25,70,408	20,65,651	18,48,7
„ other materials (in- cluding coil) . . . „	—	—	—	—	—	26,28,656	27,97,293	28,93,147	28,84,186	19,72,0
Total Belting for Machinery . . . „	—	—	—	—	—	62,16,851	68,44,601	65,52,378	67,66,960	46,33,8
BOBBINS . . . „	—	—	—	—	—	30,70,772	34,29,802	32,21,329	35,48,448	34,43,5
BOOKS, PRINTED, AND PRINTED MATTER (not being STATIONERY), in- cluding MAPS AND CHARTS . . . Cwts.	24,543	26,038	27,879	31,445	26,442	47,45,045	53,00,872	55,88,080	60,95,660	51,51,4
BOOTS AND SHOES—										
Of Canvas with rubber soles (a) . . . Pairs	—	—	157,400	193,268	23,265	—	—	3,19,457	3,40,775	59,8
„ leather . . . „	367,674	415,553	373,071	313,250	172,904	22,58,765	22,38,591	20,45,561	16,70,135	9,69,9
„ other materials . . . „	344,254	401,813	171,896	127,773	43,774	6,62,765	6,96,081	3,24,505	2,17,492	85,3
Total Boots and Shoes	711,928	817,366	702,367	634,291	244,943	29,21,533	29,34,662	26,89,523	22,28,402	11,15,0
BRISTLES AND FIBRE FOR BRUSHES AND BROOMS Cwts.	139	114	273	75	57	8,412	12,571	20,871	9,824	5,1
BRUSHES AND BROOMS—										
Brushes— Paint and varnish brushes . . . Dozens.	30,579	36,719	31,218	36,371	22,098	2,74,934	2,73,871	2,23,355	2,35,765	1,54,5
Toilet brushes . . . „	6,619	9,778	6,402	6,777	4,347	52,427	42,651	41,646	51,006	36,1
Other brushes . . . „	33,096	32,077	39,971	33,488	27,366	2,31,918	2,54,787	2,67,757	2,31,217	1,96,1
Brooms . . . „	1,570	2,115	1,409	1,846	1,339	10,989	20,784	19,501	24,157	15,1
Total Brushes and Brooms . . . „	77,864	80,689	79,000	78,482	55,650	5,76,268	5,92,073	5,52,259	5,42,745	4,02,0
BUILDING AND ENGI- NEERING MATERIALS, other than OF IRON, STEEL, OR WOOD—										
asphalt . . . Tons	2,262	2,116	2,351	1,972	1,586	2,17,987	2,37,180	3,32,714	2,44,551	1,78,01
Bricks—										
Bricks, other than fire bricks . . . No.	18,266	334,970	44,802	84,712	17,063	1,455	1,43,711	22,841	27,899	3,981
Fire bricks . . . „	1,501,039	1,663,016	1,307,404	1,197,009	1,114,817	2,89,357	4,36,051	2,57,939	2,68,482	2,23,64
Cement—										
Portland . . . Tons	70,738	89,948	90,340	80,809	61,761	42,86,039	51,78,559	50,15,555	44,48,616	34,42,80
Other kinds . . . „	725	637	642	821	1,407	1,31,220	1,62,181	1,12,181	2,46,149	1,63,18
Chalk and lime (exclud- ing French chalk) . . . Cwts.	34,491	21,202	33,334	23,743	19,938	66,022	43,066	55,765	52,176	42,341
Clay . . . „	33,302	28,260	23,932	26,586	24,380	87,230	81,758	76,383	73,634	61,056
Tiles . . . No.	4,233,238	4,396,702	4,199,570	5,442,776	2,379,811	6,60,782	4,87,325	5,45,922	5,81,607	3,01,355
Other kinds . . . Cwts.	50,791	33,297	32,901	41,931	25,030	7,33,659	6,02,426	5,32,449	5,72,414	4,03,733
Total Building and Engi- neering materials . . . Value	—	—	—	—	—	64,23,860	74,72,207	69,81,654	65,36,528	48,25,603
BUTTONS OF ALL SORTS—										
Metal . . . „	—	—	—	—	—	97,367	1,06,836	92,156	1,15,524	43,233
Other sorts . . . „	—	—	—	—	—	83,032	73,893	52,706	63,974	32,603
Total Buttons . . . „	—	—	—	—	—	1,81,293	1,80,770	1,44,862	1,79,498	81,156
CANDLES OF ALL KINDS Lbs.	321,008	439,798	185,331	324,659	165,451	1,61,640	2,12,985	96,079	1,53,307	81,466
CHALK, FRENCH . . . Cwts.	557	789	731	2,527	792	7,769	17,749	10,707	15,909	8,230

(a) Separately recorded from 1928-29:

No. 13—continued
 UNITED KINGDOM—continued
 IMPORTS THEREFROM—continued

ARTICLES	QUANTITY					VALUE				
	1926-27	1927-28	1928-29	1929-30	1930-31	1926-27	1927-28	1928-29	1929-30	1930-31
CHEMICALS AND CHEMICAL PREPARATIONS (excluding CHEMICAL MANURES AND MEDICINES)—										
Acids—										
Acetic (pyroligneous acid) Cwts.	165	96	87	123	373	8,003	4,543	5,725	5,403	12,713
Carbolic "	749	1,322	865	601	545	32,180	50,253	30,500	46,785	25,238
Chloric "	603	92	219	243	370	28,531	12,345	36,190	41,972	51,230
Nitric "	181	331	302	353	434	8,555	13,163	15,233	10,070	19,513
Oxalic "	59	85	397	30	534	1,432	2,049	9,496	700	13,643
Sulphuric "	184	2,107	237	543	314	9,644	41,333	8,000	3,875	10,431
Tartaric "	174	309	264	292	334	16,323	32,700	32,030	35,793	35,430
Other sorts "	930	1,269	1,305	2,520	1,747	44,304	51,037	51,620	33,254	53,734
Total Acids "	3,045	5,701	3,676	4,710	4,737	1,49,657	2,15,973	1,39,309	2,47,547	2,27,036
Alum "	56,536	52,073	43,462	41,235	22,435	3,63,943	3,23,061	2,69,337	2,66,441	1,45,062
Aluminous sulphates "	54,721	41,765	36,843	34,014	27,297	2,00,331	1,42,317	1,27,263	1,17,316	39,261
Ammonia and salts thereof—										
Anhydrous "	311	237	257	349	1,051	33,469	24,020	31,939	1,11,242	1,27,935
Others "	17,961	19,733	24,750	21,934	16,395	4,43,299	4,39,723	5,29,193	4,63,003	3,54,334
Bleaching materials—										
Bleaching powder (calcium hypochlorate, chloride of lime) "	54,313	74,022	76,233	82,477	82,753	5,30,456	6,20,093	4,19,455	4,70,534	4,95,777
Other sorts "	714	223	5	601	2,357	3,129	3,690	170	9,403	1,29,379
Carbide of calcium "	433	259	203	70	397	6,775	2,320	1,321	1,431	10,743
Copperas (ferrous sulphate) "	342	550	3,130	1,933	904	3,196	4,153	14,133	10,513	4,991
Copper sulphate "	11,277	8,556	16,937	13,770	11,276	2,11,912	1,59,364	3,37,015	2,73,030	2,02,343
Disinfectants—										
Naphthalene "	323	231	537	379	149	4,126	3,303	7,543	5,035	2,647
Others "	13,612	26,109	26,320	22,322	24,241	5,12,300	6,61,352	6,52,201	5,75,213	5,21,235
Glycerine "	5,955	3,933	5,409	5,701	3,371	3,64,560	2,62,337	2,65,792	2,60,750	1,69,110
Lead Compounds—										
Acetate "	111	313	10	33	21	1,324	3,741	321	1,133	573
Litharge "	549	404	371	667	153	15,312	8,536	8,520	15,304	3,644
Others "	206	205	471	61	345	5,970	6,032	11,903	2,964	7,430
Total Lead Compounds "	866	927	852	701	524	23,106	23,369	20,749	19,451	11,703
Magnesium compounds—										
Chloride "	291	1,173	3,122	2,133	1,563	3,126	10,773	32,025	21,027	19,212
Sulphate "	1,393	1,409	1,302	1,735	311	24,095	23,263	17,323	19,233	12,537
Others "	139	1,761	395	427	233	23,924	43,299	7,137	12,125	5,392
Total Magnesium Compounds "	2,373	4,343	4,819	4,300	2,112	51,145	32,345	59,478	52,440	37,041
Potassium compounds—										
Bichromate "	4,069	3,309	2,223	2,453	1,735	1,14,051	1,01,773	61,905	75,051	52,303
Chlorate "	552	657	1,336	7	335	13,004	12,076	21,572	23,286	7,010
Cyanide of potassium "	26	95	94	31	45	4,356	7,323	12,023	11,361	5,933
Other sorts "	256	1,737	1,163	1,139	662	35,175	1,12,245	1,24,015	1,06,307	1,41,223
Total Potassium Compounds "	4,903	6,348	4,721	3,630	2,397	1,66,586	2,33,025	2,19,520	1,93,605	2,06,463
Soda compounds—										
Bicarbonate of soda "	114,302	101,170	103,323	117,266	73,723	9,01,003	3,24,003	3,13,263	3,76,000	6,15,913
Bichromate of soda "	5,266	9,755	9,736	6,105	7,031	1,14,627	1,93,743	1,37,334	1,45,401	1,75,059
Borax (including boracic acid) "	10,320	15,477	15,597	14,203	4,929	1,37,405	2,39,367	1,97,030	1,60,193	63,071
Caustic Soda (sodium hydroxide) "	154,512	161,054	153,349	169,463	132,151	17,39,409	18,09,172	17,23,625	13,32,307	21,10,903
Cyanide of sodium "	3,314	9,335	7,523	6,323	6,103	4,91,436	5,51,662	3,76,142	3,43,607	3,15,332
Soda sulphide "	10,206	11,100	13,716	23,029	4,330	72,497	89,237	1,30,974	1,39,007	36,434
Sodium carbonate (soda ash and Soda crystal) "	334,137	353,722	362,091	1,075,999	320,695	52,73,336	54,03,141	56,01,627	63,66,134	56,41,925
Sodium Silicate "	31,704	34,307	41,370	35,605	35,103	2,55,333	2,63,162	3,29,355	2,37,921	2,74,600
Soda, other sorts "	2,359	7,005	14,133	3,233	5,336	62,326	1,62,691	1,37,123	1,90,644	1,60,032
Total Soda Compounds "	1,222,370	1,303,975	1,331,399	1,450,226	1,245,611	61,02,373	65,41,313	65,57,733	1,04,40,403	33,93,354
Sulphur (brimstone) "	33	1,635	206	7,949	3,427	1,514	10,337	2,452	49,122	21,300
Zinc compounds—										
Chloride "	15,335	15,399	10,403	20,571	17,671	2,30,332	2,39,937	1,43,013	2,56,734	2,00,733
Others "	227	76	165	721	29	5,523	1,033	3,035	10,131	1,073
Total Zinc Compounds "	15,562	15,975	10,568	21,292	17,700	2,41,335	2,41,575	1,46,048	2,66,915	2,01,803
Other sorts of Chemicals Value "						17,35,632	16,19,944	19,79,335	20,31,364	17,51,025
Total Chemicals and chemical preparations (excluding chemical manures and medicines) "						1,41,55,364	1,46,72,140	1,47,23,630	1,59,33,273	1,41,03,295

No. 13—continued
 UNITED KINGDOM—continued
 IMPORTS THEREFROM—continued

ARTICLES	QUANTITY					VALUE				
	1926-27	1927-28	1928-29	1929-30	1930-31	1926-27	1927-28	1928-29	1929-30	1930-31
CHINA CLAY . . . Cwts.	433,919	522,521	293,215	493,362	239,217	16,56,496	18,06,546	9,65,508	15,10,209	7,05,85
CHINESE AND JAPANESE WARE (including LACQ- URED WARE, BUT ex- cluding BATHENWARE AND PORCELAIN) . . . Value	—	—	—	—	—	3,155	13,333	4,542	4,912	8,13
CLOCKS AND WATCHES AND PARTS THEREOF—										
Clocks and Time- pieces . . . No.	7,839	7,491	35,423	3,475	5,668	91,890	1,19,825	1,54,527	99,115	81,12
Watches . . . "	4,423	3,009	1,386	1,454	923	67,464	13,035	22,592	8,064	9,84
Parts of clocks and watches . . . Value	—	—	—	—	—	32,349	23,069	20,495	23,405	16,12
Total Clocks and Watches and parts thereof . . . "	—	—	—	—	—	1,91,703	1,55,970	1,97,614	1,30,584	1,07,06
COAL AND COKE—										
Coal Tons	12,908	52,336	38,902	18,812	23,245	3,45,092	13,81,853	8,56,825	3,78,495	4,73,39
Coke "	10,430	6,375	5,314	3,417	4,323	3,50,223	2,63,275	1,07,086	1,37,142	1,53,00
Total Coal and Coke . . . "	23,338	58,711	44,216	22,229	27,568	6,95,315	16,44,628	10,23,911	5,15,637	6,26,39
COFFEE OTHER THAN ROAST- ED OR GROUND . . . Cwts.	192	472	441	241	64	18,147	30,225	41,901	20,650	4,18
COIR UNMANUFACTURED . . . Tons	33	—	136	85	62	6,264	—	14,806	10,264	5,90
CORDAGE AND ROPE OF VEGETABLE FIBRE (ex- cluding JUTE AND COTTON) "	3,972	6,330	8,467	10,316	9,684	6,02,037	4,37,483	4,21,233	5,03,700	4,95,51
CORK MANUFACTURES . . . "	2,173	1,749	1,206	826	1,163	1,46,331	1,11,291	90,834	64,039	74,00
CUTLERY—										
Folding knives . . . Value	—	—	—	—	—	2,04,462	1,92,201	2,33,214	2,26,427	2,19,30
Other kinds . . . "	—	—	—	—	—	6,98,477	7,93,849	8,57,269	8,86,117	6,10,50
Total Cutlery . . . "	—	—	—	—	—	9,02,939	9,86,050	10,90,483	11,12,544	8,29,80
DRUGS AND MEDICINES (excluding CHEMICALS AND NARCOTICS)—										
Camphor Lbs.	266	320	776	11,669	193	610	869	1,797	17,337	40
Cocaine Ounces	205	398	508	483	246	6,333	3,649	10,335	7,230	5,40
Cod liver oil Lbs.	49,758	65,670	59,754	58,462	23,208	79,111	81,411	81,249	70,148	34,00
Morphia Ounces	854	797	1,355	834	305	13,307	10,448	22,830	21,343	13,31
Preparations of opium and Morphia Value	—	—	—	—	—	78,837	88,746	85,801	75,441	50,00
Proprietary and patent medicines "	—	—	—	—	—	14,92,904	13,57,526	23,12,712	24,23,660	18,33,84
Quinine Salts—										
Quinine sulphate or disulphate Lbs.	56,167	44,455	49,297	47,592	28,853	12,16,924	9,46,034	10,49,403	10,19,748	10,06,97
Quinine hydrochloride or dihydrochloride "	3,836	9,164	9,632	9,321	5,838	2,95,513	2,97,306	3,05,975	3,25,424	1,88,12
Other sorts "	6,323	5,080	5,313	6,593	3,046	1,35,698	1,40,520	1,39,454	1,08,342	65,736
Saccharin "	124	1,037	890	3,133	3,233	9,447	17,325	16,510	30,417	24,064
Sarsaparilla and prepara- tions thereof Value	—	—	—	—	—	10,277	15,935	15,377	20,631	19,911
Other sorts of drugs and medicines Value	—	—	—	—	—	52,95,913	54,40,053	48,55,090	53,44,340	35,83,724
Total Drugs and Medicines . . . "	—	—	—	—	—	80,35,139	84,22,922	88,97,933	95,29,214	64,37,125
DYEING AND TANNING SUBSTANCES—										
Cochineal Cwts.	61	75	405	146	122	7,348	22,477	1,32,993	33,552	27,170
Dyes obtained from coal tar—										
Alizarine—										
Dry not exceeding 40 per cent. (a) Lbs.	—	—	—	—	6,720	—	—	—	—	2,000
Moist, over 10 per cent. but not exceeding 16 per cent. (a) "	—	—	—	—	8,960	—	—	—	—	3,601
Moist, over 16 per cent. but not exceeding 20 per cent. (a) "	—	—	—	—	512,400	—	—	—	—	2,24,899
Moist over 20 per cent (a) "	—	—	—	—	105,661	—	—	—	—	1,41,066
Total of Alizarine "	741,372	1,234,005	1,168,137	1,404,634	723,741	3,94,073	7,71,932	6,10,597	6,99,433	3,73,156
Aniline "	443,291	357,063	507,930	939,614	821,045	6,85,320	7,41,853	8,54,222	13,93,112	11,61,010
Others "	410	5,213	3,223	21,166	11,720	340	3,946	7,223	20,423	14,732
Total Dyes obtained from Coal Tar "	1,185,573	1,646,281	1,684,293	2,416,404	1,556,506	10,80,233	15,17,731	14,72,117	21,17,970	15,48,943

(a) Separately recorded from 1930-31.

No. 13—continued
 UNITED KINGDOM—continued
 IMPORTS THEREFROM—continued

ARTICLES	QUANTITY					VALUE				
	1926-27	1927-28	1928-29	1929-30	1930-31	1926-27	1927-28	1928-29	1929-30	1930-31
DYEING AND TANNING SUBSTANCES—continued										
Indigo, Synthetic . . . Cwts.	8	1	2	1	404	1,440	470	385	20	51,708
Other sorts (including lac dye) . . . "	1,227	1,895	3,900	2,540	1,233	40,273	55,360	81,555	56,225	40,430
Total Dyeing and Tanning substances . . . Value	—	—	—	—	—	11,29,800	15,96,097	16,87,060	22,07,808	16,68,260
EARthenWARE AND PORCELAIN—										
Earthenware—										
Pipes of earthenware . . . Cwts.	12,860	4,170	4,481	3,870	1,927	89,250	33,651	30,909	20,718	10,650
Sanitary . . . Value	—	—	—	—	—	6,64,356	6,12,413	7,39,386	7,09,394	5,79,827
Other kinds . . . "	—	—	—	—	—	19,95,240	20,68,580	17,03,918	15,39,656	9,79,277
Porcelain—										
Electrical . . . "	—	—	—	—	—	44,052	68,105	54,928	70,912	47,254
Other kinds . . . "	—	—	—	—	—	2,02,302	2,47,706	2,97,428	2,17,976	1,73,762
Total Earthenware and Porcelain . . . "	—	—	—	—	—	29,95,200	30,30,455	28,26,564	25,67,656	17,99,770
ELECTROPLATED WARE										
Electroplated ware . . . Lbs.	29,186	30,321	26,944	37,339	152,568	6,02,511	6,60,618	7,58,810	6,39,857	3,31,888
FIREWORKS										
Fireworks . . . Lbs.	29,186	30,321	26,944	37,339	152,568	87,564	87,238	29,874	32,993	47,825
FISH excluding CANNED FISH—										
Fish, dry, unsalted . . . Cwts.	1,317	462	490	78	245	39,652	3,874	17,169	5,327	1,235
Fish, wet, salted . . . "	2,118	38	11	—	3,194	27,688	2,845	558	—	27,436
Other sorts . . . "	825	1,025	2,037	1,965	2,136	58,397	67,756	1,14,580	1,34,310	1,22,304
Total of Fish (excluding canned fish) . . . "	4,260	1,525	2,538	2,043	5,575	1,25,737	74,475	1,32,287	1,39,637	1,51,035
FRUITS AND VEGETABLES—										
Fresh fruits and vegetables—										
Fresh fruits . . . Value	—	—	—	—	—	90,793	1,21,654	1,25,334	1,45,837	76,046
Fresh vegetables of all kinds . . . "	—	—	—	—	—	3,411	1,070	844	5,849	3,615
Total Fresh fruits and Vegetables . . . "	—	—	—	—	—	94,204	1,22,724	1,25,078	1,51,686	79,661
Fruits and vegetables: dried, salted, or preserved, not being canned or bottled—										
Almonds . . . Tons	15	6	32	18	9	33,210	23,501	49,960	43,874	19,714
Currants and raisins . . . "	23	16	18	11	7	14,736	14,969	18,362	18,016	9,428
Dates . . . "	2	1	410	52	—	477	61	80,044	10,385	39
Other sorts . . . "	25	23	33	33	16	31,578	33,968	32,833	44,404	25,114
Total Fruits and vegetables: dried, salted, etc. . . "	65	46	493	114	32	79,996	72,494	1,81,205	1,11,260	54,295
Total Fruits and Vegetables . . . Value	—	—	—	—	—	1,74,200	1,95,218	3,06,883	2,62,955	1,33,956
FURNITURE AND CABINET WARE—										
Bedsteads . . . "	—	—	—	—	—	3,86,528	4,01,751	3,68,462	3,79,555	2,94,361
Furniture of wood (other than bedsteads) . . . "	—	—	—	—	—	3,63,271	3,61,896	3,25,562	3,57,282	3,67,243
Furniture of other materials (other than bedsteads) . . . "	—	—	—	—	—	6,00,550	5,36,670	6,06,929	6,52,284	5,06,436
Mouldings . . . "	—	—	—	—	—	34,194	18,917	9,942	11,267	7,376
Total Furniture and Cabinetware . . . "	—	—	—	—	—	14,44,543	13,14,243	13,10,895	14,00,388	11,75,416
GELATINE										
Gelatine . . . Cwts.	807	724	324	265	325	88,023	71,682	48,410	35,249	38,631
GLASS AND GLASSWARE—										
Bangles . . . Value	—	—	—	—	—	9,802	1,497	4,029	47	10,441
Beads and false pearls . . . Cwt.	40	39	38	20	33	13,588	5,003	11,617	4,720	10,896
Bottles and phials—										
Sodawater bottles . . . Gross	21,488	17,748	26,753	29,858	18,203	5,90,916	4,26,385	5,49,137	7,15,397	4,44,830
Others . . . "	48,665	54,738	44,304	55,520	46,808	3,45,825	2,85,226	2,53,119	3,10,520	2,41,130
Funnels, globes, and glass parts of lamps . . . Value	—	—	—	—	—	43,288	57,400	31,368	40,313	36,541
Scientific glassware . . . "	—	—	—	—	—	51,424	37,005	46,510	34,535	37,638
Sheet and plate . . . Sq. Feet	2,127,930	2,035,306	1,332,850	1,121,323	887,072	8,71,800	8,30,237	5,70,782	5,02,665	3,60,010
Tableware (including decanters, etc.) . . . Value	—	—	—	—	—	78,485	64,493	79,419	91,586	86,226
Other glassware . . . "	—	—	—	—	—	6,42,288	5,88,927	5,20,581	5,15,271	4,05,708
Total Glass and Glassware . . . "	—	—	—	—	—	25,47,393	23,16,188	20,72,562	22,15,054	16,31,970
Glass . . . Cwts.	6,421	7,630	8,722	8,455	5,713	1,67,938	1,86,114	2,33,267	2,09,912	1,57,566

No. 13—continued
 UNITED KINGDOM—continued
 IMPORTS THEREFROM—continued

ARTICLES	QUANTITY					VALUE				
	1926-27	1927-28	1928-29	1929-30	1930-31	1926-27	1927-28	1928-29	1929-30	1930-31
GRAIN, PULSES, AND FLOUR—						R	R	R	R	R
Pulse Tons	33	10	32	81	16	13,384	4,301	8,042	18,653	4,54
Other sorts "	20	25	73	87	35	6,373	8,124	14,180	20,761	8,20
Total Grain, Pulse and Flour "	53	35	105	168	51	10,712	12,425	22,221	39,414	12,74
GRAPHITE OR CRUCIBLES . Cwts.	3,255	3,307	3,179	2,976	2,460	1,66,950	1,63,383	1,60,201	1,52,794	1,27,56
GUMS AND RESINS—										
Arabic "	846	199	1,003	499	2,447	20,896	6,619	29,610	14,008	64,04
Benjamin "	71	61	9	1	825	3,500	3,010	451	112	37,52
Dammer (Resins) "	3	3	4,379	4,024	..	71	72	34,163	31,843	..
Roan "	2,007	609	2,032	503	1,132	52,437	15,234	20,124	7,055	12,32
Other sorts "	3,355	5,032	4,327	5,433	4,257	1,56,325	2,22,464	1,07,073	2,61,403	1,31,00
TOTAL GUMS AND RESINS "	7,182	6,504	11,750	10,460	8,661	2,33,229	2,47,449	2,32,321	3,15,770	2,05,78
HAIR AND MANUFACTURES OF HAIR—										
Hair of all kinds "	131	80	153	112	95	18,189	9,922	12,895	12,407	15,54
Manufactures of hair, other than toilet requisites Value	—	—	—	—	—	10,644	17,107	13,651	20,530	59,16
Total Hair and manufactures of Hair "	—	—	—	—	—	28,833	27,029	26,546	32,937	74,70
HARDWARE, excluding CUTLERY AND ELECTROPLATED WARE—										
Agricultural implements "	—	—	—	—	—	14,23,463	13,05,715	12,10,057	11,76,037	7,44,24
Buckets of tinned or galvanized iron "	—	—	—	—	—	1,42,371	1,34,332	1,47,543	1,58,004	1,13,14
Builders' hardware, etc. "	—	—	—	—	—	7,28,337	10,09,310	8,70,243	9,93,637	12,23,37
Domestic "	—	—	—	—	—	3,34,366	4,36,660	3,66,214	3,43,264	2,71,01
Enamelled ironware "	—	—	—	—	—	2,62,206	2,58,159	2,18,391	1,82,299	1,34,24
Gas mantles "	—	—	—	—	—	62,561	1,54,418	96,090	1,36,493	63,35
Implements and tools, other than agricultural implements, etc. "	—	—	—	—	—	43,53,606	44,64,335	41,70,059	38,08,601	23,74,47
Lamps, metal No.	49,584	43,641	45,233	35,351	24,636	2,06,104	2,57,247	2,02,164	1,49,084	1,21,61
Parts of lamps other than glass Value	—	—	—	—	—	2,00,017	2,07,942	1,33,905	1,97,437	1,06,27
Safes and strong boxes of metal No.	1,503	2,517	670	552	1,452	1,10,435	1,33,337	67,580	75,727	82,332
Stoves "	23,280	32,643	23,072	39,561	33,231	1,27,592	1,28,234	1,22,503	1,23,314	90,181
Other sorts Value	—	—	—	—	—	1,04,37,140	1,19,74,035	1,12,05,630	1,06,92,973	78,05,233
Total Hardware, excluding Cutlery and Electroplated ware "	—	—	—	—	—	1,84,44,747	2,06,34,274	1,83,72,933	1,80,41,365	1,31,40,431
HIDES AND SKINS, RAW—										
Hides, raw Tons	1	..	13	16	6	2,169	963	24,306	10,506	13,332
—No.	—660	—36	—4,701	—2,478	—3,241					
Skins Tons	84	5	6	17	10	68,566	59,325	44,475	1,00,927	51,021
—No.	—33,138	—26,077	—33,235	—32,943	—51,193					
Total Hides and Skins, Raw Tons	85	5	19	33	16	70,735	60,793	69,281	1,17,433	70,253
—No.	—33,343	—26,113	—33,936	—35,421	—54,434					
HOOPS Cwts.	739	554	703	634	520	1,15,795	92,723	1,03,343	85,371	43,244
INSTRUMENTS, APPARATUS, AND APPLIANCES, AND PARTS THEREOF—										
Electrical, including telegraph and telephone apparatus not being machinery—										
Electric fans and parts thereof Value	—	—	—	—	—	21,20,735	18,34,337	23,06,772	18,36,423	14,43,613
Electric wires and cables—										
Rubber, insulated "	—	—	—	—	—	23,32,379	31,25,033	35,58,253	34,70,503	27,69,739
Insulations, other than rubber "	—	—	—	—	—	26,11,256	31,25,214	28,07,303	40,39,044	38,53,459
Telegraph and telephone wires and cables "	—	—	—	—	—	33,500	50,941	1,66,054	71,314	2,63,454
Bare copper wire (electrolytic), etc.* Cwts.	—	—	—	—	31,640	15,79,262	17,07,221	23,30,932	21,57,403	15,14,493
Telegraph and telephone instruments and apparatus Value	—	—	—	—	—	4,01,714	4,92,466	4,63,031	4,34,091	4,30,633

*Quantity recorded from 1930-31.

No. 13—continued
 UNITED KINGDOM—continued
 IMPORTS THEREFROM—continued

ARTICLES	QUANTITY					VALUE				
	1926-27	1927-28	1928-29	1929-30	1930-31	1926-27	1927-28	1928-29	1929-30	1930-31
INSTRUMENTS, APPARATUS, AND APPLIANCES, AND PARTS THEREOF—continued										
Electrical, including telegraph and telephone apparatus not being machinery—continued										
Electric lamps and parts thereof—										
Electric glow lamps (a) No.	1,187,278	1,041,915	990,412	—	—	7,98,294	6,75,756	7,07,114	—	—
Flash lights including torch lights, pocket lamps, etc. "	—	—	—	18,974	21,987	—	—	—	19,708	35,394
Automobile lighting lamps "	—	—	—	10,273	5,632	—	—	—	9,578	3,879
Standard lighting lamps "	—	—	—	1,202,834	1,277,071	—	—	—	8,54,908	8,82,865
Other sorts "	34,007	62,499	14,994	5,187	7,948	61,509	1,13,710	1,00,874	53,057	20,091
Parts and accessories of Electric lamps Value	—	—	—	—	—	20,045	29,200	39,255	1,03,827	1,42,667
Batteries "	—	—	—	—	—	3,95,984	1,32,028	1,88,795	1,80,497	2,32,345
Carbons, electric (including furnace electrodes) "	—	—	—	—	—	40,892	1,00,945	1,14,311	2,72,275	2,12,205
Accumulators (including parts) "	—	—	—	—	—	14,85,207	19,31,076	15,62,747	18,28,439	11,01,712
Condensers, electric "	—	—	—	—	—	1,73,732	22,787	23,103	1,700	4,400
Electric bell apparatus (not telegraphic or telephonic) "	—	—	—	—	—	1,434	1,954	3,066	4,433	3,714
Electric lighting accessories and fittings (including switches) "	—	—	—	—	—	10,92,353	10,80,684	12,65,978	10,27,702	5,23,750
Electrical instruments (other than telegraphic and telephonic)—										
Meters "	—	—	—	—	—	4,58,944	5,09,092	5,92,089	6,91,370	4,52,240
Others "	—	—	—	—	—	2,07,568	2,03,007	3,09,385	1,21,167	1,21,521
Electro-medical apparatus (including X-Ray apparatus) "	—	—	—	—	—	45,868	62,538	1,16,184	1,05,972	41,791
Switch boards (other than telegraph and telephonic) "	—	—	—	—	—	3,95,496	4,88,374	4,21,940	2,52,327	3,06,939
Electrical goods and apparatus not enumerated "	—	—	—	—	—	22,78,458	23,16,113	23,91,316	33,16,724	29,72,235
Total Electrical Instruments, including Telegraph and Telephone Apparatus not being machinery						1,70,18,575	1,35,15,544	1,08,09,447	2,15,14,633	1,74,02,231
Pianos and Piano-players complete No.	84	93	95	55	49	56,031	69,420	74,484	43,570	30,356
Talking machines and accessories—										
Talking machines "	8,101	7,776	8,299	12,468	10,092	2,47,668	2,82,784	3,17,119	4,89,897	4,11,862
Records "	35,535	60,220	249,324	553,239	439,929	30,473	69,778	1,65,325	6,18,624	5,63,194
Accessories Value	—	—	—	—	—	5,53,081	4,27,268	3,07,975	5,71,524	2,50,533
Other sorts, including parts of musical instruments "	—	—	—	—	—	3,43,590	3,09,784	2,79,460	2,47,717	2,53,324
Total Instruments, Musical						12,42,743	11,59,043	11,44,303	19,71,332	15,09,209
Optical						1,25,037	1,45,260	1,81,506	1,00,866	97,608
Photographic—										
Cinematograph films—										
Raw (b) Length in feet	—	3,403,398	3,080,752	4,850,429	4,885,596	—	1,52,518	1,38,650	1,80,620	2,03,549
Exposed (b) "	—	2,294,482	2,022,330	1,704,695	1,385,592	—	3,45,475	2,59,281	2,53,633	2,31,079
TOTAL CINEMATOGRAPH FILMS	4,612,530	5,697,878	5,103,082	6,555,124	6,271,188	5,85,542	4,97,993	3,97,931	4,34,253	4,34,628
Photographic, other than cinematograph films Value	—	—	—	—	—	12,55,504	12,23,533	14,12,335	12,86,131	11,71,620
Scientific and philosophical "	—	—	—	—	—	15,75,238	15,44,398	15,12,343	12,76,305	10,26,718
Surgical "	—	—	—	—	—	12,09,045	14,79,575	13,21,365	13,22,229	9,81,430
Wireless apparatus "	—	—	—	—	—	4,33,114	10,60,461	8,99,400	2,99,762	4,06,976
Other kinds "	—	—	—	—	—	16,09,495	17,04,039	20,61,370	20,23,995	23,33,381
Total Instruments, Apparatus, and Appliances, and parts thereof						2,50,54,943	2,78,35,601	2,83,31,670	3,03,29,562	2,55,04,411
IVORY—										
Unmanufactured Lbs.	110,150	113,066	101,787	78,839	84,333	9,79,218	8,38,717	8,74,213	5,83,845	5,76,994
Manufactured Value	—	—	—	—	—	4,898	23,955	4,533	4,692	671
Total Ivory						9,84,116	9,12,572	8,78,746	5,93,537	5,77,673

(a) Discontinued from 1929-30. For New heads see below.
 (b) Separately recorded from 1927-28.

UNITED KINGDOM—continued

IMPORTS THEREFROM—continued

ARTICLES	QUANTITY					VALUE				
	1926-27	1927-28	1928-29	1929-30	1930-31	1926-27	1927-28	1928-29	1929-30	1930-31
JEWELLERY, ALSO PLATE OF GOLD AND SILVER—										
Jewellery Value	—	—	—	—	—	22,08,620	6,58,606	6,69,994	17,12,129	32,84,439
Plate of gold and silver „	—	—	—	—	—	5,39,368	4,44,297	4,44,777	4,47,648	3,93,019
Total Jewellery, also plate of gold and silver „	—	—	—	—	—	27,47,988	11,02,903	11,14,771	21,59,772	36,77,458
LEATHER—										
Hides, tanned or dressed } Tons } =No. }	10	17	31	54	10	1,27,536	1,75,914	2,12,492	2,04,805	59,093
—	=7,003	=5,264	=13,278	=14,476	=3,450					
Skins, tanned or dressed } Tons } =No. }	18	11	17	17	11					
—	=28,003	=32,766	=59,874	=69,685	=36,295					
Total Hides and Skins, tanned or dressed } Tons } =No. }	38	28	48	71	21	2,55,564	2,96,600	3,84,792	4,13,027	1,69,244
—	=35,600	=38,030	=73,152	=84,161	=39,745					
Unwrought Cwts.	2,032	1,615	1,184	2,699	2,409	3,78,587	4,30,779	3,18,259	2,87,879	1,76,355
Leather cloth including artificial leather Sq. Yards	152,987	156,464	146,052	227,040	117,565	2,64,729	2,44,847	2,42,131	3,77,888	1,76,236
Manufactures (excluding boots and shoes and belting for machinery)—										
Bags and trunks „	341	282	295	245	149	81,146	92,080	1,04,197	88,813	44,958
Pickers „	3,010	4,056	4,049	3,743	2,721	8,16,721	8,19,761	7,35,673	6,93,415	3,69,964
Picking bands and straps „	2,777	2,909	2,284	2,780	1,730	7,72,855	7,23,102	6,03,202	6,75,231	4,29,784
Roller skins „	789	752	659	638	1,166	8,19,562	8,54,764	6,29,964	7,33,865	6,94,024
Saddlery and harness „	177	939	800	170	189	1,25,981	1,82,042	1,30,399	79,028	68,466
Other sorts „	8,434	9,065	13,408	16,037	6,493	8,01,628	8,12,994	8,51,275	8,59,042	4,19,932
Total Leather manufactures „	15,828	17,703	20,995	23,608	12,448	34,17,893	34,84,803	30,53,701	31,20,994	20,27,078
Total leather Value	—	—	—	—	—	48,16,773	44,57,028	39,93,823	41,99,788	25,48,913
LIQUORS, INCLUDING DEWATERED AND PERFUMED SPIRITS—										
Ale, beer and porter—										
Ale and beer—										
In bottle Liq. Gals.	915,192	1,141,007	1,118,486	1,252,924	1,213,279	26,96,033	31,27,978	31,76,327	35,76,516	34,73,283
„ bulk „ „ „	1,275,243	1,555,816	1,525,476	1,690,620	1,627,220	19,69,089	23,16,896	23,27,235	24,62,794	22,72,049
Stout and porter—										
In bottle „ „ „	160,948	188,747	140,440	177,161	140,378	7,36,460	8,51,070	5,99,178	7,56,054	5,81,071
„ bulk „ „ „	29,868	29,513	20,780	27,679	35,996	46,058	44,367	23,236	39,609	42,322
Cider and other fermented liquors „ „	9,966	12,598	11,825	11,717	8,087	58,282	74,596	71,398	66,145	45,585
Spirit—										
Brandy . . . „ „	21,779	10,978	7,873	8,833	6,753	3,41,734	2,13,812	1,70,304	2,26,942	1,83,195
Gin . . . „ „	92,398	93,066	101,087	107,875	116,365	8,73,807	9,50,057	9,23,236	9,72,741	10,60,110
Liqueurs . . . „ „	4,600	3,675	3,731	4,225	3,475	1,11,873	96,170	98,392	1,00,241	84,432
Rum . . . „ „	5,886	5,292	6,082	4,674	4,482	50,101	47,947	51,697	40,255	38,525
Whisky . . . „ „	532,232	535,691	539,821	539,914	509,276	89,40,655	91,50,642	91,32,260	92,15,230	87,40,030
Spirit, present in drugs, medicines, or chemicals „ „	61,737	64,799	68,477	67,930	46,421	17,93,119	18,40,704	18,23,598	20,88,294	19,83,121
Spirit, perfumed „ „	5,320	4,918	5,119	4,930	3,165	5,50,758	5,01,293	5,30,425	4,64,813	3,04,686
Other sorts „ „	21,258	19,446	20,443	22,651	18,293	3,96,845	3,06,376	3,69,221	9,43,790	7,14,166
Total Spirit . . . „	745,190	743,370	752,588	760,532	708,220	1,35,64,892	1,36,07,001	1,36,04,043	1,40,61,806	1,25,13,255

No. 13—continued

UNITED KINGDOM—continued

IMPORTS THEREFROM—continued

ARTICLES	QUANTITY					VALUE				
	1926-27	1927-28	1928-29	1929-30	1930-31	1926-27	1927-28	1928-29	1929-30	1930-31
						£	£	£	£	£
LIQUORS, including DENATURATED AND PERFUMED SPIRITS—continued										
Wines—										
Champagne and other sparkling wines Liq. Gals.	5,085	5,049	4,075	4,478	1,610	1,48,074	1,42,630	1,15,476	1,07,145	43,107
Port	80,322	29,145	28,158	26,148	19,392	4,51,359	4,23,096	3,88,556	3,39,180	2,59,342
Still red wines, other than Port	16,488	18,560	15,649	14,864	12,843	1,57,592	1,68,329	1,35,327	1,32,680	1,16,667
Sherry, Madeira, and Marsala	22,202	23,201	21,231	23,459	20,076	3,22,724	3,39,253	3,16,854	3,45,500	3,39,877
Still white wines, other than Sherry, Madeira, and Marsala	1,264	1,050	1,157	990	501	13,303	11,975	13,067	11,933	5,835
Other sorts, including Vermouth, etc.	10,871	10,516	11,416	11,818	8,928	1,01,101	98,253	1,03,070	1,06,866	82,508
Total Wines	80,292	87,521	82,586	80,757	63,340	11,94,153	11,83,536	10,72,350	10,43,310	8,47,396
Total Liquors	3,221,304	3,758,482	3,652,126	4,001,390	3,796,524	2,02,64,417	2,12,05,444	2,08,77,762	2,20,35,734	1,97,74,961
MACHINERY AND MILLWORK—										
Prime-movers (other than electrical)—										
Locomotives (including those for Railways)—										
Oil Engines No.	48	75	50	28	28	1,62,850	2,30,426	2,07,144	1,55,176	1,84,727
Parts of Oil engines Value	—	—	—	—	—	46,564	68,491	40,982	48,564	23,367
Steam Engines No.	271	206	114	129	82	24,69,584	15,20,800	12,30,908	9,80,438	6,94,835
Parts of steam engines Value	—	—	—	—	—	6,19,901	7,63,700	7,33,430	7,72,900	5,09,690
Railway locomotive engines and tenders and parts (a)	—	—	—	—	—	—	—	81,23,893	1,45,63,671	94,62,486
Others	—	—	—	—	—	91,844	80,929	79,847	1,82,629	73,220
Other than locomotives—										
Gas Engines No.	43	41	32	45	33	1,47,872	1,60,982	68,875	1,24,666	1,60,520
Parts of gas engines Value	—	—	—	—	—	94,980	89,290	35,253	47,585	65,806
Oil Engines No.	3,362	3,612	4,070	4,626	2,529	86,12,641	79,16,040	84,49,006	85,05,700	55,81,988
Parts of Oil engines Value	—	—	—	—	—	13,55,050	15,76,309	15,66,503	17,32,805	12,96,487
Steam Engines No.	327	324	294	212	119	25,19,557	30,76,184	33,46,570	16,73,703	9,44,191
Parts of steam engines Value	—	—	—	—	—	14,09,088	26,43,714	16,08,619	33,11,596	12,95,437
Others	—	—	—	—	—	57,456	49,378	3,31,962	1,68,904	11,00,458
Total Prime-movers (other than Electrical)	—	—	—	—	—	1,75,67,287	1,81,30,693	2,59,11,962	3,22,68,337	2,18,33,221
Electrical machinery of all kinds, not including instruments, apparatus, and appliances, and parts thereof—										
Control and Switch Gear	—	—	—	—	—	29,01,338	31,24,441	26,03,029	32,45,078	38,54,546
Generators, alternators, and dynamos	—	—	—	—	—	45,01,141	34,44,851	37,45,521	38,81,796	38,08,970
Motors	—	—	—	—	—	28,27,160	28,66,987	31,14,618	35,09,353	34,88,401
Transformers	—	—	—	—	—	16,70,080	9,40,980	7,30,647	11,67,341	11,31,804
Turbo-generating sets	—	—	—	—	—	6,77,193	1,53,140	1,73,229	5,37,534	2,34,632
Other kinds	—	—	—	—	—	65,19,185	61,17,188	81,71,938	59,54,832	56,30,897
Total Electrical machinery, etc.	—	—	—	—	—	1,96,05,102	1,66,47,587	1,85,38,982	1,83,16,584	1,81,58,459
Machinery, not being prime-movers or electrical machinery—										
Aerated water making machinery	—	—	—	—	—	3,42,949	1,04,475	97,307	83,632	91,490
Agricultural machinery—										
Agricultural tractors and parts	—	—	—	—	—	86,262	1,31,541	78,278	1,53,801	60,572
Ploughs and parts	—	—	—	—	—	2,03,142	79,557	47,371	72,140	47,590
Other sorts	—	—	—	—	—	4,46,578	3,79,293	2,85,238	2,57,170	85,235
Rollers	—	—	—	—	—	59,02,742	1,04,30,068	1,07,30,877	1,03,97,570	56,28,216
Boot and shoe manufacturing machinery	—	—	—	—	—	38,847	27,452	11,270	3,619	18,732
Leather tanning and curing machinery	—	—	—	—	—	1,29,700	39,057	52,508	79,113	82,301
Metal working machinery (including machine tools)	—	—	—	—	—	27,71,967	32,29,333	25,49,449	24,15,030	21,96,148

(a) Recorded under "Railway plant and Rolling stock" prior to 1928-29.

UNITED KINGDOM—continued

IMPORTS THEREFROM—continued

ARTICLES	QUANTITY					VALUE				
	1926-27	1927-28	1928-29	1929-30	1930-31]	1926-27	1927-28	1928-29	1929-30	1930-31
						£	£	£	£	£
MACHINERY AND MILLWORK— <i>continued</i>										
Machinery not being prime-movers or electrical machin- ery— <i>continued</i>										
Mining machinery— Coal Value	—	—	—	—	—	4,60,571	5,01,474	5,27,432	4,97,152	6,02,73
Other sorts	—	—	—	—	—	32,62,952	62,63,602	33,90,239	16,62,262	35,84,51
Total Mining ma- chinery	—	—	—	—	—	37,23,523	67,65,076	39,23,671	21,59,414	41,87,24
Oil crushing and refining machin- ery	—	—	—	—	—	21,52,454	56,07,551	24,15,876	23,75,974	24,40,53
Paper mill ma- chinery	—	—	—	—	—	6,26,922	9,00,308	23,98,414	6,67,625	6,70,84
Refrigerating ma- chinery	—	—	—	—	—	5,22,338	3,45,761	4,53,345	2,39,908	5,42,83
Rice and flour mill machinery	—	—	—	—	—	10,71,157	6,48,808	6,84,973	11,51,146	14,47,36
Saw mill and wood- working machin- ery	—	—	—	—	—	6,77,268	7,40,487	5,14,404	6,16,841	3,88,25
Sewing and knitting machines and parts thereof—										
Sewing and knitt- ing machines . No.	50,559	55,088	53,402	48,963	37,058	54,88,176	58,08,362	56,76,017	54,79,013	40,01,354
Parts of sewing and knitting machines and accessories Value	—	—	—	—	—	16,40,801	16,30,461	11,14,729	12,20,090	4,13,292
Sugar machinery	—	—	—	—	—	5,55,091	7,25,956	16,30,437	8,49,343	10,82,636
Tea machinery	—	—	—	—	—	25,11,697	34,45,517	33,37,654	27,65,301	14,90,066
Textile machinery—										
Cotton—										
Bleaching and dyeing machin- ery	—	—	—	—	—	2,74,366	2,53,807	2,65,535	2,08,065	31,691
Printing machin- ery	—	—	—	—	—	34,969	9,352	25,216	7,520	64,070
Spinning machin- ery	—	—	—	—	—	75,31,535	96,54,430	1,18,56,439	1,15,59,983	1,05,21,638
Weaving machin- ery	—	—	—	—	—	58,05,086	67,88,675	63,35,354	57,14,526	47,62,060
Other sorts	—	—	—	—	—	25,34,380	17,33,777	17,96,074	15,43,403	8,33,324
Total Cotton machinery	—	—	—	—	—	1,62,30,366	1,84,40,041	1,97,78,669	1,90,28,499	1,62,63,683
Jute	—	—	—	—	—	63,76,854	91,70,130	1,28,08,005	1,41,80,349	79,75,044
Shuttles (<i>excluding</i> those for sewing machines)	—	—	—	—	—	7,13,227	8,03,960	6,39,371	8,13,903	6,55,761
Wool machinery	—	—	—	—	—	4,05,453	1,61,633	2,03,458	1,47,768	1,10,879
Other sorts	—	—	—	—	—	2,41,443	3,25,665	6,75,074	10,12,036	11,44,638
Total Textile ma- chinery	—	—	—	—	—	2,39,67,368	2,89,01,429	3,41,10,076	3,51,32,555	2,61,50,075
Typewriters— Typewriters . No.	1,133	1,067	1,069	1,203	1,040	1,69,987	2,17,159	2,25,920	1,93,017	1,78,809
Parts and acces- sories Value	—	—	—	—	—	58,575	51,316	57,600	65,914	59,729
Other sorts of ma- chinery <i>excluding</i> printing machin- ery	—	—	—	—	—	1,73,00,209	2,02,32,220	2,32,90,937	1,93,18,636	1,35,53,512
Total Machinery and Millwork	—	—	—	—	—	10,65,80,212	12,53,37,560	14,09,41,444	13,08,23,393	10,72,18,246
MANURES—										
Artificial and mineral manures—										
Muriate of potash Tons	235	11	103	..	202	29,605	1,408	12,897	..	23,795
Nitrate of Soda	14	74	5	3,020	14,701	60	..	903
Sulphate of Ammonia	1,039	2,101	14,296	20,727	19,168	2,05,299	3,55,401	22,84,205	30,23,191	25,61,138
Others	368	313	1,060	1,983	7,137	45,572	34,655	65,343	1,19,322	8,95,173
Hommeal	494	90,050
Other kinds	19	567	2	12	349	5,690	33,377	484	1,959	21,143
Total Manures	2,239	3,066	15,461	22,727	26,861	3,79,254	4,39,542	23,62,989	31,45,032	35,05,163

No. 13—continued

UNITED KINGDOM—continued

IMPORTS THEREFROM—continued

ARTICLES	QUANTITY					VALUE				
	1926-27	1927-28	1928-29	1929-30	1930-31	1926-27	1927-28	1928-29	1929-30	1930-31
MATCHES—						£	£	£	£	£
Safety .Gross of boxes	2,776	1,724	1,620	3,508	3,656	4,986	4,663	4,692	6,408	8,848
Other sorts " "	160	170	59	78	86	3,416	2,513	1,565	1,708	2,259
Total Matches " "	2,936	1,894	1,679	3,586	3,692	8,401	7,176	6,257	10,116	11,107
METALS AND ORES—										
Aluminium—										
Unwrought (Ingots, blocks, bars) .Cwts.	2,189	552	193	281	851	1,70,444	38,078	13,101	13,981	55,880
Wrought—										
Circles "	19,016	50,685	37,048	41,781	22,780	18,57,820	44,52,580	32,23,194	35,09,523	18,48,102
Sheets "	1,373	1,473	1,031	849	534	1,36,444	1,37,567	1,07,782	67,142	42,298
Other manufactures . "	1,010	1,847	2,444	2,326	1,022	1,43,037	1,28,451	2,27,237	2,93,078	1,85,802
Total Aluminium . "	24,488	54,507	41,306	45,187	24,987	23,07,804	47,57,276	35,71,454	39,78,724	21,32,072
Antifriction metal . "	3,501	4,315	5,501	7,283	4,885	3,71,780	3,66,726	3,04,731	4,63,427	2,52,257
Brass, Bronze, and similar alloys and manufactures thereof—										
Unwrought "	3,799	1,392	316	383	739	3,22,016	68,823	15,430	30,041	41,110
Wrought—										
Mixed or yellow metal, for sheathing . "	120,853	108,331	152,857	82,491	42,174	60,48,329	75,05,888	70,72,152	43,18,045	19,20,093
Rods "	3,122	3,273	4,809	3,859	5,161	1,56,575	1,62,019	2,27,035	2,06,396	2,10,653
Sheets "	3,342	3,312	4,034	2,535	3,370	1,79,111	1,49,186	1,91,260	1,40,664	1,81,042
Tubes "	378	573	412	271	291	42,701	47,860	36,435	26,349	27,673
Wire "	707	954	581	1,242	230	50,756	59,673	40,878	79,449	16,221
Other sorts "	14,090	12,181	10,924	9,777	5,155	9,33,076	9,28,087	8,25,336	8,01,860	4,20,008
Total Brass, etc. "	151,801	139,966	173,933	100,573	57,120	77,32,564	99,21,536	84,08,532	56,02,810	28,16,709
Copper—										
Old, for re-manufacture "	876	140	499	559	148	31,551	4,289	21,121	29,835	5,487
Unwrought—										
Tiles, ingots, cakes, bricks, and slabs . "	19,854	21,089	14,300	12,275	3,623	8,93,255	9,39,159	7,31,757	7,36,033	4,53,441
Other sorts "	156	--	--	--	2	7,036	--	--	45	456
Wrought—										
Brackets "	--	6	256	751	1	--	477	11,300	46,684	41
Rods "	1,700	3,650	2,462	4,786	3,304	1,04,272	2,05,276	1,39,738	3,28,857	2,04,002
Sheets "	25,722	61,430	69,852	22,032	35,633	13,38,687	30,00,385	36,76,602	14,43,119	19,46,475
Tubes "	947	1,837	684	1,044	668	81,303	1,29,330	60,174	95,266	52,327
Wire, excluding wire of telegraph and telephone . "	3,565	811	337	357	449	2,10,929	57,176	23,129	27,131	29,529
Other manufactures . "	1,838	2,266	3,785	3,264	3,550	1,60,078	1,96,983	2,60,931	2,88,833	2,61,954
Total Copper (excluding ore) . "	54,653	91,229	92,225	45,004	52,378	23,27,111	45,33,575	49,25,252	29,95,908	29,55,112
Ferro Alloys * Tons					185					40,222
German-silver (including nickel silver) .Cwts.	1,965	2,520	3,309	3,401	2,213	1,94,332	2,14,388	2,75,229	2,72,394	1,72,921
Iron—										
Pig "	999	4,068	3,373	2,697	3,082	91,730	3,25,366	1,35,370	2,16,245	2,24,999
Manufactures—										
Angle and tee, bolt and rod "	256	102	98	205	443	84,323	19,416	18,013	36,295	95,154
Bars and channel "	1,569	1,865	1,593	1,723	999	3,99,626	5,31,101	4,06,664	4,49,565	2,53,031
Rice-bowls "	692	405	258	254	143	2,60,063	1,71,914	95,281	91,069	54,394
Total Iron (excluding ore) . "	3,516	6,440	4,322	4,379	4,672	8,36,342	10,48,297	7,05,322	7,93,174	6,27,008
Steel—										
Angle and tee "	9,020	23,082	23,959	20,657	10,569	10,55,934	27,10,320	34,93,329	25,70,715	13,32,911
Spring "	2,231	1,012	317	23	237	3,77,962	2,68,392	51,453	5,992	44,216
Bars (other than cast steel) "	3,137	23,015	46,616	32,295	20,408	13,22,402	36,19,899	62,41,796	47,64,436	30,54,570
Cast—										
Tool steel—										
High speed "	447	252	333	282	201	5,23,541	2,93,365	2,35,330	3,15,812	2,11,733
Carbon "	861	337	232	207	202	3,71,361	1,24,413	93,913	1,38,136	79,078
Cast steel bars "	123	235	393	267	238	30,495	3,36,105	3,37,497	1,13,136	33,034
Other cast steel "	73	220	264	136	44	11,047	1,70,653	1,16,281	57,867	20,573
Ingots, blooms, billets, and slabs "	182	3,915	1,236	1,350	1,434	30,394	3,65,431	1,63,946	1,37,074	1,95,721
Total Steel "	21,124	52,668	73,395	55,303	33,333	37,23,730	77,89,049	1,07,94,045	81,52,917	50,22,345

* Separately recorded from 1929-31.

No. 13—continued
 UNITED KINGDOM—continued
 IMPORTS THEREFROM—continued

ARTICLES	QUANTITY					VALUE				
	1926-27	1927-28	1928-29	1929-30	1930-31	1926-27	1927-28	1928-29	1929-30 †	1930-31
METALS AND ORES—continued						£	£	£	£	£
Iron or Steel—										
Anchors and cables . Tons	1,342	1,855	1,087	1,337	859	8,87,462	9,20,226	5,24,532	6,27,071	3,76,
Beams, channels, pillars, girders and bridge-work	23,952	63,274	67,608	51,432	36,863	40,40,812	98,79,165	1,00,74,086	79,12,496	62,27,
Bolts and nuts	2,478	3,796	5,443	3,659	2,572	9,96,879	14,67,836	20,92,004	14,22,823	9,83,
Fencing materials (including fencing wire)	1,291	1,145	1,521	1,235	992	4,86,091	4,39,761	5,05,918	4,60,392	3,32,
Hoops and strips	13,684	15,178	17,013	16,228	12,226	24,15,701	24,62,786	25,68,569	24,55,780	17,27,1
Nails, rivets, and washers (excluding wire nails)	6,552	6,627	6,451	6,398	4,618	19,71,997	17,39,056	17,15,211	17,07,153	11,58,1
Old, for re-manufacture	4,564	863	416	269	1,152	1,83,130	66,029	17,605	9,896	35,1
Pipes and fittings, cast	6,194	6,433	4,446	4,297	2,458	16,77,900	19,27,432	13,13,304	12,17,759	9,00,1
Rails, chairs, and fish-plates (including those for railways)	6,003	104,884	40,862	17,080	3,827	8,67,700	1,24,93,907	52,85,208	25,68,804	6,99,9
Screws—										
Wood (a)	—	361	356	333	234	—	2,88,973	2,32,035	2,35,446	1,64,5
Metal thread (a)	—	472	530	348	77	—	3,51,731	3,36,330	2,06,493	53,2
Total Screws	1,088	833	886	681	311	8,66,983	6,35,704	5,68,365	4,41,939	2,17,8
Sheets and plates—										
Galvanised—										
Corrugated	232,109	275,036	265,603	181,681	81,904	5,93,79,334	6,66,67,064	5,77,04,889	3,98,37,139	1,63,50,48
Plain	16,915	22,650	20,443	18,614	9,469	4,59,91,957	57,79,666	49,04,573	43,78,685	20,00,11
Tinned—										
Tinplates	11,551	16,407	14,621	21,770	8,430	39,77,247	52,93,860	45,39,114	67,90,265	25,30,17
Other sorts	41	1,013	192	78	22	22,469	3,88,817	62,411	50,745	12,85
Not galvanised or tinned—										
Plates over ½" thick	10,425	24,056	29,308	25,333	11,159	16,00,608	32,89,652	38,58,164	31,26,067	15,57,33
Sheets up to ½" thick	4,634	18,499	23,942	19,216	14,520	9,29,793	30,41,998	38,01,542	30,43,359	21,83,761
Other sorts	1,401	1,871	1,081	658	261	2,40,632	2,86,800	1,74,675	1,03,239	41,711
Total not galvanised or tinned	16,510	44,396	54,331	45,207	25,940	27,70,943	66,18,450	78,34,331	62,72,715	37,83,301
Total Sheets and plates	277,126	359,502	355,190	287,350	125,765	7,12,41,950	8,47,42,337	7,50,45,368	5,68,79,549	2,47,30,931
Sleepers and keys of steel or iron for Railways	—	—	16,639	10,399	2,256	—	—	23,92,680	15,09,362	4,82,260
Tubes, pipes, and fittings, wrought	12,202	28,533	16,655	17,867	17,012	44,37,100	34,94,733	51,12,818	57,75,430	52,80,914
Wire other than fencing wire	862	1,255	1,341	1,175	1,966	2,58,453	3,47,838	4,22,091	3,83,706	2,83,148
Wire nails	392	329	433	419	195	57,668	80,258	94,369	87,168	48,179
Wire rope—										
Black	1,433	2,071	2,169	1,772	1,702	9,55,579	12,43,768	12,01,101	10,02,000	9,60,603
Galvanised	1,233	1,839	1,424	1,126	957	8,13,125	11,33,640	8,30,745	7,20,868	5,52,342
Other manufactures of iron or steel	21,135	27,441	27,183	22,170	16,394	71,13,418	83,51,773	92,91,397	76,92,153	63,35,311
Total Iron or Steel	381,531	625,908	566,817	425,591	231,115	9,93,23,748	13,63,96,319	11,90,05,377	9,28,77,852	5,13,33,939
Lead—										
Unwrought—										
Ore	5	27	11	9	15	3,073	13,097	4,906	4,259	5,604
Pig Cwts.	1,993	1,925	601	941	929	45,738	37,150	10,760	17,325	14,311
Other sorts	198	1,400	323	68	165	4,122	39,680	6,950	455	2,317
Wrought—										
Sheets, pipes, and tubes										
Sheets	6,523	10,447	5,957	6,214	5,910	1,71,630	2,44,394	1,15,595	1,22,444	95,076
Pipes and tubes	2,233	3,842	2,195	3,296	2,748	66,667	1,00,690	59,351	94,342	77,014
Sheets for tea chests	3,479	4,378	4,014	3,879	2,481	2,98,061	1,54,041	1,05,264	94,538	62,137
Other sorts	5,139	5,452	3,176	2,665	3,107	1,82,722	1,56,205	89,806	90,691	90,622
Total Lead (excluding ore)	24,565	27,944	16,266	17,063	15,290	7,69,890	7,32,160	3,87,726	4,19,345	3,42,077
Quicksilver Lbs.	7,676	20,741	51,321	43,371	43,859	21,479	73,565	2,10,749	1,82,300	1,93,734
Soldier Cwts.	2,786	6,460	5,048	7,123	8,233	3,17,539	6,37,112	4,43,942	5,81,813	4,63,484
Tin—										
Unwrought (blocks, ingots, bars, and slabs)	1,311	1,015	1,033	1,557	1,084	2,53,667	1,95,084	1,65,624	2,26,900	1,10,870
Wrought (including plates or sheets, not being tinned iron)	166	22	40	60	260	40,337	4,379	6,980	9,025	6,550
Total Tin	1,477	1,037	1,073	1,617	1,344	2,94,004	1,99,463	1,72,604	2,35,925	1,17,420
Zinc or spelter—										
Unwrought	25,315	34,533	79,787	51,626	34,431	5,58,990	15,36,868	13,23,449	9,23,336	3,99,930
Wrought or manufactured	47,406	17,502	6,336	3,836	4,830	11,81,401	4,57,017	1,97,906	2,47,097	1,22,714
Other sorts	275	47	46	195	156	29,856	672	443	5,837	2,375
Total Zinc or Spelter	72,996	102,032	86,119	60,707	39,417	17,70,157	19,94,557	15,21,858	11,81,270	5,25,019

(a) Separately recorded from 1927-29.
 † Recorded under Railway plant and Rolling Stock prior to 1928-29.

No. 13—continued

UNITED KINGDOM—continued

IMPORTS THEREFROM—continued

ARTICLES	QUANTITY					VALUE				
	1926-27	1927-28	1928-29	1929-30	1930-31	1926-27	1927-28	1928-29	1929-30	1930-31
MINERALS AND ORES—concluded						£	£	£	£	£
Metals, unenumerated . Cwts.	21,145	13,094	11,816	15,326	15,517	12,23,202	7,78,582	7,68,098	9,32,910	8,52,206
Ores, unenumerated . Tons	2	15	6	29	8	1,259	625	5,442	2,326	2,003
Total Metals (excluding ores) . "	424,198	709,708	671,412	500,965	287,490	12,17,18,747	10,84,93,085	15,15,85,475	11,86,77,868	6,78,47,366
Total Ores . "	7	42	17	38	23	4,332	13,722	10,348	6,585	8,507
Total Metals and Ores . "	424,205	709,750	671,429	501,003	280,522	12,17,23,079	10,85,06,807	15,15,95,823	11,86,84,453	6,78,55,873
MICA—										
In Blocks . . Cwts.	678	509	7	59	410	1,31,323	45,435	3,855	11,463	64,572
In Splittings . . "	80	45	5	5	166	15,527	4,761	942	1,033	11,194
Total Mica . "	758	554	12	64	576	1,46,855	50,196	4,797	12,496	75,766
OILS—										
Animal—										
Fish oil . . Gals	76,834	212,186	199,909	161,172	277,482	1,40,576	3,75,568	3,45,668	2,78,098	4,08,037
Other kinds . . "	10,400	9,772	15,816	5,932	643	25,650	10,500	34,048	16,328	2,376
Essential—										
Synthetic . . "	62	58	97	244	41	2,045	1,080	7,874	14,130	3,251
Natural—										
Eucalyptus . . "	861	787	581	686	223	22,900	23,132	15,808	17,843	5,203
Lemon . . "	1,034	1,280	997	1,809	1,143	43,782	59,086	46,206	81,075	745,662
Peppermint . . "	103	57	308	185	116	14,740	2,000	19,182	12,820	5,265
Othersorts . . "	3,598	4,269	4,531	6,028	3,468	1,62,005	1,74,410	1,69,094	2,32,054	1,22,730
Total Essential oils . . "	5,718	6,401	6,459	8,452	4,991	2,46,322	2,61,526	2,57,614	3,57,922	1,82,111
Mineral—										
Fuel oils . . "	79,404	16,948	169	..	132,234	14,573	3,621	222	..	24,573
Kerosene . . "	83	1,956,900	60	20	145	64	5,81,000	30	10	104
Lubricating oils—										
Batching oils . . "	5,567	17,669	..	49,127	2,457	5,802	23,203	..	92,201	3,604
Other Lubricating oils . . "	751,900	761,204	840,367	1,277,117	1,133,276	14,02,425	13,83,771	13,21,376	24,09,990	10,87,067
Paints, solutions and compositions, dangerous flashing below 76°F. . . "	414	3,485	14,617	8,016	5,801	2,308	13,725	95,942	80,287	54,001
Other kinds . . "	344,631	308,625	320,391	377,823	277,801	5,30,339	5,03,817	5,51,190	6,30,927	4,88,039
Total Mineral oils . . "	1,181,999	3,064,826	1,175,604	1,712,103	1,551,717	19,55,511	25,69,227	19,98,760	32,13,418	25,57,478
Vegetable, non-essential—										
Coconut . . . "	7,361	9,817	9,783	..	7,151	22,614	26,001	17,554	..	20,293
Groundnut . . . "	882	..	357	465	..	3,383	..	968	1,293	..
Linseed . . . "	230,453	251,200	230,984	203,922	153,152	10,03,330	9,02,713	7,01,168	7,44,709	5,32,770
Other sorts . . . "	85,407	28,536	7,785	14,764	16,622	1,33,001	1,06,365	28,788	45,423	40,940
Total Oils, vegetable, non-essential . . "	274,103	289,058	245,859	219,151	178,025	11,67,918	10,35,079	8,38,478	7,91,430	5,94,003
Total Oils . . . "	1,549,054	3,582,188	1,643,647	2,106,810	2,014,758	35,35,977	42,00,960	34,74,563	46,57,196	37,44,005
OIL-CLOTH AND FLOOR CLOTH . . . Sq. Yards	373,508	497,726	457,888	493,272	234,793	4,95,963	4,97,152	5,23,497	5,73,524	2,74,148
PACKING-ENGINE AND BOILER—OF ALL KINDS, ETC. . . Value	—	—	—	—	—	3,62,803	3,85,989	3,60,695	3,01,947	3,36,200
PAINTS AND PAINTERS' MATERIALS—										
Paints and Colours—										
Barytes . . Cwts.	556	20,212	12,448	688	369	3,865	65,955	33,885	3,883	2,111
Blue paint or Paris blue . . "	874	906	353	1,877	4,912	53,850	63,863	26,937	90,991	2,12,920
Enamels, prepared* . . "	10,170	11,931	8,669	8,349	—	6,71,394	8,32,588	6,53,321	6,10,980	—
Graphite . . . "	1,767	2,180	4,003	2,991	3,518	82,743	77,282	96,321	77,716	80,004
Red lead—										
Genuine, dry . . "	14,121	17,184	14,910	18,322	10,113	4,57,919	4,20,150	3,51,022	4,10,308	2,26,987
Reduced, . . . "	263	209	144	181	231	13,075	5,083	3,508	3,622	6,233

* Recorded under "Varnishes" from 1930-31.

UNITED KINGDOM—continued

IMPORTS THEREFROM—continued

ARTICLES	QUANTITY					VALUE				
	1926-27	1927-28	1928-29	1929-30	1930-31	1926-27	1927-28	1928-29	1929-30	1930-31
PAINTS AND PAINTERS' MATERIALS—continued										
Paints and Colours—continued										
White lead—										
Genuine, dry . . . Cwts.	7,779	7,164	4,972	6,944	4,327	2,44,150	2,22,401	1,35,756	2,41,405	1,20,570
Reduced, " . . "	223	146	42	33	60	6,611	3,740	919	642	1,732
Genuine, moist . . "	7,556	21,493	8,381	2,881	3,121	2,38,218	5,52,377	2,45,044	87,521	91,748
Reduced, " . . "	2,045	785	1,351	950	2,241	92,602	21,013	37,832	20,133	60,044
Lithopone, dry (a) . . "	—	—	—	—	652	—	—	—	—	8,614
Zinc white—										
Genuine, dry . . "	2,241	2,537	2,061	4,421	8,367	71,394	91,530	66,061	1,42,098	1,78,849
Reduced, " . . "	74	598	175	1,161	803	1,279	10,459	1,088	19,208	13,056
Genuine, moist . . "	32,870	31,901	29,061	23,317	20,086	12,44,543	11,47,002	9,89,126	8,01,205	6,63,131
Reduced, " . . "	8,061	6,378	6,129	5,019	6,511	2,00,344	1,48,029	1,39,324	1,15,711	1,37,672
Other sorts (b) . . "	169,333	168,228	189,131	173,383	—	44,99,402	47,05,511	51,20,452	48,33,241	—
White, dry . . . "	—	—	—	—	12,784	—	—	—	—	1,04,887
Coloured " . . . "	—	—	—	—	32,323	—	—	—	—	10,45,404
White, moist . . . "	—	—	—	—	11,223	—	—	—	—	2,70,752
Coloured " . . . "	—	—	—	—	67,232	—	—	—	—	21,82,917
Total Paints and Colours (d) "	257,933	291,972	281,820	251,028	188,987	78,79,403	84,26,210	79,06,996	74,70,609	54,13,631
Painters' materials, etc.—										
Turpentine—										
Genuine turpentine . . "	2,894	3,451	2,348	2,659	2,253	1,66,508	1,60,338	90,782	1,05,547	81,290
Turpentine substitute . . "	2,230	2,591	2,003	2,532	2,079	54,006	53,966	39,910	44,356	39,159
Total Turpentine . . "	5,124	6,042	4,351	5,191	4,332	2,20,514	2,14,304	1,30,692	1,49,903	1,20,449
Varnish (b) . . . "	23,642	35,014	23,786	31,831	—	18,81,133	19,84,219	17,35,698	18,06,202	—
Enamels (c) . . . "	—	—	—	—	4,490	—	—	—	—	2,51,626
Lacquers (d) . . . "	—	—	—	—	386	—	—	—	—	22,595
Other kinds (e) . . . "	—	—	—	—	22,864	—	—	—	—	11,70,776
Other kinds of Painter's materials . . . Value	—	—	—	—	—	4,71,338	5,94,121	6,28,820	5,65,095	4,48,580
Total Painters' materials, etc. (e) . . . "	—	—	—	—	—	25,78,036	27,98,144	24,95,210	26,21,200	20,14,025
Total Paints and Painters' Materials . . . "	—	—	—	—	—	1,04,52,438	1,12,19,354	1,04,02,206	99,97,809	74,27,656
PAPER AND PASTEBOARD—										
Paper—										
Wadding paper . . . Cwts.	22,868	22,170	16,936	15,309	16,972	6,08,150	5,74,521	4,67,766	4,13,616	4,11,316
Printing paper—										
News printing . . . "	14,813	26,706	13,921	9,340	10,929	2,10,489	3,05,341	1,83,394	1,28,957	1,41,860
Other sorts . . . "	71,572	75,502	101,927	83,180	65,769	17,22,309	17,81,673	22,43,833	19,65,814	14,89,746
Writing paper and envelopes—										
Writing paper in large sheets . . . "	58,765	58,833	62,032	61,512	41,330	20,04,713	20,25,997	21,03,095	20,65,963	15,32,758
Note and letter paper and envelopes . . . "	7,426	7,655	7,434	8,320	5,567	5,30,940	5,62,901	4,61,476	4,94,021	3,35,495
Envelopes imported separately . . . "	8,397	9,203	9,107	8,782	7,583	4,75,826	6,02,107	5,39,273	5,56,973	4,61,322
Old newspaper in bales and bags . . . "	45,930	506,982	662,839	822,230	650,205	26,47,260	23,19,039	34,31,304	41,73,223	29,42,275
Other kinds of paper . . . "	11,666	12,034	15,065	16,196	9,707	10,29,662	9,95,975	10,87,921	9,14,771	6,60,125
Paper manufactures . . . "	12,649	6,835	8,022	9,570	6,659	9,31,703	5,96,325	5,55,103	6,13,958	5,74,750
Total Paper . . . "	664,086	725,922	897,333	1,039,999	815,202	1,01,70,052	1,02,64,489	1,11,63,219	1,13,32,296	85,80,447
Pasteboard, millboard, and cardboard of all kinds—										
Strawboards . . . "	1,965	1,834	2,398	2,405	687	25,203	14,516	29,190	22,092	7,520
Other kinds Manufactures of pasteboard, millboard and cardboard . . . "	22,016	24,107	46,526	34,155	11,700	4,42,716	4,34,400	3,44,823	5,44,050	2,50,880
Total pasteboard, millboard and cardboard of all kinds . . . "	23,981	25,941	48,924	36,560	12,387	4,67,919	4,48,916	3,74,013	5,68,142	2,58,400
Total Paper and Pasteboard . . . "	688,067	751,863	946,257	1,076,559	827,589	1,06,37,971	1,07,13,405	1,15,37,232	1,19,00,438	88,38,847
PAPER-MAKING MATERIALS—										
Pulp of wood . . . Cwts.	2,704	3,732	5,994	3,511	9,112	30,260	49,871	80,279	40,397	96,031
PARAFFIN WAX . . . Tons	7	41	50	23	173	4,131	11,900	34,359	15,890	40,164
PERFUMERY not being PERFUMED SPIRIT . . . Value	—	—	—	—	—	22,541	22,746	20,296	21,469	19,697
PITCH AND TAR—										
Coal tar and pitch . . . Cwts.	23,825	20,834	26,531	35,271	19,760	1,53,133	2,23,112	1,85,768	1,92,809	1,22,335
Stockholm tar and pitch . . . "	4,610	3,824	2,639	3,211	1,844	66,295	48,739	37,045	43,320	26,752
PLANTS, LIVING (including BULBS AND SEEDS FOR sowing) . . . Value	—	—	—	—	—	45,037	43,048	25,461	41,474	51,354

(a) Separately recorded from 1930-31.

(b) Sub-divided under the heads immediately following from 1930-31.

(c) Transferred from "Paints and Colours" from 1930-31.

(d) Figures prior to 1930-31 include "Enamels".

(e) " " " " exclude . . .

No. 13—continued

UNITED KINGDOM—continued

IMPORTS THEREFROM—continued

ARTICLES	QUANTITY					VALUE				
	1926-27	1927-28	1928-29	1929-30	1930-31	1926-27	1927-28	1928-29	1929-30	1930-31
OLISHES—										
Polishes and compositions for application to leather . . . Value	—	—	—	—	—	12,44,148	14,00,466	15,76,555	17,05,524	12,51,194
Polishes and compositions for application to metals, etc. . . "	—	—	—	—	—	4,38,575	4,86,651	4,58,714	4,25,821	4,02,691
Wood polish . . . "	—	—	—	—	—	79,375	71,992	69,242	73,475	57,256
Other sorts . . . "	—	—	—	—	—	1,83,008	1,83,268	1,62,686	2,17,575	2,47,317
Total Polishes . . . "	—	—	—	—	—	18,86,106	21,42,377	22,62,147	24,22,395	19,58,459
PRECIOUS STONES AND PEARLS, UNSET—										
Precious stones, unset—										
Diamonds . . . "	—	—	—	—	—	11,83,402	10,91,455	9,77,520	9,60,576	1,13,415
Other precious stones . . . "	—	—	—	—	—	64,278	2,90,073	6,808	51,727	81,053
Pearls . . . "	—	—	—	—	—	—	2,071	27	4,857	—
Total Precious stones and Pearls, unset . . . "	—	—	—	—	—	12,47,765	13,83,599	9,83,855	10,17,160	1,94,468
PRINTING AND LITHOGRAPHING MACHINERY AND MATERIALS (excluding PAPER)—										
Printing and lithographing presses . . . "	—	—	—	—	—	10,07,761	11,17,230	12,50,263	13,28,589	7,46,995
Printing type . . . Cwts.	895	832	1,116	621	691	1,91,636	1,58,300	2,54,085	1,29,519	1,22,948
Printers' and lithographers' ink . . . Value	—	—	—	—	—	6,07,585	7,87,522	7,08,156	6,47,774	4,58,221
Other materials . . . "	—	—	—	—	—	2,71,543	3,84,252	4,77,774	4,65,322	3,70,064
Total Printing and Lithographing machinery and materials, etc. . . "	—	—	—	—	—	20,78,575	24,47,313	26,90,278	25,71,204	16,99,123
PRINTS, ENGRAVINGS, AND PICTURES—										
Photographs and picture post cards . . . "	—	—	—	—	—	34,096	97,513	28,052	19,260	20,764
Others . . . "	—	—	—	—	—	1,12,867	88,051	99,244	2,21,573	58,890
Total Prints, Engravings and Pictures . . . "	—	—	—	—	—	1,46,963	1,85,564	1,27,296	2,40,833	79,654
PROVISIONS AND OILMAN'S STORES—										
Bacon and hams . . . Cwts.	14,548	14,315	14,359	12,927	12,138	18,40,341	16,43,435	15,33,554	14,45,880	12,80,949
Biscuits and cakes . . . "	42,637	48,081	43,683	46,941	34,407	45,20,019	51,32,685	46,89,338	47,27,432	34,96,983
Butter (including canned) . . . "	112	217	304	781	839	16,798	32,404	49,786	1,22,335	1,52,411
Canned and bottled provisions, etc.—										
Canned or bottled fruits . . . "	1,119	1,462	1,853	2,218	1,928	82,324	1,27,579	1,37,274	1,45,443	1,23,186
Tinned or canned fish . . . "	4,711	4,520	4,701	4,942	4,687	3,58,055	3,61,042	3,32,987	3,62,221	3,38,334
Vegetable products (a) . . . "	—	6,996	2,172	559	773	—	2,05,152	92,929	20,181	20,043
Others . . . "	69,669	60,572	63,896	67,725	61,389	49,74,345	42,14,677	43,51,031	45,79,339	39,86,722
Cheese (including canned) . . . "	2,332	2,434	2,331	2,121	1,838	2,67,681	2,75,178	2,83,761	2,42,653	2,08,231
Cocoa and chocolate . . . "	2,695	2,300	2,979	2,264	2,127	2,57,252	2,03,515	2,08,546	2,03,536	1,90,173
Confectionery . . . "	23,540	21,222	20,849	20,533	15,505	21,69,179	21,45,127	20,87,191	19,32,101	15,38,626
Farinaceous and patent foods—										
Farinaceous foods in bulk . . . "	592	295	741	57	74	55,690	3,803	12,035	3,501	2,607
Milk foods for infants, etc. . . "	12,078	13,741	15,800	17,355	11,686	26,30,637	27,40,311	29,73,595	33,20,430	23,18,385
Other sorts . . . "	21,263	24,816	25,929	25,645	19,626	12,86,815	15,83,678	16,48,748	18,23,055	15,72,314
Isinglass . . . "	12	19	21	13	28	4,435	6,268	6,508	4,638	5,817
Jams and jellies . . . "	8,469	9,060	10,189	11,913	9,913	4,62,230	4,33,991	5,27,512	5,96,320	4,54,932
Lard . . . "	194	339	344	180	348	17,035	23,333	23,172	13,832	21,162
Milk, condensed and preserved (including milk cream) . . . "	49,650	60,700	43,859	52,374	53,691	27,86,946	31,71,639	28,10,788	27,07,666	25,71,322
Pickles, chutnies, sauces, and condiments . . . "	3,973	3,927	4,602	4,095	3,045	3,80,293	4,07,635	4,33,862	4,35,539	3,23,747
Vinegar (excluding bottled vinegar) . . . Gals.	14,022	10,456	17,670	13,494	13,110	24,712	16,202	26,912	17,339	16,266
Other sorts of provisions . . . Value	—	—	—	—	—	8,55,374	5,35,370	6,56,620	7,17,548	9,95,640
Total Provisions and Oilman's stores . . . "	—	—	—	—	—	2,24,90,216	2,34,07,724	2,25,45,644	2,35,11,049	1,94,35,850
RAILWAY PLANT AND ROILING-STOCK—										
Carriages and parts thereof . . . "	—	—	—	—	—	70,61,607	1,53,61,052	—	—	—
Wagons and parts thereof . . . "	—	—	—	—	—	52,65,924	51,60,324	—	—	—
Locomotive engines and tenders and parts thereof . . . "	—	—	—	—	—	50,91,131	83,69,388	—	—	—

(a) Separately recorded from 1927-28.
Discontinued from 1928-29, and shown under respective articles they are made of.

UNITED KINGDOM—continued

IMPORTS THEREFROM—continued

ARTICLES	QUANTITY					VALUE				
	1926-27	1927-28	1928-29	1929-30	1930-31	1926-27	1927-28	1928-29	1929-30	1930-31
RAILWAY PLANT AND ROLLING-STOCK—continued										
Materials for construction—										
Bridge-work . . . Tons	202	—	—	—	—	55,223	—	—	—	—
Sleepers and keys of steel or iron . . . "	3,987	35,001	—	—	—	7,33,226	53,90,705	—	—	—
Sleepers of wood . . . "	127	119	—	—	—	38,271	99,614	—	—	—
Other sorts . . . "	5,625	5,383	—	—	—	18,83,527	27,62,830	—	—	—
Total Railway plant and rolling-stock . . . Value	—	—	—	—	—	2,00,83,969	8,71,44,420	—	—	—
RUBBER—										
Raw . . . Lbs.	157	2,439	508	826	..	405	3,237	617	1,222	..
Manufactures—										
Pneumatic motor covers . . . No.	109,259	115,521	117,355	132,448	81,134	42,08,913	47,55,889	45,43,102	59,36,576	87,03,086
Pneumatic motor tubes . . . "	160,826	174,335	147,213	181,135	106,534	10,99,603	12,52,155	10,61,377	12,93,091	7,08,385
Pneumatic motor cycle covers . . . "	7,102	8,444	9,727	10,930	8,138	1,30,011	1,15,986	85,123	78,491	47,241
Pneumatic motor cycle tubes . . . "	10,118	20,391	12,555	7,181	6,156	42,579	44,515	30,329	20,280	18,137
Pneumatic cycle covers . . . "	252,011	349,910	417,700	844,232	629,504	7,13,051	7,18,457	7,06,650	14,21,461	10,40,241
Pneumatic cycle tubes . . . "	329,727	419,333	519,944	775,894	537,109	4,87,802	5,36,709	6,54,954	8,49,214	5,40,431
Solid rubber tyres for motor vehicles . . . "	5,638	5,486	4,292	2,415	2,255	7,07,310	6,61,550	4,81,325	2,53,394	2,24,504
Other manufactures (except apparel and boots and shoes) . . . Value	—	—	—	—	—	14,80,618	14,73,775	13,26,533	12,92,414	10,17,66
Total Rubber, raw and manufactures . . . "	—	—	—	—	—	88,71,192	95,62,273	89,80,010	1,11,46,143	73,59,72
SALT . . . Tons										
	53,598	81,225	69,002	83,094	41,597	14,08,024	26,92,897	19,53,432	19,49,321	8,86,17
SEEDS—										
Oil seeds—										
Essential . . . "	39	47	11	22	—	10,467	29,062	7,758	7,763	18
Non-essential . . . "	4	20	1	..	—	680	7,689	3,143	106	13
Other than oilseeds . . . "	33	45	57	55	23	82,180	1,05,920	1,13,663	99,489	1,30,03
Total Seeds . . . "	76	112	69	77	23	93,327	1,42,671	1,24,564	1,07,353	1,30,35
SMOKERS' REQUISITES (excluding TOBACCO) . . . Value										
	—	—	—	—	—	1,30,903	2,82,792	1,31,564	1,94,086	1,23,191
SOAP—										
Household and laundry dry soap in bars or tablets . . . Cwts.										
	334,198	342,992	312,601	345,008	261,051	97,83,235	1,06,30,191	95,24,737	1,02,55,520	70,09,221
Toilet soap . . . "	29,523	32,625	35,939	38,150	23,726	34,71,092	36,68,002	38,58,817	39,45,787	23,60,278
Other sorts . . . "	15,017	12,378	13,592	10,471	9,808	4,51,008	4,36,462	5,01,717	3,80,169	3,47,081
Total Soap . . . "	378,738	388,195	362,132	393,629	295,485	1,37,10,335	1,47,29,715	1,38,85,271	1,45,81,476	97,32,531
SPECIMENS ILLUSTRATIVE OF NATURAL SCIENCE . . . Value										
	—	—	—	—	—	23,609	12,049	20,334	25,130	11,836
SPICES—										
Bedelnuts . . . Cwts.	1,366	..	228	..	2	29,345	..	4,425	..	72
Cloves . . . "	5,764	3,457	1,949	181	60	62,263	33,729	20,139	5,508	950
Pepper . . . "	1,494	281	3	30	617	92,074	19,058	377	1,828	51,968
Other sorts . . . "	115	489	195	4	27	4,052	12,372	2,743	306	4,077
Total Spices . . . "	8,739	4,177	2,375	205	706	1,89,234	65,159	27,684	7,702	57,662
STARCH AND FARINA—										
Starch . . . "	2,615	1,447	2,208	2,216	2,821	59,625	39,733	40,632	53,253	48,850
Farina and potato flour . . . "	813	787	240	20	2,610	10,500	10,326	3,624	1,048	20,072
Bago flour (a) . . . "	—	—	—	1,320	1,145	—	—	—	14,976	10,733
Total Starch and Farina . . . "	3,428	2,234	2,448	3,556	6,777	70,125	50,059	53,256	69,277	79,655
STATIONERY (excluding PAPER—										
Pencils (excluding slate pencils) . . . doz.										
	202,336	214,517	234,274	195,481	166,820	1,30,608	1,48,871	1,46,899	1,30,725	1,02,673
Other sorts . . . Value	—	—	—	—	—	43,82,101	51,12,963	52,62,683	54,21,998	42,73,525
Total Stationery, etc. . . "	—	—	—	—	—	45,12,709	52,61,834	55,09,587	55,52,718	43,76,198

(a) Separately shown from 1929-30.

No. 13—continued
 UNITED KINGDOM—continued
 IMPORTS THEREFROM—continued

ARTICLES	QUANTITY					VALUE				
	1926-27	1927-28	1928-29	1929-30	1930-31	1926-27	1927-28	1928-29	1929-30	1930-31
STICKS AND WHIPS . Value	—	—	—	—	—	£	£	£	£	£
						34,201	39,984	38,841	31,450	18,906
STONE AND MARBLE— Stone and marble . Tons	2,560	1,472	1,249	978	34	2,51,836	1,46,609	1,90,258	20,648	10,098
Articles of stone and marble "	680	187	101	196	125	1,07,521	45,864	42,514	47,482	61,457
Total Stone and Marble . . "	3,240	1,659	1,350	1,174	159	3,59,357	1,92,473	2,32,772	68,130	71,555
SUGAR—										
Beet sugar Tons.	3,670	1	3,387	45,009	7,175	7,32,815	342	6,81,071	77,79,716	7,68,202
Sugar, 16 Dutch stand- ard and above (a) "	5,561	366	1,414	14,188	—	12,61,156	1,50,997	3,23,530	25,38,944	—
Sugar, 23 Dutch stand- ard and above "	—	—	—	—	1,235	—	—	—	—	2,32,333
Sugar, below 23 Dutch standard but not be- low 16 D. S. "	—	—	—	—	18	—	—	—	—	9,067
Sugar, 16 Dutch standard and below "	2	—	9	1	7	1,376	2,277	5,517	1,657	2,987
Other sorts "	13	4	..	3
Total Sugar "	9,233	367	4,810	59,258	8,435	10,05,347	1,53,620	10,10,122	1,03,20,317	10,13,592
TALLOW AND STEARINE—										
Grease (excluding mineral grease) Cwts.	5,498	5,226	4,108	6,367	4,656	1,02,894	1,05,503	71,197	1,14,044	73,578
Other sorts "	22,987	14,456	10,932	15,559	12,597	7,62,124	4,26,206	3,69,320	5,19,490	3,70,791
Total Tallow and Stearins . . "	28,485	19,682	15,040	21,926	17,253	8,65,018	5,31,709	4,40,517	6,33,534	4,44,369
TEA, BLACK Lbs.	171,897	252,517	413,130	6,181	9,139	1,05,798	2,46,426	2,07,640	6,829	8,618
GREEN "	4,457	34,466	2,005	50,383	8,345	3,424	34,490	1,408	8,823	8,477
Total Tea "	176,354	286,983	415,135	56,564	17,484	1,09,222	2,80,916	2,09,048	15,652	17,095
TEA-CHESTS, ENTIRE OR IN SECTIONS—										
Of Iron or Steel or other metal Value	—	—	—	—	—	18,274	1,32,086	95,372	1,73,404	2,31,386
Wood "	—	—	—	—	—	48,67,528	59,49,318	54,97,962	62,22,937	45,46,959
Total Tea-chests, "	—	—	—	—	—	48,85,802	60,81,404	55,93,334	63,96,341	47,77,345
etc.										
TELEGRAPHS, MATERIALS FOR CONSTRUCTION AND ACCESSORIES (excluding ELECTRICAL) "	—	—	—	—	—	1,05,283	28,162	25,657	1,57,516	4,142
TELEPHONES, MATERIALS FOR CONSTRUCTION AND ACCESSORIES (excluding ELECTRICAL) "	—	—	—	—	—	1,91,436	2,22,425	1,91,654	1,58,102	1,14,731
TEXTILES—										
COTTON—										
Raw Tons	5,003	661	911	345	2,470	44,64,224	7,57,911	11,76,661	4,64,164	27,41,060
Waste Cwts.	3	31	1,512	7	29	140	1,195	80,848	181	837
Twist and yarn—										
Grey (unbleached)—										
No. 1 to 10 Lbs.	12,103	5	1,700	1,250	..	16,431	7	3,245	2,999	..
" 11 to 15 "	20,941	13,820	20,137	..	12,396	22,938	15,325	16,115	..	13,267
" 16 to 20 "	463,441	604,996	721,127	692,726	195,311	6,67,135	8,81,774	9,70,469	8,92,704	2,02,574
" 21 to 25 "	133,023	153,460	184,908	80,833	20,311	1,98,756	2,13,955	1,54,648	1,07,552	33,842
" 26 to 30 "	136,462	244,072	136,703	312,486	204,308	1,76,157	2,44,416	1,55,508	3,70,492	1,48,425
" 31 to 40 "	3,832,816	3,352,472	3,216,740	2,738,879	833,619	40,36,498	33,27,139	37,34,379	30,12,331	7,84,316
" 41 to 50 "	1,113,943	1,065,805	1,065,458	1,015,549	335,509	15,30,998	14,29,122	15,13,018	12,89,801	4,31,100
" 51 to 60 "	3,011,488	3,405,757	4,532,312	4,046,469	1,671,268	52,27,824	51,64,744	70,41,323	59,64,816	19,67,477
" 61 to 100 "	1,875,705	1,676,220	2,039,886	1,917,746	338,343	35,46,887	31,21,697	43,10,821	34,78,231	12,64,732
Above No. 100 "	149,087	115,576	139,860	162,710	114,257	4,41,040	2,89,051	4,66,725	4,78,660	2,92,378
Two-folds (doubles). "	1,912,064	1,306,380	2,932,456	1,176,093	808,565	29,17,260	23,18,385	44,80,001	18,64,655	11,21,623
Total of Grey "	12,716,073	11,999,523	15,021,232	12,144,741	5,143,337	1,87,81,724	1,70,05,315	2,28,76,252	1,74,66,231	61,99,734

(a) Sub-divided under the heads immediately following from 1930-31.

UNITED KINGDOM—continued

IMPORTS THEREFROM—continued

ARTICLES	QUANTITY					VALUE				
	1926-27	1927-28	1928-29	1929-30	1930-31	1926-27	1927-28	1928-29	1929-30	1930-31
TEXTILES—continued										
COTTON—continued										
Twist and yarn—continued										
White bleached—										
Nos. 1 to 20 (a) . Lbs.	—	4,598	908	606	990	—	6,308	1,590	707	—
„ 21 to 25 (a) . „	—	24,223	8,207	12,051	5,431	—	37,456	12,476	18,509	8,1
„ 26 to 30 (a) . „	—	54,911	27,517	45,802	6,352	—	73,171	41,898	67,030	9,4
„ 31 to 40 (a) . „	—	1,171,872	1,164,500	1,556,102	926,739	—	14,18,230	14,81,095	10,56,152	9,27,0
„ 41 to 50 (a) . „	—	9,250	9,828	..	800	—	22,452	13,204	..	9
Above No. 50 (a) . „	—	1,037,337	1,118,597	1,239,509	824,254	—	21,05,884	22,43,572	24,40,280	12,41,6
Two-folds (doubles) (a) . „	—	1,549,831	2,234,959	1,791,244	1,751,422	—	27,54,985	33,62,115	24,95,302	20,44,4
Total of White (bleached) „	3,246,943	3,852,022	4,614,516	4,605,314	3,515,788	52,41,202	64,18,576	71,56,550	69,87,670	42,34,1
Coloured—										
Nos. 1 to 20 . „	237,480	303,560	272,593	216,078	184,635	3,59,756	5,51,042	3,52,632	2,83,437	2,01,2
„ 21 to 25 . „	338,297	237,226	222,770	197,188	216,326	4,46,141	2,94,761	2,87,947	2,38,871	2,31,0
„ 26 to 30 . „	114,341	112,583	35,830	23,652	5,157	1,18,753	1,30,502	43,838	33,257	7,51
„ 31 to 40 . „	2,128,481	2,046,893	1,738,929	1,661,759	565,954	29,38,302	34,82,640	25,30,352	22,76,830	6,93,21
„ 41 to 50 . „	73,097	73,777	49,011	66,835	53,550	98,229	97,243	72,010	89,684	81,51
Above No. 50 . „	391,465	300,970	275,104	314,837	207,076	10,71,550	8,97,720	6,31,808	6,69,250	3,90,61
Two-folds (double) „	521,853	551,198	499,421	481,050	338,421	9,78,815	9,53,953	8,80,566	7,08,652	4,88,14
Total of Coloured . „	3,805,014	4,381,212	3,093,658	2,961,999	1,571,119	60,11,546	64,07,861	47,90,153	43,80,931	20,64,86
Mercerised Cotton yarn—										
Nos. 1 to 20 (a) . „	—	538	5,100	—	1,722	4,51
„ 21 to 25 (a) „	—	900	—	1,947
„ 26 to 30 (a) „	—	16	12,900	—	19	17,610
„ 31 to 40 (a) „	—	1,500	—	1,63
„ 41 to 50 (a) „	—	..	2,000	—	..	2,976
Above No. 50 (a) „	—	2,633	1,886	..	46	—	8,970	3,418	..	18
Two-folds (doubles) (a) „	—	286,065	322,743	238,209	68,799	—	10,54,051	7,38,332	7,11,415	1,03,94
Total Mercerised Cotton yarn „	298,821	290,752	339,529	238,209	75,445	7,34,594	10,67,609	7,62,336	7,11,415	1,10,26
Unspecified descriptions of Twist and Yarn . . . „	39,805	36,132	25,273	21,629	9,174	38,436	49,206	16,091	36,176	18,201
Total Twist and Yarn „	20,106,156	20,559,641	23,094,208	20,111,802	10,314,913	3,08,07,502	3,09,49,067	3,56,10,362	2,95,91,474	1,26,56,721
Manufactures—										
Blankets . . . „	218,416	30,669	59,627	20,708	10,201	1,30,989	23,239	34,546	17,407	9,513
Canvas . . . Yards	708,317	554,245	620,406	449,306	323,370	6,17,982	4,92,172	6,43,853	5,07,576	4,13,622
Handkerchiefs and shawls in the piece—										
Handkerchiefs No.	6,555,195	7,264,778	5,922,868	3,903,881	3,114,395	11,20,104	11,03,283	10,16,598	12,28,550	3,16,426
Shawls . . . „	380,020	203,606	151,671	92,974	32,016	5,72,789	3,82,145	3,45,435	1,67,572	59,237
Total Handkerchiefs and shawls in the piece. „	6,935,215	7,468,384	6,074,539	3,996,855	3,147,311	16,92,893	14,35,428	13,62,033	13,96,122	3,77,663
Hosiery—										
Stockings and socks Dozen Pairs	55,993	12,969	5,647	10,398	5,891	1,66,964	60,115	35,647	44,015	32,631
Underwear Dozen	9,085	11,302	4,838	2,212	1,482	97,244	58,316	45,462	28,966	15,457
Other sorts . . . Value	—	—	—	—	—	47,972	59,337	35,313	45,574	19,507
Total Hosiery . „	—	—	—	—	—	3,12,180	1,77,768	1,16,422	1,18,555	67,595
Lace and patent net . Yards	748,683	1,022,187	756,966	790,787	487,096	5,22,883	6,49,129	4,81,822	4,55,932	2,72,179

(a) Separately recorded from 1927-28;

No. 13—continued
 UNITED KINGDOM—continued
 IMPORTS THEREFROM—continued

ARTICLES	QUANTITY					VALUE				
	1926-27	1927-28	1928-29	1929-30	1930-31	1926-27	1927-28	1928-29	1929-30	1930-31
						£	£	£	£	£
<i>TEXTILES—continued</i>										
<i>COTTON—continued</i>										
<i>Manufactures—continued</i>										
<i>Piece-goods—</i>										
<i>Grey (unbleached)—</i>										
Plain grey—										
Chadars . . . Yards	8,897	12,000	12,484	--	--	1,487	3,400	5,801	--	--
Dhutis, Saris and Scarves . . . "	1,826,307	820,778	254,778	8,494	50,040	5,51,619	96,526	78,064	1,704	9,800
Drills and Jeans . . . "	645,253	267,904	821,097	816,642	71,893	2,23,924	91,718	1,06,110	94,860	21,206
Flannel and Flannellettes . . . "	5,221	--	12,000	2,064	22,455	4,701	--	4,459	1,170	6,121
Jaconets, including Madapolams, Mulls and Cambrics . . . "	72,499,559	78,891,912	78,502,467	52,640,048	19,189,189	1,91,01,004	1,81,66,007	1,83,25,170	1,13,33,076	36,73,001
Longcloth and Shirtings . . . "	70,830,037	76,868,522	48,359,953	21,155,949	5,074,614	1,86,21,700	1,85,59,323	1,21,33,015	50,61,728	10,50,524
Sheetings . . . "	204,758	45,795	13,069	1,498	1,373	70,234	24,120	11,336	850	2,107
T. Cloth and Domestic . . . "	200,375	229,051	64,588	40,063	3,730	64,528	65,333	17,934	15,526	1,084
Unspecified descriptions . . . "	154,313	446,518	1,250,861	1,881,417	1,025,816	69,765	1,26,033	2,76,861	4,18,617	1,79,025
Total Plain Grey . . . "	146,369,720	157,082,570	128,791,247	70,046,174	25,439,410	3,87,69,050	3,71,32,460	3,09,59,456	1,69,70,540	49,42,868
<i>Bordered Grey—</i>										
Chadars . . . "	1,225,840	737,426	1,065,258	925,459	274,780	3,64,835	2,01,649	2,88,370	2,53,528	56,787
Dhutis, Saris and Scarves . . . "	440,984,714	493,307,495	451,844,703	443,400,958	117,534,294	11,31,70,793	11,80,93,613	10,65,42,308	10,03,02,117	2,31,12,456
Drills and Jeans . . . "	3,900	3,625	--	--	1,200	8,046	6,263	--	--	1,354
Flannel and Flannellettes . . . "	19,636	--	--	--	--	25,534	--	--	--	--
Jaconets, including Madapolams, Mulls and Cambrics . . . "	17,368	--	83,340	23,400	46,122	6,891	--	8,628	8,069	13,796
Longcloth and Shirtings . . . "	103,458	--	19,211	23,500	--	24,772	--	4,168	2,391	--
Sheetings . . . "	14,064	--	--	--	--	3,257	--	--	--	--
Unspecified descriptions . . . "	37,840	29,880	14,374	1,548	900	34,684	5,271	6,060	2,063	1,124
Total Bordered Grey . . . "	442,411,320	494,073,426	452,826,836	444,463,865	117,857,296	11,36,39,712	11,83,06,796	10,68,50,024	10,06,23,108	2,31,85,517
Total Grey (unbleached), Plain and Bordered . . . "	588,781,540	651,160,096	581,618,133	520,515,039	143,296,706	15,24,08,762	15,54,39,256	13,78,09,480	11,75,98,708	2,81,28,385
<i>White (bleached)—</i>										
Chadars . . . "	323,339	282,671	76,493	52,351	84,656	92,569	66,335	25,463	12,096	14,684
Checks, Spots and Stripes . . . "	11,232,000	12,016,415	10,555,796	7,927,453	2,934,469	36,97,360	36,70,622	33,93,469	22,35,746	7,94,461
Dhutis, Saris and Scarves . . . "	113,957,561	71,561,315	43,124,050	45,468,275	15,401,566	3,45,60,880	1,01,10,053	1,30,29,924	1,31,59,565	34,14,416
Drills and Jeans . . . "	3,510,053	4,231,266	3,817,939	4,449,851	1,633,636	22,06,731	25,03,306	23,04,492	25,29,522	8,66,600
Flannel and Flannellettes . . . "	42,075	18,404	2,141	2,388	1,502	26,270	7,718	3,174	3,366	2,638
Jaconets, Madapolams, Cambrics and Mulls . . . "	10,593,110	8,446,979	7,695,965	7,668,488	2,782,424	47,48,989	35,45,427	31,08,871	28,51,531	8,87,672
Lawns . . . "	14,741,701	7,764,004	7,939,553	10,850,246	5,306,095	72,06,395	33,84,115	35,37,495	49,42,517	21,03,352
Longcloth and Shirtings . . . "	90,821,057	102,833,757	111,874,415	87,570,133	49,936,437	3,02,85,432	3,19,01,778	3,39,88,353	2,68,44,114	1,39,80,788
Mulls . . . "	219,887,678	208,044,268	242,805,332	202,908,840	123,903,498	6,10,94,289	5,12,69,950	5,98,90,436	5,09,87,771	2,42,50,325
Nainsocks . . . "	62,300,566	89,358,375	73,909,641	49,901,206	19,418,204	1,33,28,959	1,76,47,610	1,51,90,319	1,00,05,113	34,02,318
Sheetings . . . "	157,581	244,316	58,103	100,121	61,233	1,07,006	1,31,779	56,827	93,805	50,297
T. Cloth and Domestic . . . "	1,180	184	29,253	5,913	--	609	48	70,948	3,641	--
Twills . . . "	11,701,761	14,783,172	17,532,155	16,361,230	7,163,120	46,54,760	59,25,316	66,00,430	58,60,799	31,86,233
Unspecified descriptions . . . "	11,009,006	7,143,214	5,940,621	2,591,159	1,178,068	87,04,372	23,30,307	16,05,663	7,29,036	3,30,941
Total White (bleached) . . . "	550,234,568	526,753,340	525,361,457	485,947,709	229,951,908	16,57,14,499	14,19,94,309	14,23,56,364	12,02,53,362	5,22,93,634

UNITED KINGDOM—continued

IMPORTS THEREFROM—continued

ARTICLES	QUANTITY					VALUE				
	1926-27	1927-28	1928-29	1929-30	1930-31	1926-27	1927-28	1928-29	1929-30	1930-31
TEXTILES—continued										
COTTON—continued										
Manufactures—continued										
Piece-goods—continued										
Coloured, printed or dyed—										
Printed goods—										
Cambrics, including Madapolams, Mulls and Jaconets . . . Yards	17,330,375	22,899,772	10,570,909	14,399,995	5,026,839	48,10,705	64,34,821	53,99,684	41,32,307	13,59,57
Chalans . . . "	9,714	2,982
Checks, spots and stripes . . . "	1,192,654	1,128,058	1,265,532	955,836	293,052	6,02,214	4,62,015	5,18,511	3,72,112	1,29,80
Dhutties . . . "	736,746	78,058	28,312	4,712	..	3,89,272	32,283	6,192	935	..
Drills and Jeans . . . "	15,638,822	19,874,185	10,831,157	7,144,150	6,190,506	52,02,873	60,12,780	34,20,036	21,69,372	14,41,11
Flannel and Flannelettes . . . "	218,831	200,994	168,414	107,016	20,081	78,972	85,852	75,145	30,528	6,52
Lungis . . . "	4,414,419	4,618,555	5,045,889	5,622,239	3,994,282	20,13,173	19,05,896	23,33,603	24,48,036	16,06,77
Prints and Chints . . . "	45,773,172	65,114,232	67,490,992	60,163,652	27,735,054	1,40,02,179	1,91,26,853	1,83,68,371	1,39,58,154	68,11,74
Saris and Scarves . . . "	24,407,966	29,839,505	29,849,086	26,307,624	14,050,173	90,62,347	1,05,45,361	1,09,56,211	92,94,131	38,10,21
Sateens . . . "	3,906,566	5,417,115	4,224,010	3,600,176	1,326,683	16,67,326	25,10,344	20,72,258	11,51,794	4,64,90
Shirtings . . . "	23,032,807	25,485,439	25,276,625	17,319,247	10,176,976	79,08,114	83,33,641	74,43,784	49,01,658	26,41,20
Twill . . . "	9,902,089	8,299,409	6,672,902	3,376,004	1,145,121	35,52,555	27,24,173	20,44,010	8,51,763	2,39,55
Woven Lungis and Sarongs . . . "	2,737,251	1,348,032	1,456,359	1,143,831	326,341	13,01,861	6,74,276	6,85,124	5,36,310	1,53,44
Unspecified descriptions . . . "	4,939,167	5,497,743	3,223,960	1,503,304	604,164	19,61,542	19,94,951	11,07,159	4,70,951	2,12,99
Total Printed goods . . . "	154,240,489	189,801,097	175,104,197	130,557,386	70,889,172	5,25,56,115	6,08,93,240	5,44,25,148	4,03,18,051	1,88,77,890
Dyed goods—										
Cambrics, including Madapolams, Mulls and Jaconets . . . "	20,100,539	20,640,832	22,061,224	19,478,564	11,068,487	64,80,260	80,84,570	63,85,047	56,41,094	26,12,456
Chalans . . . "	10,488	67,586	6,048	7,700	32,070	1,057
Checks, spots and stripes . . . "	8,987,026	8,295,748	9,251,856	10,419,025	4,062,770	54,62,606	46,98,904	51,50,827	47,24,049	15,84,673
Dhutties . . . "	69,553	115,769	33,240	248,627	39,194	23,098	32,422	25,627	62,863	10,089
Drills and Jeans . . . "	3,679,933	2,675,604	3,075,217	2,760,585	2,585,196	20,29,588	13,67,694	14,55,767	14,27,353	11,61,159
Flannel and Flannelettes . . . "	104,957	47,803	149,793	222,425	17,768	36,585	17,921	50,704	74,844	8,060
Italian cloth and sateens . . . "	26,975,151	23,726,710	27,017,478	16,311,073	9,029,577	1,29,22,445	1,01,14,048	1,10,79,493	62,14,321	31,48,609
Lungis . . . "	163,486	69,457	115,582	67,479	..	82,430	36,774	61,071	32,136	..
Prints and Chints . . . "	1,835,585	820,073	174,070	4,220,929	1,665,504	7,29,433	3,06,242	80,797	12,97,359	5,34,433
Saris and Scarves . . . "	2,598,219	2,706,324	2,693,162	3,245,410	2,583,784	10,26,346	11,35,410	9,80,656	12,07,235	7,87,964
Shirtings . . . "	27,437,984	30,306,418	25,839,972	30,749,652	12,835,224	80,05,493	76,71,296	67,99,643	72,87,765	27,96,800
Twill . . . "	9,100,645	11,886,550	14,881,807	11,100,652	6,668,551	39,59,688	48,62,397	61,76,990	44,16,798	24,01,891
Woven Lungis and Sarongs . . . "	238,471	248,753	355,282	247,384	67,048	1,09,844	1,23,752	1,52,851	99,393	26,492
Unspecified descriptions . . . "	18,900,323	15,214,926	10,639,410	7,302,226	3,173,570	85,79,780	60,13,748	40,78,705	26,15,881	33,85,587
Total Dyed goods . . . "	120,201,515	116,882,553	116,334,001	106,274,031	58,796,673	4,94,55,706	4,24,97,047	4,24,88,235	3,51,01,431	1,84,03,113

No. 13—continued

UNITED KINGDOM—continued

IMPORTS THEREFROM—continued

ARTICLES	QUANTITY					VALUE				
	1926-27	1927-28	1928-29	1929-30	1930-31	1926-27	1927-28	1928-29	1929-30	1930-31
TEXTILES—continued										
COTTON—concluded										
Manufactures—concluded										
Piece-goods—concluded										
Coloured, printed or dyed—continued										
Woven coloured goods—										
Cambrics, including Madapollams, Muslins, Mulls, and Jaconets . Yards	1,710,124	2,344,199	1,902,354	1,357,718	430,008	8,81,759	9,97,505	7,45,152	4,19,498	1,45,007
Chadars	3,751	1,735	39	..	14,029	2,330	1,156	233	..	1,695
Checks, spots and Stripes	4,438,046	5,657,585	7,385,809	9,294,603	4,728,951	29,62,132	33,97,637	42,47,679	45,65,344	19,77,644
Coatings and Trouserings including Cashmeres, Serges and Tweeds	4,710,473	4,399,711	4,733,510	2,908,371	1,019,015	31,04,008	26,32,990	31,47,668	18,66,549	6,27,081
Dhutis	379,099	302,232	183,022	478,170	108,861	1,19,221	1,07,783	82,105	1,49,917	33,700
Drills and Jeans	1,278,749	2,122,757	691,352	1,149,052	227,341	4,28,134	6,09,126	2,20,244	3,46,925	59,739
Flannel and Flannelettes	155,885	249,302	458,330	380,453	402,744	64,775	93,326	1,65,675	1,89,119	1,19,823
Lungs and Sarongs	3,183,435	2,278,038	2,267,238	5,235,936	2,026,757	16,54,284	10,20,374	10,04,544	22,62,541	7,64,913
Prints and Chints	114,275	10,054	27,400	130,708	2,031	43,799	4,282	11,961	42,683	2,020
Saris and Scarves	5,339,076	4,016,586	3,211,363	1,660,185	1,454,204	18,23,327	15,34,253	10,12,312	4,94,329	3,70,412
Shirtings	5,151,109	4,948,181	8,635,638	7,542,021	4,491,427	21,83,836	22,68,914	41,70,430	32,62,727	18,53,267
Twills	1,724,637	1,554,367	933,651	668,170	180,474	7,97,042	6,39,167	3,54,049	2,14,017	62,923
Velvet and Velveteens	830,479	1,080,130	1,023,532	700,335	264,495	7,73,081	9,03,845	8,66,746	5,61,929	1,85,908
Unspecified descriptions	14,738,146	15,662,311	12,754,941	10,233,091	2,610,052	89,45,621	82,54,068	69,88,301	52,48,745	12,67,446
Total Woven Coloured goods	43,858,184	45,527,233	44,168,235	41,738,363	17,954,834	2,37,83,999	2,25,14,426	2,30,17,099	1,96,24,923	74,75,293
Total Coloured, Printed or Dyed goods	318,300,183	352,210,938	385,606,433	273,620,230	147,840,729	12,57,95,910	13,59,05,619	11,99,30,432	9,50,44,455	4,47,61,270
FIBRE—										
Fibre not more than 9 yards in length (a)	—	—	—	—	1,993,324	—	—	—	—	4,27,440
Others (a)	—	—	—	—	554,997	—	—	—	—	1,23,920
Total of Fibre	9,507,913	12,985,149	13,500,107	12,456,233	2,548,321	34,55,942	40,84,302	42,25,568	36,38,075	5,51,360
Wool—										
Wool Lbs.	808,497	806,038	820,353	1,035,344	734,885	9,88,515	9,70,523	10,09,532	12,45,173	7,70,979
Thread, sewing	1,711,226	1,940,505	1,786,262	1,999,751	1,849,128	65,71,046	67,27,678	61,69,413	69,17,775	52,54,588
Towels in the piece . Yards	8,396	9,443	2,305	4,000	400	8,503	12,425	1,626	3,748	582
Other sorts of manufactures Lbs.	431,944	444,843	513,058	553,995	440,204	10,45,527	9,34,895	11,41,803	12,02,199	8,73,486
Total Cotton Manufactures (including twist and yarn) Value	—	—	—	—	—	49,00,73,133	46,97,95,610	45,08,73,325	37,79,94,661	14,64,37,593
FLAX—										
Twist and yarn Lbs.	10,752	13,510	18,010	10,304	16,480	11,400	7,529	17,653	3,067	20,205
Manufactures—										
Canvas Yards	1,421,939	1,687,573	1,531,037	1,446,782	1,060,445	17,18,223	21,44,184	18,22,620	17,41,325	10,83,965
Piece-goods	561,235	537,823	609,025	616,497	227,073	3,70,259	3,54,366	4,46,194	3,24,982	1,43,695
Thread, sewing Lbs.	61,279	72,409	73,504	100,459	83,392	1,45,532	1,78,225	1,99,420	2,13,449	1,50,406
Other sorts	396,004	432,573	523,622	555,596	406,100	7,54,923	8,81,170	9,43,066	9,51,131	6,58,010
Total Flax manufactures (including twist and yarn) Value	—	—	—	—	—	30,00,542	35,65,434	34,23,953	32,34,964	20,67,341

(a) Separately recorded from 1930-31.

UNITED KINGDOM—continued

IMPORTS THEREFROM—continued

ARTICLES	QUANTITY					VALUE				
	1926-27	1927-28	1928-29	1929-30	1930-31-	1926-27	1927-28	1928-29	1929-30	1930-31
						£	£	£	£	£
TEXTILES—continued										
Haberdashery and Millinery— Lace and Embroidery Value	—	—	—	—	—	2,72,509	3,57,387	2,69,351	3,54,710	3,12,070
Towels not in the piece . . . No.	101,989	113,954	204,808	143,801	90,855	93,815	88,805	87,708	87,880	76,973
Other sorts . . . Value	—	—	—	—	—	23,81,678	25,63,775	23,75,223	21,88,024	14,55,588
Total Haberdashery and Millinery . . . "	—	—	—	—	—	27,48,002	30,09,967	27,32,287	26,25,614	18,45,531
HEMP—										
Raw . . . Cwts.	31	158	7	896	—	963	4,714	558	21,160	—
Manufactures (excluding cordage)— Cloth . . . Yards	13,411	2,784	2,051	—	904	25,059	3,835	925	—	1,044
Other sorts . . . Value	—	—	—	—	—	66,976	75,054	66,449	38,241	34,603
Total Hemp manufac- tures, etc. . . "	—	—	—	—	—	92,035	78,889	67,374	38,241	35,647
JUTE—										
Twist and yarn . . Lbs.	27,433	66,188	54,475	11,507	22,905	9,678	18,043	13,139	4,226	7,212
Manufactures— Canvas . . . Yards	347,248	282,384	325,907	346,718	137,404	2,39,698	2,40,834	2,00,664	1,01,360	1,13,939
Gunny bags . . . No.	568,143	27,304	17,083	644,466	103,109	1,31,532	12,403	9,140	2,16,125	37,726
Gunny cloth . . . Yards	1,813,799	43,067	890,116	2,3,214	65,714	3,53,009	20,452	94,179	12,634	11,697
Rope and twine . . Cwts.	202	979	2,052	722	358	18,439	49,170	1,08,662	45,296	25,004
Other kinds . . . "	2,578	3,867	3,904	5,083	2,193	1,82,741	1,42,544	1,78,677	2,03,224	1,28,176
Total Jute (including Twist and Yarn) . Value	—	—	—	—	—	9,35,147	4,24,416	6,04,461	6,72,015	3,23,754
SILK—										
Raw . . . Lbs.	1	10	4,057	1	—	7	66	26,645	1	—
Silk yarn, nolla, and warps . . . "	20,175	2,125	27,953	18,518	31,413	67,460	14,478	1,32,723	81,463	1,30,602
Manufactures— Goods of silk mixed with other materials Yards	137,546	226,363	213,132	232,503	192,449	3,30,066	3,46,157	3,78,116	3,76,624	3,25,360
Piece-goods . . . "	145,204	128,151	92,221	43,694	26,607	2,96,185	2,53,151	3,46,246	1,06,507	63,445
Thread for sewing . Lbs.	7,270	11,273	11,755	11,382	5,590	1,05,107	1,58,367	1,71,435	1,54,301	84,486
Other sorts . . . "	8,813	5,004	6,203	17,274	8,557	67,844	65,275	79,003	97,932	59,743
Total Silk manufactures (including Silk yarn, etc.) Value	—	—	—	—	—	8,66,762	8,37,423	11,07,523	8,16,377	6,63,641
WOOL—										
Raw . . . Lbs.	1,464,395	1,605,286	1,248,832	1,213,914	419,779	16,36,294	21,36,430	19,33,341	16,59,380	4,93,015
Yarn and knitting wool . (a) . . . "	563,261	578,499	493,166	—	—	11,74,603	11,40,634	10,15,472	—	—
Worsted yarn for weaving . . . "	—	—	—	309,470	194,980	—	—	—	5,39,103	2,98,427
Knitting wool . . . "	—	—	—	173,854	157,761	—	—	—	4,02,859	3,27,506
Manufactures— Blankets and rugs other than floor rugs "	539,336	266,237	278,994	141,117	66,629	4,32,530	2,72,866	4,20,331	2,07,181	1,23,278
Braids . . . "	1,430	7,937	1,727	3,654	2,535	6,243	15,739	5,336	15,194	6,952
Carpets and floor rugs "	230,002	290,850	209,173	134,220	76,631	10,77,133	8,71,729	6,06,345	3,41,824	2,42,012
Hoelery . . . "	322,130	377,891	367,624	333,301	170,154	16,98,010	17,49,920	17,34,670	16,61,551	7,76,646
Piece-goods . . . Yards	5,932,563	7,125,281	5,469,845	3,732,331	2,040,433	1,42,51,536	1,62,15,930	1,21,70,444	90,79,568	47,70,543
Shawls . . . No.	172,305	175,497	110,917	73,101	14,147	6,66,147	6,47,191	4,19,534	2,75,394	74,944
Other sorts . . . Lbs.	125,653	89,817	144,120	151,373	99,943	1,77,530	1,42,009	1,48,106	2,89,512	1,06,483
Total Wool Manufactures (including yarn and knitting wool) . Value	—	—	—	—	—	1,94,33,392	2,10,56,018	1,65,21,733	1,28,12,136	67,31,796
ARTIFICIAL SILK—										
Artificial Silk yarn . Lbs.	654,617	2,277,316	1,635,520	1,426,767	1,005,360	14,07,347	46,33,724	30,51,629	19,52,094	11,97,342
Piece-goods of cotton and arti- ficial silk . . . Yards	16,073,929	14,262,832	12,619,126	7,223,794	2,403,605	1,17,13,971	99,07,419	84,12,239	41,55,343	12,74,419
Piece-goods made en- tirely of artificial silk (b) . . . "	—	—	—	—	94,710	—	—	—	—	83,495
Piece-goods of cotton and artificial silk (b) "	—	—	—	—	658,999	—	—	—	—	3,50,305
OTHER TEXTILES—										
Manufactured . . . Value	—	—	—	—	—	56,207	46,324	90,443	52,430	1,33,664
Other sorts . . . "	—	—	—	—	—	2,33,416	2,33,083	2,73,176	4,32,760	2,17,304

(a) Separately shown under the heads immediately following from 1929-30.
(b) Separately recorded from September, 1930.

No. 13—continued
 UNITED KINGDOM—continued
 IMPORTS THEREFROM—continued

ARTICLES	QUANTITY					VALUE				
	1926-27	1927-28	1928-29	1929-30	1930-31	1926-27	1927-28	1928-29	1929-30	1930-31
TOBACCO—						R	R	R	R	R
Unmanufactured . Lbs.	206,678	84,387	21,155	24,734	16,557	1,63,351	79,582	56,698	61,176	32,789
Manufactured—										
Cigars . . . { No. (a) } { Lbs. } Cigarettes . . . { No. (a) } { Lbs. }	3,041 4,142,236	2,620 5,664,032	1,996 4,924,101	1,667 5,257,579	133,488 1,721 1,157,014,025 2,840,434	22,956 1,92,88,240	37,429 2,38,22,763	25,377 1,00,52,724	23,102 2,11,75,566	22,799 1,17,94,574
Tobacco for pipes and Cigarettes . . .	236,419	236,215	195,949	199,554	166,672	15,50,586	14,41,761	12,20,888	12,42,524	9,06,073
Other sorts . . .	32,811	26,706	24,257	26,654	30,920	1,81,541	1,41,507	1,18,829	1,31,832	1,51,208
Total Tobacco . . .	4,620,185	5,868,960	5,167,458	5,510,188	3,056,304	2,11,96,674	2,55,23,042	2,13,74,516	2,26,40,200	1,29,97,528
TOILET REQUISITES (NOT SPECIFIED ELSEWHERE) Value	—	—	—	—	—	23,56,620	24,32,134	25,88,910	27,90,337	19,36,084
TOYS AND REQUISITES FOR GAMES AND SPORTS including FISHING TACKLE—										
Toys	—	—	—	—	—	6,17,401	6,43,342	7,09,370	7,43,854	5,20,295
Requisites for games and sports (excluding firearms, etc.)—										
Playing cards . . .	—	—	—	—	—	95,106	99,061	84,872	86,627	86,177
Other sorts	—	—	—	—	—	6,03,742	7,01,398	7,05,356	6,97,807	6,13,604
Total Toys and requisites for games and sports, etc. . . .	—	—	—	—	—	14,11,249	15,33,801	16,49,604	15,30,288	12,20,077
UMBRELLAS AND UMBRELLA FITTINGS—										
Umbrellas, complete including parasols and sunshades No.	215,896	173,000	211,081	92,365	40,119	6,21,914	5,28,140	6,10,891	2,55,307	1,15,933
Umbrella fittings . Value	—	—	—	—	—	8,53,075	10,98,814	9,50,997	8,68,013	4,56,831
VEHICLES, excluding LOCOMOTIVES, ETC., FOR RAILWAYS—										
Carriages and carts not mechanically propelled and parts thereof (including Railway carriages, trucks, etc.)—										
Carriages and carts not mechanically propelled (excluding Railway carriages, trucks, etc.) No.	1,186	1,355	899	1,090	473	2,53,649	2,55,517	1,66,762	1,84,553	2,13,071
Parts of carriages and carts (excluding rubber tyres) . Value	—	—	—	—	—	4,15,551	4,25,540	3,48,840	3,25,804	2,16,299
Perambulators and children's go-carts . . . No.	7,346	7,228	9,539	7,544	5,051	2,34,507	2,18,107	2,77,757	2,28,534	1,31,246
Parts of perambulators and children's go-carts Value	—	—	—	—	—	3,105	5,839	4,677	9,684	12,435
Total Carriages and Carts, etc. . . .	—	—	—	—	—	9,06,812	9,05,003	7,98,036	7,43,375	5,73,051
CYCLES (other than motor cycles) and parts thereof and accessories—										
Cycles imported entire or in sections . No.	112,137	136,875	161,021	140,188	49,270	59,13,702	61,61,668	67,46,616	58,33,205	20,21,237
Parts of cycles and accessories (excluding rubber tyres) . Value	—	—	—	—	—	32,55,946	33,99,468	39,81,566	38,29,294	27,40,629
Total of Cycles, etc. . . .	—	—	—	—	—	91,69,648	1,00,61,356	1,07,28,182	96,62,499	47,61,866

(a) Quantity recorded in number from 1930-31.

UNITED KINGDOM—continued

IMPORTS THEREFROM—continued

ARTICLES	QUANTITY					VALUE				
	1926-27	1927-28	1928-29	1929-30	1930-31	1926-27	1927-28	1928-29	1929-30	1930-31
VEHICLES, <i>excluding</i> LOCOMOTIVES, ETC., FOR RAILWAYS—continued.						R	R	£	R	R
Mechanically propelled vehicles (<i>excluding</i> railway locomotives and tractors)—										
Aircraft . . . No.	1	3	11	18	19	4,330	28,942	1,19,123	1,72,804	2,09,708
Parts of aircraft . . . Value	—	—	—	—	—	7,809	44,158	75,889	64,414	1,29,749
Carriages and parts for Railways* . . . "	—	—	—	—	—	—	—	92,84,234	96,19,104	65,40,888
Wagons and parts for Railways* . . . "	—	—	—	—	—	—	—	40,10,033	55,02,053	42,96,889
Motor cars (<i>including</i> taxicabs) . . . No.	2,546	3,600	3,645	3,758	2,885	80,42,233	1,02,64,925	97,54,250	98,54,232	71,03,499
Motor cycles (<i>including</i> scooters) . . . "	1,965	1,964	1,611	1,842	1,395	9,76,004	11,09,308	9,23,947	10,42,831	7,58,649
Motor omnibuses, motor vans, and motor lorries—										
Imported with bodies Chassis . . . "	62	102	55	57	30	5,37,655	6,54,728	3,43,673	2,89,349	3,67,024
Chassis . . . "	279	345	418	341	228	13,85,974	16,19,451	17,06,581	14,63,122	11,57,664
Parts of Mechanically propelled vehicles and accessories, other than of aircraft (<i>excluding</i> rubber tyres) . . . Value	—	—	—	—	—	20,54,460	32,82,138	33,76,324	32,15,465	24,16,470
Total Mechanically propelled vehicles, etc. . . "	—	—	—	—	—	1,30,08,555	1,69,93,045	2,05,94,100	3,11,14,324	2,29,80,035
ships, parts of . . . "	—	—	—	—	—	2,85,502	15,33,973	18,09,686	10,04,433	12,30,178
Total Vehicles, etc. . . "	—	—	—	—	—	2,39,70,517	2,95,43,057	4,30,20,034	4,25,24,631	2,95,54,130
WAX OF ALL KINDS, other than PARAFFIN WAX (<i>excluding</i> CANDLES) . . . Cwts.	338	884	539	612	656	23,043	24,897	19,919	30,089	37,633
WOOD AND TIMBER—										
Deal and pine wood Cub. Tons	93	276	118	325	111	25,185	20,440	23,939	42,365	17,527
Other kinds of wood and timber . . . Value	—	—	—	—	—	1,18,800	2,25,620	1,33,921	1,06,602	1,89,849
Manufactures of wood . . . "	—	—	—	—	—	5,61,472	6,42,544	6,68,083	6,51,930	5,07,234
Total Wood and Timber . . . "	—	—	—	—	—	7,05,547	8,88,604	8,25,943	8,00,906	6,14,660
POSTAL ARTICLES NOT SPECIFIED . . . "	—	—	—	—	—	2,40,73,698	2,55,48,852	2,62,74,718	2,57,38,586	2,17,93,079
ALL OTHER ARTICLES OF MERCHANDISE . . . "	—	—	—	—	—	14,14,293	13,69,847	10,24,641	12,90,138	15,78,887
GRAND TOTAL . . . "	—	—	—	—	—	110,53,42,516	119,31,01,021	118,24,42,969	108,10,80,146	61,28,70,742

GOVERNMENT STORES

ARTICLES	QUANTITY					VALUE				
	1926-27	1927-28	1928-29	1929-30	1930-31	1926-27	1927-28	1928-29	1929-30	1930-31
APPAREL (<i>including</i> DRAPERY, UNIFORMS, ACCOUTREMENTS, BUT <i>excluding</i> HOSIERY AND BOOTS AND SHOES) . . . Value	—	—	—	—	—	23,74,326	9,87,473	11,82,209	9,02,119	9,51,377
ARMS, AMMUNITION, AND MILITARY STORES—										
Firearms, and parts thereof . . . "	—	—	—	—	—	11,31,491	18,32,795	48,43,974	20,00,488	18,38,632
Other stores . . . "	—	—	—	—	—	10,72,535	16,66,019	18,73,462	17,97,540	23,41,754

* Recorded under "Railway plant and rolling stock" prior to 1929-29.

No. 13—continued
 UNITED KINGDOM—continued
 IMPORTS THEREFROM—continued

GOVERNMENT STORES—continued

ARTICLES	QUANTITY					VALUE				
	1926-27	1927-28	1928-29	1929-30	1930-31	1926-27	1927-28	1928-29	1929-30	1930-31
BOOKS, PRINTED, AND PRINTED MATTER (not being STATIONERY) including MAPS AND CHARTS Value	—	—	—	—	—	1,03,167	2,04,018	2,98,475	3,80,976	3,70,034
BOOTS AND SHOES Pairs	6	14	10	27	2,735	60	277	107	296	5,743
BUILDING AND ENGINEERING MATERIALS other than OF IRON, STEEL OR WOOD—Bricks and tiles—Bricks No.	6,180	324	..	10,201	443	..
Fire bricks	50,276	05,684	131,585	18,068	1,649	14,940	21,388	25,570	27,721	981
Tiles	84,630	60,000	39	24	854	16,199	4,859	46	47	563
Cement Tons	5,373	8,514	9,918	8,571	8,573	2,06,129	3,84,145	4,50,347	3,97,430	4,05,677
Other sorts Value	—	—	—	—	—	45,881	5,607	82,970	12,770	5,913
Total Building and Engineering materials	—	—	—	—	—	3,53,440	4,15,990	5,17,933	4,38,417	4,13,134
CHEMICALS	—	—	—	—	—	7,75,606	5,45,032	7,20,440	7,00,140	7,22,603
COAL AND COKE Tons	50	..	237	190	51	2,444	..	13,385	8,388	1,833
DRUGS, MEDICINES AND NARCOTICS—										
Drugs—										
Quinine salts—										
Quinine hydrochloride or dihydrochloride Lbs.	67	36	85	50	40	3,551	1,736	2,988	1,873	1,252
Others	4	27	47	27	54	89	802	1,804	841	1,516
Other sorts Value	—	—	—	—	—	1,04,462	1,25,893	43,213	60,965	54,799
Medicines and Narcotics	—	—	—	—	—	1,90,447	2,52,291	2,73,461	2,53,873	2,81,905
Total Drugs, Medicines and Narcotics	—	—	—	—	—	3,07,540	3,80,722	3,26,471	3,26,552	3,30,502
EARTHENWARE AND PORCELAIN—										
Earthenware (including pipes)	—	—	—	—	—	85,757	34,429	80,900	76,507	34,033
Porcelain	—	—	—	—	—	21,413	20,173	51,626	22,814	10,098
Total Earthenware and Porcelain (including pipes of earthenware)	—	—	—	—	—	57,170	54,602	1,32,526	99,321	44,131
GLASS AND GLASSWARE—										
Bottles and phials Gross	2,638	2,752	2,659	2,971	3,432	87,216	86,381	69,533	82,314	95,815
Other glassware Value	—	—	—	—	—	3,07,542	2,18,497	2,10,205	2,16,526	2,14,137
Total Glass and Glassware	—	—	—	—	—	3,94,758	3,04,878	2,79,738	2,98,840	3,09,952
HARDWARE AND CUTLERY, including AGRICULTURAL IMPLEMENTS AND PLATED WARE	—	—	—	—	—	27,83,032	22,44,368	18,92,265	13,06,211	18,53,665
INSTRUMENTS, APPARATUS, AND APPLIANCES AND PARTS THEREOF—										
Medical Value	—	—	—	—	—	40,738	40,630	47,715	13,146	16,705
Photographic	—	—	—	—	—	1,27,456	78,561	1,55,302	2,27,569	1,54,054
Other kinds	—	—	—	—	—	40,68,736	45,17,479	58,47,393	30,51,138	30,59,700
Total Instruments, Apparatus and Appliances and parts thereof	—	—	—	—	—	42,45,930	46,31,670	60,50,410	38,91,853	32,30,460
LEATHER—										
Unwrought Cwts.	107	293	325	36	54	33,915	47,847	67,451	20,136	24,716
Manufactures—										
Saddlery and harness Value	—	—	—	—	—	12,149	859	130	3,434	461
Other sorts (excluding boots and shoes)	—	—	—	—	—	89,050	30,053	32,055	39,538	43,728
Total Leather	—	—	—	—	—	1,35,114	88,859	99,636	63,108	68,905
LIQUORS Gals.	417	524	440	144	1,914	6,805	9,601	5,894	2,217	4,025
MACHINERY AND MILLWORK—										
Locomotive Engines and tenders and parts thereof for Railways* Value	—	—	—	—	—	—	—	1,07,05,496	1,10,23,465	1,38,04,443
Steam-engines and parts (other than locomotives)	—	—	—	—	—	3,90,212	6,42,800	7,70,863	1,89,775	2,20,375
Other sorts of machinery	—	—	—	—	—	96,36,275	92,51,080	2,12,93,203	1,17,37,713	41,98,077
Total Machinery and Millwork	—	—	—	—	—	1,00,35,487	98,94,795	3,27,69,562	2,29,50,953	1,82,31,895
METALS AND ORES—										
Brass, Bronze, and similar alloys, and manufactures thereof, wrought Cwts.	1,128	1,394	474	504	153	71,338	92,978	34,236	38,986	15,380
Copper—										
Unwrought	293	102	101	12,284	4,360	5,124
Wrought	3,446	7,871	4,030	3,071	1,209	1,59,040	3,71,274	2,47,625	2,12,065	89,684
Total Copper	3,739	7,973	4,140	3,071	1,209	1,71,324	3,75,634	2,52,749	2,12,065	89,684

* Recorded under "Railway plant and rolling stock" prior to 1925-26

UNITED KINGDOM—continued

IMPORTS THEREFROM—continued

GOVERNMENT STORES—continued

ARTICLES	QUANTITY					VALUE				
	1926-27	1927-28	1928-29	1929-30	1930-31	1926-27	1927-28	1928-29	1929-30	1930-31
METALS AND ORES—continued:										
Iron—										
Pig . . . Tons	302	7,017	3,280	1,773	..	35,329	5,23,956	2,26,490	1,35,264	..
Manufactures—										
Angle, bolt, and rod "	135	148	49	127	22	53,932	29,264	5,324	10,202	3,894
Bars and channels "	622	139	158	31	1	2,11,420	33,077	40,115	9,792	454
Total Iron . "	1,059	7,304	3,487	1,931	23	3,00,681	5,86,297	2,71,929	1,54,258	4,348
Steel—										
Bars and channels . "	1,333	966	1,194	1,930	1,356	1,84,687	1,67,468	1,76,515	2,65,779	1,65,194
Cast . . . "	523	95	508	9	3	2,24,243	33,742	88,729	10,787	3,237
Total Steel . "	1,856	1,061	1,702	1,939	1,359	4,08,930	2,01,210	2,65,244	2,76,566	1,68,431
Iron or Steel—										
Anchors and cables "	74	127	48	22	68	37,122	94,378	12,929	11,729	36,955
Hoops and strips . "	78	22	46	39	46	17,471	4,058	11,377	10,149	10,457
Nails, screws, rivets, and washers . "	264	193	235	105	30	1,13,978	48,940	68,433	27,629	25,605
Rails and fish plates of steel or iron "	1,609	31,123	4,106	2,036	211	2,27,282	42,50,546	6,64,411	2,53,038	44,411
Sheets and plates (including galvanised and tinned plates) "	1,587	1,909	1,414	1,303	968	4,74,136	5,11,749	3,60,936	2,28,974	1,87,756
Sleepers and Keys steel or iron for Railway (4) . "	—	—	561	856	87	—	—	1,30,091	2,87,702	35,374
Wire . . . "	173	103	622	192	26	61,084	50,384	1,63,065	50,132	14,717
Other manufactures of iron or steel . "	7,817	12,484	14,779	9,781	4,604	23,21,063	32,02,617	46,86,857	25,10,923	16,70,072
Total Iron or Steel . "	11,602	45,961	23,811	14,334	6,040	32,42,136	81,62,672	60,98,149	33,80,176	20,25,877
Lead—										
Pig . . . Cwts.	3,950	10	82,369	139
Wrought—										
Sheets, pipes and tubes, "	1,687	649	431	542	243	79,210	14,757	8,025	12,382	5,195
Other sorts . "	120	20	14	32	506	3,409	579	343	943	6,392
Total Lead . "	5,757	669	445	574	764	1,64,988	15,336	8,373	13,325	11,726
Tin—										
Unwrought (blocks, ingots, bars, and slabs) "	56	91	20	143	1,001	10,418	8,752	3,218	21,568	94,335
Wrought (including plates or sheets not being tinned iron) . "	160	..	101	36	71	22,470	108	12,153	4,111	6,567
Total Tin . "	216	91	121	179	1,072	32,888	8,860	15,371	25,679	1,00,902
Zinc or spelter, wrought or manufactured . "	1,112	1,205	299	358	290	32,082	33,945	8,598	7,935	7,095
Metals and Ores, unenumerated . . "	1,493	2,841	1,817	2,232	2,536	1,01,405	2,36,996	95,898	1,05,815	93,034
Total Metals and Ores Tons	15,189	55,035	29,365	18,550	7,728	45,26,272	97,63,928	70,45,547	42,24,305	25,15,837
PAPER AND PASTEBOARD—										
Paper—										
Printing paper . Cwts.	9,280	3,295	8,112	9,670	9,595	3,43,025	2,39,089	9,21,229	11,67,769	11,46,166
Writing paper and envelopes . "	8,061	10,477	10,529	9,138	7,902	4,65,126	7,31,035	8,31,917	5,89,459	4,31,520
Other kinds of paper "	5,268	8,855	6,716	3,696	1,749	2,71,410	3,29,391	2,96,587	3,75,188	2,43,987
Pasteboard, mill board, and cardboard of all kinds . . "	13,383	12,617	15,427	29,609	27,086	2,47,572	2,30,080	2,79,408	4,62,810	4,27,370
Total Paper and Pasteboard . "	35,992	35,244	40,784	52,118	46,232	13,27,133	15,79,545	23,29,141	25,95,226	22,49,052
PRINTING AND LITHOGRAPHING MATERIALS (including PAPER) . Value										
	—	—	—	—	—	5,08,823	8,05,917	4,10,225	4,20,376	3,17,028

(c) Recorded under "Railway plant and rolling stock" prior to 1928-29

No. 13—continued

 UNITED KINGDOM—continued
 IMPORTS THEREFROM—concluded

GOVERNMENT STORES—concluded

ARTICLES	QUANTITY					VALUE				
	1926-27	1927-28	1928-29	1929-30	1930-31	1926-27	1927-28	1928-29	1929-30	1930-31
RAILWAY PLANT AND ROLLING-STOCK—(a)						R	R	R	R	R
Carriages and parts thereof . . . Value	—	—	—	—	—	1,81,98,005	1,58,38,003	—	—	—
Wagons and parts thereof „	—	—	—	—	—	17,97,684	84,24,288	—	—	—
Locomotive engines and tenders and parts thereof „	—	—	—	—	—	11,84,887	50,00,884	—	—	—
Materials for construction—										
Sleepers and keys of steel or iron . Tons	1,786	2,920	—	—	—	3,85,186	4,25,581	—	—	—
Other sorts . . . „	1,222	3,003	—	—	—	5,38,590	6,56,084	—	—	—
Total Materials for construction . . . „	2,988	5,923	—	—	—	9,18,776	10,81,665	—	—	—
Total Railway Plant and Rolling-stock Value	—	—	—	—	—	1,71,00,152	2,53,44,835	—	—	—
STATIONERY (excluding PAPER) . . . „	—	—	—	—	—	20,43,538	28,54,485	3,05,186	4,88,088	3,32,264
TELEGRAPHS, MATERIALS FOR CONSTRUCTION OF . . . „	—	—	—	—	—	32,463	36,341	22,974	4,760	67
TEXTILES—										
Cotton manufactures—										
Hosiery . . . Value	—	—	—	—	—	—	21,309	—	—	—
Piece-goods—										
Grey (unbleached) . Yards	76,536	13,624	507	3,971	6,550	14,941	9,292	255	6,766	3,577
White (bleached) . . . „	80,980	209,954	15,821	38,682	47,578	33,249	74,665	7,256	14,467	8,937
Coloured, printed, or dyed „	2,164,425	2,158,113	1,615,382	866,964	1,333,818	8,15,887	7,51,525	6,11,031	3,17,658	3,85,738
Other sorts of manufactures . . . Value	—	—	—	—	—	8,78,726	4,23,156	2,75,024	1,38,739	1,90,979
Total Cotton manufactures „	—	—	—	—	—	17,42,803	12,79,947	8,93,566	4,77,020	5,89,281
Flax—										
Manufactures—										
Canvas . . . Yards	538,148	380,703	275,760	247,675	334,977	7,85,806	5,82,726	4,90,427	3,76,941	4,77,734
Piece-goods . . . „	80,029	185,786	73,679	125,618	140,273	51,419	1,25,102	42,626	89,172	82,856
Other sorts (including bags and sacks) Value	—	—	—	—	—	87,801	1,07,778	1,37,067	56,467	69,872
Total Flax manufactures (including Twist and Yarn) . . . „	—	—	—	—	—	9,25,026	8,15,606	6,70,120	5,22,580	6,30,462
Wool—										
Manufactures—										
Hosiery . . . Lbs.	16,172	122	9,530	415	—	73,534	314	21,288	1,570	—
Piece-goods . . . Yards	1,091,348	1,518,538	604,200	830,207	336,618	28,60,702	32,35,974	11,09,498	11,88,596	4,79,060
Other sorts . . . Lbs.	42,335	35,947	21,568	30,105	28,174	79,219	72,419	55,508	1,14,704	78,104
Total Wool manufactures Value	—	—	—	—	—	30,13,455	33,08,407	11,87,294	13,04,930	5,57,164
VEHICLES excluding LOCOMOTIVES, ETC., FOR RAILWAYS—										
Carriages and carts (including railway carriages) and parts thereof „	—	—	—	—	—	30,430	1,49,281	32,311	21,357	1,05,102
Carriages and parts for Railways (b) . . . „	—	—	—	—	—	—	—	16,26,394	16,80,864	13,63,206
Wagons and parts for Railways (b) . . . „	—	—	—	—	—	—	—	9,55,124	8,88,766	5,23,238
Ships, parts of (including Launches and Boats) „	—	—	—	—	—	3,56,541	2,71,138	1,77,388	10,307	4,06,281
Other kinds . . . „	—	—	—	—	—	83,04,602	45,03,266	72,53,635	1,24,20,823	2,27,60,873
Total Vehicles . . . „	—	—	—	—	—	86,91,633	49,23,635	1,00,44,852	1,50,22,117	2,51,58,700
ALL OTHER ARTICLES—										
Unmanufactured . . . „	—	—	—	—	—	47,431	46,984	2,22,667	5,06,629	60,036
Manufactured . . . „	—	—	—	—	—	29,05,999	17,87,721	18,33,931	13,25,354	17,07,527
GRAND TOTAL . . . „	—	—	—	—	—	6,76,03,522	7,57,87,868	7,50,31,970	6,36,47,311	6,48,45,285

(a) Discontinued from 1928-29;
 (b) Recorded under "Railway plant and rolling stock" prior to 1928-29;

No. 13—continued
 UNITED KINGDOM—continued
 EXPORTS THERETO

INDIAN MERCHANDISE

ARTICLES	QUANTITY					VALUE				
	1926-27	1927-28	1928-29	1929-30	1930-31	1926-27	1927-28	1928-29	1929-30	1930-31
ANIMALS, LIVING—										
Horses No.	1	1	2	8	—	£ 2,000	£ 1,000	£ 2,700	£ 11,500	£ ..
Other kinds "	5,072	5,029	2,839	4,440	6,229	33,336	28,129	23,198	35,960	36,144
Total Animals, living "	5,073	5,030	2,841	4,448	6,229	35,336	29,129	25,898	47,460	36,144
APPAREL (including DRA- PERY, UNIFORMS, ACCOU- TREMENTS, BUT exclud- ing HOSIERY AND BOOTS AND SHOES) Value	—	—	—	—	—	2,53,428	2,42,653	1,30,490	1,46,667	1,87,441
ART, WORKS OF "	—	—	—	—	—	88,727	81,689	79,122	41,328	1,53,760
BOOKS, PRINTED, AND PRINTED MATTER (NOT BEING STATIONERY), including MAPS AND CHARTS Cwts.	374	376	446	417	494	97,902	86,038	66,126	1,09,815	82,017
BRISTLES "	3,076	3,371	3,063	2,505	2,150	13,15,361	14,91,589	13,59,135	12,93,805	9,82,466
BUILDING AND ENGINEER- ING MATERIALS, other than of IRON, STEEL, OR WOOD Value	—	—	—	—	—	1,29,552	1,08,873	77,222	80,315	74,040
CANDLES OF ALL KINDS . Lbs.	4	268,015	2	3	75,377	4
CASHEM Cwts.	2,019	1,941	615	577	659	65,502	85,223	24,212	18,850	15,560
CHEMICALS AND CHEMICAL PRE- PARATIONS (excluding CHE- MICAL MANURES AND MEDI- CINES)—										
Potassium Compounds— Saltpetre Cwts.	15,000	15,462	14,082	27,614	22,540	1,72,032	1,82,011	1,70,690	3,04,978	2,23,450
Other sorts of chemicals Value	—	—	—	—	—	1,06,514	1,90,312	1,42,616	1,38,150	1,23,552
Total Chemicals, etc. "	—	—	—	—	—	2,78,546	3,72,323	3,13,306	4,43,128	3,52,002
COAL AND COKE Tons	51,363	398	190	19,550	8,078	5,51,295	6,388	2,169	2,17,328	75,520
COFFEE Cwts.	49,446	75,386	40,777	68,536	78,488	43,97,784	66,93,212	39,68,176	54,11,895	52,18,541
COIL—										
Unmanufactured Tons	111	139	190	108	67	32,717	40,213	57,234	33,114	22,215
Manufactured (excluding rope) "	5,103	5,389	5,146	5,152	4,687	20,29,719	17,64,120	19,26,894	18,04,412	18,22,234
CORDAGE AND ROPE OF VEGETABLE FIBRE (ex- cluding JUTE AND OOT- TON) Cwts.	1,718	1,252	942	2,237	1,785	25,523	22,232	19,567	30,548	28,538
DRUGS AND MEDICINES (ex- cluding CHEMICALS AND NARCOTICS)—										
Cinchona bark Lbs.	69,795	173,529	138,104	74,533	88,781	40,464	90,002	90,874	37,778	34,181
Nuxvomica Cwts.	10,152	17,122	5,216	2,970	4,459	80,170	1,21,121	45,611	25,938	29,533
Senna "	4,348	8,444	5,478	7,162	5,539	1,05,803	1,53,722	1,07,986	1,55,403	1,21,227
Other sorts of drugs and medicines Value	—	—	—	—	—	1,86,559	2,37,658	2,74,717	2,34,382	3,62,045
Total Drugs and Medicines "	—	—	—	—	—	4,12,006	6,02,593	5,19,188	4,53,501	5,46,986
DYEING AND TANNING SUBSTANCES—										
Barks for Tanning Cwts.	1,250	—	3	..	2	25,163	—	90	..	24
Outch and Gambler "	24,982	28,115	29,433	28,845	29,869	5,24,039	4,98,002	5,60,360	5,60,885	5,56,005
Indigo "	367	452	245	215	135	75,330	1,26,005	58,830	58,507	39,980
Myrobalans "	674,735	699,942	534,839	513,839	687,363	39,37,629	46,78,947	35,80,633	33,69,266	38,39,705
Myrobalan extracts "	18,113	28,502	28,698	10,185	1,103	2,37,124	3,98,784	4,09,597	1,33,701	13,956
Turmeric "	5,739	8,157	8,532	9,989	7,044	75,596	1,32,262	1,66,538	1,69,485	1,21,447
Other sorts "	2,448	4,807	3,245	3,936	2,295	17,144	33,489	24,016	38,322	23,601
Total Dyeing and Tan- ning substances "	727,664	769,975	602,990	567,009	677,811	43,92,915	58,63,339	48,00,959	43,30,256	45,92,318
EARthenware and PORCE- LAIN Value	—	—	—	—	—	4,082	5,003	6,532	1,919	883
FIBRE FOR BRUSHES AND ROOMS Tons	918	1,158	669	863	776	3,53,657	4,37,129	2,83,948	3,89,374	3,01,689
FISH (excluding CANNED FISH)—										
Fishmaws and sharkins Cwts.	1,596	1,070	1,246	1,220	1,677	4,30,873	2,33,777	3,13,778	2,68,277	3,04,270
Other sorts "	132	137	118	150	24	5,196	4,597	4,160	4,431	1,123
Total Fish (excluding canned fish) "	1,828	1,207	1,364	1,370	1,701	4,36,069	2,38,374	3,17,938	2,72,708	3,05,393

No. 13—continued

UNITED KINGDOM—continued

EXPORTS THERE TO—continued

INDIAN MERCHANDISE—continued

ARTICLES	QUANTITY					VALUE				
	1926-27	1927-28	1928-29	1929-30	1930-31	1926-27	1927-28	1928-29	1929-30	1930-31
FODDER, BRAN, AND POLLARDS (excluding OIL-CAKE)—						£	£	£	£	£
Rice bran . . . Tons	159,820	176,094	191,734	186,891	166,140	70,20,441	81,07,480	1,04,82,195	85,11,561	45,60,457
Other sorts of bran and pollards . . . "	100	8,258	1,633	4	..	4,250	4,99,144	1,55,223	373	25
Other sorts of fodder . . . "	502	4,018	6	951	301	17,875	2,37,077	525	39,172	4,245
Total Fodder, Bran, and Pollards (excluding oilcake) . . . "	160,422	188,370	193,373	187,846	166,441	70,42,066	88,44,301	1,06,37,943	85,51,106	46,64,727
FRUITS AND VEGETABLES—										
Fresh fruits and vegetables . . . Value	—	—	—	—	—	6,530	7,958	9,404	6,947	6,941
Fruits and vegetables: dried, salted, or preserved, all sorts . Tons	188	279	183	524	556	1,13,096	1,98,750	1,30,188	4,05,931	2,00,837
Total Fruits and Vegetables Value	—	—	—	—	—	1,19,626	2,06,708	1,39,592	4,12,878	2,07,778
FURNITURE AND CABINETWARE . . . "	—	—	—	—	—	1,27,318	1,11,737	1,00,011	1,18,410	83,502
GRAIN, PULSE, AND FLOUR—										
Barley . . . Tons	64	33,412	26,832	4,850	898	9,225	40,02,957	31,70,236	5,79,452	74,379
Jowar and bajra . . . "	1,373	1,69,611	16	6
Maize "	..	5,908	449	316	6,67,090	48,235	19,942	..
Pulse—										
Beans "	5,914	8,997	5,639	6,666	4,048	4,82,774	7,51,734	7,05,888	11,41,736	2,04,854
Gram "	..	100	201	..	70	28	12,754	24,109	1	7,104
Lentils "	10,678	9,931	9,294	8,113	7,700	17,79,529	14,33,684	15,90,373	13,95,962	9,02,308
Other sorts "	12,791	14,562	10,725	6,914	7,071	17,64,329	18,23,980	14,20,122	10,06,539	7,09,302
Total Pulse "	29,353	33,590	25,859	21,693	18,834	40,26,660	40,22,152	37,49,578	35,44,238	19,13,565
Rice, not in the husk—										
Bolled rice "	3,408	2,599	3,684	2,739	3,770	6,45,492	5,35,386	6,35,166	4,35,704	5,60,518
Cleaned rice "	39,313	38,476	22,631	18,443	28,598	62,37,001	51,70,339	33,64,110	24,68,249	32,60,245
Broken cleaned rice "	14,566	13,608	8,812	18,355	25,347	14,45,327	15,52,318	9,56,682	21,06,582	23,21,143
Other sorts "	3,800	161	5,54,521	100	82	..	19,277
Total Rice, not in the husk "	61,027	49,683	35,327	39,537	57,876	88,82,341	72,58,043	49,56,040	50,10,535	61,51,183
Rice flour and ground rice "	..	422	361	..	10	..	77,850	83,990	..	1,890
Wheat "	140,866	251,053	79,418	6,904	175,283	2,14,29,165	3,66,16,047	1,10,80,559	9,74,980	1,70,07,539
Wheat flour "	22	624	..	2	1	5,165	1,09,631	127	556	269
Other sorts "	45	108	232	108	111	6,443	15,462	31,451	12,359	15,271
Total Grain, Pulse, and Flour "	232,780	374,800	165,478	73,470	253,058	3,45,28,610	5,27,69,232	2,81,06,211	1,01,42,058	2,52,24,087
GUMS AND RESINS . . . Cwts.	9,155	16,006	25,402	31,833	9,033	1,54,727	2,69,672	4,32,677	4,43,776	1,29,320
HARDWARE AND CUTLERY, including PLATED WARE . . . Value	—	—	—	—	—	1,12,293	57,393	84,912	61,413	44,732
HIDES AND SKINS, RAW—										
Hides, raw—										
Buffalo hides { Tons 334 879 498 220 437 } { =No. =24,513 =74,460 =35,095 =19,547 =42,178 }						1,61,611	5,42,747	2,89,376	1,38,643	2,07,624
Cow " { Tons 1,032 2,845 1,183 599 1,142 } { =No. =155,107 =364,290 =160,806 =75,191 =140,017 }						8,74,372	27,97,677	13,05,905	4,28,526	5,22,618
Buffalo calf skins { Tons 17 18 11 20 25 } { =No. =4,000 =5,465 =3,410 =5,880 =7,300 }						10,960	14,837	12,308	15,941	15,912
Cow calf skins { Tons 3 24 7 } { =No. =1,550 =11,000 =3,020 }						2,525	32,890	11,399
Other hides { Tons 1 4 7 2 37 } { =No. =100 =329 =510 =100 =2,888 }						357	1,295	2,734	462	20,204
Total Hides, raw { Tons 1,337 3,770 1,706 841 1,641 } { =No. =186,179 =455,544 =202,841 =100,818 =192,178 }						10,49,525	33,89,446	17,03,017	5,83,572	7,65,958

UNITED KINGDOM—continued

EXPORTS THERETO—continued

INDIAN MERCHANDISE—continued

ARTICLES	QUANTITY					VALUE				
	1926-27	1927-28	1928-29	1929-30	1930-31	1926-27	1927-28	1928-29	1929-30	1930-31
HIDES AND SKINS, RAW—contd.										
Skins, raw—										
Goatskins	Tons 1,011	896	631	553	1,002	32,22,638	28,90,563	18,25,823	19,76,566	27,00,26
	=No. =1,270,760	=1,318,299	=984,216	=1,078,066	=1,568,157					
Sheep skins	Tons 66	22	52	29	20	1,14,738	19,898	87,241	41,322	49,76
	=No. =85,495	=19,299	=69,712	=85,931	=48,909					
Other skins	Tons 34	80	19	95	58	3,92,110	9,14,784	3,29,990	10,37,076	4,43,40
	=No. =946,472	=519,837	=94,870	=534,618	=331,717					
Totalskins, raw	Tons 1,111	998	702	677	1,080	27,29,486	33,25,245	22,42,554	30,54,964	31,93,60
	=No. =2,302,727	=1,852,435	=1,148,298	=1,648,615	=1,948,773					
Total Hides and Skins, raw (excluding cuttings of Hides and Skins) Tons	2,498	4,768	2,408	1,518	2,721	37,79,311	67,14,691	39,45,571	36,35,536	39,59,261
Cuttings of hides and skins (raw)	221	597	924	57	881	46,542	1,04,827	1,51,518	1,09,804	1,63,141
HORNS, TIPS AND PIECES OF HORN Cwts.										
	15,797	13,598	15,911	13,020	6,586	3,50,305	3,29,747	3,78,230	3,19,963	1,28,611
INSTRUMENTS, APPARATUS, AND APPLIANCES, AND PARTS THEREOF Value										
	—	—	—	—	—	11,350	6,917	39,105	70,500	18,751
IVORY—										
Unmanufactured Lbs.	640	459	491	183	1,407	2,828	3,364	2,275	821	4,070
Manufactured Value	—	—	—	—	—	447	1,778	1,608	2,226	1,541
JEWELLERY (excluding IMITATION JEWELLERY AND PRECIOUS STONES AND PEARLS, UNSET), ALSO PLATE OF GOLD AND SILVER—										
Jewellery	—	—	—	—	—	19,100	21,848	6,564	16,659	12,575
Plate of gold and silver	—	—	—	—	—	38,709	47,470	31,475	26,231	29,283
Total Jewellery, also Plate of gold and silver	—	—	—	—	—	57,809	69,313	38,039	42,890	41,858
KAPOK Cwts.										
	7,703	8,974	10,046	4,057	3,408	4,82,023	5,09,996	4,15,552	1,92,275	1,87,709
LAC—										
Button	11,562	11,609	14,717	14,787	15,779	11,01,737	18,03,754	20,08,359	18,31,347	11,08,864
Seed	3,073	4,083	6,373	7,786	9,765	2,57,945	4,94,808	7,72,049	7,88,416	4,96,229
Shell	86,858	117,611	135,284	120,319	95,835	93,59,632	1,63,18,747	1,73,00,731	1,31,12,024	53,61,496
Stick	688	1,277	3,885	983	608	51,623	1,32,752	3,01,772	76,250	30,205
Other kinds (excluding lacdye)	904	148	459	1,130	1,491	48,736	8,059	19,338	48,770	33,814
Total Lac	103,085	134,728	161,218	145,005	123,478	1,09,09,673	1,97,58,115	2,04,92,299	1,58,51,807	70,30,608
LACQUERED WARE (OF INDIAN MANUFACTURE) Value										
	—	—	—	—	—	12,142	7,771	13,143	9,170	10,143
LEATHER—										
Hides, tanned or dressed—										
Buffalo hides	Tons 381	1,030	1,244	978	599	7,10,683	20,32,498	26,31,551	19,15,591	10,98,359
	=No. =86,843	=236,769	=271,730	=214,709	=149,322					
Cow hides	Tons 9,264	12,408	12,171	10,738	9,616	2,20,83,745	3,17,90,610	3,26,27,266	2,55,28,846	2,16,80,389
	=No. =3,005,070	=3,953,680	=3,891,070	=3,676,841	=3,214,291					
Buffalo calf skins	Tons 245	449	392	359	351	7,92,580	13,24,911	12,49,096	10,01,800	8,37,454
	=No. =293,490	=556,474	=458,848	=401,721	=389,589					
Cow calf skins	Tons 653	818	693	652	516	25,58,481	33,17,491	23,22,401	25,27,331	15,30,938
	=No. =1,026,745	=1,273,099	=1,044,060	=959,229	=729,171					
Other hides	Tons	1,239	..
	No.	=145	..					
Total Hides, tanned or dressed	Tons 10,548	14,705	14,500	12,777	11,082	2,61,45,489	3,85,24,510	3,93,30,314	3,09,74,807	2,51,47,136
	=No. =4,412,148	=6,020,022	=5,660,798	=5,252,645	=4,432,373					

No. 13—continued

UNITED KINGDOM—continued

EXPORTS THERE TO—continued

INDIAN MERCHANDISE—continued

ARTICLES	QUANTITY					VALUE				
	1926-27	1927-28	1928-29	1929-30	1930-31	1926-27	1927-28	1928-29	1929-30	1930-31
LEATHER—continued										
Skins, tanned or dressed—						£	£	£	£	£
Goat skins	Tons 3,866	3,667	3,259	2,897	2,986	2,25,17,652	2,44,87,357	2,27,41,898	2,05,72,609	1,70,69,501
	=No. =10,414,881	=11,378,255	=10,521,564	=9,540,358	=8,281,748					
Sheep skins	Tons 2,820	2,702	2,844	2,555	2,857	1,48,75,618	1,72,38,155	1,53,95,261	1,59,14,215	1,40,97,547
	=No. =8,761,050	=10,673,629	=8,769,552	=9,767,171	=9,138,260					
Other skins	Tons 14	53	50	100	62	2,90,654	12,89,692	10,80,413	22,44,143	11,21,633
	=No. =159,349	=655,274	=697,401	=1,484,170	=878,753					
Total skins, tanned or dressed	Tons 5,700	6,422	5,658	5,552	5,405	3,76,23,924	4,30,15,204	3,92,17,567	3,87,30,967	3,22,78,681
	=No. =19,335,880	=22,507,158	=19,988,517	=20,791,099	=18,295,770					
Total Hides and skins, tanned or dressed	Tons 16,248	21,127	20,153	18,329	16,487	6,88,29,413	8,15,89,714	7,85,47,881	6,97,05,774	5,74,25,616
	=No. =28,748,028	=28,527,180	=25,049,225	=26,044,344	=22,781,148					
Unwrought	Cwts. 318	628	954	829	1,088	2,83,155	3,42,805	3,76,426	2,89,601	4,70,924
Manufactures (excluding boots and shoes)	Value					23,176	2,870	7,438	5,046	4,983
Total Leather						6,40,85,744	8,18,35,895	7,99,31,745	6,99,50,421	5,79,06,823
MACHINERY AND MILLWORK										
						10,232	9,268	18,186	11,457	5,268
MANURES—										
Bones, crushed	Tons 256	422	546	260	..	33,030	53,603	69,948	32,218	38
Bonemeal	3,421	3,569	2,133	3,894	4,065	2,71,741	3,33,053	1,74,713	2,92,297	2,06,288
Fish manures and guano	16	18	40	..	5	1,710	1,926	5,290	..
Hornmeal	75	..	1,071	344	346	8,113	..	1,10,011	83,399	88,305
Other kinds	5	12	259	182	549	479	8,200	24,110	23,985	36,806
Total Manures	3,757	4,019	4,023	4,720	4,960	3,13,368	3,96,508	3,80,705	3,87,189	3,09,405
Mats and Matting (except coir and rubber)	Sq. yds. 4,645	4,298	1,502	19,942	16,504	3,657	4,679	2,464	4,588	9,048
METALS AND ORES—										
Brass, Bronze, and similar alloys and manufactures thereof	Cwts. 740	890	1,163	2,715	475	92,586	1,45,921	1,41,776	1,94,086	90,116
Chromite (chrome iron ore)	Tons 2,875	1,715	1,500	1,600	2,454	87,250	64,275	45,000	50,510	88,025
Copper (excluding ore)	Cwts. 954	1	3	119	776	12,142	226	400	3,910	10,326
Ferro Manganese	Tons 311	1,500	55,765	45,000
Iron or Steel (excluding ore)	16,160	21,062	5,522	71,835	98,953	7,30,352	9,52,093	2,48,670	38,40,540	33,46,601
Lead	Cwts. 341,140	472,720	757,485	931,478	1,152,953	77,11,223	80,15,104	1,13,32,558	1,54,80,120	1,66,66,965
Manganese ore	Tons 57,720	234,223	166,940	292,377	114,010	15,23,511	63,19,520	47,60,027	86,64,816	84,22,883
Feruginous Manganese ore	8,250	2,47,500
Tin ore	32	38	269	1,123	659	64,201	87,148	5,91,043	26,74,216	11,97,818
Tin unwrought	Cwts. 2,380	4,016	2,155	4,293	1,913	1,56,193	2,46,758	1,07,788	1,35,817	59,983
Wolfram ore	Tons 1,337	2,084	416	1,247	3,394	22,51,810	35,42,474	3,23,367	19,61,166	52,46,991
Zinc or spelter	Cwts. 91	843	..	1,244	1	91,005	1,717	..	7,960	50
Other ores	Tons 801	2,820	2,297	1,810	1,484	43,597	76,998	4,16,811	2,04,974	80,214
Other metals, excluding ores	Cwts. 4,600	6,197	19,587	17,920	1,616	34,025	14,831	1,65,733	2,86,537	74,545
Total Metals and Ores	96,734	295,880	215,963	417,380	278,631	1,28,58,660	1,97,59,562	1,81,33,179	3,30,03,108	3,07,87,157
MICA—										
In blocks	Cwts. 7,071	8,440	6,914	8,967	8,247	19,29,207	19,88,025	18,25,254	21,83,195	15,05,472
Splittings	27,813	29,709	33,669	33,170	26,028	28,28,741	22,73,613	24,66,111	21,21,247	19,57,586
Total Mica	35,484	38,149	40,583	42,137	34,275	47,57,948	42,61,538	42,91,365	42,59,442	34,63,058
OILS—										
Essential—										
Clronella oil	274	778	1,929	267	..	5,378	5,155	18,911	2,700	..
Ginger grass oil	463	140	346	355	183	20,095	6,750	15,251	17,275	7,500
Lemon grass oil	9,407	12,841	14,943	13,490	4,986	1,09,468	2,20,981	2,47,241	1,83,080	63,181

UNITED KINGDOM—continued

EXPORTS THERETO—continued

INDIAN MERCHANDISE—continued

ARTICLES	QUANTITY					VALUE				
	1926-27	1927-28	1928-29	1929-30	1930-31	1926-27	1927-28	1928-29	1929-30	1930-31
						₹	₹	₹	₹	₹
OILS—continued										
Essential—continued										
Palma rosa oil . Gals.	1,638	1,067	578	1,023	295	79,251	62,443	35,295	58,500	14,
Sandalwood oil . "	8,167	6,359	5,492	5,065	1,084	11,68,002	9,18,639	8,09,191	7,54,359	1,68,
Thymol oil . "	..	199	16,408
Other sorts . "	372	..	1	104	1	25,079	..	46	4,881	..
Total Essential Oils . "	20,308	21,384	23,239	20,304	6,549	14,67,773	12,36,376	11,25,944	10,18,795	2,54,
Mineral—										
Petroleum, Dangerous flashing below 76° F. including Petrol, Benzine and Benzol . Gals.	2,218,496	488	..	24,25,129	350	..
Other kinds . "	1,959	672	3,568	1,311	396	1,218	463	12,698	2,710	1,1
Vegetable, non-essential—										
Castor . . . "	467,215	264,436	336,763	318,126	309,174	10,30,463	5,67,631	7,81,953	6,87,285	6,30,6
Coconut . . . "	82,013	31,425	17,405	14,881	13,146	1,96,657	82,736	41,783	34,560	27,6
Groundnut . . . "	10	24	9,307	20	90	10,6
Mustard or rape . . "	1,631	3,546	2,973	3,779	3,712	5,768	10,882	9,184	11,962	11,96
Other sorts . . . "	1,592	16,551	1,722	1,206	1,325	9,672	35,309	14,473	12,713	10,11
Total Vegetable, non-essential . . "	552,501	316,008	358,873	333,016	337,164	12,42,560	6,96,508	8,47,413	7,46,610	6,91,04
Total Oils . "	2,793,264	338,064	385,730	360,119	344,109	51,36,680	19,33,347	19,86,055	17,68,465	9,46,55
OIL CAKES—										
Cotton seed cake . Tons	1,550	2,515	1,274	1,987	1,119	1,52,476	2,45,532	1,15,447	1,94,530	90,381
Groundnut cake . . "	58,418	56,268	66,060	76,525	93,995	47,45,107	56,29,669	67,54,371	77,60,722	69,09,004
Linseed cake . . . "	26,937	33,692	31,809	32,947	17,611	36,06,945	43,28,977	41,62,725	38,97,238	20,64,431
Rape and sesamum cake . "	26	181	308	412	339	4,911	22,559	39,642	43,807	28,976
Others "	1,046	1,732	976	220	929	1,15,416	1,72,907	83,592	21,472	63,597
Total Oil cakes . . "	87,977	94,338	100,127	112,091	113,993	86,24,855	1,03,99,644	1,11,55,777	1,19,22,819	91,56,389
PAINTS AND PAINTERS' MATERIALS—										
Paints and colours . Cwts.	9,453	7,804	10,337	10,609	5,640	39,418	38,105	1,00,433	91,433	42,194
Painters' materials . Value	—	—	—	—	—	4,07,266	5,94,542	7,37,984	2,69,376	1,80,971
Total Paints and Painters' materials . . "	—	—	—	—	—	4,96,684	6,32,647	8,38,417	3,30,809	2,23,165
PAPER MAKING MATERIALS Cwts.										
PARAFFIN WAX . Tons	4,578	4,182	4,653	3,889	2,742	78,231	77,209	1,06,508	86,605	44,502
PERFUMERY (not being PERFUMED SPIRITS) including MUSK . Value	13,038	15,133	12,380	22,489	9,933	67,16,102	69,01,030	57,18,931	1,12,40,370	47,41,141
PLANTS, LIVING (including BULBS) . . . "	—	—	—	—	—	1,965	13,961	1,190	1,444	10,355
PRECIOUS STONES AND PEARLS UNSET . . . "	—	—	—	—	—	5,687	8,965	3,964	10,147	11,247
PRINTING AND LITHOGRAPHING MATERIALS (excluding PAPER) . . "	—	—	—	—	—	11,200	..	4,100	1,500	..
PRINTING AND LITHOGRAPHING MATERIALS (including PAPER) . . "	—	—	—	—	—	375	10,190	3,950	1,707	..

No. 13—continued

UNITED KINGDOM—continued

EXPORTS THERE TO—continued

INDIAN MERCHANDISE—continued

ARTICLES	QUANTITY					VALUE				
	1926-27	1927-28	1928-29	1929-30	1930-31	1926-27	1927-28	1928-29	1929-30	1930-31
PROVISIONS AND OILMAN'S STORES—						£	£	£	£	£
Ghi Cwts.	1,265	1,643	1,336	1,556	2,085	1,47,674	1,66,449	1,48,518	1,63,651	2,24,540
Pickles, chutnies, and condiments "	18,450	17,622	16,750	16,043	15,147	5,44,898	5,49,571	5,21,418	5,42,760	4,60,229
Other sorts of provisions "	812	1,584	2,020	802	1,405	50,463	1,19,719	83,470	64,294	41,664
Total Provisions and oilman's stores "	18,527	20,849	20,106	18,401	18,637	7,43,035	8,35,739	7,53,406	7,70,705	7,26,433
RAILWAY PLANT AND ROLLING-STOCK—										
Teak Keys (a) Tons	698	2,740	—	—	—	1,30,443	4,74,562	—	—	—
RUBBER—										
Raw Lbs.	10,245,699	12,414,502	9,663,163	11,841,728	11,614,386	1,17,66,020	1,25,24,450	74,62,523	87,29,018	69,31,304
Manufactures Value	—	—	—	—	—	50,680	7,550	2,244	56	14,617
SEEDS—										
Oil-seeds—										
Essential Tons	697	837	581	428	343	1,76,359	2,02,001	1,50,581	1,69,847	76,070
Non-essential—										
Castor "	22,983	32,540	27,052	24,672	19,556	44,14,667	71,22,601	55,04,461	49,60,766	33,22,734
Copra or coconut kernel "	813	—	—	—	—	3,25,212	—	50	—	—
Cotton "	42,533	148,733	119,868	56,797	40,538	38,65,180	1,40,61,514	1,22,18,163	53,69,626	21,83,128
Groundnuts "	16,969	25,414	47,952	53,240	47,159	44,07,237	63,38,948	1,20,81,207	1,24,36,847	71,52,358
Linseed "	49,550	57,451	18,072	79,536	67,605	1,00,13,607	1,12,17,044	87,22,895	1,30,04,269	1,24,08,582
Mowra or mowra "	1,600	400	150	—	100	2,60,449	61,375	24,035	—	10,014
Mustard "	10	—	—	—	30	3,600	—	405	—	8,759
Niger "	287	338	214	239	471	65,159	79,954	50,775	47,498	74,943
Poppy "	—	25	5	12	—	—	9,000	1,272	3,750	25
Rape "	9,224	12,266	28,722	7,840	10,623	21,25,142	26,50,593	61,68,743	16,25,406	14,85,818
Sesamum (til or jinjil) "	—	272	6,478	3,458	—	—	65,078	15,85,923	8,04,922	—
Other sorts "	590	1,619	205	350	163	83,123	2,34,408	26,456	46,818	21,439
Other than oil-seeds "	277	197	122	65	11	24,660	30,010	21,407	17,581	3,620
Total Seeds "	115,433	280,092	249,421	226,632	178,604	2,57,64,400	4,20,73,426	4,15,76,378	4,35,77,330	2,67,52,490
SHELLS AND COURIES Value	—	—	—	—	—	1,26,160	1,33,982	1,21,265	1,18,457	1,05,250
Specimens illustrative of natural science "	—	—	—	—	—	57,645	45,637	25,621	25,027	33,170
SPICES—										
Cardamoms Cwts.	2,437	1,627	827	1,732	1,290	8,29,662	4,64,048	2,48,458	4,31,039	2,37,104
Chillies "	93	575	1,235	210	134	5,214	17,946	33,643	7,172	4,212
Cinnamon "	74	40	116	78	18	4,315	2,400	9,225	6,600	1,300
Ginger "	8,908	8,505	1,062	4,631	5,078	2,65,236	2,75,089	55,035	1,90,639	1,50,365
Pepper "	16,823	38,397	17,630	21,934	14,194	9,30,515	81,32,968	*16,70,318	19,66,083	6,86,100
Other sorts "	1	557	483	4	51	25	23,677	15,044	850	4,406
Total Spices "	25,336	47,791	21,383	28,739	20,765	20,64,967	39,16,658	20,31,753	26,01,913	10,83,277
STATIONERY (excluding PAPER) Value	—	—	—	—	—	5,973	2,403	2,636	5,362	3,840

* continued from 1928-29.
(a) Shown under wood and timber from 1928-29.

UNITED KINGDOM—continued

EXPORTS THERETO—continued

INDIAN, MERCHANDISE—continued

ARTICLES	QUANTITY					VALUE				
	1926-27	1927-28	1928-29	1929-30	1930-31	1926-27	1927-28	1928-29	1929-30	1930-31
STONE AND MARBLE . Tons	203	10	5	2	665	£ 5,098	£ 4,000	£ 640	£ 120	£ 18,205
SUGAR— Molasses including Palmyra and Cane Jaggery	100	155	1	..	15	15,770	24,413	152	1
Other sorts	1	1	934	613	350	7	..
Total Sugar	101	156	1	..	949	16,383	24,763	159	1
Tallow and Stearine (including grease and animal fat) Cwts.	9	144	151	390	5,690	5,277
TEA— Black Lbs.	290,478,393	306,142,708	298,421,576	316,895,650	297,931,211	24,59,55,906	28,37,46,313	22,32,57,123	22,16,62,770	19,89,79,838
Green	1,220,831	943,589	439,084	465,244	938,040	9,26,940	6,61,833	2,76,692	2,71,216	4,78,778
Total Tea	291,699,224	307,086,297	298,860,660	317,360,894	298,869,251	24,68,82,846	28,44,08,146	22,35,33,815	22,19,33,986	19,94,58,125
TEA WASTE, FOR THE MANU- FACTURE OF CAFFEINE	116,720	219,152	35,502	14,022	309,245	13,804	31,495	4,500	1,818	31,445
TEXTILES— Cotton— Raw Tons	15,464	28,600	48,059	48,255	50,148	1,54,50,211	2,38,62,438	4,42,61,118	4,31,41,033	3,00,07,346
Waste Cwts.	54,082	36,260	82,907	49,411	54,271	11,46,146	11,28,061	13,09,279	15,18,121	12,07,325
Twist and yarn Lbs.	283,040	355,346	262,323	155,680	219,046	1,50,017	2,23,567	1,59,717	86,231	97,922
Manufactures— Canvas Yards	1,411	7,267
Handkerchiefs and shawls in the piece No.	1,385,609	3,295,505	2,796,874	4,410,372	2,181,595	14,89,578	35,01,017	26,51,050	40,41,328	18,89,825
Piece-goods Yards	34,673	29,220	47,150	49,077	56,698	10,758	18,557	18,201	25,141	19,769
Other sorts of manu- factures Value	—	—	—	—	—	55,838	57,599	34,529	69,512	27,846
Total Cotton manufactures (including twist and yarn)	—	—	—	—	—	17,15,136	38,00,740	28,70,764	42,22,262	19,85,362
Haberdaashery and Millinery Value	—	—	—	—	—	3,83,955	2,36,383	3,25,703	3,25,208	1,08,516
Hemp (chiefly senn)— Raw Cwts.	69,692	77,178	62,155	72,709	33,449	14,49,101	15,19,573	9,69,772	11,94,182	4,71,052
Jute— Raw Tons	172,889	222,072	201,833	164,751	107,909	6,18,56,000	7,63,06,746	7,57,02,944	5,56,05,712	2,23,36,899
Twist and yarn Lbs.	19,267	6,720	50,771	293,411	62,037	6,407	1,374	18,889	63,437	12,790
Manufactures— Sacking Gunny bags No.	20,385,418	24,908,420	25,019,860	29,416,676	19,180,876	1,18,13,903	1,26,01,804	1,36,11,230	1,22,62,001	67,04,067
Hessian	18,467,378	21,212,780	18,684,110	23,629,600	20,893,990	66,00,483	74,67,679	69,94,695	78,10,964	53,94,549
Total Gunny bags	38,852,796	46,121,200	44,603,970	53,046,276	40,074,866	1,84,14,386	2,00,69,488	2,06,05,925	2,00,72,965	1,20,98,612
Sacking Gunny cloth Yards	1,989,200	3,703,016	53,59,058	5,587,902	2,613,507	4,53,939	7,71,335	11,05,421	13,02,359	4,76,021
Hessian	48,403,770	27,443,400	23,817,041	53,005,420	37,573,750	97,54,019	55,76,540	53,56,517	1,02,49,725	54,58,568
Total Gunny cloth	50,392,970	31,146,416	29,176,094	58,593,322	40,187,257	1,02,12,958	63,48,375	64,61,938	1,14,52,584	59,34,589
Rope and twine Cwts.	733	643	630	500	123	31,948	35,450	22,047	17,249	6,000
Other sorts Value	—	—	—	—	—	290	48,815	1,35,230	1,29,542	1,26,470
Total Jute manufactures (including twist and yarn)	—	—	—	—	—	2,86,65,939	2,05,08,497	2,72,89,029	3,17,35,777	1,81,79,331
Silk— Raw Lbs.	193,717	105,349	120,973	195,063	91,521	5,35,259	5,08,034	7,84,343	12,03,913	1,08,801
Manufactures— Silk piece-goods Yards	8,360	9,631	15,246	10,381	3,509	14,400	15,723	26,354	20,135	5,455
Other sorts Value	—	—	—	—	—	300	—	341	815	70
Total Silk manufactures	—	—	—	—	—	14,790	15,723	26,695	20,950	5,525
Wool— Raw Lbs.	40,567,329	43,847,056	45,554,957	40,094,790	26,809,273	3,59,67,102	3,31,28,490	3,04,05,190	3,52,23,469	2,27,35,471

No. 13—continued

 UNITED KINGDOM—continued
 EXPORTS THERE TO—continued

INDIAN MERCHANDISE—concluded.

ARTICLES	QUANTITY					VALUE				
	1926-27	1927-28	1928-29	1929-30	1930-31	1926-27	1927-28	1928-29	1929-30	1930-31
TEXTILES—continued										
Wool—continued										
Manufactures—						£	£	£	£	£
Carpets and rugs . . . Lbs.	2,133,887	3,151,001	2,886,866	2,608,282	2,718,770	37,20,102	47,86,357	46,17,420	38,24,915	38,22,535
Piece goods . . . Yards	4,749	566	4,309	449	120	7,517	1,459	5,000	940	600
Other sorts . . . Value	—	—	—	—	—	93,818	52,622	68,098	48,638	20,231
Total Woollen manufactures ..	—	—	—	—	—	38,21,437	48,40,838	46,90,518	38,74,488	38,49,366
Other textiles—										
Raw . . . Cwts.	..	646	150	98	10,180	2,520	1,440	..
Manufactured . . . Value	—	—	—	—	—	2,628	800	33,940	233	75
TOBACCO—										
Unmanufactured . . . Lbs.	10,308,073	7,606,845	11,589,552	10,558,008	9,955,617	38,51,212	25,16,032	46,77,021	41,34,185	37,80,882
Manufactured—										
Cigars	44,670	53,416	37,349	52,437	45,449	67,091	63,315	58,085	50,751	64,311
Other sorts	237	14,750	20,362	..	63	200	5,562	10,660	..	100
Total Tobacco	10,352,980	7,675,011	11,647,268	10,610,440	10,001,148	39,18,503	25,84,909	47,46,866	41,93,866	38,45,293
TOYS AND REQUISITES FOR GAMES AND SPORTS, including FISHING TACKLE (other than FIREARMS) . . . Value										
	—	—	—	—	—	58,118	52,956	60,820	84,527	48,347
VEHICLES (excluding LOCOMOTIVES, WAGONS, AND RAILWAYS) . . . Value										
	—	—	—	—	—	723	326	14	6,638	11,898
WAX OF ALL KINDS, other than PARAFFIN WAX (excluding CANDLES) . . . Cwts.										
	3,066	1,017	398	2,929	881	1,20,079	92,558	42,395	67,196	82,904
WOOD AND TIMBER—										
Teak wood . . . Cubic Tons	29,446	24,274	28,689	31,164	22,813	83,97,409	71,44,224	86,03,460	92,45,452	65,78,806
Teak keys (a) . . . Tons	—	—	2,665	3,007	2,941	—	—	4,80,066	5,33,862	5,04,276
Sandal Tons	26	25	40	28	50	33,331	34,408	67,905	41,107	78,590
Other kinds of wood and timber . . . Value	—	—	—	—	—	81,714	1,78,862	1,49,739	2,45,831	2,24,904
Manufactures of wood, other than furniture and cabinetware . . .	—	—	—	—	—	37,033	24,085	36,181	59,212	30,055
Total Wood and Timber ..	—	—	—	—	—	85,49,537	73,76,574	93,46,411	1,01,35,514	74,11,682
POSTAL ARTICLES										
	—	—	—	—	—	61,29,430	76,50,198	67,99,818	64,50,841	68,55,294
ALL OTHER ARTICLES OF MERCHANDISE										
	—	—	—	—	—	7,29,610	7,90,870	6,98,644	6,51,103	5,18,732
GRAND TOTAL	—	—	—	—	—	63,88,78,458	77,87,44,427	69,04,33,078	66,55,64,756	51,77,38,861

(a) Recorded under " Railway plant and rolling stock " prior to 1925-26.

UNITED KINGDOM—continued

EXPORTS THERE TO—continued

FOREIGN MERCHANDISE

ARTICLES	QUANTITY					VALUE				
	1926-27	1927-28	1928-29	1929-30	1930-31	1926-27	1927-28	1928-29	1929-30	1930-31
ANIMALS, LIVING <i>Et cetera</i> . . . No.	73	77	68	81	76	R 1,43,140	R 1,04,525	R 1,10,615	R 1,14,095	R 85,455
APPAREL (including DRAPEY, UNIFORMS, ACCOUTREMENTS, but excluding HOSIERY AND BOOTS AND SHOES) . Value	—	—	—	—	—	5,43,581	3,77,356	4,87,898	4,67,021	4,00,945
ARMS, AMMUNITION, AND MILITARY STORES—										
Firearms, and parts thereof . . . "	—	—	—	—	—	80,943	98,988	1,01,230	1,21,016	1,20,708
Other sorts . . . "	—	—	—	—	—	4,317	2,102	3,379	10,675	1,793
Total Arms, Ammunition, and Military Stores . . . "	—	—	—	—	—	85,260	1,01,090	1,04,609	1,31,691	1,22,500
ART, WORKS OF (other than PICTURES) . . . "	—	—	—	—	—	6,475	21,784	42,103	92,231	17,182
BOOKS, PRINTED, AND PRINTED MATTER (not being STATIONERY), including MAPS AND CHARTS . . . Cwts.	754	751	1,030	873	1,278	1,81,392	1,72,177	2,44,069	2,01,061	3,48,270
BOOTS AND SHOES . . . Pairs	1,741	5,042	624	849	2,039	8,798	12,011	7,092	6,144	11,883
BUILDING AND ENGINEERING MATERIALS other than OF IRON, STEEL OR WOOD . . . Value	—	—	—	—	—	232	60	2,567	4,343	13,513
CHEMICALS AND CHEMICAL PREPARATIONS (excluding CHEMICAL MANURES AND MEDICINES) . . . "	—	—	—	—	—	68,874	18,595	10,862	9,395	4,982
CHINESE AND JAPANESE WARE (including LACQUERED WARE, but excluding BATHING- WARE AND PORCELAIN) . . . "	—	—	—	—	—	39,482	27,094	37,032	27,078	31,950
CLOCKS AND WATCHES AND PARTS THEREOF . . . "	—	—	—	—	—	11,084	12,537	3,938	6,132	4,521
COAL AND COKE . . . Tons	12,488	12,578	4,520	8,495	4,139	2,73,402	2,69,021	1,09,747	1,69,205	80,805
GALLERY . . . Value	—	—	—	—	—	28,527	14,057	13,621	24,548	22,638
DRUGS AND MEDICINES (excluding CHEMICALS AND NARCOTICS)—										
Quinine salts . . . Lbs.	47	550	185	151	505	1,100	1,100	3,800	5,080	7,517
Other sorts . . . Value	—	—	—	—	—	22,401	43,520	23,483	26,738	23,200
Total Drugs and Medicines . . . "	—	—	—	—	—	23,501	44,620	32,283	31,818	30,717
DYEING AND TANNING SUB- STANCES—										
Alizarine . . . Lbs.	112	230	—	10,825	—	100	150	—	8,016	—
Aniline . . . "	—	11,508	16,063	3,848	17,740	—	22,583	37,751	11,859	31,945
Other sorts . . . Value	—	—	—	—	—	9,055	1,400	5,825	810	1,402
Total Dyeing and Tan- ning substances . . . "	—	—	—	—	—	9,155	24,133	43,576	20,685	33,347
EARTHENWARE AND PORCE- LAIN . . . "	—	—	—	—	—	36,069	27,010	31,303	61,921	45,150
ELECTROPLATED WARE . . . "	—	—	—	—	—	48,247	22,364	22,265	41,813	35,984
FISH (excluding CANNED FISH)—										
Fishmaws and sharkfins Cwts.	513	205	105	223	253	1,62,500	48,850	21,000	51,800	55,300
FRUITS AND VEGETABLES . Value	—	—	—	—	—	2,24,495	1,79,751	2,11,230	1,21,882	1,71,328

No. 13—continued
 UNITED KINGDOM—continued
 EXPORTS THERE TO—continued

FOREIGN MERCHANDISE—continued

ARTICLES	QUANTITY					VALUE				
	1926-27	1927-28	1928-29	1929-30	1930-31	1926-27	1927-28	1928-29	1929-30	1930-31
FURNITURE AND CABINET- WARE Value	—	—	—	—	—	£	£	£	£	£
GLASS AND GLASSWARE "	—	—	—	—	—	41,165	63,104	49,492	29,910	96,817
RAIN PUTS AND FLOUR— Wheat Tons	4,195	..	41,102	27,453	24,792	47,581	56,965
GUMS AND RESINS— Arabic Cwts.	..	101	..	28	86	..	2,842	..	840	3,897
Olibanum or frankincense "	231	161	150	586	582	8,110	6,825	6,250	19,956	19,614
Other sorts "	1,241	1,546	2,138	1,104	277	1,07,327	1,33,559	1,29,192	57,455	26,520
Total Gums and Resins "	1,472	1,808	2,283	1,718	945	1,15,437	1,43,026	1,35,442	78,251	50,021
HARDWARE (excluding CUTLERY AND ELECTRO- PLATED WARE) Value	—	—	—	—	—	3,73,949	4,81,710	4,54,538	5,09,220	4,96,876
HIDES AND SKINS, RAW— Skins, raw { Tons { =No.	305 =926,325	415 =1,527,055	318 =1,315,545	202 =821,950	200 =833,666	1,10,06,271	1,39,93,528	1,49,72,631	1,03,69,015	99,58,579
INSTRUMENTS, APPARATUS, AND APPLIANCES, AND PARTS THEREOF— Electrical Value	—	—	—	—	—	1,84,271	1,58,676	1,23,865	2,91,019	1,26,314
Musical— Talking machines and accessories "	—	—	—	—	—	6,198	8,695	6,758	20,881	1,45,269
Other sorts "	—	—	—	—	—	33,036	34,576	18,875	21,948	21,911
Total Musical Instruments "	—	—	—	—	—	39,234	43,271	25,633	42,829	1,67,180
Optical "	—	—	—	—	—	4,518	2,735	3,540	1,604	8,637
Photographic "	—	—	—	—	—	24,414	1,20,651	12,696	23,321	31,820
Other kinds "	—	—	—	—	—	94,624	92,627	1,55,111	93,054	1,34,501
Total Instruments, Ap- paratus, and Appliances "	—	—	—	—	—	3,47,061	4,26,960	3,20,845	4,51,827	4,68,452
IVORY, UNMANUFACTURED Lbs.	4,047	3,772	3,744	2,652	1,051	24,655	27,349	27,993	17,927	6,085
.. MANUFACTURED Value	—	—	—	—	—	27,135	1,585	..	6,535	161
Total Ivory "	—	—	—	—	—	51,790	28,934	27,993	24,462	6,246
JEWELLERY (excluding IMITATION JEWELLERY AND PRECIOUS STONES AND PEARLS, UNSET), ALSO PLATE OF GOLD AND SILVER— Jewellery "	—	—	—	—	—	1,52,790	28,451	14,684	39,711	45,035
Plate of gold and silver "	—	—	—	—	—	1,55,572	1,49,544	99,793	1,50,382	2,39,084
Total Jewellery, also plate of gold and silver "	—	—	—	—	—	3,08,362	1,77,995	1,14,477	1,90,093	2,84,099
LEATHER— Hides and skins, tan- ned or dressed— Hides, tanned or dressed { Tons { =No.	1 =245	2,650
Skins, tanned or dressed { Tons { =No.	8 =20,240	8 =25,809	7 =46,377	9 =59,934	25 =114,222	93,617	1,36,943	4,16,640	2,28,424	3,87,647
Unwrought Cwts.	8	5	4	8	17	2,327	3,448	989	2,703	3,063
Manufactures (exclud- ing boots and shoes) Value	—	—	—	—	—	43,058	39,641	33,604	38,989	45,719
Total Leather "	—	—	—	—	—	1,39,032	1,80,032	4,53,883	3,20,116	4,36,428
LIQUORS— Ale, Beer and Porter Gals.	145	978	3,048	1,387	1,740	555	2,197	3,419	3,796	5,540
Brandy "	117	206	..	2,867	6	..	2,256	8
Whisky "	204	193	165	107	671	3,846	6,334	3,428	3,038	17,401
Wines "	1,089	87	26	67	80	15,579	1,640	280	1,500	7,896
Other sorts of Liquors "	139	225	35	64	231	2,103	7,887	972	1,164	3,299
Total Liquors "	1,694	1,489	3,274	1,631	2,722	24,970	18,564	3,099	11,754	24,144

UNITED KINGDOM—continued

EXPORTS THERE TO—continued

FOREIGN MERCHANDISE—continued

ARTICLES	QUANTITY					VALUE				
	1926-27	1927-28	1928-29	1929-30	1930-31	1926-27	1927-28	1928-29	1929-30	1930-31
MACHINERY AND MILLWORK—										
Prime-movers (other than electrical)	—	—	—	—	—	49,858	27,545	37,515	1,51,147	65,494
Electrical machinery of all kinds	—	—	—	—	—	1,32,347	66,355	81,242	41,818	88,096
Other sorts of machinery	—	—	—	—	—	6,07,248	6,58,318	6,64,696	5,91,005	7,01,019
Total Machinery and Millwork	—	—	—	—	—	7,89,453	7,52,218	7,83,456	7,84,055	8,54,609
MACHINES (Gross of boxes)	5,200	9,152
METALS AND ORES—										
Brass, Bronze, and similar alloys and manufactures thereof, wrought	325	3,932	684	3,781	225	19,171	1,17,711	40,219	1,45,574	12,094
Copper	1,040	1	24	249	14	64,655	62	1,180	13,600	760
Iron or Steel	214	800	1,218	183	384	98,457	2,59,211	1,72,047	68,108	1,12,701
Lead	292	40	106	..	7	3,728	700	3,566	10	800
Tin	6	..	261	475	..	12,367
Others	153	144	246	93	63	1,07,336	1,04,731	1,76,939	71,127	37,997
Total Metals and Ores	450	1,203	1,518	474	459	2,93,817	4,82,415	4,06,338	2,98,504	1,64,352
OILS—										
Essential	27	8	2	241	145	1,200	425	300	2,750	3,253
Mineral	781,676	2,202,433	1,198,654	2,298,605	865,890	1,59,261	4,35,495	2,59,515	4,55,147	1,77,245
Vegetable, non-essential	3	4	120	23	12	12	16	400	38	14
Total Oils	781,716	2,202,445	1,198,776	2,298,874	865,987	1,59,474	4,35,936	2,60,215	4,57,935	1,80,512
PAINTS AND COLOURS	324	422	832	573	4,741	7,313	22,845	38,048	17,835	67,256
PAPER AND PAPERBOARD	—	—	—	—	—	8,768	5,431	10,454	928	1,260
PERFUMERY NOT BEING PERFUMED SPIRIT	—	—	—	—	—	..	12,395	847	1,598	3,196
PRINTING AND LITHOGRAPHING MACHINERY AND MATERIALS (excluding PAPER)	—	—	—	—	—	9,515	38,718	23,433	98,025	56,755
PRINTS, ENGRAVINGS, AND PICTURES	—	—	—	—	—	22,898	27,932	15,260	40,195	50,469
PROVISIONS AND OILMAN'S STORES (excluding FISH AND FRUITS AND VEGETABLES)	512	319	599	519	611	29,269	35,998	1,20,095	83,181	1,36,183
RAILWAY PLANT AND ROLLING-STOCK†	—	—	—	—	—	6,976	49,861	—	—	—
RUBBER RAW AND MANUFACTURES	—	—	—	—	—	33,898	11,460	65,075	42,598	2,88,359
SHELLS AND COWRIES	—	—	—	—	—	31,200	71,225	99,447	60,507	23,840
SOAP	15	46	107	70	51	510	2,618	5,396	2,765	2,354
SPICES—										
Cloves	343	21,923
Other sorts	..	106	30	..	1	..	6,640	900	15	50
Total Spices	343	106	30	..	1	21,923	6,640	900	15	50
STATIONERY (excluding paper)	—	—	—	—	—	18,473	12,133	35,890	21,455	19,264
SUGAR—										
Sugar, 16 Dutch standard and above†	..	201	7	40,178
Others	383	45
Total Sugar	..	201	390	40,178	45
TEXTILES—										
Cotton—										
Raw	490	1,653	270	565	21	6,93,376	26,50,757	8,75,204	7,66,434	24,903

† Discontinued from 1922-23.

No. 13—continued
 UNITED KINGDOM—concluded
 EXPORTS THERE TO—concluded

FOREIGN MERCHANDISE—concluded

ARTICLES	QUANTITY					VALUE				
	1926-27	1927-28	1928-29	1929-30	1930-31	1926-27	1927-28	1928-29	1929-30	1930-31
TEXTILES—continued										
Cotton—continued										
Twist and yarn . . . Lbs.	5,015	5,012	2,800	1,429	1,088	8,317	8,931	3,853	2,348	2,930
Manufactures—										
Hosiery . . . Value	—	—	—	—	—	21,133	630	675	930	2,395
Piece goods—										
Grey (unbleached) Yards	9,038	8,557	856	8,755	11,765	2,510	2,392	107	1,327	2,359
White (bleached) . . . "	8,708	5,298	4,973	10,332	12,015	5,473	1,766	4,610	5,694	9,294
Coloured, printed, or dyed . . . "	63,112	37,895	33,094	65,195	83,053	55,730	15,697	20,588	30,561	30,353
Fonts of all descriptions . . . "	34,529	7,825	8,180	14,088	5,260	12,334	5,060	8,455	8,375	1,301
Total Piece goods . . . "	115,387	59,575	51,553	98,320	112,083	76,047	24,916	28,760	40,957	52,387
Thread sewing . . . Lbs.	—	1,084	—	14,862	—	—	1,840	—	15,050	—
Other sorts of manufactures . . . Value	—	—	—	—	—	14,137	14,532	3,400	847	7,695
Total Cotton manufactures including Twist and Yarn . . . "	—	—	—	—	—	1,19,634	50,848	36,778	60,132	65,387
Flax—										
Manufactures . . . "	—	—	—	—	—	17,535	17,950	8,193	10,766	7,969
Haberdashery and Millinery . . . "	—	—	—	—	—	47,779	63,326	63,920	70,909	1,02,147
Silk—										
Manufactures . . . "	—	—	—	—	—	32,375	68,888	40,194	70,019	29,483
Wool—										
Raw . . . Lbs.	9,350,850	7,419,705	9,181,682	4,304,334	2,556,698	67,75,361	54,57,854	54,41,858	38,86,265	17,74,245
Manufactures—										
Piece goods . . . Yards	12,071	1,868	6,129	5,273	4,710	23,907	11,405	18,441	16,839	8,751
Other sorts . . . Value	—	—	—	—	—	40,59,691	51,76,968	50,57,720	37,31,810	17,32,079
Total Woollen manufactures . . . "	—	—	—	—	—	40,83,688	51,88,373	50,76,161	37,48,649	17,40,823
Other textiles—										
Manufactured . . . "	—	—	—	—	—	31,317	5,536	75,076	13,759	70,983
TOBACCO—										
Unmanufactured . . . Lbs.	1,035	3,120	13,844	—	—	918	2,750	13,477	—	—
Manufactured . . . "	4,368	10,972	6,690	15,414	4,499	12,283	31,588	40,261	43,265	13,524
TOYS AND REQUISITES FOR GAMES AND SPORTS (including FISHING TACKLE) other than FIRE-ARMS . . . Value	—	—	—	—	—	51,541	29,496	30,928	18,644	52,455
Umbrellas complete including parasols and sun shades . . . No.	137	12	—	4,260	3	360	30	—	7,400	44
VEHICLES (excluding LOCOMOTIVES, ENGS. FOR RAILWAYS)—										
Carriages and Carts (including Railway carriages) and parts thereof . . . "	—	—	—	—	—	1,08,002	2,06,190	2,26,400	1,74,291	2,77,477
Ships, parts of (including Launches and boats) . . . "	—	—	—	—	—	6,375	800	2,460	13,857	6,200
Other sorts . . . "	—	—	—	—	—	2,85,074	3,61,649	4,89,992	4,22,113	3,70,230
WOOD AND TIMBER—										
Manufactures of wood (other than furniture and cabinetware) . . . Value	—	—	—	—	—	4,99,247	4,87,430	11,45,634	6,96,190	8,67,353
Other kinds of wood and timber . . . "	—	—	—	—	—	4,560	500	23,960	15,150	15,067
Total Wood and Timber . . . "	—	—	—	—	—	5,03,807	4,87,930	11,69,594	7,11,340	8,82,420
POSTAL ARTICLES . . . "	—	—	—	—	—	6,771	7,338	5,698	36,477	3,811
ALL OTHER ARTICLES OF MERCHANDISE . . . "	—	—	—	—	—	1,62,502	1,21,365	1,69,637	1,41,482	1,53,238
GRAND TOTAL . . . "	—	—	—	—	—	2,99,14,013	3,88,59,104	3,82,62,505	2,62,29,120	2,09,23,613
GRAND TOTAL OF INDIAN AND FOREIGN MERCHANDISE . . . "	—	—	—	—	—	66,27,92,465	81,76,03,531	72,30,83,565	59,17,93,936	53,86,57,474

RUSSIA

IMPORTS THEREFROM

ARTICLES	QUANTITY					VALUE				
	1926-27	1927-28	1928-29	1929-30	1930-31	1926-27	1927-28	1928-29	1929-30	1930-31
CHEMICAL AND CHEMICAL PREPARATIONS— Soda Compounds . Cwts.	16,806	120,046
Machinery and Mill work . Value	—	—	—	—	—	5,418	..	26,419
OILS— Mineral— Kerosene (in bulk) Gals.	..	3,846,776	15,307,604	8,477,498	11,172,084	..	22,58,654	82,57,991	41,56,537	56,04,220
Other kinds . . . "	12,557	264	..	12	..	16,045	530	..	485	..
PAPER AND PASTE— BOARD— Paper— Packing paper . Cwts.	1,765	145	1,388	453	202	27,628	1,678	22,845	5,176	3,250
SEEDS, ESSENTIAL . Tons	5	37	3,102	20,950
SUGAR— Beet sugar . Tons	22,087	11,882	42,579	51,04,771	23,82,585	44,77,306
TMA-CHESTE, ENTIRE OR IN SECTIONS— Of wood . Value	—	—	—	—	—	..	87,713	1,06,348	1,99,689	42,995
WOOD AND TIMBER— Manufacture of wood other than furniture and cabinet ware . "	—	—	—	—	—	..	28,426	..	41,351	1,360
Other kinds of wood and timber . "	—	—	—	—	—	..	90,276	68,677	1,43,421	65,789
ALL OTHER ARTICLES OF MERCHANDISE . . . "	—	—	—	—	—	8,193	2,154	25,430	18,611	12,509
GRAND TOTAL . . .	—	—	—	—	—	51,56,637	48,62,016	84,87,218	45,67,962	1,03,74,704

EXPORTS THERETO

INDIAN MERCHANDISE

ARTICLES	QUANTITY					VALUE				
	1926-27	1927-28	1928-29	1929-30	1930-31	1926-27	1927-28	1928-29	1929-30	1930-31
DYEING AND TANNING SUBSTANCES— Myrobalsam . . . Cwt	2,250	18,250
Other Sorts . Value	—	—	—	—	—	..	3,412	1,925	8,390	2,730
GRAIN, PULSES, AND FLOUR— Rice, not in the husk— Cleaned Rice . Tons	..	404	27	3,750	4,800	..	60,271	4,757	4,31,667	5,16,646
GUMS AND RESINS . Cwts.	278	7,450
HIDES AND SKINS, RAW . Tons	55	44	26	4	7	47,896	43,272	18,975	4,266	4,089
METALS AND ORES— Manganese ore . Tons	10,180	7,490	4,715	550	1,250	60,654	..
PIG IRON "	..	80	468	525	175	..	8,150	45,272	26,453	16,993
TMA, BLACK Lbs.	1,00,900	6,332,862	4,138,702	5,298,614	6,243,748	83,287	34,23,757	23,71,548	37,40,177	35,32,176
TEXTILES— Cotton— Twist and Yarn . Lbs.	12,000	97,600	17,200	9,750	74,630	12,900
Kemp, raw Cwts.	174	791	944	1,189	906	2,100	15,800	15,855	23,250	13,750
Jute, raw Tons	499	1,815	1,65,982	4,00,566
" Manufactures— Gunny bags . . . No.	1,530,000	2,627,900	10,000	837,600	2,971,200	7,64,500	13,88,400	6,000	3,89,720	8,12,866
Rope and Twine . Cwts.	367	..	733	1,650	..	10,000	..	18,500	29,250	..
ALL OTHER ARTICLES OF MERCHANDISE . Value	—	—	—	—	—	..	8,000	3,160	33,000	3,464
GRAND TOTAL . . .	—	—	—	—	—	9,12,783	49,51,062	24,90,742	39,92,489	53,42,468

FOREIGN MERCHANDISE

ARTICLES	QUANTITY					VALUE				
	1926-27	1927-28	1928-29	1929-30	1930-31	1926-27	1927-28	1928-29	1929-30	1930-31
Apparel (excluding hosiery and boots and shoes) . Value	—	—	—	—	—	R	R	R	R	R
Spices Cwts.	..	23	70	187	85	6,750	..
Tobacco— Unmanufactured . Lbs.	1,021	596	1,400	10,060	1,425
All other articles of Merchandise . Value	—	—	—	—	—	5,654	..
GRAND TOTAL . . .	—	—	—	—	—	..	19	4,744	11,869	4,740
GRAND TOTAL OF INDIAN AND FOREIGN MERCHANDISE Value	—	—	—	—	—	9,12,783	49,51,076	24,90,886	40,26,822	53,48,632

No. 13—continued
FINLAND
IMPORTS THEREFROM

ARTICLES	QUANTITY					VALUE				
	1926-27	1927-28	1928-29	1929-30	1930-31	1926-27	1927-28	1928-29	1929-30	1930-31
BOBBINS	—	—	—	—	—	R	R	R	R	R
CHEMICALS AND CHEMICAL PREPARATIONS—						11,844	11,148	33,014	5,748	28,053
POTASSIUM COMPOUNDS—										
Chlorate										
OTHER SORTS	8,903	1,01,209
TOTAL CHEMICALS, ETC.	—	—	—	—	—	63,837
FURNITURE AND CABINET WARE	—	—	—	—	—	2,25,066
HARDWARE—										
excluding										
CUTLERY AND ELECTROPLATED WARE	—	—	—	—	—	89,983	..	340	..	12,833
METALS AND ORNS—										
Iron or Steel—										
Manufactures—										
Nails, rivets and washers, excluding wire nails	Tons	65	1	..	1	82	40,928	307	40	304
PAPER AND PASTEBOARD—										
Paper—										
Packing paper	Cwts.	8,108	4,968	5,180	7,219	4,081	1,19,707	74,926	71,537	80,501
Printing paper—										
News printing	..	27,521	5,458	7,018	24,514	18,649	4,12,867	79,040	81,418	3,23,126
Other sorts	..	2,244	3,036	5,376	10,050	11,959	36,308	42,000	71,587	1,42,574
Writing paper and envelopes
Writing paper in large sheets	..	302	269	368	385	1,523	6,337	6,058	8,253	7,459
Other kinds of paper	..	479	497	449	192	246	8,907	8,677	6,134	2,414
Paper manufactures	368	484	126	3,367	3,367	5,008
Total Paper	..	38,054	14,228	18,789	42,844	36,534	5,84,121	2,10,761	2,42,294	5,61,077
Pasteboard, Millboard and Cardboard of all kinds	..	130	201	1,494	1,676	2,743	1,448	8,375	14,058	16,784
Total Paper and Pasteboard	..	38,784	14,514	20,283	44,520	29,277	5,85,564	2,14,136	2,56,352	5,77,861
PAPER MAKING MATERIALS—										
Pulp of wood	..	190	202	24,526	25,983	55,164	2,305	1,647	2,26,631	2,60,775
PROVISIONS AND OILMAN'S STORES										
Milk, condensed and preserved including milk cream	..	291	1,700	11,251	39,139
TEA-ORNS, ENTIRE OR IN SECTIONS—										
Of wood	Value	9,20,836	1,22,603	1,22,345	2,58,029
WOOD AND TIMBER—										
Manufactures of wood other than furniture and cabinetware	33,146	6,652	1,716	7,316
POSTAL ARTICLES NOT SPECIFIED	4
ALL OTHER ARTICLES OF MERCHANDISE	8,400	8,480	5,082	4,325
GRAND TOTAL	16,99,757	3,98,206	6,45,420	11,14,448

EXPORTS THERETO

INDIAN MERCHANDISE

ARTICLES	QUANTITY					VALUE				
	1926-27	1927-28	1928-29	1929-30	1930-31	1926-27	1927-28	1928-29	1929-30	1930-31
DYING AND TANNING SUBSTANCES						R	R	R	R	R
—Myrobalan extracts	Cwts.	199	200	761	2,548	3,608	..	9,703
GRAIN, PULSES AND FLOUR										
Rice, not in the husk—										
Cleaned rice	Tons	820	515	42,142	69,171	..
HIDES AND SKINS, RAW—										
Hides, raw—										
Buffalo hides	Tons	5	9	23	7	42	2,316	6,666	22,175	7,486
	No.	460	1,575	2,595	1,235	6,505	38,920
Cow hides	Tons	532	1,023	764	490	474	5,02,294	9,96,265	7,52,091	5,42,337
	No.	114,951	195,875	149,950	90,825	92,678	3,76,605
Calf skins—										
Cow calf skins	Tons	9	3	14,235	3,750	..
	No.	3,400	1,000
Other skins	Tons	..	2	..	1	2,656	2,000	..
	No.	..	2,500	..	1,000
Total Hides and Skins, raw	Tons	537	1,034	796	501	516	5,04,610	10,05,537	7,93,501	5,55,523
	No.	115,411	199,950	155,945	94,060	99,178	4,15,525
LAC	Cwts.	..	45	7	82	108	..	6,033	1,100	3,520
OLIOAKES	Tons	244	28,852
SPICES	..	187	48	98	111	89	59,028	11,656	29,800	33,423
TEXTILES—										
Cotton piecegoods, grey—										
Drills and Jeans	Yds.	10,019	7,201
Hemp, raw	Cwts.	262	6,500
Jute, raw	Tons	45	7,440
TOBACCO—										
Unmanufactured	Lbs.	..	50,000	75,791	..	32,523	..	18,963	28,355	..
ALL OTHER ARTICLES OF MERCHANDISE	Value	50
GRAND TOTAL	5,66,186	10,43,547	8,94,948	7,04,190

FINLAND—continued

EXPORTS THEREFO—continued

FOREIGN MERCHANDISE										
ARTICLES	QUANTITY					VALUE				
	1926-27	1927-28	1928-29	1929-30	1930-31	1926-27	1927-28	1928-29	1929-30	1930-31
TOTAL VALUE	—	—	—	—	—	R	R	R	R	R
GRAND TOTAL OF INDIAN AND FOREIGN MERCHANDISE Value	—	—	—	—	—	5,66,186	10,40,847	8,94,948	7,05,240	4,61,189

ESTHONIA
IMPORTS THEREFROM

ARTICLES	QUANTITY					VALUE				
	1926-27	1927-28	1928-29	1929-30	1930-31	1926-27	1927-28	1928-29	1929-30	1930-31
FURNITURE AND CABINET WARE— Furniture of wood (other than bedsteads) Value	—	—	—	—	—	0,252	6,512	17,609	29,694	16,184
HARDWARE (excluding CUTLERY AND ELECTRO-PLATED WARE)	—	—	—	—	—	33,339	1,12,014	1,15,028	1,04,566	1,20,221
METALS AND ORES— IRON or Steel— Manufactures— Nails, rivets, washers excluding wire nails Tons	17	36	29	33	37	11,770	25,048	21,528	26,852	31,438
Wire nails	..	29	34	42	48	..	6,291	7,188	8,111	9,198
Total Iron or Steel	17	65	63	75	85	11,770	31,339	28,716	34,963	40,634
PAPER AND PASTEBOARD— Paper— Printing paper— News printing Cwts.	380	166	371	9,285	6,451	4,632	1,860	5,488	1,18,191	77,589
Other sorts	2,791	2,365	2,104	40,298	35,894	27,915
Total of Printing paper	380	166	3,162	11,650	8,555	4,632	1,860	45,781	1,58,595	1,05,504
Writing paper in large sheets	3,093	187	61,436	3,824
Paper manufactures	240	104	13,154	3,044
Other kinds of paper	..	80	176	484	638	..	1,487	3,143	5,974	10,087
Total Paper and pasteboard	380	246	3,338	15,417	9,484	4,632	3,347	48,924	2,34,149	1,22,439
TEA CHESTS, ENTIRE, OR IN SECTIONS Value	—	—	—	—	—	2,46,495	6,55,299	6,04,774	7,18,314	8,90,615
WOOD AND TIMBER— Other kinds of wood & timber	—	—	—	—	—	3,538	6,475	1,38,482	11,445	9,310
Manufactures of wood, other than furniture and cabinet ware	—	—	—	—	—	42,427	83,271	1,06,859	1,16,315	1,11,862
ALL OTHER ARTICLES OF MERCHANDISE	—	—	—	—	—	..	628	411	..	2,370
GRAND TOTAL	—	—	—	—	—	3,51,448	8,98,880	10,60,892	12,49,446	18,12,925

EXPORTS THEREFO

INDIAN MERCHANDISE

ARTICLES	QUANTITY					VALUE				
	1926-27	1927-28	1928-29	1929-30	1930-31	1926-27	1927-28	1928-29	1929-30	1930-31
HIDES AND SKINS, RAW— Hides, raw— Cow hides	17 =2,625	8 =650	1 =250	9 =1,350	15,234	2,487	1,242	9,465	..
GRAND TOTAL Value	—	—	—	—	—	15,234	2,487	1,242	9,465	..

FOREIGN MERCHANDISE

No. 13—continued
LATVIA
IMPORTS THEREFROM

ARTICLES	QUANTITY					VALUE				
	1926-27	1927-28	1928-29	1929-30	1930-31	1926-27	1927-28	1928-29	1929-30	1930-31
OILS—						R	R	R	R	R
Mineral oils . . . Gals.	4,168	18,000	111,047	60,595	..	4,589	14,181	1,25,022	67,856	..
PAPER AND PAPERBOARD—										
Packing paper . . . Cwts.	1,657	8,687	1,802	2,259	438	25,417	1,32,802	20,626	33,301	7,165
Printing paper . . . "	..	980	619	774	2,729	..	10,628	7,008	10,653	37,002
TEA CRISTS—										
Of wood . . . Value	—	—	—	—	—	21,282	..
WOOD AND TIMBER . . . "	—	—	—	—	—	..	30,520	2,25,610	3,01,488	2,00,421
ALL OTHER ARTICLES OF MERCHANDISE . . . "	—	—	—	—	—	..	4,610	16,198	4,327	12,833
TOTAL VALUE . . . "	—	—	—	—	—	80,006	1,92,191	3,94,459	4,38,862	3,46,921

EXPORTS THERETO

INDIAN MERCHANDISE

ARTICLES	QUANTITY					VALUE				
	1926-27	1927-28	1928-29	1929-30	1930-31	1926-27	1927-28	1928-29	1929-30	1930-31
HIDES AND SKINS—						R	R	R	R	R
Hides, raw— Cow hides . . . { Tons { =No.	2 =500	5,766
METALS AND ORES . . . Tons	146	6,524	..
SEEDS—										
Groundnuts . . . "	404	1,49,000
HEMP—										
Raw . . . Cwts.	437	7,050
ALL OTHER ARTICLES OF MERCHANDISE . . . Value	—	—	—	—	—	835	..
TOTAL VALUE . . . "	—	—	—	—	—	1,62,716	7,359	..

FOREIGN MERCHANDISE

Nil.

LITHUANIA

IMPORTS THEREFROM

ARTICLES	QUANTITY					VALUE				
	1926-27	1927-28	1928-29	1929-30	1930-31	1926-27	1927-28	1928-29	1929-30	1930-31
WOOD AND TIMBER . . . Value	—	—	—	—	—	65,051
GRAND TOTAL . . . "	—	—	—	—	—	65,051

EXPORTS THERETO—INDIAN MERCHANDISE

Nil.

FOREIGN MERCHANDISE

Nil.

No. 13—continued

GEORGIA

IMPORTS THEREFROM

ARTICLES	QUANTITY					VALUE				
	1926-27	1927-28	1928-29	1929-30	1930-31	1926-27	1927-28	1928-29	1929-30	1930-31
DYING AND TANNING SUBSTANCES—						R	R	R	R	R
Dyes obtained from Coal tar—										
Aniline . . . lbs.	3,370	15,596	6,845	21,795
FRUITS AND VEGETABLES DRIED, SALTED OR PRESERVED—										
Almonds . . . Tons	104	9	1,51,704	14,220
OILS—										
Mineral—										
Kerosene (in bulk) . . Gals.	..	15,054,571	27,495,456	20,736,324	22,040,237	..	80,54,026	1,50,39,846	1,06,99,260	1,21,35,621
STARCH AND FARINA—										
Farina and potato flour Cwts.	..	4,501	57,131
ALL OTHER ARTICLES OF MERCHANDISE . . Value	—	—	—	—	—	2,840	11,693	932	2,234	2,234
TOTAL VALUE . .	—	—	—	—	—	9,685	81,44,645	1,50,40,778	1,08,53,198	1,21,52,075

EXPORTS THERETO

INDIAN MERCHANDISE

ARTICLES	QUANTITY					VALUE				
	1926-27	1927-28	1928-29	1929-30	1930-31	1926-27	1927-28	1928-29	1929-30	1930-31
DYING AND TANNING SUBSTANCES—						R	R	R	R	R
Turmeric . . . Cwts.	556	161	176	31	503	6,072	2,006	3,091	922	8,059
SEEDS, TEA . . . Tons	..	26	94	123	395	..	50,037	1,44,880	1,82,525	5,38,825
SPICES—										
Cardamom . . . Cwts.	46	2	3	14,844	450	450
Pepper . . . "	..	95	45	22	208	..	8,476	2,550	1,125	8,794
Ginger . . . "	..	84	31	42	449	..	1,953	937	1,275	13,712
TOTAL SPICES	179	122	66	660	..	10,429	18,331	2,850	22,956
TEA—										
Tea, black . . . Lbs.	837,413	1,480,478	1,725,242	2,044,328	2,199,578	7,84,603	11,64,900	14,26,870	15,79,194	14,81,221
TEXTILES—										
Cotton—										
Twist and Yarn . . "	17,000	..	39,200	10,500	..	21,000
Jute—										
Manufactures—										
Gunny bags . . No.	49,000	..	7,500	24,000	..	3,403
ALL OTHER ARTICLES OF MERCHANDISE . . Value	—	—	—	—	—	2,800	5,058	12,680	340	1,000
GRAND TOTAL . .	—	—	—	—	—	8,17,475	12,32,430	16,19,755	17,64,831	20,73,061

FOREIGN MERCHANDISE

ARTICLES	QUANTITY					VALUE				
	1926-27	1927-28	1928-29	1929-30	1930-31	1926-27	1927-28	1928-29	1929-30	1930-31
TOTAL VALUE . .	—	—	—	—	—	R	R	R	R	R
..	—	—	—	—	—	2,555	..	1,305
GRAND TOTAL OF INDIAN AND FOREIGN MERCHANDISE . . Value	—	—	—	—	—	8,17,475	12,32,420	16,22,310	17,64,831	20,74,366

No. 13—continued

SWEDEN

IMPORTS THEREFROM

ARTICLES	QUANTITY					VALUE				
	1926-27	1927-28	1928-29	1929-30	1930-31	1926-27	1927-28	1928-29	1929-30	1930-31
ROBBINS Value	—	—	—	—	—	R	R	R	R	R
BOOKS, PRINTED AND PRINTED MATTER not being STATIONERY including MAPS AND CHARTS. . . . Cwts.	189	130	27	34	24	38,068	7,058	11,002	4,474	6,874
BUILDING AND ENGINEERING MATERIALS other than OF IRON, STEEL OR WOOD Value	—	—	—	—	—	2,487	6,439	11,222	7,194	6,840
CHEMICALS AND CHEMICAL PREPARATIONS (excluding CHEMICAL MANURES AND MEDICINES)—										
Acids Cwts.	5	..	2,629	4,725	2,252	70	30	48,622	67,454	27,717
Aluminous Sulphate . . .	1	..	9,814	7,377	11,341	5	..	38,698	28,401	34,770
Carbide of calcium . . .	1,194	2,734	1,827	3,178	3,003	17,105	41,387	27,507	52,392	50,666
Potassium compounds—										
Bichromate	367	638	140	14	12	10,954	18,653	4,239	444	359
Chlorate	7,680	8,991	6,738	25,076	8,455	1,58,829	1,64,895	1,19,751	4,87,806	1,17,516
Other sorts of chemicals . . . Value	—	—	—	—	—	44,088	65,216	35,448	1,01,207	96,306
Total Chemicals and Chemical preparations, etc.	—	—	—	—	—	2,30,851	2,85,161	2,64,280	6,87,204	3,27,884
GLASS AND GLASSWARE—										
Bottles and phials . . . Gross	5,086	8,567	9,046	8,577	9,926	66,193	1,18,488	1,16,324	1,18,224	1,33,611
Other glassware	—	—	—	—	—	14,045	16,308	15,767	11,379	8,097
Total Glass and Glassware	—	—	—	—	—	80,238	1,34,791	1,32,091	1,29,603	1,41,708
GLUE Cwts.	398	661	414	520	481	17,077	30,528	15,164	20,328	19,403
HARDWARE, excluding CUTLERY AND ELECTROPLATED WARE—										
Builder's hardware such as locks, hinges, door bolts, etc. . . Value	—	—	—	—	—	4,10,391	4,27,118	4,43,094	4,71,176	5,42,980
Domestic hardware other than enamelled ironware	—	—	—	—	—	40,082	47,729	61,317	65,750	62,011
Gas mantles	—	—	—	—	—	10,865	3,637	5,084	17,839	17,542
Implements and tools, other than agricultural implements and machine tools	—	—	—	—	—	1,11,521	75,875	84,820	78,715	90,211
Lamps, metal No.	4,176	4,846	7,571	6,724	2,592	28,721	31,800	38,522	33,153	20,908
" parts of Value	—	—	—	—	—	13,392	23,210	14,098	5,731	11,018
Safes and strong box of metals Nos.	—	—	2,682	3,200	11,445	12,811	..
Stoves	139,857	173,904	162,623	187,008	108,272	6,66,928	7,04,571	6,62,224	7,44,918	8,57,910
Other sorts Value	—	—	—	—	—	2,54,589	2,47,801	2,27,110	2,36,162	1,92,982
Total Hardware, excluding Cutlery, etc.	—	—	—	—	—	15,36,459	15,61,810	16,47,214	16,66,255	18,15,546

No. 13—continued
 SWEDEN—continued
 IMPORTS THEREFROM—continued

ARTICLES	QUANTITY					VALUE				
	1926-27	1927-28	1928-29	1929-30	1930-31	1926-27	1927-28	1928-29	1929-30	1930-31
						R	R	R	R	R
INSTRUMENTS, APPARATUS, AND APPLIANCES AND PARTS THEREOF—										
Electrical, etc.— Telegraph and tele- phone instruments and apparatus . . . Value	—	—	—	—	—	48,098	57,730	14,110	11,441	4,374
Switch Boards . . . "	—	—	—	—	—	15,420	5,350	11
Electrical goods and apparatus not enu- merated . . . "	—	—	—	—	—	7,505	17,512	8,066	23,835	30,980
Total Electrical Instru- ments . . . "	—	—	—	—	—	55,603	75,232	33,506	40,626	44,365
Other kinds . . . "	—	—	—	—	—	5,329	9,520	6,871	29,802	12,128
Total Instruments, Appara- tus, and Appliances, etc. "	—	—	—	—	—	60,932	84,752	40,376	69,928	56,493
MACHINERY AND MILLWORK—										
Prime-movers (other than electrical)— Locomotives (excluding those for railways)— Oil engines . . . No.	8	14	2	..	1	4,408	33,672	3,816	..	4,643
Railway locomotive engines and parts thereof . . . Value	—	—	—	—	—	—	—	40,704	..	24,978
Other than Locomotives— Oil Engines . . . No.	72	78	94	58	54	2,05,059	2,19,489	1,04,883	1,45,579	1,13,138
Parts of Oil Engines Value	—	—	—	—	—	17,852	41,301	32,443	29,893	27,167
Steam Engines . . . No.	5	2	9	5	..	11,100	3,721	17,069	18,857	..
Parts of Steam Engines Value	—	—	—	—	—	11,903	414	507	3,531	81
Electrical machinery of all kinds, etc.— Control and Switch- gear . . . "	—	—	—	—	—	13,077	1,290	12,873	23,236	15,508
Generators, alterna- tors and dynamos . . . "	—	—	—	—	—	1,312	43,968	37,788	27,834	3,133
Motors . . . "	—	—	—	—	—	15,123	9,449	58,540	41,742	73,009
Transformers . . . "	—	—	—	—	—	5,461	13,771	22,106	1,01,804	29,287
Turbo-generating sets "	—	—	—	—	—	..	12,800	1,09,910	..	2,903
Others . . . "	—	—	—	—	—	154	2,058	10,445	54,292	17,331
Machinery not being prime-movers or electrical machinery—										
Metal working machi- nery (including ma- chine tools . . . "	—	—	—	—	—	23,854	22,480	51,863	8,127	2,913
Paper Mill Machinery "	—	—	—	—	—	1,310	3,269	5,178	3,610	11,926
Refrigerating machinery "	—	—	—	—	—	23,021	207	714	2,728	1,327
Rice and flour mill machinery . . . "	—	—	—	—	—	..	93	11,655	2,040	165
Textile machinery— Jute machinery . . . "	—	—	—	—	—	15,885	3,557	4,727	27,910	23,047
Other sorts of machinery "	—	—	—	—	—	3,44,181	6,72,271	10,13,958	24,04,526	9,11,806
Total Machinery and Millwork "	—	—	—	—	—	6,98,155	10,83,310	16,05,238	23,95,709	12,67,352
MATCHES—										
Safety . . . Gross of boxes	2,361,045	1,907,270	915,115	693,250	292,220	30,14,968	20,73,972	10,03,223	7,39,139	2,69,086
Other sorts . . . "	1,659,531	1,027,853	423,450	192,699	67,500	17,86,547	11,70,038	5,01,536	2,39,453	83,609
Total Matches "	4,020,576	2,935,123	1,338,565	885,949	359,720	48,01,515	32,44,110	15,04,764	9,78,592	3,52,755

† Recorded under " Railway plant and rolling stock " prior to 1928-29.

No. 13—continued,
 SWEDEN—continued,
 IMPORTS THEREFROM—continued.

ARTICLES	QUANTITY					VALUE				
	1926-27	1927-28	1928-29	1929-30	1930-31	1926-27	1927-28	1928-29	1929-30	1930-31
METALS AND ORES—						R	R	R	R	R
Brass, Bronze and similar alloys and manufactures thereof—										
Wrought—										
Shots Cwts.	2,316	1,16,041	51
Other sorts . . . "	75	44	52	41	14	8,124	6,357	6,180	5,633	3,338
Total Brass, etc. . . "	2,391	44	52	41	14	1,24,165	6,357	6,180	5,633	3,439
Copper—										
Unwrought—										
Tiles ingots, cakes bricks and slabs . . . "	450	1,900	19,870	79,008
Iron—										
Pig Manufactures— Tons	2	7	9	21	..	401	1,479	1,724	4,309	..
Angle, bolt and rod . . . "	9	1	2,819	365
Bars and channels . . . "	1,081	1,008	1,042	554	508	2,65,699	2,43,982	2,61,058	1,42,115	1,31,505
Total Iron "	1,092	1,015	1,051	575	509	2,68,019	2,45,441	2,62,782	1,46,424	1,31,870
Steel—										
Bars (other than cast steel) "	521	741	859	850	561	1,70,068	2,38,520	2,07,420	2,61,940	1,55,546
Cast—										
Tool steel—										
Carbon "	365	13	20	12	6	1,45,238	6,328	9,377	5,656	2,788
Cast steel bars "	..	80	24	15	9,044	10,090	4,640	..
Other cast steel "	3	161	120	111	3	1,270	73,478	55,073	50,743	1,131
Others "	3	..	9	2,741	..	770	456	217
Total Steel "	897	945	1,032	988	570	3,19,347	3,27,370	3,42,780	3,23,435	1,59,632
Iron or Steel—										
Nails, rivets and washers (excluding wire nails) "	1,277	1,534	1,176	861	1,058	7,51,715	8,03,931	6,41,162	5,89,443	5,42,851
Screws "	105	50	54	72	105	81,207	25,488	29,272	45,198	1,16,136
Tubes, pipes and fittings wrought "	..	12	58	13	6	..	6,816	35,299	7,947	3,155
Wire nails "	16	1	17	2,713	266	73	..	7,127
Other manufactures "	39	29	32	21	16	10,023	9,190	14,330	7,817	8,165
Total Iron or Steel "	1,437	1,626	1,320	987	1,290	8,45,663	8,45,741	7,20,636	6,50,405	6,77,434
Zinc or Spelter—										
Wrought or manufactured Cwts.	414	785	909	12,879	22,634	6,366
Others "	20	10	1,581	290	403	332	2,993
Total Metals (excluding ores) Tons	3,590	3,723	3,406	2,532	2,425	15,92,424	15,27,851	13,32,731	11,26,229	9,81,789
Oils—										
Mineral Gals.	8	..	892	9,075	842	25	..	2,023	16,639	1,140
PAINTS AND PAINTERS' MATERIALS—										
Paints and colours Cwts.	460	761	669	1,533	1,267	6,985	9,291	6,729	14,781	13,221
Painters' materials (other than paints and colours)—										
Turpentine—										
Genuine turpentine Cwts.	2,346	1,695	3,368	2,937	866	1,13,931	70,019	94,645	77,817	18,426
PAPER AND PASTEBOARD—										
Paper—										
Packing paper "	55,855	91,991	67,540	106,424	105,092	10,02,606	17,27,026	11,71,753	18,60,650	17,17,429
Printing paper—										
News printing "	21,979	18,288	21,266	33,253	24,688	2,72,968	2,04,180	2,55,282	4,21,816	3,07,405
Other sorts "	6,876	9,148	9,954	16,788	10,631	1,24,667	1,75,255	1,87,364	3,55,275	2,91,751
Writing paper and envelopes—										
Writing paper in large sheets "	6,563	8,513	9,731	9,233	9,487	1,43,893	1,78,037	2,08,691	1,93,754	2,00,711
Envelopes imported separately "	1,306	1,121	768	2,139	1,247	47,869	41,214	23,653	63,740	35,863
Other kinds of paper "	6,144	2,891	18,330	27,730	16,763	1,48,794	79,305	2,95,952	5,54,195	3,17,712
Paper manufactures "	3,729	4,812	5,875	5,208	3,532	1,19,813	1,67,516	2,04,141	2,02,168	1,39,652
Total Paper "	102,452	136,769	128,964	200,780	171,490	18,60,610	25,72,583	23,54,841	36,56,593	29,20,523

No. 13—continued
 SWEDEN—continued
 IMPORTS THEREFROM—concluded

ARTICLES	QUANTITY					VALUE				
	1926-27	1927-28	1928-29	1929-30	1930-31	1926-27	1927-28	1928-29	1929-30	1930-31
PAPER AND PASTEBOARD—contd.										
Pasteboard, Millboard and Cardboard of all kinds . Cwts.	20,574	11,978	6,542	11,033	4,651	3,21,472	1,76,912	91,125	1,68,513	67,206
Manufactures of pasteboard	1	3,326	322	749	327	311	65,088	6,501	12,613	6,521
Total Pasteboard	20,575	15,299	6,864	11,782	4,978	3,21,783	2,31,950	97,626	1,81,126	73,727
Total Paper and Pasteboard	123,027	152,068	135,828	212,562	176,468	21,82,893	28,04,533	24,52,467	38,37,729	29,04,250
PAPER-MAKING MATERIALS—										
Pulp of wood Cwts.	51,705	49,701	106,639	147,046	171,158	5,51,108	5,08,334	10,39,749	13,30,126	15,23,118
PITCH AND TAR—										
Stockholm tar and pitch	443	1,193	860	864	890	5,453	14,088	8,945	12,173	11,633
PROVISIONS AND OILMAN'S STORES including FISH AND FRUITS AND VEGETABLES CANNED OR BOTTLED . Value	—	—	—	—	—	72,034	19,357	2,758	2,408	18,041
RAILWAY PLANT AND ROLLING STOCK—										
Locomotive engines and tenders and parts thereof	—	—	—	—	—	4,323	57,933	—	—	—
STATIONERY (excluding PAPER)	—	—	—	—	—	1,12,670	1,04,569	1,75,024	3,76,249	3,61,306
TEA-CHESTS, ENTIRE OR IN SECTIONS	—	—	—	—	—	733	11,117	11,701	30,345	6,891
TELEPHONE, MATERIALS FOR CONSTRUCTION AND ACCESSORIES (excluding ELECTRICAL)	—	—	—	—	—	2,834	1,462	2,334	1,523	11,497
VEHICLES, excluding LOCOMOTIVES, ETC., FOR RAILWAYS—										
Carriages and carts not mechanically propelled (excluding railway carriages, trucks, etc.) No.	..	25	83	1,344	6,296	101	8,034
Other kinds of vehicles . Value	—	—	—	—	—	757	2,009	45,595	20,963	20,507
Total Vehicles, excluding locomotives, etc., for railways	—	—	—	—	—	757	3,353	51,891	27,064	28,541
WOOD AND TIMBER—										
Deal and pine wood Cubic Tons	4,143	3,820	1,694	1,166	1,337	3,08,012	4,43,343	1,93,196	1,45,579	1,55,919
Other kinds of wood and timber Value	—	—	—	—	—	77,477	3,73,214	3,10,272	3,59,891	27,192
Manufactures of wood, other than furniture and cabinetware	—	—	—	—	—	29,654	94,470	1,95,501	1,23,435	60,892
POSTAL ARTICLES NOT RECORDED	—	—	—	—	—	1,518	5,922	2,632	40	29
ALL OTHER ARTICLES OF MERCHANDISE	—	—	—	—	—	39,975	27,650	56,363	43,480	61,014
GRAND TOTAL	—	—	—	—	—	1,26,83,354	1,25,60,041	1,10,84,766	1,39,93,271	97,75,022

† Discontinued from 1928-29.

No. 13—continued
 SWEDEN—concluded
 EXPORTS THERETO

INDIAN MERCHANDISE

ARTICLES	QUANTITY					VALUE				
	1926-27	1927-28	1928-29	1929-30	1930-31	1926-27	1927-28	1928-29	1929-30	1930-31
OPPIUM, manufactured (excluding rope)	Owts. 59	279	377	1	37	R 6,109	R 24,502	R 30,685	R 80	R 2,811
DYING AND TANNING SUBSTANCES— Myrobalans	Owts. 9,000	3,000	..	4,000	700	87,000	27,000	..	36,000	6,300
Myrobalan extracts	401	5,607	722	500	540	6,127	78,484	9,219	6,376	6,885
FOODS, Bran and Pollards	Tons	300	17,890
GRAIN, PULSE, AND FLOUR— Rice, not in the husk— Cleaned rice	1,109	4,000	7,712	8,851	..	1,56,440	5,88,000	9,28,019	7,63,987
Other sorts	3,800	2,900	4,64,280	4,77,659	..	25	..
Total Rice, not in the husk	3,800	4,000	4,000	7,712	8,851	4,64,280	6,34,099	5,88,000	9,28,044	7,63,987
Other sorts	96
Total Grain, Pulse, and Flour	3,800	4,000	4,000	7,712	8,851	4,64,280	6,34,099	5,88,096	9,28,044	7,63,987
HIDES AND SKINS, RAW— Hides, raw	Tons 644 No. 24,075	984 147,590	1,054 145,885	1,090 153,806	991 139,838	6,10,805	8,08,923	9,87,577	11,51,371	8,50,418
Skins, raw	Tons .. No. ..	4 6,750	26 42,000	44 69,734	69 108,761	225	7,463	38,000	59,110	1,01,973
Buttons	Owts. 15	20	184	187	169	1,278	3,780	18,975	21,585	12,498
Shell	2,823	2,883	3,176	3,010	4,869	2,97,026	4,51,001	4,25,788	3,55,520	2,99,154
METALS AND ORES— Brass, wrought	17	33	47	33	25	4,018	6,557	9,154	6,744	3,524
Chromite (chromium ore)	Tons 3,650	100	592	1,18,500	4,200	20,171
Iron or Steel— Pig	968	3,907	3,493	3,280	4,881	43,619	1,75,932	1,56,654	1,50,884	1,89,083
Manganese ore	1,000	800	300	2,500	..	34,250	8,000	8,200	75,000
Mica	Owts.	56	7,050
OIL CAKES	Tons	1,276	609	1,388	1,85,892	56,977	1,38,843
SEEDS— Essential	16	12,735
Non-essential— Groundnuts	2,002	2,000	4,69,900	2,34,950
SPICES	Owts. 1,734	1,544	890	1,678	2,814	4,01,665	3,75,986	2,60,757	4,88,627	4,39,132
TEA, Black	Lbs. 9,710	184	7,236	11,787	7,580	6,712	225	5,660	9,198	6,759
TEXTILES— Cotton, raw	Tons 314	69	273	429	357	3,10,400	68,365	2,55,380	3,49,870	2,31,562
.. waste	Owts.	969	1,999	4,843	38,577	71,466	1,09,970
Hemp, raw	2,018	3,250	6,604	6,790	5,026	32,120	50,990	1,12,020	1,02,486	63,580
Jute— Raw	Tons 156	222	90	397	309	50,077	75,388	30,000	1,26,336	75,715
Manufactures— Gunny bags	No. 100,000	25,000	29,000	36,125	10,000	27,215
Gunny cloth	Yds. 10,000	170,000	..	16,875	20,037	..
WOOL, manufactures	Value	156	1,920	8,266	..	2,233
WOOD AND TIMBER— Teak wood	Cubic Tons 35	..	78	35	41	11,025	..	22,200	16,500	12,460
ALL OTHER ARTICLES OF MERCHANDISE	Value	10,568	17,335	10,404	58,262	15,718
GRAND TOTAL	25,18,015	29,59,962	32,10,690	45,05,253	36,88,165

FOREIGN MERCHANDISE

ARTICLES	QUANTITY					VALUE				
	1926-27	1927-28	1928-29	1929-30	1930-31	1926-27	1927-28	1928-29	1929-30	1930-31
APPAREL (including DRAPERY, UNIFORMS, ACCOUTREMENTS BUT excluding HOSIERY AND BOOTS AND SHOES)	R 2,280	R 2,700	R 2,355	R 7,050	R 15,700
HARDWARE (excluding CUTLERY AND ELECTROPLATED WARE)	12,100	666	1,322	..	445
MACHINERY AND MILLWORK	22,261	800	36,959	7,550	7,538
ALL OTHER ARTICLES OF MERCHANDISE	1,485	3,964	6,131	4,118	11,811
GRAND TOTAL	38,126	7,980	46,467	19,716	35,489
GRAND TOTAL OF INDIAN AND FOREIGN MERCHANDISE	25,56,141	29,97,892	32,57,157	45,28,071	37,23,654

No. 13—continued
NORWAY
IMPORTS THEREFROM

ARTICLES	QUANTITY					VALUE				
	1926-27	1927-28	1928-29	1929-30	1930-31	1926-27	1927-28	1928-29	1929-30	1930-31
BOBBINS Value	—	—	—	—	—	..	12,891	605	—	..
BUILDING AND ENGINEERING MATERIALS, other than OF IRON, STEEL OR WOOD—	—	—	—	—	—	—	—	—	—	—
Cement Tons	169	161	748	695	500	8,505	7,850	34,134	23,888	28,51
CHEMICALS AND CHEMICAL PREPARATIONS (excluding CHEMICAL MANURES AND MEDICINES)—	—	—	—	—	—	—	—	—	—	—
Carbide of Calcium . . . Cwts.	23,028	35,276	26,669	35,387	24,570	3,95,598	5,50,344	4,19,896	5,82,155	4,10,43
Other sorts of Chemicals Value	—	—	—	—	—	11,516	25,093	2,331	21,701	9,31
Total Chemicals and Chemical preparations, etc. . .	—	—	—	—	—	4,07,114	5,75,437	4,22,227	5,53,856	4,28,71
Drugs and medicines . . .	—	—	—	—	—	700	477	18,255	1,25,042	76,61
Furniture and Cabinetware— Mouldings— . . .	—	—	—	—	—	—	—	2,046	11,618	20,01
GLASS AND GLASSWARE— Bottles and phials . . . Gross Value	1,154	502	798	—	—	16,538	6,370	11,391	—	—
Other glassware . . . Value	—	—	—	—	—	2,046	9,536	3,800	1,515	—
Total Glass and Glassware . .	—	—	—	—	—	18,634	15,906	15,191	1,515	—
HARDWARE, excluding CUTLERY AND ELECTROPLATED WARE . . .	—	—	—	—	—	93,516	81,046	1,02,652	91,619	81,75
INSTRUMENTS, APPARATUS, ETC. . .	—	—	—	—	—	2,498	3,094	1,457	1,016	13,81
MACHINERY AND MILLWORK	—	—	—	—	—	4,571	4,030	56,795	26,074	16,23
MANURES Tons	50	..	25	196	229	7,650	..	3,996	25,698	30,81
MATCHES Gross of boxes	125,951	67,798	1,77,037	81,639
METALS AND ORES— Aluminium— Unwrought— blocks, ingots, bars, etc. . . Cwts.	..	40	20	2,836	1,372
Wrought— Circles	299	23,03
Copper ore Tons	5,597	3,08,840	..
Ferro-alloys (a)	297	77,72
Iron— Pig	219	549	6	61,493	1,45,860	1,625
Steel	5	2	17	6	1	1,793	266	7,196	1,889	7
Iron or steel— Nails, rivets, and washers (excluding wire nails) . . .	2,649	2,816	2,626	2,259	1,763	8,94,496	9,56,709	9,04,760	7,71,764	5,49,97
Others Cwts.	52	880	120	1,000	..	1,510	15,245	3,185	12,487	2
Total Metals and ores . . . Tons	2,376	3,413	2,656	7,912	2,066	9,59,292	11,20,966	9,18,138	9,94,986	6,50,831
Oils— Animal— Fish oil Gals.	13,024	12,500	55,237	30,513	29,219	1,04,57
PAINTS AND PAINTER'S MATERIALS— Painter's materials (other than paints and colours)— Turpentine— Genuine turpentine. Cwts.	1,015	..	218	84	42	52,844	..	5,030	2,641	1,001
PAPER AND PASTEBOARD— Paper— Facking paper	10,986	16,306	9,245	10,195	13,039	2,19,706	3,25,900	2,09,226	2,05,631	2,34,466
News printing	142,416	145,544	121,591	202,622	204,894	20,00,352	17,85,412	14,20,609	26,14,215	24,26,316
Other sorts	14,525	27,943	76,391	56,087	36,911	3,00,377	3,84,082	9,18,699	7,97,107	5,37,247
Writing paper in large sheets	20,118	32,534	43,956	65,174	35,083	4,94,785	7,61,505	9,05,466	14,05,860	7,56,954
Note and letter paper and envelopes . . .	524	81	591	489	..	11,896	1,962	13,901	11,210	..
Other kinds of paper . . .	3,590	7,216	8,989	8,532	11,861	74,222	1,53,889	1,86,553	2,11,060	2,33,036
Paper manufactures	97	116	5	1	..	3,125	3,231	685	15	..
Total Paper	192,256	229,740	260,768	343,100	301,788	31,04,466	34,16,121	37,15,139	52,45,098	42,38,017
Pasteboard, Millboard and Cardboard of all kinds . . .	380	656	1,134	2,392	2,542	5,643	12,287	22,307	44,327	49,034
Manufactures of Pasteboard, Millboard and Cardboard	24	118	..	89	22	423	1,840	..	1,649	516
Total Paper and Pasteboard . .	192,660	230,509	261,902	345,581	304,352	31,10,532	34,30,228	37,37,440	52,91,074	42,88,165
PAPER-MAKING MATERIALS— Pulp of wood	117,075	269,878	213,303	267,995	174,616	13,39,209	27,57,997	19,78,667	24,80,645	16,84,116

(a) Separately recorded from 1930-31.

No. 13—continued
NORWAY—continued
IMPORTS THEREFROM—continued

ARTICLES	QUANTITY					VALUE				
	1926-27	1927-28	1928-29	1929-30	1930-31	1926-27	1927-28	1928-29	1929-30	1930-31
PROVISIONS AND OILMAN'S STORES (including FISH AND FRUITS AND VEGETABLES, CANNED OR BOTTLED)—						R	R	R	R	R
Canned and bottled provisions—										
Tinned or Canned fish . Cwts.	2,264	1,508	678	468	835	83,247	66,559	35,624	34,051	66,565
Others . " "	346	388	204	168	233	23,349	26,148	12,858	16,844	18,123
Milk, condensed and preserved, including milk cream . Value	5,002	2,679	4,722	5,863	14,972	3,56,805	1,91,479	2,75,259	3,02,850	8,53,197
Other sorts of Provisions . Value						4,832	795	16,474	17,792	46,527
Total Provisions and Oilman's stores . "						4,68,288	2,84,976	3,40,215	4,61,537	9,83,412
STONE AND MARBLE										
TALLOW AND STEARINE										
TOYS AND REQUISITES FOR GAMES AND SPORTS, including FISHING TACKLE . Value	40	723	930	15	..	11,022	54,447	..	3,080	..
WOOD AND TIMBER—	50	1,209	..	468	..	1,552	35,386	27,218	11,395	..
Timber other than Railway Sleepers—										
Deal and pine wood . Cubic Tons	444	292	286	176	112	52,532	35,292	34,000	21,200	13,545
Other kinds of wood and timber . Value						2,580	4,218	1,552
Manufactures of wood, other than Furniture and Cabinet Ware . "						5,868	2,894	1,660	1,640	4,023
Total Wood and Timber . "						60,780	42,899	35,660	22,840	19,120
PORTAL ARTICLES NOT SPECIFIED . "						266	459	3,211	142	..
ALL OTHER ARTICLES OF MERCHANDISE . "						83,023	24,595	54,418	12,362	30,300
GRAND TOTAL . "						69,52,825	37,01,958	78,93,062	1,02,01,648	85,52,054

EXPORTS THEREFROM

INDIAN MERCHANDISE

ARTICLES	QUANTITY					VALUE				
	1926-27	1927-28	1928-29	1929-30	1930-31	1926-27	1927-28	1928-29	1929-30	1930-31
COFFEE . Cwts.	8,045	16,021	13,665	12,263	15,297	7,19,167	12,11,545	10,96,705	9,48,939	9,56,071
COIR, MANUFACTURED (including ROPE) . Tons	83	152	118	147	89	24,942	47,862	33,774	47,295	24,690
Dyeing and Tanning Substances . Cwts.	101	..	253	..	1,700	1,292	..	4,802	..	16,300
FIBRE FOR BRUSHES AND BROOMS . Tons	80	20	80	25	30	31,980	8,220	12,210	10,805	12,540
FODDER, BRAN AND POLLARDS . "	..	550	1,667	460	1,539	..	18,662	87,461	14,720	31,271
GRAIN, PULSE AND FLOUR—										
Rice, not in the husk . "	825	..	250	675	600	1,25,518	..	34,347	92,921	74,596
HIDES AND SKINS, RAW—										
Hides, raw . Tons	325	363	487	740	541	3,05,505	3,56,781	4,88,884	7,85,213	4,25,489
.. No. . "	48,465	56,225	63,230	100,795	74,758	7,500
.. Tons . "	6
.. No. . "	10,000
LAC—										
Shell . Cwts.	320	184	550	503	600	33,187	28,441	77,405	57,134	40,690
METAL AND ORES—										
Iron or steel—										
Pig . Tons	..	356	212	463	363	..	16,039	9,142	21,849	13,379
Chromite (chrome iron ore) . "	300	..	4,260	12,000	..	1,27,770
Manganese ore . " "	..	479	567	2,300	5,000	..	11,975	17,018	56,300	1,75,000
OIL CAKE—										
Linseed Cake . " "	75	25	9,000	2,720	..
SEEDS—										
Groundnuts . Tons	3,969	9,514	9,19,898	14,69,070
Rape . " "	600	150	316	600	1,000	1,28,000	29,652	65,221	1,36,000	1,88,000
SPICES . Cwts.	28	308	464	495	866	9,694	82,482	1,07,648	1,10,594	1,17,258
TEXTILES—										
Cotton, raw . Tons	15	43	5	..	25	12,600	35,850	5,250	..	14,450
.. Waste . Cwts.	..	161	..	200	812	..	3,350	..	3,500	19,480
Hemp, raw . " "	10,000
Jute—										
Raw . Tons	639	748	424	310	624	2,21,678	2,49,388	1,51,356	96,414	1,32,005
Manufactures—										
Gunny bags . No.	2,406,900	906,100	280,700	807,000	1,878,400	10,93,977	3,79,375	1,36,292	3,01,087	5,80,814
.. cloth . Yards	1,764,000	2,185,000	2,167,500	2,402,100	5,735,200	4,83,445	5,93,485	5,77,825	5,64,945	12,92,725
Wool—										
Carpets and rugs . Lbs.	3,240	8,717	5,550	4,804	17,151	8,260
TOBACCO—										
Unmanufactured . "	39,944	..	127	14,979	..	13
ALL OTHER ARTICLES OF MERCHANDISE . Value	3,347	5,492	17,966	8,915	8,316
GRAND TOTAL . "						31,99,137	30,97,900	29,75,045	41,79,949	57,23,907

NORWAY
DENMARK

No. 13—continued
NORWAY—concluded
EXPORTS THERE TO—continued

FOREIGN MERCHANDISE

ARTICLES	QUANTITY					VALUE				
	1926-27	1927-28	1928-29	1929-30	1930-31	1926-27	1927-28	1928-29	1929-30	1930-31
SOAP Cwts.	178	--	--	--	--	R 8,533	R --	R --	R --	R --
ALL OTHER ARTICLES OF MERCHANDISE Value	--	--	--	--	--	250	1,773	3,293	8,830	1,350
GRAND TOTAL "	--	--	--	--	--	8,783	1,773	3,293	8,830	1,350
GRAND TOTAL OF INDIAN AND FOREIGN MERCHAN- DISE "	--	--	--	--	--	32,07,920	30,99,073	29,78,338	41,88,770	57,25,257

DENMARK

IMPORTS THEREFROM

ARTICLES	QUANTITY					VALUE				
	1926-27	1927-28	1928-29	1929-30	1930-31	1926-27	1927-28	1928-29	1929-30	1930-31
BUILDING AND ENGINEERING MATERIALS, other than OF IRON, STEEL, OR WOOD—						R	R	R	R	R
Cement Tons	55	225	1,077	2,686	1,338	4,286	12,360	46,500	1,12,194	58,546
Other kinds Value	--	--	--	--	--	3,228	--	9,236	878	3,101
Total Building and Engineer- ing materials "	--	--	--	--	--	7,514	12,360	55,736	1,13,072	61,647
HARDWARE, excluding CUT- LERY AND ELECTROPLATED WARE "	--	--	--	--	--	1,510	6,174	40,687	17,102	19,108
INSTRUMENTS, APPARATUS, AND APPLIANCES AND PARTS THEREOF—										
Electrical, including tele- graph and telephone ap- paratus, not being machinery "	--	--	--	--	--	5,912	4,675	11,736	10,020	10,010
Other kinds "	--	--	--	--	--	2,478	4,086	2,112	3,028	7,576
Total Instruments, etc. "	--	--	--	--	--	8,390	8,761	13,848	13,057	17,586
LIQUORS including DENA- TURED AND PERFUMED SPIRITS—										
Ale, beer and portar Gals.	8,076	8,006	17,700	4,201	14,705	21,486	23,378	53,258	10,980	37,216
Spirit "	1,114	1,267	1,839	1,009	1,153	23,526	26,854	28,746	20,447	23,425
MACHINERY AND MILLWORK —										
Prime-movers other than electrical Value	--	--	--	--	--	362	174	44,515	2,556	28,974
Electrical—										
Motors "	--	--	--	--	--	--	--	64,528	20,887	703
Others "	--	--	--	--	--	28,155	4,047	--	14,829	5,882
Total Electrical machinery "	--	--	--	--	--	28,155	4,047	64,528	35,716	6,585
Machinery not being prime-movers or elec- trical machinery—										
Metalworking machi- nery "	--	--	--	--	--	26,265	22,063	117	6,084	14,246
Refrigerating machi- nery "	--	--	--	--	--	10,380	19,300	12,334	7,798	2,558
Rice and flour mill machinery "	--	--	--	--	--	--	5,124	25,725	46,168	40,653
Other sorts of machinery "	--	--	--	--	--	21,185	3,08,798	9,25,133	5,34,663	1,12,639
Total Machinery and Millwork "	--	--	--	--	--	86,397	3,59,606	11,46,852	6,32,935	1,08,655

No. 13—continued
DENMARK—continued
IMPORTS THEREFROM—continued

ARTICLES	QUANTITY					VALUE				
	1926-27	1927-28	1928-29	1929-30	1930-31	1926-27	1927-28	1928-29	1929-30	1930-31
METALS AND ORES—						R	R	R	R	R
Steel—										
Angle and tee . . . Tons	..	209	25,509
Bars "	..	729	1	88,244	115
Total Steel . . . "	..	938	1	1,13,758	115
Iron or Steel—										
Bolts and nuts . . . "	143	..	5	1	17	28,487	..	2,670	1,483	4,076
Rails, chairs and fishplates	597	54,716
Wire Nails "	252	133	39,581	23,859	..
Other manufactures of iron or steel . . . "	1	3	4	8	17	255	1,790	2,509	5,778	8,509
Total of Iron or Steel ..	144	600	261	142	34	28,692	56,506	44,760	30,615	12,585
Other metals "	1	2	..	1,341	..	302	2,559	..
Total Metals (excluding Ores) ..	145	1,538	262	144	34	30,033	1,70,259	45,177	33,174	12,585
OILS—										
Animal—										
Fish Oil Gallons.	4,894	11,660
PROVISIONS AND OILMAN'S STORES (including FISH AND FRUITS AND VEGETABLES, CANNED OR BOTTLED)—										
Bacon and hams . . . Cwts.	..	17	31	169	227	..	2,067	4,386	22,573	23,596
Butter (including canned) ..	587	610	335	446	300	1,33,471	1,31,125	74,121	89,204	53,326
Vegetable Products (a) . . "	—	761	55	2,086	7,170	—	33,800	2,061	78,005	2,67,276
Milk, condensed and preserved including milk cream . . . "	8,895	12,667	11,490	4,666	8,649	2,56,305	3,54,241	3,36,651	1,80,725	2,95,932
Other sorts of provisions Value	—	—	—	—	—	29,917	3,538	4,512	2,796	67,213
Total Provisions and Oilman's stores . . "	—	—	—	—	—	4,16,693	5,24,766	4,21,731	3,73,403	7,17,343
RAILWAY PLANT AND ROLLING STOCK—										
Carriages and parts thereof . . . "	—	—	—	—	—	..	23,985	—	—	—
Wagons and parts thereof . . . "	—	—	—	—	—	..	22,240	—	—	—
Locomotive engines and tenders and parts thereof . . . "	—	—	—	—	—	62,556	..	—	—	—
Sleepers and keys of steel or iron . . . Tons	..	1,184	1,26,120
Total Railway Plant . . Value	—	—	—	—	—	62,556	1,72,345	—	—	—
SOAP—										
Toilet soap Cwts.	131	275	107	255	186	13,686	14,110	5,901	14,252	6,609
POSTAL ARTICLES, NOT SPECIFIED "	—	—	—	—	—	5,184	772	134	53	2
ALL OTHER ARTICLES OF MERCHANDISE "	—	—	—	—	—	16,886	22,607	19,714	20,591	13,099
GRAND TOTAL "	—	—	—	—	—	6,91,031	13,41,895	18,31,279	12,49,075	11,18,931

(a) Separately recorded from 1927-28.
* Discontinued from 1928-29.

No. 13—continued
DENMARK—continued

EXPORTS-THERETO

INDIAN MERCHANDISE

ARTICLES	QUANTITY					VALUE				
	1926-27	1927-28	1928-29	1929-30	1930-31	1926-27	1927-28	1928-29	1929-30	1930-31
COFFEE Cwts.	2,013	3,208	1,710	..	811	1,79,037	2,60,674	1,31,868	..	52,781
COKE, MANUFACTURED—(excluding BOPB) . Tons	79	68	21	46	43	27,110	23,208	6,576	17,537	10,741
DYEING AND TANNING SUBSTANCES—										
Myrobolan extracts . Cwts.	380	1,637	200	764	1,002	4,839	21,980	2,551	9,750	12,701
Other sorts "	100	99	957	373	406	1,494	1,493	12,230	11,526	6,891
FIBRE FOR BRUSHES AND BROOMS . Tons	119	94	45	38	75	48,265	39,620	13,006	18,200	34,531
GRAIN, PULSES AND FLOUR—										
Rice not in the husk—										
Cleaned rice . . . "	1,000	1,60,000
HIDES AND SKINS, RAW—										
Hides, Raw—										
Buffalo hides { Tons	..	2	12	4	3	..	2,100	8,593	3,150	2,251
{ —No.	..	—400	—960	—320	—300
Cow hides { Tons	3	4	14	6	..	2,549	3,137	9,555	6,041	..
{ —No.	—300	—500	—1,332	—1,150
KAPOK Cwts.	299	235	470	11,623	11,150	17,201
LAC—										
Shell "	390	210	577	994	1,312	44,017	32,046	78,893	1,13,244	1,07,038
METALS AND ORES—										
Brass, Bronze, and similar alloys, wrought . . "	1	31	94	30	28	203	5,440	10,630	4,200	3,581
Oil cakes—										
Cotton cake . . . Ton	3,800	3,37,500
SEEDS—										
Non-essential—										
Groundnuts . . . Tons	10	2,718	900	3,603	5,57,661	1,72,020
Poppy "	58	63	15	..	7	18,690	21,541	5,250	..	1,940
Other sorts . . . "	2
Total Seeds, non-essential . "	58	63	25	2,718	907	18,690	21,541	8,855	5,57,661	1,73,960
SPICES Cwts.	374	799	374	543	947	1,19,343	1,51,531	88,592	1,2,346	1,56,022
TEA, BLACK . . . Lbs.	8,334	5,627	5,550	3,723	3,835	7,603	6,917	7,254	3,868	9,059
TEXTILES—										
Cotton, raw . . . Tons	44	39	10	30	79	42,050	41,745	7,680	23,780	43,844
" waste . . . Cwts.	193	115	5,950	2,390
Hemp (chiefly esen), raw . "	7,503	7,377	3,653	6,621	10,421	1,35,187	1,23,879	68,125	1,03,574	1,31,661
JUTE—										
Raw Tons	49	15,500
Manufactures—										
Gunny bags . . . No.	200,000	195,000	65,200	1,650,113	935,200	35,350	77,450	30,712	5,29,823	2,93,395
" cloth . . . Yds.	30,500	40,000	749,000	9,749	13,475	1,12,345
Wool—										
Carpets and rugs . Lbs.	350	10,290	..	3,136	..	385	12,033	..	3,271	..
TOBACCO UNMANUFACTURED . . "	34,343	..	26,100	11,330	..	5,893
WOOD AND TIMBER—										
Timber, other than Railway Sleepers—										
Teak wood . . . Cubic Tons	17	..	32	..	113	5,250	..	10,080	..	33,457
ALL OTHER ARTICLES OF INDIAN MERCHANDISE . . Value	—	—	—	—	—	4,721	6,277	10,967	13,012	11,516
GRAND TOTAL . . . "	—	—	—	—	—	3,94,357	3,31,180	5,44,959	15,70,214	15,30,421

No. 13—continued
DENMARK—concluded
EXPORTS THERETO—continued

FOREIGN MERCHANDISE

ARTICLES	QUANTITY					VALUE				
	1926-27	1927-28	1928-29	1929-30	1930-31	1926-27	1927-28	1928-29	1929-30	1930-31
FRUITS AND VEGETABLES . Value	—	—	—	—	—	R	R	R	R	R
INSTRUMENTS, APPARATUS AND APPLIANCES AND PARTS THEREOF	—	—	—	—	—	..	13,000	11,280
MACHINERY AND MILLWORK	—	—	—	—	—	9,897	3,975	13,355	12,100	12,000
AND OTHER ARTICLES OF MERCHANDISE	—	—	—	—	—	3,868	3,100	24,150	1,909	4,472
GRAND TOTAL	—	—	—	—	—	13,765	1,316	7,470	14,009	6,949
GRAND TOTAL OF INDIAN AND FOREIGN MER- CHANDISE	—	—	—	—	—	9,08,122	20,791	55,255	15,84,223	14,03,842

POLAND (including Dantzig)
IMPORTS THEREFROM

ARTICLES	QUANTITY					VALUE				
	1926-27	1927-28	1928-29	1929-30	1930-31	1926-27	1927-28	1928-29	1929-30	1930-31
ARTHWARE AND PORCE- LAIN Value	—	—	—	—	—	—	R	R	R	R
FURNITURE AND CABINETWARE— Furniture of wood	—	—	—	—	—	4,891	14,932	756	673	115
Mouldings	—	—	—	—	—	4,780	18,787	12,838	13,958	21,200
IRONWARE excluding CUT- LERY AND ELECTROPLAT- ED WARE— Enamelled ironware	—	—	—	—	—	21,387	50,459	23,041	5,666	1,809
MACHINERY AND MILLWORK— Textile Machinery— Cotton Machinery	—	—	—	—	—	—	—	19,133	873	..
IRONS AND STEEL— Iron or Steel— Bolts and nuts Tons	—	—	90	—	—	—	—	23,483
Tubes, pipes and fit- tings, wrought	48	80	1,706	1,704	5,262	10,165	19,902	3,47,357	4,03,365	18,94,687
Zinc or Spelter Cwts.	—	887	100	4,123	3,274	—	24,093	1,983	1,03,183	50,704
SUGAR— Sugar, 16 Dutch Standard and above Tons	2,287	440	5,86,388	60,412
Beet Sugar	16,088	2,374	1,560	34,21,717	22	..	3,11,850	1,09,308
TEXTILES— Cotton— Twist and yarn	19,900	25,506
Manufactures— Piecegoods— Coloured, printed or dyed Yards	41,817	9,508	..	40,807	13,001	22,545	6,839	..	37,041	5,483
Silk— Yarn, noils and warps Lbs.	4,180	15,735
Wool— Manufactures— Yarns and knitting wool	36,025	52,531	38,794	70,238	236,919	1,44,844	2,27,089	1,73,600	2,19,403	4,87,275
Piecegoods Yards	950	1,009	8,309	80,402	26,180	4,247	3,308	23,501	75,054	84,547
Artificial silk— Artificial silk yarn	2,200	6,000	3,825	10,040
FOOD AND TIMBER Value	—	—	—	—	—	24,321	50,682	1,02,219	1,84,730	3,12,392
ALL OTHER ARTICLES OF MER- CHANDISE	—	—	—	—	—	3,751	11,200	20,388	55,362	42,643
GRAND TOTAL	—	—	—	—	—	42,52,867	5,23,432	8,88,249	14,47,029	31,42,125

EXPORTS THERETO

INDIAN MERCHANDISE

ARTICLES	QUANTITY					VALUE				
	1926-27	1927-28	1928-29	1929-30	1930-31	1926-27	1927-28	1928-29	1929-30	1930-31
GRAIN, PULSES AND FLOUR— Rice not in the husk Tons	..	11,200	12,450	10,600	40,581	..	R	R	R	R
and No.	11	7	13	..	13,27,915	14,69,513	11,39,672	35,42,810
LEATHERS AND SKINS, RAW { and No.	1,500	2,125	13,250	11,594	6,725	13,758
CO. SHELL Cwts.	..	214	1,255	993	1,350	..	31,488	1,61,884	1,10,849	83,147
SA. BLACK Lbs.	..	45,076	90,380	53,150	85,696	..	51,103	1,08,293	56,016	90,533
ALL OTHER ARTICLES OF MER- CHANDISE Value	—	—	—	—	—	355	..
GRAND TOTAL	—	—	—	—	—	..	14,10,506	17,51,283	13,13,617	37,30,248

FOREIGN MERCHANDISE
N.L.

ARTICLES	QUANTITY					VALUE				
	1926-27	1927-28	1928-29	1929-30	1930-31	1926-27	1927-28	1928-29	1929-30	1930-31
						R	R	R	R	R
ANIMALS, LIVING . . . No.	1,841	1,089	393	440	332	27,850	18,246	24,776	14,959	33,4
APPAREL (excluding HOSIERY AND BOOTS AND SHOES)—										
Apparel (including drapery, uniforms, accessories, etc.) . . . Value	—	—	—	—	—	9,10,890	11,73,362	10,41,541	8,49,811	6,24,51
Gold and silver thread . . . "	—	—	—	—	—	6,54,524	6,34,883	6,48,290	5,25,646	3,56,71
Hats, caps, bonnets and hatter's ware . . . "	—	—	—	—	—	1,27,851	1,52,695	1,81,871	54,028	58,01
Lametta . . . Lbs.	200,211	291,997	238,054	178,238	130,599	3,60,120	5,10,596	3,82,031	2,77,632	1,98,91
Second-hand clothing . . . Value	—	—	—	—	—	298	137	2,053	10	11
Water-proofed clothing . . . "	—	—	—	—	—	7,168	3,582	—	4,423	14,36
Total Apparel, etc. . . "	—	—	—	—	—	20,60,846	24,75,255	22,00,762	17,12,150	12,52,76
ARMS, AMMUNITION, AND MILITARY STORES—										
Cartridge cases—										
Filled—										
Shotgun Cartridges (b) . . . No.	—	—	1,168,175	924,074	695,925	—	—	80,088	65,947	47,56
Rifle and other cartridges (b) . . . "	—	—	595,603	782,530	435,211	—	—	40,918	59,889	29,88
Total Filled . . . "	985,824	1,766,585	1,768,778	1,707,204	1,131,136	84,134	1,22,778	1,21,006	1,25,839	77,46
Empty . . . "	439,125	435,000	570,582	342,325	443,307	13,374	13,878	17,768	9,005	12,63
Total Cartridge cases . . . "	1,424,949	2,201,585	2,334,360	2,049,529	1,574,443	97,508	1,36,656	1,38,774	1,34,841	90,10
Explosives—										
Blasting fuse . . . Lbs.	254,482	118,952	88,882	89,348	132,024	1,24,384	1,49,177	43,280	62,474	77,10
No. of coils	681,416	343,928	249,420	313,800	444,200	—	—	—	—	—
Firearms and parts thereof—										
Firearms . . . No.	4,149	5,950	3,367	3,643	2,722	2,85,808	3,11,585	2,10,853	2,58,871	1,58,75
Parts of firearms . . . Value	—	—	—	—	—	1,898	1,086	2,587	1,780	1,18
Total Firearms and parts thereof . . . "	—	—	—	—	—	2,87,706	3,12,671	2,12,890	2,60,651	1,59,94
Other sorts . . . "	—	—	—	—	—	48,091	19,442	14,454	14,042	12,85
Total Arms, Ammunition, and Military stores . . . "	—	—	—	—	—	5,57,689	6,17,946	4,09,398	4,72,008	3,39,99
ART, WORKS OF, other than PICTURES . . . "	—	—	—	—	—	26,221	14,740	12,558	6,771	18,451
ASBESTOS—										
Asbestos Packing . . . Value	—	—	—	—	—	17,244	9,195	17,373	25,176	1,15,876
Other Manufactures . . . "	—	—	—	—	—	45,029	42,754	65,095	88,250	1,83,443
Total Asbestos . . . "	—	—	—	—	—	62,273	51,949	82,468	1,08,426	2,99,322
BELTING FOR MACHINERY—										
Of cotton . . . "	—	—	—	—	—	48,139	56,831	57,705	68,888	43,210
Of leather . . . "	—	—	—	—	—	45,722	43,079	37,046	63,024	35,612
Of other materials (including coil) . . . "	—	—	—	—	—	4,57,970	3,32,568	3,65,566	3,21,806	2,82,074
Total Belting for machinery . . . "	—	—	—	—	—	5,51,831	4,32,473	4,60,317	4,53,278	3,60,896
BOBBINS . . . "	—	—	—	—	—	2,47,994	1,55,964	39,333	49,915	1,95,837
BOOKS, PRINTED, AND PRINTED MATTER (not being STATIONERY), including MAPS AND CHARTS Cwts.	1,418	2,934	1,993	2,372	2,184	1,47,100	2,05,163	1,53,796	1,99,285	1,56,527
BOOTS AND SHOES—										
Of leather . . . Pairs	4,621	6,529	15,274	12,335	4,986	29,539	45,373	79,893	86,924	39,141
Canvas Shoes with rubber Soles (b) . . . "	—	—	435,808	472,921	177,669	—	—	5,61,353	5,57,939	1,59,924
Of other materials . . . "	29,746	201,859	46,216	66,471	21,014	80,248	3,30,750	87,278	82,013	20,290
Total Boots and Shoes . . . "	34,367	208,388	497,298	551,727	203,669	1,09,787	3,76,032	7,28,434	7,27,476	2,19,355
BRUSHES AND BROOMS—										
Brushes—										
Paint and varnish brushes . . . Dozs.	33,598	40,096	25,124	38,142	34,797	44,000	47,908	54,231	60,402	60,268
Toilet brushes . . . "	34,030	50,919	64,229	81,128	78,815	93,481	1,06,423	1,41,446	1,52,768	1,36,929
Other brushes and brooms . . . "	55,042	47,227	51,639	55,751	38,743	1,20,719	88,518	1,22,462	1,00,568	70,959
Total Brushes and Brooms . . . "	123,270	138,242	140,992	175,021	152,355	2,58,200	2,42,849	3,18,139	3,13,718	2,68,156
BUILDING AND ENGINEERING MATERIALS, other than OF IRON, STEEL, OR WOOD—										
Asphalt . . . Tons	10	7	197	58	27	852	957	12,803	3,422	2,547
Cement . . . "	8,800	5,055	4,765	4,932	3,077	4,65,482	2,38,767	2,19,799	2,19,305	1,45,909
Other kinds . . . "	399	295	100	156	6	26,182	19,585	11,682	22,814	2,885
Tiles . . . No.	1,665,307	850,483	1,075,070	1,447,766	966,752	1,00,290	93,159	99,722	1,47,125	85,237
Other kinds . . . Value	—	—	—	—	—	10,313	13,788	14,192	16,486	18,426
Total Building and Engineering materials . . . "	—	—	—	—	—	6,92,969	3,60,256	3,57,698	4,09,192	2,55,054

(b) Separately recorded from 1928-29.

No. 13—continued
GERMANY—continued
IMPORTS THEREFROM—continued

ARTICLES	QUANTITY					VALUE				
	1926-27	1927-28	1928-29	1929-30	1930-31	1926-27	1927-28	1928-29	1929-30	1930-31
BUTTONS OF ALL SORTS—										
Metal Value	—	—	—	—	—	R	R	R	R	R
Other sorts "	—	—	—	—	—	3,78,960	4,94,722	5,75,863	4,18,188	2,16,757
Total of Buttons of all sorts "	—	—	—	—	—	2,69,980	2,33,677	1,89,678	1,53,731	1,06,089
						6,48,940	7,28,399	7,15,541	5,71,910	3,22,846
CHEMICALS AND CHEMICAL PREPARATIONS (excluding CHEMICAL MANURES AND MEDICINES)—										
Acids—										
Acetic (Pyroligneous). Cwts.	2,064	1,565	2,024	1,398	1,960	70,364	58,953	70,208	53,416	63,833
Nitric "	47	83	657	1,766	3,955	3,061	3,366	16,964	30,418	77,839
Oxalic "	1,056	1,786	1,272	1,562	1,536	21,503	40,369	29,648	38,414	36,668
Sulphuric "	111	816	2,065	1,324	1,253	6,751	13,765	27,655	18,328	17,316
Tartaric "	236	96	748	410	337	16,269	7,805	53,746	40,087	20,541
Other sorts "	1,287	1,413	1,654	2,337	2,337	71,026	69,510	71,645	99,073	1,10,993
Total Acids "	4,801	5,709	8,420	8,857	11,408	1,91,974	1,93,768	2,69,866	2,80,636	3,36,100
Alum "	2,437	1,650	4,616	1,853	1,206	21,240	16,334	43,974	21,920	11,104
Aluminous sulphates "	6,610	6,363	7,965	20,772	16,798	33,100	36,788	33,782	96,753	71,870
Ammonia and Salts thereof—										
Anhydrous "	104	367	609	273	560	8,642	38,075	67,214	24,770	57,248
Other sorts "	10,342	6,284	5,241	9,658	7,128	1,77,691	1,62,446	1,17,807	1,91,088	1,75,129
Total Ammonia and salts thereof "	10,446	6,651	5,850	9,931	7,688	1,86,333	2,00,521	1,85,021	2,15,858	2,32,377
Arsenic and its oxides "	604	468	463	186	232	13,596	10,237	9,381	3,324	4,311
Bleaching powder (calcium hypochlorite, chloride of lime) "	23,497	20,909	11,871	16,264	25,251	2,13,881	2,21,367	1,30,992	2,24,938	3,20,701
Carbide of calcium "	719	1,249	1,340	2,659	..	2,330	16,189	20,043	36,060	9
Copperas (ferrous sulphate) "	640	692	99	6	210	2,309	3,307	519	418	1,217
Copper sulphate "	3,199	5,610	3,273	7,791	5,292	55,175	1,00,140	61,339	1,58,357	1,11,701
Disinfectants—										
Naphthalene "	3,016	5,505	4,012	3,350	4,360	37,264	89,140	57,061	47,604	50,205
Others "	278	46	53	250	236	4,980	2,900	1,844	6,686	5,880
Total Disinfectants "	3,294	5,551	4,065	3,609	4,646	42,244	92,130	58,905	54,290	56,085
Glycerine "		148	92	414	2,007		9,125	4,514	19,146	30,676
Lead compounds—										
Acetate "	5,260	5,323	3,524	3,024	2,164	1,57,203	1,60,020	1,10,626	84,720	58,376
Others "	99	310	109	160	72	2,384	8,864	3,002	3,920	1,853
Total Lead compounds "	5,359	5,633	3,633	3,184	2,236	1,60,087	1,68,884	1,13,628	88,640	60,234
Magnesium compounds—										
Chloride "	55,628	38,973	26,240	38,410	30,760	2,18,935	1,47,663	83,015	1,11,272	87,002
Sulphate "	39,890	62,124	37,317	58,263	43,769	1,22,490	1,77,908	1,11,724	1,88,051	1,50,973
Others "	369	204	123	38	405	3,213	2,776	2,127	812	3,699
Total Magnesium compounds "	95,887	101,301	63,686	96,711	74,934	3,44,638	3,28,345	1,96,866	3,00,135	2,41,674
Potassium compounds—										
Bichromate "	1,659	1,762	3,085	2,269	2,297	41,574	44,547	70,162	66,661	68,813
Chlorate "	20,878	11,780	15,709	18,839	19,189	4,60,974	2,10,430	2,81,390	3,23,646	3,40,736
Cyanide of Potassium "	10	28	264	11	16	1,456	3,614	13,776	1,581	2,198
Other sorts "	3,055	5,312	7,089	7,245	9,086	99,078	1,72,621	1,88,066	1,64,722	2,01,284
Total Potassium compounds "	26,502	18,882	26,147	28,414	30,588	6,03,082	4,31,212	5,62,424	5,56,560	6,13,031
Soda compounds—										
Bicarbonate of soda (sodium bicarbonate) "	600	781	61	44	2,941	9,473	7,194	510	1,202	26,280
Bichromate of soda "	692	1,651	5,217	1,844	2,712	14,531	32,237	97,069	47,064	64,604
Borax (including boric acid) "	403	704	858	958	1,210	10,772	16,432	17,019	12,453	17,623
Caustic soda (Sodium hydroxide) "	1,202	1,753	3,874	7,015	21,493	6,642	19,781	49,899	1,01,343	2,82,499
Cyanide of sodium "	450	..	3,500	3,750	1,000	21,379	1	1,65,294	1,77,427	44,206
Sodium silicate "	434	1,261	4	418	739	3,177	9,069	462	3,006	5,978
Soda sulphide "	17,222	19,335	16,295	10,808	16,683	1,35,194	1,47,596	1,04,052	85,026	1,36,626
Sodium Carbonate (soda ash and soda crystals) "	26,129	9,424	496	231	9,351	1,47,625	55,156	3,891	2,263	65,071
Other sorts "	15,882	10,155	12,937	9,132	12,093	3,33,259	4,41,469	2,65,114	1,16,021	1,30,633
Total Soda compounds "	63,023	51,064	43,242	34,390	68,227	6,92,052	7,28,935	7,03,319	5,40,925	7,73,525

No. 13—continued
GERMANY—continued
IMPORTS THEREFROM—continued

ARTICLES	QUANTITY					VALUE				
	1926-27	1927-28	1928-29	1929-30	1930-31	1926-27	1927-28	1928-29	1929-30	1930-31
CHEMICALS AND CHEMICAL PREPARATIONS (excluding CHEMICAL MANURES, etc.)—contd.						R	R	R	R	R
Sulphur (Brimstone) . Cwts.	67,257	71,487	89,062	23,367	54,243	3,20,305	3,70,171	4,42,907	1,27,888	2,54,39
Zinc compounds—										
Chloride	11,711	10,226	6,013	4,303	3,036	1,67,067	1,42,130	77,806	54,875	41,501
Others	421	68	112	56	3,065	11,346	2,153	2,457	1,628	19,751
Total Zinc compounds . . .	12,132	10,294	6,125	4,359	6,701	1,79,313	1,44,283	80,263	56,503	61,34
Other sorts of chemicals Value	—	—	—	—	—	21,71,335	26,14,791	12,12,631	15,79,396	15,63,101
Total Chemicals and Chemical preparations . .	—	—	—	—	—	52,48,084	56,86,627	41,49,374	43,76,731	47,87,691
CHINA CLAY Cwts.	84,834	4,248	200	—	10	1,18,122	16,775	795	1	5
CLOCKS AND WATCHES, AND PARTS THEREOF—										
Clocks and time-pieces . No.	164,444	164,085	198,140	217,998	191,097	4,41,038	4,79,772	6,69,440	6,58,854	5,19,17
Watches	22,895	11,903	16,185	4,086	2,951	48,919	24,515	34,059	7,445	8,051
Parts of clocks and watches Value	—	—	—	—	—	2,416	3,786	5,433	1,990	2,30
Total Clocks and Watches and parts thereof	—	—	—	—	—	4,92,418	5,08,073	7,06,932	6,63,289	5,29,521
COAL AND COKE Tons.	850	..	310	..	416	14,090	19	3,180	..	12,55
CORDAGE AND ROPE OF VEGETABLE FIBRE (excluding JUTE AND COTTON) . Cwts.	820	785	368	848	596	88,027	78,411	24,314	72,784	43,93
CORK MANUFACTURES	60	72	221	65	52	12,255	9,073	17,589	5,566	8,14
CUTLERY Value	—	—	—	—	—	30,29,433	26,40,240	22,24,291	26,80,302	15,71,55
DRUGS AND MEDICINES (excluding CHEMICALS AND NARCOTICS)—										
Aloes Cwts.	1,540	842	773	1,115	724	42,589	21,135	10,367	23,831	17,68
Camphor Lbs.	483,299	490,577	549,294	570,494	727,032	8,30,471	8,32,157	8,04,516	8,61,186	10,23,611
Codliver Oil	3,781	805	7,503	16,212	9,072	10,334	7260	4,752	8,085	3,23
Morphia and preparations of opium and morphia . Value	—	—	—	—	—	9,450	12,503	11,174	9,352	17,49
Proprietary and patent medicines	—	—	—	—	—	5,24,992	7,02,358	5,44,215	7,41,607	7,86,89
Quinine salts—										
Quinine sulphate or bisulphate Lbs.	24,625	24,685	29,479	29,931	32,911	5,04,481	4,81,763	3,92,485	5,63,418	6,15,34
Quinine hydrochloride or dihydrochloride	2,617	2,153	2,445	3,218	5,298	72,243	59,227	56,148	86,232	1,27,521
Other sorts	4,660	9,067	17,482	7,295	8,116	76,996	1,69,808	1,34,051	1,89,258	1,98,68
Total Quinine Salts	31,902	36,905	49,406	40,444	46,325	6,53,720	7,10,798	5,82,684	8,38,908	9,41,55
Saccharin	2,150	5,647	3,886	7,054	3,509	6,850	16,588	26,110	27,111	13,32
Other sorts of drugs and medicines Value	—	—	—	—	—	12,63,628	22,75,599	16,51,888	15,45,186	20,03,28
Total Drugs and Medicines	—	—	—	—	—	33,42,034	45,71,398	36,44,706	40,80,866	48,12,571
DYEING AND TANNING SUBSTANCES—										
Dyes obtained from coal tar—										
Alizarine (a) Lbs.	2,991,139	3,000,738	3,660,039	3,584,571	—	19,34,620	19,37,858	19,80,783	18,00,430	—
Alizarine Dry not exceeding 40 per cent. lbs.	—	—	—	—	10,980	—	—	—	—	13,893
Alizarine Dry others	—	—	—	—	10,426	—	—	—	—	20,315
Alizarine, Moist over 10 per cent but not exceeding 16 per cent.	—	—	—	—	265,470	—	—	—	—	98,773
Alizarine, Moist over 16 per cent. but not exceeding 20 per cent.	—	—	—	—	1,582,313	—	—	—	—	6,81,451
Alizarine, Moist over 20 per cent.	—	—	—	—	500,404	—	—	—	—	3,65,708
Total Alizarine	—	—	—	—	2,869,593	—	—	—	—	11,80,140
Aniline	6,001,810	9,005,045	9,720,174	9,171,076	9,491,854	184,02,564	1,15,98,446	1,30,27,851	1,01,71,854	1,27,76,298
Others	2,688	95,071	166,538	405,759	444,615	2,644	2,83,721	5,27,182	8,38,609	9,58,497
Total Dyes obtained from Coal tar	8,995,637	12,100,854	18,546,751	18,161,406	12,308,562	1,08,39,828	1,38,24,520	1,55,35,816	1,28,10,898	1,49,14,935
Indigo, synthetic Cwts.	48	7,168	8,344	10,62,933
Other sorts (including lac-dye) Value	—	—	—	—	—	2,57,233	1,32,823	49,561	41,543	1,28,291
Total Dyeing and Tanning substances	—	—	—	—	—	1,06,05,405	1,39,57,343	1,55,85,377	1,28,52,441	1,61,06,159
EARTHENWARE AND PORCELAIN—										
Earthenware—										
Sanitary ware Value	—	—	—	—	—	15,594	12,337	16,000	11,689	35,473
Other kinds	—	—	—	—	—	3,50,240	3,31,193	2,40,971	2,41,503	1,40,139
Total Earthenware	—	—	—	—	—	3,65,834	3,43,530	2,57,061	2,53,192	1,75,612

(a) Separately shown under the heads immediately following from 1930-31

No. 13—continued.
GERMANY—continued.
IMPORTS THEREFROM—continued

ARTICLES	QUANTITY					VALUE				
	1926-27	1927-28	1928-29	1929-30	1930-31	1926-27	1927-28	1928-29	1929-30	1931-31
EARTHENWARE AND PORCELAIN—contd.						R	R	R	R	R
Porcelain—										
Electrical . . . Value	—	—	—	—	—	45,747	60,129	58,471	40,938	73,506
Other kinds . . . "	—	—	—	—	—	1,88,371	2,32,832	2,21,771	1,94,981	87,713
Total Earthenware and Porcelain . . . "	—	—	—	—	—	6,30,658	6,36,491	5,35,303	4,98,061	3,36,825
ELECTROPLATED WARE . . . "	—	—	—	—	—	20,523	23,441	55,916	18,506	12,996
FIREWORKS . . . lbs.	1,059,470	730,141	1,421,585	1,143,282	329,991	7,35,746	5,33,634	8,74,320	6,58,688	2,94,750
FURNITURE AND CABINET-WARE—										
Bedsteads . . . Value	—	—	—	—	—	4,788	5,029	8,767	4,005	240
Furniture of wood (other than bedsteads) . . . "	—	—	—	—	—	59,086	49,995	41,209	32,319	33,190
Furniture of other materials (other than bedsteads) . . . "	—	—	—	—	—	43,298	43,234	98,343	80,857	26,214
Mouldings . . . "	—	—	—	—	—	5,27,286	4,87,411	6,90,159	5,22,904	3,35,574
Total Furniture and Cabinet-ware . . . "	—	—	—	—	—	6,35,358	5,84,719	8,33,478	6,40,085	3,35,218
Gelatine . . . cwt.	9	45	75	94	175	1,419	4,923	7,520	6,982	12,347
GLASS AND GLASSWARE—										
Bangles . . . value	—	—	—	—	—	10,39,443	12,60,669	6,62,759	1,66,850	64,244
Beads and false pearls . . . Cwts.	4,691	2,414	2,727	1,669	944	4,46,835	2,49,823	2,46,402	1,75,127	1,16,729
Bottles and phials—										
Sodawater bottles . . . Gross	27,110	26,060	26,924	27,711	17,450	7,78,025	7,35,703	7,20,731	7,23,612	4,68,947
Others . . . "	114,600	68,430	76,535	64,875	60,468	7,77,164	4,97,993	5,35,932	4,90,669	3,80,621
Funnels, globes, and glass parts of lamps . . . Value	—	—	—	—	—	10,23,062	10,84,318	9,46,374	9,45,283	4,32,584
Scientific glassware . . . "	—	—	—	—	—	1,11,137	92,122	94,377	75,589	83,070
Sheet and plate . . . Sq. Feet	764,066	782,667	597,628	659,485	1,301,957	76,235	1,58,459	1,51,719	1,55,007	1,72,300
Tableware (including decanters, tumblers, etc.) . . . Value	—	—	—	—	—	1,87,001	95,447	1,03,920	1,15,168	1,10,987
Other glassware . . . "	—	—	—	—	—	7,41,833	7,35,841	6,10,502	5,70,952	4,61,984
Total Glass and Glassware . . . "	—	—	—	—	—	51,80,785	49,10,380	40,72,716	34,18,257	23,50,466
GLUE . . . Cwts.	263	181	1,993	3,401	3,377	12,558	8,675	58,508	24,941	85,617
Graphite, crucibles . . . "	101	282	113	282	666	3,177	6,344	4,054	9,930	22,447
GUMS AND RESINS—										
Rosin . . . "	1,888	1,217	121	178	333	33,948	26,320	2,394	2,616	4,429
Others . . . "	422	359	133	90	524	12,038	16,373	8,919	5,393	30,077
HARDWARE excluding CUTLERY AND ELECTRO-PLATED WARE—										
Agricultural Implements Value	—	—	—	—	—	11,914	62,417	41,975	39,184	70,402
Buckets of tinned or galvanised iron . . . "	—	—	—	—	—	2,802	11,849	27,765	35,014	22,020
Builders' hardware, such as locks, hinges, door bolts, etc. . . "	—	—	—	—	—	19,30,960	17,28,688	19,67,399	23,42,959	13,33,277
Domestic hardware other than enamelled ironware . . . "	—	—	—	—	—	4,98,888	5,63,543	5,80,226	5,24,875	3,31,892
Enamelled ironware . . . "	—	—	—	—	—	9,60,493	7,57,970	6,77,229	3,59,784	2,53,268
Gas mantles . . . "	—	—	—	—	—	3,58,884	4,65,325	4,42,697	5,14,418	4,47,268
Implements and tools other than agricultural implements and machine tools . . . "	—	—	—	—	—	12,85,872	12,04,745	14,40,115	12,89,126	9,66,803
Lamps, metal . . . No.	3,953,588	4,604,599	4,820,556	4,354,709	2,364,299	50,84,734	55,30,542	58,06,685	56,44,830	37,08,859
Lamps, glass . . . "	23,251	26,454	10,218	9,708	7,742	61,724	39,284	27,750	12,727	8,847
Parts of lamps other than glass . . . Value	—	—	—	—	—	2,00,981	5,41,313	4,38,701	5,80,036	2,88,302
Safes and strong boxes of metal . . . No.	1,566	1,500	296	150	176	80,360	72,394	36,409	21,323	24,958
Stoves . . . "	23,049	37,221	31,622	24,018	16,553	45,135	74,619	50,328	62,026	31,912
Other sorts . . . Value	—	—	—	—	—	52,19,599	50,57,047	53,24,369	51,03,773	32,81,226
Total Hardware excluding Cutlery and Electro-plated ware . . . "	—	—	—	—	—	1,58,32,371	1,61,14,686	1,68,61,639	1,65,30,635	1,07,71,534
Hops . . . Cwts.	85	68	131	543	321	4,575	4,897	7,889	34,392	16,710

ARTICLES	QUANTITY					VALUE				
	1926-27	1927-28	1928-29	1929-30	1930-31	1926-27	1927-28	1928-29	1929-30	1930-31
						B	B	B	B	B
INSTRUMENTS, APPARATUS, AND APPLIANCES, AND PARTS THEREOF—										
Electrical, including telegraph and telephone apparatus not being machinery—										
Electric fans and parts thereof . . . Value	—	—	—	—	—	2,78,320	5,49,200	3,15,469	4,75,104	2,97,153
Electric wires and cables—										
Rubber insulated . . .	—	—	—	—	—	1,21,316	1,12,110	2,11,965	3,30,748	3,91,349
Insulations, other than rubber . . .	—	—	—	—	—	1,22,211	81,245	1,06,796	93,522	3,80,432
Telegraph and telephone wires and cables . . .	—	—	—	—	—	11,433	4,247	1,069	18,626	5,975
Bare copper wire (Electrolytic) (b) . . . Cwts.	—	—	—	—	5,110	1,28,786	1,60,632	1,16,682	1,33,671	2,50,651
Total Electric wires, etc. . . Value	—	—	—	—	—	3,83,746	3,67,234	4,36,512	5,76,567	10,28,407
Telegraph and Telephone instruments and Apparatus . . .	—	—	—	—	—	1,371	12,231	4,906	8,311	13,962
Electric lamps and parts thereof—										
Electric glow lamps (a) . . . No.	272,936	537,801	509,112	—	—	1,34,934	2,14,420	2,06,137	—	—
Flash lights, including torch lights, etc. . .	—	—	—	555,035	81,213	—	—	—	2,41,850	74,838
Automobile lighting lamps . . .	—	—	—	13,623	13,101	—	—	—	6,163	5,446
Standard lighting lamps . . .	—	—	—	336,610	258,409	—	—	—	1,61,540	1,49,107
Other sorts . . .	97,068	277,619	592,812	47,495	7,129	69,415	1,23,895	2,07,426	42,339	18,684
Parts and accessories of electric lamps . . . Value	—	—	—	—	—	1,30,569	1,67,265	3,48,555	9,23,446	9,46,527
Batteries . . .	—	—	—	—	—	1,35,017	2,47,505	2,61,648	3,60,036	2,74,554
Electro-Medical Apparatus . . .	—	—	—	—	—	10,990	27,032	86,846	66,045	76,428
Electric lighting accessories and fittings (including switches) . . .	—	—	—	—	—	2,72,730	2,57,468	2,77,518	3,16,205	2,16,096
Electric bell apparatus . . .	—	—	—	—	—	3,495	6,054	5,789	5,771	5,666
Accumulators . . .	—	—	—	—	—	3,278	27,227	23,564	89,949	84,030
Carbons, electric . . .	—	—	—	—	—	20,246	12,437	14,836	14,062	30,031
Meters . . .	—	—	—	—	—	47,629	1,09,756	85,088	1,20,607	1,27,783
Switch boards . . .	—	—	—	—	—	1,807	5,800	32,476	19,099	12,855
Electrical goods and apparatus not enumerated . . .	—	—	—	—	—	6,02,317	6,78,444	7,31,037	8,35,826	9,12,178
Total Electrical Instruments, etc. . .	—	—	—	—	—	21,95,864	28,05,068	30,37,307	42,07,980	42,79,750
Musical—										
Pianos and Piano-players, complete . . . No.	126	149	130	133	70	1,28,542	1,35,944	1,30,987	1,26,152	65,874
Talking machines and accessories—										
Talking machines . . .	1,757	2,464	1,919	2,489	1,601	42,075	47,097	45,486	52,734	40,852
Records . . .	12,224	19,100	25,187	19,650	69,590	11,163	21,244	22,588	17,361	62,930
Accessories . . . Value	—	—	—	—	—	1,44,098	1,18,233	98,108	1,87,445	1,18,242
Other sorts, including parts of musical instruments . . .	—	—	—	—	—	6,19,207	3,57,221	3,89,059	3,69,265	2,45,423
Total Musical . . .	—	—	—	—	—	9,45,085	6,79,789	6,86,228	7,53,157	5,39,326
Optical										
Photographic—										
Cinematograph—										
Raw films . . . Length in feet	—	5,622,629	7,147,630	9,419,374	12,433,181	—	2,72,776	3,79,230	4,23,733	5,16,941
Exposed films . . .	—	139,015	260,236	540,237	442,729	—	10,933	33,947	69,271	82,660
Total of Cinematograph films . . .	3,317,126	5,761,644	7,407,866	9,959,611	12,875,910	2,04,327	2,83,709	4,13,227	4,93,054	5,99,601
Photographic other than Cinematograph films . . . Value	—	—	—	—	—	3,77,448	3,48,355	3,80,210	5,81,885	6,68,627
Scientific and philosophical . . .	—	—	—	—	—	4,09,635	4,28,859	4,35,762	3,55,110	3,31,164
Surgical . . .	—	—	—	—	—	5,61,470	5,51,191	5,54,325	6,03,650	5,34,794
Wireless apparatus . . .	—	—	—	—	—	12,661	90,475	1,51,239	78,577	33,800
Other kinds . . .	—	—	—	—	—	1,20,219	1,08,023	2,21,322	1,38,555	2,35,551
Total Instruments, Apparatus, and Appliances, and parts thereof . . .	—	—	—	—	—	52,61,972	57,31,185	65,53,720	77,15,912	75,24,106

(a) Separately shown under the heads immediately following, from 1929-30.
(b) Quantity recorded from 1930-31.

No. 13—continued
GERMANY—continued.
IMPORTS THEREFROM—continued

ARTICLES	QUANTITY					VALUE				
	1926-27	1927-28	1928-29	1929-30	1930-31	1926-27	1927-28	1928-29	1929-30	1930-31
IVORY—						R	R	R	R	R
Unmanufactured . . Libs.	38,646	54,654	33,004	34,509	42,986	3,00,276	4,11,643	2,63,314	2,80,589	2,94,022
Manufactured . . Value	—	—	—	—	—	5,175	350	91	52	11
Total Ivory . . "	—	—	—	—	—	3,05,450	4,11,993	2,63,905	2,80,621	2,94,033
JEWELLERY (excluding IMITATION JEWELLERY, AND PRECIOUS STONES AND PEARLS, UNSET), ALSO PLATE OF GOLD AND SILVER—										
Jewellery . . . "	—	—	—	—	—	46,504	49,280	40,502	39,002	58,158
Plate of gold and silver . . "	—	—	—	—	—	25,262	33,187	39,303	10,466	17,472
Total Jewellery . . "	—	—	—	—	—	71,766	82,467	79,805	49,468	75,630
LEATHER—										
Skins, tanned or dressed . . Tons	2	3	3	25,567	24,172	49,712	78,200	78,441
Unwrought . . Cwts.	75	52	69	109	53					
Leather cloth (including artificial leather) . . Sq. yds.	19,267	18,515	32,057	56,471	64,213	15,616	10,337	18,681	37,160	46,538
Manufactures (excluding boots and shoes and belting for machinery)—										
Bags and trunks . . Cwts.	26	31	45	83	34	7,636	12,304	16,516	25,223	16,401
Picking bands and straps . . "	46	55	170	117	135	11,161	12,777	43,195	29,186	33,223
Other sorts . . Value	—	—	—	—	—	43,948	38,651	68,300	78,664	68,659
Total Leather . . "	—	—	—	—	—	1,40,000	1,39,469	2,52,467	3,00,236	2,70,505
LIQUORS including DERATURSED AND PERFUMED SPIRITS—										
Ale, beer and porter—										
Ale and beer—										
In bottle . . Gals.	1,068,153	1,074,290	1,012,368	1,045,522	898,160	29,71,868	30,65,841	27,82,569	29,98,572	26,11,272
In bulk . . "	19,094	17,753	9,853	2,627	5,235	42,756	47,381	28,144	7,785	10,830
Stout and porter—										
In bottle . . "	3,579	397	296	133	41	9,334	2,731	780	325	86
Spirits—										
Brandy . . . "	50,623	46,860	38,524	35,448	19,044	2,77,285	2,43,903	1,76,578	1,83,593	1,08,525
Gin . . . "	2,200	2,397	2,021	1,279	455	12,875	13,605	12,492	9,936	3,432
Liqueurs . . . "	1,106	692	1,020	893	689	12,417	13,364	16,859	19,208	11,633
Rum . . . "	11,884	7,998	6,083	6,518	3,145	59,635	36,968	30,698	26,371	13,097
Whisky . . . "	9,700	9,032	6,287	4,944	2,619	59,897	59,451	41,090	26,222	15,753
Spirit, present in drugs, medicines, or chemicals . . . "	5,322	7,117	5,998	5,525	6,470	1,26,273	1,54,560	1,50,069	1,19,069	1,39,515
Spirit, perfumed . . "	4,187	3,934	3,407	3,696	2,946	1,99,528	2,32,174	1,98,031	1,88,444	1,66,924
Other sorts . . . "	5,700	1,467	3,186	1,618	1,047	39,955	22,238	57,508	65,115	27,535
Total Spirit . . "	90,727	80,307	61,476	59,916	36,415	7,86,865	7,76,263	6,85,725	6,37,058	4,76,354
Wines—										
Champagne and other sparkling wines . . "	2,357	2,238	1,780	1,457	1,201	42,952	54,730	31,628	29,792	21,118
Still red wines other than port . . "	3,704	3,657	3,075	3,717	3,419	26,127	23,746	18,501	25,103	24,796
Still white wines other than sherry, madeira and marsala . . "	1,223	1,356	1,096	1,404	1,013	16,461	14,533	12,760	15,909	11,306
Other sorts including Vermouth and ginger wine . . . "	2,543	1,522	2,504	1,477	1,793	18,392	10,704	15,380	9,033	17,408
Total Wines . . "	9,827	8,823	8,405	8,055	7,426	99,432	1,03,713	78,269	79,897	74,718
Other sorts of liquors . . "	16	60	163	55	178	990
Total Liquors . . "	1,191,401	1,181,630	1,092,061	1,116,253	942,277	39,10,310	39,96,107	35,76,477	37,23,627	30,73,260

No. 13, continued
GERMANY, continued

IMPORTS THEREFROM, continued

ARTICLES	QUANTITY					VALUE				
	1926-27	1927-28	1928-29	1929-30	1930-31	1926-27	1927-28	1928-29	1929-30	1930-31
						R	R	R	R	R
MACHINERY AND MILLWORK—										
Prime-movers (other than electrical)—										
Locomotives (including those for railways)—										
Oil engines No.	5	15	7	..	1	10,798	24,061	28,715	..	5.2
Parts of oil engines Value	1,118	893	13,818	24,975	4.0
Steam Engines No.	22	5	8	17	5	2,08,707	20,034	68,986	5,84,256	33.3
Parts of Steam Engines Value	32,660	15,512	31,260	33,343	9.2
Railway Locomotives, engines, tenders and parts thereof	3,51,816	44,07,202	27,87.3
Others	193	8,758	7
Other than Locomotives—										
Gas Engines No.	1	2	..	6	4	1,750	6,181	..	65,490	1.5
Parts of Gas Engines Value	115	3,204	255	12,248	1.2
Oil Engines No.	158	120	159	230	195	4,06,474	3,28,259	4,10,115	6,72,696	3,00.7
Parts of Oil Engines Value	91,714	70,062	97,760	1,01,333	1,56.8
Steam Engines No.	11	12	6	1	..	1,40,567	99,511	31,859	275	..
Parts of Steam Engines Value	14,870	42,842	27,498	4,850	4.1
Others	29,639	22,765	3,025	62,303	21.5
Electrical machinery of all kinds, not including instruments, apparatus, and appliances, and parts thereof—										
Control and switch gear	1,35,183	1,34,292	1,43,266	2,56,804	1,63.2
Generators, alternators and dynamos	1,50,337	1,35,015	2,97,568	2,35,858	1,74.0
Motors	1,23,833	1,73,208	2,93,168	2,51,838	2,56.0
Transformers	1,05,384	27,479	47,710	1,24,294	98.2
Turbogenerating sets	1,730	899	28,232	7,484	1.5
Others	5,68,106	4,60,145	5,08,698	7,54,553	9,80.7
Total Electrical machinery of all kinds, etc.	10,94,663	9,31,088	13,18,687	16,30,336	10,74.5
Machinery, not being prime-movers or electrical machinery—										
Aerated water making machinery	74,970	68,654	40,006	40,436	34.7
Agricultural tractors and parts	10,979	6,450	6,735	3,733	6.0
Other sorts	9,214	18,497	76,455	1,16,517	80.1
Bollers	1,48,397	1,04,289	3,04,235	2,20,614	9,61.2
Boot and shoe manufacturing machinery	4,562	..	4,096	..	8
Leather tanning and curing machinery	935	3,818	12,758	61,166	4.5
Metal working machinery	2,26,954	3,44,380	2,14,390	3,15,830	1,87.7
Mining Machinery	15,52,487	22,84,996	1,93,553	90,000	7.1
Oil crushing and refining machinery	5,84,021	8,48,615	11,23,674	10,30,865	5,56.4
Paper mill machinery	12,236	15,307	4,89,006	17,385	30.13
Refrigerating machinery	67,239	55,270	27,433	17,367	14.01
Rice and flour mill machinery	12,04,325	12,54,231	9,98,306	6,98,560	4,10.41
Saw mill and wood working machinery	10,627	7,996	17,573	25,689	16.41
Sewing and knitting machines and parts thereof—										
Sewing and knitting machines No.	18,433	18,013	23,682	19,099	14,823	12,33,085	12,58,714	18,60,864	16,04,344	12,48,794
Parts of sewing and knitting machines and accessories Value	86,944	1,31,660	1,34,338	95,219	1,23,210
Total Sewing and Knitting machines, etc.	13,20,029	13,90,374	19,95,202	17,00,563	13,72,004
Sugar machinery	21,489	1,11,257	23,215	8,332	23,233
Tea machinery	10,782	3,887	9,978	48,269
Textile machinery—										
Cotton—										
Bleaching and dyeing machinery	42,403	2,02,226	93,233	95,077	90,082
Spinning	2,07,438	1,08,657	2,39,033	3,81,570	2,68,061
Weaving	1,18,219	2,97,873	2,07,916	7,57,378	2,33,061
Other sorts	84,763	99,099	93,285	62,797	1,30,625
Jute machinery	22,630	46,508	30,694	83,511	19,652
Wool machinery	3,002	4,473	1,318	3,94,094	3,579
Other sorts	53,369	1,47,390	2,23,013	1,72,354	1,32,813
Total Textile machinery	5,31,824	9,01,216	8,88,437	19,47,704	8,77,853

* Recorded under " Railway plant and rolling stock " prior to 1928-29.

No. 13—continued
 GERMANY—continued
 IMPORTS THEREFROM—continued

ARTICLES	QUANTITY					VALUE				
	1926-27	1927-28	1928-29	1929-30	1930-31	1926-27	1927-28	1928-29	1929-30	1930-31
MACHINERY AND MILLWORK— <i>continued</i>						R	R	R	R	R
Machinery not being prime-movers or electrical machinery— <i>continued</i>										
Typewriters and parts	—	—	—	—	—	33,155	39,245	33,263	70,477	84,050
Other sorts of machinery excluding printing machinery	—	—	—	—	—	16,10,394	14,49,227	24,28,720	33,30,498	19,99,688
Total Machinery and Millwork	—	—	—	—	—	94,58,605	1,04,82,946	1,13,98,342	1,73,70,378	1,18,06,445
MANURES—										
Artificial and mineral manures—										
Muriate of potash Tons	3,804	5,466	6,139	7,482	4,116	4,30,694	6,55,578	7,12,265	8,65,936	4,57,564
Nitrate of Soda	349	245	365	130	70	63,709	46,224	60,631	20,761	10,695
Sulphate of Ammonia	380	274	..	2,286	200	64,450	47,644	..	3,83,245	23,820
Other kinds of manures	2,847	3,598	2,119	4,221	2,300	2,49,823	4,08,854	2,39,893	5,70,723	2,64,264
Total Manures	7,380	9,588	8,643	14,119	6,686	8,08,676	11,58,300	10,12,789	17,90,665	7,56,343
MATCHES—										
Safety Gross of boxes	3,890	148	4,583	5,250	2	4,110	700	6,439	3,840	3
Other sorts	8,010	6,027	82
Total Matches	11,900	148	4,583	5,250	2	10,137	782	6,439	3,840	3
METALS AND ORES—										
Aluminium—										
Unwrought (ingots, blocks, bars, etc.) Cwts.	1,541	73,270	..	15
Wrought—										
Circles	14,167	2,390	2,996	12,376	13,936	13,01,905	2,21,279	2,35,837	10,20,392	10,80,789
Sheets	366	552	270	175	217	31,683	50,804	25,819	17,156	17,742
Other manufactures	2,762	1,716	1,632	2,536	1,339	3,95,121	2,43,594	2,45,317	3,48,306	2,22,868
Total Aluminium	18,836	4,658	4,898	15,587	15,992	18,01,979	5,15,477	5,07,088	13,85,044	13,21,309
Brass, Bronze, and similar alloys and manufactures thereof—										
Wrought—										
Mixed or yellow metal, for sheath- ing	241,202	194,756	234,224	231,884	218,554	1,13,87,422	87,77,736	1,10,90,547	1,13,62,038	88,31,076
Rods	4,095	4,712	3,739	2,308	5,179	1,76,390	1,94,269	1,58,634	1,23,338	1,95,931
Sheets	2,348	2,147	1,069	5,265	1,602	1,14,335	1,02,613	55,158	2,62,409	79,706
Tubes	986	611	812	1,218	1,456	61,620	33,903	52,628	84,362	33,806
Wire	2,358	509	239	301	629	1,32,824	27,933	16,786	21,303	34,926
Other sorts	13,809	7,037	10,101	10,183	11,499	8,51,686	4,51,889	6,28,334	6,90,417	6,50,346
Total Brass, Bronze, etc.	264,798	209,822	250,234	251,659	238,919	127,24,327	95,93,343	1,19,07,185	1,25,43,917	98,75,881
Copper—										
Unwrought—										
Tiles, ingots, cakes, bricks and slabs	19,526	1,460	2	..	178	9,24,434	63,404	80	..	7,870
Wrought—										
Brackets	773	30	338	127	..	38,462	1,738	18,545	4,080
Sheets	153,125	59,031	89,122	42,439	49,897	69,54,999	29,13,949	43,16,624	26,07,953	24,72,794
Rods	4,530	5,630	2,780	1,368	1,509	2,44,346	2,94,567	1,40,359	1,22,694	80,929
Tubes	2,701	1,042	556	687	1,237	1,74,346	70,105	38,702	59,945	81,815
Wire excluding wire of telegraph and telephone	1,624	1,311	1,028	920	916	1,14,512	81,799	63,794	62,959	49,033
Others	2,560	3,001	2,446	1,575	1,266	2,51,336	2,43,058	2,88,081	1,99,126	1,62,737
Total Copper	184,266	72,348	89,964	47,877	55,130	86,63,973	37,05,344	48,58,428	30,71,225	28,59,858
Ferro-alloys (a) Tons	—	—	—	—	103	—	—	—	—	22,608
German silver (includ- ing nickel silver)	9,306	8,411	5,356	4,870	4,114	8,24,592	6,99,165	4,55,723	4,23,338	3,52,737
Iron—										
Pig	130	30,563
Manufactures—										
Angle, bolt and rod	3	495	414	2	502	1,250	45,793	40,019	413	44,334
Bars and channels	34	27	34	62	575	6,704	4,795	15,209	15,430	63,658
Others	5	5	1	1,400	4,608	500
Total Iron (excluding ore)	42	527	608	64	1,078	9,354	55,196	91,791	15,843	1,08,548

(a) Separately recorded from 1930-31.

GERMANY—continued
IMPORTS THEREFROM—continued

ARTICLES]	QUANTITY					VALUE				
	1926-27	1927-28	1928-29	1929-30	1930-31	1926-27	1927-28	1928-29	1929-30	1930-31
METALS AND ORES—continued										
Steel—										
Angle and Tee . . Tons	5,570	1,877	4,540	791	624	5,16,842	1,63,632	4,25,004	76,975	52,801
Spring . . . "	666	417	43	67	167	93,029	73,527	4,090	10,075	19,455
Bars, other than cast . . "	27,393	14,233	13,716	10,353	2,794	25,66,009	12,68,638	14,09,818	11,31,490	2,70,673
Cast—										
Tool Steel—										
High speed . . . "	6	11	3	32	14	30,053	7,678	5,169	86,409	22,437
Carbon . . . "	74	18	10	36	14	47,975	10,313	4,279	24,617	5,462
Cast Steel Bars . . . "	46	6	12	4	56	24,319	6,676	4,434	2,716	21,041
Other cast steel . . . "	94	165	267	79	154	25,707	51,294	72,978	19,740	39,507
Ingots, blooms, billets and slabs . . "	123	24,019	8,084	7,319	30	10,678	17,43,014	6,48,538	5,86,457	2,882
Total Steel . . . "	33,972	40,776	26,675	18,081	3,853	33,14,412	33,24,672	25,74,310	19,83,709	4,34,257
Iron or Steel—										
Beams, channels, pillars, girders, and bridgework . . "	2,743	3,072	2,224	6,345	3,614	2,60,406	4,65,823	1,92,842	7,70,044	6,95,268
Bolts and nuts . . . "	2,766	1,353	2,212	1,924	895	3,48,229	3,94,320	6,77,717	6,48,165	3,20,566
Fencing materials including fencing wire . . . "	2,163	2,980	2,557	3,393	2,108	6,60,057	7,99,252	7,32,687	10,77,862	5,69,881
Hoops and strips . . . "	4,653	4,391	5,196	3,013	3,457	7,02,924	6,04,587	7,99,510	4,35,975	4,68,194
Nails, rivets and washers (excluding wire nails) . . . "	1,912	1,518	2,235	1,547	1,217	4,36,812	3,58,549	4,59,090	3,95,041	3,13,798
Pipes and fittings, cast . . . "	902	1,264	409	409	91	1,77,907	2,32,667	1,16,538	1,05,729	22,758
Rails, chairs and fishplates, etc. . . . "	709	980	2,554	2,225	498	73,712	1,00,664	2,60,364	2,61,920	49,738
Screws "	433	—	—	—	—	2,95,368	—	—	—	—
Screws—										
Wood (a) "	—	699	310	245	232	—	3,80,547	1,38,630	1,34,626	1,25,550
Metal thread (a) "	—	102	239	78	47	—	52,810	1,30,863	33,934	21,529
Sheets and Plates—										
Galvanized—										
Corrugated "	1,967	5,079	3,843	2,055	3,196	4,36,300	11,55,326	7,57,987	4,22,162	5,74,711
Plain "	859	1,602	1,871	1,849	1,667	1,81,949	3,03,922	2,43,239	3,19,233	2,70,592
Not galvanized or tinned—										
Sheets up to ½ inch thick "	3,983	372	98	66	53	5,55,274	42,556	14,608	9,973	6,365
Plates over ½ inch thick "	4,954	576	521	987	144	5,29,672	61,376	61,475	1,08,030	17,513
Other sorts "	123	3	..	3	554	17,975	1,061	..	807	91,247
Total Sheets and Plates "	11,890	7,632	5,833	4,960	5,619	17,71,170	15,64,241	10,77,309	8,56,105	9,60,458
Iron or Steel—										
Tubes, pipes, and fittings, wrought "	9,785	7,227	6,412	6,294	5,835	25,24,171	18,37,764	15,80,657	16,58,122	16,47,663
Sleepers and Keys of steel or iron for Railways* "	—	—	4,309	411	376	—	—	3,41,305	43,832	37,086
Wire nails "	3,276	2,236	2,903	2,414	2,072	5,77,890	4,20,581	4,88,584	4,14,123	3,21,995
Wire rope—										
Black "	12	19	14	14	136	6,553	11,559	4,418	6,599	71,855
Galvanized "	79	198	321	233	324	39,163	97,757	1,31,479	1,25,486	1,34,129
Wire, other than fencing wire "	1,433	2,153	3,303	2,813	6,594	3,06,014	5,01,108	6,24,136	5,87,900	10,58,215
Other manufactures of iron or steel "	2,298	1,414	1,544	1,615	700	4,44,278	2,78,456	3,19,470	3,58,683	1,76,087
Total of Iron or Steel "	45,014	37,263	42,675	38,933	38,815	91,30,659	81,00,692	80,75,599	79,15,551	69,04,819
Lead—										
Wrought—										
Sheets Cwts.	69	389	333	210	232	1,583	7,770	5,399	4,164	4,597
Pipes and tubes "	935	963	972	454	308	27,814	31,367	20,371	11,539	16,437
Other sorts "	292	184	90	57	107	17,830	3,344	3,798	2,020	3,461
Total Lead (excluding ore) "	1,296	1,536	1,395	721	1,197	47,227	37,481	30,568	18,373	24,495

(a) Separately recorded from 1927-28.

* Recorded under "Railway plant and rolling stock" prior to 1928-29.

No. 13—continued

GERMANY—continued
IMPORTS THEREFROM—continued

ARTICLES	QUANTITY					VALUE				
	1926-27	1927-28	1928-29	1929-30	1930-31	1926-27	1927-28	1928-29	1929-30	1930-31
						R	R	R	R	R
METALS AND ORES—continued										
Quicksilver . . . Lbs.	23	71	4,309	7,329	5,371	405	401	17,137	30,927	23,495
Zinc or Spelter— Unwrought . . . Cwts.	9,954	8,770	25,304	72,861	15,837	2,52,001	1,94,561	4,60,023	14,52,746	2,21,521
Wrought or manufac- tured . . . "	40,779	10,358	1,518	6,552	8,436	11,14,825	2,52,433	44,991	1,63,189	1,55,059
Other sorts . . . "	3	—	11	3,230	—	248
Total Zinc or Spelter ..	50,736	19,128	27,483	79,413	24,273	13,70,056	4,46,994	5,05,262	16,15,935	3,76,580
Metals, unenumerated ..	760	2,518	3,179	2,171	4,055	57,615	1,17,235	1,19,388	1,08,797	1,06,747
Ores, .. Tons	11	1	..	3,396	437	238
Total Metals (excluding Ores) . . . "	105,527	94,497	89,088	77,858	61,036	3,79,44,599	2,65,98,000	2,92,02,434	2,90,75,127	2,25,61,424
Total Metals and Ores . . "	105,538	94,497	89,088	77,854	61,038	3,79,47,995	2,65,98,000	2,92,02,434	2,90,75,564	2,25,61,600
MICA—										
In blocks . . . Cwts.	152	87	36	145	27	19,451	7,400	4,659	6,659	5,302
In splittings . . . "	340	94	82	11,661	8,114	12,256
Total of Mica . . . "	152	87	376	239	109	19,451	7,400	16,320	14,773	17,558
OILS—										
Animal— Fish oil . . . Gals.	17,343	15,010
Essential— Synthetic . . . "	1,170	973	775	1,049	804	40,860	33,892	37,705	41,621	31,465
Other sorts . . . "	3,220	2,650	3,413	3,817	4,475	2,29,882	1,82,704	1,90,484	3,75,663	1,81,089
Total Essential Oils ..	4,390	3,623	4,188	4,866	5,279	2,70,742	2,16,596	2,28,189	4,17,284	2,12,544
Mineral— Lubricating oils . . "	188,029	187,368	34,302	54,734	195,197	1,43,247	2,14,365	34,922	45,569	1,50,712
White oils (*) . . . "	2,352,521	908,944	21,21,500	7,41,368
Other kinds . . . "	2,578,479	2,461,792	3,367,573	91,999	47,073	26,20,514	23,05,645	38,87,467	1,52,067	99,880
Other kinds of oils . . "	53,001	68,431	7,649	1,718	2,964	1,00,838	1,40,575	39,342	11,786	25,790
Total Oils . . . "	2,824,499	2,721,214	3,413,712	2,505,838	1,174,800	31,40,391	33,77,181	41,90,410	27,43,206	12,46,322
OIL-CLOTH AND FLOOR- CLOTH . . . Sq. Yards	121,755	91,764	118,081	156,150	234,896	74,302	44,681	71,208	82,650	1,43,744
PAINTS AND PAINTERS' MATERIALS—										
Paints and Colours— Barites . . . Cwts.	25,101	7,898	14,777	75,112	37,543	33,559	27,213	45,125	2,15,563	2,15,923
Blue paint or Paris blue . . . "	985	1,351	930	2,514	3,543	80,558	99,888	71,258	1,64,434	1,96,212
Enamels, prepared (b) ..	508	513	752	922	..	37,623	37,624	50,916	69,136	..
Red Lead— Genuine dry . . . "	911	1,692	1,004	581	1,239	28,420	45,602	22,394	9,920	24,401
Reduced dry . . . "	20	50	..	100	135	277	750	..	864	1,793
White Lead— Genuine dry . . . "	134	95	40	234	337	3,395	2,398	917	5,057	8,142
Lithopone (a)— Dry . . . "	1,910	24,664
Zinc white— Genuine dry . . . "	1,527	1,391	1,023	1,120	2,943	40,795	47,165	16,544	21,083	54,456
Reduced dry . . . "	962	634	812	382	357	20,324	13,492	12,265	5,134	4,697
Genuine moist . . . "	212	236	242	80	145	4,863	4,939	4,757	1,823	3,980
Reduced moist . . . "	290	292	2	..	156	4,164	4,054	42	..	2,617
Other sorts (c) . . . "	16,139	21,033	16,391	16,669	..	5,47,600	6,19,156	6,21,359	5,91,221	..
Coloured dry . . . "	24,842	4,20,021
Moist . . . "	1,189	54,409
Others . . . "	697	12,236
Total Paints and Colours ..	45,789	35,690	37,998	97,664	125,959	3,62,081	9,01,361	3,45,577	10,84,820	10,83,670
Painters' materials (other than paints and colours)— Turpentine— Genuine turpentine ..	902	675	180	3,594	291	48,359	29,579	7,662	45,531	6,679
Varnish (c) . . . "	2,262	2,537	2,526	2,244	..	1,09,323	1,10,935	1,14,569	1,02,384	..
Enamels . . . "	251	20,754
Laquers . . . "	210	8,004
Other kinds . . . "	1,632	66,745
Total varnish . . . "	2,093	95,503
Other kinds . . . Value	25,777	40,284	36,717	53,900	39,393
Total Painters' mate- rials other than paints and colours	1,33,959	1,33,893	1,58,948	2,01,815	1,42,075
Total Paints and Painters' materials	10,36,040	10,90,259	10,04,525	12,86,635	11,75,745

* Separately recorded from 1929-30.

(a) .. 1930-31.
(b) Shown under varnishes from 1930-31.
(c) Shown under sub-heads from 1930-31.

No. 13—continued
GERMANY—continued
IMPORTS THEREFROM—continued

ARTICLES	QUANTITY					VALUE				
	1926-27	1927-28	1928-29	1929-30	1930-31	1926-27	1927-28	1928-29	1929-30	1930-31
PAPER AND PASTEBOARD—										
Paper—										
Packing paper . Cwts.	65,501	53,287	61,605	65,490	38,406	12,92,375	12,20,404	10,69,714	10,59,074	5,26,258
Printing paper—										
News printing . "	91,771	25,625	43,490	57,025	28,380	13,18,757	3,61,006	5,92,759	7,60,602	3,83,995
Other sorts . "	41,717	28,390	46,452	33,824	25,834	8,00,037	5,88,454	9,23,540	6,58,111	4,88,905
Writing paper and envelopes—										
Writing paper in large sheets . "	22,340	11,408	12,976	14,558	7,969	5,24,525	2,65,098	2,89,530	3,28,863	1,69,769
Note and letter paper and envelopes . "	611	226	1,102	456	110	19,601	10,365	35,050	14,525	5,281
Envelopes imported separately . "	3,775	4,491	4,929	7,448	4,907	1,39,242	1,67,434	1,82,844	2,39,656	1,71,624
Old Newspapers in bales and bags . "	79	20	500	1,849	1,000	1,313	82	2,500	8,403	4,600
Other kinds of paper . "	10,389	9,079	13,721	17,350	13,395	3,46,717	2,87,187	3,74,074	5,94,922	4,89,524
Paper manufactures . "	1,825	2,290	3,084	2,271	1,691	93,189	1,41,805	1,32,962	1,17,954	88,240
Pasteboard, millboard, and cardboard of all kinds—										
Straw boards . "	8,841	3,962	4,086	3,468	3,456	61,388	27,529	29,120	29,731	27,004
Other kinds . "	18,403	20,024	33,211	34,822	23,874	3,28,578	3,58,012	6,49,274	5,68,781	3,84,624
Manufactures of pasteboard, millboard and cardboard . "	1,184	1,204	2,053	1,331	644	51,532	85,520	85,623	69,782	28,003
Total Paper and Pasteboard . "	266,436	160,004	232,209	239,892	140,666	49,77,294	35,12,891	43,69,990	44,51,304	27,67,777
PAPER MAKING MATERIALS—										
Pulp of wood . Cwts.	59,877	22,942	22,891	31,640	30,867	6,71,913	1,60,762	1,93,303	2,34,136	2,76,340
PERFUMERY . Value	—	—	—	—	—	20,139	82,902	34,487	38,546	32,008
Plants, living . "	—	—	—	—	—	4,407	13,811	11,111	16,399	13,237
POLISHES—										
Polishes and compositions for application to leather . "	—	—	—	—	—	18,524	8,416	11,011	7,262	8,088
Polishes and compositions for application to metals . "	—	—	—	—	—	14,492	3,780	5,044	3,231	7,332
Wood polish "	—	—	—	—	—	4,879	6,545	4,326	4,085	875
Other sorts "	—	—	—	—	—	1,702	2,546	1,134	7,259	3,809
Total Polishes "	—	—	—	—	—	39,597	26,287	21,515	26,867	20,054
PRECIOUS STONES AND PEARLS, UNSET . "										
—	—	—	—	—	—	4,321	12,806	3,706	233	4,362
PRINTING AND LITHOGRAPHING MACHINERY AND MATERIALS (excluding PAPER)—										
Printing and Lithographing presses . Value	—	—	—	—	—	2,69,116	3,91,130	5,29,637	5,97,731	3,52,654
Printing type . Cwts.	913	385	669	667	369	98,213	39,775	80,172	72,359	41,222
Printers and Lithographer's ink . Value	—	—	—	—	—	94,682	90,645	1,08,956	1,57,085	1,82,787
Other materials "	—	—	—	—	—	1,00,129	2,60,851	1,01,437	2,06,026	1,35,742
Total Printing and Lithographing Machinery and materials "	—	—	—	—	—	5,61,540	7,81,001	9,10,202	10,33,201	5,62,385
PRINTS, ENGRAVINGS, AND PICTURES—										
Photographs and picture post cards . "	—	—	—	—	—	36,562	29,915	52,710	39,592	22,743
Others "	—	—	—	—	—	64,409	67,218	1,00,093	71,412	41,090
Total Prints, Engravings, etc. "	—	—	—	—	—	1,00,971	97,133	1,52,803	1,11,004	63,833

No. 13—continued
GERMANY—continued
IMPORTS THEREFROM—continued

ARTICLES	QUANTITY					VALUE				
	1926-27	1927-28	1928-29	1929-30	1930-31	1926-27	1927-28	1928-29	1929-30	1930-31
PROVISIONS AND OILMAN'S STORES (including FISH AND FRUITS AND VEGETABLES, CANNED OR BOTTLED)—										
Biscuits and cakes . Cwts.	2,029	1,579	494	667	584	67,084	91,124	22,571	35,111	25,781
Canned and bottled provisions (not specified elsewhere)—										
Finned or canned fish ..	9	49	31	27	14	8,520	5,878	5,975	10,528	6,631
Vegetable Products (a) ..	—	6,884	6,799	14,637	22,052	—	8,05,073	2,04,313	5,78,273	8,33,898
Others ..	6,821	797	799	541	378	3,02,773	62,387	60,713	39,574	34,454
Cheese (including canned) ..	66	99	117	34	25	8,881	10,487	10,668	3,613	1,742
Cocoa and chocolate ..	123	79	11	60	11	7,175	6,723	1,955	3,682	1,202
Confectionery ..	120	386	892	239	216	10,258	21,302	47,938	18,541	18,667
Farinaceous and Patent foods ..	135	9	38	..	991	39,227	964	2,425	..	9,092
Milk, condensed and preserved including milk cream ..	194	18	94	139	308	8,927	1,137	2,929	5,480	14,034
Other sorts of provisions .. Value	—	—	—	—	—	55,036	17,640	28,401	29,591	20,603
Total Provisions and Oilman's stores ..	—	—	—	—	—	5,02,886	5,23,265	4,47,828	7,24,388	9,66,104
RAILWAY PLANT AND ROLLING STOCK—(b)										
Carriages and wagons and parts thereof—										
Carriages and parts thereof ..	—	—	—	—	—	2,34,816	6,32,730	—	—	—
Wagons and parts thereof ..	—	—	—	—	—	9,96,823	4,03,440	—	—	—
Locomotive engines, and tenders and parts thereof ..	—	—	—	—	—	2,15,371	6,97,338	—	—	—
Materials for construction—										
Sleepers and keys of steel or iron Tons	11,596	49	—	—	—	11,97,656	6,936	—	—	—
Other kinds ..	1,129	214	—	—	—	1,35,981	45,257	—	—	—
Total Railway plant and Rolling Stock ..	—	—	—	—	—	27,80,649	17,84,795	—	—	—
RUBBER—										
Manufactures—										
Pneumatic Motor covers Nos.	10,524	10,862	19,306	35,876	31,193	4,59,178	4,49,606	7,10,298	19,33,687	17,12,452
Pneumatic Motor tubes ..	9,371	12,067	13,906	31,106	25,213	76,394	91,239	1,13,649	2,82,171	2,45,171
Pneumatic cycle covers ..	23,970	8,028	38,178	119,582	101,599	50,387	13,777	62,655	1,77,840	1,47,484
Pneumatic cycle tubes ..	79,012	63,894	161,980	268,367	321,366	83,402	67,355	1,52,046	2,33,585	2,75,433
Solid rubber tyres for motor vehicles ..	591	1,262	994	1,151	521	86,319	1,74,561	1,45,070	1,79,067	63,896
Other manufactures, except apparel and boots and shoes .. Value	—	—	—	—	—	7,64,932	5,13,901	4,64,644	5,83,482	5,02,906
Total Rubber manufactures ..	—	—	—	—	—	15,20,612	18,10,439	16,43,362	33,89,832	29,47,392
SALT .. Tons	57,941	56,657	64,069	62,904	97,014	15,13,161	16,87,305	16,73,104	14,29,629	20,24,893
SEEDS ..	210	91	110	57	42	61,929	29,290	36,084	23,137	15,346
SMOKERS' REQUISITES (excluding TOBACCO) .. Value	—	—	—	—	—	2,89,325	2,28,987	1,95,610	1,09,028	86,565
SOAP—										
Household and laundry soap in bars or tablets .. Cwts.	15	59	65	59	18	833	2,560	1,878	2,782	958
Toilet soap ..	1,301	1,029	972	1,249	887	1,19,655	95,998	99,413	1,09,330	74,152
Other sorts ..	527	751	1,046	1,758	2,267	25,048	35,378	49,934	81,904	92,696
Total Soap ..	1,843	1,839	2,083	3,066	3,172	1,45,536	1,33,956	1,61,225	1,94,106	1,67,806
Specimen Illustrative of Natural Science .. Value	—	—	—	—	—	3,371	7,307	15,160	16,059	18,667
SPICES—										
CLOVES .. Cwts.	5,640	5,839	6,785	7,323	8,245	36,384	33,076	39,500	43,228	69,420
STARCH AND FARINA—										
Starch ..	2,815	3,997	742	2,341	2,130	27,881	60,590	11,610	30,349	20,421
Farina and potato flour ..	13,995	7,584	6,276	6,165	12,620	2,12,492	95,621	68,327	57,522	85,279
Sticks and whips .. Value	—	—	—	—	—	1,79,523	1,40,623	1,59,437	64,024	31,596

(a) Separately recorded from 1927-28.
(b) Discontinued from 1928-29.

No. 13—continued
 GERMANY—continued
 IMPORTS THEREFROM—continued

ARTICLES	QUANTITY					VALUE				
	1926-27	1927-28	1928-29	1929-30	1930-31	1926-27	1927-28	1928-29	1929-30	1930-31
STATIONERY (excluding PAPER)						R	R	R	R	R
Pencils (excluding slate pencils) Doz.	988,795	1,348,760	1,995,037	2,212,394	1,335,843	3,16,300	4,90,737	6,15,352	6,41,052	3,83,8
Other sorts Value						21,76,973	18,04,037	20,73,423	20,35,525	15,05,4
STONE AND MARBLE—										
Stone and marble Tons	495	422	165	30	10	31,965	38,817	18,156	4,702	4,1
Articles of stone and marble "	21	41	342	27	23	17,782	26,303	45,306	11,657	12,6
SUGAR—										
Sugar, 16 Dutch Standard and above (a) "	1,289	956	39	1,566	—	8,61,253	53,957	8,467	8,57,882	—
Sugar, 23 Dutch Standard and above "	—	—	—	—	197	—	—	—	—	22,0
Beet sugar "	47,948	1,386	275	13,668	11,500	1,07,09,787	3,03,785	45,023	23,96,495	14,73,2
Other sorts "	—	—	—	—	17	—	1,602	414	2,123	8,3
Total Sugar "	49,237	1,642	314	15,234	11,714	1,10,71,040	3,59,344	53,904	27,56,000	15,03,5
TALLOW AND STEARIN . Cwts.	247	689	478	96	32	4,066	10,632	9,133	5,002	9
TRACHEITES, EITHER OR IN SECTIONS—										
Of iron Value	—	—	—	—	—	—	—	—	—	—
Of wood "	—	—	—	—	—	1,40,171	1,31,653	2,00,181	2,77,562	36,3
TELEGRAPH MATERIALS, FOR CONSTRUCTION AND ACCESSORIES (excluding ELECTRICAL)										
Telephones, materials for construction and accessories (excluding ELECTRICAL)	—	—	—	—	—	5,065	112	437	—	1,72,1
TEXTILES—										
Cotton—										
Raw Tons	43	—	12	58	4	30,918	384	12,760	63,366	6,4
Twist and yarn Lbs.	32,833	165,295	57,985	94,054	18,574	57,968	1,97,641	87,358	1,41,795	25,51
Manufactures—										
Blankets "	1,822,038	715,838	366,918	322,432	251,371	11,38,718	3,50,080	1,04,595	1,78,763	93,26
Canvas Yards	40,811	35,507	62,948	49,056	53,232	26,005	25,799	74,521	61,913	78,08
Handkerchiefs and shawls in the piece— Shawls No.	20,747	24,973	20,700	44,315	4,000	33,861	55,245	31,035	67,218	3,81
Hosiery—										
Stockings Doz. prs.	34,251	35,868	7,487	20,776	5,347	1,80,818	2,21,075	37,601	94,110	37,40
Underwear Dozen	80,799	53,116	65,336	49,236	35,836	7,58,835	4,81,001	6,83,500	4,63,797	2,35,68
Other sorts Value	—	—	—	—	—	42,084	39,129	30,801	13,833	7,051
Lace and patent net Yards	182,913	343,360	197,559	238,322	57,355	1,25,036	1,73,045	1,35,110	1,25,737	20,401
Piece goods— Grey (unbleached) "	81,681	—	5,860	1,000	1,432	33,023	—	4,019	489	1,501
White (bleached)— Dhutis, Saris and Scarves "	4,050	—	—	7,730	—	2,128	—	—	2,643	—
Flannel and Flannelettes "	—	10,494	187	—	204	—	10,115	712	—	—
Jacquets, etc. "	54,634	22,681	20,061	30,678	6,402	38,452	16,641	13,600	18,933	4,714
Unspecified descriptions "	110,087	155,012	123,182	96,464	128,206	1,06,077	1,15,586	79,065	69,129	78,130
Coloured, printed, or dyed— Printed goods— Prints and Chintz "	4,564	40	—	10,784	98,834	1,401	77	—	265	39,531
Shirtings "	—	—	5,508	2,263	3,538	—	—	2,019	1,611	1,132
Checks spots and stripes "	220,099	355,723	259,960	102,763	2,962	1,32,384	1,64,478	1,20,203	49,410	1,403
Flannel and Flannelettes "	17,579	28,145	18,965	—	257	8,370	26,827	16,994	—	152
Unspecified descriptions "	908,508	487,037	309,529	150,775	60,407	4,64,676	2,01,947	1,22,109	—	—
Dyed goods "	408,176	365,832	426,438	335,530	168,006	2,53,364	2,54,989	2,44,579	54,475	18,094
Woven coloured goods—										
Cambrics including madapolams, muslins, mulis and jaconets "	4,746	9,742	600	—	—	2,405	10,168	317	—	—
Coatings and Trouserings "	695,122	468,868	367,796	135,654	18,397	3,78,475	2,40,625	2,13,001	72,468	10,355
Drills and jeans "	48,368	4,660	—	12,000	423	13,303	1,092	—	1,869	1,446
Saris and Scarves "	1,089	—	2,340	—	7,880	—	—	1,543	—	2,634
Flannel and Flannelettes "	18,003	27,518	8,954	5,155	8,825	12,857	23,947	4,723	3,024	1,913
Shirtings "	85,237	22,784	5,893	43,067	1,204	11,605	7,245	2,660	15,403	1,256
Velvet and velveteens "	406,378	649,454	605,320	332,276	153,530	5,77,491	7,06,144	6,85,501	3,52,432	1,41,862
Unspecified descriptions "	247,857	224,611	172,263	251,271	764,104	1,36,747	1,25,837	1,00,431	1,26,404	23,513
Fents of all descriptions "	45,805	35,823	85,604	46,208	54,630	20,982	7,931	14,643	18,679	10,990
Rope Lbs.	783	1,770	—	—	—	—	—	—	3,345	593
Thread, sewing "	23,576	17,012	1,769	2,492	1,151	74,487	43,929	3,897	5,074	2,110
Other sorts of manufactures Value	—	—	—	—	—	83,034	1,32,527	1,10,376	1,44,153	1,35,916
Total Cotton manufactures (including twist and yarn) "	—	—	—	—	—	47,27,150	36,86,641	20,47,093	22,71,449	11,01,388

*Recorded from 1930-31.
 (a) Shown under sub-heads from 1930-31.

No. 13—continued
GERMANY—continued
IMPORTS THEREFROM—continued

ARTICLES	QUANTITY					VALUE				
	1926-27	1927-28	1928-29	1929-30	1930-31	1926-27	1927-28	1928-29	1929-30	1930-31
TEXTILES—continued										
Flax manufactures—						R		R	R	R
Thread sewing . . . Lbs.	2,857	3,078	4,097	5,721	1,341	10,700	11,458	8,881	10,413	2,900
Other sorts . . . Value	—	—	—	—	—	23,243	59,494	24,133	11,731	17,009
Total Flax manufactures (including twist and yarn) . . . "	—	—	—	—	—	33,943	70,952	33,014	22,144	19,909
Haberdashery and Millinery—										
Lace and embroidery . . "	—	—	—	—	—	17,61,513	13,13,407	17,25,337	7,00,812	5,96,733
Other sorts . . . "	—	—	—	—	—	18,59,638	17,37,572	22,59,968	16,11,827	9,68,721
Hemp manufactures (excluding cordage) . . "	—	—	—	—	—	28,135	8,805	22,993	1,723	1,061
Jute—										
Manufactures—										
Gunny Cloth . . . Yards	1,553,314	643	90	..	11,000	2,03,548	1,312	40	..	1,662
Other kinds . . . Value	—	—	—	—	—	46,136	33,755	5,918	2,144	1,366
Total Jute manufactures (including twist and yarn) . . "	—	—	—	—	—	2,49,684	35,067	5,958	2,144	3,028
Silk—										
Manufactures—										
Silk yarn bolls and warps . . . Lbs.	8,847	1,789	138,061	138,818	89,704	34,667	6,692	7,80,451	7,34,748	4,11,973
Goods of silk mixed with other materials Yards	401,605	381,838	552,750	358,955	149,447	7,55,002	6,62,836	8,94,227	5,61,750	2,36,542
Piece goods . . . "	9,324	24,250	50,750	33,928	20,055	29,648	43,374	52,804	42,628	13,190
Other sorts . . . Value	—	—	—	—	—	30,175	39,677	6,234	13,154	4,293
Total Silk manufactures (including silk yarn, etc.) . . . "	—	—	—	—	—	8,49,457	7,52,579	17,33,716	13,72,230	6,65,998
Wool—										
Raw . . . Lbs.	2,707	12,107	..	10,579	3,360	11,864	49,092	..	8,150	1,500
Manufactures—										
Yarn and knitting wool (a) . . . "	307,030	419,122	415,598	446,486	—	12,28,902	15,76,057	15,96,502	16,26,407	—
Worsted yarn for weaving . . . "	—	—	—	—	81,394	—	—	—	—	2,15,195
Knitting wool . . . "	—	—	—	—	286,782	—	—	—	—	9,34,217
Blankets . . . "	563,118	643,281	842,370	310,092	182,575	3,29,876	3,53,211	5,55,152	2,34,567	1,20,982
Braids . . . "	7,349	10,502	8,527	15,239	6,590	24,366	31,105	25,285	57,108	10,884
Carpets and rugs . . . "	62,951	76,302	11,637	12,436	2,278	2,07,120	1,95,358	37,377	39,370	5,732
Hosiery . . . "	7,516	14,175	16,350	20,724	16,227	51,630	84,602	1,03,919	1,06,805	68,487
Piece goods . . . Yards	1,393,087	1,574,376	1,705,287	1,151,506	490,703	29,91,594	35,94,064	38,38,571	24,64,522	8,16,210
Shawls . . . No.	360,754	480,060	366,410	200,247	223,494	13,37,016	22,92,184	22,95,080	16,33,556	9,56,114
Other sorts . . . Lbs.	31,218	57,852	31,091	46,123	27,426	68,107	69,581	58,901	78,395	40,808
Total Woollen manufac- tures (including yarn and knitting wool) . . . Value	—	—	—	—	—	67,33,671	81,96,142	85,10,793	62,40,830	31,77,679
Artificial Silk—										
Artificial Silk yarn . . Lbs.	232,079	130,739	540,566	362,010	269,944	4,18,763	2,66,820	10,47,710	5,50,475	3,28,707
Piece goods of cotton and artificial silk. Yards.	2,487,541	4,694,815	2,525,167	777,285	300,066	27,09,966	49,72,102	26,64,359	9,67,676	3,88,819
Other sorts . . . Value	—	—	—	—	—	2,39,717	4,48,925	1,97,622	1,66,172	2,03,240
Other Textiles—										
Manufactured . . . "	—	—	—	—	—	573	33,996	1,13,901	15,766	68,614
TOBACCO—										
Unmanufactured . . . Lbs.	..	699	54,770	..	4,693	..	1,230	1,181	..	3,202
Manufactured—										
Cigarettes . . . "	3,923	1,466	1,039	44	587	2,283	5,109	2,430	325	3,102
Other sorts . . . "	377	839	845	1,068	340	2,005	5,877	3,233	8,239	1,925
Total Tobacco . . . "	4,300	3,034	56,654	2,012	5,625	4,293	12,216	6,003	8,564	3,229
TOILET REQUISITES (NOT RECEIVED ELSEWHERE) Value	—	—	—	—	—	7,13,558	6,09,893	5,69,745	5,86,902	4,00,224
TOYS AND REQUISITES FOR GAMES AND SPORTS, includ- ing FISHING TACKLE—										
Toys . . . "	—	—	—	—	—	15,90,021	13,92,139	15,50,473	14,16,043	7,03,231
Requisites for games and sports (excluding fire- arms, etc.)—										
Playing cards . . . "	—	—	—	—	—	79,516	40,139	41,484	35,245	19,729
Other sorts . . . "	—	—	—	—	—	98,711	73,190	80,244	76,363	1,08,721
Total Toys and requisites, for games and sports . . "	—	—	—	—	—	17,68,248	15,05,468	16,72,201	15,27,651	8,29,281
UMBRELLAS AND UM- BRELLA FITTINGS—										
Umbrellas complete in- cluding Parasols and subsides, . . . No.	4,189	14,352	1,097	4,454	476	9,937	22,533	3,226	7,559	1,174
Umbrella fittings . . . Value	—	—	—	—	—	21,34,579	27,15,291	26,76,433	19,69,120	14,34,916
Total Umbrellas and Umbrella fittings . . . "	—	—	—	—	—	21,44,516	27,37,824	26,79,664	19,76,679	14,36,090

(a) Sub-divided under the heads immediately following from 1930-31.

No. 13—continued
GERMANY—continued
IMPORTS THEREFROM—concluded

ARTICLES	QUANTITY					VALUE				
	1926-27	1927-28	1928-29	1929-30	1930-31	1926-27	1927-28	1928-29	1929-30	1930-31
VEHICLES, excluding LOCOMOTIVES, ETC., FOR RAILWAYS—										
Carriages and carts not mechanically propelled and parts thereof (excluding railway carriages, etc.)—										
Carriages and carts not mechanically propelled (excluding railway carriages, trucks, etc.) . . . No.	769	854	783	339	220	78,068	34,082	93,852	95,028	27,274
Parts of carriages and carts (excluding rubber tyres) . . . Value	—	—	—	—	—	1,69,251	68,966	1,11,693	1,25,501	91,871
Perambulators and children's go-carts . . . No.	106	113	176	40	73	2,499	2,707	2,104	2,022	1,533
Parts of perambulators and children's go-carts . . . Value	—	—	—	—	—	164	31	144
Total Carriages and Carts, etc. . . .	—	—	—	—	—	2,49,972	1,20,786	2,07,149	2,22,551	1,20,821
Cycles (other than motor cycles) and parts thereof and accessories—										
Cycles imported entire or in sections . . . No.	1,784	1,287	1,167	272	2,198	78,872	57,960	56,537	13,072	69,305
Parts of cycles and accessories (excluding rubber tyres) . . . Value	—	—	—	—	—	12,17,330	13,96,419	16,34,767	13,58,956	10,58,235
Total Cycles and parts thereof, etc. . . .	—	—	—	—	—	12,96,252	14,54,370	16,91,304	13,72,028	11,27,540
Mechanically propelled vehicles (excluding railway locomotives and tractors)—										
Aircraft . . . No.	4	24,605	3,726
Parts of aircraft . . . Value	—	—	—	—	—	—	—	—
Carriages and parts for Railways* . . . No.	—	—	—	—	—	—	—	3,51,682	3,38,762	1,00,167
Wagons and parts for Railways* . . . No.	—	—	—	—	—	—	—	6,77,594	3,50,325	3,87,750
Motor cars (including taxi cabs) . . . No.	22	47	24	67	45	84,346	1,38,231	88,596	2,88,290	2,36,817
Motor cycles (including scooters) . . . No.	8	14	15	11	10	5,055	7,152	7,213	4,958	4,071
Motor Omnibuses, motor vans, and motor lorries . . . No.	10	4	10	21	6	10,390	6,592	95,127	64,530	58,344
Parts of mechanically propelled vehicles and accessories, other than of aircraft (excluding rubber tyres) . . . Value	—	—	—	—	—	3,03,625	3,95,463	4,32,237	4,69,467	4,44,634
Total Mechanically propelled vehicles . . .	—	—	—	—	—	4,04,786	5,47,463	16,52,499	15,40,937	12,36,009
Ships, parts of . . . No.	—	—	—	—	—	35,956	89,326	28,627	1,966	1,708
Total Vehicles, excluding Locomotives, etc., for railways . . .	—	—	—	—	—	19,86,966	22,11,950	35,79,579	31,37,482	24,86,078
WOOD AND TIMBER—										
Deal and pine wood . . . Cubic Tons	267	20	..	98	25	34,191	1,768	..	12,130	2,569
Other kinds of wood and timber . . . Value	—	—	—	—	—	24,533	3,75,215	4,74,119	6,16,919	7,34,963
Manufactures of wood, other than furniture and cabinetware . . .	—	—	—	—	—	1,14,551	1,69,026	2,46,500	2,46,382	1,66,067
Total Wood and Timber . . .	—	—	—	—	—	1,73,280	5,46,004	7,20,619	8,75,431	9,03,599
POSTAL ARTICLES NOT SPECIFIED . . .	—	—	—	—	—	11,38,863	12,13,351	13,44,413	12,97,060	12,46,109
ALL OTHER ARTICLES OF MERCHANDISE . . .	—	—	—	—	—	3,94,030	4,25,234	6,84,020	5,42,368	3,80,310
GRAND TOTAL . . .	—	—	—	—	—	16,90,71,677	15,34,34,747	15,84,86,461	15,79,20,247	12,38,41,540

* Recorded under "Railway plant and rolling stock" prior to 1928-29.

No. 13—continued
GERMANY—continued
EXPORTS THERETO

ARTICLES	QUANTITY					VALUE				
	1926-27	1927-28	1928-29	1929-30	1930-31	1926-27	1927-28	1928-29	1929-30	1930-31
						R	R	R	R	R
ANIMALS, LIVING . . . No.	4,487	22,105	12,805	18,521	22,114	52,817	88,771	57,232	71,603	45,229
APPAREL (including DRAPERY, UNIFORMS, ACCOUTREMENTS, BUT EXCLUDING HOSIERY AND BOOTS AND SHOS) . Value	—	—	—	—	—	4,18,810	5,46,250	1,21,226	83,000	325
ART, WORKS OF, other than PICTURES . . . "	—	—	—	—	—	7,095	648	4,335	5,259	1,001
BOOKS, PRINTED, AND PRINTED MATTER (NOT BEING STATION- ERY), (including MAPS AND CHARTS) . . . Cwts.	6	40	9	18	21	242	7,238	1,618	1,094	3,079
BRISTLES . . . Cwts.	98	270	576	339	292	24,596	74,021	99,698	1,07,571	1,08,465
BUILDING AND ENGINEER- ING MATERIALS . . . Value	—	—	—	—	—	33,500	57,000	89,434	76,210	57,000
CASHIN . . . Cwts.	9,308	8,080	12,151	13,025	4,335	3,73,180	3,94,322	4,44,065	4,37,604	99,190
COFFEE . . . "	15,050	32,853	23,264	15,181	21,893	13,94,046	27,97,459	20,35,758	12,19,185	13,77,283
COIR, MANUFACTURED excluding ROPE . . . Tons	6,556	7,996	8,376	7,913	4,730	21,88,009	27,43,709	25,42,059	23,81,617	15,63,005
DRUGS AND MEDICINES (excluding OHEMI- CALS AND NARCOTICS) . Value	—	—	—	—	—	2,03,785	2,60,227	3,36,644	2,16,936	2,33,061
DYEING AND TANNING SUBSTANCES—										
Barks for tanning . . Cwts.	585	988	..	70	..	13,216	2,619	..	1,750	..
Cutch and gambler. . . "	2,082	3,146	3,655	1,920	2,675	50,108	58,299	72,354	38,114	51,532
Indigo . . . "	..	10	11	..	24	..	1,400	941	..	5,250
Myrobalans . . . "	130,772	242,341	147,525	116,301	121,686	9,40,647	17,71,558	11,25,685	9,19,315	8,84,993
Myrobalan extracts . . "	5,177	3,774	4,682	3,335	868	65,914	1,22,459	69,980	42,529	13,064
Turmeric . . . "	1,633	1,509	2,650	529	592	20,751	14,254	47,987	10,186	10,455
Other sorts . . . "	3,377	17,073	6,046	9,707	7,285	21,588	94,069	38,149	48,559	26,693
Total Dyeing and Tanning substances . . . "	144,126	278,841	164,569	131,862	133,130	11,12,219	20,64,658	13,55,096	10,60,953	9,90,987
FIBRE FOR BRUSHES AND BROOMS . . . Tons	1,208	2,126	888	1,212	866	4,33,971	6,85,618	3,62,587	4,57,123	3,10,142
FODDER, BRAN AND POL- LARDS (excluding OIL- CAKE)—										
Rice bran . . . "	10,337	30,538	27,157	12,351	11,691	4,04,125	15,23,384	14,92,927	5,96,171	2,84,431
Other sorts of Bran, and Pollards . . . "	397	10,784	7	102	2	11,350	4,27,630	666	3,768	144
Other sorts of fodder . . "	3,650	3,181	2,314	1,283	232	1,28,624	87,273	81,206	51,874	5,821
Total of Fodder, Bran, and Pollards . . . "	14,384	43,498	29,478	13,741	11,925	5,44,099	20,43,292	15,74,799	6,51,813	2,90,396
FRUITS AND VEGETABLES . Value	—	—	—	—	—	1,02,138	1,54,129	1,09,043	1,76,843	95,792
FURNITURE AND CABINET- WARE . . . "	—	—	—	—	—	6,048	2,963	2,120	2,705	1,325
GRAIN, PULSE AND FLOUR—										
Barley . . . Tons	..	24,523	34,726	23,64,353	1,01,67,401
Jowar and Bajra . . . "	10	1	35	16	134	1,500	125	5,064	2,760	9,795
Pulse—										
Lentils . . . "	99	16,830	..	20	40	..
Other sorts of Pulse . . "	2,934	200	3,172	22	28	3,17,657	24,710	3,71,019	3,856	2,924
Total of Pulse . . . "	3,033	200	3,172	22	28	3,34,487	24,710	3,71,039	3,896	2,924
Rice in the husk . . . "	2,006	6	4	4	1,146	2,70,725	864	328	907	51,461
Rice not in the husk— Boiled rice . . . "	1,581	1,402	1,230	918	572	2,58,529	2,23,085	1,88,522	1,21,915	64,590
Cleaned rice . . . "	248,791	343,673	204,662	257,424	146,540	3,79,13,192	5,08,64,212	2,84,99,780	3,15,89,426	1,40,42,355
Broken cleaned rice . . "	..	396	578	9,131	12,771	..	36,889	64,727	9,55,535	10,55,402
Other sorts . . . "	9,304	200	1,400	3,293	2,355	15,02,006	37,591	1,84,477	4,34,524	1,51,438
Total rice, not in the husk . . "	259,676	345,731	207,870	270,821	162,238	3,96,73,727	5,11,61,777	2,89,37,506	3,31,01,400	1,53,13,736
Rice flour and ground rice . . "	..	136	77	27,180	12,590
Wheat . . . "	900	625	150	..	70	1,26,000	87,500	21,937	..	7,000
Other sorts . . . "	277	133	147	215	160	47,352	22,288	26,447	42,650	24,421
Total Grain, Pulse and Flour . . "	265,902	371,355	296,181	271,073	163,826	4,04,58,791	5,41,89,297	3,95,42,332	3,31,51,813	1,54,09,337
GUMS AND RESINS . . Cwts.	5,241	12,744	9,763	11,529	12,138	2,51,597	5,27,358	4,49,442	5,15,024	4,92,393

No. 13—continued
GERMANY—continued
EXPORTS THERE TO—continued

INDIAN MERCHANDISE—continued

ARTICLES	QUANTITY					VALUE				
	1926-27	1927-28	1928-29	1929-30	1930-31	1926-27	1927-28	1928-29	1929-30	1930-31
HARDWARE AND CUTLERY including PLATEDWARE	Value	—	—	—	—	R 4,126	R 5,121	R 70,340	R 47,507	R 10,640
HIDES AND SKINS, RAW—										
Hides, raw—										
Buffalo hides	Tons 1,551 =No. =277,663	2,528 =431,483	2,271 =320,309	1,331 =221,071	1,187 =220,404	12,04,364	19,80,718	22,35,181	14,32,269	10,68,504
Cow hides	Tons 9,650 =2,266,322	16,444 =3,770,019	12,734 =2,865,735	8,117 =2,056,424	5,843 =1,441,634					
Calf skins	Tons 111 =49,220	493 =194,679	326 =133,156	194 =87,217	165 =66,895	1,30,009	6,29,344	4,46,824	2,07,318	1,58,420
Other hides	Tons 14 =1,766	36 =3,627	61 =27,938	34 =4,684	5 =400					
Total Hides, raw	Tons 11,328 =2,594,971	19,501 =4,399,808	15,442 =3,856,138	9,676 =2,282,379	7,200 =1,729,333	1,10,95,432	1,92,91,419	1,83,87,218	1,11,80,499	63,22,460
Skins, raw—										
Goat skins	Tons 193 =323,068	398 =496,262	241 =424,828	61 =79,553	66 =120,381	6,93,358	11,00,707	9,13,600	1,49,153	1,91,187
Sheep skins	Tons 33 =48,734	123 =177,855	330 =377,422	206 =235,363	64 =106,755					
Other skins	Tons 50 =983,695	50 =402,527	14 =182,421	20 =181,176	23 =122,361	4,98,791	6,97,614	1,74,834	2,32,310	1,73,234
Total skins, raw	Tons 276 =1,360,497	571 =1,076,644	585 =934,671	287 =496,112	153 =349,497					
Cuttings of Hides and Skins, raw	Tons 5	935	1,537	1,553	296	910	1,41,301	2,17,620	2,79,114	28,028
HORNS, TIPS AND PIECES OF HORN	Cwts. 5,372	6,575	3,159	3,927	939	1,31,778	1,49,007	80,084	89,401	10,248
INSTRUMENTS, APPARATUS AND PARTS THEREOF	Value	—	—	—	—	1,955	220	14,329	24,955	2,006
KAPOK	Cwts. 3,882	5,601	2,939	3,902	2,582	2,11,405	2,49,575	1,11,409	1,37,956	1,08,750
LAC—										
Button	1,369	2,206	2,521	2,292	2,403	1,53,230	3,74,654	3,63,341	2,91,375	1,82,171
Seed	645	383	1,323	671	3,778	52,756	43,680	1,37,199	72,891	1,97,518
Shell	35,219	62,492	78,325	65,439	64,209	39,16,156	90,95,027	1,02,84,644	74,42,556	38,60,938
Stick	2,492	6,265	7,738	2,674	1,880	1,64,342	5,00,817	5,88,144	1,84,968	96,626
Other kinds (excluding lac dye)	27,995	12,600	38,239	44,215	27,587	9,14,479	6,45,006	17,12,791	18,15,224	5,02,358
Total Lac	67,720	84,192	128,201	115,291	99,857	52,00,372	1,06,59,184	1,36,36,119	98,07,914	48,48,611
LEATHER—										
Hides, tanned or dressed—										
Cow hides	Tons .. =No. ..	44 =9,575	1 =100	.. =100	.. =1,600	..	92,283	1,800	1,200	..
Calf skins	Tons .. =No. =300	.. =..	.. =..	1 =1,600					
Total Hides, tanned or dressed	Tons .. =No. ..	44 =9,875	1 =100	.. =100	1 =1,600	..	92,873	1,800	1,200	3,600
Skins, tanned or dressed—										
Goat skins	Tons 25 =No. =93,218	11 =34,355	2 =10,986	2 =5,589	4 =11,324	1,67,175	84,526	16,761	16,694	21,635
Sheep skins	Tons 41 =No. =183,500	6 =26,392	2 =2,710	.. =1,132	2 =7,200					
Other skins	Tons 1 =No. =5,012	1 =13,232	.. =3,238	.. =10,118	.. =4,934	8,440	15,400	3,200	11,327	5,750
Total skins, tanned or dressed	Tons 67 =No. =281,730	18 =73,979	4 =16,934	2 =16,839	6 =23,458					
Unwrought	Cwts. 86	3	80	20,055	13,000	180	40	..

No. 13—continued

GERMANY—continued
EXPORTS THERETO—continued

INDIAN MERCHANDISE—continued

ARTICLES	QUANTITY					VALUE				
	1926-27	1927-28	1928-29	1929-30	1930-31	1926-27	1927-28	1928-29	1929-30	1930-31
MACHINERY AND MILLWORK OF ALL KINDS . . . Value						₹	₹	₹	₹	₹
						244	..	8,564
MANURES—										
Bones, crushed . . . Tons	900	3,725	5,308	7,475	3,681	98,205	3,91,406	5,60,023	7,64,242	3,00,603
Bonemeal . . . "	956	2,073	1,010	961	965	95,748	2,06,991	1,02,795	1,01,591	1,00,306
Total Bones . . . "	1,856	5,798	6,318	8,436	4,646	1,93,953	5,98,397	6,62,818	8,65,833	5,00,909
Fish Manures . . . "	528	2,442	2,061	1,998	2,567	41,240	2,07,997	2,56,236	2,88,324	3,66,241
Other kinds . . . "	76	149	1,378	220	216	16,179	17,964	63,400	21,737	26,195
Total Manures . . . "	2,460	8,389	9,757	10,654	7,429	2,51,372	8,24,358	9,82,454	11,70,894	8,01,524
METALS AND ORES—										
Brass, Bronze and simi- lar alloys and manu- factures . . . Cwts.	48	111	4,714	4,456	2,087	14,386	22,262	1,39,192	1,53,257	62,297
Chromite (Chrome iron ore) Tons	13,000	7,100	3,500	..	15	3,90,000	2,13,000	1,05,000
Copper ore . . . "	2	140
Copper . . . Cwts.	218,146	249,700	208,802	375,117	344,122	49,08,318	52,82,056	40,76,040	58,23,518	60,99,268
Iron or Steel . . . Tons	2,868	12,727	5,921	14,976	11,032	1,29,086	5,65,150	8,57,067	7,74,936	4,27,716
Lead, pig . . . Cwts.	210,012	385,160	338,006	2,01,004	59,002	47,00,283	66,60,708	50,45,075	33,07,610	8,16,030
.. other sorts . . . "	50,260	41,903	35,882	65,320	347	1,65,245	2,26,936	1,42,568	1,82,718	2,153
Manganese ore . . . Tons	6,141	14,880	20,445	22,550	15,330	1,44,956	3,55,749	5,21,646	7,03,930	4,61,209
Wolfram ore . . . "	184	425	310	333	413	1,41,380	3,44,386	1,65,844	5,17,364	3,84,452
Zinc or Spelter . . . Cwts.	270	..	30,450	64,000	30,000	4,925	..	1,95,625	3,20,000	75,000
Metals, unenumerated . . . "	..	31,319	35,968	73,635	67,003	..	2,85,836	3,51,468	5,26,482	6,81,517
Ores . . . Tons	482	275	2,603	311	1,047	18,040	9,040	4,81,119	20,739	64,159
Total of Metals and Ores . . . "	33,612	63,707	74,722	79,497	56,480	1,02,26,619	1,37,52,138	1,18,65,779	1,24,33,540	91,79,701
MICA—										
In blocks . . . Cwts.	780	1,310	993	915	515	1,23,937	1,57,305	1,88,012	1,51,550	79,739
.. splittings . . . "	3,421	13,033	11,043	10,664	5,103	2,21,022	9,56,571	7,15,102	4,95,639	3,03,393
Total Mica . . . "	4,201	14,343	12,036	11,779	5,618	3,44,959	11,13,876	9,03,714	6,47,189	3,83,132
MONAZITE . . . Tons	..	30	9,000
OILS—										
Essential . . . Gals.	8,100	7,212	11,191	14,345	6,533	2,70,279	2,10,003	2,00,203	4,54,694	1,74,303
Mineral . . . "	200	177	120	954	531	535
Vegetable, non-essential—										
Castor . . . "	24,016	16,811	15,956	7,820	14,081	51,457	43,460	34,735	17,104	31,542
Coconut . . . "	20,558	5,949	3,609	1,800	1,236	50,596	14,504	8,750	3,780	2,060
Other sorts] . . . "	610	54	708	638	175	2,554	110	4,355	4,571	680
Total of Vegetable, non-essential, . . . "	45,184	22,814	20,273	10,258	15,492	1,04,007	58,074	47,840	25,425	34,282
Total of Oils . . . "	53,327	30,026	31,664	24,780	22,145	3,74,945	2,68,077	3,30,002	4,80,650	2,09,210

No. 13—continued

GERMANY—continued

EXPORTS THERETO—continued

INDIAN MERCHANDISE—continued

ARTICLES	QUANTITY					VALUE				
	1926-27	1927-28	1928-29	1929-30	1930-31	1926-27	1927-28	1928-29	1929-30	1930-31
OILSEEDS—										
Coconut cake . . . Tons	332	183	2,113	1,552	984	28,014	26,239	2,33,743	1,59,806	95,46
Cotton seed cake . . . "	1,050	1,323	2,781	1,175	2,335	93,789	1,19,072	2,94,197	1,21,210	1,93,76
Groundnut cake . . . "	23,913	40,004	38,540	28,139	35,365	25,55,478	51,41,892	50,34,158	35,82,838	26,88,75
Linseed cake . . . "	1,327	6,997	13,189	2,929	478	1,82,216	7,26,246	15,40,093	3,66,529	40,41
Rape and Sesamum cake . . . "	12	351	3,175	1,043	..	852	26,611	3,22,957	1,00,692	..
Others "	775	386	4,681	3,575	1,124	89,873	41,175	6,40,854	4,25,571	63,11
Total Oilseeds . . . "	27,709	49,249	64,479	38,418	41,286	29,50,222	60,31,235	80,72,002	47,56,646	30,81,51
PAINTS AND PAINTERS' MATERIALS . . . Value	—	—	—	—	—	25,303	13,801	33,494	11,989	8,92
PAPER MAKING MATERIALS Cwts.	1,035	1,258	700	490	150	7,182	16,734	15,668	10,635	2,50
PARAFFIN WAX . . . Tons	1,313	3,141	3,170	3,079	1,241	5,98,846	14,39,110	14,77,252	14,33,935	5,67,47
PERFUMERY (not being PER- FUMED SPIRIT) (including MUSK) . . . Value	—	—	—	—	—	5,810	2,933	1,198	2,544	1,41
PLANTS, LIVING (including BULBS) "	—	—	—	—	—	5,718	3,613	4,737	1,310	4,41
PRECIOUS STONES AND PEARLS UNSET . . . "	—	—	—	—	—	3,450	3,000	2,220	5,000	6,54
Provisions and Oilman's Stores . . .	—	—	—	—	—	438	8,556	61,894	6,230	2,01
RUBBER, RAW . . . Lbs.	85,240	14,350	111,950	117,562	112,448	68,190	17,500	89,550	1,06,362	83,81
SEEDS—										
Oil-seeds—										
Essential—										
Fennel Tons	9	6,000
Fenugreek "	..	15	48	70	56	..	3,000	10,965	16,160	12,77
Other sorts "	5	6	10	10	5	1,458	1,570	2,255	3,090	1,16
Non-essential—										
Castor "	1,652	1,780	1,239	1,074	1,471	3,17,964	3,62,365	2,45,902	2,21,508	2,59,22
Copra or coconut kernel . . . "	712	192	1	2,58,948	65,640	578
Groundnuts "	87,334	218,330	241,223	210,068	119,797	2,34,01,717	5,57,09,883	5,91,46,170	4,78,54,798	2,00,51,56
Linseed "	12,716	17,541	6,205	10,474	10,640	26,12,368	36,26,674	13,50,741	24,27,546	23,33,38
Mowa or Mowra "	200	29,750
Mustard "	67	75	621	308	246	21,343	23,151	1,78,487	87,453	62,56
Niger "	391	587	1,106	1,237	897	89,231	1,27,231	2,35,488	2,38,737	1,31,76
Poppy "	527	401	100	28	189	1,63,528	1,39,422	34,265	9,537	55,11
Rape "	10,043	9,804	9,470	6,329	2,325	23,10,765	21,33,805	19,55,852	12,92,335	3,99,15
Sesamum (til or jinjili) . . . "	9	3	209	411	..	2,360	815	58,320	1,00,308	..
Others "	105	1	6	60	18	22,185	210	798	6,143	18,51
Other than oilseeds "	52	3	115	11,423	4,51
Total Seeds "	113,762	248,735	260,247	230,121	185,656	2,92,32,117	6,21,93,566	6,32,25,936	5,23,70,002	2,33,34,86

No. 13—continued

GERMANY—continued

EXPORTS THERE TO—continued

INDIAN MERCHANDISE—concluded

ARTICLES	QUANTITY					VALUE				
	1926-27	1927-28	1928-29	1929-30	1930-31	1926-27	1927-28	1928-29	1929-30	1930-31
SPECIMENS ILLUSTRATIVE OF NATURAL SCIENCES . . . Value	—	—	—	—	—	5,585	18,045	460	700	200
SPICES—										
Cardamoms . . . Cwts.	1,812	721	1,039	1,371	1,402	3,89,195	1,87,245	3,11,380	3,50,298	2,42,567
Ginger . . . "	4,188	3,798	1,519	1,337	2,652	1,75,774	1,63,892	77,450	72,930	93,158
Pepper . . . "	2,141	5,646	4,430	5,754	6,062	1,29,975	4,53,850	4,18,744	5,28,727	2,31,152
Other sorts . . . "	—	—	69	87	46	—	8	2,845	2,436	947
Total Spices . . . "	7,591	10,165	7,057	8,599	10,162	6,94,944	8,04,995	8,10,419	9,54,391	5,73,844
TEA, BLACK . . . Lbs.	442,356	337,988	209,370	189,527	146,220	3,36,758	2,96,249	1,49,070	1,66,072	1,13,560
TEA, WASTE FOR THE MANUFACTURE OF CAFFEINE "	22,400	30,638	—	—	—	5,016	4,950	—	—	—
TEXTILES—										
Cotton—										
Raw . . . Tons	25,828	45,799	57,375	61,454	55,172	2,37,68,308	4,44,22,626	5,71,42,657	4,89,42,939	3,29,81,431
Waste . . . Cwts.	64,307	49,922	37,391	36,056	36,088	15,23,910	12,12,060	9,83,223	7,82,868	4,86,393
Twist and yarn . . . Lbs.	400	13,230	—	—	100	162	13,236	—	—	100
Manufactures . . . Value	—	—	—	—	—	—	—	—	—	47,659
Hemp (chiefly yarn)—										
Raw . . . Cwts.	33,329	50,072	54,672	61,997	19,961	6,08,056	3,38,481	9,23,368	9,46,962	2,30,930
Jute—										
Raw . . . Tons	183,051	249,888	260,149	216,467	168,976	7,39,74,801	8,53,84,466	8,96,25,932	7,40,63,511	3,50,45,783
Manufactures—										
Sacking Gunny Bags No.	1,880,000	2,070,215	1,737,448	2,404,975	1,755,501	10,13,723	11,07,651	9,10,332	9,30,695	6,46,914
Hessian Gunny Bags "	120,000	10,000	20,000	191,000	20,000	54,937	2,900	9,000	46,077	5,500
Hessian Gunny cloth Yards	1,337,000	394,500	192,500	1,240,500	2,535,500	3,62,952	73,226	35,134	2,06,435	2,38,802
Rope and twine . . . Cwts.	—	—	1	—	—	—	—	21	—	—
Wool—										
Wool, raw . . . Lbs.	97,527	95,105	359,893	166,218	317,333	20,510	69,799	1,91,770	1,56,770	2,45,762
Manufactures—										
Carpets and rugs "	2,033	1,265	1,369	1,305	7,106	4,005	10,350	9,147	6,574	13,330
TOBACCO—										
Unmanufactured . . . "	1,443,374	554,115	104,323	12,000	295,216	1,55,462	1,10,947	33,290	2,332	31,527
Manufactured . . . "	—	57,492	605	—	—	—	22,636	126	—	—
Toys and Requisites for games and sports (including fishing tackle) other than fire arms . . . Value	—	—	—	—	—	3,924	7,170	9,373	5,804	4,332
WAX OF ALL KINDS OTHER THAN PARAFFIN WAX (excluding CANDLES) . . . Cwts.	15	100	—	—	—	1,725	2,450	—	—	—
WOOD AND TIMBER—										
Teak wood . . . Cubic Tons	2,223	4,502	3,305	2,990	861	6,08,104	13,27,128	10,13,103	7,73,297	2,96,530
Sandal wood . . . Tons	32	60	—	93	—	54,211	1,02,400	—	1,75,260	—
Other kinds of wood and timber . . . Value	—	—	—	—	—	32,337	45,115	33,063	33,837	9,100
Manufactures of wood other than furniture and cabinetware . . . "	—	—	—	—	—	900	6,669	125	234	333
Total Wood and Timber "	—	—	—	—	—	6,95,552	14,81,312	10,51,298	9,32,668	3,05,963
ALL OTHER ARTICLES OF MERCHANDISE P. . . "	—	—	—	—	—	6,30,310	13,09,018	14,53,462	15,29,544	9,17,135
GRAND TOTAL . . . "	—	—	—	—	—	21,39,22,607	32,22,35,626	32,32,03,397	26,66,33,323	14,26,39,215

No. 13—continued
 GERMANY—concluded
 EXPORTS THERE TO—concluded

FOREIGN MERCHANDISE

ARTICLES	QUANTITY					VALUE				
	1926-27	1927-28	1928-29	1929-30	1930-31	1926-27	1927-28	1928-29	1929-30	1930-31
						₹	₹	₹	₹	₹
APPAREL (including DRAPERY, UNIFORMS, ACCOUTREMENTS BUT excluding HOSIERY AND BOOTS AND SHOS) Value	—	—	—	—	—	21,520	15,565	6,326	32,539	11,301
Books, printed and printed matter (not being stationery), including maps and charts Cwts.	26	14	11	15	10	4,287	5,632	1,806	3,060	1,955
CHEMICALS AND CHEMICAL PREPARATIONS (excluding CHEMICAL MANURES AND MEDICINES) Value	—	—	—	—	—	986	11,971	2,800	4,031	18,089
COAL AND COKE Tons	..	750	140	..	1,513	..	16,450	3,220	..	28,979
CUTLERY Value	—	—	—	—	—	19,283	6,791	300	11,258	4,645
DRUGS AND MEDICINES ..	—	—	—	—	—	1,760	12,051	8,909	21,545	21,785
DYING AND TANNING SUBSTANCES ..	—	—	—	—	—	14,037	10,07,308	12,510	40,202	6,119
FRUITS AND VEGETABLES ..	—	—	—	—	—	19,219	1,00,590	1,58,817	34,385	7,720
FURNITURE AND CABINET-WARE ..	—	—	—	—	—	6,400	14,125	800	20,765	51,541
GLASS AND GLASSWARE ..	—	—	—	—	—	3,068	8,865	2,138	1,060	8,175
GUMS AND RESINS Cwts.	3,375	6,836	7,156	9,032	6,494	1,67,463	2,71,577	3,50,695	3,36,732	1,80,197
HARDWARE, (including CUTLERY AND ELECTRO-PLATED WARE) Value	—	—	—	—	—	3,27,552	1,97,236	3,53,332	3,68,846	3,06,271
HIDES AND SKINS, RAW— Skins, raw { Tons =No.	1 =1,314	1 =1,480	2 =2,715	1 =8,142	1 =3,083	3,900	3,560	2,865	13,875	25,750
INSTRUMENTS, APPARATUS, AND APPLIANCES, AND PARTS THEREOF Value	—	—	—	—	—	49,693	82,005	77,716	79,191	1,03,599
Jewellery (excluding imitation Jewellery and precious stones and pearls, unset) also plate of gold and silver— Jewellery ..	—	—	—	—	—	..	11,431	979	0,028	..
LEATHER— Skins, tanned or dressed { Tons =No.	.. =1,180	.. =5	2 =4,550	1 =4,043	3,152	100	67,000	..	44,009
LIQUORS Gals.	179	309	131	357	3,128	1,912	5,320	1,004	3,398	10,403
MACHINERY AND MILLWORK Value	—	—	—	—	—	36,502	40,855	79,838	1,40,729	1,87,358
Metals AND ORES— Brass, Bronze and similar alloys, wrought Cwts.	96	97	3,349	3,765	344	9,454	4,110	1,05,195	1,48,658	10,672
Copper	40	199	104	7	..	2,607	13,350	87,003	330
Iron and Steel Tons	..	7	562	48	7	296	3,666	24,446	14,050	4,293
Metals unenumerated Cwts.	..	42	1,739	1,987	7,870	..	3,097	56,229	70,142	1,06,293
Paints and Colours	18	..	5	1,030	..	1,250	41	612	18,997
PRECIOUS STONES AND PEARLS, UNSET Value	—	—	—	—	—	300	..	700	2,900	..
PRINTING AND LITHOGRAPHING MACHINERY AND MATERIALS (excluding PAPER) ..	—	—	—	—	—	6,162	5,450	6,778	13,494	12,135
PROVISIONS AND OILMAN'S STORES (excluding FISH AND FRUITS AND VEGETABLES) Cwts.	167	65	28	2	7	9,369	4,205	8,381	134	1,062
RUBBER, MANUFACTURES Value	—	—	—	—	—	3,468	30,169	6,813	20,162	17,975
Seeds Tons	..	55	54	1	40	114	13,835	14,000	1,015	17,451
TEXTILES— Cotton, raw Tons	18	87	14	87,600	1,23,320	22,600	..	333
Manufactures— Piecegoods Yds.	..	2,209	3,234	6,635	4,107	..	2,332	2,722	8,180	1,535
Wool— Raw Lbs.	..	40,974	30,341	32,440	32,238	35,370	32,586	14,280	26,160	13,720
Manufactures Value	38,674	25,145	52,565	2,45,019
Other textiles manufactures ..	—	—	—	—	—	10,127	16,520	5,045	3,628	9,867
TOYS AND REQUISITES FOR GAMES AND SPORTS (including FISHING TACKLE, other than FIREARMS) ..	—	—	—	—	—	400	1,790	5,329	2,122	1,168
VEHICLES (excluding LOCOMOTIVES, ETC., FOR RAILWAYS)— Carriages and carts (excluding Railway carriages and parts thereof) ..	—	—	—	—	—	422	9,607	8,836	..	10,533
Other sorts ..	—	—	—	—	—	2,006	28,323	3,555	2,445	5,000
ALL OTHER ARTICLES OF MERCHANDISE ..	—	—	—	—	—	51,213	92,357	1,11,345	75,771	73,599
GRAND TOTAL ..	—	—	—	—	—	8,51,840	22,86,740	15,75,819	16,97,685	15,67,544
GRAND TOTAL OF INDIAN AND FOREIGN MERCHANDISE ..	—	—	—	—	—	21,47,74,447	32,45,72,366	32,47,84,716	28,76,86,008	14,42,06,759

No. 13—continued

NETHERLANDS

IMPORTS THEREFROM

ARTICLES	QUANTITY					VALUE				
	1926-27	1927-28	1928-29	1929-30	1930-31	1926-27	1927-28	1928-29	1929-30	1930-31
Animals, living No.	6	3	67	6	10	R 520	R 500	R 1,000	R 30,000	R 5,000
APPAREL (excluding Hosiery and Boots and Shoes) Value	—	—	—	—	—	15,851	12,006	9,829	2,559	1,009
ASBESTOS—										
Manufactures "	—	—	—	—	—	23,340	3,458	7,925	5,408	3,602
USING FOR MACHINERY "	—	—	—	—	—	37,778	61,955	48,255	82,631	83,017
ROBBINS "	—	—	—	—	—	—	2,538	15,963	4,678	558
BOOKS, PRINTED, AND PRINTED MATTER (not being Stationery), including Maps and Charts Cwts.	107	320	290	235	266	10,841	16,940	36,282	21,271	32,012
BOOTS AND SHOES Pairs	229	239	4,407	2,149	836	2,325	1,723	11,454	6,664	32,012
BUILDING AND ENGINEERING MATERIALS, other than OF IRON, STEEL, OR WOOD—										
Asphalt Tons	10,412	5,426	1,543	1,989	4,574	9,61,649	4,75,101	1,43,931	1,60,774	4,12,475
Firebricks No.	14,165	12,167	..
Cement—										
Portland Tons	439	238	79	130	94	24,552	12,532	3,747	5,509	4,571
Other kinds "	98	20	33	36	41	6,799	17,036	23,036	11,528	18,168
Tiles No.	50,685	84,746	140,600	226,900	126,080	5,369	7,847	12,239	20,045	8,467
Other kinds Value	—	—	—	—	—	62,419	32,253	472	..	296
Total Building and Engineering Materials "	—	—	—	—	—	10,60,688	5,44,769	1,83,425	2,16,023	4,38,977
Candles of all sorts lbs.	16,142	32,641	60,444	49,475	28,043	5,490	8,055	16,809	14,352	7,426
CHEMICALS AND CHEMICAL PREPARATIONS (excluding CHEMICAL MANURES AND MEDICINES)—										
Acids—										
Acetic (pyroligneous acid) Cwts.	1,126	677	844	737	396	43,934	26,260	32,031	28,552	13,357
Oxalic "	943	241	696	665	100	20,150	5,714	16,989	15,711	2,392
Sulphuric "	74	212	2,468	7,936	11,186	2,135	2,849	21,622	52,576	66,376
Tartaric "	98	50	101	41	2	6,388	3,561	9,806	4,192	322
Other sorts "	614	619	403	530	553	27,510	27,552	19,292	25,810	25,358
Total Acids "	2,855	1,799	4,512	9,909	12,237	1,00,117	66,238	99,740	1,26,841	1,07,805
Alum "	501	529	980	1,907	1,237	5,217	5,697	10,535	22,069	15,018
Aluminous sulphates "	4,665	6,029	6,773	250	350	22,828	29,622	31,650	1,102	1,360
Ammonia and salts thereof—										
Anhydrous "	40	58	61	44	218	2,819	3,295	5,514	4,270	20,368
Others "	218	59	139	88	37	7,069	2,326	2,787	2,000	1,416
Carbide of Calcium "	359	200	20	40	1,407	4,802	2,871	300	760	18,901
Glycerine "	1	100	2	50	375	147	6,524	112	2,386	15,254
Lead compounds—										
Acetate "	313	72	..	70	218	23,529	2,113	..	1,937	5,877
Potassium compounds "	645	674	357	737	387	17,933	18,836	16,505	22,987	19,864
Soda compounds "	3,536	3,675	2,176	1,625	10,032	34,715	41,541	38,876	12,690	1,35,679
Silica compounds "	1,339	10	5	1	13	19,323	964	70	175	2,238
Other sorts of chemicals Value	—	—	—	—	—	3,64,066	4,32,293	2,69,543	3,60,001	3,48,448
Total Chemicals and chemical preparations, etc. "	—	—	—	—	—	6,02,565	6,12,378	4,75,482	5,57,318	6,02,223
Cork manufactures Cwts.	34	78	97	126	380	2,323	5,705	17,991	14,433	11,351
CUTLERY Value	—	—	—	—	—	61,209	14,294	7,232	3,349	2,035
DRUGS AND MEDICINES (excluding CHEMICALS AND NARCOTICS)—										
Codliver oil Lbs.	11,485	1,590	11,484	6,750	10,600	31,861	855	31,823	9,332	22,413
Proprietary and patent medicines Value	—	—	—	—	—	79,512	53,209	1,18,234	1,28,236	1,08,266
Quinine Salts—										
Quinine Sulphate or bisulphate Lbs.	291	900	2,747	4,316	4,474	6,804	16,143	50,920	88,431	60,245
Quinine hydrochloride or dihydrochloride "	287	110	1,040	1,024	422	6,809	3,045	10,590	23,790	10,035
Other sorts "	328	648	1,243	1,205	1,653	10,037	11,517	19,494	26,129	77,450
Total "	994	1,658	5,030	6,545	6,549	23,150	30,705	81,004	1,38,350	1,56,730
Other sorts of drugs and medicines Value	—	—	—	—	—	1,98,708	1,76,908	1,38,913	1,05,933	1,07,020
Total Drugs and Medicines "	—	—	—	—	—	3,28,231	2,61,672	3,69,974	3,81,902	3,69,426
DYEING AND TANNING SUBSTANCES—										
Dyes obtained from coal tar—										
Alizarine Lbs.	999,816	514,379	730,644	212,750	1,008	6,99,258	3,16,535	3,69,722	94,896	813
Aniline "	410,714	227,730	547,508	60,620	23,116	7,52,066	4,13,658	8,28,066	1,06,040	51,013
Others "	..	4,782	65,776	5,154	4,480	..	6,486	1,13,631	2,560	1,905
Total Dyes obtained from Coal tar "	1,410,530	746,891	1,343,928	298,524	28,604	14,52,224	7,36,674	13,11,469	2,03,505	58,731
Indigo Synthetic Cwts.	100	14,176
Other sorts (including lac-dye) "	106	44	41	39	..	14,796	1,362	2,494	1,584	..
Total Dyeing and Tanning substances Value	—	—	—	—	—	14,67,020	7,38,036	13,13,963	2,05,089	67,907

No. 13—continued
NETHERLANDS—continued
IMPORTS THEREFROM—continued

ARTICLES	QUANTITY					VALUE				
	1926-27	1927-28	1928-29	1929-30	1930-31	1926-27	1927-28	1928-29	1929-30	1930-31
EARTHENWARE AND PORCELAIN—										
Bottles and Phials . . . Value	—	—	—	—	—	5,32,930	2,56,043	2,52,072	2,47,254	95,713
Porcelain . . . " "	—	—	—	—	—	37,823	11,473	4,045	6,936	10,343
Total Earthenware and Porcelain . . . "	—	—	—	—	—	5,70,750	2,67,516	2,56,117	2,54,190	1,07,556
GLASS AND GLASSWARE—										
Bottles and Phials . . . Gross	397	384	3,308	3,101	906	5,590	6,172	57,930	58,547	15,294
Sheet and plate . . . Sq. ft.	..	26,964	97,037	135,087	169,608	..	19,034	73,878	1,41,028	1,36,926
Tableware (including decanters, tumblers, etc.) . . . Value	—	—	—	—	—	1,164	5,284	3,510	2,362	1,491
Other glassware . . . " "	—	—	—	—	—	13,746	9,533	7,104	3,804	5,753
Total Glass and Glassware . . . "	—	—	—	—	—	20,500	40,028	1,42,422	2,00,741	1,59,461
GLUE . . . Cwts.	115	219	214	395	257	3,495	7,530	7,250	15,876	7,452
GRAIN, PULSE AND FLOUR TONS	28	7,478	40	..	39	..
GUMS AND RESINS . . . Cwts.	188	180	156	200	274	7,423	5,275	4,382	5,508	4,711
HARDWARE, excluding CUTLERY AND ELECTROPLATED WARE—										
Builders' hardware, such as locks, hinges, door bolts, etc. . . Value	—	—	—	—	—	1,314	6,539	4,978	1,260	11,309
Enamelled ironware . . . "	—	—	—	—	—	16,342	8,632	9,995	15,321	14,335
Implements and tools other than agricultural implements and machine tools . . . "	—	—	—	—	—	13,668	15,842	14,402	20,218	18,653
Other sorts . . . " "	—	—	—	—	—	1,10,019	90,066	1,08,924	1,42,397	1,10,182
Total Hardware, excluding Cutlery and Electroplated ware . . . "	—	—	—	—	—	1,41,843	1,21,079	1,38,299	1,79,196	1,54,569
INSTRUMENTS, APPARATUS, AND APPLIANCES, AND PARTS THEREOF—										
Electrical, including telegraph and telephone apparatus not being machinery—										
Electric fans and parts thereof . . . "	—	—	—	—	—	22,451	13,715	9,449	8,373	11,955
Electric wires and cables—										
Rubber insulated	—	—	—	—	—	23,643	30,719	1,07,695	99,629	1,24,408
Insulations other than rubber	—	—	—	—	—	24,760	73,087	47,370	28,430	33,108
Telegraph and telephone wires and cables	—	—	—	—	—	..	145	16,034
Bare Copper wire (Electrolytic) other than telegraph and telephone wires(b). cwt.	—	—	—	—	2,400	1,16,617	1,31,249	94,739	2,22,700	1,27,568
Electric lamps and parts thereof—										
Electrical glow lamps (a) . . . No.	1,042,966	1,443,155	1,717,936	—	—	7,67,917	9,75,418	11,65,708	—	..
Flash lights including torch lights, pocket lamps, etc.	—	—	—	59,354	..	—	—	—	44,692	..
Automobile lighting lamps . . . "	—	—	—	136,244	138,215	—	—	—	57,812	55,834
Standard lighting lamps . . . "	—	—	—	1,288,545	1,123,723	—	—	—	9,08,011	8,20,191
Other sorts . . . " "	12,168	195	19,479	13,205	3,013	6,179	789	9,810	19,814	8,799
Parts and accessories of electric lamps . . . Value	—	—	—	—	—	3,607	2,777	1,447	1,20,581	1,10,748
Electric lighting accessories, and fittings (including switches)	—	—	—	—	—	7,367	7,127	11,878	80,401	22,767
Electro-medical apparatus including X-Ray apparatus	—	—	—	—	—	12,125	2,001	3,725	10,520	24,280
Electrical goods and apparatus not enumerated . . . "	—	—	—	—	—	44,804	38,447	34,110	43,418	1,31,338
Total Electrical Instruments . . . "	—	—	—	—	—	10,26,470	12,75,474	14,85,931	16,24,441	14,87,040
Wireless apparatus . . . "	—	—	—	—	—	7,738	2,59,292	89,037	1,74,091	1,43,781
Medical . . . " "	—	—	—	—	—	708	3,747	472	7,690	8,002
Other kinds . . . " "	—	—	—	—	—	13,644	8,131	17,359	15,105	22,072
Total Instruments, Apparatus and Appliances, etc. . . "	—	—	—	—	—	10,51,560	15,46,644	15,93,449	18,21,330	16,60,895
IVORY—										
Unmanufactured . . . Lbs.	11,138	23,787	37,182	43,543	33,259	86,801	1,83,917	3,08,476	3,17,388	2,65,264
JEWELLERY (excluding IMITATION JEWELLERY AND PRECIOUS STONES AND PEARLS, UNSET), ALSO PLATE OF GOLD AND SILVER—										
Plate of gold and silver Value	—	—	—	—	—	20,008	18	..	30	..
LEATHER—										
Skins, tanned or dressed (Ton No. . . Cwts.)	223	197	1,719	4,747	456	2,992	2,286	17,546	45,281	4,094
Leather, unwrought . . . Cwts.	6	23	19	228	21	1,552	10,185	17,407	30,752	7,956
Manufactures (excluding boots and shoes and belting for machinery)—										
Pickers . . . "	402	504	401	345	346	68,362	81,165	70,199	63,501	61,965
Picking bands and straps . . . "	297	366	243	309	430	59,387	74,178	55,435	66,759	1,02,445
Other sorts . . . " "	—	—	—	—	—	3,947	9,679	9,478	11,883	22,972
Total Leather . . . "	—	—	—	—	—	1,36,240	1,77,493	1,70,065	2,13,176	1,99,433

(a) Separately shown under the heads immediately following from 1929-30.
(b) Quantity recorded from 1930-31.

No. 13—continued

NETHERLANDS—continued

IMPORTS THEREFROM—continued

ARTICLES	QUANTITY					VALUE				
	1926-27	1927-28	1928-29	1929-30	1930-31	1926-27	1927-28	1928-29	1929-30	1930-31
LIQUORS, including DENATURED AND PERFUMED SPIRITS—						R	R	R	R	R
Ale, beer, and porter . Gals.	164,575	246,432	254,690	336,809	369,237	3,75,497	5,22,165	5,40,765	6,83,226	7,46,714
Spirit—										
Gin "	12,282	12,290	10,250	12,443	9,526	93,636	94,941	70,783	89,506	68,191
Liqueurs "	784	751	1,059	786	167	13,923	12,748	16,988	18,441	2,608
Spirit present in drugs, medicines or chemicals "	175	202	1,579	402	434	3,649	4,314	16,197	5,706	7,100
Spirit, perfumed "	1,169	582	86	307	610	32,541	15,269	4,806	14,632	18,339
Other sorts "	18,090	10,148	5,596	11,282	5,644	62,858	55,671	63,419	87,477	77,758
Total Spirit "	32,500	23,982	18,570	25,220	16,371	2,06,607	1,82,943	1,71,193	2,10,762	1,73,991
Wines—										
Champagne and other sparkling wines "	1,370	894	1,226	1,272	1,010	28,041	14,938	22,977	20,296	16,385
Still red wines other than Port "	664	421	851	1,626	1,025	6,989	4,596	7,891	11,850	9,213
Still white wines other than sherry, madeira and marsala "	1,181	833	974	837	1,018	15,329	10,347	12,387	10,710	14,272
Other sorts of wines "	462	382	702	717	768	3,289	2,084	5,376	4,199	5,241
Total Wines "	3,677	2,480	3,753	4,452	3,821	53,598	32,015	43,630	47,055	45,711
Total Liquors "	200,752	272,894	277,013	360,481	389,429	6,35,702	7,43,123	7,60,588	9,41,043	9,66,416
MACHINERY AND MILLWORK—										
Prime-movers (other than electrical)—										
Railway locomotives, Engines and tenders and parts (a) . Value	—	—	—	—	—	—	—	6,514	9,954	23,723
Other than locomotives—										
Oil Engines No.	8	8	1	2	..	38,425	49,753	3,525	50,794	..
Steam Engines "	1	1	22,378	8,377
Electrical Machinery of all kinds, etc. . Value	—	—	—	—	—	1,29,806	80,818	1,35,939	55,647	48,200
Machinery not being prime-movers or electrical machinery—										
Agricultural machinery "	—	—	—	—	—	10,496
Boilers "	—	—	—	—	—	19,362	20,622	92,368	66,642	2,358
Metal working machinery (excluding machine tools) "	—	—	—	—	—	7,332	11,519	3,064	1,45,320	1,61,553
Oil crushing and refining machinery "	—	—	—	—	—	1,48,419	1,13,863	88,610	51,570	75,823
Refrigerating machinery "	—	—	—	—	—	25,888	..	7,549	..	802
Rice and flour mill machinery "	—	—	—	—	—	3,795	4,091	1,687	2,628	2,065
Textile machinery—										
Cotton machinery "	—	—	—	—	—	25,579	15,124	48,846	13,656	27,169
Jute machinery "	—	—	—	—	—	..	12,085	21,420	14,774	35,460
Other sorts of machinery, excluding printing machinery "	—	—	—	—	—	2,74,426	1,04,267	12,40,105	1,52,271	88,839
Total Machinery and Millwork "	—	—	—	—	—	6,95,408	4,20,469	16,50,227	5,63,256	4,76,523
MANURES—										
Artificial and mineral manures—										
Nitrate of Soda Tons	..	80	25	274	74	..	5,016	4,001	44,176	10,646
Sulphate of ammonia "	24	400	82	5,174	60,310	13,304
Others "	1,450	4,044	7,655	7,140	4,990	88,434	2,64,213	4,59,338	3,90,904	2,84,720
Total Artificial and mineral manures "	1,450	4,074	7,704	7,814	5,146	88,434	2,69,229	4,68,513	5,04,390	3,08,670
Other kinds of manures "	125	12	10	37,486	4,639	2,687
METALS AND ORES—										
Aluminium—										
Wrought—										
Circles Cwts.	1,653	1,30,438
Other manufactures "	27	..	8	4	11	3,007	61	1,454	372	1,132
Total Wrought Aluminium "	27	..	8	4	1,664	3,007	61	1,454	372	1,31,570
Brass, Bronze, and similar alloys and manufactures thereof "	370	271	33	22	17	20,610	14,844	3,878	3,830	2,092
Copper—										
Ore Tons	4,053	2,12,507
Unwrought—										
Rills, ingots, cakes, bricks, and slabs . Cwts.	4,300	38,495
Other manufactures "	75	97	57	12	40	4,616	5,988	5,563	936	2,616
Total Copper (excluding ore) "	4,375	57	57	12	40	43,111	5,988	5,563	936	2,616

(a) Figures prior to 1928-29, shown under "Railway Plant and Rolling Stock."

No. 13—continued
NETHERLANDS—continued
IMPORTS THEREFROM—continued

ARTICLES	QUANTITY					VALUE				
	1926-27	1927-28	1928-29	1929-30	1930-31	1926-27	1927-28	1928-29	1929-30	1930-31
METALS AND ORES—continued										
Iron—						R	R	R	R	R
Manufactures—										
Bars and channels . Tons	..	7	34	1	1,765	3,052	130	..
Rice bowls . . . "	44	8	17,188	2,598	5
Total Iron . . . "	44	15	34	1	..	17,188	4,363	3,057	130	..
Steel—										
Angle and tee . . . "	338	2	11	3	5	29,974	450	1,064	354	591
Bars "	488	1	64	162	95	43,695	136	7,621	19,182	9,886
Other manufactures of steel "	14	..	17	1	28	2,445	..	1,163	500	3,899
Total Steel "	840	3	92	166	128	76,113	586	9,848	20,036	14,376
Iron or Steel—										
Beams, Channels, Pillars, Girders, etc. . . Tons	1,297	1,023	14	..	1	2,40,741	1,91,763	1,037	..	131
Bolts and nuts . . . "	618	582	370	301	682	1,31,341	1,16,104	90,002	75,431	1,54,682
Fencing materials (including fencing wire) . . . "	32	76	78	63	23	8,220	20,389	10,417	15,440	9,221
Hoops and strips . . . "	164	69	76	85	31	32,947	10,554	11,360	12,576	5,227
Nails, rivets and washers (excluding wire nails) . . . "	662	826	340	253	470	1,30,021	1,37,352	70,064	51,600	1,03,588
Pipes and fittings, cast . . . "	51	55	49	6	..	17,761	33,107	23,201	3,399	..
Rails, chairs and fish-plates, including those for railways . . . "	2,726	1,742	705	320	737	2,50,276	1,59,322	72,535	30,300	86,500
Screws "	6	17	32	5	3	2,463	6,124	12,301	1,834	1,296
Sheets and plates—										
Galvanised—										
Plain "	215	292	57,766	59,936
Not galvanised or tinned "	103	195	3	123	413	12,595	31,291	1,017	23,623	53,042
Sleepers and keys of steel or iron for railways (a) . . . "	1,592	50	42	1,50,382	5,053	4,074
Tubes, pipes and fittings, wrought "	570	717	883	611	1,571	1,67,532	2,09,932	2,44,437	1,68,362	4,23,111
Wire nails "	78	56	174	19	213	13,477	10,446	23,550	3,395	31,039
Wire, other than fencing wire "	85	41	66	169	405	13,753	6,546	10,548	23,314	66,324
Other manufactures of iron or steel "	49	135	100	42	19	14,209	24,402	20,340	13,455	5,823
Total Iron or Steel "	6,656	5,332	4,433	2,052	4,659	10,93,102	10,17,763	7,81,691	4,33,237	9,49,908
Quicksilver Lbs.	10	..	1,375	..	797	57	..	3,437	..	3,303
Zinc or Spelter—										
Unwrought Cwts.	220	399	326	4,111	7,195	4,053
Wrought or manufactured "	327	220	1,195	680	1,123	20,070	5,645	27,531	15,095	19,763
Metals, unenumerated "	62	20	143	25	166	6,344	1,201	4,429	11,767	3,419
Total Metals (excluding ores) Tons	7,823	5,830	4,997	2,300	4,954	12,70,003	10,50,456	8,30,019	4,92,143	11,31,103
Oils—										
Essential Gals.	2,695	2,448	3,277	4,995	9,568	1,14,325	99,908	1,35,459	1,63,146	2,20,900
Mineral oils "	91,530	71,073	105,379	55,495	133,752	1,09,092	75,421	96,964	55,901	1,19,671
Vegetable oils (non-essential) "	1,402	1,105	15,921	12,043	1,779	4,311	3,667	56,723	36,034	5,900
PAINTS AND PAINTERS' MATERIALS—										
Paints and Colours—										
Barytes Cwts.	198	1,193	13,359	1,241	26,336	33,579
Red Lead—										
Genuine, dry "	203	669	492	47	55	6,336	13,373	8,648	1,063	1,264
Lithopone, dry* "	2,490	34,075
White Lead—										
Genuine, dry "	483	837	101	15,269	20,763	2,032
Zinc white—										
Genuine dry "	221	2,664	497	4,545	1,156	7,625	33,632	10,263	39,902	23,442
" moist "	634	3,651	610	535	634	19,162	93,702	15,390	13,507	14,396
Reduced "	1,697	27,659
Other sorts (b) "	9,741	10,331	12,930	14,296	..	1,78,755	1,33,713	2,42,459	2,47,392	..
White dry "	373	3,231
Coloured "	3,660	66,690
White moist "	4,394	71,509
Coloured "	1,974	37,761
Others "	547	11,069
Total Paints and Colours "	11,480	19,365	14,630	19,423	30,419	2,28,338	4,34,529	2,79,292	3,51,364	3,26,629
Painters' materials Value	13,224	41,653	54,513	75,765	65,033
Total Paints and Painters' materials "	2,46,612	4,76,182	3,33,805	4,27,629	3,20,667

(a) Shown under " Railway plant and rolling stock " prior to 1928-29.
* Separately recorded from 1930-31.
(b) Sub-divided from 1930-31.

No. 13—continued
NETHERLANDS—continued
IMPORTS THEREFROM—continued

ARTICLES	QUANTITY					VALUE				
	1926-27	1927-28	1928-29	1929-30	1930-31	1926-27	1927-28	1928-29	1929-30	1930-31
PAPER AND PASTEBOARD—										
Paper—						R	R	R	R	R
Packing paper . . . Cwts.	16,999	15,804	19,101	19,986	10,958	2,55,158	2,20,497	2,75,703	2,63,727	2,30,141
Printing paper—										
News printing . . . "	11,037	13,509	4,236	4,518	5,706	1,73,576	1,86,230	73,411	74,300	86,099
Other sorts . . . "	22,759	36,119	40,971	39,416	38,630	4,49,183	6,84,897	7,94,526	7,51,496	6,97,757
Writing paper and envelopes—										
Writing paper in large sheets . . . "	19,255	18,674	20,726	24,745	15,784	4,39,068	3,97,727	4,36,490	5,11,235	3,17,220
Envelopes imported separately . . . "	308	152	246	74	66	12,719	6,169	9,602	3,461	3,462
Other kinds of paper . . . "	2,234	1,266	3,315	962	851	60,085	28,711	73,373	29,977	27,991
Paper manufactures . . . "	31	164	562	623	1,320	2,202	4,730	18,043	19,766	35,051
Pastboard, millboard, and cardboard of all kinds—										
Straw boards . . . "	133,623	142,053	114,712	122,449	75,563	9,46,671	9,41,452	7,76,540	8,70,482	5,23,507
Other kinds . . . "	4,273	1,723	2,135	3,940	4,139	53,262	28,245	41,963	71,155	65,455
Manufactures of pastboard, millboard and cardboard . . . "	78	1,485	76	399	224	1,780	12,663	2,061	5,344	9,163
Total Paper and Pasteboard . . . "	216,507	231,049	206,080	217,097	153,291	23,92,704	25,11,310	25,01,807	23,01,033	20,13,349
PREPARING MATERIALS—										
Imp of wood . . . Cwts.	20,000	1,000	2,05,195	10,279
PERFUMERY not being PERFUMED SPIRITS . . . Value	—	—	—	—	—	33,256	37,030	63,261	44,580	50,677
Oilshes . . . "	—	—	—	—	—	9,341	630	851	152	2,407
PRECIOUS STONES AND PEARLS, UNSET—										
Diamonds . . . "	—	—	—	—	—	7,72,712	9,13,932	14,60,996	3,11,923	4,39,792
Other precious stones . . . "	—	—	—	—	—	9,040	1,06,008	421	727	..
RUNNING AND LITHOGRAPHING MACHINERY AND MATERIALS (excluding paper) . . . "	—	—	—	—	—	33,157	38,376	52,163	32,736	37,410
PROVISIONS AND OILMAN'S STORES including FISH AND FRUITS AND VEGETABLES, CANNED OR BOTTLED—										
Bacon and hams . . . Cwts.	58	119	217	494	371	4,746	19,027	24,584	31,500	39,549
Biscuits and cakes . . . "	416	749	759	893	373	34,504	73,648	61,876	82,010	33,118
Canned and bottled provisions (not specified elsewhere) . . . "	290,799	6,426	7,526	6,313	4,922	1,27,04,627	1,85,631	2,40,235	2,06,660	1,76,561
Vegetable products (a) . . . "	—	372,257	400,873	290,565	232,346	—	1,61,45,491	1,54,63,713	1,08,74,785	85,37,006
Cheese (including canned) . . . "	7,623	7,621	6,932	6,970	6,880	7,54,263	6,86,243	6,51,002	6,60,720	6,15,330
Cocoa and chocolate . . . "	876	739	761	554	383	1,37,204	1,31,969	1,18,646	87,612	53,763
Confectionery . . . "	720	1,732	1,232	1,309	1,401	54,570	81,547	88,234	95,676	89,314
Farinaceous and patent foods . . . "	869	941	1,570	3,269	1,031	15,310	13,394	20,939	74,612	10,458
Jams and jellies . . . "	103	334	515	114	172	4,871	13,734	18,900	3,599	5,521
Milk, condensed and preserved including milk cream . . . "	91,322	119,641	140,070	141,736	126,125	27,71,737	32,83,954	36,60,211	36,07,915	30,41,539
Others . . . Value	—	—	—	—	—	52,283	12,343	10,573	9,176	53,956
Total Provisions and Oilman's stores . . . "	—	—	—	—	—	1,65,34,120	2,06,46,981	2,03,53,963	1,57,34,474	1,26,61,164
RAILWAY PLANT AND ROLLING STOCK—*										
Carriages and parts thereof . . . "	—	—	—	—	—	36,332	31,423	—	—	—
Wagons and parts thereof . . . "	—	—	—	—	—	43,309	..	—	—	—
Locomotive Engines and tenders and parts thereof . . . "	—	—	—	—	—	6,54,990	1,018	—	—	—
Materials for constructions—										
Sleepers and key of steel or iron . . . Tons	505	243	—	—	—	51,103	47,530	—	—	—
Other kinds of materials . . . "	172	8	—	—	—	27,179	1,071	—	—	—
Total Railway plant, etc. . . Value	—	—	—	—	—	8,18,413	81,047	—	—	—

(a) Separately recorded from 1927-28.
* Discontinued from 1928-29.

No. 13—continued
NETHERLANDS—continued
IMPORTS THEREFROM—continued

ARTICLES	QUANTITY					VALUE				
	1926-27	1927-28	1928-29	1929-30	1930-31	1926-27	1927-28	1928-29	1929-30	1930-31
RUBBER—						R	R	R	R	R
Manufactures—										
Pneumatic cycle covers No.	16,685	200	1,622	8,089	13,774	36,775	362	2,589	11,314	16,528
" " tubes " "	7,377	2,425	10,301	72,941	81,024	6,847	1,742	6,059	41,143	43,695
Other manufactures, except apparel, boots and shoes . Value	—	—	—	—	—	10,958	6,645	3,004	8,311	2,896
Total Rubber manufactures	—	—	—	—	—	54,680	8,749	11,652	60,768	63,119
SEEDS—										
Essential . . . Tons	335	49	218	224	165	1,02,671	25,070	79,789	89,136	65,635
Other sorts "	100	..	183	386	..
Total Seeds	335	49	218	224	165	1,02,771	25,070	79,922	89,472	65,635
SMOKERS' REQUISITES (excluding TOBACCO) . . Value	—	—	—	—	—	21,543	1,975	1,550	3,465	1,921
SOAP Cwts.	3,346	1,437	3,160	3,130	770	1,08,051	41,447	52,649	84,226	22,744
SPONGES "	..	208	100	1,108	197	..	1,905	3,304	10,516	1,600
STARCH AND FARINA—										
Starch "	6,404	4,612	23,868	22,583	16,717	1,09,430	1,04,726	2,61,121	4,27,541	2,83,932
Farina and potato flour "	51,992	57,571	35,636	61,168	68,794	6,19,390	7,08,385	4,03,170	5,56,517	4,97,098
Total Starch and Farina "	58,396	62,183	49,504	83,751	85,511	7,28,820	8,13,111	6,64,291	9,84,058	7,81,030
STATIONERY (excluding PAPER)—										
Pencils (excluding slate pencils) . . . Dozens	120	784	276	99	390	88	412	296	133	816
Other sorts Value	—	—	—	—	—	12,239	19,723	12,346	24,550	15,819
Total Stationery	—	—	—	—	—	12,327	19,135	12,642	24,683	16,636
SUGAR—										
Sugar, 16 Dutch standard and above . Tons	1,082	..	96	247	..	3,27,677	585	12,683	45,972	..
Beet sugar "	2,088	738	1,470	2,228	611	4,44,075	1,47,710	2,94,785	3,96,335	82,051
Others	11	11	1,563
Total Sugar	3,720	738	1,566	2,475	622	7,71,752	1,48,295	3,07,468	4,42,618	83,614
TALLOW AND STEARINE—										
Grease Cwts.	..	20	..	20	634	..	944	..
Other sorts "	1,218	611	1,999	547	398	49,751	33,053	70,582	25,396	10,867
Total Tallow and Stearine "	1,218	631	1,999	567	398	49,751	33,687	70,582	26,340	10,867
Tea, Black Lbs.	50,468	165	33,143	78	..
TEXTILES—										
Cotton—										
Manufactures—										
Twist and yarn . . . Lbs.	486,435	537,965	..	35,844	15,015	8,77,641	9,01,817	..	55,701	23,063
Blankets "	1,922,573	2,397,242	1,978,818	1,617,771	1,855,684	14,43,601	15,66,508	12,63,183	9,24,180	8,39,836
Canvas Yds.	215	427	2,741	11,684	6,806	947	1,468	6,023	25,648	13,144
Shawls No.	1,031	19,800	11,000	13,000	240	1,823	30,568	13,123	18,969	246
Piece goods—										
Grey (unbleached) . Yards	34,160	102	698	2,358	..	8,577	128	912	3,289	..
White (bleached) . . "	5,955,971	7,505,704	8,414,536	7,508,655	4,258,804	25,43,305	30,41,905	32,85,562	29,19,724	14,53,322
Coloured, printed or dyed—										
Printed goods . . . "	995,050	2,717,139	6,486,179	3,127,233	1,283,525	5,90,763	14,99,581	33,81,508	15,88,511	5,51,922
Dyed goods "	4,278,312	4,223,456	3,428,274	4,239,942	3,490,330	19,07,659	18,41,923	14,37,887	18,39,473	11,67,726
Woven coloured goods . . . "	8,424,125	5,129,215	1,341,325	6,828,642	3,770,975	50,30,879	27,84,330	7,47,520	35,52,365	17,89,097
Thread, sewing . . . Lbs.	31,732	143,522	144,095	194,691	108,042	2,90,059	4,60,517	4,65,343	6,58,602	3,16,450
Other sorts of manufactures . . Value	—	—	—	—	—	92,540	1,21,485	31,622	25,301	22,904
Total Cotton manufactures (including Twist and yarn)	—	—	—	—	—	1,27,87,594	1,22,50,230	1,06,02,688	1,16,11,042	61,77,708

No. 13—continued
NETHERLANDS—continued
IMPORTS THEREFROM—concluded

ARTICLES	QUANTITY					VALUE				
	1926-27	1927-28	1928-29	1929-30	1930-31	1926-27	1927-28	1928-29	1929-30	1930-31
TEXTILES—continued										
Haberdashery and Millinery—						R	R	R	R	R
Lace and embroidery Value	—	—	—	—	—	11,039	23,419	1,15,185	14,831	1,345
Other sorts	—	—	—	—	—	50,929	23,220	49,708	19,738	13,249
Jute manufactures—										
Gunny cloth Yards	972,945	..	141,265	1,52,923	..	11,659
Silk manufactures—										
Goods of silk mixed with other materials	21,469	89,109	19,168	189	..	35,407	53,861	27,982	1,492	..
Other sorts Lbs.	6,634	5,079	3,461	7,366	6,079	14,866	6,000	3,532	8,367	6,998
Total silk manufactures (including silk yarn, noils and warps) Value	—	—	—	—	—	50,273	59,861	31,564	9,859	6,998
Wool, Manufactures—										
Yarn and knitting wool Lbs.	944	1,435	335	6	750	1,149	1,670	1,212	7	2,282
Blankets and rugs other than floor rugs	2,469	..	22,074	9,592	1,232	4,033	..	14,351	10,837	2,036
Piece goods Yards	172,748	268,158	201,175	245,184	121,985	6,25,955	8,95,641	7,23,060	8,37,920	3,66,432
Shawls No.	9,910	1,775	250	..	3	44,952	6,789	1,796	..	3
Other sorts Value	—	—	—	—	—	19,072	9,857	10,070	3,525	9,099
Total Woollen manufactures (including yarn and knitting wool)	—	—	—	—	—	6,95,166	9,13,957	7,50,489	8,52,289	3,79,953
Artificial Silk—										
Artificial silk yarn Lbs.	358,237	505,900	707,370	430,037	762,980	7,09,219	10,72,859	13,39,251	6,95,678	8,67,173
Piece goods of cotton and artificial silk Yards	85,206	107,104	102,435	150,727	51,140	85,862	1,10,580	36,395	1,08,964	40,944
Other sorts Value	—	—	—	—	—	300	2,497	7,249	40,068	45,547
TOBACCO—										
Unmanufactured Lbs.	45,584	69,439	9,354	82,022	84,216	56,336	95,735	74,251	1,07,337	1,19,527
Manufactured—										
Cigars	7,229	8,738	7,052	7,442	6,062	44,319	45,187	40,697	35,855	33,117
Other sorts	733	1,078	103	2,095	4	4,056	4,353	225	3,412	33
Total Tobacco	53,546	79,255	16,509	91,559	90,282	1,04,761	1,45,323	1,15,173	1,46,604	1,57,682
TOYS AND REQUISITES FOR GAMES AND SPORTS, including Fishing tackle Value	—	—	—	—	—	16,109	10,357	25,760	7,292	31,216
UMBRELLAS AND UMBRELLA FIXINGS	—	—	—	—	—	3,792	17,566	5,915	4,796	2,967
VEHICLES, excluding LOCOMOTIVES, ETC., FOR RAILWAYS—										
Carriages and carts not mechanically propelled and parts thereof (excluding Railway carriages, trucks, etc.)—										
Carriages and carts not mechanically propelled, etc. (excluding railway carriages, trucks, etc.) No.	98	60	1	..	97	10,016	3,946	255	..	5,931
Parts of carriages and carts (excluding rubber tyres) Value	—	—	—	—	—	30,348	5,268	6,572	4,723	609
Perambulators and parts thereof	—	—	—	—	—	..	110	832	3	579
Total Carriages and Carts, etc.	—	—	—	—	—	40,366	9,324	7,709	4,731	7,119
Cycles (other than motor cycles) and parts thereof and accessories	—	—	—	—	—	37,659	30,132	58,774	37,253	39,836
Mechanically propelled vehicles (excluding railway locomotives and tractors) and parts	—	—	—	—	—	77,378	97,573	1,73,377	3,07,779	1,21,734
WOOD AND TIMBER—										
Manufactures of wood other than furniture and cabinetware	—	—	—	—	—	3,222	11,958	16,970	6,533	2,799
POSTAL ARTICLES NOT RECORDED	—	—	—	—	—	1,441	33,866	9,613	3,399	10,010
ALL OTHER ARTICLES OF MERCHANDISE	—	—	—	—	—	61,683	37,755	1,33,763	2,34,074	1,05,399
GRAND TOTAL	—	—	—	—	—	4,65,20,070	4,80,60,422	4,76,73,761	4,22,33,916	3,22,33,647

No. 13—continued
NETHERLANDS—continued
EXPORTS THERETO

INDIAN MERCHANDISE

ARTICLES	QUANTITY					VALUE				
	1926-27	1927-28	1928-29	1929-30	1930-31	1926-27	1927-28	1928-29	1929-30	1930-31
BUILDING AND ENGINEERING MATERIALS, other than OF IRON, STEEL, OR						R	R	R	R	R
WOOD Value	—	—	—	—	—	—	1,42,500	3,01,172	2,27,960	2,37,500
CASEIN Cwts.	200	—	—	569	8,140	6,750	—	—	17,580	47,840
COFFEES " "	18,187	29,808	15,464	4,901	18,203	11,71,501	25,51,277	12,85,638	3,91,848	11,51,856
COIR—										
Unmanufactured Tons	—	—	1	18	—	—	—	187	12,605	—
Manufactured (excluding ROPE) " "	4,698	5,903	5,525	5,622	4,547	17,01,430	20,90,759	18,38,601	10,09,467	16,53,384
DRUGS AND MEDICINES (excluding CHEMICALS AND NARCOTICS)—										
Ruxvomica Cwts.	11,647	12,998	5,840	16,188	9,383	71,887	71,966	32,746	1,10,071	68,488
Other sorts Value	—	—	—	—	—	—	—	3,630	10,758	100
DYEING AND TANNING SUBSTANCES—										
Cutch and Gambler Cwts.	3,647	4,368	4,258	4,257	6,275	81,618	92,116	86,043	88,591	1,15,294
Myrobalans " "	55,656	65,542	46,975	35,672	54,989	4,29,028	5,51,147	3,65,722	2,50,286	3,79,507
Myrobalan extracts " "	100	2,073	1,244	—	—	1,278	20,925	20,905	—	—
Other sorts " "	108	1,827	339	302	321	11,333	13,055	6,633	7,206	5,814
Total Dyeing and Tanning Substances " "	59,511	74,310	52,816	40,231	61,585	5,23,307	6,63,243	4,79,303	3,46,033	5,00,615
FIBRE FOR BRUSHES AND BROOMS										
FODDER, STRAW, AND POLLARDS (excluding oilcake)—										
Rice bran " "	—	3,405	3,763	1,751	2,250	—	1,57,949	1,90,084	70,001	81,057
Other sorts of fodder " "	—	100	—	—	—	—	5,625	—	—	—
FRUITS AND VEGETABLES Value	—	—	—	—	—	12,216	27,945	3,621	2,962	3,469
FURNITURE AND CABINET-WARE " "	—	—	—	—	—	1,221	1,700	1,441	1,770	510
GRAIN, PULSE AND FLOUR—										
Barley Tons	—	3,056	13,402	—	—	—	3,59,792	15,92,376	—	—
Jowar and Bajra " "	149	—	—	—	1,026	17,448	—	—	—	53,626
Maize " "	—	940	1,910	—	—	—	94,095	1,91,488	—	—
Pulse—										
Beans " "	—	—	25	—	—	—	—	2,556	—	—
Other sorts " "	7,547	4,519	3,209	—	99	10,70,705	5,72,991	4,21,183	—	8,775
Total of Pulse " "	7,547	4,519	3,234	—	99	10,70,705	5,72,991	4,23,739	—	8,775
Rice in the husk (paddy) " "	—	—	900	400	5,188	—	—	74,354	32,328	2,42,731
Rice, not in the husk—										
Boiledrice " "	—	—	2,237	351	500	—	—	3,96,851	46,280	56,598
Cleaned rice " "	69,332	96,010	72,562	124,363	97,529	1,02,44,233	1,40,63,771	1,01,91,003	1,53,49,784	93,83,066
Broken cleaned rice " "	—	—	825	275	505	—	—	96,911	31,654	44,790
Other sorts " "	19,747	—	—	—	1,330	31,50,002	—	—	—	1,02,073
Total Rice not in the husk " "	89,079	96,010	75,624	124,939	100,364	1,33,94,330	1,40,63,771	1,06,84,765	1,54,27,718	95,86,527
Rice flour and ground rice " "	—	34	—	—	—	—	6,850	—	—	—
Wheat " "	—	—	550	—	400	—	—	91,000	—	40,000
Other sorts " "	13	85	138	10	20	1,935	6,020	23,685	2,232	4,635
Total Grain, Pulse and Flour " "	96,788	104,594	95,858	125,399	107,097	1,44,84,418	1,51,04,419	1,30,81,407	1,54,62,278	99,36,294
GUMS AND RESINS										
Cwts.	249	—	—	316	671	6,800	—	—	21,025	27,200
HARDWARE AND OUTLERY, including electro-plated ware										
Value	—	—	—	—	—	2,547	11,482	11,699	10,025	4,975
HIDES AND SKINS, RAW—										
Hides, raw—										
Buffalo hides { Tons 118 140 201 85 22										
. { =No. —9,615 —19,562 —47,789 —14,352 — 4,550						62,654	82,251	1,48,541	63,932	23,361
Cow hides { Tons 369 555 1,537 352 907										
. { =No. —121,299 —163,260 —447,634 —225,399 —265,113						3,89,574	6,39,874	18,33,683	10,83,890	10,29,499
Calf skins { Tons 2 13 77 78 116										
. { =No. —500 —4,450 —35,664 —25,098 —59,775						995	15,373	1,39,509	89,368	92,966
Other hides { Tons — — 2 — —										
. { =No. — — — — —								2,497	—	—
Total Hides, raw { Tons 489 708 1,867 1,015 1,045										
. { =No. —131,414 —187,272 —531,571 —264,849 —329,438						4,53,223	7,37,498	21,19,230	12,37,240	11,45,736
(Skins, raw—										
Goat skins { Tons 562 657 485 220 441										
. { =No. —1,128,733 —1,365,718 —875,323 —471,710 —777,413						21,38,991	25,36,278	17,35,272	8,58,530	12,96,170
Sheep skins { Tons 1 5 21 19 29										
. { =No. —1,200 —5,700 —30,313 —24,813 —48,200						1,350	5,375	31,358	37,013	43,560
Other skins { Tons 1 — 25 23 44										
. { =No. —15,050 —6,850 —32,489 —196,298 —270,315						20,400	9,300	56,298	3,41,972	3,43,694
Total Skins, raw { Tons 564 662 581 262 514										
. { =No. —1,145,033 —1,378,268 —938,025 —592,821 —1,095,928						21,60,741	25,50,958	18,22,923	12,27,515	16,83,430
Total Hides and Skins, raw (excluding cuttings of hides and skins, raw)										
Tons	1,068	1,370	2,398	1,277	1,559					
=No.	—1,276,447	—1,565,540	—1,469,596	—957,670	—1,425,366	26,13,964	32,35,461	39,42,158	24,64,755	23,29,166

No. 13—continued

NETHERLANDS—continued

EXPORTS THERE TO—continued

INDIAN MERCHANDISE—continued

ARTICLES	QUANTITY					VALUE				
	1926-27	1927-28	1928-29	1929-30	1930-31	1926-27	1927-28	1928-29	1929-30	1930-31
HORNS, TIPS AND PIECES OF HORN Cwts.	4,540	9,280	7,758	7,046	3,919	81,955	1,74,818	1,53,353	1,65,320	68,661
KAPOK "	15,844	15,571	6,981	7,505	5,228	9,22,159	7,64,889	2,98,083	2,91,131	1,55,807
LAC—										
Button "	231	38	340	165	303	21,300	5,625	50,145	21,740	34,831
Seed "	44	308	885	5,400	19,410	38,578
Shell "	1,331	1,732	3,271	2,469	2,189	1,26,716	2,30,814	4,20,600	2,69,244	1,38,362
Stick "	1,333	972	737	125	37	86,503	90,771	50,166	10,102	3,000
Other kinds "	8,846	2,345	294	..	2,320	2,02,235	1,02,129	15,000	..	29,043
Total Lac "	11,741	5,082	4,686	2,967	5,794	4,36,754	4,29,339	5,47,311	3,20,586	2,43,814
LEATHER—										
Hides, tanned or dressed—										
Tons	1
No.	352	694
Skins, tanned or dressed—										
Tons	19	33	24	31	50
No.	70,230	137,202	1,04,100	123,822	215,918	1,26,566	2,18,902	1,63,959	2,17,015	3,32,276
Goat skins
Tons	11	38	23	13	13
No.	46,350	158,139	1,06,054	55,500	52,750	59,813	1,73,687	1,06,100	60,140	53,507
Sheep skins
Tons
No.	..	448	..	10,904	3,155	..	896	..	20,007	3,100
Other skins
Tons	31	71	47	44	63
No.	116,932	205,739	2,10,154	189,726	271,823	1,37,073	3,93,435	2,70,059	2,97,162	3,38,883
Total Hides and skins, tanned or dressed										
MANURES—										
Bones—										
Crushed Tons	153	741	446	225	65	17,522	91,417	53,561	24,784	6,359
Bonemeal "	261	210	320	99	10	15,243	9,212	38,270	10,938	1,150
Total Bones "	413	951	766	324	75	32,765	1,00,629	91,831	35,722	7,509
Fish manures "	25	261	462	177	54	1,364	32,515	70,368	22,405	9,500
METALS AND ORES—										
Chromite (or chrome iron ore) "	100	3,900	3,600	3,000	1,17,000	1,23,000
Lead, pig "	85,001	20,008	4,90,007	3,40,081	..
Iron or Steel pig "	21	136	664	954	6,347	22,305
Manganese ore "	13,300	15,000	8,001	34,350	11,500	3,97,000	4,29,500	2,40,025	9,78,112	4,00,000
Tin Cwts.	..	8,903	6,290	2,600	2,720	..	22,554	19,987	6,370	6,682
Other metals "	638	615	409	3	1,802	4,795	4,339	9,254	1,195	55,291
Dres, unenumerated Tons	1,839	66,824
Total Metals and Ores "	13,452	19,376	13,686	35,167	14,229	4,05,749	5,73,398	3,62,273	13,32,055	5,51,602
COPPER Cwts.	12	25	142	465	389	1,500	1,300	10,040	18,060	32,598
LUBRICANTS—										
Essential—										
Lemongrass oil Gals.	1,232	1,632	3,986	3,184	571	21,148	23,148	67,898	43,004	7,300
Palma rosa "	56	42	264	1,875	2,250	8,875
Vegetable, non-essential—										
Castor "	..	6,089	15,778	2,400	3,600	..	13,000	34,500	6,000	9,000
Coconut "	55,942	20,203	44,001	41,088	20,624	1,31,639	46,496	1,02,405	90,285	41,464
Other sorts of oils "	792	398	14	2,620	2,675	375
Total Oils "	57,230	27,924	64,557	47,112	25,073	1,54,662	87,644	2,07,423	1,45,114	67,514
OIL CAKES—										
Groundnut cakes Tons	4,740	11,549	17,574	25,874	19,146	5,95,184	15,10,258	22,98,359	35,02,464	13,33,625
Linseed cakes "	9,849	20,462	29,002	12,237	4,161	13,05,099	22,35,772	35,81,922	16,72,335	3,89,137
Rape and Sesamum cakes "	521	318	64,574	1,08,438	..
Others "	..	90	61	59	25	..	10,354	8,140	8,166	1,250
TOTAL OIL CAKES Tons	14,589	32,091	47,158	39,038	22,332	19,00,283	37,56,884	59,52,995	52,91,908	22,24,062
RAFFIN WAX "	2,324	4,191	6,207	4,169	2,930	12,34,977	19,08,767	28,37,369	19,29,970	13,43,825
ROVINGS AND OILMAN'S STONES Value	7,325	2,130	3,537	1,341	2,345
GUMBER, RAW Lbs.	44,980	44,980

No. 13—continued
 NETHERLANDS—continued
 EXPORTS THERETO—continued

INDIAN MERCHANDISE—concluded

ARTICLES	QUANTITY					VALUE				
	1926-27	1927-28	1928-29	1929-30	1930-31	1926-27	1927-28	1928-29	1929-30	1930-31
						R	R	R	R	R
SEEDS—										
Essential . . . Tons	5	22	15	28	14	1,085	7,575	8,807	7,808	5,358
Non-essential—										
Copra or coconut kernel . . .	123	40,539
Groundnuts . . .	76,729	112,106	132,488	154,165	137,350	1,95,20,757	2,89,85,508	3,32,71,369	3,50,04,733	2,67,06,741
Linseed . . .	4,815	4,800	445	7,054	22,799	9,82,253	9,69,060	81,334	18,18,881	52,00,730
Mustard . . .	78	55	271	118	84	25,802	16,012	79,359	35,234	19,764
Mowra or Mowra . . .	8,850	..	450	100	200	14,24,078	..	69,562	15,750	20,000
Niger . . .	123	149	49	111	199	26,151	34,623	13,298	22,475	25,002
Poppy . . .	610	900	..	33	..	1,80,570	3,12,625	..	11,192	..
Rape . . .	11,112	8,974	11,853	16,507	3,825	25,69,231	19,68,104	25,75,783	32,52,979	6,24,540
Sesamum (til or linjil)	1,958	3,650	2,850	5,44,342	9,54,934	6,54,807	..
Other sorts . . .	84	80	25	79	75	18,350	12,560	3,250	10,062	6,125
Total Seeds . . .	102,524	129,042	149,246	180,045	194,546	2,47,83,316	3,28,50,474	3,70,57,686	4,08,93,871	3,26,08,280
SPICES—										
Ginger . . . Cwts.	50	50	160	25	245	1,023	2,250	6,273	876	7,552
Cardamoms . . .	46	10	28	76	78	15,016	3,000	7,650	18,708	11,622
Pepper . . .	2,172	1,210	550	367	237	1,31,250	95,600	48,550	32,590	11,500
Total spices . . .	2,268	1,270	738	468	560	1,47,299	1,00,850	62,473	52,173	30,674
GHA, BLACK . . . Lbs.	88,036	20,555	66,463	84,172	76,136	55,513	15,967	68,123	49,707	45,709
TEXTILES—										
Cotton—										
Raw . . . Tons	5,278	6,278	9,047	11,350	10,392	50,44,273	59,53,460	87,01,755	89,63,731	61,05,914
Waste . . . Cwts.	23,686	17,119	13,670	20,056	7,636	5,00,715	4,02,614	1,67,758	2,45,287	93,165
Manufactures . . . Value	—	—	—	—	—	3,700	2,715	221	1,114	2,305
Hemp—										
Raw . . . Cwts.	968	231	..	16,650	3,540	..
Jute—										
Raw . . . Tons	10,833	20,946	17,072	21,580	19,456	36,42,258	69,52,500	61,05,119	71,92,181	40,38,979
Manufactures—										
Gunny bags . . . No.	536,800	1,321,125	1,240,450	1,610,106	2,770,200	2,84,956	6,21,026	6,20,776	5,99,287	7,63,332
.. cloth . . . Yards	232,000	586,500	40,235	75,503
Wool, raw . . . Lbs.	2,016	5,376	18,144	2,352	11,010	1,560	2,520	5,700	1,050	8,989
.. Manufactures—										
Carpets and rugs . . .	2,736	1,581	224	6,288	10,480	4,861	5,300	600	6,136	11,169
TOBACCO—										
Unmanufactured . . .	1,793,526	1,371,957	734,880	1,166,159	2,341,461	3,20,323	3,06,724	1,62,560	2,39,291	2,30,520
Manufactured . . .	461	1,068	1,103	1,108	90,029	684	1,554	1,391	1,685	11,674
WOOD AND TIMBER—										
Timber, other than rail- way sleepers—										
Teak wood . . . Cubic Tons	3,151	3,342	4,031	4,162	2,498	9,35,433	11,43,242	11,95,705	12,51,259	7,23,457
Sandal wood . . . Tons	12	17,847	..	256
Other kinds of wood and timber . . . Value	—	—	—	—	—	4,865	2,575	39,616	54,159	2,134
Total Wood and Timber . . .	—	—	—	—	—	9,58,165	11,45,817	12,35,577	13,05,418	7,25,591
Postal Articles . . .	—	—	—	—	—	55,419
ALL OTHER ARTICLES OF MERCHANDISE . . .	—	—	—	—	—	62,585	1,08,098	1,06,181	4,53,928	18,172
GRAND TOTAL . . .	—	—	—	—	—	6,21,97,520	3,10,69,887	8,70,58,965	9,08,22,567	6,66,71,264

No. 13—continued
NETHERLANDS—concluded
EXPORTS THERE TO—concluded

FOREIGN MERCHANDISE

ARTICLES	QUANTITY					VALUE				
	1926-27	1927-28	1928-29	1929-30	1930-31	1926-27	1927-28	1928-29	1929-30	1930-31
APPAREL (including DRAFERY, UNIFORMS, ACCOUTREMENTS BUT excluding HOSIERY AND BOOTS AND SHOES) . Value	—	—	—	—	—	2,686	3,780	11,430	3,750	2,340
Coal and Coke . . . Tons	1,600	31,800
DRUGS AND MEDICINES (ex- cluding CHEMICALS AND NARCOTICS) . . . Value	—	—	—	—	—	22,208	838	2,476	20,766	3,19,594
Fruits and vegetables . . Value	—	—	—	—	—	195	175	11,767	3,522	22,050
Furniture and Cabinetware . .	—	—	—	—	—	—	87	500	..60	5,000
HARDWARE (including cutlery and electroplated ware) . . . Value	—	—	—	—	—	31,576	30,568	40,082	43,512	53,758
INSTRUMENTS, APPARATUS AND APPLIANCES AND PARTS THEREOF . . Value	—	—	—	—	—	5,428	4,055	3,960	25,328	39,918
MACHINERY AND MILLWORK . .	—	—	—	—	—	3,050	6,409	13,262	4,373	14,796
METALS AND ORES—										
Brass, Bronze, etc. . . Owt.	412	9,03
Copper	207	51	1,375	2,040
Iron or Steel . . . Tons	30	225	31	13	..	1,150	12,362	2,427	1,316	..
Titanium—										
Unwrought (blocks, ingots, bars and slabs) . . Owt.	1,000	2,500
Unenumerated	120	2,445	1,521	209	..	5,000	95,154	1,38,658
Total Metals and ores . . Tons	30	225	87	146	99	1,350	12,362	9,927	1,06,545	1,50,651
OILS Gals	127,473	..	12	480	82	37,526	..	465	37,788	3,356
PROVISIONS AND OILMAN'S STORES	372	393	148	31	109	26,569	32,193	13,061	2,570	12,406
Seeds Tons	112	31,600	..
TEXTILES—										
Cotton—										
Manufactures—										
Thread, sewing . . lbs.	..	2,797	1,378	872	2,559	..	9,585	4,880	5,085	3,991
Wool, Raw	70	19,014	11,424	105	13,064	6,250
" manufactures . . Value	—	—	—	—	—	12,663	33,529	46,951	3,150	4,100
Tobacco lbs.	..	2,559	4,381	1,500	837	..	5,386	9,219	2,327	775
ALL OTHER ARTICLES OF MERCHANDISE . . Value	—	—	—	—	—	69,247	26,711	54,601	9,637	25,673
GRAND TOTAL	—	—	—	—	—	2,27,348	1,97,782	2,21,804	3,40,975	6,58,408
GRAND TOTAL OF INDIAN AND FOREIGN MERCHAN- DISE	—	—	—	—	—	6,24,24,868	8,12,77,649	8,72,80,769	9,11,63,532	8,73,29,672

BELGIUM
IMPORTS THEREFROM

ARTICLES	QUANTITY					VALUE				
	1926-27	1927-28	1928-29	1929-30	1930-31	1926-27	1927-28	1928-29	1929-30	1930-31
						B	B	B	B	B
APPAREL (excluding HOSIERY AND BOOTS AND SHOES)—										
Apparel (including drapery, uniforms and accoutrements) . . . Value	—	—	—	—	—	15,096	27,225	16,443	23,066	11,773
Other sorts . . . "	—	—	—	—	—	3,672	70	166	3,761	1,074
Total Apparel . . . "	—	—	—	—	—	18,768	27,295	16,609	26,827	13,746
ARMS, AMMUNITION, AND MILITARY STORES—										
Cartridge cases—										
Fitted (a) . . . No.	107,756	424,875	—	—	—	7,545	22,755	—	—	—
Shot gun cartridges, . . . filled	—	—	767,850	1,473,225	1,264,475	—	—	39,767	82,055	68,892
Rifle and other cartridges . . .	—	—	78,077	167,500	73,324	—	—	5,464	9,812	4,386
Explosives—	49,052	76,726	65,830	61,662	18,830	25,325	39,438	30,296	30,382	9,531
Blasting fuse . . . { Lbs.	149,400	242,700	192,000	199,500	55,500	26,902	—	—	—	—
Dynamite . . . { No. of Coils	15,000	—	—	—	—	1,65,966	—	—	—	—
Gelatine dynamite . . . Lbs.	105,000	—	—	—	—	36,981	—	—	—	—
Detonators . . . { No.	740,000	—	—	—	—	2,575	—	—	—	—
Others . . . { Value	—	—	—	—	—	—	—	—	—	—
Total Explosives. . . "	—	—	—	—	—	2,57,749	39,438	30,296	30,382	9,531
Firearms and parts thereof . . . "	—	—	—	—	—	1,54,950	1,37,320	1,40,974	1,20,524	80,387
Other sorts . . . "	—	—	—	—	—	3,260	15,555	5,927	3,688	2,630
Total Arms, Ammunition, and Military stores . . . "	—	—	—	—	—	4,23,504	2,15,068	2,42,428	2,55,461	1,65,826
ASBESTOS—										
Manufactures . . . "	—	—	—	—	—	1,18,004	1,47,663	2,20,565	2,89,936	2,34,127
BELTING FOR MACHINERY OF LEATHER . . . "										
OF OTHER MATERIAL . . . "	—	—	—	—	—	3,370	1,926	31,590	52,270	29,089
TOTAL OF BELTING FOR MACHINERY . . . "	—	—	—	—	—	3,370	2,126	31,590	91,496	74,992
BOOKS PRINTED AND PRINTED MATTER (not being STATIONERY) including MAPS AND CHARTS . . . Cwts.	258	73	82	40	110	14,753	9,503	4,042	5,107	16,911
BOOTS AND SHOES—										
OF LEATHER . . . Pairs	482	2,080	1,697	1,078	908	3,496	18,521	8,454	6,449	4,263
OF CANVAS WITH RUBBER SOLES (b) . . . "	—	—	30,141	11,089	1,648	—	—	61,066	16,848	2,280
OF OTHER MATERIALS . . . "	595	37,777	8,681	3,656	960	1,028	41,482	22,323	9,962	3,240
TOTAL OF BOOTS AND SHOES . . . "	1,077	39,857	41,519	15,823	3,516	4,524	59,953	91,848	33,259	9,792
BRUSHES AND BROOMS dozen	1,838	4,393	8,510	5,811	2,444	4,229	7,142	14,042	10,861	4,397
BUILDING AND ENGINEERING MATERIALS other than OF IRON, STEEL OR WOOD—										
Asphalt . . . Tons	55	—	5	481	674	5,540	132	3,355	40,764	62,520
Cement—										
Portland . . . Tons	2,085	1,557	2,862	3,550	1,850	1,07,664	76,571	1,21,848	1,47,290	76,618
Other kinds . . . "	15	19	5	2	26	585	1,079	373	427	1,186
Total Cement . . . "	2,100	1,576	2,867	3,552	1,876	1,08,249	77,650	1,22,221	1,47,717	79,804
Tiles . . . No.	3,933,559	2,758,148	3,639,505	4,029,177	2,733,593	6,09,349	3,50,726	4,40,907	5,48,086	3,36,466
Other sorts . . . Value	—	—	—	—	—	9,648	12,139	14,266	9,699	14,868
Total Building and Engineering materials, etc. . . "	—	—	—	—	—	7,32,801	4,40,647	5,80,749	7,46,266	4,83,658
BUTTONS OF ALL SORTS . . . "										
OF ALL KINDS . . . Lbs.	115,888	188,117	183,326	162,399	66,250	43,706	66,563	60,552	62,309	23,002
CHEMICALS AND CHEMICAL PREPARATIONS (excluding CHEMICAL MANURES AND MEDICINES)—										
Acids—										
Sulphuric . . . Cwts.	80	22	106	4,232	—	821	245	2,274	23,328	—
Other sorts . . . "	1,052	869	380	209	405	30,048	25,635	11,442	7,179	15,038
Total of acids . . . "	1,132	891	486	4,441	405	30,869	25,880	13,716	30,507	15,038
Aluminous sulphates . . . "	996	2,005	2,096	50	50	4,803	8,797	9,796	319	221
Ammonia and salts thereof . . . "	831	415	653	522	183	56,939	43,136	61,052	38,023	12,016
Arsenic and its oxides . . . "	229	459	755	598	448	6,191	10,393	15,112	11,835	8,241
Bleaching Materials—										
Bleaching powder (calcium hypochlorate chloride of lime) . . . "	—	33	—	99	2,257	—	307	—	587	12,384
Carbide of calcium . . . "	408	397	79	—	—	5,634	6,200	936	—	—
Copper Sulphate . . . "	2,212	969	968	2,657	1,542	38,321	17,054	18,034	50,553	24,799
Coppers . . . "	1,730	1,034	859	604	901	6,495	3,817	3,316	2,791	3,064
Disinfectants—										
Naphthalene . . . "	2,550	2,860	4,236	7,823	4,158	34,550	38,946	59,962	1,04,124	50,302
Others . . . "	167	107	69	111	73	2,075	1,574	1,038	1,489	1,021
Total Disinfectants . . . "	2,707	2,967	4,305	7,934	4,231	36,625	40,520	61,000	1,05,613	51,413
Magnesium compounds . . . "	211	25	12	1,262	—	1,573	220	55	3,320	—
Potassium compounds . . . "	168	3,322	4,984	687	740	4,075	67,247	96,213	18,579	19,501
Soda compounds . . . "	14,032	14,461	9,848	3,958	8,299	1,02,072	1,06,407	84,281	36,893	83,235
Sulphur (brimstone) . . . "	200	—	10	669	244	1,534	—	100	4,235	1,308
Zinc Chloride . . . "	1,286	1,443	695	1,895	2,251	21,778	19,984	10,857	25,961	25,835
Other sorts of chemicals . . . Value	—	—	—	—	—	98,021	79,916	31,989	69,707	48,942
Total Chemicals and Chemical preparations . . . "	—	—	—	—	—	4,14,890	4,32,888	4,04,457	3,97,914	3,06,297

(a) Shown separately under the sub-heads from 1928-29.
(b) Separately shown from 1928-29.

No. 13—continued

BELGIUM—continued

IMPORTS THEREFROM—continued

ARTICLES	QUANTITY					VALUE				
	1926-27	1927-28	1928-29	1929-30	1930-31	1926-27	1927-28	1928-29	1929-30	1930-31
CHINA CLAY . . . Cwts.	64,591	6,820	100	200	250	B	B	B	B	B
CORDAGE AND ROPE OF VEGETABLE FIBRE (excluding JUTE AND COTTON) . . .	407	335	545	220	535	2,22,205	26,873	401	763	1,190
CUTLERY . . . Value	—	—	—	—	—	15,430	12,659	21,405	7,875	16,188
DRUGS AND MEDICINES (excluding CHEMICALS AND NARCOTICS)—						6,007	24,319	8,984	4,724	1,488
Camphor . . . Lbs.	491	..	1,035	198	32,500	1,075	..	2,000	270	38,960
Codliver Oil . . .	220	3,600	350	11,950
Proprietary and patent medicines . . . Value	—	—	—	—	—	37,147	98,301	69,518	36,025	21,200
Other sorts of drugs and medicines . . .	—	—	—	—	—	54,187	33,591	56,320	33,003	75,849
Total Drugs and Medicines . . .	—	—	—	—	—	92,759	1,43,842	1,27,847	69,298	1,36,009
DYEING AND TANNING SUBSTANCES—										
Alizarine . . . Lbs.	153,887	62,286	21,280	112	..	1,04,939	35,204	10,451	225	..
Aniline . . .	359,007	187,207	131,489	54,930	58,864	7,12,573	2,38,994	2,01,027	1,08,646	74,613
Other sorts . . . Value	—	—	—	—	—	1,23,365	40,656	1,050	3,265	..
Total Dyeing and Tanning substances . . .	—	—	—	—	—	9,40,877	3,59,854	2,12,528	1,12,136	74,613
EARTHENWARE AND PORCELAIN (excluding PIPES OF EARTHENWARE)—										
Earthenware—										
Pipes of Earthenware . Cwts.	2,369	2,718	3,722	3,193	1,936	14,101	16,849	21,523	11,218	9,165
Sanitary ware . . . Value	—	—	—	—	—	3,108	4,068	12,352	3,965	3,473
Other kinds . . .	—	—	—	—	—	1,18,656	1,52,103	1,68,663	1,88,871	1,05,828
Porcelain . . .	—	—	—	—	—	27,667	36,383	16,577	20,078	7,707
Total Earthenware and Porcelain . . .	—	—	—	—	—	1,63,532	2,09,408	2,19,115	2,24,132	1,26,173
FIREWORKS . . . Lbs.	10,794	10,432	1,440	6,832	..	14,918	10,360	2,054	6,009	..
FURNITURE AND CABINETWARE—										
Furniture of wood . . . Value	—	—	—	—	—	160	3,393	2,875	1,292	1,254
“ of other materials (other than bedsteads) . . .	—	—	—	—	—	7,745	1,064	5,169	15,401	7,150
Other sorts . . .	—	—	—	—	—	4,076	3,116	461	..	10,976
Total of Furniture and Cabinetware . . .	—	—	—	—	—	11,981	7,573	8,505	16,693	19,380
GLASS AND GLASSWARE—										
Funnels, globes, and glass parts of lamps . Value	—	—	—	—	—	99,128	1,36,645	95,719	1,36,106	68,663
Sheet and plate . . . Sq. Feet	22,301,685	20,182,859	19,949,106	16,049,000	14,502,247	21,90,843	18,49,274	10,74,760	18,73,860	14,36,179
Tableware (including decanters, tumblers, etc.) Value	—	—	—	—	—	84,508	1,73,234	1,75,440	1,50,884	1,19,168
Other glassware . . .	—	—	—	—	—	2,94,331	2,82,900	2,35,765	2,07,258	1,28,641
Total Glass and Glassware . . .	—	—	—	—	—	28,68,810	24,42,163	24,81,684	28,68,108	17,53,651
GUTS . . . Cwts.	1,648	1,599	3,532	4,664	4,196	63,493	55,014	1,64,446	2,38,253	2 38 907
GRAIN, PULSE AND FLOUR—										
Wheat . . . Tons	—	—	4,073	6,70,000

ARTICLES	QUANTITY					VALUE				
	1926-27	1927-28	1928-29	1929-30	1930-31	1926-27	1927-28	1928-29	1929-30	1930-31
HARDWARE, excluding CUTLERY AND ELECTRO-PLATED WARE—						B	B	B	A	B
Builders' hardware, such as locks, hinges, door bolts, etc. Value	—	—	—	—	—	33,098	53,048	48,881	57,981	48,631
Domestic Hardware (other than Enamelled iron ware) "	—	—	—	—	—	2,589	2,548	22,030	11,977	1,401
Implements and tools, other than agricultural implements and machine tools "	—	—	—	—	—	24,623	49,361	44,200	20,116	14,371
Lamps, metal No.	9,040	3,991	4,085	2,515	240	14,493	12,530	6,200	2,118	821
Other sorts Value	—	—	—	—	—	3,87,171	3,18,531	4,00,649	3,08,078	2,55,541
Total Hardware, etc. "	—	—	—	—	—	4,11,979	4,36,018	5,21,960	4,00,270	3,20,781
INSTRUMENTS, APPARATUS AND APPLIANCES AND PARTS THEREOF—										
Electrical, including telegraph and telephone apparatus not being machinery—										
Electric wires and cables—										
Rubber insulated Value	—	—	—	—	—	6,611	7,963	18,827	45,197	2,00,441
Insulations other than rubber "	—	—	—	—	—	5,818	20,651	47,098	11,346	24,061
Bare copper wire (electrolytic) "	—	—	—	—	348	32,478	27,521	2,310	2,674	18,061
* Electric glow lamps . No.	47,551	99,713	98,669	—	—	35,875	57,681	47,538	—	—
Standard lighting lamps "	—	—	—	34,805	108,372	—	—	—	14,958	64,911
Accumulators (including parts) Value	—	—	—	—	—	1,17,737	1,04,654	37,940	3,24,118	3,79,321
Batteries "	—	—	—	—	—	28	—	677	26,422	4,351
Other kinds "	—	—	—	—	—	23,585	77,928	46,183	41,318	35,301
Total Electrical Instruments, etc. "	—	—	—	—	—	2,27,132	2,06,298	2,00,523	4,06,033	7,27,971
Musical "	—	—	—	—	—	15,358	4,384	6,444	4,202	4,001
Photographic "	—	—	—	—	—	50,965	1,23,350	1,60,250	2,00,339	2,24,441
Surgical "	—	—	—	—	—	21,451	4,124	4,679	549	1,151
Other kinds "	—	—	—	—	—	6,548	17,373	12,438	12,929	27,861
Total Instruments, Apparatus and Appliances, etc. "	—	—	—	—	—	3,22,054	4,45,529	3,84,334	6,84,052	9,85,491
IVORY—										
Unmanufactured Lbs.	11,740	4,428	3,040	2,475	5,888	77,575	31,035	20,156	17,337	36,341
LEATHER Value	—	—	—	—	—	14,068	41,435	93,957	50,171	22,031
LIQUORS, including DENATURED AND PERFUMED SPIRITS—										
Ale and beer—										
In bottles Gals.	3,214	880	7,980	2,994	4,532	6,963	2,468	18,103	5,250	8,131
In bulk "	4,174	3,960	5,289	14,196	11,864	7,558	5,823	18,483	41,199	38,191
Spirit—										
Spirit, present in drugs, medicines or chemicals "	2,065	902	937	186	348	48,987	21,154	21,473	5,207	8,761
Spirit, perfumed "	233	611	232	123	236	12,427	25,163	12,921	11,929	17,791
Other sorts "	414	619	533	220	54	6,314	9,672	8,576	3,020	1,321
Total Spirit "	2,717	2,132	1,702	529	638	67,728	55,989	42,970	19,556	27,881
Wine—										
Champagne and other sparkling wines "	2,466	2,601	2,516	2,304	3,508	67,698	74,514	72,804	83,006	1,17,161
Still red wines, other than Port "	798	1,015	735	656	671	11,929	16,028	11,219	11,527	11,981
Other sorts of liquors "	113	411	319	217	172	1,701	5,808	6,840	3,997	2,851
Total Liquors "	13,482	10,969	18,491	21,396	21,013	1,53,584	1,60,630	1,84,430	1,64,735	2,06,221

* Shown under separate heads from 1929-30.

No. 18—continued

BELGIUM—continued

IMPORTS THEREFROM—continued

ARTICLES	QUANTITY					VALUE				
	1926-27	1927-28	1928-29	1929-30	1930-31	1926-27	1927-28	1928-29	1929-30	1930-31
						R	R	R	R	R
MACHINERY AND MILLWORK—										
Prime movers (other than electrical)—										
Locomotives (excluding those for railways)—										
• Railway locomotives										
Engines, tenders and parts thereof								3,21,608	1,23,782	2,03,796
Others						34,010			6,217	22,202
Other than locomotives—										
Parts of gas Engines							11,195		144	
Oil Engines	No. 7	20	23	24	33	14,144	1,20,690	67,731	1,53,478	1,64,788
Parts of oil Engines	Value					10,847	30,792	13,703	70,129	17,610
Steam Engines	No. 2	2	1	1		43,927	1,08,311	44,563	48,023	
Parts of steam Engines	Value					13,079	7,534	8,286	16,200	5,641
Others							2,808	4,179	2,226	536
Total prime movers (other than electrical)						1,15,907	2,09,375	4,80,065	4,50,204	4,14,582
Electrical machinery of all kinds, etc.—										
Control and switch gear						313	8,061	8,527	9,960	11,976
Generators, alternators and dynamos						972	82	24,415	35,644	38,627
Motors						14,395	7,638	34,016	1,18,303	17,049
Turbo-generating sets						520		79,515		64,785
Other kinds						2,42,354	3,45,925	2,23,422	2,93,096	2,69,718
Machinery, not being prime movers or electrical machinery—										
Aerated water-making machinery						9,770	1,887	13,704	13,616	
Agricultural machines						3,700	4,840	870	14,079	834
Boilers						88,660	85,104	57,833	1,00,649	47,062
Metal working machinery (including machine tools)						11,256	3,543	28,106	12,245	4,640
Mining machinery						14,61,884	14,30,725	2,01,591	1,98,540	99,081
Oil crushing and refining machinery						33,313	49,768	77,665	4,802	19,336
Paper mill machinery						2,248	1,627	12,603	4,456	4,363
Refrigerating machinery						3,086		688	382	6,368
Rice and flour mill machinery						1,08,209	58,954	54,380	59,727	29,594
Saw mill and wood working machinery						13,699	3,506	5,804	3,035	7,332
Sewing and knitting machines and parts thereof						1,39,467	1,01,546	15,730	6,740	2,395
Sugar machinery						1,385	5,972		3,110	
Textile machinery—										
Cotton						23,207	1,42,860	1,17,270	1,01,289	34,884
Jute						3,314	18,377	7,345	18,623	8,823
Other sorts of machinery						1,77,583	3,52,200	2,72,964	3,19,091	2,94,419
Total Machinery and Millwork						24,60,742	29,17,040	16,90,713	17,67,605	14,39,064
MANURES—										
Artificial and mineral manures—										
Muriate of potash (a) . Tons	320	183	15	2		37,084	21,527	1,790	266	
Nitrate of Soda	1,874	1,066	1,055	22	149	3,35,682	2,01,058	1,60,333	3,376	22,324
Sulphate of Ammonia	103	235	100	1,106	401	38,156	87,625	15,730	1,62,307	51,197
Other kinds (excluding oilcake)	6,152	6,697	9,673	17,332	4,185	4,21,559	4,57,979	7,20,189	7,01,839	2,70,152
Total Artificial and mineral manures	8,449	8,181	10,843	18,402	4,735	8,12,481	7,18,189	9,04,042	8,67,788	3,43,673
Other kinds	10	20	65	3		2,250	4,064	7,378	586	
Total Manures	8,459	8,201	10,908	18,465	4,735	8,14,731	7,22,253	9,11,420	8,68,374	3,43,673
METALS AND ORBS—										
Aluminium—										
Wrought—										
Circles	Cwts. 3,554	3,633		831		3,43,942	3,42,426		67,500	
Sheets	42	135	22	47	32	3,919	12,763	1,547	3,751	3,619
Other manufactures	1,331	1,985	2,151	1,214	232	3,97,030	3,90,239	3,95,739	1,75,545	33,405
Total Aluminium	5,427	5,753	2,173	2,092	264	7,44,891	7,45,478	3,97,286	2,46,796	37,024
Brass, Bronze, and similar alloys and manufactures thereof—										
Unwrought	483	202				15,677	6,334			
Wrought—										
Mixed or yellow metal, for sheathing	1,785	1,859	332	235	1,127	91,532	88,613	46,035	14,784	47,598
Rods	516	637	60	268	2	22,929	25,944	2,446	12,221	100
Sheets	304	279	291	176	116	19,077	10,109	16,930	11,933	6,693
Tubes	115	109	204	164	2	7,630	6,075	14,378	11,471	193
Wire	730	577	87	147	194	41,250	30,637	4,765	8,795	10,857
Other sorts	480	244	336	133	1,054	28,762	20,564	24,665	18,875	30,423
Total Brass, Bronze and similar alloys and manufactures thereof	4,413	3,897	1,360	1,178	2,496	2,26,007	1,80,776	1,09,219	78,199	1,45,393

(a) Separately recorded from 1926-27.
 * Recorded under Railway plant and rolling stock prior to 1928-29.

BELGIUM—continued
IMPORTS THEREFROM—continued

ARTICLES	QUANTITY					VALUE				
	1926-27	1927-28	1928-29	1929-30	1930-31	1926-27	1927-28	1928-29	1929-30	1930-31
METALS AND ORES—continued										
Copper—										
Wrought—										
Brasiers . . . Cwts.	..	607	40	27,082	2,059
Rods . . . "	1,009	105	58	98	622	57,950	9,326	3,280	6,849	28,438
Sheets . . . "	38,337	33,125	18,974	7,006	7,218	10,16,881	15,79,027	9,50,146	4,19,271	3,01,604
Tubes . . . "	1,391	913	1,036	732	633	91,613	58,188	67,916	52,755	40,999
Wire excluding wire of telegraph and telephone . . . "	1,016	946	45	45	408	57,922	51,575	3,323	3,068	22,970
Others . . . "	1,102	200	92	173	70	66,307	12,864	6,682	14,312	4,748
Total Copper (excluding ore) ..	42,855	35,956	20,246	8,064	8,951	31,90,632	17,38,962	10,83,406	4,96,255	4,58,899
Iron—										
Pig . . . Tons	50	55	23	..	1	2,715	10,104	2,268	..	59
Manufactures—										
Angle and tee, bolt and rod . . . "	33	..	523	108	266	4,275	94	49,506	13,452	25,533
Bars and channels . . . "	7,654	1,988	2,596	2,367	1,851	7,23,700	1,88,805	2,36,770	2,35,596	1,70,856
Rice, bowls . . . "	37
Total Iron (excluding ore) ..	7,747	2,043	3,142	2,476	2,118	7,30,727	1,99,068	2,88,544	2,49,048	2,02,498
Steel—										
Angle and tee . . . "	24,192	28,942	22,600	27,038	12,740	24,06,003	26,81,727	22,65,402	28,27,941	11,52,887
Spring . . . "	1,688	103	134	..	37	2,47,522	12,020	16,089	..	3,855
Bars . . . "	88,790	110,800	80,233	81,517	43,684	83,96,410	1,03,31,446	82,80,138	86,32,053	33,95,560
Cast—										
Tool steel—										
High speed . . . "	72	23	5	3	15	76,201	60,781	18,816	17,833	85,297
Carbon . . . "	107	4	4	9	..	24,650	3,873	2,934	5,030	..
Cast steel bars . . . "	154	28	14	10	10	27,453	11,905	2,692	3,944	1,681
Other cast steel . . . "	1	..	5	11,795	..	465
Ingots, blooms, billets and slabs . . . "	103	425	82	146	63	10,288	40,025	8,553	15,196	6,072
Total Steel . . . "	115,106	139,130	103,077	108,723	56,549	1,12,00,322	1,31,42,677	1,05,95,133	1,14,02,047	50,96,173
Iron or Steel—										
Beams, channels, pillars, girders, and bridgework . . . "	31,586	58,809	44,637	30,347	22,485	32,48,101	61,85,455	41,12,568	29,17,808	19,62,719
Bolts and nuts . . . "	4,621	3,483	6,649	5,543	3,815	9,31,596	7,08,335	14,40,598	12,48,723	7,05,054
Fencing materials and wire . . . "	2,539	3,445	3,053	2,544	2,393	5,19,122	7,01,030	6,42,755	5,34,685	4,46,723
Hoops and strips . . . "	12,824	10,397	13,335	17,248	12,838	16,29,279	13,42,193	17,52,533	22,67,722	15,05,709
Nails, rivets, and washers (excluding wire nails) . . . "	4,088	4,757	5,168	4,970	4,082	9,19,817	10,28,570	11,85,816	11,49,436	8,91,805
Pipes and fittings, cast . . . "	1,727	6,419	4,356	444	172	3,13,123	8,57,824	5,88,155	78,030	26,698
Rails, chairs and fish-plates . . . "	12,259	3,886	3,439	5,360	4,848	11,43,313	4,17,902	4,10,872	5,91,540	6,17,795
Screws . . . "	132	298	231	222	251	84,025	1,42,937	1,04,522	1,28,294	1,38,441
Sheets and Plates—										
Galvanized—										
Corrugated . . . "	3,994	16,863	25,993	44,646	39,445	21,36,500	37,52,460	52,77,406	90,12,578	70,10,441
Plain . . . "	1,495	5,159	6,070	6,323	3,705	3,38,148	11,11,412	12,60,522	13,11,543	16,58,645
Tinned . . . "	2	122	12	1	24	1,780	23,954	1,350	610	4,622
Not galvanized or tinned . . . "	31,234	30,566	23,991	14,312	11,361	37,95,001	36,02,058	29,09,449	16,38,171	12,37,759
Sleepers and keys of iron or steel for railways (a) . . . "	59,687	50,502	13,860	48,04,133	44,98,330	13,97,553
Tubes, pipes and fittings, wrought . . . "	4,494	7,036	5,449	2,744	3,556	11,16,395	16,27,958	11,76,325	6,79,518	9,70,810
Wire other than fencing wire . . . "	2,653	3,457	3,337	3,064	3,054	4,52,133	6,03,178	6,28,207	5,24,784	4,41,810
Wire nails . . . "	9,810	6,671	8,961	5,132	5,624	16,98,641	11,97,179	14,07,054	9,12,538	8,07,473
Wire rope . . . "	66	34	151	15	51	20,169	10,357	29,404	6,081	9,975
Other manufactures of iron or steel . . . "	5,357	13,519	12,056	7,418	12,200	9,75,944	13,07,759	20,08,623	12,69,372	17,09,695
Total Iron or Steel . . . "	133,831	174,971	227,105	201,140	148,765	1,93,24,334	2,51,17,422	2,08,20,692	2,37,64,768	2,18,13,787

(a) Recorded under "Railway plant and rolling stock" prior to 1929-29.

No. 13—continued
BELGIUM—continued
IMPORTS THEREFROM—continued

ARTICLES	QUANTITY					VALUE				
	1926-27	1927-28	1928-29	1929-30	1930-31	1926-27	1927-28	1928-29	1929-30	1930-31
METALS AND ORES—concluded.										
Lead—						R	R	R	R	R
Wrought—										
Sheets . . . Cwts.	5,595	5,184	7,124	7,807	4,476	1,47,879	1,03,416	1,26,764	1,46,170	74,867
Pipes and tubes . . "	3,613	4,169	6,023	5,850	5,486	97,174	94,614	1,22,041	1,19,770	1,01,607
Sheets for tea chests . . "	590	..	139	13,800	..	2,395
Other sorts . . "	259	296	196	259	789	7,110	6,942	4,178	5,530	16,432
Total Lead . . "	10,057	9,649	13,482	13,916	10,761	2,65,963	2,04,872	2,55,368	2,71,470	1,92,906
Quick Silver . . . Lbs.	20	..	22,324	15,404	1,875	608	..	66,991	63,399	7,449
Tin . . . Cwts.	117	109	187	92	98	28,323	26,396	28,059	11,816	16,256
Zinc or spelter—										
Unwrought . . "	522	3,288	13,531	740	1,781	13,316	71,932	2,61,319	15,729	25,375
Wrought or manufac- tured . . "	38,057	31,711	29,353	28,111	20,191	10,78,081	8,10,795	6,89,499	6,78,976	3,97,002
Other sorts . . "	443	60	46	1,878	2	12,470	1,500	938	38,559	12
Total Zinc or Spelter . . "	39,022	35,050	42,930	30,527	21,924	10,89,467	8,34,236	6,51,750	7,33,264	4,22,389
Other metals . . . Tons	5	25	21	..	663	1,590	17,318	3,294	..	14,898
Total Metals (excluding ores) . . "	261,334	320,690	337,396	315,153	209,705	3,58,13,312	4,22,66,400	4,35,74,753	4,23,24,150	2,84,10,535
Total Ores . . "	2	..	3	1,317	..	1,928
Total Metals and Ores . . "	261,336	320,690	337,399	315,153	209,705	3,58,15,129	4,22,66,400	4,35,76,681	4,23,24,150	2,84,10,535
OILS—										
Essential . . . Gals.	130	32	7	5	175	6,150	2,088	214	78	5,166
Mineral—										
Lubricating Oils . . "	88,352	134,043	217,573	42,090	1,448	1,11,803	2,03,113	3,59,104	31,539	1,919
Other kinds . . "	1,962	29,305	180,026	218,343	175,990	3,873	39,513	1,93,605	2,21,269	1,56,796
Vegetable Oils . . "	24,248	4,024	41,753	89,313	38,001	62,816	19,115	79,894	1,70,657	69,121
Other kinds . . "	..	124	347
Total Oils . . "	115,192	168,423	439,364	849,751	215,704	1,84,142	2,69,171	6,32,877	4,23,543	2,33,001
OIL-CLOTH AND FLOOR- CLOTH . . . Sq. Yds.	17,930	25,080	18,800	33,530	9,530	20,173	29,445	21,950	38,142	8,313
PACKING-ENGINE AND BOILER OF ALL KINDS excluding ASBESTOS . . Value	3,426	2,274	14,292	15,183
PAINTS AND PAINTERS' MATERIALS—										
Paints and Colours—										
Barytes . . . "	21,649	53,011
Blue paint or Paris blue . . . Cwts.	138	203	55	599	1,467	4,025	7,370	3,488	20,012	41,084
Red Lead—										
Genuine dry . . "	290	733	1,913	261	20	8,884	20,011	38,362	5,767	574
Reduced, dry . . "	596	..	201	161	375	5,977	2	1,790	1,299	2,993
White Lead—										
Genuine, dry . . "	3,313	1,447	..	415	2,273	1,03,805	49,087	..	11,227	51,331
Zinc, white—										
Genuine, dry . . "	5,332	6,152	905	2,034	3,410	2,20,720	2,22,167	20,431	52,330	64,362
Lithopone (a) . . "	6,121	1,94,851	2,33,652	3,37,047	4,79,254	1,91,004
Other sorts including materials . . . Value	5,33,262	5,37,739	4,51,118	5,69,939	4,35,233
Total Paints and Paint- ers' materials . . "	5,33,262	5,37,739	4,51,118	5,69,939	4,35,233
PAPER AND PASTEBOARD—										
Paper—										
Packing paper . . . Cwts.	3,899	7,260	5,333	5,114	4,324	85,750	1,37,654	1,31,435	1,10,313	67,429
Printing paper—										
News printing . . "	309	1,373	1,902	627	568	4,943	25,409	31,933	10,610	8,165
Other sorts . . "	16,758	16,564	11,708	12,765	9,807	3,86,056	3,59,376	2,46,490	2,80,732	2,07,721
Writing paper and envelopes—										
Writing paper in large sheets . . "	6,376	13,715	10,220	5,370	3,904	1,40,343	2,77,303	2,07,498	1,24,169	34,370
Note and letter paper and envelopes . . "	243	307	571	577	123	3,306	10,403	14,849	16,434	4,243
Envelopes imported separately . . "	408	377	314	105	44	16,856	18,396	12,819	4,197	2,940
Other kinds of paper . . "	2,606	1,735	2,766	3,001	3,524	1,04,402	65,784	1,06,933	99,347	1,08,612
Paper manufacturers . . "	2,316	340	453	364	234	1,62,931	21,173	21,763	17,401	13,138
Pasteboard, millboard, and cardboard of all kinds—										
Straw boards . . . "	4,055	3,141	2,346	905	2,409	29,353	20,335	15,533	7,146	17,324
Other kinds . . . "	1,133	1,209	652	1,154	633	42,431	30,433	13,432	22,320	14,360
Manufactures of Paste- board, millboard and cardboard . . . "	2,300	78	511	534	502	1,36,696	3,342	24,903	26,341	13,352
Total of Pasteboard, etc. . . "	7,993	4,423	3,509	2,643	3,594	2,09,035	54,665	53,901	56,307	45,530
Total Paper and Paste- board . . . "	41,406	46,449	37,274	31,066	26,137	11,10,627	9,66,263	8,27,723	7,25,540	5,42,204
PAPER-MAKING MATERIALS—										
Pulp of wood . . . Cwts.	215	2,000	31	24	25	2,939	16,515	306	203	216
PITCH AND TAR—										
Coal tar and pitch . . "	100	3	..	27	..	945	15	..	207	..
PRECIOUS STONES AND PEARLS UNSET—										
Diamond . . . Value	23,37,414	46,52,114	70,77,556	65,37,655	39,14,939
Other Precious stones . . "	8,25,463	15,90,637	1,71,261	2,970	35,016
Total Precious Stones and Pearls unset . . "	37,12,377	62,42,801	72,48,817	65,90,631	39,50,005

(a) Shown from 1930-31.

No. 13—continued
 BELGIUM—continued
 IMPORTS THEREFROM—continued

ARTICLES	QUANTITY					VALUE				
	1926-27	1927-28	1928-29	1929-30	1930-31	1926-27	1927-28	1928-29	1929-30	1930-31
PRINTING AND LITHOGRAPHING MACHINERY AND MATERIALS (excluding PAPER) Value	—	—	—	—	—	18,827	6,840	1,79,090	8,126	1,94,134
PROVISIONS AND OILMAN'S STORES—										
Biscuits and cakes Canned and bottled provisions (not specified elsewhere)— Owtz.	201	139	587	1,072	570	13,963	9,500	39,748	61,873	30,589
Vegetable products (a) "	—	57,240	47,234	13,136	28,520	—	24,20,670	18,71,090	4,47,991	10,33,812
Other kinds " "	23,892	2,299	4,195	5,318	7,268	10,23,775	61,292	1,12,472	1,09,772	1,34,459
Cheese (including canned) "	196	64	114	307	77	17,089	7,811	12,291	23,187	9,124
Cocoa and chocolate " "	21	22	125	331	53	1,628	2,014	10,746	22,496	4,293
Confectionery " "	540	729	938	1,308	564	27,323	49,162	68,929	86,320	31,727
Other sorts of provisions Value	—	—	66	—	—	712	5,651	5,440	10,087	11,988
Total Provisions and Oilman's Stores "	—	—	—	—	—	10,85,736	25,64,272	21,20,989	7,61,997	12,55,992
RAILWAY PLANT AND ROLLING-STOCK—										
Carriages and parts thereof "	—	—	—	—	—	4,83,533	11,19,986	—	—	—
Wagons and parts thereof "	—	—	—	—	—	6,51,720	9,50,162	—	—	—
Locomotive engines, and tenders and parts thereof "	—	—	—	—	—	1,86,186	1,42,327	—	—	—
Materials for construction—										
Bridgework (b) Tons	235	—	—	—	—	50,135	—	—	—	—
Sleepers and keys of steel or iron "	20,612	31,457	—	—	—	22,91,800	34,57,774	—	—	—
Other kinds of materials "	745	1,394	—	—	—	2,01,974	2,60,217	—	—	—
Total Railway Plant and Rolling Stock Value	—	—	—	—	—	38,65,243	59,30,465	—	—	—
RUBBER—										
Manufactures—										
Pneumatic motor covers No.	10	747	22	889	4,594	329	29,270	1,111	21,809	1,49,675
Pneumatic motor tubes " "	9	430	8	13	3,493	49	3,081	68	108	18,794
Pneumatic cycle covers "	10,988	1,807	230	100	86	21,031	2,564	411	125	1,019
Other manufactures except apparel, boots and shoes Value	—	—	—	—	—	24,570	40,910	36,702	19,176	16,386
Total Rubber manufactures "	—	—	—	—	—	45,930	72,744	38,292	40,217	1,87,674
Soap—										
Toilet soap Owtz.	380	49	46	146	16	4,576	6,554	5,094	3,766	3,388
Other sorts " "	8	17	152	55	55	253	971	4,041	2,089	1,335
Total soap " "	388	66	198	201	71	4,829	7,525	9,135	10,855	4,723
TARCH AND FARINA—										
Starch "	29,304	19,759	19,447	43,315	36,032	2,96,470	1,94,970	2,11,830	4,60,137	3,31,431
Farina and potato flour "	2,643	1,295	907	1,145	975	29,836	16,525	10,232	10,599	7,131
NATIONKEY (excluding PAPER) Value	—	—	—	—	—	7,006	27,049	1,25,314	1,23,431	45,543
TONE AND MARBLE—										
Stone and marble Tons	256	120	251	134	43	34,109	16,923	27,809	16,748	5,877
Articles of stone and marble " "	21	16	24	16	42	9,304	18,452	11,842	17,332	15,919
SUGAR—										
Sugar 16 Dutch Standard and above "	1,600	311	324	652	—	4,24,312	94,049	96,720	1,58,383	—
Sugar 23 Dutch Standard and above (c) "	—	—	—	—	331	—	—	26	—	72,174
Beet sugar "	12,281	99	—	1,106	—	26,21,490	19,820	—	1,98,565	—
Sugar 15 Dutch Standard and below "	—	—	—	—	18	—	—	—	—	3,763
Total Sugar "	13,881	410	324	1,758	349	30,46,302	1,13,869	96,726	3,56,948	75,937

* Discontinued from 1928-29.
 (a) Separately recorded from 1927-28.
 (b) Included with "beams, channels, etc." under "Iron or Steel" from 1927-28.
 (c) Separately recorded from 1930-31.

No. 13—continued
BELGIUM—continued
IMPORTS THEREFROM—continued

ARTICLES	QUANTITY					VALUE				
	1926-27	1927-28	1928-29	1929-30	1930-31	1926-27	1927-28	1928-29	1929-30	1930-31
TALLOW AND STEARINE . Cwts.	2,485	18	..	98	61	1,06,214	830	10	2,276	2,519
TEA CHESTS ENTIRE OR IN SECTIONS . Value	—	—	—	—	—	4,798	19,438	2,031	17,188	16,165
TELEPHONE MATERIALS FOR CONSTRUCTION AND ACCESSORIES (excluding ELECTRICAL) . "	—	—	—	—	—	1,875	577	2,110	11,616	6,489
TEXTILES—										
Cotton—										
Raw Lbs.	6	19	8	8,700	22,000	2,900
Manufactures—										
Twist and yarn . "	29,200	21,776	958	..	2,074	48,404	26,847	8,039	..	2,552
Blankets . . . "	1,074,810	1,278,852	366,139	842,907	182,235	7,55,731	7,72,478	2,32,752	2,10,034	1,00,713
Handkerchiefs and shawls in the piece—										
Shawls . . . No.	2,530	5,124	6,899	11,311
Lace and patent net Yards	56,628	76,087	99,087	245,467	52,520	39,754	52,979	74,418	1,56,716	33,981
Piece goods—										
White (bleached) "	132,468	155,848	234,269	157,497	52,209	79,505	81,209	1,51,930	89,754	29,436
Coloured, printed, or dyed—										
Printed goods . "	251,042	275,578	82,507	7,225	5,477	1,39,868	1,29,526	41,806	7,390	2,471
Dyed goods . "	79,790	181,930	123,203	39,079	18,412	71,689	1,24,448	62,499	32,208	18,877
Woven colour goods	1,840,462	1,837,659	1,962,130	870,865	373,585	17,12,122	12,05,209	16,57,113	7,86,547	2,75,350
Thread, sewing . Lbs.	53,830	41,567	31,913	35,676	38,860	1,33,108	92,349	81,467	80,339	90,891
Other sorts of manufactures . Value	—	—	—	—	—	22,453	34,811	48,710	41,090	55,824
Total Cotton manufactures (including Twist and Yarn) . "	—	—	—	—	—	30,09,728	25,81,162	23,53,734	14,04,078	6,09,895
Haberdashery and millinery—										
Lace and embroidery "	—	—	—	—	—	43,684	10,176	14,048	5,630	..
Other sorts . . . "	—	—	—	—	—	27,833	25,434	52,946	33,918	13,237
Total Haberdashery . "	—	—	—	—	—	71,517	35,610	66,994	39,548	13,237
Jute manufactures—										
Gunny cloth . Yards	1,541,434	..	206,085	2,371	..	2,56,059	..	15,731	1,623	..
Other kinds . Value	—	—	—	131	—	7,667	17,662	9,629	9,502	5,041
Total Jute manufactures "	—	—	—	—	—	2,63,726	17,662	25,410	11,125	5,041
Silk manufactures—										
Silk yarn, noils and warps . Lbs.	59,380	17,561	84,108	21,075	14,162	76,596	33,248	66,936	38,300	25,438
Goods of silk mixed with other materials Yards	..	5,942	23,193	32,391	9,458	..	16,656	35,042	45,175	10,430
Silk Piece-goods . "	13,769	143,076	415,138	820,091	361,283	13,592	1,43,862	3,11,157	5,69,701	2,29,944
Other sorts . Value	—	—	—	—	—	13,805	18,623	33,948	10,602	18,309
Total Silk manufactures "	—	—	—	—	—	1,03,998	2,06,889	4,47,083	6,03,888	2,84,181
Wool—										
Raw Lbs.	12,092	24,785	14,855	29,653
Yarn and knitting wool "	12,726	9,287	1,999	26,028	19,783	5,435
Worsted yarn for weaving "	10,590	16,524	20,527	26,280
Knitting wool* . "	4,867	3,207	12,542	7,271
Manufactures—										
Blankets and rugs other than floor rugs . "	21,960	54,559	2,376	49,567	4,456	14,612	32,021	1,985	30,186	2,567
Carpets and floor rugs . "	2,543	6,355	2,970	1,639	176	3,509	7,227	7,284	2,348	184
Piece goods . Yards	726,863	431,340	320,607	222,401	106,310	14,19,023	8,09,370	7,90,013	5,38,574	3,80,077
Shawls . . . No.	8,200	23,112	9,967	17,762	1,340	40,327	73,407	24,186	59,733	6,239
Other sorts . Value	—	—	—	—	—	5,275	1,262	1,054	4,507	1,326
Total Woollen manufactures (including Yarn and knitting wool) . "	—	—	—	—	—	15,08,774	9,43,084	8,29,857	6,68,417	4,38,444
Artificial silk—										
Artificial silk yarn . Lbs.	57,930	63,648	213,630	101,191	93,222	94,256	1,19,112	3,48,297	1,25,329	91,333
Piece goods of cotton and artificial silk . Yards	979,974	757,177	854,933	557,567	2,16,234	8,06,564	6,83,660	7,18,067	4,22,337	1,65,502
TOBACCO—										
Unmanufactured . . Lbs.	16,010	759	4,798	22,605	1,713	2,072	..	10,410
Manufactured—										
Cigars "	1,085	762	506	799	397	4,395	4,179	1,826	4,968	1,824
Other sorts . . . "	50	142	722	1,074	18	341	500	839	1,150	50
Total Tobacco . . . "	17,157	1,663	1,228	1,873	5,208	27,341	6,392	4,737	6,118	12,234

No. 13—continued
 BELGIUM—continued
 IMPORTS THEREFROM—concluded

ARTICLES	QUANTITY					VALUE				
	1926-27	1927-28	1928-29	1929-30	1930-31	1926-27	1927-28	1928-29	1929-30	1930-31
TOILET REQUISITES (NOT SPECIFIED ELSEWHERE) . Value	—	—	—	—	—	B 10,332	B 27,272	B 61,075	B 37,802	B 39,079
TOYS AND REQUISITES FOR GAMES AND SPORTS including FISHING TACKLE—										
Toys	—	—	—	—	—	24,564	17,143	12,290	15,214	7,138
Requisites for games and sports (excluding firearms)—										
Playing cards	—	—	—	—	—	5,19,221	6,18,210	3,55,248	4,35,019	4,63,774
Other sorts	—	—	—	—	—	2,245	3,349	4,255	1,310	302
Total Toys and Requisites for games and sports, etc.	—	—	—	—	—	5,46,030	6,38,702	3,71,793	4,52,152	4,71,214
UMBRELLAS AND UMBRELLA FITTINGS	—	—	—	—	—	37,140	78,123	57,786	36,923	22,624
VEHICLES, excluding LOCOMOTIVES, ETC., FOR RAILWAYS—										
Carriages and carts not mechanically propelled and parts thereof (excluding railway carriages, trucks, etc.)—										
Carriages and carts not mechanically propelled (excluding railway carriages, trucks, etc.) No.	6	30	50	65	76	3,881	10,787	10,331	21,570	9,602
Parts of carriages and carts (excluding rubber tyres) . Value	—	—	—	—	—	69,296	44,568	1,12,426	70,428	22,050
Perambulators, etc.	—	—	—	—	—	608	20
Total value of Carriages, etc.	—	—	—	—	—	73,780	55,355	1,22,757	91,998	31,652
Cycles (other than motor cycles) and parts thereof and accessories—										
Cycles, imported entire or in sections No.	52	59	12	6	..	2,483	3,958	627	263	..
Parts of cycles and accessories (excluding rubber tyres) . Value	—	—	—	—	—	7,086	6,308	17,110	5,896	5,863
Total value of Cycles, etc.	—	—	—	—	—	9,569	10,266	17,737	6,159	5,863
Mechanically propelled vehicles (excluding railway locomotives and tractors)—										
Aircraft, parts of	—	—	—	—	—	376	1,093	33,002
Carriages and parts for Railways (a)	—	—	—	—	—	—	—	2,39,219	5,90,539	5,35,157
Wagons and parts for Railways (a)	—	—	—	—	—	—	—	10,40,478	12,81,538	7,25,027
Motor cars (including taxi cabs) No.	18	43	25	27	29	69,013	1,50,476	1,02,952	1,37,336	1,20,278
Motorcycles (including scooters)	4	14	21	19	2	[2,259	7,004	10,368	8,945	683
Motor omnibuses, motor vans and motor lorries	5	3	1	12	..	25,863	10,065	3,717	34,533	..
Parts of mechanically propelled vehicles and accessories, other than of aircraft (excluding rubber tyres) Value	—	—	—	—	—	12,913	17,537	55,076	45,781	51,555
Total Mechanically propelled vehicles	—	—	—	—	—	1,10,046	1,85,412	14,57,686	20,99,815	14,65,002
Ships, parts of (including launches and boats)	—	—	—	—	—	—	12,649	..	64,387	3,984
Total Vehicles including Locomotives, etc., for railways	—	—	—	—	—	1,98,395	2,63,632	15,98,180	22,62,659	15,07,401
POSTAL ARTICLES NOT SPECIFIED	—	—	—	—	—	10,52,957	2,41,566	80,147	1,96,327	1,23,223
ALL OTHER ARTICLES OF MERCHANDISE	—	—	—	—	—	48,052	73,038	84,225	14,548	24,502
GRAND TOTAL	—	—	—	—	—	6,80,08,652	7,47,63,595	7,19,95,747	6,78,67,518	4,66,92,233

(a) Separately recorded from 1928-29. For previous years' figures see under Railway plant and Rolling Stock.

No. 13—continued

BELGIUM—continued

EXPORTS THERETO

INDIAN MERCHANDISE

ARTICLES	QUANTITY					VALUE				
	1926-27	1927-28	1928-29	1929-30	1930-31	1926-27	1927-28	1928-29	1929-30	1930-31
ANIMALS, LIVING . . . No.	591	6,126	10,208	17,243	17,492	R	R	R	R	R
Statue works of, other than pictures . . . Value	—	—	—	—	—	19,768	8,670	20,777	23,293	8,180
BUILDING AND ENGINEERING MATERIALS OTHER THAN OF IRON, STEEL OR WOOD . . . "	—	—	—	—	—	650	612	9,580	2,000	100
Wool . . . "	5,351	10,385	6,651	2,945	10,547	1,08,500	1,75,750	71,250	—	10,000
Iron—Unmanufactured . . . Tons	63	16	37	69	23	4,69,165	8,49,141	5,36,276	2,40,190	6,75,864
Manufactured (excluding rope) . . . "	3,642	5,497	4,845	5,072	4,208	21,207	5,168	11,670	21,430	7,904
Drugs AND MEDICINES (excluding CHEMICALS AND NARCOTICS)—										
Narcotica . . . "	—	500	1,400	1,662	—	—	3,000	7,355	13,910	—
Essence . . . "	546	2,933	1,267	1,235	1,223	8,057	60,385	29,460	25,919	21,031
Other sorts of drugs and medicines . . . Value	—	—	—	—	—	100	100	500	—	—
Total Drugs and medicines . . . "	—	—	—	—	—	8,157	63,485	31,315	39,829	21,031
DYEING AND TANNING SUBSTANCES—										
Indigo and Gambler . . . Cwts.	264	250	475	1,295	400	5,485	4,485	8,975	23,211	8,706
Kyrobalans . . . "	66,902	71,762	60,120	63,181	51,760	4,10,328	4,97,016	4,03,603	3,90,192	3,32,311
Kyrobalan extracts . . . "	506	1,944	2,248	581	271	6,384	31,103	31,716	6,760	3,458
Turmeric . . . "	300	613	360	200	340	2,523	9,331	7,576	2,994	4,495
Other sorts . . . "	917	397	1,266	600	—	5,639	1,187	20,739	3,000	—
Total Dyeing and Tanning substances . . . "	68,889	74,966	64,469	65,807	52,771	4,30,409	5,43,122	4,72,609	4,28,157	3,48,970
BRUSHES FOR BRUSHES AND BROOMS . . . Tons	1,634	1,734	1,630	1,512	1,539	6,25,894	6,60,974	7,28,108	6,14,985	5,70,040
ROBBER, BRAN AND POLLARDS (excluding oilcake) . . . "	400	383	50	310	200	16,999	18,046	1,867	11,862	3,918
FRUITS AND VEGETABLES Value	—	—	—	—	—	46,229	35,714	40,704	66,770	24,677
GRAIN, PULSE AND FLOUR—										
Barley . . . Tons	—	7,552	11,648	198	—	—	9,02,985	13,86,689	23,706	—
Jowar and Bajra . . . "	99	—	—	—	—	11,508	—	—	3	—
Maize . . . "	—	1,242	1,378	—	—	—	1,84,255	1,50,208	—	—
Pulse—										
Beans . . . "	—	—	600	50	—	8	—	1,11,027	8,441	—
Gram . . . "	—	—	50	—	—	10	8	5,953	32	72
Lentils . . . "	—	—	198	3	5	—	—	32,546	485	684
Other sorts . . . "	99	1,021	374	—	14	11,940	1,11,349	45,067	137	2,481
Total Pulse . . . "	99	1,021	1,222	53	19	11,958	1,11,357	1,05,492	9,045	3,237
Rice in the husk (paddy) . . . "	1	—	150	—	501	90	—	12,271	—	19,171
Rice, not in the husk—										
Polished rice . . . "	—	—	25	180	150	—	—	3,472	25,300	16,352
Cleaned rice . . . "	2,850	5,655	5,262	7,006	17,940	4,32,454	8,67,604	7,12,351	8,60,335	18,38,056
Broken cleaned rice . . . "	2,092	1,000	3,425	19,657	27,009	2,36,879	85,966	3,85,988	10,73,075	24,53,251
Other sorts . . . "	—	—	300	3,100	1,050	—	—	39,520	4,08,467	1,09,533
Total rice, not in the husk . . . "	4,942	6,655	9,012	20,943	46,149	6,69,333	9,53,470	11,41,340	32,67,177	44,17,192
Rice flour and ground rice . . . "	—	26	—	—	—	25	5,150	—	—	—
Wheat . . . "	7,486	19,075	9,280	—	6,359	11,20,011	28,54,375	12,99,210	—	6,89,780
Other sorts . . . "	25	35	292	21	25	3,512	6,387	49,922	3,767	4,993
TOTAL GRAIN, PULSE AND FLOUR . . . "	12,602	36,206	32,982	30,215	53,053	18,16,437	49,67,979	42,35,132	33,03,698	51,34,273
GUMS AND RESINS . . . Cwts.	3,147	9,961	8,929	6,480	4,405	58,205	2,82,789	2,94,623	1,85,842	1,02,433
HAIRDWARE AND CUTLERY (including RELATED WARE) Value	—	—	—	—	—	—	1,380	4,564	8,233	4,759

No. 13—continued

BELGIUM—continued

EXPORTS THERETO—continued

INDIAN MERCHANDISE—continued

ARTICLES	QUANTITY					VALUE				
	1926-27	1927-28	1928-29	1929-30	1930-31	1926-27	1927-28	1928-29	1929-30	1930-31
HIDES AND SKINS, RAW—										
Hides, raw—						R	R	R	R	R
Buffalo hides	Tons 35	42	20	38	8	} 22,809	} 33,582	} 19,868	} 35,498	} 7,847
—No.	=6,305	=14,580	=5,000	=7,720	=2,800					
Cow "	Tons 124	230	1,014	167	30	} 1,13,889	} 2,68,540	} 12,36,592	} 2,15,448	} 84,856
—No.	=38,322	=53,360	=240,626	=43,663	=7,770					
Calf, skins—						} ..	} ..	} ..	} 7,941	} 5,611
Buffalo calf skins	Tons	9	8					
—No.	=3,850	=2,250					
Cow calf skins	Tons ..	2	54	34	30	} 142	} 4,256	} 77,172	} 40,540	} 38,690
—No.	=50	=2,000	=23,925	=17,473	=17,667					
Total Calf skins	Tons ..	2	54	43	38	} 142	} 4,256	} 77,172	} 48,481	} 39,307
—No.	=50	=2,000	=23,925	=21,323	=19,917					
Total Hides, raw	Tons 159	274	1,088	248	76	} 1,36,980	} 3,06,378	} 13,33,127	} 2,99,416	} 82,004
—No.	=44,677	=69,940	=269,551	=72,706	=30,487					
Skins, raw—										
Goat skins	Tons 81	14	196	298	202	} 1,45,466	} 34,750	} 9,06,662	} 17,85,766	} 8,76,839
—No.	=81,564	=18,800	=424,570	=788,958	=480,238					
Sheep skins	Tons 2	2	2	20	4	} 3,000	} 3,000	} 3,080	} 29,687	} 4,830
—No.	=2,000	=2,000	=2,440	=30,000	=5,152					
Other skins	Tons	7	..	} 14	} 627	} 58	} 1,06,576	} ..
—No.	=1	=6	=9	=51,783	..					
Total Hides and Skins, raw (excluding outtings of hides and skins, raw)	Tons 242	290	1,286	571	232	} 2,85,410	} 3,44,755	} 22,42,872	} 22,21,445	} 9,63,677
—No.	=128,242	=60,746	=696,570	=943,447	=515,877					
HORNS, TIPS AND PIECES OF HORN										
Cwts. 9,254	9,878	4,852	4,951	4,027	1,84,089	2,09,922	1,14,420	94,908	72,818	
KAPOK										
Cwts. 1,205	2,802	1,680	935	481	64,636	1,42,063	74,520	45,707	22,090	
LAC—										
Button	121	22	66	130	370	14,400	3,600	10,350	15,698	23,230
Seed	11	111	1,099	8,039	..	1,800	12,200	1,08,293	4,11,634
Shell	3,952	2,573	3,858	5,402	4,477	4,00,735	3,64,869	4,95,987	6,27,166	2,49,844
Stick	1,047	476	5,725	-1,910	1,395	92,767	39,946	4,17,491	1,49,606	42,444
Other kinds	3,913	18,562	26,256	25,856	14,054	84,660	6,51,311	7,84,853	6,37,816	2,50,054
Total Lac	9,033	21,844	36,016	34,397	28,335	5,92,652	10,61,326	17,20,881	16,38,574	9,77,257
LEATHER—										
Hides, tanned or dressed—										
Cow hides	Tons	6	} ..	} ..	} 18,574	} ..	} ..
—No.	=2,200					
Skins, tanned or dressed	Tons	1	..	} ..	} ..	} ..	} 6,000	} ..
—No.	=6,000	..					
Other skins	Tons	} ..	} ..	} ..	} 1,680	} 8,400
—No.	=800	..					
Total Hides and Skins, tanned or dressed	Tons	6	1	..	} ..	} ..	} 18,574	} 7,680	} 8,400
—No.	=2,200	=6,800	=5,313					
MANURES—										
Bones, crushed	Tons 40,414	41,829	41,152	52,178	53,351	41,61,968	44,61,459	42,11,468	53,17,910	56,72,229
Bones, uncrushed	48	1	..	48	..	6,400	100	..	6,020	..
Bonemeal	673	559	140	1,335	1,427	74,097	62,445	16,285	1,63,195	1,91,216
Total Bones	41,135	42,389	41,301	53,561	54,778	42,42,460	45,24,004	42,27,753	54,92,125	58,63,445
Fish manures	20	107	185	402	..	3,380	12,559	24,559	55,944
Other kinds	1	27	100	128	3,910	7,330	90
METALS AND ORES—										
Brass, Bronze and similar alloys and manufacture thereof unwrought										
Cwts.	820	21,000
Chromite (chrome iron ore)										
Tons 3,860	12,129	1,811	180	267	1,16,416	3,64,129	55,794	6,346	9,854	
Ferro-manganese										
Tons 3,233	1,000	1,500	2,000	..	3,20,914	18,000	9,000	12,000	..	
Iron or steel—										
Pig	535	1,658	1,756	4,354	13,626	24,083	74,762	87,826	1,96,281	4,37,544
Lead	143,584	282,316	172,722	211,479	29,844	22,31,633	36,86,935	24,01,884	23,26,145	4,39,300
Tin	960	2,008	2,174	1,700	7,572	1,057	5,117	3,181	8,506	8,787
Ferruginous manganese ore										
Tons ..	100	10,300	5,600	3,000	..	3,000	85,800	33,600	19,500	
Manganese ore	186,477	182,397	167,885	177,584	78,495	52,80,297	51,62,967	47,22,647	23,671	23,97,917
Wolfram ore	50	170	80	125	122	45,000	1,07,467	48,301	1,78,000	1,00,000
Zinc or spelter	898,030	1,440,140	1,504,970	1,250,950	1,195,000	44,91,987	72,01,400	75,36,234	62,54,750	54,25,000
Metals, unenumerated	2,198	24,288	300,945	11,935	2,023	4,388	43,548	57,406	51,937	10,923
Ores, unenumerated	4,008	30	146	1,564	3,124	1,10,243	2,800	16,295	54,748	1,12,850
Total Metals and ores	250,392	284,946	268,976	265,369	160,399	1,25,76,028	1,66,72,118	1,50,23,778	1,39,40,988	89,83,567
MICA										
Cwts. 274	662	938	2,341	1,215	14,958	60,490	86,758	1,03,220	89,055	

No. 13—continued
BELGIUM—continued
EXPORTS THERE TO—continued

INDIAN MERCHANDISE—concluded

ARTICLES	QUANTITY					VALUE				
	1926-27	1927-28	1928-29	1929-30	1930-31	1926-27	1927-28	1928-29	1929-30	1930-31
	R	R	R	R	R	R	R	R	R	R
OILS—										
Essential— Lemongrass oil . . . Gals.	80	1,180	1,408	1,636	534	1,300	19,922	23,936	21,674	7,300
Vegetable, non-essential— Castor . . . "	..	12,173	..	5,610	19,475	..	24,750	..	13,240	47,925
Other kinds . . . "	101	549	1,008	1,025	4,571	1,473	1,034	2,080	2,120	6,222
Total Oils . . . "	181	13,902	2,416	8,271	24,580	2,833	45,706	26,016	37,034	61,447
OILCAKES . . . Tons	4,632	11,810	27,309	17,732	12,074	5,52,419	14,66,066	36,84,764	23,66,172	10,43,620
PARAFFIN WAX . . . "	6,171	5,880	5,790	4,186	3,781	28,07,777	27,20,449	25,81,250	20,54,255	17,44,120
PROVISIONS AND OILMAN'S STORES, ETC. . . Value	—	—	—	—	—	9,598	1,755	718	907	303
SEEDS—										
Oil-seeds— Castor . . . Tons	4,645	7,695	7,662	3,549	5,145	0,47,683	15,93,077	15,94,856	7,44,719	8,30,532
Copra or coconut kernel . . . "	125	41,956
Groundnuts . . . "	6,362	14,948	9,471	8,108	2,229	16,15,232	38,51,112	22,78,326	18,45,315	3,86,790
Linseed . . . "	17,499	5,900	1,695	12,885	13,223	35,77,931	12,04,076	3,24,022	33,40,185	28,68,220
Moha . . . "	1,700	3,630	4,145	300	1,130	2,58,750	5,49,079	6,49,666	46,625	1,19,795
Mustard . . . "	126	299	874	234	369	35,184	89,237	1,98,837	68,161	91,203
Niger . . . "	89	100	185	394	347	18,101	20,720	39,683	69,526	53,094
Poppy . . . "	75	15	23,437	5,175
Rape . . . "	4,638	1,750	1,900	2,701	1,875	10,72,611	3,96,000	4,11,404	5,63,522	3,00,295
Sesamum (til or jinglu) . . . "	..	175	349	44,025	89,120
Others . . . "	25	75	111	456	174	3,686	11,125	15,034	61,180	20,983
Total oil-seeds . . . "	35,284	34,587	26,292	28,577	24,492	75,94,571	77,04,226	56,01,038	67,39,233	46,70,930
Other than oil-seeds . . . "	..	100	28,000
Total Seeds . . . "	35,284	34,687	26,292	28,577	24,492	75,94,571	77,90,226	56,01,038	67,39,233	46,70,930
SPICES—										
Cardamom . . . Cwts.	20	13	..	10	5	5,520	3,200	..	3,500	1,120
Pepper . . . "	..	600	100	351	50	..	43,500	9,000	33,906	3,500
Other sorts . . . "	..	22	1	1	..	10	800	29	40	..
Total Spices . . . "	20	635	101	362	55	5,530	47,500	9,029	37,446	4,620
TEA—										
Black . . . Lbs.	1,580	1,110	5,490	2,740	2,008	2,452	1,115	5,425	3,917	1,996
Tea waste . . . "	39,442	150,610	32,472	4,998	19,276	4,158
TEXTILES—										
Cotton—										
Raw . . . Tons	23,335	41,016	61,877	60,862	38,836	2,83,32,890	4,17,91,643	6,18,24,087	5,63,09,748	2,63,67,770
Waste . . . Cwts.	41,067	29,096	38,602	49,038	35,391	8,68,260	5,87,791	7,05,217	9,81,640	4,06,207
Ramp (chiefly saan)—										
Raw . . . "	265,989	248,135	297,130	180,638	151,030	47,78,739	39,78,697	45,93,044	27,65,005	19,79,269
Manufactures . . . Value	18,151
Jute—										
Raw . . . Tons	44,378	48,701	54,939	46,298	47,915	1,69,67,066	1,62,03,213	1,90,48,538	1,54,36,564	99,32,878
Twist and yarn . . . Lbs.	44,686	33,600	11,016	8,114	..
Manufactures— Gunny bags . . . No.	5,684,500	3,816,000	7,523,275	12,491,400	11,975,547	23,83,474	14,00,997	25,32,339	37,77,274	28,71,503
Gunny cloth . . . yds.	149,200	22,035
Other kinds . . . Cwts.	..	5	240	446	130	3,150	5,000	..
Total Jute Manufactures (including Twist and yarn) . . . Value	—	—	—	—	—	23,83,474	14,01,127	25,68,540	37,90,388	28,71,503
Wool, raw . . . Lbs.	283,747	756,770	1,908,954	795,643	976,813	2,21,375	6,20,001	16,66,233	7,36,729	6,22,166
Manufactures . . . Value	3,350	1,300	16,300	1,160	1,640
WOOD, UNMANUFACTURED . Lbs.	616,593	62,064	208,885	111,154	1,022,182	1,11,875	21,164	21,027	20,520	1,45,212
OF ALL KINDS OTHER THAN PARAFFIN WAX (including CANDLES) . . . Cwts.	118	..	30	45	..	11,063	..	3,000	5,000	..
Timber other than Railway sleepers— Oak wood . . . Cubic Tons	..	60	210	592	315	..	17,018	58,207	1,61,314	75,027
OTHER ARTICLES OF MERCHANDISE . . . Value	—	—	—	—	—	2,82,470	1,42,300	81,193	22,877	46,853
GRAND TOTAL . . .	—	—	—	—	—	8,77,20,155	10,92,18,228	13,40,01,836	12,16,72,442	7,53,11,727

No. 13—continued
BELGIUM—concluded
EXPORTS THERE TO—concluded

ARTICLES	QUANTITY					VALUE				
	1926-27	1927-28	1928-29	1929-30	1930-31	1926-27	1927-28	1928-29	1929-30	1930-31
						₤	₤	₤	₤	₤
APPAREL (excluding HOSIERY AND BOOTS AND SHOS) Value	—	—	—	—	—	1,200	3,610	3,480	5,979	2,711
COAL AND COKE Tons	100	797	650	2,700	16,994	13,000
DYEING AND TANNING SUBSTANCES—Aniline Lbs.	62,642	81,816	26,024	558	17,010	1,24,901	1,85,552	55,952	840	25,215
FRUITS AND VEGETABLES Value	—	—	—	—	—	6,120	8,450	9,750	7,427	850
GUMS AND RESINS Cwts.	8,786	5,816	7,501	15,543	7,468	2,65,123	1,81,550	3,10,321	4,51,621	1,49,682
HARDWARE (excluding CUTLERY AND ELECTROPLATED WARE) Value	—	—	—	—	—	21,050	13,597	33,540	29,082	43,345
JEWELLERY (excluding IMITATION JEWELLERY AND PRECIOUS STONES AND PEARLS, UNSET ALSO PLATE OF GOLD AND SILVER) ..	—	—	—	—	—	..	1,300
MACHINERY AND MILL WORK ..	—	—	—	—	—	130	1,435	2,686	10,903	7,665
METALS AND ORES Tons	188	30	418	1,235	467	12,869	6,692	23,395	50,390	18,903
OILS Gale	221	..	6	21	79	454	..	20	100	55
PAINTS AND COLOURS Cwts.	1,211	34	..	8,693	633	..
RUBBER MANUFACTURES Value	—	—	—	—	—	45,425
TEXTILES—Cotton—Raw Tons	30	9	63,440	11,500
Manufactures—Piece-goods Yards	3,342	364	13,598	1,000	500	12,392
Wool, manufactures Value	—	—	—	—	—	12,280	1,400	23,610	9,075	1,000
ALL OTHER ARTICLES OF MERCHANDISE ..	—	—	—	—	—	33,379	21,903	19,390	24,805	73,612
GRAND TOTAL ..	—	—	—	—	—	5,52,929	4,63,983	4,88,144	5,91,360	3,93,564
GRAND TOTAL OF INDIAN AND FOREIGN MERCHANDISE ..	—	—	—	—	—	8,82,73,084	10,96,82,211	13,44,89,980	12,21,63,802	7,57,05,581

LUXEMBURG

IMPORTS THEREFROM

ARTICLES	QUANTITY					VALUE				
	1926-27	1927-28	1928-29	1929-30	1930-31	1926-27	1927-28	1928-29	1929-30	1930-31
						₤	₤	₤	₤	₤
METALS AND ORES—										
Steel—										
Angle and tee Tons	1,881	1,763	1,960	1,576	1,980	1,61,221	1,49,988	1,87,606	1,52,048	1,62,644
Bars ..	16,394	22,003	15,805	38,011	14,408	15,08,656	18,99,241	16,60,022	33,68,335	12,07,078
Other sorts ..	10	10	31	2,156	984	2,704
Total Steel ..	18,285	23,776	17,796	39,587	16,388	16,72,033	20,50,193	18,50,332	40,20,383	13,69,722
Iron or Steel—										
Beams, channels, pillars, girders and bridge-work ..	695	1,114	575	1,743	535	55,407	94,807	52,388	1,78,418	75,695
Hoops and strips ..	594	433	647	1,971	2,886	67,659	45,587	71,395	2,38,156	3,45,777
Rails, chairs and fishplates ..	169	11	15,588	1,009
Sheets and plates—										
Not galvanised or tinned ..	555	871	200	368	281	65,456	1,30,818	30,921	40,264	20,617
Other manufactures of iron or steel ..	21	21	340	236	1	2,460	3,451	55,809	29,009	311
Total Iron or Steel ..	2,034	2,450	1,852	4,318	4,003	2,08,570	2,75,687	2,10,653	4,86,747	4,48,000
Other metals ..	4	..	5	23	..	1,259	..	519	2,970	..
Total metals (excluding ores) ..	20,323	26,226	19,653	43,923	20,341	18,70,862	23,25,880	20,61,804	45,10,100	18,17,922
ALL OTHER ARTICLES OF MERCHANDISE ..	—	—	—	—	—	4,827	6,302	27,348	2,574	1,455
GRAND TOTAL ..	—	—	—	—	—	18,84,689	23,32,162	20,89,652	45,12,674	18,19,877

No. 13—*continued*LUXEMBURG—*continued*

EXPORTS THERETO

INDIAN MERCHANDISE

ARTICLES	QUANTITY					VALUE				
	1926-27	1927-28	1928-29	1929-30	1930-31	1926-27	1927-28	1928-29	1929-30	1930-31
TOTAL VALUE	—	—	—	—	—	670

FOREIGN MERCHANDISE
Nil.

CHANNEL ISLANDS

IMPORTS THEREFROM

ARTICLES	QUANTITY					VALUE				
	1926-27	1927-28	1928-29	1929-30	1930-31	1926-27	1927-28	1928-29	1929-30	1930-31
POSTAL ARTICLES NOT SPECIFIED	—	—	—	—	—	2,10,049	7,70,465	536	7	..
ALL OTHER ARTICLES (OF MERCHANDISE)	—	—	—	—	—	23	..
GRAND TOTAL	—	—	—	—	—	2,10,049	7,70,465	536	30	..

EXPORTS THERETO

INDIAN MERCHANDISE

ARTICLES	QUANTITY					VALUE				
	1926-27	1927-28	1928-29	1929-30	1930-31	1926-27	1927-28	1928-29	1929-30	1930-31
TOTAL VALUE	—	—	—	—	—	..	345

FOREIGN MERCHANDISE
Nil.

No. 13—continued
FRANCE
IMPORTS THEREFROM

ARTICLES	QUANTITY					VALUE				
	1926-27	1927-28	1928-29	1929-30	1930-31	1926-27	1927-28	1928-29	1929-30	1930-31
ANIMALS, LIVING—						R	R	R	R	R
Horses No.	5	7	1	7,000	10,117	500
APPAREL (excluding hosiery and boots and shoes)—										
Apparel (including drapery, uniforms, accoutrements) Value	—	—	—	—	..	1,04,077	1,04,843	1,09,530	1,79,482	83,238
Gold and silver thread "	—	—	—	—	..	19,96,124	21,57,871	24,80,074	28,78,052	16,78,025
Hats, caps, bonnets, etc. "	—	—	—	—	..	24,080	32,958	69,404	87,003	27,300
Lametta Lbs.	148,639	230,305	363,451	302,449	316,986	2,75,954	4,18,796	5,90,420	4,33,627	4,15,453
Others Value	—	—	—	—	—	3,236	5,362	1,275	41	1,303
Total Apparel, etc. "	—	—	—	—	—	24,04,671	27,79,830	33,26,703	35,78,265	22,00,379
ARMS AMMUNITION AND MILITARY STORES—										
Cartridge cases No.	5,358	6,806	60,912	1,651	5,539	550	2,035	12,001	197	542
Explosives—										
Blasting fuse { Lbs.	10,447	124,056	175,214	76,980	39,945	6,065	62,561	80,552	46,349	26,693
—No. of coils	—37,500	—388,000	497,012	290,606	162,815	—	—	—	—	—
Firearms and parts thereof—										
Firearms No.	169	168	236	192	222	18,900	21,572	1,47,042	22,115	23,251
Parts of firearms Value	—	—	—	—	—	480	—	639	37	50
Total Firearms, etc. "	—	—	—	—	—	19,380	21,572	1,47,681	22,152	23,301
Other sorts "	—	—	—	—	—	27,781	12,073	5,15,748	8,303	7,705
Total of Arms, etc. "	—	—	—	—	—	53,776	98,241	7,55,914	77,001	59,241
ART. WORKS OF (other than PICTURES) "	—	—	—	—	—	23,026	21,754	13,677	20,094	31,115
ASBESTOS MANUFACTURES "	—	—	—	—	—	22,656	5,052	1,462	10,594	17,142
BOBBINS "	—	—	—	—	—	35	795	1,449	12,797	65,317
BOOKS, PRINTED, AND PRINTED MATTER (not being STATIONERY) including MAPS AND CHARTS Cwt.	459	449	341	546	441	57,314	35,656	39,269	40,415	38,385
BOOTS AND SHOES—										
Of Canvas with rubber soles (b) Pairs	—	—	11,330	18,152	268	—	—	13,519	19,204	331
Of leather "	12,038	7,371	5,038	4,826	1,409	1,11,420	74,821	55,693	48,337	9,225
Of other materials "	27,236	23,668	14,606	3,762	830	61,802	47,988	27,176	18,260	5,588
Total Boots and Shoes "	39,274	31,039	31,569	26,740	2,507	1,72,722	1,22,809	96,387	85,801	15,144
BRUSHES AND BROOMS Dozs.	3,776	3,505	2,435	2,365	1,757	11,422	10,186	7,090	7,882	6,805
BUILDING AND ENGINEERING MATERIALS other than OF IRON, STEEL OR WOOD—										
Cement Tons	12	30	75	321	75	901	2,572	5,779	21,412	5,101
Tiles No.	2,948,939	2,930,977	3,155,835	1,869,896	1,832,901	1,57,120	1,76,273	1,89,320	1,10,303	1,17,548
Other kinds Value	—	—	—	—	—	1,740	..	5,040	14,997	6,632
Total Building and Engineering materials, etc. "	—	—	—	—	—	1,59,761	1,78,845	2,00,189	1,52,712	1,29,281
BUTTONS OF ALL SORTS "	—	—	—	—	—	34,443	39,093	45,159	39,232	30,060
CHEMICALS AND CHEMICAL PREPARATIONS (excluding CHEMICAL MANURES AND MEDICINES)—										
Acids Cwts.	84	40	145	399	1,405	2,745	3,316	13,619	36,241	83,323
Aluminous sulphates "	2,401	5,857	7,683	10,023	3,400	12,437	29,140	37,821	54,488	10,431
Bleaching materials—										
Bleaching powder (calcium hypochlorate, chloride of lime) "	2,077	4,443	2,849	469	2,299	17,339	34,496	19,216	3,213	12,060
Carbide of Calcium "	960	3,032	560	242	150	18,806	40,827	7,310	3,334	2,416
Potassium compounds "	402	2,423	5,332	1,714	1,204	4,626	48,527	1,06,528	30,508	25,592
Soda compounds "	1,311	1,727	1,341	2,335	4,122	10,536	21,090	14,047	22,575	34,906
Zinc compounds "	40	723	204	1,025	10,259	2,689
Other sorts of chemicals Value	—	—	—	—	—	76,811	1,13,500	1,55,862	2,29,373	1,34,750
Total Chemicals and Chemical preparations, etc. "	—	—	—	—	—	1,39,475	2,06,155	2,57,592	3,30,322	3,00,977

(b) Separately recorded from 1928-29.

No. 13—continued
FRANCE—continued
IMPORTS THEREFROM—continued

ARTICLES	QUANTITY					VALUE				
	1926-27	1927-28	1928-29	1929-30	1930-31	1926-27	1927-28	1928-29	1929-30	1930-31
CLOCKS AND WATCHES AND PARTS THEREOF—						R	R	R	R	R
Clocks and timepieces . No.	18,487	14,572	33,049	21,827	15,112	78,719	45,783	1,02,386	86,809	69,582
Watches	10,381	26,439	18,938	11,868	2,010	28,784	65,117	38,749	14,833	8,003
Parts of clocks and watches Value	—	—	—	—	—	2,738	8,567	2,325	4,661	6,497
Total Clocks and Watches and parts thereof	—	—	—	—	—	1,10,241	1,19,417	1,43,460	1,05,803	84,142
COKE MANUFACTURES . Cwts.	487	143	162	228	215	38,067	17,934	12,824	21,576	37,177
CUTLERY Value	—	—	—	—	—	16,123	21,143	38,939	46,629	27,727
DRUGS AND MEDICINES (excluding CHEMICALS AND NARCOTICS)—										
Camphor Lbs.	—	1,010	—	29,309	—	—	1,550	—	36,337	—
Proprietary and patent medicines Value	—	—	—	—	—	1,77,556	1,78,126	3,03,163	5,03,403	4,56,611
Quinine salts Lbs.	439	106	448	1,070	472	8,476	2,023	7,824	24,550	10,496
Saccharin	1,009	4,892	6,544	2,350	2,400	2,720	13,913	25,915	9,464	10,030
Storax, including liquid storax (rosa melloca)	86,020	1,02,380	163,879	113,759	100,768	26,412	27,313	50,460	34,677	29,374
Other sorts of drugs and medicines Value	—	—	—	—	—	4,38,171	4,47,550	5,31,734	7,09,059	6,14,506
Total Drugs and Medicines, etc.	—	—	—	—	—	6,53,335	6,70,480	9,79,096	13,13,300	11,21,017
DYING AND TANNING SUBSTANCES—										
Cochineal Cwts.	2,484	2,309	1,601	1,870	749	3,24,988	4,79,398	4,59,045	4,85,438	1,83,323
Dyes obtained from coal tar—										
Alizarine Lbs.	9,520	8,373	580	—	—	4,541	5,849	281	—	—
Aniline	63,440	158,247	121,125	38,062	65,870	1,46,110	2,66,688	3,42,977	89,320	2,24,208
Other sorts	—	1,120	2,464	10,332	15,219	—	1,306	3,015	15,521	19,575
Total dyes obtained from coal tar	92,960	167,740	124,149	48,394	81,089	1,50,651	2,73,843	3,46,273	1,04,741	2,43,783
Indigo synthetic Cwts.	—	—	—	—	162	—	—	—	—	26,249
Saffron	27,991	25,430	29,221	3,253	—	6,35,492	3,35,091	5,85,900	59,430	—
Other sorts (including iso-dye) Value	—	—	2,766	—	—	5,765	2,619	5,903	11,555	—
Total Dying and Tanning substances	—	—	—	—	—	11,16,896	10,90,951	13,08,021	6,11,164	4,03,358
EARTHENWARE AND PORCELAIN—										
Earthenware	—	—	—	—	—	99,198	82,077	97,122	39,822	14,205
Porcelain	—	—	—	—	—	20,636	30,154	36,264	18,177	5,313
ELECTROPLATEDWARE	—	—	—	—	—	22,650	2,356	4,145	12,134	1,642
FIREWORKS Lbs.	33,196	12,111	60,423	47,295	22,194	41,113	12,779	66,586	46,895	31,238
FRUITS AND VEGETABLES—										
Fresh fruits and vegetables Value	—	—	—	—	—	4,253	2,636	3,508	4,988	22,526
Fruits and vegetables: dried, salted, or preserved not being canned or bottled—										
Almonds Tons	975	1,542	1,174	317	193	8,74,568	12,54,194	9,59,042	2,50,632	1,17,337
Dates	161	7	6	11	—	24,480	1,070	1,120	2,000	142
Other sorts Value	—	—	—	—	5	19,423	3,453	76,822	16,229	9,299
Total Fruits and Vegetables	—	—	—	—	—	9,22,724	12,61,353	9,70,892	2,73,849	1,49,204
FURNITURE AND CABINETWARE—										
Furniture of wood (other than bedsteads)	—	—	—	—	—	10,793	33,212	20,566	1,61,335	37,541
Furniture of other materials (other than bedsteads)	—	—	—	—	—	9,824	36,996	19,952	28,194	75,074
Other sorts	—	—	—	—	—	889	3,232	625	2,447	1,025
Total Furniture and Cabinetware	—	—	—	—	—	21,506	73,490	41,143	1,92,476	1,63,640
GLASS AND GLASSWARE—										
Gelatino Cwts.	37	37	33	96	84	4,743	4,202	4,631	10,518	7,497
Beads and false pearls . Cwts.	99	118	107	625	46	41,344	54,000	1,36,371	77,387	63,353
Sheet and plate Sq. ft.	2,330	42,360	103,594	187,790	142,093	2,405	36,427	37,250	61,106	32,672
Other Glassware Value	—	—	—	—	—	61,241	1,07,036	1,61,536	1,38,765	58,501
Total Glass and Glassware	—	—	—	—	—	1,05,090	1,97,463	3,35,207	2,77,278	1,54,526

No. 13—continued
FRANCE—continued

IMPORTS THEREFROM—continued

ARTICLES	QUANTITY					VALUE				
	1926-27	1927-28	1928-29	1929-30	1930-31	1926-27	1927-28	1928-29	1929-30	1930-31
GUMS AND RESINS Cwts.	15	6	37	661	94	826	1,462	550	11,828	3,898
HARDWARE, excluding CUTLERY AND ELECTROPLATED WARE— Domestic hardware, other than enamelled ironware Value	—	—	—	—	—	12,931	5,439	9,592	15,442	11,208
Implements and tools, other than agricultural implements and machine tools "	—	—	—	—	—	1,41,953	1,94,804	1,80,789	2,08,691	86,368
Lamps, metal No.	1,364	1,308	1,968	4,767	1,242	8,654	11,234	11,232	12,775	6,846
Safes and strong boxes of metal "	58	153	33	10	27	30,832	4,505	1,236	5,482	2,237
Other sorts Value	—	—	—	—	—	1,81,009	1,95,587	2,82,458	2,78,271	1,25,073
Total Hardware, excluding cutlery, etc. "	—	—	—	—	—	8,75,379	4,11,569	4,85,307	5,15,661	2,28,637
INSTRUMENTS, APPARATUS, AND APPLIANCES, AND PARTS THEREOF— Electrical (including telegraph and telephone apparatus not being machinery)— Electric fans and parts thereof Value	—	—	—	—	—	1,370	..	7,479	11,297	600
Electric wires and cables "	—	—	—	—	—	6,016	5,749	11,781	10,766	45,462
Electric lamps and parts thereof— Electric glow lamps(a) No.	77,443	10,306	630	—	—	29,011	4,807	550	—	—
Standard lighting lamps "	—	—	—	14,376	83,861	—	—	—	8,662	40,416
Other sorts Accumulators including parts "	—	—	—	—	—	..	1,638	3,281	..	67,297
Electric lighting accessories and fittings (including switches) Value	—	—	—	—	—	6,084	7,074	11,834	12,669	47,359
Electro-medical apparatus (including X-ray apparatus) "	—	—	—	—	—	47,369	8,433	2,629	29,247	20,795
Electrical goods and apparatus not enumerated "	—	—	—	—	—	37,569	46,198	46,916	84,147	79,755
Total of Electrical Instruments, etc. "	—	—	—	—	—	1,23,319	73,897	84,480	1,70,917	3,13,114
Musical "	—	—	—	—	—	98,406	64,182	32,232	1,07,116	65,857
Optical "	—	—	—	—	—	37,901	66,481	77,949	98,876	58,528
Photographic "	—	—	—	—	—	1,37,689	1,38,284	2,85,759	4,04,571	2,34,936
Scientific and philosophical "	—	—	—	—	—	37,501	17,257	18,376	19,692	26,639
Surgical "	—	—	—	—	—	16,826	29,713	10,852	15,775	18,403
Wireless apparatus "	—	—	—	—	—	2,159	21,184	2,02,804	6,226	2,766
Other kinds "	—	—	—	—	—	73,062	1,66,721	26,289	18,836	19,345
Total Instruments, Apparatus, and Appliances, and parts thereof "	—	—	—	—	—	5,29,863	5,67,719	7,87,741	8,42,009	7,29,607
IVORY— Unmanufactured . . Lbs.	2,621	407	490	528	300	20,741	1,936	3,913	4,200	2,043
Manufactured . . Value	—	—	—	—	—	..	407	5
Total Ivory . . "	—	—	—	—	—	20,741	2,342	3,913	4,200	2,048
JEWELLERY (excluding IMITATION JEWELLERY AND PRECIOUS STONES AND FEABLE, UNSET) ALSO PLATE OF GOLD AND SILVER— Jewellery . "	—	—	—	—	—	3,85,052	7,599	46,601	1,78,327	48,520
Plate of gold and silver "	—	—	—	—	—	19,982	23,898	46,035	16,218	4,023
LEATHER— Hides tanned or dressed { Tons .. No. .. Tons	1	10,939
Skins, tanned or dressed { Tons .. No. .. Tons ..	1
Manufactures (excluding boots and shoes and belting for machinery)— Picking bands and straps Other sorts Value	161	27	343	343	822	35,432	4,667	81,304	80,971	1,25,796
Total Leather . . "	—	—	—	—	—	19,690	16,018	30,405	16,949	9,331
LIQUORS including DENATURATED AND PERFUMED SPIRITS— Spirit— Brandy . . Gals.	390,185	357,956	381,288	392,334	318,938	44,61,254	41,00,999	41,06,321	42,59,559	36,16,161
Liqueurs . . "	10,453	9,032	10,386	11,332	7,753	1,46,702	1,87,602	1,58,146	1,64,000	1,08,096
Whisky . . "	21	481	721	237	308	1,045	6,276	7,887	3,289	4,742
Spirit, present in drugs, medicines, or chemicals	17,684	14,691	15,065	15,231	8,375	3,39,654	3,51,904	3,55,089	3,65,857	2,07,145
Spirit, perfumed	6,066	4,537	5,302	4,425	3,028	5,13,459	4,41,136	4,48,883	4,22,052	2,75,715
Other sorts of spirit	5,415	1,746	2,659	2,669	865	53,200	52,725	45,375	46,291	13,811
Total Spirit . . "	429,973	383,443	415,571	426,228	389,267	55,15,294	50,70,650	52,07,181	52,61,648	42,25,669

(a) Subdivided from 1929-30.

No. 13—continued

FRANCE—continued

IMPORTS THEREFROM—continued

ARTICLES	QUANTITY					VALUE				
	1926-27	1927-28	1928-29	1929-30	1930-31	1926-27	1927-28	1928-29	1929-30	1930-31
LIQUORS including DE-NATURATED AND PERFUMED SPIRITS—contd.						R	R	R	R	R
Wines—										
Champagne, and other sparkling wines . Gals.	20,587	18,070	19,898	17,384	12,305	5,61,672	5,52,038	5,84,584	5,28,594	3,04,267
Port "	481	728	894	476	691	5,774	9,888	10,257	6,061	9,366
Still red wines, other than port "	16,431	16,519	12,049	13,549	8,024	1,09,811	1,10,821	92,144	1,06,578	65,142
Still white wines, other than Sherry, Madeira, and Marsala "	8,085	10,140	8,382	8,886	7,389	56,187	83,402	67,158	79,406	62,839
Other sorts "	63,817	72,031	68,380	75,419	66,918	3,48,537	4,22,085	3,89,483	4,13,015	3,66,494
Total Wines "	109,401	117,497	109,598	115,164	95,877	10,81,981	11,87,179	11,43,628	11,34,544	8,68,108
Other sorts of liquors "	1,554	650	676	878	50	3,940	2,337	3,907	3,252	290
Total Liquors "	540,928	508,590	525,845	542,270	435,194	66,01,215	62,60,166	63,54,714	63,99,444	50,04,067
MACHINERY AND MILLWORK—										
Prime-movers (other than electrical)—										
Other than locomotives—										
Oil engines No.	15	6	37	78	30	5,330	2,665	31,629	45,007	16,128
Parts of oil engines Value	—	—	—	—	—	7,807	501	3,194	6,854	16,870
Parts of steam engines "	—	—	—	—	—	18,774	10,932	18,404	1,085	15,449
Electrical machinery of all kinds not including Instruments, apparatus, appliances and parts thereof—										
Generators, alternators and dynamos "	—	—	—	—	—	2,756	10,638	3,406	5,972	5,570
Motors "	—	—	—	—	—	27,909	23,226	13,210	7,150	10,542
Others "	—	—	—	—	—	32,958	27,530	17,326	1,04,998	39,757
Total electrical machinery "	—	—	—	—	—	63,623	60,594	38,942	1,18,115	55,869
Machinery, not being prime-movers or electrical machinery—										
Boilers "	—	—	—	—	—	1,701	17,440	15,609	22,140	16,684
Metal working machinery (including Machine tools) "	—	—	—	—	—	10,567	18,145	24,612	17,380	10,025
Oil crushing and refining machinery "	—	—	—	—	—	2,285	24,763	23,313	44,047	5,418
Rice and flour mill machinery "	—	—	—	—	—	—	7,363	1,092	14,498	10,754
Sawmill and wood working machinery "	—	—	—	—	—	9,008	6,487	3,841	25,149	13,620
Sewing and knitting machines No.	8	19	1	74	28	4,617	29,425	455	25,925	2,105
Parts of sewing and knitting machines Value	—	—	—	—	—	8,243	10,658	392	2,682	1,105
Sugar machinery "	—	—	—	—	—	7,804	45,245	61,087	30,421	2,30,323
Cotton Weaving machinery, Shuttles (excluding those for sewing machines) "	—	—	—	—	—	1,797	3,482	1,168	9,064	13,561
Other sorts of machinery "	—	—	—	—	—	1,41,327	1,032	8,650	12,519	20,533
Total Machinery and Millwork "	—	—	—	—	—	2,77,863	4,22,821	4,68,325	4,04,384	6,26,136
MANURES—										
Artificial and mineral . Tons	267	3	5	27	23	46,040	530	853	10,458	11,963
METALS AND ORES—										
Aluminium—										
Unwrought (ingots, blocks, bars, etc.) Cwts.	—	—	27	—	—	—	—	1,386	—	—
Wrought—										
Circles "	829	5,182	11,606	15,278	8,610	89,706	4,31,767	9,60,648	12,06,081	6,79,257
Sheets "	117	255	127	7	23	11,678	18,470	9,173	473	1,300
Other manufactures "	64	120	85	69	346	8,068	12,027	7,586	10,921	21,503
Total Aluminium "	1,010	5,507	11,845	15,349	8,979	1,00,452	4,62,264	9,78,788	12,17,475	7,02,060
Brass, Bronze, and similar alloys and manufactures thereof—										
Wrought—										
Mixed or Yellow metal for sheathing "	1,125	7,224	4,350	328	626	54,369	3,42,188	2,20,309	17,158	29,574
Rods "	177	1,634	569	1,705	903	7,955	58,438	23,668	75,366	38,374
Sheets "	5	50	100	215	34	342	2,988	6,355	14,876	22,259
Tubes "	2,164	5,488	4,601	3,358	2,542	1,22,033	2,80,721	2,31,611	1,82,906	1,945
Wire "	—	—	—	—	—	—	—	—	—	—
Other sorts "	3,687	614	1,803	410	406	1,87,489	34,728	69,482	35,823	28,456
Total Brass, Bronze, etc. "	7,168	15,010	10,328	6,916	4,953	8,72,188	7,19,068	5,51,370	3,26,637	2,45,257
Copper—										
Wrought—										
Braziers "	—	403	2,199	1,193	1,054	4,398	19,825	1,16,663	71,572	51,504
Rods "	91	1,517	86,609	25,448	35,564	6,36,188	77,132	18,71,558	15,27,493	16,77,647
Sheets "	12,827	34,578	606	898	1,439	45,110	10,65,038	38,239	70,832	87,281
Tubes "	630	671	—	—	—	—	—	—	—	—
Wire, excluding wire or telegraph and telephone "	479	921	1,104	1,685	1,538	28,412	62,807	64,959	1,18,144	89,761
Other manufactures "	52	255	317	178	629	5,182	15,420	17,606	14,541	49,086
Total Copper (excluding ore) "	14,079	38,345	40,734	29,397	40,224	7,19,238	18,79,823	21,09,025	18,62,582	19,56,269

ARTICLES	QUANTITY					VALUE				
	1926-27	1927-28	1928-29	1929-30	1930-31	1926-27	1927-28	1928-29	1929-30	1930-31
	R	R	R	R	R	R	R	R	R	R
METALS AND ORES—continued										
Iron—										
Iron Tons	100	51	101	..	8	8,467	5,390	9,478	..	1,771
Steel—										
Angle and tee "	5,631	10,895	8,648	5,419	1,800	5,05,722	9,51,478	8,77,442	5,57,613	1,53,781
Bars "	9,188	8,797	12,332	6,034	5,158	8,31,952	7,72,669	12,62,884	6,43,364	4,55,804
Spring "	989	60	89	1,30,977	7,271	9,780
Cast—										
Tool steel—										
High speed "	57	8	11	4	12	25,081	68,907	54,433	19,121	49,541
Carbon "	6	2	17	14,783	10	..	681	13,981
Cast steel bars "	6	3	4	..	7	742	17,196	21,865	..	5,981
Other kinds "	1	..	1	21	..	104	1,860	3,528	2,053	..
Total Steel "	15,878	19,763	21,085	11,480	6,994	15,09,311	18,19,391	22,29,932	12,23,437	6,79,161
Iron or steel—										
Beams, channels, pillars, girders and bridge-work "	10,726	16,256	20,558	14,110	17,531	9,45,672	13,99,432	18,67,566	13,37,071	14,09,550
Bolts and nuts "	132	182	390	195	61	29,425	41,548	1,01,522	56,767	19,061
Fencing materials (including fencing wire) "	177	288	932	559	17	30,686	55,526	1,79,343	1,11,781	6,610
Hoops and strips "	633	2,169	1,924	635	1,551	78,037	2,48,544	2,13,750	78,493	1,74,161
Nails, rivets and washers (excluding wire nails) "	62	259	214	114	28	16,230	76,980	63,371	34,930	8,147
Pipes and fittings, cast "	..	1,410	746	489	244	53	1,92,381	1,12,557	76,342	28,417
Screws "	1	65	49	48	10	1,140	31,322	19,461	20,413	5,156
Sheets and plates—										
Not galvanised or tanned "	3,571	2,337	572	180	520	3,97,918	2,53,305	63,458	20,983	52,313
Tubes, pipes and fittings wrought "	307	1,846	3,800	2,732	2,078	1,86,649	4,11,014	7,64,614	6,55,489	5,53,338
Wire nails "	174	184	279	..	4	27,607	34,094	48,658	327	654
Wire other than fencing wire "	89	70	74	141	6	14,563	9,775	11,937	23,160	1,053
Other manufactures of iron or steel "	623	3,094	3,084	4,150	56	94,656	2,87,072	2,77,421	3,84,789	16,884
Total Iron or Steel "	16,995	23,160	32,622	23,368	22,106	18,22,746	30,46,043	37,23,653	27,95,551	22,75,341
Lead—										
Unwrought—										
Ore "	238	339	194	218	237	1,29,355	1,56,975	73,468	88,072	88,432
Pig Cwts.	..	324	100	432	99	..	6,886	2,000	5,500	1,973
Wrought "	2,072	1,135	1,724	1,612	1,631	57,125	32,126	40,327	41,636	41,439
Total Lead (excluding ore) "	2,072	1,459	1,824	2,044	1,730	57,125	39,012	42,327	47,036	43,412
Quicksilver Lbs.	3,750	1,875	..	11,250	7,200	..
Others Cwts.	30	120	423	..	211	3,169	4,668	24,391	..	7,713
Total Metals (excluding ores) Tons	34,192	50,999	57,991	37,474	31,913	46,12,896	79,75,654	96,68,964	74,14,507	59,11,037
Total Ores "	238	340	194	218	237	1,29,355	1,57,027	73,492	83,072	88,432
Total Metals and Ores "	34,430	51,339	57,290	37,692	32,150	47,42,251	81,32,681	97,42,456	75,02,579	59,99,519
Mica Cwts.	70	304	518	493	1	4,533	36,262	47,980	14,455	640
Oils—										
Essential Gals.	3,139	3,014	2,860	4,115	3,070	1,59,798	1,62,184	1,48,080	1,90,501	1,23,317
Vegetable, non-essential "	4,001	4,427	5,177	6,508	4,721	20,352	25,162	31,598	29,191	18,475
Other kinds "	159	303	1,315	686	2,787	874	2,363	3,368	2,132	7,341
Total Oils "	7,299	7,744	9,352	11,307	10,578	1,31,024	1,89,709	1,83,046	2,21,914	1,49,133
OTTOLEUM AND FLOOR CLOTH Sq. Yds.	9,095	13,403	36,654	33,978	23,795	12,417	11,281	32,548	23,743	21,749
PAINTS AND PAINTERS' MATERIALS—										
Paints and Colours—										
Red Lead—										
Genuine dry Cwts.	370	80	690	2,900	260	10,462	2,039	14,480	39,997	6,196
Other Paints and Colours "	397	812	1,090	1,634	800	15,214	27,507	35,344	33,196	20,256
Total Paints and Colours "	767	892	1,780	3,634	1,060	25,676	29,546	49,774	73,093	26,452
Painters' materials Value	1,211	11,498	32,362	32,533	29,445
Total Paints and Painters' materials "	26,887	41,044	82,136	1,05,626	55,897

(a) Separately shown from 1929-30.

No. 13—continued

FRANCE—continued

IMPORTS THEREFROM—continued

ARTICLES	QUANTITY					VALUE				
	1926-27	1927-28	1928-29	1929-30	1930-31	1926-27	1927-28	1928-29	1929-30	1930-31
PAPER AND PASTEBOARD—						R	R	R	R	R
Paper—										
Printing Paper . . . Cwts.	104	200	557	1,170	1,080	2,768	6,001	15,273	31,766	20,733
Writing paper and Envelopes . . . "	123	84	398	697	219	7,703	6,655	18,578	22,049	7,060
Other kinds of paper . . . "	1,769	1,764	5,102	4,499	1,214	1,68,309	1,65,819	3,57,026	3,81,786	81,379
Paper manufactures . . . "	603	333	50	48	78	60,198	33,326	9,048	8,566	13,263
Pasteboard, millboard, etc. "	115	44	172	818	437	13,295	8,503	12,345	15,368	13,613
Total Paper and Pasteboard . . . "	2,714	2,425	6,279	7,241	3,028	2,52,263	2,20,304	4,07,270	4,59,536	1,36,047
PERFUMERY, not being PERFUMED SPIRIT . . . Value	—	—	—	—	—	11,750	23,219	31,316	20,588	11,155
Plants, living including Bulbs and Seeds for sowing . . . "	—	—	—	—	—	7,326	7,700	7,484	12,710	11,183
PRECIOUS STONES AND PEARLS, UNSET—										
Diamonds . . . "	—	—	—	—	—	1,87,688	35,116	55,328	37,210	32,376
Other precious stones . . . "	—	—	—	—	—	9,644	30,080	63,193	1,66,363	8,392
PRINTS, ENGRAVINGS AND PICTURES, PROVISIONS AND OILMAN'S STORES (including FISH AND FRUITS AND VEGETABLES, CANNED OR BOTTLED)—										
Biscuits and Cakes . . . Cwts.	99	24	155	354	74	8,508	2,165	11,943	26,744	6,720
Canned and bottled provisions—										
Canned or bottled fruits . . . "	318	268	207	243	203	31,455	29,980	26,432	27,933	23,241
Tinned or canned fish . . . "	213	186	136	156	153	27,470	23,606	20,977	20,318	20,000
Others "	4,018	4,829	5,847	7,310	10,988	2,56,450	2,78,461	2,96,414	3,03,209	4,17,336
Cheese (including canned) . . . "	162	186	230	90	55	22,031	10,123	32,171	10,276	5,342
Cocoa and chocolate . . . "	32	121	299	61	364	2,715	10,936	32,076	3,933	26,275
Confectionery . . . "	420	594	475	593	411	35,873	55,457	49,490	48,960	31,759
Milk, condensed and preserved, including milk cream . . . "	601	1,252	4,863	5,236	4,298	44,649	75,771	2,04,113	2,79,583	2,17,496
Other sorts of provisions Value	—	—	—	—	—	36,800	47,909	32,532	50,671	59,277
Total Provisions, and Oilman's stores . . . "	—	—	—	—	—	4,66,656	5,43,405	8,46,157	7,71,817	8,07,436
RAILWAY PLANT AND ROLLING STOCK—(a)										
Wagons and parts thereof . . . "	—	—	—	—	—	52,630	—	—	—	—
Sleepers and keys of steel or iron . . . Tons	2,135	2	—	—	—	1,73,784	445	—	—	—
Others . . . Value	—	—	—	—	—	7,845	486	—	—	—
Total of Railway plant and Rolling stock . . . "	—	—	—	—	—	2,34,259	931	—	—	—
RUBBER—										
Manufactures—										
Pneumatic motor covers No.	75,017	62,371	48,191	33,582	19,303	26,04,846	22,78,787	17,61,379	11,42,426	6,46,409
" " tubes . . . "	93,045	86,795	77,846	55,970	57,111	5,92,172	5,91,155	5,44,966	4,36,034	4,04,633
" " cycle covers . . . "	2,569	1,574	4,072	3,301	2,081	38,221	19,387	25,484	16,076	10,120
Pneumatic motor cycle tubes . . . "	2,339	1,869	6,671	4,352	4,463	7,352	6,484	13,504	6,153	6,332
Pneumatic cycle covers . . . "	293,940	248,726	232,210	202,702	182,656	5,84,173	4,42,968	4,82,743	3,21,584	3,46,254
" " tubes . . . "	321,660	325,557	422,637	3,01,502	243,975	3,49,608	3,42,082	4,60,669	2,39,606	2,47,877
Solid rubber tyres for motor Vehicles . . . "	12	150	—	—	—	748	6,606	—	—	—
Other manufactures except apparel, boots and shoes . . . Value	—	—	—	—	—	12,318	16,085	4,781	12,142	21,779
Total Rubber manufactures . . . "	—	—	—	—	—	41,84,438	37,04,054	32,93,525	21,74,021	16,92,404
SALT . . . Tons	—	958	—	—	—	—	28,800	3	—	25
SEEDS—										
Oil seeds—										
Essential . . . "	183	857	1,145	1,022	15	55,244	4,00,394	4,59,974	6,06,039	7,621
Other sorts . . . "	10	45	113	—	—	6,246	30,606	57,452	582	831
Total Seeds . . . "	148	902	1,258	1,022	15	61,490	4,31,000	5,17,426	6,06,621	8,452
SMOKERS' REQUISITES (excluding TOBACCO) . . . Value	—	—	—	—	—	1,24,634	1,27,617	71,105	88,410	81,277
SOAP—										
Household and laundry soap in bars or tablets . . . Cwts.	1,600	6,338	23,277	30,852	18,762	40,154	1,56,795	5,05,469	6,50,096	3,73,448
Toilet Soap . . . "	689	1,372	1,302	1,585	1,115	71,893	90,916	1,32,967	1,01,764	68,177
Other sorts . . . "	481	822	150	264	216	13,068	8,710	6,908	9,005	7,428
SPICES—										
Cloves . . . "	718	—	2,031	325	1,933	44,396	—	1,33,366	32,389	1,23,819
STATIONERY (excluding PAPERS) . . . Value	—	—	—	—	—	25,594	24,064	61,697	68,854	43,367
STONE AND MARBLE . . . Tons	243	24	—	11	1	15,522	6,546	359	5,554	4,436

(a) Discontinued from 1928-29.

ARTICLES	QUANTITY					VALUE				
	1926-27	1927-28	1928-29	1929-30	1930-31	1926-27	1927-28	1928-29	1929-30	1930-31
SUGAR—						R	R	R	R	R
Sugar 16 Dutch Standard and above . Tons	121	8	37	363	..	29,958	2,516	10,017	1,00,906	224
Beet sugar . . . "	55	..	750	11,548	..	11,006	..	1,27,438	20,30,117	..
Total Sugar . . . "	176	8	787	11,911	..	40,964	2,516	1,37,455	21,31,023	224
TEXTILES—										
Cotton—										
Raw . . . "	11	20,625
Manufactures—										
Blankets . . . Lbs.	44,550	18,575	450	8,340	..	42,329	12,136	435	3,078	..
Canvas . . . Yards	7,050	459	230	10,612	1,921	3,221	566	491	20,655	4,033
Lace and patent net	805,278	313,045	567,257	544,069	331,369	1,53,608	1,54,520	2,80,267	2,88,500	1,73,572
Piece goods—										
White (bleached) . . . "	91,428	65,897	240,049	205,863	77,187	39,138	38,207	1,26,856	89,987	36,631
Coloured, printed, or dyed—										
Printed goods . . . "	149,663	10,782	103,508	31,127	21,360	71,731	7,367	60,856	16,570	10,238
Dyed . . . "	53,239	17,038	121,130	13,574	17,737	32,503	14,463	70,782	22,780	19,022
Woven Coloured goods . . . "	137,617	102,276	86,354	158,530	42,897	84,332	63,958	65,678	72,734	30,448
Thread, sewing . . . Lbs.	2,186	2,923	11,939	8,494	6,110	9,637	12,349	43,505	36,865	17,625
Other sorts of manufactures . . . Value	—	—	—	—	—	4,22,445	4,23,299	5,63,826	4,19,220	2,40,397
Total Cotton manufactures (including Twist and yarn) . . . "	—	—	—	—	—	8,58,900	7,32,365	11,17,690	9,65,395	5,33,066
Haberdashery and Millinery—										
Lace and embroidery . . . "	—	—	—	—	—	87,822	97,471	1,32,141	1,05,622	92,423
Other sorts . . . "	—	—	—	—	—	2,95,303	3,49,739	3,47,356	2,90,164	2,19,376
Silk—										
Raw . . . Lbs.	10,947	1,143	1,60,000	8,118
Waste . . . "	8,360	10,933
Manufactures—										
Silk yarn, noils, and warps . . . "	148,146	120,258	129,583	163,112	78,813	4,38,938	2,22,115	3,18,893	4,01,097	1,75,104
Goods of silk mixed with other materials . . . Yards	212,470	311,230	276,533	69,017	20,360	3,30,474	5,78,331	4,07,286	1,51,627	67,307
Piecegoods . . . "	81,890	91,521	104,442	92,946	28,726	3,30,184	5,22,545	6,09,471	4,60,306	1,04,192
Thread for sewing . . . Lbs.	2,200	1,833	..	1	..	12,681	2,592	..	13	..
Other sorts . . . "	1,319	1,149	728	1,221	156	22,647	16,013	9,065	6,920	1,327
Total Silk manufactures (including silk yarn, etc.) . . . Value	—	—	—	—	—	12,35,124	13,42,596	13,44,714	10,20,562	3,48,020
Wool—										
Manufactures—										
Yarn and knitting wool . . . Lbs.	77,553	115,170	39,905	—	—	1,54,909	2,91,938	1,09,848	—	—
Worsted yarn for weaving (a) . . . "	—	—	—	37,542	63,323	—	—	—	80,782	1,10,351
Knitting wool (a) . . . "	—	—	—	14,689	53,077	—	—	—	41,457	37,932
Blankets and rugs other than floor rugs . . . "	98,036	35,895	296,765	114,340	41,386	60,447	31,634	1,71,423	76,898	27,332
Carpets and floor rugs . . . "	16,615	37,051	9,843	6,530	5,454	31,762	36,939	22,171	15,875	13,450
Hosiery . . . "	931	5,259	12,025	26,267	9,288	5,706	33,767	70,542	1,39,913	50,746
Piece goods . . . Yards	2,237,092	4,417,311	4,439,224	3,952,441	2,066,367	56,84,873	60,60,016	61,53,293	60,09,063	21,01,137
Shawls . . . No.	36,053	39,937	61,359	87,997	23,075	1,31,519	1,38,158	2,20,355	3,09,072	59,981
Other sorts . . . Lbs.	107	344	227	3,063	2	520	2,059	1,237	8,321	13
Total Woollen manufactures (including Yarn, etc.) . . . Value	—	—	—	—	—	41,19,736	65,94,609	67,49,369	66,81,831	27,50,992
Artificial silk—										
Artificial silk yarn . . . Lbs.	68,868	580,916	341,660	882,798	120,742	1,31,432	11,02,649	6,46,109	11,64,309	1,39,749
Piece goods of Cotton and artificial silk . . . Yards	112,078	151,975	257,524	103,213	94,269	1,53,196	1,43,656	2,31,444	1,25,606	82,620
Other sorts . . . Value	—	—	—	—	—	48,805	80,747	43,178	1,21,624	14,337
Total Artificial silk . . . "	—	—	—	—	—	3,33,433	12,77,052	9,25,731	14,12,039	2,37,265
FOOTWEAR REQUISITES (NOT SPECIFIED ELSEWHERE)	—	—	—	—	—	4,48,937	5,62,476	5,92,219	6,66,511	5,53,544
TOYS AND REQUISITES FOR GAMES AND SPORTS (including FISHING TACKLES—										
Toys . . . "	—	—	—	—	—	54,338	42,314	29,323	34,770	32,329
Other sorts . . . "	—	—	—	—	—	7,597	15,276	10,237	10,815	9,522
Total Toys and Requisites for games and sports including fishing tackles . . . "	—	—	—	—	—	61,935	57,590	39,560	45,585	41,851
UMBRELLAS, AND UMBRELLA FITTINGS—										
Umbrellas, complete, including parasols and sunshades . . . No.	17,784	11,162	14,088	17,365	14,108	45,671	32,344	45,790	49,894	31,715
Umbrella fittings . . . Value	—	—	—	—	—	12,511	23,029	19,823	46,209	31,632

(a) Separately recorded from 1929-30.
 * Shown under sub-heads from 1929-30.

No. 13—continued
FRANCE—continued
IMPORTS THEREFROM—concluded

ARTICLES	QUANTITY					VALUE				
	1926-27	1927-28	1928-29	1929-30	1930-31	1926-27	1927-28	1928-29	1929-30	1930-31
VEHICLES, excluding LOCOMOTIVES, ETC., FOR RAILWAYS—						R	R	R	R	R
Carriages and Carts not mechanically propelled and parts thereof (excluding railway carriages, trucks, etc.) Value	—	—	—	—	—	5,844	7,258	7,508	10,188	10,518
CYCLES (other than MOTOR CYCLES) AND PARTS THEREOF AND ACCESSORIES—										
Cycles imported entire or in sections No.	808	421	844	1,192	682	82,290	19,227	40,927	45,535	24,324
Parts of cycles and accessories Value	—	—	—	—	—	85,275	23,821	76,098	78,852	76,661
Total Cycles and parts thereof	—	—	—	—	—	67,571	42,548	1,17,020	1,19,387	1,00,985
Mechanically propelled vehicles (excluding railway locomotives and tractors)—										
Parts of aircraft	—	—	—	—	—	—	—	8,993	21,938	28
Motor cars (including Taxicabs) No.	607	583	277	364	261	14,06,808	18,73,494	8,99,251	9,72,834	6,80,684
Motor cycles (including scooters)	19	40	62	7	4	5,318	10,519	23,030	3,052	1,145
Motor omnibuses, motor vans and motor lorries	—	—	—	—	—	—	—	—	—	—
Imported with bodies	4	2	4	—	—	16,446	6,999	15,800	—	—
Chassis	17	25	14	48	13	49,179	69,467	88,535	1,03,987	44,271
Parts of mechanically propelled vehicles and accessories (excluding rubber tyres) Value	—	—	—	—	—	1,46,034	1,53,711	1,48,348	2,41,413	1,77,261
Total Mechanically propelled vehicles (excluding railway locomotives and tractors)	—	—	—	—	—	16,24,885	16,14,100	10,44,618	13,43,259	9,03,839
Ships, parts of (including Launches and Boats)	—	—	—	—	—	69	—	29,226	12	121
Total Vehicles, etc.	—	—	—	—	—	16,97,863	16,63,098	11,98,367	14,61,850	10,15,013
LEAF OF ALL KINDS Cwts.	101	—	—	35	11	10,011	—	—	3,842	1,068
STAL ARTICLES NOT SPECIFIED Value	—	—	—	—	—	5,79,260	18,06,234	18,88,540	15,42,989	12,25,556
ALL OTHER ARTICLES OF MERCHANDISE	—	—	—	—	—	2,21,834	2,38,267	1,83,548	1,21,671	1,16,732
GRAND TOTAL	—	—	—	—	—	3,55,66,145	4,30,15,164	4,77,56,040	4,57,23,408	2,88,89,855

EXPORTS THERETO

INDIAN MERCHANDISE

ARTICLES	QUANTITY					VALUE				
	1926-27	1927-28	1928-29	1929-30	1930-31	1926-27	1927-28	1928-29	1929-30	1930-31
ANIMALS, LIVING, ETC. No.	—	554	—	1	25	—	8,000	—	2,000	75
APPAREL (including DRAPERY, UNIFORMS, AND ACCOUTREMENTS, BUT EXCLUDING HOSIERY AND BOOTS AND SHOES) Value	—	—	—	—	—	29,520	35,445	41,284	20,556	15,030
ART. WORKS OF BOOKS, PRINTED AND PRINTED MATTER (NOT BEING STATIONERY) including MAPS AND CHARTS Cwts.	10	29	8	1	14	1,500	7,300	2,650	125	3,140
BRISTLES BUILDING AND ENGINEERING MATERIALS Value	119	—	41	9	—	7,905	—	7,360	730	—
COFFEE, MANUFACTURED (including ROPE) Tons	21,957	65,533	56,157	43,834	107,704	18,87,449	52,63,181	44,48,039	33,07,063	71,16,950
DRUGS AND MEDICINES (excluding CHEMICALS AND NARCOTICS) Value	2,586	3,205	3,834	3,258	3,151	8,75,253	10,68,649	11,34,050	10,15,025	9,57,658
DYEING AND TANNING SUBSTANCES—										
Cutch and gambier Cwts.	3,650	3,691	3,379	3,212	4,019	79,719	71,941	79,659	66,981	68,483
Indigo	—	1	—	—	—	—	25	—	—	—
Myrobalans	91,053	140,079	138,913	126,642	101,195	5,74,609	10,24,734	9,63,322	8,47,989	6,86,620
Myrobalan extracts	2,597	3,323	3,778	3,798	2,618	24,121	42,719	51,209	48,616	33,461
Turmeric	5,226	5,983	7,074	6,850	7,076	66,302	1,03,529	1,32,277	1,17,756	1,12,234
Other sorts (including lac dye)	1,409	1,949	40	1,674	1,175	9,144	13,281	540	26,517	18,633
Total Dyeing and Tanning substances	103,631	155,929	158,634	142,076	116,083	7,53,895	12,56,228	12,27,007	11,07,859	9,19,436

INDIAN MERCHANDISE—continued

ARTICLES	QUANTITY					VALUE				
	1926-27	1927-28	1928-29	1929-30	1930-31	1926-27	1927-28	1928-29	1929-30	1930-31
FIBRE FOR BRUSHES AND BROOMS . . . Tons	204	212	201	236	195	74,064	78,327	74,043	80,509	76,609
FRUITS AND VEGETABLES Value	—	—	—	—	—	2,42,956	2,00,890	2,47,781	3,04,977	2,81,104
FURNITURE AND CARPENTRYWARE „	—	—	—	—	—	2,150	6,935	4,819	1,414	2,450
GRAIN, PULSE AND FLOUR—										
Barley . . . Tons	..	1,045	49	1,26,575	5,928
Maize . . . „	..	598	1,298	61,768	1,37,027
Pulse—										
Gram . . . „	1,139	2,473	1,609	75	945	1,55,084	3,17,308	2,01,295	10,944	98,800
Lentils . . . „	1,069	1,741	1,442	1,470	25	1,67,088	2,46,412	2,67,009	2,31,284	3,000
Other sorts . . . „	511	150	25	1	388	75,436	17,704	3,089	137	49,115
Total Pulse . . . „	2,719	4,364	3,076	1,546	1,358	3,97,608	5,81,424	4,72,293	2,42,365	1,50,915
Rice, not in the husk—										
Bulled rice . . . „	95	25	150	20,104	5,163	31,321
Cleaned rice . . . „	7	244	255	293	4,904	2,476	52,304	50,300	54,809	6,40,042
Broken cleaned rice . . . „	1,000	3,200	77,450	2,50,556
Total Rice not in the husk „	102	269	405	1,293	8,104	22,670	57,527	81,621	1,32,259	8,91,198
Wheat . . . „	13,400	20,499	2,703	2	5,266	21,10,100	30,18,605	3,89,570	435	5,26,700
Other sorts . . . „	5	5	11	6	..	1,000	1,021	3,205	946	69
Total Grain, Pulse, and Flour	16,226	26,780	7,542	2,847	14,728	25,31,378	38,40,915	10,80,644	3,76,005	15,68,882
GUMS AND RESINS . . . Cwts.	2,191	1,636	2,675	4,540	1,072	49,333	42,994	76,107	1,41,163	83,843
HIDES AND SKINS—RAW										
Hides, raw—										
Buffalo hide { Tons	44	85	128	42	14	30,393	80,103	1,07,810	30,924	14,209
{ —No.	—3,373	—9,675	—10,204	—3,705	—1,636					
Cow hides { Tons	118	66	197	85	32	1,02,312	94,111	2,48,183	80,835	19,719
{ —No.	—19,378	—15,675	—43,840	—14,177	—6,754					
Calf-skins—										
Buffalo calf { Tons	8	2	2	5	1	7,293	1,719	1,250	4,344	800
{ —No.	—3,950	—1,000	—700	—2,350	—500					
Cow calf { Tons	..	1	2	2	8	1,335	4,395	3,701	2,178	7,640
{ —No.	—700	—4,186	—1,372	—1,735	—5,850					
Total Hides, raw { Tons	170	154	329	134	55	1,41,833	1,80,328	3,60,949	1,18,281	42,423
{ —No.	—27,401	—30,536	—55,616	—21,967	—14,740					
Skins, raw—										
Goat skin { Tons	1,507	712	880	367	567	35,54,572	21,10,287	30,07,427	13,07,823	13,04,003
{ —No.	—1,895,321	—1,052,103	—1,549,740	—696,138	—798,414					
Sheep skins { Tons	7	74	168	237	197	19,510	1,13,457	2,52,467	3,57,569	2,83,682
{ —No.	—17,712	—95,493	—237,345	—329,391	—276,311					
Other skins { Tons	129	137	285	186	83	16,20,033	19,06,297	10,90,898	21,88,417	4,80,284
{ —No.	—1,331,735	—1,390,594	—1,484,149	—1,285,926	—465,677					
Total Hides and Skins, raw (excluding cuttings of hides and skins, raw) { Tons	1,812	1,077	1,662	924	902	53,36,948	43,10,369	57,10,741	30,72,090	21,15,397
{ —No.	—3,322,219	—2,568,726	—3,327,850	—2,333,922	—1,555,142					
HORNS, TIPS AND FIGURES OF HORN j . . . Cwts.	2,237	1,286	1,489	3,450	1,726	35,969	30,560	20,090	49,258	28,523
JEWELLERY (excluding IMITATION JEWELLERY AND PRECIOUS STONES AND PEARLS UNSET) ALSO PLATE OF GOLD AND SILVER . . . Value	—	—	—	—	—	15,925	..	300	..	12,54,860
Kapok . . . Cwts.	6,570	1,326	1,731	3,282	1,201	4,38,450	73,432	75,481	1,33,654	41,100
LAC—										
Button . . . „	1,560	827	1,205	1,561	1,511	1,77,523	1,34,399	1,69,834	1,85,739	1,17,541
Seed . . . „	1,638	922	1,207	1,149	1,581	1,19,744	1,08,007	1,40,399	1,17,057	84,122
Shell . . . „	14,572	8,271	9,691	11,708	11,195	15,12,201	11,56,094	12,17,818	12,88,547	6,66,076
Other kinds (excluding Lac-dye) . . . „	57	10	4,364	440	614	2,656	800	3,48,010	18,719	23,711
Total Lac . . . „	17,827	10,030	16,467	14,853	15,419	18,12,214	13,99,000	18,76,061	16,10,062	8,91,484

No. 13—continued
FRANCE—continued
EXPORTS THERETO—continued

INDIAN MERCHANDISE—continued

ARTICLES	QUANTITY					VALUE				
	1926-27	1927-28	1928-29	1929-30	1930-31	1926-27	1927-28	1928-29	1929-30	1930-31
Lacquered ware of Indian manufacturer. Value	—	—	—	—	—	R 2,322	R 3,208	R 6,438	R 6,311	R 2,609
LEATHER—										
Hides, tanned or dressed	1	600	2,100	600
Skins, tanned or dressed	5	1	2	1	1	1,06,035	33,676	80,395	3,560	10,670
MANURES—										
Bones, crushed	9,738	9,435	9,291	10,190	8,413	10,09,104	9,81,602	9,68,040	10,86,074	8,78,820
Bone meal	500	99	99	812	392	50,000	11,760	7,920	90,773	60,300
Other kinds	48	259	3,942	32,680	..
Total Manures	10,238	9,534	9,438	11,267	8,810	10,59,104	9,93,362	9,79,911	12,00,527	9,39,120
METALS AND ORES—										
Brass, Bronze, and similar alloys	16	63	37	45	18	3,545	17,134	6,195	9,626	3,302
Iron or steel	1,099	24,189
Chromite (chrome iron ore)	4,175	4,000	3,300	150	1,400	1,25,941	1,20,000	99,000	5,500	43,000
Ferro-manganese	2,500	1,500	100	1,200	..	15,000	45,000	6,500	7,200	..
Ferruginous manganese ore	8,600	4,000	3,460	19,210	2,000	51,600	24,000	43,800	1,15,260	16,000
Manganese ore	108,366	149,838	230,175	208,238	188,409	46,37,418	42,29,218	67,62,195	53,52,735	49,46,108
Wolfram ore	3	350	70	83	62	2,500	2,05,670	40,257	99,200	63,200
Metals and Ores, unenumerated	2,000	1,502	50	63	..	30,000	22,536	10,000	27,510	20
Total Metals and Ores	185,645	161,193	237,157	228,946	192,971	48,66,004	46,63,558	60,67,837	50,17,031	50,95,817
MICA—										
In blocks	834	839	1,723	1,306	707	1,91,469	3,18,185	3,64,156	3,03,532	1,59,664
" splittings	650	4,090	1,263	7,183	4,988	64,597	96,113	53,240	1,28,169	1,24,978
Total Mica	1,474	4,929	2,986	8,579	5,695	2,56,066	4,14,298	4,17,396	4,29,701	2,84,642
OILS—										
Essential—										
Lemon grass oil	35,393	28,649	37,240	16,756	12,576	6,11,391	5,07,392	6,14,006	2,33,432	1,72,934
Palmarosa	684	510	629	590	279	26,656	22,099	34,225	28,500	10,250
Sandalwood oil	2,256	2,641	6,082	6,088	4,516	3,00,170	3,68,636	8,33,054	10,28,248	6,83,701
Other sorts	70	49	14	..	30	2,718	2,100	625	..	1,975
Total Essential	38,403	31,849	43,965	23,434	17,401	9,40,935	9,00,227	15,32,810	12,88,180	8,68,910
Other sorts	..	1,183	62	482	1	..	664	500	826	3
Total of Oils	38,403	33,032	44,027	23,916	17,402	9,40,935	9,00,891	15,33,310	12,89,006	8,68,913
OIL CAKES	178	607	1,172	25,084	75,427	63,188
PARAFFIN WAX	880	200	131	1,045	545	1,72,854	91,000	59,605	4,75,475	2,47,676
Perfumery not being perfumed spirit	2,250	650	340	15,562	9,633
PRECIOUS STONES AND PEARLS, UNSET	9,875	11,331	7,947	44,609	6,763
PROVISIONS AND OILMAN'S STORES	7,931	9,885	21,664	8,322	3,171
RUBBER—										
Raw	321,360	2,88,602	438,600	621,343	264,320	3,49,320	2,83,623	2,97,481	3,45,669	93,520
SEEDS—										
Oil seeds—										
Essential—										
Fennel	..	27	76	15,662	41,251
Sava or du	..	3	39	84	27	..	11,716	10,624	26,208	3,384
Other sorts	1	35	1	..	33	225	940	240	..	10,552
Total Essential seeds	1	65	116	84	60	225	28,318	52,115	26,908	19,436

No. 13—continued
FRANCE—continued

EXPORTS THERE TO—continued

INDIAN MERCHANDISE—continued

ARTICLES	QUANTITY					VALUE				
	1926-27	1927-28	1928-29	1929-30	1930-31	1926-27	1927-28	1928-29	1929-30	1930-31
						R	R	R	R	R
SEEDS—contd.										
Oil seeds—contd.										
Non-essential—										
Castor . . . Tons	18,245	16,462	15,139	16,552	16,027	35,39,746	33,92,772	31,25,858	34,31,437	29,46,078
Cotton . . . "	..	3,000	1,860	2,62,500	1,35,890
Groundnuts . . "	125,379	151,199	216,150	210,866	172,232	3,25,86,576	3,82,38,166	5,25,72,047	4,85,08,811	2,87,38,440
Linseed . . . "	51,248	60,890	47,036	50,711	24,980	1,13,17,381	1,23,96,098	98,79,699	1,13,93,578	52,68,997
Mowra or mowra . . "	2,100	450	2,230	3,37,097	68,375	3,55,684
Mustard . . . "	596	1,461	2,376	1,539	1,466	1,78,878	4,26,504	6,63,813	4,58,236	3,80,564
Niger . . . "	76	165	1,239	1,508	..	17,875	33,479	2,40,058	2,89,764	..
Poppy . . . "	310	650	800	..	200	92,087	2,27,366	1,06,250	..	55,000
Rape . . . "	14,294	10,246	11,026	9,764	10,642	32,39,838	22,02,777	23,62,970	19,30,061	17,40,189
Sesamum (Ul or jinjil) "	200	2,744	3,036	535	..	54,760	6,99,642	3,40,600	1,19,525	..
Other sorts . . . "	243	275	50	473	75	37,775	41,625	6,312	56,843	6,625
Other than oil seeds . . "	119	166	115	55	227	23,340	35,547	26,501	25,393	50,165
Total Seeds . . . "	212,811	247,763	300,223	292,089	225,909	5,14,30,578	5,80,43,669	7,03,72,292	6,62,95,856	3,92,05,494
SPECIMENS ILLUSTRATIVE OF NATURAL SCIENCE Value	—	—	—	—	—	17,822	2,383	7,670	1,895	252
SPICES—										
Cardamoms . . . Cwts.	16	..	6	45	..	4,740	..	1,890	12,580	..
Ginger . . . "	..	106	..	200	3,050	..	6,150	..
Pepper . . . "	2,698	2,478	2,070	2,359	2,907	1,81,140	2,13,375	2,01,749	2,58,492	1,34,080
Other sorts . . . "	42	1,655	10	..
Total Spices . . . "	2,714	2,584	2,118	3,104	2,907	1,86,880	2,16,425	2,05,294	2,77,232	1,34,080
Stationery . . . Value	—	—	—	—	—	..	5,025	500	1,214	..
TEA, BLACK . . . Lbs.	146,488	349,106	109,954	203,995	130,198	1,05,183	3,08,869	86,906	1,54,732	64,366
TEXTILES—										
Cotton—										
Raw . . . Tons	22,018	32,985	36,376	45,159	41,370	2,24,98,138	3,35,76,229	3,56,43,279	3,92,29,999	2,68,23,327
Waste . . . Cwts.	14,341	7,481	10,374	13,656	17,990	2,97,540	2,02,802	2,98,396	2,74,818	2,75,696
Manufactures—										
Piece goods—										
Coloured, printed, or dyed . . . Yards	43,440	25,320	89,100	23,168	9,529	36,300
Other sorts of manufactures . . . Value	—	—	—	—	—	4,996	2,400	16,000	2,452	83
Total Cotton Manufactures (including twist and yarn) . . . "	—	—	—	—	—	28,164	11,929	52,300	2,452	83

No. 13—continued
FRANCE—continued

EXPORTS THERETO—continued

INDIAN MERCHANDISE—concluded

ARTICLES	QUANTITY					VALUE				
	1926-27	1927-28	1928-29	1929-30	1930-31	1926-27	1927-28	1928-29	1929-30	1930-31
						R	R	R	R	R
TEXTILES—continued										
Haberdashery and Millinery . . . Value	—	—	—	—	—	3,911	2,300	1,100	2,652	1,239
Hemp (chiefly sann)—										
Raw . . . Cwts.	18,078	17,512	24,516	20,068	21,956	4,10,452	3,02,859	3,78,256	3,23,476	2,91,704
Jute—										
Raw . . . Tons	89,943	109,493	109,984	100,473	89,268	3,48,28,180	3,69,99,612	4,04,06,688	3,91,64,575	1,84,65,451
Manufactures—										
Gunny bags . . No.	1,110,064	1,106,255	1,054,760	2,074,427	1,075,500	6,17,654	5,52,789	4,63,190	7,34,514	3,24,862
Gunny cloth . . Yards	298,000	1,000	—	25,000	..	51,797	175	..	4,000	..
Silk—										
Raw . . . Lbs.	97,459	78,497	57,447	10,294	..	14,82,485	11,36,439	5,61,238	1,48,300	..
Chasam or waste . . "	622,683	611,601	396,764	503,677	314,084	5,69,589	6,10,609	3,37,147	4,40,402	1,98,281
Cocoons . . . "	95,638	254,328	156,949	70,079	2,240	1,80,929	5,75,335	3,34,328	89,970	2,000
Total silk, raw . . "	815,780	944,426	611,160	584,050	316,324	22,32,958	23,22,383	12,32,718	6,78,672	2,00,281
Wool—										
Raw . . . Lbs.	202,918	146,655	418,385	363,524	114,688	1,36,594	1,18,262	3,29,642	1,86,068	1,01,890
Manufactures . . Value	—	—	—	—	—	9,760	15,049	20,050	84,238	11,733
TOYS AND REQUISITES FOR GAMES AND SPORTS including FISHING TACKLE, (other than FIREARMS) . Value	—	—	—	—	—	11,514	1,700	4,313	1,720	3,607
WAX OF ALL KINDS, other than PARAFFIN WAX (excluding candles) . Cwts.	474	58	97	50,161	5,840	8,300
WOOD AND TIMBER—										
Timber, other than railway sleepers—										
Teak wood . . Cubic Tons	..	1	21	46	551	..	340	6,320	13,938	2,05,574
Sandal Wood . . "	12	9	7	16	3	21,237	14,520	12,510	27,200	5,100
Other kinds of wood and timber . . Value	—	—	—	—	—	59,859	55,071	1,12,625	78,634	13,612
Manufactures of wood, other than furniture and cabinet ware . . "	—	—	—	—	—	205	..	2,300	1,733	1,925
Total Wood and Timber . . "	—	—	—	—	—	81,301	69,931	1,39,755	1,16,505	2,26,271
POSTAL ARTICLES . . "	—	—	—	—	—	25,06,012	11,78,509	9,09,956	12,07,360	12,44,675
ALL OTHER ARTICLES OF MERCHANDISE . . "	—	—	—	—	—	5,50,712	4,58,479	3,98,386	5,14,424	2,45,495
GRAND TOTAL . . "	—	—	—	—	—	13,81,27,104	15,96,83,906	17,76,75,363	16,81,00,449	11,08,00,025

FOREIGN MERCHANDISE

ARTICLES	QUANTITY					VALUE				
	1926-27	1927-28	1928-29	1929-30	1930-31	1926-27	1927-28	1928-29	1929-30	1930-31
ANIMALS, LIVING—										
Horses No.	3	3	1	7	7	40,000	21,000	5,060	32,000	30,500
Other kinds "	4	6	1	10	..	600	1,875	270	1,300	..
Total Animals, Living ..	7	9	2	17	7	40,600	22,875	5,270	33,300	30,500
APPAREL (including DRAPERY, UNIFORMS, ACCOUTREMENTS, BUT excluding HOSIERY AND BOOTS AND SHOS) . Value	—	—	—	—	—	20,129	26,451	8,788	55,002	22,171
ART WORKS OF "	—	—	—	—	—	480	48,200	3,060	1,334	950
CLOCKS AND WATCHES "	—	—	—	—	—	..	39,234	1,822	2,400	..
COAL AND COKE Tons	1,658	1,047	949	240	1,280	35,641	28,605	21,181	4,320	23,231
DRUGS AND MEDICINES (excluding CHEMICALS AND NARCOTICS) . Value	—	—	—	—	—	1,800	1,175	23,781	5,100	7,901
DYEING AND TANNING SUBSTANCES "	—	—	—	—	—	2,655	..	700	7,000	..
FRUITS AND VEGETABLES "	—	—	—	—	—	48,356	91,959	41,071	29,425	21,737
FURNITURE AND CABINET-WARE . Value	—	—	—	—	—	9,455	..	400	235	7,660
Glass and Glassware. "	—	—	—	—	—	2,565	560	409	8,605	2,345
GUMS AND RESINS—										
Arabic Cwts.	2,092	2,063	2,186	3,120	364	60,686	99,388	88,999	1,11,574	9,089
Olibanum or frankincense ..	1,851	3,893	3,151	4,119	3,311	87,490	1,60,043	1,36,975	1,65,224	1,13,618
Other sorts "	1,495	501	2,092	3,305	1,007	51,257	21,454	88,238	89,856	27,789
Total Gums and Resins ..	5,438	7,057	7,379	10,544	4,742	1,99,433	2,81,785	3,13,312	3,66,654	1,50,496
HARDWARE (excluding CUTLERY AND ELECTRO-PLATED WARE) "	—	—	—	—	—	23,619	78,335	15,551	37,782	3,276
HIDES AND SKINS, RAW—										
Skins, raw Tons	4	2	2	1	..	2,44,717	62,871	97,860	9,990	63,275
.. No.	—16,513	—8,268	—15,429	—5,659	—6,214	2,250	2,925	11,400
INSTRUMENTS, APPARATUS, AND APPLIANCES, AND PARTS THEREOF . Value	—	—	—	—	—	901	7,462	13,801	19,689	15,361
JEWELLERY (EXCLUDING IMITATION JEWELLERY AND PRECIOUS STONES AND PEARLS UNSET), ALSO PLATE OF GOLD AND SILVER "	—	—	—	—	—	3,800	12,000	950	29,200	4,150
LEATHER—										
Skins, tanned or dressed { Tons	2,250	2,925	11,400
.. No.	—438	—2,500	—2,710
LIQUORS Gals.	204	128	81	28	72	5,117	2,452	1,647	757	1,057
MACHINERY AND MILL-WORK Value	—	—	—	—	—	19,881	15,633	8,550	7,314	7,833
METALS AND ORES—										
Iron or Steel—										
Bars and Channels Tons	..	2	5	6,638	1,000	..	3,060
OILS. Gals.	1	156	..	3	643	221	6,610	..	230	1,912
PERFUMERY (NOT BEING PREPARED SPIRITS) . Value	—	—	—	—	—	3,956	9,981	12,566	4,806	4,408
RUBBER MANUFACTURES "	—	—	—	—	—	6,830	1,396	2,597	7,223	52,990
SUGAR—										
Sugar, 16 Dutch Standard and above Tons	..	301	20	60,647	5,985
TEXTILES—										
Cotton, raw "	94	..	10	..	5	1,70,350	..	19,080	..	9,000
Cotton manufactures—										
Piecegoods Yards	11,815	3,600	660	..	100	3,964	1,600	570	..	56
Haberdashery and Millinery. Value	—	—	—	—	—	1,399	1,950	3,460	285	2,733
Wool, raw Lbs.	24,441	21,504	111,104	19,028	40,830	23,200	19,800	66,500	10,550	35,700
.. manufactures . Value	—	—	—	—	—	91,061	1,49,870	4,82,423	3,08,818	16,645
VEHICLES (excluding LOCOMOTIVES, ETC., FOR RAILWAYS)—										
Carriages and carts (excluding railway carriages), and parts thereof "	—	—	—	—	—	23,968	3,890	11,095	9,980	46,694
Other sorts "	—	—	—	—	—	1,39,970	50,810	14,615	86,294	60,425
POSTAL ARTICLES "	—	—	—	—	—	4,45,564	2,54,373	2,14,173	1,56,456	1,60,850
ALL OTHER ARTICLES OF MERCHANDISE "	—	—	—	—	—	36,533	35,675	59,310	56,375	99,992
GRAND TOTAL "	—	—	—	—	—	16,11,555	13,12,337	14,58,612	12,11,875	8,67,818
GRAND TOTAL OF INDIAN AND FOREIGN MERCHANDISE "	—	—	—	—	—	13,97,33,669	16,09,96,243	17,01,23,975	16,93,62,324	11,16,67,843

No. 13—continued

SPAIN

IMPORTS THEREFROM

ARTICLES	QUANTITY					VALUE				
	1926-27	1927-28	1928-29	1929-30	1930-31	1926-27	1927-28	1928-29	1929-30	1930-31
COAL AND COKE—						R	R	R	R	R
Coal Tons	860	—	—	80	—	10,500	—	—	950	—
COKE MANUFACTURES . Cwts.	1,110	1,307	1,360	650	1,142	93,202	1,05,373	1,10,562	75,222	93,037
DRUGS AND MEDICINES excluding CHEMICALS AND NARCOTICS Value	—	—	—	—	—	1,579	11,400	2,384	4,115	11,031
DYEING AND TANNING SUBSTANCES—										
Cochineal Cwts.	—	6	—	197	848	—	1,854	—	39,618	1,53,647
Cutch and gambel "	—	—	—	—	47	—	—	—	—	11,180
Saffron Lbs.	17,404	27,084	25,806	49,550	49,036	3,75,740	7,12,819	6,00,081	8,97,061	8,55,912
Other sorts Value	—	—	—	—	—	—	—	118	—	3,148
Total Dyeing and Tanning substances "	—	—	—	—	—	3,75,740	7,14,673	6,00,199	9,36,679	10,23,867
FRUITS AND VEGETABLES: DRY, SALTED OR PRESERVED, NOT BEING CANNED OR BOTTLED—										
Almonds Tons	57	17	217	162	310	55,836	15,270	1,60,120	1,33,252	2,07,824
Other sorts of fruits and vegetables Value	—	—	—	—	—	4,228	5,833	10,904	11,160	7,950
Total fruits and vegetables "	—	—	—	—	—	50,564	21,112	1,71,024	1,44,422	2,15,774
GLASS AND GLASSWARE—										
Beads and false pearls Cwts.	—	18	36	8	11	—	11,072	12,478	13,965	15,164
Other glassware Value	—	—	—	—	—	10	—	—	50	—
Total Glass and Glassware "	—	—	—	—	—	10	11,072	12,478	14,015	15,164
LIQUORS (including METHYLATED AND PERFUMED SPIRITS—										
Wines—										
Still red wines other than port "	11,008	7,875	10,220	9,641	9,689	26,807	20,834	29,980	26,810	26,732
Sherry, Madeira, and Marsala "	1,843	1,515	1,799	3,485	2,992	22,414	16,449	23,739	41,231	33,357
Other sorts "	4,881	4,080	5,331	4,693	4,287	18,869	14,691	18,917	32,876	18,747
Total Wines "	17,732	13,470	17,370	17,819	17,968	68,090	51,974	72,636	90,917	78,836
Other sorts of liquors "	189	139	—	87	98	4,122	3,886	—	2,881	1,412
Total Liquors "	17,921	13,609	17,370	17,906	18,066	72,212	55,870	72,636	93,798	80,248
MACHINERY AND MILLWORK—										
Textile machinery—										
Cotton—										
Spinning machinery, value	—	—	—	—	—	—	33,761	89,712	1,41,192	1,59,768
METALS AND ORES—										
Copper—										
Downrought—										
Bars, ingots, cakes, bricks, and slabs Cwts.	—	700	—	—	—	—	30,024	—	—	—
Quicksilver Lbs.	1,875	9,750	16,520	20,498	4,510	4,948	14,154	66,664	91,385	18,078
PAINTS AND PAINTERS' MATERIALS—										
Paints and colours Cwts.	1,806	618	1,032	763	711	18,601	4,756	7,536	5,104	5,099
Paper and Pastebord "	—	163	1,255	361	2	75	3,849	21,623	7,370	564
PROVISIONS AND OILMAN'S STORES—										
Canned and bottled provisions Tons	47	65	84	156	129	3,782	21,172	6,979	7,963	6,895
SALT	57,332	83,552	58,914	69,368	66,916	14,09,039	23,56,227	13,95,963	14,18,548	18,27,470
POSTAL ARTICLES NOT SPECIFIED Value	—	—	—	—	—	139	86	1,156	620	755
ALL OTHER ARTICLES OF MERCHANDISE "	—	—	—	—	—	9,540	20,439	29,847	41,995	24,480
GRAND TOTAL "	—	—	—	—	—	20,58,891	84,03,400	26,78,318	29,78,101	29,83,025

EXPORTS THERETO

INDIAN MERCHANDISE

ARTICLES	QUANTITY					VALUE				
	1926-27	1927-28	1928-29	1929-30	1930-31	1926-27	1927-28	1928-29	1929-30	1930-31
COPE MANUFACTURED (excluding ROPE) Tons	67	120	64	85	181	R 24,600	R 34,143	R 16,780	R 27,090	R 59,775
DRUGS AND MEDICINES excluding CHEMICALS AND NARCOTICS—										
Senna Cwts.	709	285	105	—	280	3,520	3,525	1,750	—	3,220
Other sorts Value	—	—	—	—	—	250	—	—	5,728	—
Total Drugs, etc. "	—	—	—	—	—	3,770	3,525	1,750	5,728	3,220
DYEING AND TANNING SUBSTANCES—										
Myrobalans Cwts.	505	—	—	2,000	541	2,400	—	—	12,000	2,375
Other sorts "	50	—	100	120	190	921	—	1,941	2,451	4,263
Total Dyeing and Tanning substances "	555	—	100	2,120	731	3,321	—	1,949	14,451	6,638

No. 13—continued
 SPAIN—continued
 EXPORTS THERETO—continued

INDIAN MERCHANDISE—continued

ARTICLES	QUANTITY					VALUE				
	1926-27	1927-28	1928-29	1929-30	1930-31	1926-27	1927-28	1928-29	1929-30	1930-31
FIBRE FOR BRUSHES AND BROOMS Cwts.	2	7	..	2,146	51	600	2,025	..	86,892	14,650
FODDER, BRAN AND POLLARDS (excluding OIL-CAKE) Tons	111	17,436
Fruits and vegetables Value	—	—	—	—	—	1,400	7,100	..	1,600	1,030
Grain, Pulse, and Flour—										
Rice not in the husk—										
Boiled rice Tons	..	164	26,040
Cleaned rice "	..	5,550	23,958	7,62,000	30,00,609
Other sorts of grain and pulse "	..	20	1,100	2,950	1,52,818
Total Grain, Pulse and Flour "	..	5,784	25,058	7,91,890	31,52,927
HIDES AND SKINS, RAW—										
Hides, raw—										
Buffalo hides Tons	18	142	378	147	62	11,632	1,28,812	3,61,579	1,58,340	52,425
Cow hides Tons	4,400	32,791	62,869	41,700	10,650	26,29,925	18,20,416	25,48,369	24,48,876	12,89,857
Calf skins Tons	2,581	1,558	2,058	2,000	1,559
Total Hides, raw Tons	7,569	35,489	67,905	45,700	22,879	38,000	2,86,617	3,86,212	3,77,794	2,07,290
Skins, Raw—										
Goat skins Tons	4	65	163	1	12	20,000	1,40,890	3,78,987	2,000	17,969
Sheep skins Tons	10,000	100,560	288,749	1,000	12,500	900	..	3,825
Total Skins, raw Tons	10,004	100,625	288,912	1,001	12,512	20,900	1,40,890	3,81,812	2,000	17,969
Total of Hides and Skins, raw Tons	2,825	1,998	2,873	2,476	1,860	29,92,118	23,76,285	36,27,972	20,82,010	15,67,541
No.	745,077	582,477	915,787	618,565	433,677
KAPOK Cwts.	269	643	877	779	1,415	16,995	32,161	38,336	29,536	41,542
BAG—										
Button "	44	26	11	29	59	3,840	3,728	1,410	4,400	5,078
Shell "	714	848	1,609	2,654	2,049	70,287	1,14,658	2,01,813	2,76,627	1,28,276
Oil cakes—										
Groundnut cake Tons	..	50	6,000
PARAFFIN WAX "	100	200	320	4,015	1,349	45,500	90,975	1,45,600	18,26,825	6,22,999
SEEDS—										
Non-essential—										
Castor "	2,025	2,400	2,175	2,800	3,250	3,85,889	4,82,650	4,38,280	5,50,263	5,24,987
Groundnuts "	4,000	6,976	695	100	550	10,22,390	17,48,680	1,69,478	22,500	79,249
Linseed "	5,534	3,825	7,425	7,025	8,645	11,94,447	8,18,654	15,72,740	17,03,235	17,64,485
Niger "	50	151	300	810	..	18,400	37,647	55,250	62,740	..
Rape "	600	1,200	585	100	260	1,42,000	2,91,550	1,28,125	18,000	38,800
Sesamum (til or jinjil) "	160	100	24,750	21,000	..
Others "	151	..	128	420	25	25,062	..	21,960	88,204	3,940
Total non-essential Seeds "	12,360	14,552	11,406	10,855	12,730	27,83,188	33,74,181	24,05,583	24,65,942	24,11,411
Total Seeds "	12,360	14,552	11,406	10,855	12,730	27,83,188	33,74,181	24,05,583	24,65,942	24,11,411
SPICES Cwts.	100	120	10,000	6,900
TEXTILES—										
Cotton—										
Raw Tons	9,625	10,978	13,539	14,281	18,938	80,71,548	1,05,30,632	1,30,69,855	1,21,78,039	1,15,79,456
Waste Tons	491	493	1,366	1,035	2,518	14,020	14,091	44,100	26,500	38,180
Manufactures (including Twist and yarn) Value	9,887	1,300	4,375	650
Hemp (chiefly sunn), raw Cwts.	1,957	1,156	2,237	2,112	2,571	43,960	22,235	35,400	39,850	44,470
Jute, raw Tons	33,371	45,184	42,881	44,720	33,020	1,21,72,777	1,62,02,774	1,55,24,706	1,54,00,224	69,24,516
Jute manufactures (including twist and yarn) Value	66,759	..	4,702	..	8,694
Postal Articles "	105	7
ALL OTHER ARTICLES OF MERCHANDISE "	2,57,984	4,87,690	8,02,649	7,05,328	2,71,684
GRAND TOTAL "	2,74,05,098	3,31,04,027	3,90,76,839	3,60,33,457	2,37,31,685

FOREIGN MERCHANDISE

ARTICLES	QUANTITY					VALUE				
	1926-27	1927-28	1928-29	1929-30	1930-31	1926-27	1927-28	1928-29	1929-30	1930-31
ANIMALS LIVING—										
Horses No.	3	10,000
TEXTILES—										
Cotton, raw Tons	36	9	..	19	..	68,000	15,000	..	27,300	..
ALL OTHER ARTICLES OF MERCHANDISE Value	1,606	3,600	2,250	4,232	3,900
GRAND TOTAL "	69,606	18,600	12,250	31,532	3,900
GRAND TOTAL OF INDIAN AND FOREIGN MERCHANDISE "	2,74,74,704	3,31,22,627	3,90,89,089	3,60,64,989	2,37,35,585

No. 13—continued
GIBRALTAR
IMPORTS THEREFROM

ARTICLES	QUANTITY					VALUE				
	1926-27	1927-28	1928-29	1929-30	1930-31	1926-27	1927-28	1928-29	1929-30	1930-31
DYEING AND TANNING SUBSTANCES—						£	£	£	£	£
Saffron Lbs.	7,184	3,100	3,81,396	1,38,715
LIQUORS including DENATURIZED AND PERFUMED SPIRITS—										
Spirits Gals.	1	275	9	42	84	20	8,370	344	862	396
Wines—										
Port "	1,476	960	234	352	296	25,676	17,046	4,006	6,208	5,036
Sherry, Madeira and Marsala . . . "	2,328	2,529	1,777	1,698	2,006	34,879	38,804	25,238	28,484	35,048
Other sorts . . . "	622	65	105	127	50	8,891	640	1,684	2,012	975
Total Wines . . . "	4,421	3,554	2,116	2,177	2,352	69,446	56,490	30,928	36,704	40,354
Total Liquors . . . "	4,422	3,829	2,125	2,219	2,386	69,466	64,860	31,272	37,566	40,750
Salt Tons	2,236	—	49,123
POSTAL ARTICLES NOT SPECIFIED . . . Value	—	—	—	—	—	39,198	57,148	33,503	19,554	16,158
ALL OTHER ARTICLES OF MERCHANDISE . . . "	—	—	—	—	—	18,825	23,531	27,672	11,910	22,828
GRAND TOTAL . . . "	—	—	—	—	—	5,08,885	2,84,254	92,537	69,030	1,28,857

EXPORTS THERETO

INDIAN MERCHANDISE

ARTICLES	QUANTITY					VALUE				
	1926-27	1927-28	1928-29	1929-30	1930-31	1926-27	1927-28	1928-29	1929-30	1930-31
GRAIN, PULSE AND FLOUR—						£	£	£	£	£
Wheat flour . . . Tons	316	88,999	85	..
Other sorts "	1	165	160	..	165	118
Total Grain, Pulse and Flour . . . "	316	1	89,164	160	..	200	118
METALS AND ORES—										
Brass, Bronze and similar alloys, wrought . . Cwts	30	74	54	85	55	4,875	12,365	8,084	14,650	7,622
Manganese Ore . . Tons	1,000	2,000	30,000	48,000
Provisions and Oil-man's stores . . . Value	—	—	—	—	—	530	325	11,867
TEXTILES—										
Cotton—										
Manufactures including twist and yarn . . Value	—	—	—	—	—	200	3,780	7,370	10,900	4,250
Jute, Gunny bags . . No.	20,000	17,098
Manufactures of wood other than furniture and cabinet ware . Value	—	—	—	—	—	1,350	2,945	2,884	6,500	11,470
POSTAL ARTICLES . . . "	—	—	—	—	—	8,071	6,744	3,376	5,702	5,016
ALL OTHER ARTICLES OF MERCHANDISE . . . "	—	—	—	—	—	9,227	10,956	5,749	4,410	6,291
GRAND TOTAL . . . "	—	—	—	—	—	1,29,985	86,850	27,943	72,687	94,634

GIBRALTAR
PORTUGAL

(328)

No. 13—continued
GIBRALTAR—continued
EXPORTS THERE TO—continued

FOREIGN MERCHANDISE

ARTICLES	QUANTITY					VALUE				
	1926-27	1927-28	1928-29	1929-30	1930-31	1926-27	1927-28	1928-29	1929-30	1930-31
POSTAL ARTICLES . . . Value	—	—	—	—	—	£ 5,730	£ 1,817	£ 918	£ 653	£ 465
ALL OTHER ARTICLES OF MERCHANDISE . . . "	—	—	—	—	—	150	5,490	8,075	1,358	720
GRAND TOTAL . . . "	—	—	—	—	—	5,880	7,316	9,593	2,011	1,185
GRAND TOTAL OF INDIAN AND FOREIGN MERCHANDISE . . . "	—	—	—	—	—	1,85,874	44,200	37,536	74,698	95,819

PORTUGAL
IMPORTS THEREFROM

ARTICLES	QUANTITY					VALUE				
	1926-27	1927-28	1928-29	1929-30	1930-31	1926-27	1927-28	1928-29	1929-30	1930-31
CERE MANUFACTURES .Cwts.	521	744	1,300	1,116	2,270	£ 56,421	£ 66,270	£ 1,28,042	£ 1,07,504	£ 2,05,024
LIQUORS, including DENATURIZED AND PERFUMED SPIRITS—										
Spirit—										
Brandy . . . Gals.	5	5,255	—	25	..	58	56,538	..	198	..
Wines—										
Port . . . "	13,101	12,076	12,663	11,595	8,213	1,26,022	1,28,080	1,15,668	1,17,442	88,884
Other sorts . . . "	2,281	1,726	1,043	2,682	1,272	12,977	10,907	5,362	8,888	6,280
Total Wines . . . "	15,382	13,802	13,706	14,277	9,485	1,38,999	1,38,987	1,21,016	1,26,330	95,164
Other sorts of liquors . . . "	..	36	59	172	276	..	694	1,117	2,338	4,219
Total Liquors . . . "	15,387	13,838	13,765	14,474	9,761	1,39,052	1,39,681	1,22,132	1,28,668	99,383
PROVISIONS AND OILMAN'S STORES (including FISH AND FRUITS AND VEGETABLES CANNED OR BOTTLED)—										
Canned and bottled provisions—										
Tinned or canned fish Cwts.	8,093	7,141	4,325	893	754	4,18,009	3,29,665	1,66,199	34,501	29,764
POSTAL ARTICLES NOT SPECIFIED . . . Value	—	—	—	—	—	..	15	1,025	16,803	805
Stationery . . . "	—	—	—	—	—	16	0	21,515
ALL OTHER ARTICLES OF MERCHANDISE . . . "	—	—	—	—	—	11,435	13,965	12,136	28,830	75,310
GRAND TOTAL . . . "	—	—	—	—	—	6,24,933	6,08,174	4,29,534	3,15,513	4,30,821

PORTUGAL—continued

EXPORTS THERETO

INDIAN MERCHANDISE

ARTICLES	QUANTITY					VALUE				
	1926-27	1927-28	1928-29	1929-30	1930-31	1926-27	1927-28	1928-29	1929-30	1930-31
COIR MANUFACTURED (excluding ROPM) . . . Tons	42	102	106	..	106	R 15,465	R 37,440	R 37,787	R ..	R 32,085
GRAIN, PULSE AND FLOUR . . . "	11,880	12,542	8,204	12,852	5,495	20,49,493	19,77,923	12,18,720	17,26,636	6,09,715
Hides and Skins—										
Hides, raw . . . { Tons. =No.	13 =2,800	12 =2,400	8 =900	6 =1,000	..	11,770	13,714	7,875	5,252	..
Lac . . . { Cwts.	60	978	7,800	1,25,991	..
TEXTILES—										
Cotton, raw . . . Tons	19	20	20	195	163	20,740	16,500	20,625	1,72,320	85,850
Hemp, raw . . . Cwts.	89	824	1,707	3,185	4,580	4,000	13,300	29,750	57,022	72,816
Jute—										
Raw . . . Tons	..	134	330	771	803	..	45,000	1,33,150	2,83,471	2,01,467
Manufactures—										
Gunny bags . . . No.	19,800	..	30,000	11,781	..	14,925
ALL OTHER ARTICLES OF MERCHANDISE . . . Value	—	—	—	—	—	4,548	4,687	6,376	16,260	3,541
GRAND TOTAL . . . "	—	—	—	—	—	21,17,797	21,08,464	14,76,958	23,87,452	9,05,814

FOREIGN MERCHANDISE

ARTICLES	QUANTITY					VALUE				
	1926-27	1927-28	1928-29	1929-30	1930-31	1926-27	1927-28	1928-29	1929-30	1930-31
TOTAL VALUE	—	—	—	—	—	R 2,740	R 400	R 4,053	R ..	R ..
GRAND TOTAL OF INDIAN AND FOREIGN MER- CHANDISE . . . Value	—	—	—	—	—	21,20,537	21,08,864	14,81,011	23,87,452	9,05,814

MALTA AND GOZO

IMPORTS THEREFROM

ARTICLES	QUANTITY					VALUE				
	1926-27	1927-28	1928-29	1929-30	1930-31	1926-27	1927-28	1928-29	1929-30	1930-31
POPULAR ARTICLES NOT SPECIFIED . . . Value	—	—	—	—	—	R 87	R 212	R 660	R 210	R 153
ALL OTHER ARTICLES OF MERCHANDISE . . . "	—	—	—	—	—	11,945	2,322	5,378	6,157	140
GRAND TOTAL . . . "	—	—	—	—	—	11,942	2,534	6,038	6,367	292

EXPORTS THERETO

INDIAN MERCHANDISE

ARTICLES	QUANTITY					VALUE				
	1926-27	1927-28	1928-29	1929-30	1930-31	1926-27	1927-28	1928-29	1929-30	1930-31
METALS AND ORNS . . . TONS	1	2	2	3	2	4,900	6,500	5,534	6,900	5,161
TEXTILES—										
Cotton manufactures (in- cluding twist and yarn) Value	—	—	—	—	—	25,060	22,940	17,638	18,741	5,566
ALL OTHER ARTICLES OF MERCHANDISE . . . "	—	—	—	—	—	9,554	3,010	7,538	8,874	7,482
GRAND TOTAL . . . "	—	—	—	—	—	40,414	32,450	30,710	34,015	18,151

FOREIGN MERCHANDISE

ARTICLES	QUANTITY					VALUE				
	1926-27	1927-28	1928-29	1929-30	1930-31	1926-27	1927-28	1928-29	1929-30	1930-31
TOTAL VALUE	—	—	—	—	—	500	262	12,328	6,770	2,080
GRAND TOTAL OF INDIAN AND FOREIGN MER- CHANDISE . . . Value	—	—	—	—	—	40,914	32,712	43,038	40,785	20,231

SWITZERLAND

IMPORTS THEREFROM

ARTICLES	QUANTITY					VALUE				
	1926-27	1927-28	1928-29	1929-30	1930-31	1926-27	1927-28	1928-29	1929-30	1930-31
APPAREL (excluding HOSIERY AND BOOTS AND SHOES)—						R	R	R	R	R
Apparel (including drapery uniforms, accoutrements) . . . Value	—	—	—	—	—	35,485	41,155	40,817	41,813	6,019
Hats, caps, bonnets and hatter's ware . . . "	—	—	—	—	—	9,681	7,890	3,408	1,828	5,522
BOOKS PRINTED AND PRINTED MATTER (NOT BEING STA- TIONERY) including MAPS AND CHARTS . . . Owt.	48	280	53	45	76	5,282	14,109	7,213	6,544	6,187
BOOTS AND SHOES—										
Of leather . . . Pairs	5,466	2,035	1,034	1,978	411	49,280	20,591	9,071	18,277	3,388
of other materials . . . "	1,838	219	861	1,287	663	14,810	1,833	7,497	5,625	4,623
CHEMICALS AND CHEMICAL PREPARATIONS excluding CHEMICAL MANURES AND MEDICINES . . . Value	—	—	—	—	—	27,491	1,14,686	42,511	62,271	87,157
CLOCKS AND WATCHES AND PARTS THEREOF—										
Clocks and time-pieces . . . No.	17,727	16,505	23,447	40,277	21,345	65,723	63,453	87,288	1,08,171	74,474
Watches	226,454	190,166	231,326	205,717	108,295	7,06,947	6,85,317	6,85,336	4,79,282	2,14,031
Parts of clocks and watches . . . Value	—	—	—	—	—	6,114	9,931	15,672	13,152	1,138
Total Clocks and Watches, etc. :	—	—	—	—	—	7,78,784	7,08,701	7,38,291	6,00,555	2,89,643

No. 13—continued
 SWITZERLAND—continued
 IMPORTS THEREFROM—continued

ARTICLES	QUANTITY					VALUE				
	1926-27	1927-28	1928-29	1929-30	1930-31	1926-27	1927-28	1928-29	1929-30	1930-31
DRUGS AND MEDICINES (excluding CHEMICALS AND NARCOTICS) . . . Value	—	—	—	—	—	R 6,467	R 38,492	R 2,24,036	R 4,14,962	R 3,86,430
DYEING AND TANNING SUBSTANCES— Dyes obtained from Coal tar— Alizarine Lbs.	82,652	84,546	17,920	49,840	40,820	42,891	48,549	8,217	24,561	20,855
Aniline "	408,943	520,442	886,754	706,557	486,895	7,10,427	10,08,089	8,64,899	19,17,445	16,31,775
Indigo, synthetic Cwts.	141	1,605	22,572	2,63,730
Others Value	2,565	4,540	942	1,08,420	40,997
Total Dyeing and Tanning substances "	—	—	—	—	—	7,55,883	10,58,178	8,74,058	20,72,998	19,57,357
GELATINE Cwts.	173	68	288	815	295	18,829	6,210	26,149	30,057	26,982
GLASS AND GLASSWARE . Value	—	—	—	—	—	13	1,284	13,789	48,085	32,814
HARDWARE, excluding CUTLERY AND ELECTRO- PLATED WARE "	—	—	—	—	—	21,986	27,831	19,322	14,561	8,263
INSTRUMENTS, APPARATUS, AND APPLIANCES, AND PARTS THEREOF— Electrical including telegraph and tele- phone apparatus not being machinery "	—	—	—	—	—	16,318	22,256	38,091	86,127	70,483
Musical "	—	—	—	—	—	1,08,685	1,07,793	1,54,556	1,62,188	1,11,338
Other kinds "	—	—	—	—	—	14,365	7,205	4,007	4,608	20,605
Total Instruments, etc. "	—	—	—	—	—	1,39,368	1,37,254	1,96,654	2,52,871	2,02,426
Jewellery excluding Imita- tion jewellery etc. "	—	—	—	—	—	10,544	2,734	1,434	31,718	11,412
Liquors including dena- tured and perfumed spirits Gals.	177	370	182	582	304	4,536	10,107	10,042	23,602	11,363
MACHINERY AND MILLWORK— Prime-movers (other than electrical)— Other than Locomotives— Oil engines No.	6	7	15	11	7	45,256	1,57,049	1,96,505	94,156	85,952
Parts of oil engines Value	—	—	—	—	—	6,497	7,396	12,552	41,900	47,163
Steam engines No.	—	—	1	1	1	2,73,628	45,418	21,511
Other sorts Value	—	—	—	—	—	480	1,597	18,682	77,544	3,58,838
Total prime-movers (other than electrical) "	—	—	—	—	—	52,233	1,66,042	5,01,367	2,59,018	5,18,464
Electrical machinery of all kinds— Control and Switch gear "	—	—	—	—	—	4,741	36,763	6,596	6,973	2,517
Generators, alternators and dynamos "	—	—	—	—	—	7,514	23,072	3,468	1,07,785	4,321
Motors "	—	—	—	—	—	10,840	23,209	5,771	17,160	23,264
Transformers "	—	—	—	—	—	3,157	7,678	212	9,771	59,589
Turbo generating sets "	—	—	—	—	—	92,075	1,06,477	..
Others "	—	—	—	—	—	6,931	64,321	21,690	34,328	10,512
Total Electrical machinery of all kinds "	—	—	—	—	—	32,183	1,65,042	1,29,812	2,81,444	1,00,153
Machinery not being prime- movers or electrical machinery— Oil crushing "	—	—	—	—	—	3,177	13,559	556
Rice and flour mill machinery "	—	—	—	—	—	967	6,101	20,029	67,348	34,584
Saw mill and wood working machinery "	—	—	—	—	—	2,850	..	3,375	17,899	..
Sewing and knitting machines No.	..	25	13	113	107	2,723	3,302	5,498	17,402	7,472
Textile machinery . Value	14,448	20,769	20,505	48,782	1,39,544
Other sorts of machinery "	—	—	—	—	—	2,19,218	84,639	4,13,549	75,548	1,60,162
Total Machinery and Mill- work "	—	—	—	—	—	3,25,620	4,40,836	10,97,312	7,81,000	9,55,935
ALUMINUM AND ORES— Aluminium— Unwrought (ingots, blocks, bars, etc.) Cwts.	200	300	160	14,305	20,684	9,931
Wrought— Circles "	3,172	9,850	12,303	12,812	6,148	2,91,012	8,30,840	9,57,492	9,08,655	4,64,664
Sheets "	..	138	372	654	134	..	10,251	27,810	44,183	9,605
Other manufactures "	107	661	624	628	125	15,480	50,455	68,100	82,182	24,577

No. 13—continued
 SWITZERLAND—continued
 IMPORTS THEREFROM—continued

ARTICLES	QUANTITY					VALUE				
	1926-27	1927-28	1928-29	1929-30	1930-31	1926-27	1927-28	1928-29	1929-30	1930-31
METALS AND ORES—continued										
Brass, Bronze, and similar alloys and manufactures thereof . Cwts.	80	51	688	3	135	3,350	2,248	51,381	427	6,117
German silver . . . "	—	—	20	100	418	—	—	2,183	16,240	33,022
Iron or Steel . . . Tons	10	30	6	—	1	4,122	16,448	3,816	909	2,045
OILS . . . Gals.	113	270	467	323	430	18,263	9,231	20,076	31,733	27,455
PAPER AND PASTEBOARD—										
Paper manufactures . Cwts.	105	45	70	49	17	5,195	2,907	3,055	4,221	1,532
Other kinds of paper . . . "	234	580	53	78	126	8,207	13,134	1,703	5,095	4,599
Pasteboard, millboard, and cardboard of all kinds . . . "	18	28	78	114	49	2,875	2,190	3,585	6,072	5,305
Total Paper and Pasteboard . . . "	357	653	207	241	192	16,277	18,371	8,348	15,388	11,436
PRINTING AND LITHOGRAPHING MACHINERY AND MATERIALS . . . Value	—	—	—	—	—	88	259	1,084	392	24,000
PROVISIONS AND OILMAN'S STORES including FISH AND FRUITS AND VEGETABLES, CANNED OR BOTTLED—										
Canned and bottled provisions . Cwts.	272	187	246	325	450	28,143	20,164	25,988	26,331	33,295
Cheese (including canned) . . . "	181	629	786	907	1,105	29,195	94,430	1,14,018	1,27,362	1,16,708
Cocon and chocolate . . . "	1,146	433	473	250	971	93,179	37,354	66,980	19,245	83,502
Confectionery . . . "	2,200	1,638	1,736	1,641	1,910	2,00,239	1,95,227	1,56,105	1,32,900	1,55,521
Farinaceous and patent foods—										
Milk foods for infants and invalids (wholly or mainly milk) . . . "	146	88	278	671	129	22,259	13,534	27,399	45,421	19,144
Other sorts . . . "	1	—	3	6	8	170	—	356	332	766
Total Farinaceous and patent foods . . . "	147	88	281	677	137	22,429	13,534	28,255	45,753	19,910
Milk, condensed and preserved . . . "	14,503	17,867	31,758	23,149	9,635	7,13,836	8,61,072	16,72,792	11,75,640	4,99,958
Other sorts of provisions Value	—	—	—	—	—	150	11,700	33,261	6,159	9,732
Total Provisions and Oilman's stores, etc. . . . "	—	—	—	—	—	10,87,171	12,33,981	20,97,489	15,83,888	9,18,676
STATIONERY (including paper) . . . "	—	—	—	—	—	10,389	5,327	6,275	15,290	6,214
TEXTILES—										
Cotton—										
Twist and yarn, . . . Lbs.	691,130	434,059	360,431	694,410	73,600	9,92,620	6,20,750	4,96,951	9,75,040	93,262
Manufactures— Handkerchiefs and shawls in the piece— Handkerchiefs . . . No.	126,204	18,000	27,926	14,832	3,600	28,673	4,430	3,254	5,034	255
Hosiery—										
Underwear . . . Dozens	1,336	1,457	298	680	123	14,345	9,097	2,698	5,323	922
Lace and patent net . . . Yards	89,632	136,672	208,007	141,992	38,910	38,504	95,877	1,14,809	69,121	20,861
Piece goods—										
Grey (unbleached) . . . "	—	4,023	—	—	541	—	1,111	—	—	453
White (bleached) . . . "	8,643,416	12,176,183	8,710,617	8,584,401	5,444,305	44,72,394	55,84,404	36,84,523	35,22,373	18,98,116
Coloured, printed, or dyed— Printed goods . . . "	532,261	612,686	435,336	221,363	75,061	3,06,158	2,43,750	2,00,147	1,05,299	30,669
Dyed goods . . . "	1,858,860	1,107,523	1,455,920	1,083,234	424,904	12,64,615	8,46,985	11,24,159	7,08,879	2,29,414
Woven coloured goods . . . "	769,088	806,330	400,478	281,776	185,564	7,13,202	7,72,083	3,67,443	2,13,584	1,24,266
Fents of all descriptions . . . "	69,735	188,181	171,399	105,244	46,043	59,156	67,123	73,908	33,427	11,431
Other sorts of manufactures . . . Value	—	—	—	—	—	5,559	2,233	134	17,934	16,222
Total Cotton manufactures (including twist and yarn) . . . "	—	—	—	—	—	79,00,231	82,47,393	60,73,026	56,50,069	24,25,371
Haberdashery and millinery—										
Lace and embroidery . . . "	—	—	—	—	—	13,27,123	13,99,594	8,97,134	4,72,177	3,50,337
Other sorts . . . "	—	—	—	—	—	4,08,077	6,45,511	4,01,591	3,76,412	1,30,324

No. 13—continued

SWITZERLAND—continued

IMPORTS THEREFROM—concluded

ARTICLES	QUANTITY					VALUE				
	1926-27	1927-28	1928-29	1929-30	1930-31	1926-27	1927-28	1928-29	1929-30	1930-31
TEXTILES—continued						R	R	R	R	R
Silk—										
Manufactures—										
Silk yarn, noils, and watts Lbs.	181,486	199,482	314,193	178,902	123,582	12,96,736	10,53,040	18,20,138	10,05,332	5,79,724
Goods of silk mixed with other materials Yards	39,196	5,489	6,841	12,196	6,792	72,554	17,285	39,065	63,780	38,211
Piece goods . . . F.	23,190	36,676	60,679	47,591	12,191	1,02,648	1,61,145	2,51,735	2,45,436	61,727
Other sorts . . . Lbs.	12,727	10,061	3,617	1,944	6,000	35,529	27,179	11,603	6,068	4,903
Total Silk manufac- tures (including silk yarn, etc.) . . Value	—	—	—	—	—	15,07,467	12,58,640	21,22,541	13,20,617	6,84,680
Wool—										
Raw . . . Lbs.	76,031	76,225	..
Yarn and knitting wool . . . "	4,853	9,058	13,537	14,724
Manufactures—										
Hosiery . . . "	666	12,278	1,188	1,533	512	6,073	73,036	9,117	11,834	2,617
Piece goods . . . Yards	42,229	3,156	388,851	47,593	23,522	54,177	4,422	4,99,012	90,013	33,436
Other sorts . . . Value	—	—	—	—	—	4,150	7,231	3,493	22,431	7,415
Total Woolen manufac- tures (including yarn, etc.) . . . "	—	—	—	—	—	77,937	1,00,313	4,61,623	1,24,276	43,463
Artificial silk—										
Artificial silk yarn . . Lbs.	428,051	283,288	344,302	405,836	80,460	8,06,193	6,06,730	6,28,837	5,32,907	80,226
Piece goods of cotton and artificial silk Yards	6,697,960	11,054,793	7,047,920	6,842,499	3,163,737	53,64,695	38,35,366	53,19,056	43,36,985	15,20,143
Other sorts . . . Value	—	—	—	—	—	28,314	12,627	10,122	23,006	11,744
UMBRELLAS AND UMBRELLA FITTINGS—										
Umbrellas, complete including parasols and sunshades . . . No.	6,000	7,344	1,500	6,756	4,550	18,325	21,746	4,243	16,954	10,668
VEHICLES excluding LOCOMO- TIVES, ETC., FOR RAIL- WAYS—										
Carriages and Carts not mechanically propelled (excluding railway carriages and trucks) No.	..	5	19,567
POSTAL ARTICLES NOT SPECIFIED . . . "	—	—	—	—	—	3,57,856	7,06,523	30,23,623	10,59,740	18,25,425
ALL OTHER ARTICLES OF MERCHANDISE . . . "	—	—	—	—	—	23,373	32,188	32,739	40,871	57,822
GRAND TOTAL . . . "	—	—	—	—	—	2,19,60,040	2,68,10,247	2,57,12,189	2,12,10,693	1,26,83,938

EXPORTS THERETO

INDIAN MERCHANDISE

ARTICLES	QUANTITY					VALUE				
	1926-27	1927-28	1928-29	1929-30	1930-31	1926-27	1927-28	1928-29	1929-30	1930-31
FURNITURE AND CABINET- WARE . . . Value	—	—	—	—	—	R 70	R 190	R 1,090	R 14,317	R 570
HIDES AND SKINS RAW—										
SKINS RAW—										
Goat skins . . . { Tons. —No.	6,000	7,500

SWITZERLAND—concluded
EXPORTS THERETO—continued

INDIAN MERCHANDISE—continued

ARTICLES	QUANTITY					VALUE				
	1926-27	1927-28	1928-29	1929-30	1930-31	1926-27	1927-28	1928-29	1929-30	1930-31
TEXTILES—						R	R	R	R	R
Cotton—										
Raw . . . Tons	17	..	28	20,000	..	24,730	17	..
Waste . . . Cwts.	102	5,509
Wool—										
Carpets and rugs . . . Lbs.	1,533	1,046	1,782	1,747	2,449	7,907	7,639	6,400	9,595	11,520
ALL OTHER ARTICLES OF MERCHANDISE . . . Value	—	—	—	—	—	80,802	24,135	11,353	16,514	4,206
GRAND TOTAL . . .	—	—	—	—	—	64,369	31,964	43,570	40,443	23,706

FOREIGN MERCHANDISE

ARTICLES	QUANTITY					VALUE				
	1926-27	1927-28	1928-29	1929-30	1930-31	1926-27	1927-28	1928-29	1929-30	1930-31
APPAREL (including DRAPERY, UNIFORMS, ACCOUTREMENTS BUT excluding HOSIERY AND BOOTS AND SHOES) . . . Value	—	—	—	—	—	R	R	R	R	R
						470	1,000	500	9,050	9,425
CLOCKS AND WATCHES AND PARTS THEREOF—										
Clocks and watches . . . No.	161	10,000
TEXTILES—										
Haberdashery and Mill- nary . . . Value	—	—	—	—	—	10,030	750	..
Woolen manufactures . . .	—	—	—	—	—	22,625	8,875	1,000	18,672	1,600
VEHICLES (excluding LOCOMO- TIVES, ETC., FOR RAILWAYS),	—	—	—	—	—	23,625	..	20,000
ALL OTHER ARTICLES OF MERCHANDISE . . .	—	—	—	—	—	19,686	30,020	22,985	20,971	20,878
GRAND TOTAL . . .	—	—	—	—	—	86,436	34,895	44,485	44,443	31,898
GRAND TOTAL OF INDIAN AND FOREIGN MERCHANDISE . . .	—	—	—	—	—	1,50,805	66,859	88,054	84,886	55,604

ITALY
IMPORTS THEREFROM

ARTICLES	QUANTITY					VALUE				
	1926-27	1927-28	1928-29	1929-30	1930-31	1926-27	1927-28	1928-29	1929-30	1930-31
APPAREL (excluding HOSIERY AND BOOTS AND SHOES)—						R	R	R	R	R
Apparel (including drapery, uniforms, accoutrements) . . . Value	—	—	—	—	—	1,37,445	2,93,504	1,89,855	2,00,490	1,36,003
Gold and silver thread . . .	—	—	—	—	—	1,41,651	1,164	1,549	688	1,893
Hats, caps, bonnets, and hatter's ware . . .	—	—	—	—	—	13,59,495	10,02,276	11,11,457	9,85,256	4,34,233
Lametta . . . Lbs.	..	640	5,219	1,754	7,979
Others . . . Value	—	—	—	—	—	915	900	842	80	80
Total Apparel (excluding hosiery and boots and shoes) . . .	—	—	—	—	—	16,39,506	12,99,604	13,11,492	11,86,454	5,72,209

No. 13—continued

ITALY—continued

IMPORTS THEREFROM—continued

ARTICLES	QUANTITY					VALUE				
	1926-27	1927-28	1928-29	1929-30	1930-31	1926-27	1927-28	1928-29	1929-30	1930-31
						ℓ	ℓ	ℓ	ℓ	ℓ
ARMS, AMMUNITION AND MILITARY STORES—										
Cartridge cases—										
Filed—										
Shotgun Cartridges, filed No. (a)	—	—	202	..	—	—	—	46
Rifle and other Cartridges, filed (a)	—	—	47,531	200	40	—	—	4,36,728	20	6
Total Filled	14,922	501	47,733	200	40	2,818	17	4,36,774	20	6
Empty	..	19,480	472
Total Cartridge Cases	14,922	19,981	47,733	200	40	2,818	489	4,36,774	20	6
Firearms and parts thereof	—	—	—	—	—	2,699	3,928	2,59,888	2,888	523
Other sorts of arms	—	—	—	—	—	174	10	48,985	25	..
Total Arms, Ammunition and Military stores	—	—	—	—	—	5,691	4,427	7,40,547	2,933	529
ART. WORKS OF, other than PICTURES										
BERBOS—										
Manufactures (except for packing)	—	—	—	—	—	4,31,050	4,53,294	3,67,339	4,73,692	2,38,620
BELTING FOR MACHINERY—										
Of leather	—	—	—	—	—	7,041	9,581	1,219	..	6,715
Other materials	—	—	—	—	—	2,320	4,691	7,104	19,680	6,413
Total Belting for Machinery	—	—	—	—	—	9,361	14,272	8,323	19,680	13,128
BOBBINS										
COBS, PRINTED AND PRINTED MATTER (not being STATIONERY), including MAPS AND CHARTS	96	145	119	122	140	11,269	16,999	13,121	16,014	11,940
BOOTS AND SHOES—										
Of Leather	9,429	8,516	4,901	4,083	4,528	49,812	56,832	28,897	81,406	33,440
Of Canvas with rubber soles (a)	—	—	4,111	13,064	260	6,971	13,705	554
Of other materials	18,739	23,584	30,244	2,164	1,594	31,484	32,541	41,815	5,112	2,891
Total Boots and Shoes	28,168	32,100	39,256	19,311	6,382	81,296	89,373	77,193	50,223	36,885
Bushes and Brooms	3,021	18,226	15,041	6,887	3,898	3,242	13,971	16,391	15,762	10,069
BUILDING AND ENGINEERING MATERIALS—										
Bricks—										
Bricks, other than fire-bricks	48,073	..	39,343	45,529	..	27,403
Fire bricks	..	1	6,078	187,081	81	..	5	5,004	1,75,842	11
Cement—										
Portland	4,515	1,970	4,389	3,822	1,148	1,94,105	90,623	1,73,262	1,29,326	41,076
Tiles	4,371,898	3,653,552	3,411,073	5,616,011	2,455,099	8,14,505	8,11,220	6,56,545	8,06,989	5,19,832
Other kinds	—	—	—	—	—	2,09,281	4,46,729	1,51,331	2,55,062	1,64,985
Total Building and Engineering materials	—	—	—	—	—	12,68,420	13,48,577	10,13,545	13,66,719	7,25,804
BUTTONS OF ALL SORTS—										
Metal	—	—	—	—	—	19,759	3,040	7,863	4,346	8,136
Other sorts	—	—	—	—	—	11,91,813	5,36,069	9,45,769	5,98,385	2,96,915
Total Buttons of all sorts	—	—	—	—	—	12,11,572	5,44,118	9,58,632	6,02,731	3,05,051
CHEMICALS AND CHEMICAL PREPARATIONS (excluding CHEMICAL MANURES AND MEDICINES)—										
Acids—										
Acetic (pyroligneous) acid	9	30	80	380	20	370	1,115	4,168	13,794	730
Nitric	166	182	193	271	149	15,828	19,469	25,418	40,718	17,272
Tartaric	1,571	1,125	1,500	1,609	1,519	1,09,372	93,148	1,43,164	1,62,845	1,39,040
Other sorts	30	44	30	2,282	2,242	1,763
Total Acids	1,776	1,381	1,803	2,260	1,688	1,27,852	1,20,974	1,74,503	2,17,357	1,57,048

(a) Shown separately from 1928-29.

ARTICLES	QUANTITY					VALUE				
	1926-27	1927-28	1928-29	1929-30	1930-31	1926-27	1927-28	1928-29	1929-30	1930-31
CHEMICALS AND CHEMICAL PREPARATIONS, ETC.—										
<i>continued</i>										
Bleaching materials . Cwts.	361	878	36	..	5,950	3,379	7,328	250	..	42,262
Carbide of calcium . "	2,496	2,764	3,832	10,951	9,173	35,104	41,584	53,407	1,54,198	1,32,998
Lead Compounds . "	1,138	231	22	..	10	34,414	5,754	608	..	166
Magnesium Compounds . "	6	5	3,593	5,071	30	236	235	10,937	28,943	98
Soda Compounds . "	264	516	3,194	2,264	4,141	2,840	14,448	47,417	25,621	45,167
Sulphur (Brimstone) . "	223,397	304,983	209,451	338,079	233,265	12,04,387	15,46,095	11,21,077	18,66,389	14,70,524
Other sorts . . . Value	—	—	—	—	—	20,418	38,372	32,554	31,719	74,286
Total Chemicals and Chemical preparations, etc. "	—	—	—	—	—	14,34,301	17,67,462	14,40,503	21,24,187	10,23,431
CLOCKS AND WATCHES AND PARTS THEREOF—										
Clocks and timepieces No.	15,687	33,743	30,526	22,472	10,552	30,304	85,163	91,507	61,495	45,220
Watches . . . "	1,682	5,592	4,028	767	1,547	3,430	10,162	10,269	6,061	9,938
Parts of clocks and watches . Value	—	—	—	—	—	103	180	95	38	520
TOTAL CLOCKS AND WATCHES . . . "	—	—	—	—	—	43,337	95,495	1,01,871	67,594	55,684
CORAL . . . Lbs.	22,405	15,766	22,757	14,181	4,708	15,117	34,345	81,099	13,975	11,742
CORDAGE AND ROPE OF VEGETABLE FIBRE (excluding JUTE AND COTTON) . . . Cwts.	1,443	1,012	1,083	1,982	1,626	1,58,567	98,358	99,573	1,77,001	1,41,351
Cork manufactures . . . "	34	406	359	155	..	1,438	12,561	3,346	3,217	5
CUTLERY . . . Value	—	—	—	—	—	948	2,507	120	1,448	1,701
DRUGS AND MEDICINES (excluding CHEMICALS AND NARCOTICS)—										
Camphor . . . Lbs.	11,100	63,091	355,100	18,103	86,716	4,32,300
Proprietary and Patent Medicines . . . Value	—	—	—	—	—	73,258	68,546	1,33,297	1,09,373	2,51,446
Other sorts of Drugs and Medicines . . . "	—	—	—	—	—	1,16,417	98,016	1,03,064	72,332	1,18,958
Total Drugs and Medicines . . . "	—	—	—	—	—	1,89,675	1,67,562	2,57,464	3,58,471	8,52,694
DYEING AND TANNING SUBSTANCES—										
Alizarine . . . Lbs.	60,737	154,900	37,262	..	113	37,133	98,802	21,470	..	153
Aniline "	267,727	730,577	1,020,502	736,309	685,665	4,09,402	11,67,188	15,05,011	6,79,971	7,79,755
Indigo, synthetic . Cwts.	..	82	259	284	309	..	13,965	41,378	41,235	46,100
Other sorts . . . Value	—	—	—	—	—	13,132	5,634	11,708	3,224	7,520
Total Dyeing and tanning substances . . . "	—	—	—	—	—	4,59,697	12,80,589	15,70,567	7,24,430	8,33,528
EARthenWARE AND PORCELAIN—										
Earthenware . . . Value	—	—	—	—	—	25,242	25,936	32,910	27,176	35,346
Porcelain "	—	—	—	—	—	14,468	9,488	17,412	13,545	7,033
Total Earthenware and Porcelain . . . "	—	—	—	—	—	39,710	35,419	50,322	40,721	42,399
FRUITS AND VEGETABLES—										
Fresh fruits . . . Value	—	—	—	—	—	6,662	5,730	4,179	5,316	3,371
Fresh vegetables . . . "	—	—	—	—	—	15,82,328	9,10,070	11,09,891	14,25,184	13,15,751
Fruits and vegetables: dried, salted, or preserved not being canned or bottled—										
Almonds . . . Tons	2,860	2,269	2,150	3,367	2,576	20,11,697	18,28,977	14,51,072	23,24,006	14,50,321
Dates "	61	..	6	5	36	15,807	..	1,300	1,360	4,260
Other sorts . . . "	412	1,799	588	..	185	1,06,188	3,02,069	1,45,959	70,470	59,783
Total Fruits and Vegetables . Value	—	—	—	—	—	37,22,680	30,49,846	27,12,401	38,26,336	28,33,466

No. 13—continued

ITALY—continued

IMPORTS THEREFROM—continued

ARTICLES	QUANTITY					VALUE				
	1926-27	1927-28	1928-29	1929-30	1930-31	1926-27	1927-28	1928-29	1929-30	1930-31
						R	R	R	R	R
FURNITURE AND CABINET-WARE—										
Furniture of wood other than bedsteads . . . Value	—	—	—	—	—	21,872	15,338	15,893	24,237	31,609
Furniture of other materials (other than bedsteads) . . . "	—	—	—	—	—	25,007	2,830	31,886	6,006	41,711
Mouldings "	—	—	—	—	—	1,84,359	77,139	1,06,595	1,61,966	1,19,546
CRISTALS AND GLASSWARE—										
Bangles "	—	—	—	—	—	66,411	26,550	12,121	27,970	36,702
Beads and false pearls Cwts.	9,138	9,340	4,986	12,477	4,778	4,90,840	5,13,096	4,85,671	5,57,392	1,09,871
Bottles and Phials . . . Gross	660	408	17	10	..	24,257	5,227	452	535	..
Funnels, globes, and glass parts of lamps . Value	—	—	—	—	—	14,597	7,323	6,145	2,975	3,718
Other glassware . . . "	—	—	—	—	—	41,336	42,319	23,330	22,863	33,008
Total Glass and Glassware . . "	—	—	—	—	—	6,37,441	5,94,515	5,27,719	6,11,635	2,73,389
LUBRICANTS—										
LUBRICANTS Cwts.	515	415	120	155	72	12,764	10,601	3,821	5,634	2,801
ROUBINS AND RESINS—										
ROUBINS AND RESINS . . . "	421	142	278	16	38	24,153	21,016	14,254	2,924	956
IRONWARE, EXCLUDING CUTLERY AND ELECTROPLATED WARE—										
Domestic hardware, other than enamelled ironware . . . Value	—	—	—	—	—	16,592	2,935	8,811	12,175	5,216
Enamelled iron ware . . . "	—	—	—	—	—	43,020	48,165	32,828	18,634	6,256
Implements and tools other than agricultural implements and machine tools . . . "	—	—	—	—	—	19,959	33,775	39,973	30,142	44,400
Lamps, metal No.	71,502	904	5,889	6,194	7,446	21,567	4,081	8,574	5,325	5,232
Safes and strong boxes of metal "	119	123	64	17	2	14,935	16,536	10,292	3,187	279
Other sorts Value	—	—	—	—	—	1,50,959	2,20,120	3,44,269	3,76,812	2,71,063
Total Hardware, etc. . . . "	—	—	—	—	—	2,67,032	3,26,512	4,44,747	4,46,225	3,32,536
IRONWARE, EXCLUDING CUTLERY AND ELECTROPLATED WARE—	70	51	50	9,472	3,580	2,538
INSTRUMENTS, APPARATUS, AND APPLIANCES, AND ARTS THEREOF—										
Electrical including telegraph and telephone apparatus not being machinery—										
Electric fans and parts thereof Value	—	—	—	—	—	6,02,238	7,80,642	10,33,865	12,08,253	6,83,640
Electric wire and cables . . . "	—	—	—	—	—	7,437	6,644	7,875	610	11,500
Electric lamps and parts thereof—										
Electric glow lamps (a) No.	19,304	46,657	220,126	—	—	21,540	24,096	1,28,179	—	—
Standard lighting lamps (b) . . . "	—	—	—	105,676	83,143	—	—	—	1,06,289	87,472
Electric lamps, other sorts "	333	16	166	352	5,000	28,459	55	4,185	1,119	9,204
Parts and accessories of electric lamps . . . "	—	—	—	—	—	1,251	373	6,323	54,257	60,937
Other sorts "	—	—	—	—	—	23,278	24,648	29,566	24,323	58,964
Total Instruments, Electrical, etc. . . . "	—	—	—	—	—	6,34,253	8,45,453	12,10,498	13,94,751	8,61,717

(a) Shown under separate heads from 1929-30.
(b) Separately recorded from 1929-30.

ARTICLES	QUANTITY					VALUE				
	1926-27	1927-28	1928-29	1929-30	1930-31	1926-27	1927-28	1928-29	1929-30	1930-31
INSTRUMENTS, APPARATUS AND APPLIANCES, AND PARTS THEREOF—contd.						R	R	R	R	R
Musical—										
Organs and Harmoniums, complete No.	3	2	3	3	3	4,880	697	92	18,165	924
Talking machines and accessories— Value	—	—	—	—	—	5,570	1,742	10,167	10,592	10,316
Other sorts including parts of musical instruments	—	—	—	—	—	5,078	5,042	14,469	17,947	11,507
Total Musical instruments	—	—	—	—	—	15,528	7,481	24,728	46,704	22,747
Optical	—	—	—	—	—	11,698	4,438	6,426	673	692
Photographic—										
Cinematograph films—										
*Raw films i.e., blank films on which no picture has been impressed (b) length in feet	—	30,841	43,901	29,261	1,152,830	—	4,928	1,801	1,112	38,024
*Exposed films (b)	—	226,677	15,126	77,869	84,614	—	56,713	5,608	20,139	22,297
*Total Cinematograph films	867,708	256,918	59,027	107,130	1,237,444	76,577	60,639	6,909	21,251	56,221
Photographic, other than Cinematograph films Value	—	—	—	—	—	5,362	6,988	29,096	15,900	2,683
Scientific and philosophical	—	—	—	—	—	2,808	3,065	36,376	11,235	6,038
Surgical	—	—	—	—	—	9,363	24,705	13,467	18,293	9,568
Other kinds	—	—	—	—	—	7,699	12,908	55,659	5,499	6,106
Total Instruments, Apparatus, and Appliances, and parts thereof	—	—	—	—	—	8,13,113	9,09,264	13,83,159	15,14,315	9,65,772
JEWELLERY (excluding IMITATION JEWELLERY AND PREGIOUS STONES AND PEARLS, UNSET, ALSO PLATE OF GOLD AND SILVER)—										
Jewellery	—	—	—	—	—	8,011	2,913	350	7,269	1,128
Plate of gold and silver	—	—	—	—	—	2,538	2,964	1,560	..	9,272
Total Jewellery	—	—	—	—	—	10,544	5,877	1,910	7,269	10,400
LEATHER	—	—	—	—	—	11,840	44,044	23,345	12,828	7,008
LIQUORS, including DENATURED AND PERFUMED SPIRITS—										
Ale, beer and porter Liquid	3,898	4,767	2,541	3,813	1,898	10,192	11,743	5,813	8,008	2,886
Spirit present in drugs, medicines, or chemicals	872	1,767	1,594	2,043	1,299	17,224	37,639	29,852	38,947	25,834
Other sorts	954	439	310	551	685	11,545	11,678	8,124	10,134	31,018
Total Spirit	1,826	2,206	1,904	2,694	1,984	28,769	49,317	37,076	49,081	30,647
Wines—										
Still red wines other than port	4,505	2,844	3,781	3,112	2,517	58,064	16,549	23,962	19,511	20,288
Still white wines other than sherry madeira and marsala	789	1,292	1,353	536	238	4,430	10,762	10,709	3,043	2,960
Other sorts, including Vermont and Ginger wine	34,875	41,247	42,472	37,706	35,797	2,06,578	2,52,103	2,56,437	2,22,206	2,18,116
Total Wines	40,169	45,383	47,606	41,404	38,552	2,69,072	2,79,414	3,01,108	2,44,759	2,41,364
Total Liquors	45,893	52,356	52,051	47,811	42,934	3,08,033	3,40,474	3,44,397	3,01,848	2,81,007
MACHINERY AND MILLWORK—										
Prime-movers (other than electrical)—										
Locomotives (including those for railways)—										
Railway locomotive Engines, tenders and parts thereof (a) Value	—	—	—	—	—	—	—	3,63,063	20,784	1,01,777
Other than Locomotives—										
Gas Engines No.	12	..	2	83,400	..	17
Oil Engines	8	25	26	24	18	83,631	4,94,180	8,64,008	1,57,795	1,32,366
Parts of Oil Engines Value	—	—	—	—	—	20,501	17,204	46,901	1,00,162	1,72,043
Steam Engines No.	2	2	2	4,537	80,880	66,711
Parts of Steam Engines Value	—	—	—	—	—	7,065	4,763	35,222	7,691	1,107
Other sorts	—	—	—	—	—	902
Total Prime-movers (other than electrical)	—	—	—	—	—	1,17,099	5,16,147	8,98,031	3,17,812	4,74,773
Electrical machinery of all kinds not including instruments, apparatus, appliances and parts thereof—										
Control and Switch gear	—	—	—	—	—	12,397	7,529	6,579	6,588	4,883
Generators, alternators, and dynamos	—	—	—	—	—	4,560	22,622	53,588	16,302	29,166
Motors	—	—	—	—	—	23,822	18,526	19,678	54,830	39,263
Transformers	—	—	—	—	—	256	16,837	5,444	23,008	13,837
Turbo-generating sets	—	—	—	—	—	15,439	3,023	..	1,06,935	5,97
Other kinds	—	—	—	—	—	47,723	78,225	24,091	2,32,690	83,42
Total Electrical Machinery of all kinds	—	—	—	—	—	1,04,107	1,43,732	1,09,330	4,45,403	1,74,655

(a) For previous years' figures see "Railway Plant and Rolling Stock".
 (b) Separately recorded from 1927-28.
 *Inclusive of imports by postal packets referred to Collectors of Customs for assessment.

No. 13—continued

ITALY—continued

IMPORTS THEREFROM—continued

ARTICLES	QUANTITY					VALUE				
	1926-27	1927-28	1928-29	1929-30	1930-31	1926-27	1927-28	1928-29	1929-30	1930-31
MACHINERY AND MILLWORK—cont'd.										
Machinery, not being prime-movers or electrical machinery—						B	B	B	B	B
Boilers Value	—	—	—	—	—	56,132	805	34,234	1,941	13,068
Metal working machinery	—	—	—	—	—	15,051	3,185	6,690	15,066	23,061
Oil crushing and Refining Machinery	—	—	—	—	—	11,258	15,447
Rice and flour mill machinery	—	—	—	—	—	4,480	12,033	34,351	27,259	47,069
Textile machinery—										
Cotton—										
Bleaching and Dyeing machinery	—	—	—	—	—	..	10,795	9,781	..	2,024
Spinning machinery	—	—	—	—	—	17,603	20,135	70,571	49,655	45,830
Weaving	—	—	—	—	—	12,669	42,213	36,729	24,545	51,353
Other sorts	—	—	—	—	—	9,073	12,937	25,514	4,118	33
Jute machinery	—	—	—	—	—	1,077	732	23,417
Shuttles (excluding those for sewing machines)	—	—	—	—	—	66,594	1,35,842	94,083	32,713	1,10,394
Wool machinery	—	—	—	—	—	310	18,292	..
Other sorts	—	—	—	—	—	1,15,072	8,487	18,054	19,918	10,536
Total Textile Machinery	—	—	—	—	—	2,21,321	2,30,389	2,55,809	1,73,073	2,43,692
Typewriters and parts thereof	—	—	—	—	—	1,865	1,793	1,571	19,288	27,449
Others	—	—	—	—	—	1,17,628	3,18,472	3,23,589	5,27,413	5,00,095
Total Machinery and Millwork	—	—	—	—	—	6,37,773	12,79,136	16,63,605	15,33,913	15,24,289
FERTILISERS—										
Artificial and mineral manures—										
Nitrate of soda Tons	193	333	100	225	..	30,301	43,141	14,036	30,417	..
Others	1,689	2,808	3,133	2,102	821	2,41,107	3,32,116	4,08,635	2,62,540	76,652
Total Artificial and mineral manures	1,882	3,136	3,233	2,327	821	2,71,408	4,30,257	4,22,721	2,92,957	76,652
Fish manures	396	11	32,936	854	..
ARCHES—										
Safety gross of boxes	20,225	2,250	5,000	..	2	21,693	1,960	3,420	..	477
METALS AND ORES—										
Aluminium—										
Unwrought Cwts.	1,400	1,934	599	99	..	98,974	1,37,527	37,425	6,186	..
Wrought—										
Circles	5,515	3,817	..	1,390	..	5,03,498	4,03,500	..	1,00,992	..
Sheets	132	104	13	90	..	11,675	10,899	1,731	5,899	..
Other manufactures	571	441	135	465	130	65,948	42,397	17,539	38,496	24,073
Total Aluminium	7,618	6,296	747	2,044	130	6,80,995	5,94,323	56,745	1,51,573	24,073
Brass, Bronze, and similar alloys and manufactures thereof—										
Wrought—										
Mixed or yellow metal, for sheathing	471	101	150	..	215	33,344	6,780	10,538	..	14,764
Sheets	323	31	97	60	76	22,869	2,369	7,350	4,296	5,017
Wire	392	13	86	523	336	21,133	912	4,778	28,808	17,564
Other sorts	350	198	43	2	12	33,090	10,000	3,345	1,957	1,264
Total of Brass, Bronze, etc.,	1,541	343	376	590	639	1,16,036	20,061	26,011	35,061	38,609
Copper (excluding Ore)	150	97	..	7	10	20,723	10,312	..	370	1,107
Ferro Alloys (c) Tons	549	1,43,730
German silver (including nickel silver) Cwts.	1,323	1,004	6,377	5,007	4,509	1,39,955	1,15,321	5,60,216	4,27,732	3,35,106
Iron—										
Pig Tons	357	425	510	543	..	1,03,925	1,15,639	1,49,773	1,52,722	..
Steel—										
Bars other than cast steel	191	46	15	32	6	19,195	13,686	10,763	19,767
Cast—										
Tool Steel—										
High speed	7	2	11,575	18,317	6,567
Carbon	16	4	1	395	50	..	1,866	672
Cast Steel bars	9	10,844	99	113
Iron or Steel—										
Bolts and Nuts	15	44	13	24	27	6,701	13,764	6,334	10,962	10,314
Fencing materials (including fencing wire)	43	241	157	392	51	10,421	50,321	32,447	90,233	14,992
Hoops and strips	276	..	5	44,432	..	3,235
Screws (a)	38	23,659
Screws (wood)	19	6	43	62	..	13,647	3,018	25,531	33,701
Metal Thread Screws	6	13	12	2	..	3,760	3,687	6,220	693
Sleepers and Keys of steel or Iron (b)	135	23,043	..
Wire nails	149	419	363	212	169	23,470	75,123	59,344	35,022	26,423
Wire rope (black)	1	1	..	20	15	675	747	..	13,523	3,130
Wire other than fencing wire	55	277	241	359	212	3,016	39,754	33,730	56,962	35,216
Other manufactures	10	37	69	37	100	354	23,503	27,035	9,629	23,536
Total Iron or Steel	537	1,034	877	1,204	663	1,22,733	2,25,634	1,79,339	2,76,133	1,59,075

(a) Separately shown from 1927-28.
(b) Shown under this head from 1929-30.
(c) Separately recorded from 1930-31.

IMPORTS THEREFROM—continued

ARTICLES	QUANTITY					VALUE				
	1926-27	1927-28	1928-29	1929-30	1930-31	1926-27	1927-28	1928-29	1929-30	1930-31
METALS AND ORES—contd.						R	R	R	R	R
Quicksilver . . . Lbs.	204,720	123,298	161,690	105,791	121,593	5,61,584	4,49,080	5,42,227	4,40,155	5,11,1...
Others . . . Tons	7	82	107	621	68	8,838	42,127	74,825	2,48,109	69,248
Total Metals (excluding Ores) "	1,590	2,234	2,033	2,522	1,632	17,99,275	15,92,842	16,25,296	17,58,495	19,35,268
OILS—										
Essential . . . Gals.	893	475	366	475	747	48,316	48,787	34,452	43,727	38,347
Mineral . . . "	8,328	100,345	29,822	516	1,301	12,196	69,771	31,221	1,557	3,388
Vegetable, non-essential "	781	1,335	536	317	2,484	7,054	12,940	3,192	2,718	11,542
Total Oils . . . "	9,502	102,155	30,724	1,308	4,622	62,566	1,26,498	68,865	47,997	48,277
OIL CLOTH AND FLOOR CLOTH Sq. yds.	386	..	10,008	27,078	10,688	578	..	9,744	29,194	8 319
PAINTS AND PAINTERS' MATERIALS—										
Paints and colours—										
Barytes . . . Cwts.	6,473	4,449	4,790	6,255	4,677	29,342	16,587	16,581	20,914	14,463
Red Lead—										
Genuine dry . . . "	7,719	8,523	6,517	1,379	4,394	2,22,381	2,42,270	1,28,704	30,108	83,065
White Lead—										
Genuine dry . . . "	4,419	4,982	4,259	4,801	1,036	1,17,665	1,36,080	93,560	1,15,980	23,001
Other kinds . . . Value	—	—	—	—	—	35,770	29,056	24,195	26,359	42,838
Painter's materials . . . "	—	—	—	—	—	39,703	28,136	20,166	20,615	29,776
Total Paints and Painters' Materials . . . "	—	—	—	—	—	4,44,861	4,52,129	2,83,155	2,13,976	1,03,143
PAPER AND PASTEBOARD—										
Paper—										
Packing paper . . . Cwts.	2,528	4,944	4,651	5,453	1,336	43,907	74,803	70,407	80,957	25,661
Printing paper—										
News printing . . . "	12,580	27,241	25,940	12,450	13,247	1,67,079	3,11,834	3,02,614	1,55,655	1,41,494
Other sorts . . . "	815	5,205	8,348	11,459	5,077	22,468	90,814	1,44,146	2,14,233	99,208
Writing paper and envelopes—										
Writing paper in large sheets . . . "	4,189	7,053	1,480	1,204	419	94,598	1,42,876	33,777	27,941	10,769
Other kinds of Paper . . . "	388	2,554	627	646	181	16,409	35,298	28,617	33,576	19,200
Paper Manufactures . . . "	10	18	25	49	848	959	817	2,023	3,526	12,777
Paste-board, Millboard and Card-board . . . "	606	1,073	235	658	240	10,717	13,073	4,993	8,152	3,180
Total Paper and Pasteboard . . . "	21,116	48,098	41,306	31,919	21,457	3,56,137	6,09,580	5,81,677	5,24,035	3,12,340
PAPER-MAKING MATERIALS—										
Pulp of wood . . . "	27,398	16,921	5,394	2,94,608	1,79,174	51,968
PERFUMERY not being PERFUMED SPIRIT. . . . Value	—	—	—	—	—	37,756	298	..
PLANTS, LIVING (including BULBS AND SEEDS FOR SOWING) . . . "	—	—	—	—	—	37,076	27,487	35,668	7,365	269

No. 13—continued

ITALY—continued

IMPORTS THEREFROM—continued

ARTICLES	QUANTITY					VALUE				
	1926-27	1927-28	1928-29	1929-30	1930-31	1926-27	1927-28	1928-29	1929-30	1930-31
PRINTING AND LITHO- GRAPHING MACHINERY AND MATERIALS (ex- cluding PAPER) . . . Value	—	—	—	—	—	R	R	R	R	R
PRINTS, ENGRAVINGS AND PICTURES . . . "	—	—	—	—	—	12,820	1,05,528	9,128	6,395	8,151
PROVISIONS AND OILMAN'S STORES— Canned and bottled provisions . . . Cwts.	1,201	1,074	1,987	2,177	3,305	32,982	90,240	1,30,324	1,16,074	1,47,254
Cheese . . . "	112	120	146	180	91	9,095	17,170	16,518	10,638	10,874
Confectionery . . . "	100	141	236	206	180	23,483	26,002	29,010	25,130	22,158
Farinaceous and patent foods, Milk, condensed and preserved (including milk cream) . . . "	37	133	394	257	64	1,022	4,379	13,301	7,982	1,724
Other sorts of provi- sions . . . Value	4,216	2,345	2,675	1,480	2,608	1,61,234	84,614	1,15,694	65,182	71,561
Total Provisions and Oilman's stores . . . "	—	—	—	—	—	17,033	20,981	24,010	46,402	20,024
RAILWAY PLANT AND ROLLING STOCK—(a) Carriages and parts thereof . . . "	—	—	—	—	—	1,68,985	1,04,648	—	—	—
Locomotive Engines and tenders and parts thereof . . . "	—	—	—	—	—	56,915	—	—	—	—
Materials for construction and other kinds . . . Tons	1	513	—	—	—	950	1,34,912	—	—	—
Total Railway Plant . . . Value	—	—	—	—	—	2,26,860	2,39,560	—	—	—
RUBBER— Manufactures— Pneumatic motor covers No.	15,727	27,174	45,445	49,144	28,004	4,65,586	8,94,148	17,00,461	21,40,917	18,42,500
Pneumatic motor tubes . . . "	—	1,714	2,377	16,225	4,222	—	12,721	18,237	1,05,446	34,415
Pneumatic motor cycle covers . . . "	—	10	1,182	187	282	—	137	34,483	2,716	3,496
Pneumatic cycle covers . . . "	1,723	31,586	96,072	38,787	132,065	3,605	58,275	2,52,908	69,948	2,15,868
Pneumatic cycle tubes . . . "	1,259	9,590	1,557	300	24,175	1,316	11,205	2,515	352	35,800
Solid rubber tyres for motor vehicles . . . "	66	144	93	110	25	8,691	13,813	9,344	9,166	2,187
Other manufactures, except apparel, boots, and shoes . . . Value	—	—	—	—	—	36,097	57,235	22,624	33,589	13,676
Total Rubber manu- factures . . . "	—	—	—	—	—	5,15,295	10,52,529	20,40,572	23,62,134	16,47,440
SMOKERS' REQUISITES (ex- cluding TOBACCO) . . . "	—	—	—	—	—	84,002	1,50,287	1,42,956	1,14,823	69,490
SOAP . . . Cwts.	323	458	136	540	443	11,517	12,486	7,467	12,341	13,113
SPICES— Cloves . . . "	220	—	—	—	—	15,300	—	—	—	—
STATIONERY (excluding PAPER)— Pencils (excluding slate pencils) . . . dozen	9,034	6,295	5,540	1,013	14,409	2,964	3,331	2,552	667	4,503
Other sorts . . . Value	—	—	—	—	—	37,669	1,20,612	34,161	45,985	47,554
Total Stationery . . . "	—	—	—	—	—	40,633	1,23,943	36,713	46,652	52,147
STONE AND MARBLE— Stone and marble . . . Tons	2,295	1,861	1,656	2,457	2,227	2,82,255	2,80,753	2,54,176	3,33,175	2,57,585
Articles of Stone and Marble . . . "	478	467	70	118	105	79,006	81,508	27,127	31,180	52,071
Total Stone and Marble . . . "	2,773	2,328	1,726	2,575	2,332	3,61,261	3,62,261	2,81,303	3,64,355	3,09,656
SUGAR— Sugar 16 Dutch Standard and above . . . "	277	—	—	—	—	67,308	—	—	—	—
Beet Sugar . . . "	3,414	162	—	25	—	6,96,669	34,500	—	4,008	—
Total Sugar . . . "	3,691	162	—	25	—	7,64,067	34,500	—	4,008	—
TEA—CHURRS, ENTIRE OR IN SECTIONS . . . Value	—	—	—	—	—	15,026	20,745	11,547	—	—
TEXTILES— Cotton— Raw . . . Tons	—	—	10	1,350	675	200	—	9,500	16,61,052	6,70,585
Manufactures— Twist and yarn— Grey Nos. 31 to 40 . . . Lbs.	5,887	4,500	65,700	347,114	22,000	5,743	5,959	73,174	3,55,243	19,571
„ Nos. 41 to 50 . . . "	1,500	18,000	5,000	—	—	2,992	23,568	8,292	—	—
„ Twofolds (doubles) . . . "	80,800	40,590	430,639	1,665,277	12,860	1,16,552	41,218	5,23,319	7,59,984	10,806
Others . . . "	2,500	—	—	—	—	4,140	—	—	—	—
Total Grey . . . "	90,687	63,090	501,339	1,012,301	34,860	1,29,432	70,740	6,05,285	11,15,227	30,487

(a) Discontinued from 1928-29.

IMPORTS THEREFROM—continued

ARTICLES	QUANTITY					VALUE				
	1926-27	1927-28	1928-29	1929-30	1930-31	1926-27	1927-28	1928-29	1929-30	1930-31
						R	R	R	R	R
TEXTILES—continued										
Cotton—continued										
Manufactures—continued										
Twist and Yarn—continued										
White (Bleached) . Lbs.	11,500	..	24,026	29,542	3,632	15,669	..	32,111	36,849	4,098
Coloured—										
Nos. 1 to 20 . "	1,400	1,524
Nos. 21 to 25 . "	2,000	2,404
Nos. 26 to 30 . "	22,670	5,727	..	3,200	800	20,015	6,744	..	4,034	970
Nos. 31 to 40 . "	183,950	317,449	284,975	357,855	13,100	2,63,345	3,99,432	3,86,182	4,65,447	17,119
Nos. 41 to 50 . "	20,800	27,399	..
Above No. 50 . "	1,215	33,590	..	400	12,000	3,038	81,722	..	876	24,000
Twofolds (Doubles) "	..	4,400	..	3,330	3	..	5,922	..	5,711	5
Total Coloured . "	211,235	362,166	284,975	386,085	25,903	2,90,326	4,98,871	3,86,182	5,03,467	42,094
Others . . . "	190	..	787	822	40	239	..	1,055	980	89
Total Twist and Yarn . "	313,612	425,256	311,127	1,428,340	64,435	4,35,666	5,64,611	10,24,633	16,56,523	76,743
Blankets . . . "	15,487	112,408	25,362	405,477	469,660	8,914	90,127	16,933	2,36,331	2,63,763
Canvas . . . Yards	206,450	308,734	516,038	227,500	299,145	34,319	50,847	82,626	34,833	88,765
Handkerchiefs and Shawls in the piece—Shawls . . . No.	40,530	43,523	39,362	4,387	46,429	90,557	94,324	64,744	80,966	83,612
Hosiery—										
Stockings and socks Dozen pairs.	6,049	12,972	16,347	24,600	11,723	23,137	39,966	48,756	68,004	24,805
Underwear . . . Doz.	160	3,278	782	1,250	1,132	2,339	18,957	3,764	9,549	4,832
Other sorts . . . Value	492	4,021	2,801	12,074	1,394
Total Hosiery . . . "	25,978	62,944	55,321	89,627	31,031
Lace and patent net . Yards	34,200	15,637	34,940	6,633	26,607	23,333	15,126	17,039	4,490	13,544
Piecegoods—										
Grey (unbleached) plain grey . Yards	1,561	49,129	10,579	353,796	300,640	1,170	34,571	3,514	90,329	61,392
White (Bleached)—Checks, spots and stripes Yards	52,656	197,113	131,511	329,331	7,200	27,320	63,336	39,339	79,044	1,799
Drills and Jeans . "	21,805	24,150	2,540	43,033	..	7,310	9,054	1,064	17,678	..
Jaconet, Madapolams, Cambrics and Muslins . "	439,733	652,773	382,224	598,566	319,904	2,42,927	2,97,935	1,84,013	2,29,087	1,25,735
Lawns . . . "	165,247	80,274	127,792	99,099	57,396	74,437	41,447	49,839	52,962	21,224
Longcloth and shirtings . "	43,261	177,460	350,304	237,224	376,321	19,324	54,137	1,12,554	91,295	92,045
Nainsooks . . . "	542,397	24,926	56,611	276,033	..	2,20,930	9,727	15,669	57,321	..
Sheetings . . . "	612	93,471	..	450	30,249	..
Unspecified descriptions . "	424,205	535,320	394,030	262,343	33,941	2,17,766	2,30,090	1,47,699	79,294	12,373
Total White (bleached) . "	1,639,416	1,692,016	1,445,013	1,991,670	800,262	3,10,514	7,14,776	5,50,227	6,37,430	2,63,676
Coloured, printed or dyed—										
Printed goods—										
Cambrics . . . Yards	345,009	5,417	71,979	47,372	..	1,02,366	2,130	40,342	14,160	..
Checks, spots and stripes . . . "	17,354	25,603	30,731	2,392	..	7,337	12,402	29,167	1,157	..
Drills and Jeans . . . "	25,160	89,170	66,997	11,640	22,119	15,135
Flannels and Flannel-ettes . . . "	3,655,441	6,845,466	3,795,070	2,314,407	602,361	11,30,752	17,90,475	21,85,311	5,69,580	1,19,240
Lungs . . . "	..	50,980	14,558
Prints and chintz . . . "	351,503	1,300,473	2,539,721	1,274,097	524,781	1,10,324	4,08,937	5,33,251	2,93,216	93,423
Sateens . . . "	18,493	16,025	55,609	6,194	6,029	14,804
Shirtings . . . "	430,130	659,499	604,066	422,179	117,649	1,47,025	1,72,038	1,76,940	1,14,137	26,116
Twills . . . "	2,698,369	6,216,996	10,496,294	7,520,429	2,346,179	7,96,399	15,57,332	25,37,769	27,40,050	4,36,349
Unspecified descriptions . . . "	75,337	430,502	752,973	74,461	103,285	37,917	1,07,998	1,36,311	21,627	13,134
Total Printed goods . . . "	7,617,796	15,940,131	23,468,490	11,655,337	3,694,255	23,46,554	40,94,068	57,70,020	27,53,927	6,93,261

No. 13—continued

ITALY—continued

IMPORTS THEREFROM—continued

ARTICLES	QUANTITY					VALUE				
	1926-27	1927-28	1928-29	1929-30	1930-31	1926-27	1927-28	1928-29	1929-30	1930-31
<i>TEXTILES—continued</i>										
<i>Cotton—continued</i>										
<i>Manufactures—continued</i>										
Coloured, printed or dyed— <i>continued</i>										
Dyed goods—										
Cambrics . . . Yards	449,745	481,728	265,420	356,327	58,167	2,42,330	2,32,487	1,43,758	1,71,069	10,994
Checks, spots, and stripes . . . "	30,740	182,656	79,681	107,580	19,236	19,728	89,220	48,384	67,871	7,610
Drills and Jeans . . . "	87,217	45,009	54,505	107,998	2,132	34,314	16,541	17,004	42,191	1,188
Flannel and Flannelettes . . . "	410,276	224,998	1,744,929	384,672	268,139	1,49,315	87,135	5,59,654	1,23,777	55,141
Italian cloth and satoons . . . "	311,570	500,718	786,935	1,001,891	755,511	1,86,283	2,59,665	3,93,587	4,75,115	2,56,930
Prints and chintz . . . "	61,447	68,946	18,486	26,112
Shirtings . . . "	367,656	481,771	347,656	258,132	86,580	1,35,407	1,64,550	1,39,999	84,988	7,215
Twills . . . "	544,558	812,663	1,664,214	1,907,921	1,367,634	2,91,431	4,36,612	3,33,704	3,97,658	6,08,010
Unspecified descriptions . . . "	254,970	345,787	796,311	383,905	338,591	1,65,066	2,01,755	3,62,115	1,76,627	1,58,356
Total Dyed goods . . . "	2,536,179	3,094,217	5,736,610	4,503,426	2,826,040	12,39,360	15,24,077	24,97,105	20,39,846	11,13,344
Woven coloured goods—										
Cambrics . . . Yards	51,495	135,788	31,569	187,687	13,940	44,848	53,822	29,246	77,660	11,681
Checks, spots and stripes . . . "	15,131	40,720	125,880	210,146	167,170	14,447	16,172	71,990	1,01,140	67,283
Coatings and trouserings . . . "	3,109,670	2,762,100	3,414,775	2,351,394	1,080,420	20,06,177	15,95,938	23,02,698	16,04,720	5,09,311
Drills and Jeans . . . "	172,077	62,636	214,488	277,559	..	68,857	22,398	84,424	1,05,926	..
Flannel and Flannelettes . . . "	427,635	422,308	730,271	849,946	174,618	1,43,375	1,50,048	2,31,937	2,56,925	40,641
Shirtings . . . "	246,421	545,938	844,633	1,531,898	540,112	1,04,057	2,02,984	3,13,094	4,95,891	1,75,711
Twills . . . "	140,698	89,706	72,840	27,368	2,214	89,221	54,760	86,947	9,343	876
Velvet and Velveteens . . . "	38,147	59,408	76,015	32,207	15,089	24,670	31,347	56,600	19,066	7,063
Unspecified descriptions . . . "	1,195,676	1,400,786	1,401,511	1,362,452	235,915	9,19,992	7,67,324	8,44,970	7,87,209	1,04,900
Total Woven coloured goods . . . "	5,397,000	5,528,379	6,911,982	6,830,652	2,229,478	34,15,142	28,95,823	39,71,906	34,57,880	10,07,971
Total Coloured, printed or dyed . . . "	15,550,975	24,562,727	36,112,032	22,939,915	8,749,773	70,01,056	85,13,973	1,22,39,091	82,51,653	28,14,577
Fents of all descriptions . . . "	13,875	34,458	33,205	96,860	64,200	10,147	10,956	14,738	39,517	17,687
Fents of all descriptions not more than 9 yards length* . . . "	—	—	—	—	48,141	—	—	—	—	13,367
Others* . . . "	—	—	—	—	16,119	—	—	—	—	4,320
Other sorts of manufactures . . . Value	—	—	—	68,489	—	1,69,221	48,477	1,04,687	1,00,236	98,038
Total Cotton manufactures (including twist and yarn) . . . "	—	—	—	—	—	86,15,875	1,01,75,742	1,41,73,658	1,12,22,085	37,52,338
Flax—										
Canvas . . . Yards	21,061	..	10,015	8,884	5,025	28,968	..	9,335	5,994	6,165
Other sorts . . . Value	—	—	—	—	—	21,311	8,679	11,731	11,608	5,586
Faberdashery and Millinery—										
Lace and embroidery . . . "	—	—	—	—	—	2,51,599	3,77,684	5,57,337	3,98,977	5,22,327
Other sorts . . . "	—	—	—	—	—	3,45,290	4,50,709	6,46,864	5,48,560	3,95,948
Hemp—										
Manufactures—										
Cloth . . . Yards	50,237	6,683	3,196	7,604	9,458	68,207	8,612	1,694	10,701	12,569
Other sorts . . . Value	—	—	—	—	—	1,97,335	1,09,044	56,928	48,692	55,484
Jute—										
Gunny cloth . . . Yards	1,485,650	23	326,875	138	..	2,22,526	26	36,703	299	..
Silk—										
Raw . . . Lbs.	..	11,035	118,499	29,840	41,707	4,83,440	1,13,816	..
Waste . . . "	11,342	1,323	13,154	4,530
Manufactures—										
Silk yarn, noils, and waps . . . "	398,431	406,160	832,095	730,833	432,264	21,32,256	20,13,332	34,45,090	29,57,488	15,95,162
Goods of silk mixed with other materials . . . Yards	234,635	261,273	314,056	89,568	39,002	2,61,322	2,98,027	3,71,320	70,096	60,492
Piece-goods . . . "	17,339	13,558	19,208	18,677	9,392	18,449	22,054	22,618	26,079	15,334
Thread, sewing . . . Lbs.	5,091	2	483	30,538
Other sorts . . . "	15,419	4,505	306	20,314	12,189	1,208	53	2,584
Total Silk manufactures (including silk yarn, etc.) . . . Value	—	—	—	—	—	24,71,929	23,45,652	38,40,231	30,53,716	16,63,572

* Sub-divided from 1930-31.

IMPORTS THEREFROM—concluded

ARTICLES	QUANTITY					VALUE				
	1926-27	1927-28	1928-29	1929-30	1930-31	1926-27	1927-28	1928-29	1929-30	1930-31
						R	R	R	R	R
TEXTILES—concluded										
Wool—										
Yarn and knitting wool (b) . . . Lbs.	6,377	26,411	202	—	—	12,707	58,975	386	—	—
Worsted yarn for weaving . . . "	—	—	—	337	..	—	—	—	1,303	..
Knitting wool . . . Value	—	—	—	1,003	850	—	—	—	3,094	2,731
Manufactures—										
Blankets and rugs other than floor rugs . . . "	172,388	524,309	3,956,950	4,160,107	3,336,095	2,28,634	7,08,079	51,31,501	44,87,343	33,34,353
Carpets and floor rugs . . . "	1,350,715	2,508,650	13,598	355,740	12,196	21,82,535	34,06,227	27,935	3,09,983	10,785
Hosiery . . . "	17,863	7,018	2,415	2,048	261	32,581	37,439	11,552	6,748	1,579
Piece goods . . . Yards	3,575,190	3,371,715	2,055,200	2,129,390	2,017,031	35,37,001	36,99,087	31,05,250	29,31,205	25,30,806
Shawls . . . No.	358,254	320,409	365,682	186,339	129,860	8,83,482	6,87,314	7,78,285	3,91,029	3,12,348
Other sorts . . . Value	—	—	—	—	—	29,005	12,322	31,856	59,589	33,123
Total Woollen manufactures (including yarn and knitting wool) . . . "	—	—	—	—	—	60,06,085	87,60,943	90,86,315	88,00,794	62,22,094
Artificial silk—										
Artificial silk yarn . . . Lbs.	3,843,179	3,431,879	3,637,717	3,482,784	4,519,807	64,15,052	66,23,519	61,08,045	45,80,655	50,60,263
Piece goods of cotton and artificial silk . Yards	13,900,507	16,021,907	17,805,278	11,472,585	5,574,976	80,81,512	91,30,835	92,04,160	51,17,513	19,64,195
Piecegoods made entirely of artificial silk (c) . . . "	—	—	—	—	101,593	—	—	—	—	59,715
Piecegoods made of cotton and artificial silk (c) . . . "	—	—	—	—	2,245,704	—	—	—	—	7,06,241
Other sorts . . . Value	—	—	—	—	—	38,893	22,455	54,376	61,318	35,163
TOILET REQUISITES (NOT SPECIFIED ELSEWHERE) . . . "	—	—	—	—	—	1,48,720	1,07,345	2,10,340	2,17,972	1,37,171
TOYS AND REQUISITES FOR GAMES . . . "	—	—	—	—	—	5,832	11,292	8,059	7,111	4,941
UMBRELLAS AND UMBRELLA FITTINGS . . . "	—	—	—	—	—	3,849	10,742	56,230	5,425	61,363
VEHICLES, excluding LOCOMOTIVES, ETC., FOR RAILWAYS—										
Mechanically propelled vehicles (excluding railway locomotives and tractors)—										
Carriages, Wagoons and parts for Railways (a) Value	—	—	—	—	—	—	—	90,038	31,507	1,33,141
Motor cars (including taxi cabs) . . . No.	1,416	1,367	987	1,150	917	36,91,525	344,7,983	22,38,468	26,40,965	19,41,686
Motor cycles (including scooters) . . . "	1	1	..	1	1	345	700	..	255	1,116
Motor Omnibuses—Imported with bodies . . . "	12	45	57	1	1	22,859	82,704	3,10,010	1,603	1,381
Chassis . . . "	87	162	30	3	9	1,80,953	2,42,344	44,204	6,973	17,261
Parts of mechanically propelled vehicles and accessories other than of aircrafts (excluding rubber tyres) . . . Value	—	—	—	—	—	1,14,425	1,60,350	1,56,606	1,73,552	2,59,171
Total of Mechanically propelled Vehicles, etc. "	—	—	—	—	—	40,10,107	39,34,081	28,47,127	28,54,885	23,53,701
Other kinds . . . "	—	—	—	—	—	1,111	10,276	8,893	4,616	2,176
Total Vehicles (including locomotives, etc., for railways) . . . "	—	—	—	—	—	40,11,218	39,44,357	28,56,020	28,59,501	23,55,877
WOOD AND TIMBER—										
Deal and Pine wood Cubic ton	554	714	454	133	270	49,558	68,154	37,600	10,591	21,330
Other kinds of wood and timber . . . Value	—	—	—	—	—	1,928	68,106	2,404	4,343	380
Manufactures of wood other than furniture and cabinetware . . . "	—	—	—	—	—	12,204	6,413	6,713	18,087	19,866
Total Wood and Timber . . . "	—	—	—	—	—	63,750	1,42,673	46,717	33,021	41,576
POSSIBLE ARTICLES NOT SPECIFIED . . . "	—	—	—	—	—	41,90,894	51,09,182	43,34,513	70,83,401	52,45,400
ALL OTHER ARTICLES OF MERCHANDISE . . . "	—	—	—	—	—	77,889	92,467	1,07,168	1,23,922	1,03,296
GRAND TOTAL . . . "	—	—	—	—	—	6,16,11,411	6,70,30,625	7,35,81,631	6,73,36,061	4,50,51,822

(a) For previous years' figures see under "Railway Plant and Rolling Stock".
 (b) Shown under heads immediately following from 1929-30.
 (c) Separately recorded from September 1930.

No. 13—continued
ITALY—continued
EXPORTS THERE TO

INDIAN MERCHANDISE

ARTICLES	QUANTITY					VALUE				
	1926-27	1927-28	1928-29	1929-30	1930-31	1926-27	1927-28	1928-29	1929-30	1930-31
ANIMALS, LIVING No.	34	14,817	113	65	7,611	980
APPAREL (including DRAPERY UNIFORMS AND ACCOUTRE- MENTS BUT excluding HOSIERY AND BOOTS AND SHOES) Value.	—	—	—	—	—	2,270	170	465	2,450	5,382
COAL AND COKE— Coal Tons	1,084	11,082
COFFEE Cwts.	4,024	9,402	4,138	6,328	10,293	3,40,062	7,44,048	3,30,000	5,01,063	6,72,002
COKE, UNMANUFACTURED . Tons	53	14	15	15	32	15,910	4,075	4,838	4,475	9,057
COKE, MANUFACTURED (excluding ROPE) "	1,930	1,704	1,578	1,347	1,728	6,81,168	5,69,512	5,02,008	5,84,085	5,60,396
DRUGS AND MEDICINES (excluding CHEMICALS AND NARCOTICS) Value	—	—	—	—	—	32,016	22,309	31,342	22,700	22,803
DYING AND TANNING SUBSTANCES— Cutch and Gambler Cwts.	875	835	750	640	975	18,408	16,406	14,652	13,117	14,378
Indigo "	2	48	16	400	7,520	3,520
Myrobalans "	1,800	2,300	1,094	5,437	12,476	12,250	14,900	6,770	47,113	87,191
Myrobalan extracts "	..	469	776	531	296	..	5,943	11,496	6,772	3,061
Turmeric "	202	389	51	103	591	2,476	7,143	405	3,090	11,525
Other sorts "	61	..	100	..	111	1,254	..	1,000	..	3,844
Total Dyeing and Tan- ning substances "	2,040	4,041	2,771	6,711	14,465	34,788	51,912	34,323	70,092	1,24,019
FIBER FOR BRUSHES AND BROOMS Tons	60	44	75	47	63	24,472	16,808	28,081	17,594	23,823
FRUITS AND VEGETABLES— Fresh fruits and vegeta- bles Value	—	—	—	—	—	60	5,475	1
Fruits and vegetables; dried, salted, or pre- served, all sorts Tons	463	542	474	674	339	1,28,184	1,39,294	1,01,758	1,77,861	71,803
FURNITURE AND CAR- PET WARE Value	—	—	—	—	—	8,345	33,843	4,944	5,332	3,481
GRAIN, PULSE, AND FLOUR— Barley Tons	..	60	49	7,200	5,928
Jowar and bajra "	10	10	40	65	25	1,414	1,300	6,560	9,076	3,410
Maize "	..	693	12,013	69,305	13,04,978
Pulse "	6	28	9	14	60	920	6,657	1,520
Rice, not in the husk— Boiled rice "	350	64,612
Cleaned rice "	9,025	27,232	80,023	9,895	10,272	14,41,366	39,28,107	44,31,508	13,62,258	9,24,848
Broken cleaned rice "	250	1,150	1,225	31,250	1,16,587	79,721
Other sorts "	9,396	14,31,685
Total Rice, not in the husk "	18,421	27,232	80,623	11,045	11,497	29,23,051	39,28,107	45,27,370	14,78,845	10,04,569
Wheat "	950	1,51,687	28
Other sorts "	50	1	10	14	..	7,692	75	1,197
Total Grain, Pulse, and Flour "	19,381	27,995	42,781	11,139	11,542	30,76,180	40,05,972	58,53,448	14,94,663	10,10,859
GUMS AND RESINS Cwts.	896	2,704	1,535	9,285	3,506	14,795	41,040	32,170	1,19,035	44,695
HARDWARE AND CUTLERY including PLATEDWARE. Value.	—	—	—	—	—	470	165	460	1,050	10,781
HIDES AND SKINS, RAW— Buffalo hides { Tons 497 236 313 151 111 } { =No. =85,880 =67,722 =62,379 =40,908 =29,284 } Cow hides { Tons 5,233 4,453 4,796 4,078 4,263 } { =No. =1,454,997 =1,240,035 =1,218,619 =1,074,170 =1,212,290 } Gulf-skins { Tons 108 211 232 157 124 } { =No. =50,174 =34,091 =120,825 =77,400 =54,100 } Other hides { TONS 8 .. 3 } { =No. =200 .. =250 } Total Hides, raw { Tons 5,838 4,950 5,394 4,338 4,501 } { =No. =1,591,051 =1,397,848 =1,402,023 =1,102,473 =1,296,032 }	3,63,024	1,96,677	2,41,369	1,51,254	72,853	49,44,690	42,43,116	49,11,243	42,14,852	31,27,870
{ TONS 89,442 2,42,591 3,33,008 1,63,276 90,126 } { =No. 1,106 .. 597 }	89,442	2,42,591	3,33,008	1,63,276	90,126	1,106	..	597
{ Tons 5,838 4,950 5,394 4,338 4,501 } { =No. =1,591,051 =1,397,848 =1,402,023 =1,102,473 =1,296,032 }	58,97,156	46,82,334	54,91,726	45,29,332	32,91,446
{ TONS 70 117 140 236 331 } { =No. =206,422 =207,413 =225,064 =333,232 =470,352 }	2,66,455	2,18,186	2,37,721	3,33,460	4,64,723
{ TONS 5,908 5,067 5,534 4,622 4,832 } { =No. =1,797,473 =1,605,261 =1,627,087 =1,525,720 =1,766,384 }	56,63,611	49,00,570	57,29,447	40,12,842	37,56,174

INDIAN MERCHANDISE—continued

ARTICLES	QUANTITY					VALUE				
	1926-27	1927-28	1928-29	1929-30	1930-31	1926-27	1927-28	1928-29	1929-30	1930-31
HORNS, TIPS AND FIBERS OF HORN . . . Cwts.	565	2,133	3,299	2,427	2,084	₹ 4,554	₹ 16,145	₹ 33,030	₹ 25,430	₹ 15,186
KAPOK . . . "	3,216	1,779	3,704	1,124	2,628	₹ 1,81,868	₹ 96,960	₹ 1,60,962	₹ 49,376	₹ 96,089
LAC—										
Button . . . "	563	319	717	550	213	₹ 59,370	₹ 40,650	₹ 1,08,590	₹ 68,505	₹ 15,587
Seed . . . "	37	15	31	95	125	₹ 3,494	₹ 1,897	₹ 8,320	₹ 11,306	₹ 8,109
Shell . . . "	5,072	5,080	6,797	5,865	6,338	₹ 5,19,466	₹ 7,05,963	₹ 8,87,572	₹ 6,59,297	₹ 4,12,679
Stick . . . "	183	59	218	₹ 9,345	₹ 5,591	₹ 17,610	..	₹ 5
Total Lac . . . "	5,805	5,462	7,813	6,510	6,676	₹ 5,91,675	₹ 7,63,101	₹ 10,17,092	₹ 7,39,103	₹ 4,36,470
LEATHER—										
Hides, tanned or dressed { Tons 1 { =No. 24 { =260	1	₹ 30	₹ 2,550
Skins, tanned or dressed—										
Goat Skins { Tons 1 { =No. 2,000 { =4,212	1	1	₹ 4,248	₹ 8,407	..	₹ 150	₹ 78
Sheep Skins { Tons 5 { =No. 19,500 { =20,112	5	7	3	4	1	₹ 26,400	₹ 33,086	₹ 11,602	₹ 22,956	₹ 13,086
Other Skins { Tons { =No. { =200	₹ 300	₹ 1,000	₹ 632
Total Skins, tanned or dressed { Tons 6 { =No. 21,500 { =24,324	6	8	3	4	1	₹ 30,648	₹ 41,493	₹ 11,902	₹ 24,106	₹ 13,696
Total Hides and skins, tanned or dressed { Tons 6 { =No. 21,500 { =24,348	6	8	4	4	1	₹ 30,648	₹ 41,523	₹ 14,452	₹ 24,106	₹ 13,696
MANURES—										
Hornmeal . . . Tons	79	₹ 10,283	..
METALS AND ORES—										
Brass, Bronze and similar alloys . . . Cwts.	10	13	50	69	45	₹ 1,650	₹ 2,550	₹ 9,911	₹ 7,723	₹ 4,606
Chromite (chrome iron ore). Tons	1,650	1,720	1,800	750	1,560	₹ 49,500	₹ 61,750	₹ 54,000	₹ 22,500	₹ 40,600
Ferro Manganese . . . "	110	₹ 18,020
Iron or Steel (excluding ore) . . . "	12,775	14,165	10,969	19,144	10,928	₹ 5,41,121	₹ 6,91,668	₹ 3,79,132	₹ 8,35,893	₹ 4,31,993
Lead, pig . . . Cwts.	49,002	₹ 6,78,424
Manganese ore . . . "	7,400	5,650	8,975	4,246	620	₹ 2,85,125	₹ 2,05,250	₹ 2,97,387	₹ 1,49,920	₹ 15,600
Tin . . . Cwts.	13,000	9,397	4,487	1,681	3,960	₹ 32,506	₹ 14,219	₹ 7,033	₹ 9,400	₹ 4,697
Wolfram ore . . . Tons	10	₹ 6,002
Metals, unenumerated Cwts	4	..	390	..	471	₹ 1,200	..	₹ 5,040	..	₹ 13,000
Ores . . . Tons	5	20	₹ 2,000	₹ 800	..
Total Metals and Ores . . . "	22,476	22,005	22,105	24,248	15,792	₹ 9,11,102	₹ 9,75,437	₹ 7,72,523	₹ 10,25,736	₹ 12,01,092
MICA—										
In blocks . . . Cwts.	339	447	148	542	277	₹ 40,930	₹ 31,374	₹ 41,613	₹ 36,162	₹ 44,994
In splittings . . . "	767	930	1,439	649	1,133	₹ 1,13,932	₹ 1,08,058	₹ 2,30,708	₹ 69,144	₹ 1,44,443
Total Mica . . . "	1,106	1,377	1,587	1,191	1,410	₹ 1,54,862	₹ 1,39,432	₹ 3,22,321	₹ 1,55,306	₹ 1,89,437
OILS—										
Essential . . . Gals.	690	1,552	1,185	1,880	842	₹ 15,630	₹ 23,432	₹ 26,614	₹ 31,304	₹ 14,781
Vegetable, non-essential—										
Castor . . . "	2,200	₹ 5,000
Coconut . . . "	10,336	₹ 23,551
Other sorts . . . "	8	₹ 8
Total Oils . . . "	13,232	1,552	1,193	1,880	842	₹ 44,181	₹ 23,432	₹ 26,622	₹ 31,304	₹ 14,781
Oil cakes—										
Groundnut cake . . . Tons	29	..	551	₹	₹ 3,659	..	₹ 45,706
Linseed cake . . . "	..	400	..	49	₹ 40,000	..	₹ 4,689	..

No. 13—continued
ITALY—continued
EXPORTS THERE TO—continued

INDIAN MERCHANDISE—concluded

ARTICLES	QUANTITY					VALUE				
	1926-27	1927-28	1928-29	1929-30	1930-31	1926-27	1927-28	1928-29	1929-30	1930-31
PAINTS AND PAINTERS' MATERIALS . . . Value	—	—	—	—	—	B	R	R	R	B
Paper making Materials . . Cwts.	..	944	323	13,036	7,998	3,080	40,711	49,264
PARAFFIN WAX . . . Tons	615	1,045	2,563	1,689	2,046	2,89,625	4,87,725	11,73,480	7,50,745	9,08,706
Plants living including Bulbs and seeds for sowing . . . Value	—	—	—	—	—	5	8,330	615
RUBBER—Raw . . . Lbs.	..	18	112,000	11,200	18	99,400	11,200	..
SEEDS—Oil-seeds—Essential—Fennel . . . Tons	..	40	25	5	23,700	16,360	2,600	..
Other Sorts . . . "	7	10	1,823	2,030	..
Non-essential—Castor . . . "	7,594	10,303	9,702	6,183	6,498	15,40,414	22,53,382	19,56,776	13,08,193	11,53,301
Copra or cocconut kernel . . "	261	100	88,522	21,000
Cotton . . . "	150	33,000	..	5
Groundnuts . . . "	50,333	80,076	121,267	54,708	76,975	1,30,06,832	2,03,92,763	2,91,84,593	1,23,23,970	1,13,02,785
Linseed . . . "	23,654	40,664	27,773	23,429	32,029	60,99,120	88,22,259	60,79,209	66,33,441	72,64,158
Mustard . . . "	10	..	39	6	..	3,600	..	9,810	1,460	..
Niger . . . "	..	5	..	75	100	..	1,256	..	14,000	25,000
Poppy . . . "	..	50	2	..	10,750	506
Rape . . . "	43,237	20,650	12,796	725	1,700	99,30,147	46,21,585	27,60,168	1,25,548	2,64,000
Sesamum (til or jinji),, . . "	50	1,200	9,480	1,700	12	13,000	3,16,375	24,25,544	4,23,002	1,875
Other sorts . . . "	10	..	49	1,711	..	8,673
Total Seeds non-essential . . "	130,139	153,137	181,217	91,826	118,263	3,07,71,635	3,84,39,820	4,24,50,811	2,08,20,674	2,03,20,298
Other than oil seeds . . "	3	623
Total seeds . . . "	130,139	153,177	181,249	91,841	118,266	3,07,71,635	3,84,39,820	4,24,50,811	2,08,20,674	2,03,20,920
SPECIMENS ILLUSTRATIVE OF NATURAL SCIENCES Value	—	—	—	—	—	11,175	690	50	..	358
SPICES—Ginger . . . Cwts.	100	78	..	10	40	5,000	3,162	..	350	800
Pepper . . . "	12,292	21,754	21,729	29,740	23,660	7,32,450	19,26,375	21,38,660	26,01,402	15,23,012
Other sorts . . . "	1	10	6	6	2	800	3,000	1,680	1,510	100
Total Spices . . . "	12,393	21,842	21,735	29,765	23,702	7,37,750	19,32,637	21,40,340	26,03,202	15,23,912
YEA, BLACK . . . Lbs.	84,609	15,624	27,503	22,544	5,329	29,139	16,288	18,624	16,378	6,128
TEXTILES—Cotton—Raw . . . Tons	54,420	59,026	68,584	70,121	64,621	5,17,71,738	5,86,75,349	6,61,66,364	5,79,14,432	3,77,45,640
Waste . . . Cwts.	3,356	1,986	6,760	24,184	2,517	1,05,175	59,900	1,63,843	2,59,385	42,650
Manufactures—Twist and Yarn . . Lbs.	47,200	112,150	93,040	9,730	33,600	23,293	62,349	53,605	8,450	16,531
Other sorts . . . Value	—	—	—	—	—	1,090	150	10,218	2,402	71
Hemp (chiefly ramni)—Raw . . . Cwts.	6,051	28,460	65,221	29,331	6,454	1,20,162	4,14,716	9,61,944	4,14,685	90,529
Jute—Raw . . . Tons	45,261	49,085	60,655	54,902	42,213	1,70,60,304	1,70,80,122	2,22,34,653	1,39,74,082	92,29,180
Manufactures—Gunny bags . . . No.	..	20,000	..	46,500	105,000	..	6,800	..	21,925	27,612
Gunny cloth . . . Yards	166,000	80,958
Total Jute manufactures Value	—	—	—	—	—	80,958	6,800	..	21,925	27,612
Silk, raw . . . Lbs.	274,081	238,422	396,129	547,537	219,948	4,12,279	4,04,578	5,23,882	10,34,039	3,07,248
Wool, raw . . . "	4,704	67,083	33,540	56,351	91,167	3,705	59,826	24,937	44,590	43,685
Wool, manufactures . . . Value	—	—	—	—	—	7,820	3,715	9,685	13,619	12,362
TOYS AND REQUISITES FOR GAMES AND SPORTS (including FISHING TACKLE other than FIREARMS) . . "	—	—	—	—	—	788	..	100	8,330	1,935
WOOD AND TIMBER ALL OTHER ARTICLES OF MERCHANDISE . . "	—	—	—	—	—	54,732	3,535	6,075	27,538	87,422
GRAND TOTAL . . .	—	—	—	—	—	11,34,76,442	12,86,51,186	15,18,63,136	11,31,50,840	7,85,44,562

No. 13—continued
ITALY—concluded
EXPORTS THERETO—concluded

FOREIGN MERCHANDISE

ARTICLES	QUANTITY					VALUE				
	1926-27	1927-28	1928-29	1929-30	1930-31	1926-27	1927-28	1928-29	1929-30	1930-31
APPAREL (including DRESSY, UNIFORMS, ACCOUTREMENTS, BUT excluding HOSIERY AND BOOTS AND SHOES) . . . Value	—	—	—	—	—	R 6,505	R 23,225	R 10,354	R 10,178	R 20,009
CHINESE AND JAPANESE WARE (including Lacquered ware but excluding earthenware and porcelain) . . . "	—	—	—	—	—	8,040	85
COAL AND COKE . . . Tons	110	995	..	1,725	2,171	2,640	22,085	..	35,536	44,521
CORDAGE AND ROPE OF VEGETABLE FIBRE (excluding jute and cotton) . . . Cwts.	70	10,965
DYING AND TANNING SUBSTANCES . . . Value	—	—	—	—	—	9,959	1,23,045	2,050	575	..
GLASS AND GLASSWARE . . . "	—	—	—	—	—	6,008	..	1,385	4,525	1,020
GUMS AND RESINS . . . Cwts.	1,380	2,925	2,034	2,325	769	45,710	1,00,693	1,21,130	1,13,799	10,587
HARDWARE (excluding cutlery and electroplated ware) . . . Value	—	—	—	—	—	2,905	8,818	34,441	64,010	61,365
INSTRUMENTS, APPARATUS, AND APPLIANCES, AND PARTS THEREOF . . . "	—	—	—	—	—	4,729	36,866	8,443	15,427	22,385
MACHINERY AND MILLWORK . . . "	—	—	—	—	—	6,086	13,291	7,810	11,994	12,612
METALS AND ORES— Iron or Steel . . . Tons	17,653	13,209	8,525	20,930	7,259	5,96,815	4,77,338	2,32,457	8,41,768	1,86,038
Others . . . "	103	25	..	5,033	..	40
Total Metals and Ores . . . "	17,653	13,209	8,628	20,930	7,259	5,96,840	4,77,338	2,37,490	8,41,768	1,86,078
OILS— Mineral . . . Gals.	3,229,257	708,892	215,693	129,266	84,638	11,92,977	2,32,666	58,149	19,842	24,030
PROVISIONS AND OILMAN'S STORES (excluding fish and fruits and vegetables) . . . Cwts.	16	6	46	34	12	608	880	6,505	3,288	1,060
RUBBER— Manufactures . . . Value	—	—	—	—	—	80	450	706	23,050	55,446
TEXTILES— Cotton— Raw . . . Tons	78	379	29	19	19	1,35,700	6,12,450	54,000	27,060	33,300
Manufactures— Piecegoods . . . Yards	74,790	..	6,835	22,078	1,940	34,046	..	1,964	8,573	952
Haberdashery and Millinery . . . Value	—	—	—	—	—	14,500	..	2,525	3,231	5,742
Silk— Raw . . . Lbs.	31,328	5,513	..	30,210	24,500	..
Manufactures . . . Value	—	—	—	—	—	1,750	2,700	550	27,104	..
WOOL— Manufactures . . . "	—	—	—	—	—	10,765	13,285	32,539	2,02,595	1,43,388
OTHER TEXTILES— Manufactures . . . "	—	—	—	—	—	6,520	3,525	5,134	702	1,350
VEHICLES, excluding locomotives, etc., for railways . . . "	—	—	—	—	—	14,034	23,332	69,086	90,926	59,475
ALL OTHER ARTICLES OF MERCHANDISE . . . "	—	—	—	—	—	72,455	1,10,505	13,905	43,420	22,984
GRAND TOTAL . . . "	—	—	—	—	—	22,03,156	18,10,639	6,78,681	15,72,103	7,16,254
GRAND TOTAL OF INDIAN AND FOREIGN MERCHANDISE . . . "	—	—	—	—	—	11,56,79,598	18,04,61,325	15,25,41,707	11,47,22,943	7,92,60,816

FIUME

IMPORTS THEREFROM

ARTICLES	QUANTITY					VALUE				
	1926-27	1927-28	1928-29	1929-30	1930-31	1926-27	1927-28	1928-29	1929-30	1930-31
SUGAR— Beet . . . Tons	1,970	1,096	..	R 4,28,078	R 1,86,784	..
WOOD AND TIMBER . . . Value	—	—	—	—	—	1,183	..	61,349	36,588	13,739
ALL OTHER ARTICLES OF MERCHANDISE . . . "	—	—	—	—	—	2,411	4,343	1,423
GRAND TOTAL . . . "	—	—	—	—	—	4,29,261	..	63,760	2,26,715	20,167

No. 13—continued
FIUME—continued
EXPORTS THERE TO

ARTICLES	QUANTITY					VALUE				
	1926-27	1927-28	1928-29	1929-30	1930-31	1926-27	1927-28	1928-29	1929-30	1930-31
						R	R	R	R	R
GRAIN, PULSE, AND FLOUR— Rice, not in the husk Tons	25,920	28,451	28,713	24,548	7,400	42,47,383	36,56,350	39,53,029	30,54,707	8,08,795
SEEDS— Oil Seeds— Groundnuts "	1,100	1,001	2,62,437	2,09,550	..
Sesamum "
TEXTILES— Cotton, raw "	228	306	59	246	258	1,95,750	2,72,490	49,800	1,60,970	1,23,655
ALL OTHER ARTICLES OF MER- CHANDISE . Value	—	—	—	—	—	..	10,521	10,521	10,082	16,582
GRAND TOTAL "	—	—	—	—	—	44,43,083	39,39,361	42,75,787	34,44,309	9,49,032

ARTICLES	QUANTITY					VALUE				
	1926-27	1927-28	1928-29	1929-30	1930-31	1926-27	1927-28	1928-29	1929-30	1930-31
						R	R	R	R	R
GRAND TOTAL . Value	—	—	—	—	—	925	..
GRAND TOTAL OF INDIAN AND FOREIGN MER- CHANDISE "	—	—	—	—	—	44,43,083	39,39,361	42,75,787	34,45,234	9,49,032

AUSTRIA
IMPORTS THEREFROM

ARTICLES	QUANTITY					VALUE				
	1926-27	1927-28	1928-29	1929-30	1930-31	1926-27	1927-28	1928-29	1929-30	1930-31
						R	R	R	R	R
APPAREL (excluding HOSI- ERY AND BOOTS AND SHOES)— Apparel (including dra- pery, uniforms, accoutre- ments) . Value	—	—	—	—	—	11,568	18,313	11,111	14,904	12,062
Gold and silver thread "	—	—	—	—	—	9,218	14,287	9,948	6,250	1,276
Hats, caps, bonnets and hatters' ware "	—	—	—	—	—	29,436	1,29,867	1,96,368	47,729	28,642
Lametta Lbs.	439	7,458	12,372	1,351	4,106	691	13,135	15,845	2,014	5,671
Other sorts Value	—	—	—	—	—	20	40	802	..	5,703
Total Apparel (excluding hosiery and boots and shoes) "	—	—	—	—	—	50,933	1,75,692	2,34,069	70,897	49,414
ABRISTOS MANUFACTURES "	—	—	—	—	—	2,788	10,149	32,735	19,154	19,328
BOBBINS "	—	—	—	—	—	4,984	21,079	2,518	7,189	20,126
BOOKS, PRINTED, AND PRINTED MATTER (not being STATIONERY), in- cluding MAPS AND CHARTS Cwts.	68	31	10	42	44	28,848	2,090	2,153	2,517	4,006
BOOTS AND SHOES— Of leather Pairs	9,074	10,442	4,165	3,777	1,595	45,754	63,046	37,661	41,408	17,231
Of canvas with rubber soles (s) "	—	—	153,368	170,800	22,881	—	—	1,04,597	1,71,552	20,913
Of other materials "	266,801	483,277	74,704	44,731	9,278	3,29,629	5,18,620	92,949	46,648	3,778
Total Boots and Shoes "	276,475	493,719	232,237	219,308	33,754	3,75,283	5,81,666	2,95,507	2,59,608	46,922
BRUSHES AND BROOMS— Brushes— Paint and varnish brushes Dozen	5,930	5,057	10,224	11,068	5,407	10,537	9,800	18,227	19,803	14,060
Other brushes "	5,187	8,223	19,932	9,559	2,464	8,298	15,706	20,229	18,549	3,705
BUILDING AND ENGINEER- ING MATERIALS, other than OF IRON, STEEL, OR WOOD— Bricks— Bricks other than fire- bricks No.	15,008	12,839
Cement— Portland Tons	64	768	4,433	1,710	452	2,866	39,494	1,85,695	64,698	14,026
Other sorts Value	—	—	—	—	—	22,293	440	18,568	7,501	2,935
Total Building materials "	—	—	—	—	—	37,998	39,934	1,90,263	72,199	16,961
BUTTONS OF ALL SORTS— Metal "	—	—	—	—	—	86,428	45,337	22,483	10,908	4,399
Other sorts "	—	—	—	—	—	30,621	17,740	8,127	17,274	2,477
Total Buttons "	—	—	—	—	—	1,17,049	63,086	30,610	28,177	6,876
CHEMICALS AND CHEMICAL PREPARATIONS— Acetic Acid Cwts.	57	90	..	20	..	2,305	3,438	..	770	..
Tartaric Acid "	50	25	235	152	91	3,438	1,920	23,308	15,037	8,934
Carbide of Calcium "	1,914	350	130	352	..	27,818	4,526	1,775	4,960	..
and Acetate "	243	7,746
Other sorts of Chemicals Value	—	—	—	—	—	8,364	17,606	3,845	2,037	4,983
Total of Chemicals and Chem- ical preparations "	—	—	—	—	—	49,721	27,490	28,988	22,804	13,967
CLOCKS AND WATCHES AND PARTS THEREOF "	—	—	—	—	—	17,938	1,934	568	4,134	3,130
CORDAGE AND ROPE OF VEGE- TABLE FIBRE (excluding JUTE AND COTTON) Cwts.	36	..	20	168	250	2,986	1,878	3,250	17,968	19,867
COTLEBY "	—	—	—	—	—	4,732	..	4,481	3,219	1,993
DRUGS AND MEDICINES (exclu- ding CHEMICALS AND NARCOTI- CS) Value	—	—	—	—	—	6,408	18,869	6,448	2,816	798
EARTHENWARE AND PORCELAIN Earthenware "	—	—	—	—	—	15,533	42,076	94,011	52,900	8,163
Porcelain "	—	—	—	—	—	2,488	45,492	77,563	13,622	1,076
Total Earthenware and Porce- lain "	—	—	—	—	—	18,021	87,568	1,71,574	66,522	9,239
FINISHERS Lbs.	66,038	23,375	5,980	38,483	46,280	14,323	13,004	3,198	19,503	18,500
FRUITS AND VEGETABLES— Dried, salted or pre- served not being can- ned or bottled— Almonds Tons	23	5	119,152	2,309
Other sorts Value	—	—	—	—	—	7,688	12,612	10,225	78,973	16,681
Total of Fruits and Vegetables "	—	—	—	—	—	26,840	14,921	10,225	78,973	16,681

AUSTRIA—continued

IMPORTS THEREFROM—continued

ARTICLES	QUANTITY					VALUE				
	1926-27	1927-28	1928-29	1929-30	1930-31	1926-27	1927-28	1928-29	1929-30	1930-31
						R	R	R	R	R
FURNITURE AND CABINETWARE—										
Furniture of wood (other than bedsteads) . . . Value	—	—	—	—	—	46,164	41,400	26,342	10,054	14,700
Other sorts of Furniture and Cabinetware . . . "	—	—	—	—	—	4,567	5,000	4,680	4,972	6,147
Total Furniture and Cabinetware . . . "	—	—	—	—	—	50,731	46,529	30,972	21,026	20,946
GLASS AND GLASSWARE—										
Bangles "	—	—	—	—	—	66,255	50,431	29,599	79,773	66,164
Beads and false pearls . . Cwts.	509	1,185	2,051	1,168	401	94,744	1,30,680	2,06,257	1,55,488	55,622
Bottles and phials . . . Gross	837	13	102	..	138	14,255	970	5,054	41	3,566
Funnels, globes, etc. . . Value	—	—	—	—	—	1,16,610	1,31,038	1,64,658	1,77,345	1,22,606
Sheet and plate . . . Sq. ft.	54,800	103,103	30,320	23,454	600	11,960	26,378	6,714	4,674	378
Tableware (including decanters, tumblers, etc.) . . . Value	—	—	—	—	—	13,010	23,694	7,695	10,888	5,176
Other glassware . . . "	—	—	—	—	—	54,727	47,327	79,517	31,732	14,620
Total Glass and Glassware . . . "	—	—	—	—	—	3,71,561	4,11,115	4,09,488	4,59,936	2,68,132
HARDWARE excluding CUTLERY AND ELECTROPLATED WARE—										
Domestic hardware other than enamelled ironware . . . "	—	—	—	—	—	35,031	49,894	36,707	64,891	25,558
Enamelled ironware . . . "	—	—	—	—	—	3,02,005	3,05,269	3,61,415	1,06,558	31,647
Lamps, metal . . . No.	316,970	309,930	450,067	229,618	116,892	4,48,528	4,21,827	5,35,350	3,31,054	2,38,429
Parts of lamps, other than glass . . . Value	—	—	—	—	—	72,881	44,678	67,617	67,454	23,987
Safes and strong boxes of metal . . . No.	500	588	351	272	49	70,606	51,226	46,119	30,037	7,333
Stoves "	7,025	12,627	10,767	17,871	11,432	26,526	46,750	38,528	64,142	30,525
Other sorts Value	—	—	—	—	—	3,26,186	3,41,296	4,47,672	5,25,436	3,23,951
Total Hardware excluding Cutlery and Electroplated ware . . . "	—	—	—	—	—	12,81,763	13,20,939	16,33,406	11,89,572	6,86,430
HOPS Cwts.	103	103	26,486	18,285	—
INSTRUMENTS, APPARATUS, AND APPLIANCES AND PARTS THEREOF—										
Electrical—										
Electric wires and cables . . . Value	—	—	—	—	—	16,258	12,947	31,139	74,046	65,695
Electric glow lamps* No.	311,130	517,523	564,998	—	—	1,59,630	2,35,754	2,90,369	—	—
Standard lighting lamps (a) . . . "	—	—	—	311,151	316,034	—	—	—	1,62,160	1,41,283
Electric lamps, other sorts . . . "	6,948	23,644	30,266	5,757	6,007	4,848	13,678	28,947	3,328	9,517
Parts and accessories of electric lamps . . . Value	—	—	—	—	—	7,166	25,007	61,074	98,234	1,02,110
Electric Lighting accessories and fittings (including switches) . . . "	—	—	—	—	—	1,771	526	11,119	8,907	23,317
Batteries "	—	—	—	—	—	972	44,853	48,817	4,096	5,899
Other sorts "	—	—	—	—	—	10,224	7,570	20,717	17,262	28,290
Total Electrical Instruments . . . "	—	—	—	—	—	2,00,369	3,90,336	4,98,082	3,78,033	3,76,111
Optical. "										
Photographic "	—	—	—	—	—	462	10,140	9,794	9,209	57
Scientific and Philosophical "	—	—	—	—	—	1,842	57,681	106	..	979
Other kinds "	—	—	—	—	—	4,004	18,850	2,485	18,018	3,712
Total Instruments, Apparatus, etc. "	—	—	—	—	—	9,096	6,433	14,205	15,544	10,311
LEATHER "										
—	—	—	—	—	—	48,050	38,632	48,247	24,380	23,213
LIQUORS including DENATURED AND PERFUMED SPIRITS—										
Ale, Beer and Porter. Gals.	1,202	15,491	9,415	2,973	1,176	3,149	33,565	22,360	6,840	2,318
Spirit, present in drugs, medicines or chemicals . . . "	721	56	39	108	19	12,312	1,010	998	1,406	510
Other sorts of Liquors . . . "	91	135	25	492	..	3,017	2,838	675	4,831	6
Total Liquors including Denatured and perfumed spirits . . . "	2,014	15,682	9,479	3,573	1,195	18,478	42,408	24,028	13,077	2,834
MACHINERY AND MILLWORK—										
Prime movers other than electrical . . . Value	—	—	—	—	—	13,220	5,780	32,053	35,907	10,209
Electrical machinery . . . "	—	—	—	—	—	9,204	28,562	68,857	70,051	78,180
Metal working machinery . . . "	—	—	—	—	—	524	32	3,117	22,844	8,598
Paper mill machinery . . . "	—	—	—	—	—	11,324	5,104	2,337	2,189	1,269
Textile machinery . . . "	—	—	—	—	—	7,202	7,612	19,787	2,269	30,651
Type-writers, parts and accessories . . . "	—	—	—	—	—	—	243	2,910	39,940	1,518
Other sorts of machinery, etc. "	—	—	—	—	—	13,244	14,222	14,133	29,190	32,471
Total Machinery and Millwork . . . "	—	—	—	—	—	54,724	59,555	1,43,203	2,02,309	1,62,891

(a) Separately shown from 1929-30.
* Shown under sub-heads from 1929-30.

No. 13—continued

AUSTRIA—continued

IMPORTS THEREFROM—continued

ARTICLES	QUANTITY					VALUE				
	1926-27	1927-28	1928-29	1929-30	1930-31	1926-27	1927-28	1928-29	1929-30	1930-31
MANURES Tons	..	170	362	R	R	R	R	R
MACHES Gross of boxes	88,906	21,850	45,750	1,000	..	87,710	20,884	45,750	1,000	..
METALS AND ORES—										
Aluminium Cwts.	10	2	234	18	22	1,442	203	21,848	9,689	10,510
Brass, Bronze and similar alloys, and manufactures thereof . . . "	44	100	105	187	843	7,504	7,685	8,600	13,303	25,192
Copper—										
Unwrought—										
Tiles, ingots, cakes, bricks and slabs . . . "	2,501	1,46,869
Wrought "	118	92	16	73	301	15,044	6,065	1,014	7,252	14,576
German silver (including nickel silver) . . . "	2,054	5,277	7,749	6,030	2,683	2,09,991	4,78,976	6,93,842	5,29,542	2,36,344
Steel—										
Angle and tee . . . Tons	..	97	23	100	13,574	1,852
Bars "	65	346	17	8	..	7,237	32,781	3,942	1,823	21
Cast—										
Tool steel—										
Carbon "	24	46	21	6	4	8,200	20,768	10,194	3,281	1,780
Other sorts "	7	11	10	11	9	1,555	7,663	15,243	7,654	13,803
Total Steel "	95	500	71	25	18	17,092	74,781	37,261	12,708	16,604
Iron or steel—										
Bolts and nuts . . . "	216	508	556	555	527	94,202	2,17,505	2,64,695	2,72,756	1,95,069
Fencing materials (including fencing wire) . . . "	851	522	387	234	467	94,144	1,77,653	1,67,335	1,08,279	1,26,978
Hoops and Strips . . . "	2,227	350	3,16,852	47,746
Nails, rivets and washers . . . "	17	16	46	36	78	4,204	4,546	8,638	10,341	18,032
Screws (a) "	220	1,45,603
Screws (wood) . . . "	..	344	100	422	213	..	1,80,712	50,339	2,44,564	1,16,210
Screws (Metal thread) . . . "	..	262	470	129	151	..	1,20,040	2,30,627	59,235	60,357
Wire nails "	319	1,284	910	398	248	54,711	2,13,799	1,58,367	65,449	37,312
Wire other than fencing wire . . . "	300	404	142	9	50	43,677	60,533	23,250	1,653	7,438
Wire rope "	..	10	48	85	32	..	6,872	30,442	56,377	17,990
Other manufactures of iron or steel . . . "	8	35	11	9	46	3,080	7,081	5,637	8,690	20,081
Total Iron or Steel . . . "	3,658	3,795	2,690	1,877	1,812	7,56,433	10,36,487	9,30,430	8,27,355	5,99,468
Quicksilver . . . Lbs.	4,525	20,190	14,281	1,900	3,600	12,883	69,680	50,481	8,500	14,400
Metals, unenumerated . Tons	12	1	..	4	2	6,050	602	..	1,285	1,790
Total Metals (excluding ores) . . . "	4,005	4,578	3,173	2,217	1,996	11,72,788	16,75,009	17,63,378	14,09,634	9,18,884
Oils Gals.	..	1	..	256	6,657	..	20	3	406	20,548
OILCLOTH AND FLOOR-CLOTH Sq. Yd.	63,478	55,825	10,901	47,523	44,591	8,522
PAINTS AND PAINTERS' MATERIALS—										
Paints and Colours* . Cwts.	1,147	675	1,455	1,335	924	33,346	16,134	34,180	43,301	22,339
PAPER AND PASTEBOARD—										
Paper—										
Packing Paper . . . "	11,135	11,707	24,818	29,103	18,077	1,79,007	2,03,787	4,47,741	4,69,097	2,65,857
Printing Paper—										
Newsprinting "	87,588	51,096	90,291	119,386	113,582	12,56,813	6,38,975	11,69,019	15,29,305	13,64,662
Other sorts "	9,387	12,972	35,709	36,729	38,448	1,84,914	2,49,584	5,67,219	5,72,981	6,08,983
Writing Paper and Envelopes—										
Writing Paper in large size "	24,607	37,510	24,036	18,482	14,847	5,58,579	6,30,104	5,15,516	4,24,981	3,27,078
Note and Letter Paper . . . "	93	149	1,082	1,330	113	2,569	5,724	24,807	84,947	4,107
Envelopes imported separately "	35	128	51	224	..	1,043	3,943	1,104	9,353	..
Other kinds of Paper . . . "	2,655	2,965	3,509	3,523	5,394	71,298	88,536	1,34,613	1,60,491	2,12,032
Paper manufactures . . . "	143	15	22	39	725	2,803	2,708	1,528	2,102	11,884
Total Paper "	135,588	116,587	179,518	208,316	121,181	22,54,526	18,23,401	28,01,552	32,03,257	27,95,543
Pasteboard, Millboard and Cardboard of all kinds . . . "	4,725	7,879	12,938	12,949	12,440	80,546	1,16,818	1,72,490	1,68,961	1,49,377
Total of Paper and Pasteboard . . . "	140,313	124,416	192,456	221,765	203,621	23,35,072	19,40,219	29,74,042	33,72,215	29,44,920
PAPER-MAKING MATERIALS—										
Pulp of wood "	27,392	38,140	60,342	10,010	4,149	3,39,910	3,45,644	5,67,159	89,205	35,182
PRINTS, ENGRAVINGS AND PICTURES . . . Value	8,817	13,766	27,989	28,558	17,705
PROVISIONS AND OILMAN'S STORES—										
Canned and bottled provisions . Cwts.	306	338	216	69	69	13,955	12,497	8,171	4,162	2,670
Other sorts of provisions Value	15,515	12,498	6,229	8,213	5,916
Total Provisions and Oilman's stores . . . "	29,471	24,990	14,400	7,375	8,586
RUBBER MANUFACTURES . . . "	1,545	33,799	12,311	9,326	56,565
SMOKERS' REQUISITES (excluding TOBACCO) . . . "	16,470	10,620	4,034	9,776	18,613
SOAP—										
Toilet Soap . . . Cwts.	1,068	608	635	641	112	87,723	60,506	60,257	65,788	12,089
Other sorts "	5	495	17	..	12	549	16,523	1,047	14	315
Total Soap "	1,068	1,103	652	641	124	88,272	77,029	61,304	65,802	12,404
Starch and farina . . . "	20	30	4,854	347	177	45,791
STATIONERY (excluding PAPER)—										
Pencils (excluding slate pencils) Dozens	30,828	21,804	32,392	17,867	8,518	7,437	8,418	19,735	6,796	4,511
Other sorts Value	69,570	1,03,642	1,84,341	2,15,715	127,591
Total Stationery (excluding paper) "	77,007	1,12,058	2,04,376	2,22,511	1,32,101

(a) Subdivided from 1927-28.
* Figures prior to 1930-31 include "Enamels".

ARTICLES	QUANTITY					VALUE				
	1926-27	1927-28	1928-29	1929-30	1930-31	1926-27	1927-28	1928-29	1929-30	1930-31
SUGAR—										
Sugar 16 Dutch standard and above Tons	175	47,000
Beet sugar ..	9,637	887	..	1,351	..	19,29,428	66,480	..	2,36,290	..
Sugar 16 Dutch Standard and below	18	4,271
Total Sugar ..	9,812	887	..	1,351	18	19,76,428	66,480	..	2,36,290	4,271
TALLOW AND STEARINE .. Cwts.	1,867	302	..	32	..	56,929	16,770	..	849	..
TEXTILES—										
Cotton—										
Manufactures—										
Twist and yarn Lbs.	45,200	22,400	24,045	40,300	6,000	67,893	51,513	53,054	78,595	11,431
Lace and patent net	182,466	2,964	..	759	..	13,952	2,981	..	764
Piece goods—										
White (bleached) Yards	368,084	1,050,909	2,211,200	3,023,040	1,199,465	2,29,823	5,21,330	8,27,458	10,18,721	4,08,565
Coloured, printed or dyed ..	71,635	246,440	364,524	308,735	218,926	52,431	1,86,998	1,75,664	1,04,953	71,965
Thread, sewing Lbs.	143,732	198,570	109,272	149,951	104,729	2,60,942	3,85,822	3,19,388	3,98,147	2,53,244
Other sorts of manufactures Value	13,303	1,556	22,878	12,331	2,637
Total Cotton manufactures (including twist and yarn)	6,24,392	11,01,171	14,01,423	16,07,747	7,43,546
Flax manufactures	11,309	12,133	20,564	20,001	15,973
Haberdashery and Millinery	2,79,908	4,71,630	5,89,625	5,29,556	2,63,202
Silk—										
Silk manufactures including silk yarn, etc.	2,082	4,930	4,842	35,554	13,217
Wool—										
Yarn and knitting wool (a) Lbs.	2,290	13,210	19,264	9,381	55,649	83,506
Worsted yarn for weaving,	600	2,400	2,198	7,540
Knitting wool	9,321	7,629	36,774	27,041
Manufactures—										
Carpets and rugs ..	66	13,706	163	18,852
Piece-goods .. Yards	4,882	5,496	14,123	3,979	5,137	18,448	25,817	38,409	15,703	19,370
Shawls .. No.	..	4,000	540	780	224	..	23,120	3,709	6,960	736
Other sorts .. Value	78	368	3,030	233	1,673
Total Woollen manufactures (including yarn and knitting wool)	28,070	1,23,806	1,29,554	61,968	56,360
Artificial Silk—										
Artificial silk yarn Lbs.	52,854	41,810	51,050	38,200	6,800	1,04,172	94,265	84,079	53,514	9,193
Piece-goods made entirely of artificial silk (b)	5,905	6,286
Piece-goods made of cotton and artificial silk (b)	145,623	62,955
Piece-goods of cotton and artificial silk Yards	846,236	3,412,615	2,500,586	1,682,761	620,360	7,52,433	25,32,350	17,00,048	9,17,700	2,82,104
TOILET REQUISITES (not specified elsewhere) .. Value	16,642	21,437	25,006	23,786	23,276
TOYS AND REQUISITES FOR GAMES AND SPORTS	9,215	24,500	13,266	10,488	2,677
including FISHING TACKLE
UMBRELLAS, AND UMBRELLA FITTINGS	96	2,288	9,558	1,183	3,566
VEHICLES excluding LOCOMOTIVES, ETC., FOR RAILWAYS—										
Mechanically propelled vehicles (excluding railway locomotives and tractors)—										
Motor cars (including taxicabs) No.	2	6	1	4	2	17,267	26,120	1,250	11,433	2,811
Other sorts including rails and accessories .. Value	2,262	10,964	3,308	6,514	22,45
Total Mechanically propelled Vehicles	19,529	48,084	4,618	17,947	25,261
WOOD AND TIMBER—										
Deal and pine wood Cubic Tons	260	232	226	65	51	23,274	16,302	18,898	5,452	4,231
Sandal wood .. Tons	25	44	15,652	27,664
Manufactures of wood Value	10,236	19,359	18,786	20,558	14,701
Other kinds of wood and timber	342	8,825	2,627	978	3,577
Total of Wood and Timber	49,504	72,150	40,311	20,988	22,571
POSTAL ARTICLES NOT SPECIFIED.	978	84,535	80,768	3,75,362	5,77,611
ALL OTHER ARTICLES OF MERCHANDISE	96,786	84,734	60,915	40,725	16,701
GRAND TOTAL	1,10,82,788	1,26,08,386	1,40,11,030	1,22,93,647	81,66,381

(a) Shown under separate heads from 1928-29.
 (b) Separately recorded from September 1930.

No. 13—continued
AUSTRIA—concluded
EXPORTS THERETO

INDIAN MERCHANDISE

ARTICLES	QUANTITY					VALUE				
	1926-27	1927-28	1928-29	1929-30	1930-31	1926-27	1927-28	1928-29	1929-30	1930-31
DRUGS AND MEDICINES (excluding OREMICALS AND NARCOTICS)—						R	R	R	R	R
Senna . . . Cwts.
DYEING AND TANNING SUBSTANCES . . "	501	..	9	3,507	..	1,910
GRAIN, PULSE, AND FLOUR—										
Rice, not in the husk—										
Bolled rice . . . "	200	38,664
Cleaned rice . . . "	14,680	16,486	2,299	28,65,649	24,16,374	8,48,488
Wheat flour . . . "	50	16,000
GUMS AND RESINS . . . "	301	..	155	6,532	..	7,400
HIDES, RAW—										
Cow hides . . . } Tons	87	22	42,197	18,975	..
.. . . . } =No.	10,055	6,092
MICA—										
In splittings . . . Cwts.	140	15,680
PARAFFIN WAX . . . Tons	80	..	10	13,650	..	4,550
SEEDS—										
Non-essential—										
Groundnuts . . . "	..	1,012	1,700	1,368	26	..	2,69,410	4,06,500	3,13,238	6,570
Rape "
Total seeds non-essential . . "	..	1,012	1,700	1,368	26	..	2,69,410	4,06,500	3,13,238	6,570
SPICES—										
Cardamoms . . . Cwts.	..	39	11,500
Pepper "	62	350	4,062	35,000
Other sorts "	..	10	300
Total spices "	62	399	4,062	46,900
TEXTILES—										
Cotton—										
Raw Tons	182	10	38	108	..	2,00,700	11,000	84,100	1,01,800	..
Twist and yarn . . . Lbs.	..	3,200	40	2,325	30
Jute, raw Tons	88	24,105
Silk, raw Lbs.	1,134	12,717
Wool—										
Manufactures—										
Carpets and rugs . . . Lbs.	..	260	..	4,241	1,125	..	11,888	..
ALL OTHER ARTICLES OF MERCHANDISE . . . Value	4,595	15,069	2,396	6,906	2,371
GRAND TOTAL "	25,78,800	27,62,203	8,81,780	4,52,887	37,388

FOREIGN MERCHANDISE

ARTICLES	QUANTITY					VALUE				
	1926-27	1927-28	1928-29	1929-30	1930-31	1926-27	1927-28	1928-29	1929-30	1930-31
APPAREL (excluding HATS, HATS, HATS AND BOOTS AND SHOES) . . . Value	495	1,025	50	200
GUMS AND RESINS . . . Cwts.	1,026	890	218	240	125	62,423	22,410	9,345	9,200	8,200
METALS—										
IRON OR STEEL—										
Old for remanufacture tons	..	64	..	306	2,240	..	12,240	..
ALL OTHER ARTICLES OF MERCHANDISE . . . Value	8,835	2,820	4,912	3,170	3,175
GRAND TOTAL "	71,258	27,465	15,282	24,660	6,575
GRAND TOTAL OF INDIAN AND FOREIGN MERCHANDISE "	26,50,058	27,89,668	8,97,062	4,77,497	43,913

No. 13—continued
HUNGARY
IMPORTS THEREFROM

ARTICLES	QUANTITY					VALUE				
	1926-27	1927-28	1928-29	1929-30	1930-31	1926-27	1927-28	1928-29	1929-30	1930-31
FIREWORKS Lbs.	24,860	63,185	R	R	R	R	R
HARDWARE, excluding CUTLERY AND ELECTROPLATED WARE Value	—	—	—	—	—	1,908	20,222	38,532	62,057	78,161
INSTRUMENTS, APPARATUS, AND APPLIANCES AND PARTS THERE- OF—										
Electrical, including telegraph and telephone apparatus, not being machinery—										
Electric glow lamps (a) No.	92,169	..	8,280	—	—	40,715	..	6,357	—	—
Standard lighting lamps. "	—	—	—	28,352	30,173	—	—	—	16,134	25,975
Parts and accessories of Electric lamps Value	—	—	—	—	—	980	..	10,372	20,985	2,315
METALS AND ORES—										
Iron—										
Angle and Tee Bolt and rod Tons	251	23,225
Steel—										
Bars "	..	348	46	32,643	4,127
Iron or Steel—										
Beams, channels, pillars, girders and bridge-work "	66	6,902	..
Fencing materials (includ- ing fencing wire) "	..	44	52	82	100	..	8,406	9,887	15,256	17,162
Nails, rivets and washers (including wire nails) "	..	68	166	20	60	..	13,908	33,002	3,973	10,937
Screws "	..	212	56	5	75	3,289	36,913
Sheets and plates "	..	7	193	393	22,981	5,512	38,925	..
Wire nails "	..	649	..	901	1,255	1,215	1,12,332	81,017	1,58,127	1,04,638
Wire other than fenc- ing wire "	..	71	39	79	171	..	11,125	6,075	12,008	23,618
Other manufactures of Iron or Steel "	..	13	21	..	8	..	2,042	3,378	..	1,114
Total of Iron or Steel	7	1,057	527	1,590	1,664	1,215	1,70,704	88,871	2,38,480	2,84,287
SUGAR—										
Sugar 16 D. S. and above . Tons	584	..	2,101	1,044	—	1,68,421	4,09,444	—
Beet Sugar "	25,368	2,337	2,101	34,555	13,814	58,53,871	5,38,707	4,08,053	58,98,046	15,87,018
TEXTILES—										
Hemp manufactures excluding cordage . Value	—	—	—	—	—	..	13,750	7,206	..	373
Artificial silk "	—	—	—	—	—	43,885
VEHICLES—										
Mechanically propelled vehicles (excluding Railway locomot- ives and tractors)	—	—	—	—	—
Carriages and parts for railways (c) "	—	—	—	—	—	70,598
POSTAL ARTICLES NOT SPE- CIFIED "	—	—	—	—	—	..	422	24	4	1,564
ALL OTHER ARTICLES OF MERCHANDISE "	—	—	—	—	—	9,677	35,416	28,804	29,247	71,642
GRAND TOTAL "	—	—	—	—	—	60,83,885	8,11,537	6,54,456	66,85,494	21,52,320

EXPORTS THERETO

INDIAN MERCHANDISE

ARTICLES	QUANTITY					VALUE				
	1926-27	1927-28	1928-29	1929-30	1930-31	1926-27	1927-28	1928-29	1929-30	1930-31
METALS AND ORES—										
Manganese Ore Tons.	8,500	R	R	R	R	R
ALL OTHER ARTICLES OF MERCHANDISE Value	—	—	—	—	—	2,250	840	4,864	3,005	120
TOTAL VALUE "	—	—	—	—	—	2,250	840	4,864	3,005	2,56,120

FOREIGN MERCHANDISE

ARTICLES	QUANTITY					VALUE				
	1926-27	1927-28	1928-29	1929-30	1930-31	1926-27	1927-28	1928-29	1929-30	1930-31
TOTAL VALUE "	—	—	—	—	—	R	R	R	R	R
GRAND TOTAL OF INDIAN AND FOREIGN MERCHANDISE	—	—	—	—	—	2,250	840	4,864	3,005	2,60,120

CZECHOSLOVAKIA
IMPORTS THEREFROM

ARTICLES	QUANTITY					VALUE				
	1926-27	1927-28	1928-29	1929-30	1930-31	1926-27	1927-28	1928-29	1929-30	1930-31
APPAREL (excluding hosiery and boots and shoes)—						R	R	R	R	R
Apparel (including drapery uniforms, accoutrements) Value	—	—	—	—	—	35,510	1,16,370	54,546	11,087	4,719
Hats, caps, bonnets, and hatter's ware "	—	—	—	—	—	77,812	1,17,092	2,07,420	4,08,707	3,40,100
BOOTS AND SHOES—										
Of leather Pairs	32,006	61,756	41,839	27,082	38,470	1,65,388	3,37,442	2,22,239	1,62,018	1,78,507
Of canvas with rubber soles (b) "	—	—	1,137	7,097	7,445	—	—	2,527	13,086	13,580
Of other materials "	46,887	18,414	17,810	12,374	15,376	1,27,418	56,361	51,872	35,129	82,347
Total Boots and shoes	78,393	80,172	60,786	47,103	61,310	2,02,801	3,93,803	2,76,628	2,11,193	2,30,434
BRUSHES AND BROOMS Doz.	1,585	3,443	4,754	7,890	5,251	4,753	8,896	12,465	19,966	11,160

(a) Subdivided from 1929-30.

(b) Separately shown from 1928-29.

(c) Previously shown under "Railway Plant and Rolling stock."

No. 13—continued

CZECHOSLOVAKIA

IMPORTS THEREFROM—continued

ARTICLES	QUANTITY					VALUE				
	1926-27	1927-28	1928-29	1929-30	1930-31	1926-27	1927-28	1928-29	1929-30	1930-31
BUILDING AND ENGINEERING MATERIALS, other than OF IRON, STEEL, OR WOOD—						R	R	R	R	R
Cement Tons	42	84	253	384	137	1,520	3,208	9,815	13,113	4,950
Other kinds Value	—	—	—	—	—	..	2,078	..	3,175	3,605
Total Building and Engineering materials, etc. "	—	—	—	—	—	1,520	6,181	9,815	16,291	8,555
BUTTONS OF ALL SORTS—										
Metal "	—	—	—	—	—	1,53,146	3,44,628	3,03,496	3,51,170	3,27,177
Other sorts "	—	—	—	—	—	1,07,144	1,32,739	1,11,837	1,72,078	81,598
Total Buttons, etc. "	—	—	—	—	—	2,60,290	4,77,367	4,15,333	5,23,252	4,08,775
CHEMICALS AND CHEMICAL PREPARATIONS "	—	—	—	—	—	11,216	5,555	5,168	52,784	16,237
EARTHENWARE AND PORCELAIN—										
Earthenware "	—	—	—	—	—	14,638	41,076	33,016	39,675	20,678
Porcelain "	—	—	—	—	—	17,811	31,508	1,68,578	78,101	28,308
Total Earthenware and Porcelain "	—	—	—	—	—	32,449	1,22,584	2,01,594	1,17,866	54,986
FURNITURE AND CABINETWARE "	—	—	—	—	—	18,962	52,400	42,420	1,11,428	65,041
GLASS AND GLASSWARE—										
Bangles "	—	—	—	—	—	51,48,215	49,52,458	45,44,961	55,75,205	27,24,716
Beads and false pearls Cwts.	7,352	6,238	6,216	7,256	4,047	10,32,983	8,89,784	9,03,865	11,35,254	6,00,918
Bottles and Phials Gross	51	692	1,367	1,023	175	1,388	18,519	39,345	20,743	4,400
Funnels, globes and glass parts of lamps Value	—	—	—	—	—	59,150	1,15,699	60,503	1,17,610	91,259
Sheet and plate Sq. ft.	21,603	52,472	325,892	947,068	818,846	4,221	25,846	76,462	1,91,781	1,37,499
Tableware (including decanters, tumblers, etc.) Value	—	—	—	—	—	15,044	23,659	24,050	28,051	21,704
Other glassware "	—	—	—	—	—	72,047	70,526	69,684	77,068	44,625
Total Glass and Glassware "	—	—	—	—	—	63,33,048	60,96,491	57,10,770	71,54,662	86,25,181
HARDWARE, excluding CUTLERY AND ELECTROPLATED WARE—										
Domestic hardware "	—	—	—	—	—	5,804	15,097	20,107	28,156	25,948
Enamelled Ironware "	—	—	—	—	—	4,02,460	4,16,068	6,38,471	7,13,509	5,77,339
Lamps, metal No.	187,148	148,40	60,850	16,884	9,333	1,97,689	1,38,992	57,511	22,803	15,873
Parts of lamps, other than glass Value	—	—	—	—	—	6,682	8,541	5,401	9,950	8,865
Other sorts "	—	—	—	—	—	5,20,574	8,11,931	7,52,982	10,36,890	5,32,509
Total Hardware, excluding Cutlery and Electroplated ware "	—	—	—	—	—	11,33,220	13,90,629	14,74,632	18,11,308	11,60,634
INSTRUMENTS, APPARATUS, AND APPLIANCES AND PARTS THEREOF—										
Electrical, including telegraph and telephone apparatus, not being machinery—										
Electric glowlamps (a) No.	18,724	167,895	198,711	—	—	5,673	95,877	1,28,201	—	—
Flash lights including torch lights, etc. "	—	—	—	32,418	4,762	—	—	—	10,770	1,309
Standard lighting lamps "	—	—	—	181,979	184,173	—	—	—	1,18,293	1,20,761
Other sorts Value	—	—	—	—	—	9,892	22,081	28,002	1,21,649	1,34,047
Surgical instruments "	—	—	—	—	—	468	339	299	17,478	11,674
Other kinds of instruments "	—	—	—	—	—	264	14,530	18,278	13,554	15,787
Total Instruments, etc. "	—	—	—	—	—	16,497	1,32,827	1,70,680	2,81,744	2,83,578
JEWELLERY "	—	—	—	—	—	10,499	27,401	29,656	14,045	7,641
MACHINERY AND MILLWORK "	—	—	—	—	—	8,540	7,515	24,371	61,211	85,569
MANURES Tons	350	48,321	..
MATCHES—										
Safety Gross of Boxes	319,525	115,400	34,250	1,250	..	2,80,280	1,14,813	35,060	1,561	..
METALS AND ORES—										
German silver (including nickel silver) Cwts.	22	108	2,531	9,724
Iron—					250	11,950
Bars and Channels Tons
Steel—										
Bar	..	8	35	25	221	..	1,617	19,752	16,415	45,258
Cast—										
Tool steel—										
Cast steel bars "	5	29	3,755	14,536	320
High speed "	16	91	63	19,212	1,13,586	102,423
Carbon "	7	149	10	7,030	1,33,828	7,418
Other kinds of steel "	29	124	10,544	44,887	..
Total Steel "	..	8	62	413	294	..	1,507	60,893	3,23,252	1,45,419

(a) Separately shown under the heads immediately following from 1929-30.

CZECHOSLOVAKIA—continued

IMPORTS THEREFROM—continued

ARTICLES	QUANTITY					VALUE				
	1926-27	1927-28	1928-29	1929-30	1930-31	1926-27	1927-28	1928-29	1929-30	1930-31
METALS AND ORES—continued.										
Iron or Steel—										
Bolts and nuts . . . Tons	..	1	8	40	51	..	395	1,371	12,809	17,791
Fencing materials (including fencing wire) ..	68	212	488	564	755	12,486	48,043	91,242	1,08,174	1,26,057
Nails rivets and washers ..	3	42	59	101	435	1,154	12,271	20,486	32,080	1,25,976
Screws (wood) (a) . . .	—	..	3	89	56	—	..	1,384	49,728	34,054
[Sheets and plates—										
Not galvanised or tinned ..	125	6	17,776	677	144
Tubes, pipes and fittings, wrought . . .	149	170	..	2	705	33,968	39,979	..	1,523	1,31,615
Wire, other than fencing wire . . .	65	164	815	662	761	9,169	25,095	1,28,269	1,06,578	1,06,197
Wire nails . . .	255	1,505	3,322	2,746	2,564	55,677	2,60,782	5,42,597	4,75,223	4,06,994
Other manufactures of iron or steel . . .	83	97	83	98	99	14,851	25,752	25,571	30,628	25,869
Total Iron or steel ..	751	2,197	4,773	4,302	5,426	1,46,031	4,07,993	8,05,920	8,16,208	10,33,697
Other metals . . .	1	1	2	2	6	3,740	3,151	5,157	5,808	4,584
Total Metals (excluding Ores) ..	753	2,206	4,867	4,722	5,931	1,56,802	4,12,341	8,71,970	11,45,268	12,05,674
Oil-cloth and Floor-cloth] .sq. yds.	..	256	20,775	42,329	21,301	..	242	14,155	37,201	18,093
PAPER AND PASTEBOARD—										
Paper—										
Packing paper . . . Cwts.	1,087	4,872	6,405	15,267	14,095	21,317	96,792	1,18,720	2,43,602	3,08,971
Printing paper ..	7,010	6,854	17,898	20,809	4,114	1,18,459	1,06,450	2,90,031	3,22,523	70,266
Writing paper and envelopes . . .	2,207	2,621	1,156	3,569	834	46,325	53,628	26,002	78,409	19,427
Other kinds of paper, . . .	304	602	602	2,002	2,863	6,291	17,138	13,693	53,832	57,615
Total Paper and Pasteboard . . .	10,608	14,509	26,056	41,147	21,956	1,92,892	2,74,017	4,48,446	6,93,366	3,56,279
SMOKERS' REQUISITES (excluding TOBACCO) Value	—	—	—	—	—	16,579	19,633	23,670	24,058	6,970
STARCH AND FARINA—										
Starch . . . Cwts.	300	53,887	3,123	4,72,375
STATIONERY . . . Value										
	—	—	—	—	—	21,034	47,483	29,500	48,048	99,466
SUGAR—										
Sugar, 16 Dutch Standard and above (b) Tons	203	43,647	..
Sugar 23 Dutch Standard and above	9	1,860
Beet sugar Sugar 15 Dutch Standard and below . . .	28,802	1,084	421	9,468	513	62,92,888	2,21,120	71,152	17,98,839	66,588
	81	7,381
Total Sugar . . .	28,802	1,084	421	9,731	553	62,92,888	2,21,120	71,152	18,42,486	75,744
TEXTILES—										
Cotton—										
Manufactures—										
Blankets . . . [Lbs.	18,500	6,000	31,435	..	137	6,340	3,920	12,788	..	237
Piece goods—										
White (bleached) .Yards	3,739	79,294	8,729	7,806	402	2,116	26,363	6,076	1,650	651
Coloured, printed or dyed—										
[Dyed goods . . .	16,843	18,051	22,023	27,993	7,977	13,607	17,362	18,019	17,979	3,972
Printed goods	29,466	31,320	61,879	1,117	..	9,549	11,247	22,264	1,396
Woven coloured goods . . .	13,874	66,984	43,416	2,32,196	38,525	16,437	43,545	35,508	94,595	19,291
Other sorts of manufactures (including twist and yarn) Value	—	—	—	—	—	54,750	10,851	9,133	26,139	40,990
Total of cotton goods (including twist and yarn) . . .	—	—	—	—	—	93,750	1,17,690	92,771	1,62,627	66,537
Haberdaehery and Millinery—										
Lace and embroidery . . .	—	—	—	—	—	44,431	55,241	1,45,461	63,050	72,675
Other sorts . . .	—	—	—	—	—	1,10,409	1,59,705	3,44,957	3,60,561	2,78,213
Total Haberdashery and Millinery . . .	—	—	—	—	—	1,54,840	2,15,556	4,90,418	4,23,611	3,50,888

(a) Separately recorded from 1927-28.

(b) Subdivided from 1930-31.

No. 13—continued

CZECHOSLOVAKIA—continued

IMPORTS THEREFROM—concluded

ARTICLES	QUANTITY					VALUE				
	1926-27	1927-28	1928-29	1929-30	1930-31	1926-27	1927-28	1928-29	1929-30	1930-31
TEXTILES—										
Wool—						R	R	R	R	R
Yarn and knitting wool. Lbs.	21,751	72	1,366	5	..	47,802	394	5,389	4	..
Manufactures—										
Blankets	4,026	44,630	28,137	2,898	215	2,009	63,259	41,140	7,524	546
Braids	492	3,539	1,196	1,640	1,409	2,442	9,866	4,844	5,781	5,710
Carpets and rugs	4,078	17,606	517	..	68	6,776	31,343	957	..	345
Piecegoods Yards	41,009	129,960	318,249	280,387	148,647	1,26,454	3,80,516	7,18,123	7,00,957	3,19,110
Shawls No.	957	2,986	348	300	2	7,557	8,464	3,892	2,521	22
Other manufactures Value	—	—	—	—	—	8,704	4,655	2,034	14,206	11,064
Total Woollen manufactures (including yarn and knitting wool)	—	—	—	—	—	1,96,744	4,98,497	7,78,394	7,30,998	3,86,799
Artificial silk—										
Artificial silk yarn Lbs.	34,600	31,800	2,200	12,832	1,000	64,419	41,375	4,069	19,616	1,105
Piecegoods of cotton and artificial silk Yards	492,147	1,076,836	1,242,217	259,981	113,150	5,28,369	9,71,141	10,30,494	2,40,162	1,21,577
Piecegoods made entirely of artificial silk (a)	—	—	—	—	247	—	—	—	—	1,033
Piecegoods made of cotton and artificial silk (a)	—	—	—	—	33,428	—	—	—	—	39,441
Other sorts Value	—	—	—	—	—	26,130	35,581	10,223	23,087	14,272
TOILET REQUISITES NOT SPECIFIED (ELSEWHERE)	—	—	—	—	—	38,315	52,748	64,516	79,568	67,964
TOYS AND REQUISITES FOR GAMES AND SPORTS (including FISHING TACKLE)—										
Requisites for games and sports (excluding firearms, etc.)—										
Playing cards	—	—	—	—	—	6,231	10,860	681	254	254
Toys	—	—	—	—	—	4,572	11,510	9,689	12,626	1,496
Other kinds	—	—	—	—	—	..	308	360	..	58
Total Toys, etc.	—	—	—	—	—	10,803	22,578	10,730	12,890	1,808
UMBRELLAS AND UMBRELLA FITTINGS	—	—	—	—	—	446	3,689	11,251	5,890	..
VEHICLES	—	—	—	—	—	..	1,189	17,861	26,405	44,886
WOOD AND TIMBER	—	—	—	—	—	12,771	21,808	24,871	38,188	36,914
POSTAL ARTICLES NOT SPECIFIED	—	—	—	—	—	1,971	..	28	1,268	177
ALL OTHER ARTICLES OF MERCHANDISE	—	—	—	—	—	2,39,510	2,12,146	1,88,388	1,40,924	1,02,983
GRAND TOTAL						1,66,65,225	1,92,39,457	1,89,49,424	1,66,18,784	97,08,011

EXPORTS THERETO

INDIAN MERCHANDISE

ARTICLES	QUANTITY					VALUE				
	1926-27	1927-28	1928-29	1929-30	1930-31	1926-27	1927-28	1928-29	1929-30	1930-31
HIDES AND SKINS, RAW—										
Hides, raw—						R	R	R	R	R
Buffalo hides { Tons	43	1	6	7	3	45,902	709	6,700	9,011	2,684
{ —No.	—7,765	—100	—2,050	—1,640	—810					
Cow hides { Tons	194	264	253	264	250	1,98,732	2,28,005	2,58,260	2,62,764	1,78,572
{ —No.	—55,750	—77,700	—71,135	—82,450	—85,815					
METAL AND ORES—										
Manganese ore Tons	1,500	45,000
ALL OTHER ARTICLES OF MERCHANDISE Value	—	—	—	—	—	90	150	..	850	..
GRAND TOTAL						2,39,724	2,33,864	2,64,960	2,72,625	2,26,205

FOREIGN MERCHANDISE

ARTICLES	QUANTITY					VALUE				
	1926-27	1927-28	1928-29	1929-30	1930-31	1926-27	1927-28	1928-29	1929-30	1930-31
Rubber Manufactures Value	—	—	—	—	—	23,374	..
All other Articles of Merchandise	—	—	—	—	—	..	1,850	193	440	5,865
TOTAL VALUE	1,350	193	29,320	5,865
GRAND TOTAL OF INDIAN AND FOREIGN MERCHANDISE Value						2,39,724	2,25,214	2,65,153	3,01,945	2,32,070

(a) Separately recorded from September 1930.

No. 13—continued

SERB-CROAT SLOVENE STATE

IMPORTS THEREFROM

ARTICLES	QUANTITY					VALUE				
	1926-27	1927-28	1928-29	1929-30	1930-31	1926-27	1927-28	1928-29	1929-30	1930-31
ASBESTOS MANUFACTURES . Value	—	—	—	—	—	R	R	R	R	R
BUILDING AND ENGINEERING MATERIALS, other than OF IRON, STEEL, OR WOOD—Cement—									18,786	1,22,468
Portland Tons	..	129	1,475	1,822	1,944	..	5,701	67,841	70,572	78,584
CHEMICALS AND CHEMICAL PREPARATIONS (excluding CHEMICAL MANURES AND MEDICINES)—										
Carbide of Calcium . . Cwts.	1,181	700	1,350	800	..	14,706	10,123	19,166	11,606	..
Hardware, excluding cutlery and Electro-plated ware . Value	—	—	—	—	—	4,575	38,224	30,519	65,885	80,462
Manures tons	..	50	..	302	47	..	18,312	..	41,817	5,875
Paper and Pasteboard—Printing paper . . . Cwts.	..	62	1,343	1,344	2,390	..	1,136	17,654	21,115	34,363
SUGAR—Beet Sugar Tons	4,958	50	7,48,667	8,140
WOOD AND TIMBER—										
Deal and Pine wood . Cub.Ton	1,581	2,384	1,660	1,028	3,122	1,35,512	1,99,757	1,40,711	2,44,620	2,48,090
Other kinds of wood and timber . . Value	—	—	—	—	—	1,308	749	2,466
Manufactures of wood, other than furniture and cabinet ware . . "	—	—	—	—	—	4,647	8,691	2,673	8,421	14,298
Total Wood and Timber . . "	—	—	—	—	—	1,41,467	2,08,448	1,43,384	2,53,790	2,64,854
ALL OTHER ARTICLES OF MERCHANDISE . . "	—	—	—	—	—	7,042	13,692	24,221	26,844	36,624
GRAND TOTAL . . "	—	—	—	—	—	1,67,790	2,88,686	3,02,765	12,54,087	6,16,840

EXPORTS THERETO

INDIAN MERCHANDISE

ARTICLES	QUANTITY					VALUE				
	1926-27	1927-28	1928-29	1929-30	1930-31	1926-27	1927-28	1928-29	1929-30	1930-31
GRAIN, PULSE AND FLOUR—						R	R	R	R	R
Rice not in the husk—Cleaned rice . . Tons	500	54,507
Hides and Skins—Cow hides Tons & No.	85 —9,925	36,561	..
TEXTILES—										
Cotton—										
Manufactures—										
Twist and yarn . . Lbs.	49,100	16,000	2,400	32,310	9,984	1,805
Hemp—raw . . . Cwts.	714	12,000	..
Jute—										
Manufactures—										
Sacking gunny bags . No.	40,000	377,700	270,300	330,000	..	19,700	1,41,932	98,065	98,925	..
ALL OTHER ARTICLES OF MERCHANDISE . Value	—	—	—	—	—	156	117	485
GRAND TOTAL . . "	—	—	—	—	—	52,166	1,51,916	1,52,877	1,47,608	485

FOREIGN MERCHANDISE

No. 13—continued.

ALBANIA
BULGARIAALBANIA
IMPORTS THEREFROM

	QUANTITY					VALUE				
	1926-27	1927-28	1928-29	1929-30	1930-31	1926-27	1927-28	1928-29	1929-30	1930-31
						R	R	R	R	R
TOTAL VALUE	—	—	—	—	—	..	630	278	..	18,141

EXPORTS THERETO
INDIAN MERCHANDISE

	QUANTITY					VALUE				
	1926-27	1927-28	1928-29	1929-30	1930-31	1926-27	1927-28	1928-29	1929-30	1930-31
						R	R	R	R	R
TOTAL VALUE	—	—	—	—	—	30

FOREIGN MERCHANDISE

	QUANTITY					VALUE				
	1926-27	1927-28	1928-29	1929-30	1930-31	1926-27	1927-28	1928-29	1929-30	1930-31
						R	R	R	R	R
AND TOTAL . . . Value	—	—	—	—	—	2,190	..
AND TOTAL OF INDIAN AND FOREIGN MERCHANDISE Value	—	—	—	—	—	2,190	30

BULGARIA
IMPORTS THEREFROM
Nil.

EXPORTS THERETO

INDIAN MERCHANDISE

ARTICLES	QUANTITY					VALUE				
	1926-27	1927-28	1928-29	1929-30	1930-31	1926-27	1927-28	1928-29	1929-30	1930-31
LEATHERS AND SKINS, RAW—						R	R	R	R	R
Hides, raw—										
Buffalo hides . . . Tons	624	649	1,036	516	620	4,58,046	4,28,206	8,31,806	4,95,631	4,68,208
" " =No.	56,825	63,977	95,657	51,468	63,799					
" " Tons	203	131	128	142	323	1,63,880	1,14,989	1,27,799	1,66,272	2,38,881
Cow hides . . . =No.	33,661	27,575	25,483	29,660	71,925					
" " Tons	1	32	14	20	..	672	40,745	12,857	23,479	..
Calfskins . . . =No.	200	16,220	7,500	7,800	..					
Total Hides, raw	328	812	1,178	678	948	6,22,598	5,83,940	9,72,432	6,85,382	7,02,178
" " =No.	90,686	107,772	128,640	88,928	135,724					
Shell . . . Cwts.	44	5,280
Sesamum (oil or jinjil) . Tons	..	10	70	15	3,072	17,700	3,450	..
Pepper . . . Cwts.	125	69	242	11,625	6,400	8,575
Cotton—										
Raw . . . Lbs.	103,200	705,480	479,240	388,200	190,000	53,400	20,820	10	1,500	4,400
Twist and yarn . . . Lbs.	2,674	900	1,718	..	4,04,875	2,76,776	2,35,095	71,178
Hemp, (chiefly saun) raw. Cwts.	56,050	13,160	26,860
Jute—										
Manufactures—										
Gunny bags—										
Backing . . . No.	38,000	16,000	17,600	44,000	16,100	22,180	6,400	10,378	18,660	6,023
Hessian . . . "	405,000	80,000	50,000	160,000	50,000	1,24,480	26,094	26,200	48,375	9,525
Total Gunny bags . . .	443,000	96,000	97,600	204,000	66,100	1,46,660	32,494	36,578	67,035	15,548
Eunmy cloth—										
Hessian . . . Yards	100,000	15,000
ALL OTHER ARTICLES OF MERCHANDISE . . . Value	—	—	—	—	—	8,61,631	10,46,714	13,92,131	10,02,497	8,56,118
GRAND TOTAL . . .	—	—	—	—	—	—	—	—	—	—

FOREIGN MERCHANDISE
Nil.

ROUMANIA

IMPORTS THEREFROM

ARTICLES	QUANTITY					VALUE				
	1926-27	1927-28	1928-29	1929-30	1930-31	1926-27	1927-28	1928-29	1929-30	1930-31
Salt Tons	12,480	7,876	..	R ..	R ..	R 2,62,885	R 1,50,091	R ..
ALL OTHER ARTICLES OF MERCHANDISE . . "	—	—	—	—	—	5,112	2,500
TOTAL VALUE	—	—	—	—	—	5,112	2,500	2,62,885	1,50,091	..

EXPORTS THERETO

INDIAN MERCHANDISE

ARTICLES	QUANTITY					VALUE				
	1926-27	1927-28	1928-29	1929-30	1930-31	1926-27	1927-28	1928-29	1929-30	1930-31
GRAIN, PULSE AND FLOUR—						R	R	R	R	R
Rice not in the husk—										
Cleaned rice . . . Tons	..	5,800	13,400	1,000	100	..	7,42,000	17,53,707	1,48,360	5,367
HIDES AND SKINS, RAW—										
Hides, raw—										
Buffalo hides { Tons 63 9 8 .. 5	} 49,159	} 6,604	} 4,374	} ..	} 4,387
{ =No. =6,170 =5,100 =500 .. =600										
Cow hides { Tons 37 111 6 1 5	} 36,310	} 1,08,723	} 6,578	} 932	} 3,075
{ =No. =8,400 =26,652 =1,600 =125 =1,350										
LAC—										
Shell SEEDS—										
Non-essential— Sesamum (all or [in]) Tons	..	66 92 .. 15	8,586	2,000	..	1,747
SPICES—										
Pepper Owt.	..	805	..	37	40	..	43,330	..	9,850	2,400
TEA, BLACK . . . Lbs.	78,500	93,090	85,990	17,840	27,500	65,250	84,176	61,752	12,678	20,624
TEXTILES—										
Cotton—										
Twist and Yarn . . Lbs.	104,050	5,200	12,800	13,220	..	56,543	2,344	3,072	3,687	..
Manufactures— Piecegoods . . Yards	27,200	6,742
Jute—										
Manufactures— Gunny bags—										
Sacking No.	224,700	144,300	407,700	1,017,615	381,446	1,14,761	77,146	2,21,148	3,68,040	1,37,059
Hessian "	25,000	60,100	90,000	3,687	21,002	18,487
Total Gunny bags . . "	224,700	144,300	432,700	1,077,715	471,446	1,14,761	77,146	2,29,835	3,89,042	1,55,546
ALL OTHER ARTICLES OF MERCHANDISE . . Value	—	—	—	—	—	1,020	4,458	675	7,483	11,663
TOTAL VALUE	—	—	—	—	—	3,74,545	11,16,610	20,66,993	5,75,450	9,05,009

FOREIGN MERCHANDISE

ARTICLES	QUANTITY					VALUE				
	1926-27	1927-28	1928-29	1929-30	1930-31	1926-27	1927-28	1928-29	1929-30	1930-31
ALL OTHER ARTICLES OF MERCHANDISE . . Value	—	—	—	—	—	R ..	R 3,800	R ..	R 259	R ..
TOTAL VALUE	—	—	—	—	—	..	3,800	..	259	..
GRAND TOTAL OF INDIAN AND FOREIGN MERCHANDISE	—	—	—	—	—	3,74,545	11,20,410	20,66,993	5,75,709	9,05,009

No. 13—continued
GREECE
IMPORTS THEREFROM

ARTICLES	QUANTITY					VALUE				
	1926-27	1927-28	1928-29	1929-30	1930-31	1926-27	1927-28	1928-29	1929-30	1930-31
						R	R	R	R	R
FRUITS AND VEGETABLES—										
Fruits and Vegetables dried, salted, or preserved not being canned or bottled—										
Almonds Tons	103	224	393	321	69	56,077	1,48,468	2,66,509	2,13,534	63,750
Currants and raisins	42	17	40	60	50	21,009	9,827	26,924	32,746	21,962
Other sorts	247	200	353	264	289	96,394	70,220	1,41,108	1,05,582	1,03,788
Total Fruits and Vegetables dried, salted or preserved	392	441	786	645	398	1,73,480	2,28,515	4,34,541	3,51,812	1,74,450
RESINS AND RESINS—										
Resins and Resins Cwts.	48	79	238	123	100	5,551	12,180	21,450	20,242	24,777
MINERAL ARTICLES NOT SPECIFIED										
Mineral Articles Not Specified Value	—	—	—	—	—	12	1,494	521	158	79
OTHER ARTICLES OF MERCHANDISE.										
Other Articles of Merchandise Value	—	—	—	—	—	25,915	17,853	20,792	10,976	10,839
GRAND TOTAL										
Grand Total	—	—	—	—	—	2,04,968	2,00,048	4,86,304	3,83,188	2,18,145

EXPORTS THERETO

INDIAN MERCHANDISE

ARTICLES	QUANTITY					VALUE				
	1926-27	1927-28	1928-29	1929-30	1930-31	1926-27	1927-28	1928-29	1929-30	1930-31
						R	R	R	R	R
COILS, MANUFACTURED (excluding rope)										
Coils, Manufactured (excluding rope) Tons	6	16	5	2	18	2,250	6,420	2,680	2,250	4,810
DYEING AND TANNING SUBSTANCES—										
Dyeing and Tanning Substances—										
Indigo Cwts.	812	811	802	814	360	99,130	90,413	84,718	97,827	1,02,842
GRAIN, PULSE AND FLOUR—										
Grain, Pulse and Flour—										
Wheat	—	—	2,000	—	—	—	—	2,80,000	—	—
Other sorts	—	—	—	—	29	—	—	—	—	5,025
Total Grain, Pulse and Flour	—	—	2,000	—	29	—	—	2,80,000	—	5,025
HIDES AND SKINS, RAW—										
Hides and Skins, Raw—										
Hides, raw—										
Buffalo hides	Tons 257	624	499	458	551	1,54,037	4,44,789	3,46,630	3,04,422	4,05,289
	=No. =22,396	=65,473	=50,039	=42,961	=58,084					
Cow hides	Tons 355	279	1,047	891	713	3,32,600	2,60,339	11,33,638	4,06,287	4,72,428
	=No. =88,380	=53,835	=184,800	=70,075	=127,540					
Calf skins	Tons —	23	19	4	1	—	29,325	21,323	2,253	768
	=No. —	=8,890	=6,900	=500	=200					
Other hides	Tons —	—	8	—	—	—	—	3,000	—	—
	=No. —	—	=690	—	—					
Total Hides, raw	Tons 612	931	1,568	848	1,265	4,86,637	7,43,903	15,04,591	7,12,982	8,78,435
	=No. =88,775	=128,198	=242,429	=118,536	=183,824					
LAC, SHELLS										
Lac, Shells Cwts.	289	185	381	267	433	32,360	20,534	51,971	32,034	23,914

No. 13—continued
GREECE—continued
EXPORTS THERETO—continued

INDIAN MERCHANDISE—continued

ARTICLES	QUANTITY					VALUE				
	1926-27	1927-28	1928-29	1929-30	1930-31	1926-27	1927-28	1928-29	1929-30	1930-31
SEEDS—										
Non-essential—										
Castor Tons	250	290	380	260	310	47,373	58,211	65,250	51,517	49,013
Cotton "	..	10	800	925	30,005
Linseed "	1,950	2,599	2,700	3,505	2,975	3,83,012	5,19,000	5,56,263	6,98,489	5,56,077
Niger "	..	210	300	40,075	56,500
Rape "	..	5	200	1,850	46,000
Sesamum (oil or linjill) . . "	..	92	105	15	23,842	25,200	3,450	..
Other sorts "	..	10	25	15	10	..	1,400	3,031	2,925	1,037
Total Seeds, non-essential	3,200	3,216	3,960	3,795	3,295	4,35,385	6,45,303	7,32,240	7,56,881	6,06,176
SPICES—										
Pepper Cwts.	..	998	..	219	79,000	..	21,450	..
TEA, BLACK Lbs.	116,600	239,074	336,442	224,469	125,085	87,975	2,05,197	2,39,180	1,44,706	70,891
TEXTILES—										
Cotton, raw Tons	207	152	54	151	605	2,23,000	1,47,935	61,650	1,36,005	3,52,445
.. twist and yarn Lbs.	485,200	566,133	490,434	306,000	149,600	2,81,092	3,20,594	2,87,666	1,57,101	69,592
.. Piece-goods Yards	47,520	98,000	72,000	11,775	23,001	18,380
Hemp (chiefly senn)—										
Raw Cwts.	9,719	12,173	18,616	21,290	21,210	1,28,800	2,05,370	2,84,600	3,22,011	2,75,861
Jute—										
Raw Tons	472	862	2,221	1,909	1,219	1,91,600	3,16,309	7,87,555	6,63,520	2,67,578
Manufactures—										
Gunny bags No.	4,500,950	5,207,633	4,651,300	3,004,700	3,409,500	29,31,334	32,84,858	30,99,957	15,46,803	12,11,402
.. cloth Yards	2,338,500	952,000	1,461,000	1,701,000	2,010,300	4,63,962	2,08,687	3,04,713	3,01,520	2,66,967
Wool—										
Manufacture—										
Carpets and rugs Lbs.	..	680	6,146	360	1,098	..	1,399	12,501	996	4,530
ALL OTHER ARTICLES OF MERCHANDISE Value	—	—	—	—	—	4,475	30,846	15,809	4,233	14,813
GRAND TOTAL	—	—	—	—	—	54,39,875	63,39,444	78,17,620	48,99,299	41,54,881

FOREIGN MERCHANDISE

ARTICLES	QUANTITY					VALUE				
	1926-27	1927-28	1928-29	1929-30	1930-31	1926-27	1927-28	1928-29	1929-30	1930-31
GUMS AND RESINS Cwts.	417	1,357	1,627	1,405	1,538	10,450	44,745	61,391	50,625	57,910
TEXTILES—										
Cotton—										
Manufactures—										
Piece-goods Yards	20,000	1,200	3,000	550
Wool manufactures Value	—	—	—	—	—	..	1,012	20,560	38,200	..
ALL OTHER ARTICLES OF MERCHANDISE Value	—	—	—	—	—	4,134	7,235	3,465	9,950	1,958
GRAND TOTAL	—	—	—	—	—	22,584	52,992	90,416	98,775	60,418
GRAND TOTAL OF INDIAN AND FOREIGN MERCHANDISE	—	—	—	—	—	54,62,459	63,91,436	78,08,036	49,98,074	42,15,299

CRETE

IMPORTS THEREFROM

Nil.

No. 13—continued

CRETE—continued

EXPORTS THEREOF

INDIAN MERCHANDISE

ARTICLES	QUANTITY					VALUE				
	1926-27	1927-28	1928-29	1929-30	1930-31	1926-27	1927-28	1928-29	1929-30	1930-31
RAIN, PULSE AND FLOUR— Wheat Tons	..	1,400	2,350	2,000	1,700	R	R	R	R	R
HIDES AND SKINS, RAW— Hides, raw—										
Cow hides } Tons	9	11	2	2	38	7,874	10,227	2,812	2,100	26,322
" } =No.	=1,826	=2,050	=500	=450	=6,840					
ALL OTHER ARTICLES OF MERCHANDISE Value	—	—	—	—	—	..	400	772	372	262
TOTAL VALUE	—	—	—	—	—	7,874	2,06,627	2,22,585	2,83,972	1,96,581

FOREIGN MERCHANDISE

ARTICLES	QUANTITY					VALUE				
	1926-27	1927-28	1928-29	1929-30	1930-31	1926-27	1927-28	1928-29	1929-30	1930-31
TOTAL VALUE	—	—	—	—	—	R	R	R	R	R
LAND TOTAL OF INDIAN AND FOREIGN MER- CHANDISE Value	—	—	—	—	—	8,499	2,06,627	2,22,585	2,83,972	1,96,581

TURKEY, EUROPEAN

IMPORTS THEREFROM

ARTICLES	QUANTITY					VALUE				
	1926-27	1927-28	1928-29	1929-30	1930-31	1926-27	1927-28	1928-29	1929-30	1930-31
BOOKS, PRINTED, AND PRINTED MATTER (not being stationery) (including maps and charts)	3	3	60	..	38	R	R	R	R	R
FURNITURE AND CARP- ETRY Value	—	—	—	—	—	—	—	14,041
HIDES AND SKINS— Skins, raw } Tons	1	8,100
" } =No.	=1,768					
OILS, MINERAL Gals.	3,765	11,970
RUBBER MANUFACTURES— Pneumatic motor covers No.	440	18,60
TEXTILES— Wool manufactures Value	—	—	—	—	—	—	4,200	4,190	1,083	..
ALL OTHER ARTICLES OF MERCHANDISE Value	—	—	—	—	—	2,318	38,847	20,368	9,544	8,02
GRAND TOTAL Value	—	—	—	—	—	10,898	43,497	62,851	10,627	28,56

EXPORTS THEREOF

INDIAN MERCHANDISE

ARTICLES	QUANTITY					VALUE				
	1926-27	1927-28	1928-29	1929-30	1930-31	1926-27	1927-28	1928-29	1929-30	1930-31
DRUGS AND MEDICINES (excluding CHEMICALS AND NARCOTICS) Value	—	—	—	—	—	580	1,400	7,530	2,000	2,6
DYEING AND TANNING SUBSTANCES— Indigo Cwts.	17	35	11	11	38	5,308	10,245	2,910	3,060	7,7
Other sorts (including lac-dye)	2,517	1,369	2,585	2,493	2,919	1,10,477	47,310	1,12,175	75,208	75,7
GRAIN, PULSE AND FLOUR— Rice, not in the husk—										
Balled rice Tons	120	589	669	950	928	25,756	1,17,756	1,41,282	1,91,368	1,46,2
Cleaned rice "	75	115	70	66	82	15,950	22,752	12,711	12,536	8,6
HIDES AND SKINS, RAW— Hides, raw—										
Buffalo hides } Tons	210	295	535	187	599	1,04,738	2,07,232	3,55,298	1,14,557	3,13,
" } =No.	=11,255	=25,064	=28,968	=10,324	=26,857					
Cow hides } Tons	442	280	222	269	400	4,02,465	2,01,591	2,45,731	2,84,505	2,66,
" } =No.	=82,946	=42,132	=40,453	=51,376	=70,931					
Calfskins } Tons	..	60	14	53,093	11,342
" } =No.	..	=28,627	=6,001					
Total hides, raw } Tons	662	585	771	456	999	5,07,203	4,61,916	6,12,371	3,99,062	5,79,
" } =No.	=94,201	=95,823	=85,417	=62,200	=107,738					
SKINS, RAW } Tons	3	8	..	25,700	45,595	16,636	13,730	11,
" } =No.	=4,920	=7,187	=178					
LEATHER Value	249	281	123	6,920	697	2,500	685	..

TURKEY, EUROPEAN—continued

EXPORTS THERE TO—continued

INDIAN MERCHANDISE—continued

ARTICLES	QUANTITY					VALUE				
	1926-27	1927-28	1928-29	1929-30	1930-31	1926-27	1927-28	1928-29	1929-30	1930-31
PARAFFIN WAX . . . Tons	20	9,100
PERFUMERY not being PERFUMED SPIRITS . Value	—	—	—	—	—	20,105	13,350	8,800	2,928	6,750
SEEDS—										
Ground nuts . . . Tons	10	66	57	30	..	1,650	24,908	18,070	10,200	..
Sesamum . . . "	34	..	46	313	..	13,440	..	24,640	85,180	..
Other sorts . . . "	105	5	15,220	2,197
SPICES—										
Pepper . . . Cwts.	644	2,059	855	672	192	42,119	1,24,408	88,397	65,200	10,500
Other sorts . . . "	..	10	21	12	37	..	1,078	775	2,840	1,350
Total Spices . . . "	644	2,069	876	684	229	42,119	1,25,481	89,172	68,040	11,850
TEA, BLACK . . . Lbs.	528,362	195,573	207,475	243,375	230,295	3,98,979	1,78,884	1,52,043	1,77,348	1,50,188
TEXTILES—										
Cotton—										
Twist and yarn . . . "	194,960	450,800	210,000	94,000	319,600	1,38,087	2,94,877	1,42,366	69,495	1,36,706
Manufactures—										
Piece-goods . . . Yards	392,460	149,760	274,800	150,720	50,450	1,02,230	38,135	64,165	38,420	10,750
Jute—										
Manufactures—										
Gunny bags . . . No.	385,110	896,722	719,400	675,350	1,108,950	2,29,823	6,21,378	4,78,852	3,77,233	2,78,882
" cloth . . . Yards	2,758,000	3,368,000	4,003,000	2,760,000	1,884,000	5,29,138	6,77,324	8,40,953	4,83,742	2,09,364
Wool—										
Manufactures—										
Carpets and rugs . . . Lbs.	2,051	4,480	..	6,020	1,422	19,850	15,759	..	31,279	11,200
ALL OTHER ARTICLES OF MERCHANDISE . . . Value	—	—	—	—	—	9,787	7,786	14,653	39,920	8,972
GRAND TOTAL . . . "	—	—	—	—	—	22,06,317	27,08,250	27,52,735	20,82,465	16,50,355

FOREIGN MERCHANDISE

ARTICLES	QUANTITY					VALUE				
	1926-27	1927-28	1928-29	1929-30	1930-31	1926-27	1927-28	1928-29	1929-30	1930-31
FRUITS AND VEGETABLES . Value	—	—	—	—	—	..	3,400	5,325
TEXTILES—										
Cotton Manufactures (including Twist and Yarn) . . . Value	—	—	—	—	—	10,100	6,000	..
Haberdashery and millinery . . . "	—	—	—	—	—	10,260	8,250	2,500	200	..
Wool Manufactures . . . "	—	—	—	—	—	8,61,182	5,74,088	3,62,976	1,82,003	1,12,000
ALL OTHER ARTICLES OF MERCHANDISE . . . "	—	—	—	—	—	44,665	10,245	8,337	5,292	12,888
GRAND TOTAL . . . "	—	—	—	—	—	9,26,147	6,01,988	3,79,898	1,92,495	1,24,888
GRAND TOTAL OF INDIAN AND FOREIGN MERCHANDISE . . . "	—	—	—	—	—	31,32,464	33,10,238	31,32,633	22,75,960	17,75,243

No. 13—continued

CYPRUS

IMPORTS THEREFROM

ARTICLES	QUANTITY					VALUE				
	1926-27	1927-28	1928-29	1929-30	1930-31	1926-27	1927-28	1928-29	1929-30	1930-31
INSTRUMENTS, APPARATUS AND APPLIANCES AND PARTS THEREOF . Value	—	—	—	—	—	R	R	R	R	R
ALL OTHER ARTICLES OF MERCHANDISE "	—	—	—	—	—	3,885	157	6,182	307	879
TOTAL VALUE . . .	—	—	—	—	—	3,885	157	17,823	307	879

EXPORTS THERETO

INDIAN MERCHANDISE

ARTICLES	QUANTITY					VALUE				
	1926-27	1927-28	1928-29	1929-30	1930-31	1926-27	1927-28	1928-29	1929-30	1930-31
DYEING AND TANNING SUBSTANCES—						R	R	R	R	R
Indigo . . . Cwts.	81	22	3	2	..	8,296	5,920	720	860	..
Hides, raw . . Tons	..	1	..	12	1,050	..	5,803	..
Paraffin wax . . "	..	194	..	81	27	10,237	14,595	12,092
TEXTILES—										
Cotton—										
Twist and Yarn . Lbs.	402,450	506,024	150,040	346,500	194,800	3,07,782	3,31,881	95,056	2,11,079	81,373
Manufactures—										
Woolen goods . Yards	77,840	81,850	21,600	216,000	32,800	19,225	21,369	5,711	53,412	5,346
Jute, gunny bags . No.	94,200	304,000	475,500	477,500	67,000	50,252	1,35,260	2,06,081	1,99,024	13,080
ALL OTHER ARTICLES OF MERCHANDISE . Value	—	—	—	—	—	1,857	5,790	3,494	1,510	16,435
GRAND TOTAL . . .	—	—	—	—	—	3,87,412	5,01,270	3,21,299	4,86,238	1,23,326

FOREIGN MERCHANDISE

ARTICLES	QUANTITY					VALUE				
	1926-27	1927-28	1928-29	1929-30	1930-31	1926-27	1927-28	1928-29	1929-30	1930-31
TOTAL VALUE . . .	—	—	—	—	—	25
GRAND TOTAL OF INDIAN AND FOREIGN MER- CHANDISE . . . Value	—	—	—	—	—	3,87,412	5,01,270	3,21,324	4,86,238	1,23,326

No. 13—continued
 TURKEY, ASIATIC
 IMPORTS THEREFROM

ARTICLES	QUANTITY					VALUE				
	1926-27	1927-28	1928-29	1929-30	1930-31	1926-27	1927-28	1928-29	1929-30	1930-31
FRUITS AND VEGETABLES: DRIED SALTED OR PRESERVED NOT BEING CANNED OR BOTTLED TONS	18	9	..	91	17	2,845	1,880	..	15,185	2,855
POSTAL ARTICLES NOT SPECIFIED Value	—	—	—	—	—	2,506	917	1,847	23	1,077
ALL OTHER ARTICLES OF MERCHANDISE	—	—	—	—	—	4,361	..	9,977	1,549	368
GRAND TOTAL	—	—	—	—	—	9,212	2,247	11,624	16,707	4,300

EXPORTS THERETO

INDIAN MERCHANDISE

ARTICLES	QUANTITY					VALUE				
	1926-27	1927-28	1928-29	1929-30	1930-31	1926-27	1927-28	1928-29	1929-30	1930-31
CANNES OF ALL KINDS Lbs.	..	25,288	110,457	7,112	31,066
Drugs and medicines Value	—	—	—	—	—	5,275
DYEING AND TANNING SUBSTANCES— Indigo Gwts.	5	18	..	4	5	2,240	2,980	..	810	1,120
Other sorts (including lac-dye).	..	40	..	290	271	..	800	..	11,175	13,511
GRAIN, PULSE AND FLOUR— Rice, not in the husk— Boiled Rice Tons	496	5,260	1,812	1,622	544	1,07,477	9,07,413	2,85,621	2,27,898	76,006
Cleaned rice	..	458	212	..	31	..	68,818	29,838	..	2,644
Total Rice not in the husk	496	5,718	2,024	1,622	575	1,07,477	9,75,781	3,15,459	2,27,898	80,650

No. 13—continued

TURKEY, ASIATIC—continued

EXPORTS THERE TO—continued

INDIAN MERCHANDISE—continued

ARTICLES	QUANTITY					VALUE				
	1926-27	1927-28	1928-29	1929-30	1930-31	1926-27	1927-28	1928-29	1929-30	1930-31
HIDES AND SKINS, RAW—										
Hides, raw	Tons 321 —No. 21,151	280 —16,895	108 —6,669	128 —5,691	80 —3,767	1,56,066	1,62,647	61,627	59,615	26,451
Lac	Cwts. 43	36	5,240	5,246
WYTHE—										
Wrought	1	3	439	1,200
SEEDS—										
Oilseeds—										
Non-essential—										
Sesamum (oil or lin) Tons	15	5,760
Spices	Cwts. ..	54	51	122	268	..	4,150	4,500	11,000	18,500
YEA, BLACK	Lbs. 527,784	164,120	452,067	262,651	372,115	4,50,207	1,25,588	3,40,615	1,94,294	2,67,411
TEXTILES—										
Cotton—										
Twist and yarn	450,800	1,340,855	417,000	375,600	242,370	2,72,584	8,88,022	3,10,072	2,79,714	1,37,547
Manufactures—										
Piecegoods	Yards 98,100	438,600	29,512	..	14,400	23,050	1,09,191	7,481	..	3,000
Other sorts	Value —	—	—	—	—	185	..	685
Total Cotton manufactures (including twist and yarn)	Value —	—	—	—	—	2,95,584	9,92,218	3,17,688	2,79,714	1,41,132
Jute—										
Manufactures—										
Gunny bags	No. 1,199,200	1,765,160	1,588,900	1,278,425	1,258,312	9,72,317	11,89,261	10,14,691	7,01,688	5,25,725
cloth	Yards 1,030,000	460,000	265,000	103,000	166,000	2,16,448	97,737	57,050	19,737	24,905
Total Jute manufactures (including twist and yarn)	Value —	—	—	—	—	11,88,760	12,86,998	10,71,741	7,21,375	5,50,631
WOOD AND TIMBER—										
Teak wood	Cubic Tons 75	142	75	24,384	45,378	12,775
ALL OTHER ARTICLES OF MERCHANDISE	Value —	—	—	—	—	4,255	7,182	13,200	2,077	11,77
GRAND TOTAL	Value —	—	—	—	—	22,38,923	36,15,975	21,68,071	15,07,697	11,17,65

TURKEY, ASIATIC
SYRIA

No. 13—continued

TURKEY, ASIATIC—continued
EXPORTS THERE TO—continued

ARTICLES	QUANTITY					VALUE				
	1926-27	1927-28	1928-29	1929-30	1930-31	1926-27	1927-28	1928-29	1929-30	1930-31
						R	R	R	R	R
Coal and coke . . . Tons	400	6,81
TEXTILES—										
Cotton manufactures—										
Piece-goods . . . Yard	..	169,200	52,130
ALL OTHER ARTICLES OF MERCHANDISE . . . Value	3,445	500	..	4,15
GRAND TOTAL	55,575	500	..	10,05
GRAND TOTAL OF INDIAN AND FOREIGN MERCHANDISE	22,38,923	36,71,550	21,09,171	15,07,897	11,28,00

SYRIA

IMPORTS THEREFROM

ARTICLES	QUANTITY					VALUE				
	1926-27	1927-28	1928-29	1929-30	1930-31	1926-27	1927-28	1928-29	1929-30	1930-31
						R	R	R	R	R
TEXTILES—										
Artificial silk yarn . . . lbs.	8,501	10,846	..
POSTAL ARTICLES NOT SPECIFIED Value	1,036
ALL OTHER ARTICLES OF MER- CHANDISE	580	4,672	25,355	4,426	4,237
GRAND TOTAL	1,616	4,672	25,355	14,772	4,237

EXPORTS THERE TO

INDIAN MERCHANDISE

ARTICLES	QUANTITY					VALUE				
	1926-27	1927-28	1928-29	1929-30	1930-31	1926-27	1927-28	1928-29	1929-30	1930-31
						R	R	R	R	R
APPAREL (including DRAPERY, UNIFORMS BUT excluding HOSIERY AND BOOTS AND SHOES) . . . Value	1,425	2,206	4,830	11,390	6,305
RUGS AND MEDICINES	3,010	3,377	5,570	4,287	3,075
DYEING AND TANNING SUB- STANCES—										
Indigo . . . Cwts.	66	148	47	2	18	33,520	40,774	12,200	496	5,740
Turmeric . . .	320	364	103	157	419	6,300	7,168	4,170	3,885	8,655
Other sorts . . .	613	703	705	338	493	41,050	32,910	20,735	11,212	21,274
Total Dyeing, etc. . .	1,009	1,215	855	497	930	70,870	80,861	46,105	15,598	35,669
RUINS AND VEGETABLES . Value	27,040	23,905	27,399	23,067	8,837
RICE, PULSES AND FLOUR—										
Pulse . . . Tons	69	62	90	36	35	26,078	19,318	27,440	29,074	9,833
Rice not in the husk . . .	62	62	121	81	22	12,511	13,898	28,415	15,260	3,050
Wheat	4,304	6,78,089
Wheat flour	34	6,300

No. 13—continued
SYRIA—continued

EXPORTS THERETO—continued

INDIAN MERCHANDISE—continued

ARTICLES	QUANTITY					VALUE					
	1926-27	1927-28	1928-29	1929-30	1930-31	1926-27	1927-28	1928-29	1929-30	1930-31	
HIDES AND SKINS, RAW—											
Hides, raw—						R	R	R	R	R	
Buffalo hides	{ Tons 40	84	26	15	7	17,402	19,597	14,544	9,519	8,851	
	{ =No. =1,461	=1,405	=1,155	=1,860	=402						
Gow hides	{ Tons 4	8	..	2	2						
	{ =No. =605	=720	..	=800	=104	3,297	5,765	..	2,006	925	
Calf skins	{ Tons ..	1						
	{ =No. =50	=500						
Total Hides, raw	{ Tons 44	48	26	17	9	20,871	26,633	14,544	11,525	4,777	
	{ =No. =2,116	=2,625	=1,155	=2,160	=506						
LAC—											
Shell	Owts.	24	5	34	99	97	2,204	780	3,310	10,766	6,194
Others	"	..	6	..	2	1,200	..	240	..
Total Lac	"	24	11	34	101	97	2,204	1,980	3,310	11,006	6,194
LEATHER—											
Hides, tanned or dressed	{ Tons 43	2	30	16	18	92,340	2,300	56,730	42,848	26,890	
	{ =No. =5,264	=200	=3,646	=2,550	=2,235						
METALS AND ORES—											
Brass Bronze and similar Alloys—											
Unwrought	Owts	184	412	..	100	75	21,700	69,500	..	13,082	5,430
Wrought	"	13	19	22	36	20	2,850	3,400	4,300	8,080	3,925
Iron or Steel	Tons	14	6,298	..
OILS—											
Essential—											
Palmarosa Oil	Gals.	127	14	142	56	..	6,000	600	6,200	2,600	..
Other sorts	"	233	64	88	4,130	3,540	2,800
Total Essential Oils	"	360	78	230	56	..	10,130	4,140	9,000	2,600	..
SEEDS—											
Oilseeds—											
Essential	Tons	2	910	..	575	
Non-essential—											
Groundnuts	"	43	173	254	129	142	14,942	58,574	92,081	47,799	43,233
Sesamum (til or jinjil)	"	4	..	56	1,440	..	19,400
Other sorts	"	..	1	405
Total Seeds, Non-essential	"	47	174	310	129	142	16,382	58,979	1,11,490	47,799	43,233
Other than oilseeds	"	1	150	..	190	290	855
Total Seeds	"	47	174	310	129	143	16,532	58,979	1,12,680	48,089	44,088
SPICES—											
Cardamoms	Owts.	98	116	136	85	92	29,710	29,150	26,321	15,875	12,650
Ginger	"	196	93	26	117	229	8,272	3,412	1,990	4,005	6,195
Pepper	"	573	2,223	1,007	1,238	1,127	33,650	1,39,910	1,03,793	1,12,023	76,463
Other sorts	"	..	6	43	11	400	1,405	250	..
Total Spices	"	867	2,438	1,212	1,451	1,448	71,632	2,22,872	1,33,509	1,32,153	95,508
TEA, BLACK											
	Lbs.	46,085	97,469	118,619	77,868	94,780	42,551	80,806	1,06,830	71,549	76,254
TEXTILES—											
Cotton—											
Raw	Tons	23	19,225	..	
Twist and yarn	Lbs.	3,593,682	1,932,400	1,901,506	1,962,312	1,974,000	28,42,692	14,64,171	16,80,127	15,02,312	13,68,724
Manufactures—											
Handkerchiefs and shawls in the piece	No.	..	1,700	10,708	300	2,550	2,700	600	..
Piece-goods—											
Grey (unbleached)	Yards	465,820	80,880	158,738	75,000	..	1,14,710	16,950	41,637	21,366	..
White (bleached)	"	92,160	2,560	18,000	24,900	3,200	4,375
Coloured printed or dyed	"	2,368,340	467,200	148,480	28,940	1,800	7,54,938	1,36,710	38,220	9,330	650
Other sorts of manufactures	Value	300	..	1,750	160	1,500
Total cotton manufactures (including twist and yarn)	"	37,37,486	16,23,581	17,19,309	15,35,268	13,70,874
Jute Manufactures—											
Gunny bags	No.	35,000	93,000	..	163,600	68,700	23,537	68,329	..	56,918	23,202
Gunny cloth	Yards	..	105,000	18,700
Total Jute manufactures	Value	23,537	82,029	..	56,918	23,202
Wool—											
Raw	Lbs.	3,900	..	4,230	56,200	14,332	1,300	..	1,030	20,420	4,400
Manufactures—											
Carpets and Rugs	"	5,712	5,884	..
ALL OTHER ARTICLES OF MERCHANDISE											
	Value	52,964	1,24,662	59,425	50,638	1,16,804
GRAND TOTAL							42,42,029	24,49,746	30,23,743	21,34,899	18,61,000

SYRIA
ARMENIA
AZERBAIJAN

(370)

No. 13—continued
SYRIA—concluded
EXPORTS THERETO—concluded

FOREIGN MERCHANDISE

ARTICLES	QUANTITY					VALUE				
	1926-27	1927-28	1928-29	1929-30	1930-31	1926-27	1927-28	1928-29	1929-30	1930-31
COFFEE Cwts.	218	428	564	601	275	R 10,623	R 22,519	R 31,648	R 34,435	R 16,098
DRUGS AND MEDICINES (excluding CHEMICALS AND NARCOTICS) Value	—	—	—	—	—	6,527	90	350	3,055	2,865
FRUITS AND VEGETABLES Value	—	—	—	—	—	700	9,867	17,628	1,380	1,793
SPICES Cwts.	107	323	301	309	252	7,798	8,041	13,263	10,200	8,015
TEXTILES— COTTON— Twist and yarn Lbs.	72,500	40,300	20,700	26,800	10,200	1,14,200	64,047	44,365	36,145	16,770
Manufactures— Piecegoods— Grey (unbleached) Yards	369,000	333,000	45,000	1,21,110	93,345	12,300
Wool— Manufactures Value	—	—	—	—	—	1,12,774	50,200	53,076	38,135	17,741
ALL OTHER ARTICLES OF MERCHANDISE Value	—	—	—	—	—	10,353	12,531	9,121	6,888	21,200
GRAND TOTAL Value	—	—	—	—	—	3,84,084	2,00,630	1,82,251	1,30,328	84,490
GRAND TOTAL OF INDIAN AND FOREIGN MERCHANDISE Value	—	—	—	—	—	46,26,118	27,10,376	32,05,994	22,65,227	19,46,000

ARMENIA

IMPORTS THEREFROM

	1926-27	1927-28	1928-29	1929-30	1930-31	1926-27	1927-28	1928-29	1929-30	1930-31
TOTAL VALUE Value	—	—	—	—	—	..	R 1,065	R 2,887	..	R 5,614

EXPORTS THERETO

INDIAN MERCHANDISE

ARTICLES	QUANTITY					VALUE				
	1926-27	1927-28	1928-29	1929-30	1930-31	1926-27	1927-28	1928-29	1929-30	1930-31
TEA, BLACK Lbs.	389,618	113,094	21,826	1,000	14,175	R 2,75,906	R 1,14,467	R 10,203	R 750	R 10,630
TEXTILES— COTTON— Twist and Yarn Value	10,400	11,600	6,525	7,700
JUTE— Manufactures— Gunny bags No.	..	47,600	38,000	11,600	22,950	..	38,151	27,300	8,489	11,415
ALL OTHER ARTICLES OF MERCHANDISE Value	—	—	—	—	—	5,473	840
GRAND TOTAL Value	—	—	—	—	—	2,87,994	1,61,158	46,503	9,239	22,016

FOREIGN MERCHANDISE

ARTICLES	QUANTITY					VALUE				
	1926-27	1927-28	1928-29	1929-30	1930-31	1926-27	1927-28	1928-29	1929-30	1930-31
MACHINERY MILLWORKS Value	—	—	—	—	—	R 1,47,951	..
ALL OTHER ARTICLES OF MERCHANDISE Value	—	—	—	—	—	521	..	1,276
GRAND TOTAL Value	—	—	—	—	—	521	..	1,276	1,47,951	..
GRAND TOTAL OF INDIAN AND FOREIGN MERCHANDISE Value	—	—	—	—	—	2,88,515	1,61,158	47,703	1,57,190	22,046

AZERBAIJAN

IMPORTS THEREFROM

ARTICLES	QUANTITY					VALUE				
	1926-27	1927-28	1928-29	1929-30	1930-31	1926-27	1927-28	1928-29	1929-30	1930-31
FRUITS AND VEGETABLES— FRUITS AND VEGETABLES; DRIED, SALTED OR PRESERVED NOT BEING CANNED OR BOTTLED— Almonds Tons	16	R 27,384	..
Oils— Mineral— Kerosene (in bulk) Gals.	7,631,176	13,792,204	44,07,649	64,65,095
GRAND TOTAL Value	—	—	—	—	—	44,35,033	64,65,095

No. 13—continued
AZERBAIJAN—continued
EXPORTS THERE TO

INDIAN MERCHANDISE

Nil

FOREIGN MERCHANDISE

Nil

SMYRNA

IMPORTS THEREFROM

ARTICLES	QUANTITY					VALUE				
	1926-27	1927-28	1928-29	1929-30	1930-31	1926-27	1927-28	1928-29	1929-30	1930-31
FRUITS AND VEGETABLES . Value	—	—	—	—	—	R 2,075	R ..	R 4,840	R 1,038	R 2,891
MACHINERY AND MILLWORK— Textile Machinery . "	—	—	—	—	—	15,422	13,835	—	..	8,691
ALL OTHER ARTICLES OF MERCHANDISE . "	—	—	—	—	—	304	24,015	—	..	1,312
TOTAL . "	—	—	—	—	—	17,801	37,850	4,840	1,038	7,894

EXPORTS THERE TO

INDIAN MERCHANDISE

ARTICLES	QUANTITY					VALUE				
	1926-27	1927-28	1928-29	1929-30	1930-31	1926-27	1927-28	1928-29	1929-30	1930-31
RUGS AND MEDICINES . Value	—	—	—	—	—	R ..	R 5,151	R ..	R ..	R 900
FEELS AND TANNING SUBSTANCES . Cwts.	128	493	457	1,053	472	8,470	12,580	12,619	28,005	11,430
GRAIN, PULSE AND FLOUR— Rice not in the husk . Tons	..	5	1,250
HIDES AND SKINS, RAW— Hides, raw— Buffalo hides { Tons 12 74 201 198 135 } { No. =600 =3,516 =7,906 =8,823 =5,840 }						4,641	54,615	1,00,890	1,03,973	52,086
HIDES . Tons	1,004	2,000	..	60	..	2,29,438	4,46,850	..
WHA, BLACK . Lbs.	12,500	17,500	29,750	20,000	16,750	12,500	17,500	19,057	14,992	13,182
TEXTILES— Cotton— Twist and yarn . "	515,888	404,080	237,455	466,655	334,980	3,50,654	3,28,898	1,85,031	3,14,021	1,78,911
Manufactures— Piecegoods . Yards	31,200	12,080	68,800	100,000	..	7,325	8,520	16,750	24,573	..
Jute— Manufactures— Gunny bags . No.	1,015,466	1,350,115	724,380	927,000	233,300	5,91,871	7,52,868	4,18,289	4,45,001	92,742
Gunny cloth . Yards	397,000	320,000	480,000	376,000	300,000	74,286	62,675	1,01,000	1,67,832	41,085
Total Jute manufactures . Value	—	—	—	—	—	6,66,157	8,15,538	5,19,230	6,13,733	1,33,827
ALL OTHER ARTICLES OF MERCHANDISE . "	—	—	—	—	—	132	6,370	8,580	8,743	6,784
GRAND TOTAL . "	—	—	—	—	—	10,44,939	12,45,872	10,91,599	15,54,800	3,96,120

FOREIGN MERCHANDISE

ARTICLES	QUANTITY					VALUE				
	1926-27	1927-28	1928-29	1929-30	1930-31	1926-27	1927-28	1928-29	1929-30	1930-31
TOTAL VALUE	—	—	—	—	—	R 912	R ..	R ..	R 425	R ..
GRAND TOTAL OF INDIAN AND FOREIGN MERCHANDISE . Value	—	—	—	—	—	10,45,851	12,45,872	10,91,599	15,55,315	3,96,120

PALESTINE

IMPORTS THEREFROM

ARTICLES	QUANTITY					VALUE				
	1926-27	1927-28	1928-29	1929-30	1930-31	1926-27	1927-28	1928-29	1929-30	1930-31
						R	R	R	R	R
FRUITS AND VEGETABLES . Value	—	—	—	—	—	..	9,110	4,512	13,703	24,26
POSTAL ARTICLES NOT SPECIFIED	—	—	—	—	—	..	—	163	14	..
ALL OTHER ARTICLES OF MERCHANDISE	—	—	—	—	—	1,778	7,492	4,831	1,235	18,21
TOTAL VALUE	—	—	—	—	—	1,778	16,602	9,006	14,954	42,48

EXPORTS THERETO

INDIAN MERCHANDISE

ARTICLES	QUANTITY					VALUE				
	1926-27	1927-28	1928-29	1929-30	1930-31	1926-27	1927-28	1928-29	1929-30	1930-31
						R	R	R	R	R
DYEING AND TANNING SUBSTANCES . Cwts.	128	388	199	342	148	2,982	11,618	6,105	9,470	2,65
GRAIN, PULSE AND FLOUR—										
Rice not in the husk . Tons	6	30	48	98	27	1,514	7,200	8,527	14,647	4,48
LEATHERS—										
Hides, tanned or dressed—										
Buffalo hides . { Tons 8 3 2 .. 8						13,050	6,832	6,750	1,263	10,50
" { No. -960 -300 -450 -81 -730										
Unwrought . Cwts.	24	40	22	84	8	2,025	8,350	2,815	14,040	50
SEEDS—										
Oilseeds—										
Non-essential—										
Groundnuts . Tons	1	47	45	41	58	450	13,430	10,890	12,407	15,18
Sesamum (oil or linseed) . "	243	10	83,394	4,140	..
SPICES . Cwts.	126	157	274	350	489	10,752	13,518	27,707	35,825	45,17
TEA—										
Tea, black . Lbs.	56,286	51,121	34,790	36,105	33,920	54,434	52,426	30,058	28,884	26,601
TEXTILES—										
Cotton—										
Twist and Yarn . "	118,800	96,000	80,400	155,200	191,800	1,16,200	80,457	76,816	1,44,402	1,57,671
Manufactures—										
Piecegoods—										
Coloured, printed or dyed . Yards	725,374	375,696	10,080	2,51,194	1,19,936	4,200
Jute—										
Manufactures—										
Gunny bags . No.	38,100	70,200	34,900	26,800	19,000	19,140	30,246	16,968	9,716	13,960
ALL OTHER ARTICLES OF MERCHANDISE . Value	—	—	—	—	—	58,888	36,719	28,819	34,424	26,300
GRAND TOTAL	—	—	—	—	—	5,31,529	3,84,822	3,03,089	3,08,618	3,03,058

FOREIGN MERCHANDISE

ARTICLES	QUANTITY					VALUE				
	1926-27	1927-28	1928-29	1929-30	1930-31	1926-27	1927-28	1928-29	1929-30	1930-31
						R	R	R	R	R
COFFEE . Cwts.	3	5	12	212	233	120	850	672	11,869	13,610
DYEING AND TANNING SUBSTANCES . Value	—	—	—	—	—	5,000	..
TEXTILES—										
Cotton—										
Manufactures—										
Piecegoods—										
Grey (unbleached) . Yards	81,940	53,200	5,200	10,110	15,425	1,410
Haberdashery and millinery Value	—	—	—	—	—	1,500	9,758	1,000
Wool manufactures . "	—	—	—	—	—	11,410	13,030	7,600	8,150	11,072
ALL OTHER ARTICLES OF MERCHANDISE . "	—	—	—	—	—	6,836	9,035	8,025	7,948	15,450
GRAND TOTAL	—	—	—	—	—	28,476	37,840	19,207	42,725	41,732
GRAND TOTAL OF INDIAN AND FOREIGN MERCHANDISE	—	—	—	—	—	5,60,005	4,22,662	3,22,296	3,51,343	3,44,790

No. 13—continued

ADEN AND DEPENDENCIES

IMPORTS THEREFROM

ARTICLES	QUANTITY					VALUE				
	1926-27	1927-28	1928-29	1929-30	1930-31	1926-27	1927-28	1928-29	1929-30	1930-31
						R	R	R	R	R
CHEMICALS AND CHEMICAL PREPARATIONS (excluding CHEMICAL MANURES AND MEDICINES)—										
Soda Compounds— Sodium Carbonate (soda ash and soda crystals) Cwts.	5,454	2,828	2,410	2,430	3,484	12,305	5,830	8,487	8,266	12,508
Other sorts of chemicals Value	—	—	—	—	—	—	840	2,700	3,661	19
Total Chemicals and Chemical preparations (excluding Chemical manures and medicines)	—	—	—	—	—	12,305	6,670	11,187	11,907	12,527
COFFEE, other than ROASTED OR GROUND . . . Cwts.	557	508	522	006	654	46,148	51,554	30,777	55,025	50,712
DYEING AND TANNING SUBSTANCES . . . Value	—	—	—	—	—	9,288	4,835	514	..	1,087
FISH (excluding CANNED FISH)—										
Fish, dry, salted . . . Cwts.	256	1,082	26	258	118	6,884	18,150	215	4,580	1,120
Fish, other sorts . . . "	390	380	329	208	498	2,398	2,715	4,580	2,746	2,315
Total Fish (excluding canned fish)	646	1,462	355	466	616	9,282	20,865	4,795	7,326	3,435
FRUITS AND VEGETABLES—										
Almonds . . . Tons	27	8	12	11	7	34,126	12,912	14,640	12,064	7,121
Other sorts . . . Value	—	—	—	—	1	6,300	119	415	210	120
Total Fruits and Vegetables	—	—	—	—	—	40,426	13,031	15,055	12,274	7,241
GRAIN, PULSE AND FLOUR—										
Pulse . . . Tons	284	437	1	329	245	62,778	1,02,812	150	56,400	83,803
Other sorts . . . "	89	1	—	50	1	13,118	296	25	5,220	60
Total Grain, Pulse and Flour	373	438	1	379	246	75,896	1,03,108	175	61,710	83,863
GUMS AND RESINS—										
Arabic . . . Cwts.	1,859	3,461	6,120	6,380	2,780	42,419	79,600	1,45,585	1,78,511	69,488
Olibanum or frankincense "	2,032	2,804	5,876	6,484	2,459	25,144	35,494	1,09,442	95,406	80,445
Other sorts . . . "	579	365	5,900	1,921	742	14,555	11,828	1,13,819	60,012	14,512
Total Gums and Resins	4,470	6,130	17,896	14,785	5,980	82,118	1,26,922	3,68,847	3,28,929	1,14,445
HARDWARE, excluding CUTLERY AND ELECTROPLATED WARE Value	—	—	—	—	—	6,498	14,314	10,500	13,020	11,972
HIDES AND SKINS, RAW—										
Hides, raw . . . { Tons =No.	7 =5,951	55 =26,618	55 =38,890	191 =91,219	27 =15,486	13,045	80,841	91,884	2,46,197	80,895
Skins, raw . . . { Tons =No.	241 =585,700	154 =431,287	284 =635,650	114 =275,193	47 =95,711					
Total Hides and Skins, raw	248 =591,651	209 =457,905	289 =674,540	305 =366,412	74 =111,197	6,03,245	4,31,847	6,78,100	4,61,562	71,718
Ivory, unmanufactured . Lbs.	100	338	..	2,120	896	485	2,140	..	13,380	4,270

ADEN AND DEPENDENCIES—continued

IMPORTS THEREFROM—continued

ARTICLES	QUANTITY					VALUE				
	1926-27	1927-28	1928-29	1929-30	1930-31	1926-27	1927-28	1928-29	1929-30	1930-31
						R	R	R	R	R
MANURES—										
Fish manures . . . Tons	88	85	2	74	8	8,345	8,040	148	7,274	627
Other kinds . . . "	43	66	58	23	73	2,438	3,734	4,617	2,065	6,610
METALS AND ORES—										
Brass, Bronze, and similar alloys and manufactures thereof . . . Cwts.	410	202	372	353	327	10,828	5,712	11,277	10,183	7,978
Copper (excluding ore) . . "	101	35	123	164	5	4,269	1,230	3,865	5,852	6,495
Iron or Steel . . . Tons	55	18	20	..	47	4,888	247	325
Other metals . . . Cwts.	100	104	220	203	79	1,975	1,020	4,205	4,212	1,585
Total Metals (excluding ores) . . . Tons	31	17	71	53	51	17,067	8,909	24,235	20,499	16,333
Oils—										
Mineral—										
Fuel oils . . . Galls.	99,342	19,550
Other sorts . . . "	8,017	785	450	6,809	987	900
Total Oils . . . "	107,359	785	450	26,359	987	900
Perfumery not being perfumed spirit . . . Value	4,161	1,103	4,088	9,483	10,750
PRECIOUS STONES AND PEARLS, UNSET—										
Pearls . . . Value	51,000	1,89,500	1,89,000	1,23,400	13,200
PROVISIONS AND OILMAN'S STORES—										
Ghi . . . Cwts.	67	32	108	4,313	1,849	6,365
Other sorts of provisions . Value	1,830	3,292	469	1,206	1,644
Total Provisions and Oilman's Stores . . . "	6,143	5,141	469	1,206	8,009
SALE . . . Tons	179,130	180,275	204,330	231,710	188,456	39,55,012	53,20,628	47,24,073	544,13,318	27,95,994
SHELLS AND COWRIES—										
Cowries . . . Cwts.	1,282	1	26	13,820	100	2,770
Shells—										
Shells (chanks, sankhil, large ornamental shells, cowras, mother-of-pearl shells, and oyster shells) . . "	1,378	67	45	467	604	20,040	7,630	4,510	11,790	12,310
Tortoise shell (including nakhla or nakh) . Lbs.	2,482	10,853	7,686	1,769	365	5,111	14,200	7,990	3,123	392
Total Shells and Cowries . Value	39,591	21,930	15,270	13,921	13,302
Soap . . . Cwts.	37	5	18	..	617	1,616	125	248	..	12,257
SPICES—										
Betelnuts . . . Cwts.	12	..	1,279	315	..	24,782
Cloves . . . "	..	12	29	..	90	2,000
Other sorts . . . "	26	3	..	8	..	140	40	..	1,488	..
Total Spices . . . "	38	15	1,279	8	29	455	130	24,782	1,488	2,000
STATIONERY (excluding PAPER) . Value	13,435	1,045	109	100	108

No. 13—continued
ADEN AND DEPENDENCIES—continued
IMPORTS THEREFROM—concluded

ARTICLES	QUANTITY					VALUE				
	1926-27	1927-28	1928-29	1929-30	1930-31	1926-27	1927-28	1928-29	1929-30	1930-31
						R	R	R	R	R
Textiles—										
Cotton—										
Raw Tons	..	67	21	6	..	220	66,040	17,632	13,400	500
Manufactures—										
Wool goods—										
Grey (unbleached)—										
Plain Grey—										
Drills and Jeans Yards	21,000	5,955
Sheetings ..	33,750	198,000	15,000	90,000	4,500	0,290	40,692	3,716	18,919	905
Other sorts ..	18,000	8,212	200	4,500	..	3,108	1,950	80	1,135	..
Total Grey (unbleached) ..	72,750	206,212	15,200	94,500	4,500	18,353	42,642	3,796	20,054	905
White (bleached) ..	4,220	30,688	8,000	1,135	4,092	3,102
Coloured, printed, or dyed ..	41,198	9,673	3,306	47,368	9,841	12,885	2,738	1,982	8,069	2,767
Other manufactures . Value	—	—	—	—	—	660	25	222	40	925
Total Cotton manufactures (including twist and yarn) ..	—	—	—	—	—	33,033	49,497	9,102	28,163	4,597
Tobacco—										
Manufactured—										
Cigarettes Lbs.	5,898	4,884	3,045	3,079	3,814	30,975	26,824	18,088	17,806	19,797
Other sorts ..	3,005	6,014	3,285	1,800	1,320	18,856	31,279	13,779	9,318	6,778
Total Tobacco ..	8,893	10,898	6,330	4,879	5,134	44,831	57,603	31,862	27,119	25,575
VEHICLES, excluding LOCOMOTIVES, ETC., FOR RAILWAYS—										
Mechanically propelled vehicles (excluding Railway locomotives and tractors) . Value	—	—	—	—	—	23,313	15,002	19,200	1,833	4,216
POSTAL ARTICLES NOT SPECIFIED ..	—	—	—	—	—	55,391	31,763	38,897	38,582	45,420
ALL OTHER ARTICLES OF MERCHANDISE ..	—	—	—	—	—	33,614	61,964	68,638	31,026	30,289
GRAND TOTAL ..	—	—	—	—	—	62,91,625	66,01,213	62,47,421	56,98,830	33,01,907

ADEN AND DEPENDENCIES—continued

EXPORTS THERETO

ARTICLES	QUANTITY					VALUE				
	1926-27	1927-28	1928-29	1929-30	1930-31	1926-27	1927-28	1928-29	1929-30	1930-31
						R	R	R	R	R
ANIMALS, LIVING . . . Nos.	10,172	10,162
APPAREL (including DRAPERY, UNIFORMS, ACCOUTREMENTS, HAT EXCLUDING HOSIERY AND BOOTS AND SHOES) . . . Value	—	—	—	—	—	12,434	13,378	11,113	10,682	6,313
BOOKS PRINTED, AND PRINTED MATTER (not being STATIONERY) including MAPS AND CHARTS . . . Cwts.	68	119	156	58	69	9,647	15,430	12,421	7,379	8,262
BOOTS AND SHOES . . . Pairs	12,045	16,250	24,018	14,645	33,257	22,027	25,004	29,218	24,616	45,943
CHEMICALS AND CHEMICAL PREPARATIONS (excluding CHEMICAL MANURES AND MEDICINES) . . . Value	—	—	—	—	—	57,887	72,551	62,414	34,027	29,091
COAL AND COKE . . . Tons	59,342	2	—	7,439	1	7,42,971	120	..	81,001	40
COIL, MANUFACTURED (excluding ROPE). . . "	1	15	10	10	10	532	5,030	4,152	3,585	4,321
CORDAGE AND ROPE OF VEGETABLE FIBRE (excluding JUTE AND COTTON) . Cwts.	1,180	1,048	1,086	1,212	1,121	48,713	45,122	37,580	38,880	30,034
DRUGS AND MEDICINES (excluding CHEMICALS AND NARCOTICS) . . . Value	—	—	—	—	—	19,230	23,373	18,557	23,119	9,771
DYEING AND TANNING SUBSTANCES—										
Turmeric . . . Cwts.	4,704	3,767	4,217	3,751	3,854	1,13,661	95,774	1,08,939	1,00,118	1,01,735
Other sorts . . . "	13	39	16	43	43	349	1,485	1,663	2,547	3,095
Total Dyeing and Tanning substances . . . "	4,807	3,806	4,233	3,794	3,897	1,14,010	97,259	1,10,602	1,02,665	1,04,830
EARthenware AND PORCELAIN . . . Value	—	—	—	—	—	17,235	20,853	9,272	25,230	17,400
WODDER, BEAN, AND POLLARDS (excluding OILCAKE) . Tons	557	757	601	513	533	75,931	77,304	65,010	67,053	41,065
FRUITS AND VEGETABLES—										
Fresh fruits and vegetables . . . Value	—	—	—	—	—	30,760	37,179	32,329	38,378	34,656
Fruits and vegetables: dried, salted or preserved, all sorts . . . Tons	127	183	141	164	125	42,326	53,058	58,129	52,582	38,116
FURNITURE AND CABINETWARE Value	—	—	—	—	—	5,261	5,931	3,153	2,809	1,301
GLASS AND GLASSWARE . . . "	—	—	—	—	—	15,432	4,945	4,210	3,310	5,339

No. 13—continued
ADEN AND DEPENDENCIES—continued
EXPORTS THERETO—continued

INDIAN MERCHANDISE—continued

ARTICLES	QUANTITY					VALUE				
	1926-27	1927-28	1928-29	1929-30	1930-31	1926-27	1927-28	1928-29	1929-30	1930-31
GRAIN, PULSE AND FLOUR—										
Jowar and bajra . . . Tons	250	5,502	10,418	4,239	1,750	41,009	9,90,900	17,74,037	7,60,191	2,52,425
Maise . . .			31	15	8		714	4,580	2,100	890
Pulse—										
Gram . . .	467	400	361	329	400	92,447	84,244	75,412	55,391	65,452
Lentils . . .	78	79	52	108	63	18,179	17,915	13,745	13,026	13,151
Other sorts . . .	114	248	191	153	198	26,204	41,366	46,727	36,191	36,180
Total Pulse . . .	659	817	604	590	661	1,36,830	1,44,015	1,35,884	1,04,608	1,14,783
Rice not in the husk—										
Bolled rice . . .	6,479	11,305	12,619	8,770	11,049	13,88,149	23,04,233	24,88,057	16,04,426	20,17,852
Cleaned rice . . .	670	1,892	1,843	1,040	1,035	1,61,111	4,57,168	4,36,627	2,41,944	2,08,501
Broken cleaned rice . . .	98	770	1,424	518	835	16,462	1,51,813	2,82,097	92,130	84,483
Other sorts . . .	8	12	2	1	23	1,570	4,205	695	468	2,949
Total Rice not in the husk . . .	7,255	13,979	15,888	10,329	13,942	15,67,292	29,17,418	32,07,576	19,38,968	23,13,785
Wheat . . .										
Wheat . . .	145	378	231	254	234	43,316	1,06,002	64,775	68,870	50,468
“ flour . . .	7,121	8,860	7,790	6,005	5,657	16,50,757	19,30,354	16,21,388	12,63,368	9,04,362
Other sorts . . .		65	170	106	35	197	9,218	22,070	12,027	4,882
Total Grain, Pulse and Flour . . .	15,434	29,695	35,132	21,588	22,193	34,40,301	60,99,121	68,30,036	41,55,132	36,41,585
HARDWARE AND CUTLERY, including PLATED WARE . . . Value										
Hides and Skins, raw . . . Tons		3		2	2	23,575	29,008	22,287	26,534	25,501
LEATHER—										
Hides and Skins, tanned or dressed . . . Tons	13	15	13	14	16	33,140	49,198	41,729	33,095	39,363
Manufactures (excluding boots and shoes) . . . Value	4,708	6,216	5,175	5,930	7,654	2,395	4,232	1,945	2,310	5,800
METALS AND ORES . . . Tons										
	24	47	52	50	36	55,853	91,356	69,896	71,232	55,068
OILS—										
Vegetable, non-essential—										
Coconut . . . Gals.	760	1,334	308	260	36	2,030	3,335	1,140	675	74
Groundnut . . .		3,077	6,899	8,004	9,132		10,548	14,374	16,670	24,517
Sesamum (til or jiji) . . .	360	10,938	47,173	41,956	36,922	1,180	39,561	1,70,343	1,49,562	1,18,462
Other sorts . . .	12	42	232	73	581	100	150	780	130	2,580
Total Vegetable, non-essential . . .	1,152	15,441	54,662	50,293	46,721	3,310	54,194	1,87,142	1,67,037	1,45,633
Other kinds . . .	113	174	163		19	510	3,890	400		300
Total Oils . . .	1,265	15,615	54,830	50,293	46,740	3,820	58,084	1,87,542	1,67,037	1,45,933
PAINTS AND PAINTERS' MATERIALS . . . Value										
						21,729	16,454	10,345	14,133	7,140
PERFUMERY (not being PERFUMES SPIRITS) . . .										
						16,370	17,393	8,339	14,229	19,596
PROVISIONS AND OILMAN'S STORES—										
Butter . . . Cwts.	212	160	261	187	143	26,623	20,925	33,311	25,109	18,381
Ghi . . .	341	491	237	254	260	32,010	51,755	23,337	27,245	21,966
Other sorts of provisions . . . Value						10,405	16,083	11,449	13,033	12,312
Total Provisions and Oilman's stores . . .						69,038	88,763	73,147	65,442	52,659

No. 13—continued
 ADEN AND DEPENDENCIES—continued
 EXPORTS THERETO—continued

INDIAN MERCHANDISE—continued

ARTICLES	QUANTITY					VALUE				
	1926-27	1927-28	1928-29	1929-30	1930-31	1926-27	1927-28	1928-29	1929-30	1930-31
						R	R	R	R	R
SEEDS—										
Oil seeds—										
Essential—										
Ajama Tons	25	26	27	20	18	10,117	9,541	9,248	6,937	6,603
Coriander "	19	21	19	18	19	7,324	12,175	11,131	8,438	8,338
Cammin (other than black) "	25	31	34	16	30	19,189	24,792	23,278	11,488	23,913
Fennel "	16	14	17	13	8	5,931	5,645	8,315	7,300	3,506
Fenugreek "	2	8	6	13	6	1,402	3,725	2,500	5,220	2,739
Others "	1	4	30	3	8	470	1,700	20,615	1,208	4,456
Total Essential Seeds "	88	103	142	83	93	44,433	57,578	75,087	40,646	60,119
Non-essential—										
Castor "	—	—	1,413	—	—	—	—	2,04,983	—	—
Copra or coconut kernel "	4	2	1	3	—	2,250	762	1,050	1,495	876
Cotton "	—	1	12	27	5	123	120	2,860	6,095	1,040
Groundnuts "	36	86	59	47	45	12,367	29,041	26,161	19,062	14,294
Linseed "	—	—	400	—	—	—	—	89,000	—	—
Sesamum (til or jinjil) "	73	523	1,318	251	250	21,869	2,21,031	5,02,047	99,624	84,788
Other sorts "	—	1	10	2	14	1,070	1,515	4,210	1,937	5,520
Total Non-essential "	113	613	3,213	330	314	37,675	2,53,860	9,80,291	1,38,213	1,06,527
Other than oilseeds "	2	2	2	—	4	730	1,765	655	400	2,255
Total Seeds "	203	718	3,357	413	411	82,838	3,12,712	10,56,038	1,69,259	1,68,904
SPICES—										
Betelnuts Cwts.	371	431	310	354	380	16,275	16,099	17,207	16,346	15,224
Cardamoms "	309	408	396	292	438	74,353	79,150	86,868	70,856	70,407
Onillies "	1,104	1,235	1,040	1,135	1,279	28,297	35,097	27,932	30,524	38,700
Ginger "	21,171	18,733	17,678	18,979	18,949	8,56,290	7,61,126	6,56,739	7,33,107	6,17,722
Popper "	3,423	2,362	2,104	2,298	2,181	2,29,423	1,63,992	1,59,504	1,42,409	1,30,821
Other sorts "	101	130	104	158	141	3,538	5,140	3,687	7,018	4,550
Total Spices "	26,479	23,349	21,632	23,216	23,318	12,08,176	10,60,665	9,51,937	9,95,255	8,77,514
TEXTILE (excluding Value) "	—	—	—	—	—	11,197	16,051	13,173	9,412	14,208
SUGAR—										
Molasses "	44	56	12	10	13	15,146	16,110	7,155	4,895	6,417
Other Sorts "	2	4	3	—	2	1,480	2,260	1,320	510	850
Total Sugar "	46	60	15	10	15	16,626	18,370	8,475	5,405	7,267
TEA, BLACK Lbs.	379,315	455,506	353,883	264,244	2,33,394	3,27,495	3,63,718	2,61,220	1,61,567	1,62,039
TEXTILES—										
Cotton—										
Waste Cwts.	111	151	91	245	126	3,380	4,860	3,655	4,512	2,986
Twist and yarn Lbs.	3,763,809	3,809,150	4,448,052	4,600,540	4,735,693	32,44,108	30,52,507	36,02,781	35,11,190	32,45,192

No. 13—continued
ADEN AND DEPENDENCIES—continued
EXPORTS THERETO—continued

INDIAN MERCHANDISE—concluded

ARTICLES	QUANTITY					VALUE				
	1926-27	1927-28	1928-29	1929-30	1930-31	1926-27	1927-28	1928-29	1929-30	1930-31
						R	R	R	R	R
TEXTILES—continued										
Cotton—continued										
Manufactures— Handkerchiefs and shawls in the piece No.	7,483	22,920	11,080	..	7,000	3,875	8,760	2,500	..	1,700
Hosiery . . . Value	—	—	—	—	—	7,700	11,780	16,200	7,120	6,952
Piece goods—										
Grey (unbleached). Yards	2,080,210	1,321,617	2,324,208	1,560,806	1,708,764	5,14,218	3,29,695	5,74,277	4,16,803	3,46,416
White (bleached) . . .	158,638	81,595	121,120	66,750	6,708	47,767	9,230	34,469	17,435	2,830
Coloured, printed, or dyed	4,377,372	4,251,025	3,098,888	2,379,326	1,462,716	15,32,182	18,70,909	10,12,810	7,75,205	5,21,700
Total Piece goods . . .	6,616,220	5,654,237	5,544,216	4,006,882	3,178,186	20,94,167	17,09,834	16,21,556	12,09,603	8,70,946
Thread sewing . . . Lbs.	13,220	12,552	10,163	15,352	12,442	17,075	22,620	19,385	27,800	20,283
Other sorts of manu- factures . . . Value	—	—	—	—	—	78,697	66,267	85,088	38,167	23,058
Total Cotton manufactures (including Twist and yarn)	—	—	—	—	—	54,45,620	48,71,768	53,48,405	47,93,780	41,69,031
Haberdashery and Millinery . .	—	—	—	—	—	17,375	57,623	1,26,470	89,054	95,473
Jute—										
Manufactures—										
Gunny bags . . . No.	516,800	237,957	423,192	380,400	119,000	2,64,910	1,32,448	2,05,618	1,32,007	40,875
“ cloth . . . Yards	82,210	114,500	128,000	80,500	63,500	17,911	31,137	30,768	16,980	9,144
Rope and twine . . Cwts.	982	255	450	432	755	23,177	5,099	7,667	8,332	12,690
Other kinds . . . Value	—	—	—	—	2	2,110	625	50
Total Jute manufactures . . .	—	—	—	—	—	3,08,108	1,69,309	2,44,048	1,57,379	62,659
Silk—										
Raw Lbs.	5,234	9,080	2,260	586	600	22,825	41,515	9,400	2,450	2,200
Manufactures—										
Goods of Silk mixed with other materials . . . Yards	14,400	9,500	13,800	12,600	..
Silk piecegoods	800	905	2,300	800	1,200	4,600	..
Other sorts . . . Value	—	—	—	—	1,242	5,200	2,900	7,050	1,600	4,700
Total Silk manufactures . . .	—	—	—	—	—	5,200	3,700	22,140	19,800	4,700
TOBACCO—										
Unmanufactured . . . Lbs.	4,867,046	6,792,078	3,485,146	4,194,828	5,864,408	23,75,081	33,81,513	34,38,658	20,22,000	24,98,012
Manufactured	6,090	17,385	18,305	9,195	10,097	5,138	10,463	9,067	7,133	10,007
Total Tobacco	4,872,736	6,809,463	3,498,451	4,204,024	5,874,505	23,80,219	33,91,976	34,47,725	20,29,133	25,08,019
VEHICLES, excluding LOCO- MOTIVES, ETC., FOR RAIL- WAYS—										
Ships, parts of (including Launches and Boats) . Value	—	—	—	—	—	2,519	3,260	..	5,970	4,470
WOOD AND TIMBER—										
Teak wood . Cubic Tons	40	61	17	45	57	11,635	19,778	4,956	8,245	12,175
Sandal wood	8	3	6	7	4	5,440	3,525	5,515	5,458	5,065
Other kinds of wood Value and timber Manufactures of wood, other than furniture and cabinet ware . . .	—	—	—	—	—	11,917	32,316	8,816	12,796	7,799
Total Wood and Timber . . .	—	—	—	—	—	34,601	67,673	17,279	39,246	33,340
ALL OTHER ARTICLES OF MERCHANDISE	—	—	—	—	—	1,40,015	1,24,429	1,63,851	99,325	92,792
GRAND TOTAL	—	—	—	—	—	1,48,91,341	1,76,66,886	1,93,82,246	1,36,39,657	1,25,85,523

No. 13—continued
 ADEN AND DEPENDENCIES—continued
 EXPORTS THERE TO—continued

ARTICLES	QUANTITY					VALUE				
	1926-27	1927-28	1928-29	1929-30	1930-31	1926-27	1927-28	1928-29	1929-30	1930-31
						R	R	R	R	R
APPAREL (including DRAPEY, UNIFORMS, ACCOUTREMENTS, BUT EXCLUDING HOSIERY, AND BOOTS AND SHOES) Value	—	—	—	—	—	24,596	20,266	12,549	4,920	2,309
Building and Engineering Materials, other than of Iron, Steel and Wood . . . Value	—	—	—	—	—	635	1,687	1,035	6,585	1,600
CHEMICALS AND CHEMICAL PREPARATIONS (excluding CHEMICAL MANURES AND MEDICINES) . . . "	—	—	—	—	—	4,078	8,520	4,291	3,823	4,104
COAL AND COKE . . . Tons	1,700	..	950	700	637	36,680	..	16,950	13,800	11,136
CUTLERY . . . Value	—	—	—	—	—	1,480	340	1,400	3,120	625
DRUGS AND MEDICINES (excluding CHEMICALS AND NARCOTICS)—										
Asafetida . . . Cwts.	55	62	92	80	31	3,250	2,600	5,250	1,085	2,080
Cassia lignea* . . . "	632	—	—	—	—	14,415	—	—	—	—
Other sorts . . . Value	—	—	—	—	—	3,121	3,652	7,765	4,882	3,495
Total Drugs and Medicines (excluding Chemicals and Narcotics) . . . "	—	—	—	—	—	20,786	6,312	13,015	6,567	5,675
DYEING AND TANNING SUBSTANCES—										
Dyes obtained from Coal Tar—										
Aniline . . . Lbs.	5,884	5,964	112	224	18,136	7,945	11,521	50	100	17,566
Other sorts . . . Value	—	—	—	—	—	13,693	19,965	8,475	10,809	3,310
Total Dyeing and Tanning substances . . . "	—	—	—	—	—	20,638	31,486	8,525	10,999	21,376
EARTHENWARE AND PORCELAIN . . . "	—	—	—	—	—	1,015	7,287	4,419	2,565	10,432
FRUITS AND VEGETABLES . . . "	—	—	—	—	—	4,438	36,370	38,437	33,105	13,559
FURNITURE AND CABINETWARE . . . "	—	—	—	—	—	5,809	2,320	2,329	350	170
GLASS AND GLASSWARE . . . "	—	—	—	—	—	11,863	12,579	6,027	4,679	3,073
GUMS AND RESINS—										
Benjamin . . . Cwts.	29	136	302	1,149	77	1,317	7,600	16,122	13,662	5,455
Others . . . "	49	78	304	47	119	4,534	2,363	11,300	1,230	2,440
Total Gums and Resins . . . "	78	214	606	1,196	196	6,351	9,963	27,428	14,892	7,895
HARDWARE (excluding CUTLERY, AND ELECTROPLATED WARE) . Value	—	—	—	—	—	41,550	32,618	22,538	21,053	24,757
INSTRUMENTS, APPARATUS, AND APPLIANCES, AND PARTS THEREOF . . . "	—	—	—	—	—	16,265	5,559	1,934	3,686	3,041
Liquors . . . Gals.	2,792	67	779	515	114	7,090	342	1,395	803	323
MACHINERY AND MILLWORK . . . Value	—	—	—	—	—	10,230	36,043	21,285	9,974	9,823
MATCHES . Gross of boxes	—	250	1,500	1,350	—	..	625	3,000	2,275	..
METALS AND ORES—										
Brass, Bronze, and similar alloys, wrought . . Cwts.	53	21	26	90	8	4,165	2,070	2,540	5,105	950
Copper . . . "	42	5	2	24	6	3,121	500	1,250	1,270	370
Iron or Steel . . . Tons	41	53	33	105	39	16,467	17,265	14,625	29,936	10,493
Others . . . Cwts.	153	352	420	420	10	25,335	29,948	24,371	23,710	45,164
Total Metals and ores . Tons	53	72	55	132	63	49,088	49,733	42,236	60,071	56,976
Oils . . . Gals.	9,240	102,361	132,498	1,719	593	21,367	32,621	32,637	3,535	1,422
PAINTS AND PAINTERS' MATERIALS—										
Paints and Colours . Cwts.	65	47	43	131	142	10,132	6,739	4,972	12,156	12,243

* Shown under "Sulphur" from 1927-28

No. 13—continued
ADEN AND DEPENDENCIES—concluded
EXPORTS THERETO—concluded

FOREIGN MERCHANDISE—continued

ARTICLES	QUANTITY					VALUE				
	1926-27	1927-28	1928-29	1929-30	1930-31	1926-27	1927-28	1928-29	1929-30	1930-31
PAPER AND PASTEBOARD . Value	—	—	—	—	—	2,063	5,002	2,165	1,310	1,760
PERFUMERY (not being perfumed spirits) . "	—	—	—	—	—	21,460	12,974	9,147	11,869	8,434
PRECIOUS STONES AND JEWELS, UNSET . "	—	—	—	—	—	30,000	..	28,080	3,000	..
PROVISIONS AND OILMAN'S STORES . . . Cwts.	33	42	427	66	29	2,182	2,450	10,991	3,008	1,205
RAILWAY PLANT AND ROLL- ING-STOCK (a) . . Value	—	—	—	—	—	—	5,200	—	—	—
SEEDS . . . Tons	10	2	4	1	1	5,319	1,850	3,080	600	650
SPICES . . . Cwts.	691	645	326	324	266	19,141	19,142	13,973	22,202	12,814
STATIONERY (excluding papers) . . . Value	—	—	—	—	—	9,548	9,027	1,473	1,875	3,510
SUGAR—										
Sugar, 16 Dutch stand- ard and above* . Tons	254	1,412	100	3	—	77,007	3,84,446	21,706	580	—
Sugar 23 Dutch stand- ard and above . "	—	—	—	—	76	—	—	—	—	8,993
Others . . . "	—	4	400
Total Sugar . . "	254	1,416	100	3	76	77,007	3,84,846	21,706	580	8,993
TEA . . . Lbs.	6,014	100	3,558	690	..	5,980	200	2,460	510	..
TEXTILES—										
Cotton—										
Twist and yarn . Lbs.	63,416	64,900	28,356	19,682	19,700	90,800	77,075	46,134	28,775	15,135
Manufactures—										
Hosiery . . . Value	—	—	—	—	—	16,653	5,465	10,910	6,084	5,039
Piecegoods—										
Grey (unbleached) . Yards	958,779	1,112,352	550,132	273,740	605,050	2,50,442	3,06,561	1,33,390	73,795	1,35,030
White (bleached) . "	596,223	227,373	147,573	118,479	60,957	1,38,743	82,973	52,106	40,431	24,530
Coloured, printed, or dyed . . . "	670,626	473,640	313,396	291,575	131,399	2,32,808	1,70,070	1,07,525	88,354	45,340
Fents of all descrip- tions . . . "	5,440	21,553	1,517	9,335
Total Piecegoods . "	2,231,068	1,834,918	1,011,101	683,794	803,406	4,73,570	5,70,039	2,93,021	2,02,580	2,05,850
Other sorts of manu- factures . . . Value	—	—	—	—	—	3,430	2,833	862	150	900
Total Cotton manu- factures (including Twist and yarn) . "	—	—	—	—	—	7,90,258	6,56,062	3,55,027	2,32,539	2,27,824
Hatdashery and Millinery . . . "	—	—	—	—	—	54,492	70,610	22,601	17,120	15,082
Silk—										
Raw . . . Lbs.	1,938	827	300	..	800	11,400	4,300	2,000	..	5,100
Manufactures . . Value	—	—	—	—	—	2,200	3,175	9,038	14,955	18,505
Woolen manufactures . "	—	—	—	—	—	9,725	13,423	10,372	12,641	7,800
Other textiles—										
Manufactured . . "	—	—	—	—	—	23,615	43,691	23,797	59,750	33,047
TOBACCO . . . Lbs.	6,900	2,333	2,534	2,039	931	29,322	8,336	7,343	10,136	4,635
VEHICLES (excluding locomotives, etc., for railways). . . Value	—	—	—	—	—	3,333	10,267	12,298	3,700	3,700
WOOD AND TIMBER . . "	—	—	—	—	—	2,847	46,721	2,495	2,040	40
ALL OTHER ARTICLES OF MERCHANDISE . . "	—	—	—	—	—	18,408	27,808	7,133	11,430	11,522
GRAND TOTAL . . "	—	—	—	—	—	14,33,681	16,33,434	8,27,031	6,31,773	5,55,140
GRAND TOTAL OF INDIAN AND FOREIGN MERCHANDISE . . "	—	—	—	—	—	1,63,25,022	1,90,97,820	2,02,09,317	1,42,71,430	1,31,40,077

(a) Discontinued from 1928-29.
* Shown under no w head from 1930-31.]

IRAQ
IMPORTS THEREFROM

ARTICLES	QUANTITY					VALUE				
	1926-27	1927-28	1928-29	1929-30	1930-31	1926-27	1927-28	1928-29	1929-30	1930-31
ANIMALS, LIVING—										
Horses No.	562	563	644	556	452	1,62,700	1,69,700	1,91,050	1,73,075	1,86,300
Other kinds "	4	2	10	19	5	900	40	500	3,310	1,200
Total Animals, living "	566	565	654	575	457	1,63,600	1,30,740	1,91,550	1,76,385	1,37,500
APPAREL (excluding HOSIERY AND BOOTS AND SHOS) Value	—	—	—	—	—	14,642	1,365	11,160	4,974	62,946
ARMS, AMMUNITION, AND MILITARY STORES "	—	—	—	—	—	10,305	5,598	3,926	3,091	2,240
BOOKS, PRINTED AND PRINTED MATTER (including MAPS AND CHARTS) Cwts.	1	15	13	23	10	155	1,150	2,911	4,320	990
BUILDING AND ENGINEERING MATERIALS OTHER THAN OF IRON, STEEL OR WOOD—										
Asphalt Tons	2,765	2,644	1,20,482	1,35,212
Other sorts Value	—	—	—	—	19	3	3,238	46
Total "	—	—	—	—	—	3	1,22,720	1,35,258
DRUGS AND MEDICINES (excluding CHEMICALS AND NARCOTICS) "	—	—	—	—	—	63,360	33,521	60,645	65,480	75,344
DYEING AND TANNING substances "	—	—	—	—	—	1,23,557	1,06,800	72,195	31,770	35,990
FRUITS AND VEGETABLES—										
Fruits and vegetables: dried, salted, or preserved, not being canned or bottled—										
Almonds Tons	130	87	136	124	299	2,22,930	1,58,797	2,30,041	2,10,011	4,71,295
Currants and raisins "	42	3	6	4	27	11,389	877	1,391	915	11,111
Dates "	25,295	50,604	35,973	42,660	45,221	42,16,812	77,03,704	52,72,441	57,86,343	44,79,475
Others Value	—	—	—	—	—	15,665	10,123	2,025	5,623	11,913
Total Fruits and Vegetables "	—	—	—	—	—	44,66,706	78,73,691	55,55,898	60,03,992	49,73,794
GRAIN, PULSE, AND FLOUR—										
Barley Tons	2,606	77	33	306	150	4,77,697	13,260	5,122	36,179	12,402
Beans, dry "	4	31	120	131	365	677	5,521	21,224	25,523	60,225
Jowar and Bajra "	316	338	355	3,631	106	52,050	45,975	46,313	6,04,597	22,415
Pulse "	1,690	750	2,213	5,816	4,414	3,12,405	1,45,318	4,09,963	10,00,141	6,37,571
Wheat "	33	295	112	7,953	22,740	4,976	56,513	23,118	14,33,723	35,07,994
Other sorts "	1,063	116	54	416	120	40,693	20,151	3,420	66,175	15,442
Total Grain, Pulse, and Flour "	5,717	1,607	2,891	18,268	27,985	3,33,508	2,36,743	5,14,660	31,71,346	43,06,049
HARDWARE, excluding CUTLERY AND ELECTROPLATED WARE Value	—	—	—	—	—	29,246	46,002	37,232	37,336	18,998
HIDES AND SKINS, RAW—										
Hides raw Tons	117	42	130	97	5	1,31,037	43,990	1,53,110	1,26,331	4,465
—No.	—45,117	—17,385	—35,161	—23,793	—1,330					
Skins, raw Tons	114	161	91	95	43	90,766	96,902	62,491	71,320	29,213
—No.	—116,355	—144,452	—90,766	—102,740	—44,201					
Total Hides and Skins, raw Tons	231	193	221	192	48	2,21,803	1,33,992	2,15,601	1,97,651	33,708
—No.	—161,472	—162,337	—125,927	—131,544	—46,031					
INSTRUMENTS, APPARATUS AND APPLIANCES AND PARTS THEREOF Value	—	—	—	—	—	12,171	27,311	13,020	6,381	3,733

No. 13—continued

IRAQ—continued

IMPORTS THEREFROM—continued

ARTICLES	QUANTITY					VALUE				
	1926-27	1927-28	1928-29	1929-30	1930-31	1926-27	1927-28	1928-29	1929-30	1930-31
						R	R	R	R	R
MACHINERY AND MILLWORK—										
Machinery, not being prime-movers or electrical machinery—										
Aerated water making machinery . . . Value	—	—	—	—	—	30,000	9,350
Other kinds . . . "	—	—	—	—	—	1,265	4,106	1,805	..	1,270
Total Machinery and millwork . . . "	—	—	—	—	—	21,265	13,456	1,805	5,093	1,270
MANURES . . . Tons	29	3	62	2,082	225	2,006
METALS AND ORES—										
Aluminium . . . Cwts.	173	270	200	78	16	6,139	9,841	7,361	2,686	630
Brass, Bronze, and similar alloys and manufactures thereof . . . "	3,897	4,700	2,626	1,234	1,075	1,10,750	1,30,623	76,308	33,306	29,792
Copper—										
Old, for re-manufacture . . . "	1,118	1,019	1,088	756	893	39,091	36,415	32,808	25,820	31,077
Unwrought—										
Tilce ingots, etc. . . "	..	45	1,795
Wrought . . . "	867	93	..	32	17	34,845	4,839	45	1,110	1,063
Total Copper . . . "	1,985	1,157	1,088	788	910	74,836	43,049	32,353	26,930	32,140
Lead—										
Wrought . . . Cwts.	438	258	4,307	342	426	7,480	4,524	56,113	4,434	4,001
Other sorts . . . "	1,473	360	..	65	86	24,022	3,631	..	895	761
Total Lead . . . "	1,911	608	4,307	407	511	31,511	8,155	56,113	5,329	4,762
Other Metals . . . Tons	215	105	77	147	..	11,995	7,768	7,454	7,068	21,160
Total Metals (excluding Ores) . . . "	613	442	486	272	437	2,35,281	1,99,436	1,79,589	75,220	88,474
PRECIOUS STONES AND PEARLS UNSET—										
Pearls . . . Value	—	—	—	—	—	2,00,000
PROVISIONS AND OILMAN'S STORES (including FISH AND FRUITS AND VEGETABLES, CANNED OR BOTTLED)—										
Ghi . . . Cwts.	1,209	3,307	150	145	100	83,357	2,19,478	9,367	10,046	89,906
Other sorts . . . Value	—	—	—	—	—	7,702	5,798	5,578	7,304	10,178
Total Provisions and Oilman's Stores . . . "	—	—	—	—	—	91,059	2,25,276	14,945	17,350	17,084

IMPORTS THEREFROM—concluded

ARTICLES	QUANTITY					VALUE				
	1926-27	1927-28	1928-29	1929-30	1930-31	1926-27	1927-28	1928-29	1929-30	1930-31
						R	R	R	R	R
SEEDS—										
Oil-seeds—										
Essential . . . Tons	15	2	3	4	..	30,888	2,850	6,423	10,028	4
Non-essential—										
besamum . . . "	9	16	5	10	44	1,490	3,023	951	1,553	4,38
Other sorts . . . "	7	..	5	257	63	1,116	..	1,012	55,939	9,80
Other than oil-seeds . . . "	..	2	..	3	6	66	2,744	250	1,417	95
Total Seeds . . . "	31	20	13	274	113	33,566	9,217	8,630	68,937	15,24
TEXTILES—										
Cotton—										
Raw . . . Tons	23	..	14	47	..	33,000	..	23,700	66,750	..
Manufactures—										
Piecegoods—										
White (bleached) . . . Yards	9,008	3,044	2,509	16,465	1,000	2,632	1,566	1,004	4,399	40
Coloured, printed or dyed—										
Dyed goods . . . "	37,843	4,403	6,817	2,940	4,168	10,017	2,988	9,176	2,473	80
Other sorts of manufactures . . . Value	—	—	—	—	—	1,459	6,485	4,517	11,355	3,32
Total Cotton manufactures (including Twist and Yarn) . . .	—	—	—	—	—	14,108	11,039	14,697	18,727	5,21
Silk—										
Manufactures . . . Value	—	—	—	—	—	8,632	9,710	986	1,627	35
Wool—										
Raw . . . Lbs.	482,007	130,648	99,904	86,688	31,024	2,57,317	82,245	71,300	29,040	25,30
Manufactures—										
Carpets and floor-rugs . . . "	10,220	9,740	6,354	3,727	6,411	23,994	23,228	18,921	10,769	14,83
Other sorts . . . Value	—	—	—	—	—	2,894	255	1,621	867	178
Artificial silk—										
Piecegoods of cotton and artificial silk . . . Yards	..	89	2,608	324	5,561	..	49	2,209	237	1,83
VEHICLES, excluding LOCOMOTIVES, ETC., FOR RAILWAYS—										
Mechanically propelled vehicles (excluding railway locomotives and tractors) . . . Value	—	—	—	—	—	2,984	5,837	11,584	2,326	5,714
Ships, parts of . . . "	—	—	—	—	—	..	12,200	11,627	15	..
POSTAL ARTICLES NOT SPECIFIED										
.. . . . "	—	—	—	—	—	19,146	1,63,373	52,615	39,924	7,77
ALL OTHER ARTICLES OF MERCHANDISE										
.. . . . "	—	—	—	—	—	55,238	64,633	82,753	1,27,603	90,376
GRAND TOTAL	—	—	—	—	—	70,04,670	95,15,907	71,51,634	1,02,38,355	1,00,08,158

No. 13—continued
 IRAQ—continued
 EXPORTS THERETO

INDIAN MERCHANDISE

ARTICLES	QUANTITY					VALUE				
	1926-27	1927-28	1928-29	1929-30	1930-31	1926-27	1927-28	1928-29	1929-30	1930-31
						R	R	R	R	R
APPAREL (including DRAPERY, ACCOUNTS UNIFORMS, but excluding HOSIERY AND BOOTS AND SHOES) . Value	—	—	—	—	—	19,422	26,560	9,185	7,592	9,040
BOOKS, PRINTED, AND PRINTED MATTER (including CHARTS, MAPS AND AND) . Cwts.	59	63	88	45	27	8,920	8,712	10,490	9,025	4,945
BOOTS AND SHOES . Pairs	4,189	845	20,772	907	3,251	17,664	1,292	1,41,904	2,425	14,955
BUILDING AND ENGINEERING MATERIALS, other than of IRON, STEEL, OR WOOD . Value	—	—	—	—	—	89,117	6,055	5,828	4,640	7,614
CANDLES OF ALL KINDS . Lbs.	96,190	120,900	53,532	286,245	223,047	34,923	34,527	15,139	80,561	62,475
CHEMICALS AND CHEMICAL PREPARATIONS . Value	—	—	—	—	—	4,863	3,594	30,057	13,540	5,446
COAL AND COKE . Tons	..	13	17	185	293	..	558	720	3,729	8,352
COFFEES . Cwts.	9,941	11,832	10,834	8,853	8,159	9,13,309	9,53,443	9,70,389	7,70,729	5,31,529
COIL, MANUFACTURED (excluding ROPE) . Tons	172	250	172	134	232	59,680	85,069	90,693	41,130	63,495
CORDAGE AND ROPE OF VEGETABLE FIBRE (excluding JUTE AND COTTON) . Cwts.	1,443	987	2,025	1,700	2,661	26,655	17,714	32,509	24,852	26,776
DRUGS AND MEDICINES (excluding CHEMICALS AND NARCOTICS) . Value	—	—	—	—	—	45,915	29,396	91,704	31,139	23,676
DYEING AND TANNING SUBSTANCES—										
Indigo . Cwts.	411	487	109	85	169	1,21,502	1,47,286	36,174	26,175	46,603
Turmeric . "	3,403	2,146	1,449	3,533	5,340	1,06,004	64,655	47,268	87,853	1,34,773
Other sorts . "	2,509	3,020	2,481	1,750	576	33,162	47,033	39,077	28,335	10,145
Total Dyeing and Tanning substances . "	6,323	5,653	4,039	5,418	6,085	2,60,723	2,58,974	1,23,119	1,42,363	1,91,520
EARTHENWARE AND PORCELAIN . Value	—	—	—	—	—	11,278	10,406	30	..	19
FODDER BRAN AND POLLARDS (excluding oil cake) . Tons	618	1,997	3	2	93	51,594	1,75,580	300	200	4,800
FRUITS AND VEGETABLES—										
Fresh fruits and vegetables—										
Fresh Fruits—										
Coconuts . No.	105,025	90,385	89,250	87,050	105,000	9,555	8,563	7,740	8,201	7,310
Others . Value	—	—	—	—	—	36,773	33,057	48,527	72,243	43,068
Fresh vegetables of all kinds—										
Onions . Cwts.	9,439	9,910	873	30	724	62,277	67,431	4,466	150	3,859
Others . Value	—	—	—	—	—	1,02,848	1,36,449	55,470	74,226	59,119
Total of Fresh fruits and Vegetables . "	—	—	—	—	—	2,71,453	2,50,500	1,16,203	1,54,820	1,13,356
Fruits and vegetables dried, salted or preserved, all sorts . Tons	972	1,301	1,128	1,374	898	2,03,508	2,91,125	2,42,446	2,48,024	1,43,309
FURNITURE AND CABINET-WARE . Value	—	—	—	—	—	27,475	37,880	3,407	7,859	13,268
GLASS AND GLASSWARE . "	—	—	—	—	—	13,957	22,731	23,707	10,525	2,565

No. 13—continued
 IRAQ—continued
 EXPORTS THERETO—continued

INDIAN MERCHANDISE—continued

ARTICLES	QUANTITY					VALUE					
	1926-27	1927-28	1928-29	1929-30	1930-31	1926-27	1927-28	1928-29	1929-30	1930-31	
						₹	₹	₹	₹	₹	
GRAIN, PULSE AND FLOUR											
Pulse—											
Gram Tons	9	34	23	18	13	1,720	5,554	4,442	3,540	2,08	
Lentils "	283	190	74	86	17	67,096	42,154	17,504	21,405	4,71	
Other sorts "	158	202	171	197	42	26,835	34,206	26,688	35,560	6,08	
Total Pulse "	450	426	268	301	72	95,651	82,014	48,634	60,505	13,47	
Rice not in the husk—											
Bolled rice "	1,942	1,427	856	644	148	4,12,147	3,06,009	1,70,430	1,20,656	23,42	
Cleaned rice "	2,018	1,092	689	638	81	4,13,656	2,48,598	1,39,420	1,31,174	21,07	
Other sorts "			1			50		264	125	3	
Total Rice not in the husk "	3,960	2,519	1,546	1,282	229	8,25,853	5,49,607	3,10,114	2,51,955	44,536	
Wheat "	846		4	2		69,975		1,060	288	21	
Wheat flour "	2,171	1,175	858	1,238	115	4,58,558	2,34,860	1,70,713	2,61,591	22,024	
Other sorts "		4	2	1		80	983	690	764	678	
Total Grain, Pulse and Flour "	6,927	4,134	2,678	2,874	416	14,45,117	8,67,413	5,81,211	5,75,103	80,731	
HARDWARE AND CUTLERY, including PLATEDWARE . Value											
						21,162	38,508	44,683	18,250	29,505	
HIDES AND SKINS, RAW											
	Tons	1	8	4	3	4,972	270	5,347	2,033	1,406	
	=No.	-400	-18	-290	-140						-125
INSTRUMENTS, APPARATUS, AND PARTS THEREOF . Value											
						15,350	11,975	8,120	3,400	1,280	
LAC Cwts.	11		37	54	67	988		5,362	6,217	5,077	
LEATHER—											
Hides, tanned or dressed—											
Buffalo hides	Tons	7	9	20	20	33,580	16,721	27,783	39,070	33,010	
	=No.	-2,758	-1,341	-2,590	-2,925						-3,309
Cow hides	Tons	1	2	1		11,701	4,051	6,678	4,675	280	
	=No.	-1,232	-373	-1,255	-306						-17
Call skins	Tons						2,600	1,500	1,400	600	
	=No.		-800	-420	-400						-300
Total Hides, Tanned or Dressed	Tons	8	11	21	20	50,281	23,372	35,961	45,145	33,890	
	=No.	-2,990	-2,514	-4,265	-3,631						-3,626
Skins, tanned or dressed—	Tons					200		206			
	=No.	-128		-53							
Total of Hides and Skins, tanned or dressed	Tons	8	11	21	20	50,481	23,372	36,167	45,145	33,890	
	=No.	-4,118	-2,514	-4,318	-3,631						-3,626
Unwrought Manufactures (excluding boots and shoes)	Cwts.	1,702	1,408	1,636	1,738	1,451	2,88,068	2,45,296	3,08,427	2,65,416	1,74,665
	Value						19,642	37,724	45,194	14,704	18,167
Total Leather							3,59,091	3,06,392	3,54,788	3,25,265	2,26,722
METALS AND ORES—											
Copper Cwts.	4	106	3	40	38	205	3,598	250	6,178	3,780	
Iron or Steel Tons	10	5	28	87	18	2,773	1,851	4,944	16,302	1,790	
Other sorts "	19	49	33	48	6	59,661	1,18,517	1,11,162	1,28,105	1,01,835	
Total Metals and Ores	29	49	51	137	52	62,639	1,23,464	1,16,356	1,51,085	1,07,355	

No. 13—continued

IRAQ—continued

EXPORTS THERETO—continued

INDIAN MERCHANDISE—continued

ARTICLES	QUANTITY					VALUE				
	1926-27	1927-28	1928-29	1929-30	1930-31	1926-27	1927-28	1928-29	1929-30	1930-31
OILS—										
Vegetable, non-essential—										
Mustard or rape . . . gals	2,393	838	219	6	25	7,020	2,071	845	16	50
Other sorts	3,578	2,558	1,888	1,292	3,813	9,378	7,840	5,405	4,600	8,272
Total Vegetable, non-essential . .	5,966	3,386	2,207	1,298	3,838	16,393	10,011	6,240	4,676	8,322
Other kinds	549	1,248	..	1,306	..	1,320	1,761	..	2,325	..
Total Oils	6,515	4,634	2,207	2,604	3,838	17,713	11,772	6,240	7,001	8,322
PAINTS AND PAINTERS' MATERIALS—										
Painters' materials . . . Value	—	—	—	—	—	—	28	550	8,170	45
PERFUMERY (not being PRE-FORMED SPIRITS) . . . Value	—	—	—	—	—	6,083	8,240	1,320	2,535	2,350
PROVISIONS AND OILMAN'S STORES—										
Butter Cwts.	454	192	127	92	75	31,402	21,837	14,752	11,255	8,686
Ghi	1	1	107	100	75	12,060
Pickles, chutnies, and condiments	375	995	966	989	892	12,754	25,806	23,322	23,406	21,492
Other sorts of provisions . . . Value	—	—	—	—	—	20,865	27,848	56,232	24,304	61,524
Total Provisions and Oilman's stores	—	—	—	—	—	94,121	75,651	1,11,866	58,965	91,702
SEEDS—										
Oil seeds—										
Essential Tons	5	5	13	5	2	3,323	2,411	6,538	2,866	1,071
Non-essential—										
Copra or coconut kernel	34	18	34	23	22	17,597	6,930	15,626	11,070	10,850
Groundnuts	35	27	76	60	44	11,559	8,210	24,005	16,952	10,827
Other sorts	2	3	4	1	4	652	1,541	1,035	490	595
Total Non-essential	71	48	114	84	70	29,808	16,681	40,666	27,512	21,772
Other than oilseeds	2	11	3	..	2	492	8,039	878	260	1,075
Total Seeds	78	64	130	89	74	34,123	24,181	48,077	30,688	23,913

EXPORTS THERE TO—continued

INDIAN MERCHANDISE—continued

ARTICLES	QUANTITY					VALUE				
	1926-27	1927-28	1928-29	1929-30	1930-31	1926-27	1927-28	1928-29	1929-30	1930-31
SOAP Cwts.	6,561	7,071	14,442	16,547	20,307	1,99,610	1,08,229	3,11,105	3,98,800	3,68,922
SPICES—										
Betelnuts "	53	72	30	1	..	2,557	2,113	1,247	50	..
Cardamoms "	105	128	202	149	126	24,365	24,038	26,979	26,971	22,247
Chillies "	120	393	158	72	120	3,937	9,720	4,905	1,080	2,865
Ginger "	523	540	312	292	521	17,301	18,114	11,321	10,283	15,476
Pepper "	3,323	3,135	4,279	1,539	1,976	1,80,540	1,69,960	3,16,262	1,19,597	1,32,539
Other sorts "	12	27	..	5	2	192	685	..	115	45
Total Spices "	4,141	4,301	4,981	2,058	2,745	2,28,802	2,24,345	3,60,714	1,60,696	1,73,172
STATIONERY (excluding PAPER) Value	—	—	—	—	—	1,302	3,323	2,581	1,860	789
STONE AND MARBLE Tons	4	6	7	4	8	1,553	2,546	3,405	2,110	4,400
SUGAR—										
Sugar, 16 Dutch Standard and above (a) "	52	43	46	29	—	30,890	23,107	24,643	11,798	—
Sugar below 23 Dutch standard not below 16 Dutch Standard "	—	—	—	—	13	—	—	—	—	5,990
Other Sorts "	3	1	8	2	1	508	420	3,501	560	300
Total Sugar "	55	44	54	31	14	31,398	23,527	28,144	12,358	6,290
TEA, BLACK Lbs.	3,764,248	2,215,651	2,114,860	1,502,979	1,160,792	29,40,468	14,72,792	18,54,454	9,92,315	7,24,896
TEXTILES—										
Cotton—										
Raw Tons	6	6,000
Waste Cwts.	2,620	2,345	2,833	2,867	1,164	63,499	52,710	67,044	53,878	28,048
Twist and yarn Lbs.	1,035,952	930,160	1,536,854	1,359,904	1,136,421	7,55,406	6,95,026	11,66,587	9,72,307	5,43,917
Piece goods—										
Grey (unbleached) Yards	882,848	336,300	94,048	425,921	131,399	2,00,800	58,068	13,725	1,03,407	25,838
White (bleached) "	80,806	142,520	58,650	49,800	11,172	19,726	34,364	12,085	8,400	5,960
Coloured, printed, or dyed "	37,371,406	23,685,710	18,521,176	13,469,838	8,750,566	1,05,28,244	71,35,712	57,36,678	37,11,247	29,04,510
Total Piece goods "	38,335,060	24,114,539	18,673,874	12,944,859	8,899,136	1,07,48,770	72,28,144	57,52,488	38,23,144	29,36,808
Thread, sewing Lbs.	8,394	8,322	9,058	8,200	7,295	13,651	13,790	11,183	11,393	9,235
Other sorts of manufactures Value	—	—	—	—	—	23,707	28,056	18,405	13,851	17,464
Total cotton manufactures (including twist and yarn) "	—	—	—	1,15,41,534	79,65,016	69,53,668	43,20,695	35,06,974
Haberdasery and Millinery "	—	—	—	6,561	7,374	14,163	31,390	1,300
Jute—										
Manufactures—										
Canvas Yards	12,500	9,108	1,904	4,824	208	7,201	5,593	1,310	2,352	937
Gunny bags No.	1,019,125	1,276,250	1,127,925	1,576,774	1,415,630	5,15,540	6,96,475	6,11,666	7,70,018	5,39,699
" cloth Yards	334,000	471,241	427,160	523,900	703,300	87,550	1,28,615	1,21,990	1,14,232	94,575
Rope and twine Cwts.	1,703	909	1,003	1,544	1,639	41,440	20,707	22,462	46,384	27,009
Other kinds Value	—	—	—	—	33	..	4,580	1,645	844	923
Total Jute manufactures (including twist and yarn) "	—	—	—	—	—	6,51,748	8,55,970	7,59,073	9,33,830	7,13,743

(a) Shown under sub-head from 1930-31.

No. 13—continued

IRAQ—continued

EXPORTS THERE TO—continued

INDIAN MERCHANDISE—concluded

ARTICLES	QUANTITY					VALUE				
	1926-27	1927-28	1928-29	1929-30	1930-31	1926-27	1927-28	1928-29	1929-30	1930-31
TEXTILES—continued						R	R	R	R	R
Wool—										
Woolen manufactures . Value	—	—	—	—	—	9,732	33,068	12,270	26,507	1,561
TOBACCO—										
Unmanufactured . Lba.	1,702	1,000
Manufactured—										
Cigars	5,231	3,300	1,497	4,510	2,360	12,509	7,153	3,185	9,220	4,703
Other sorts	28	392	400	628	..	20	420	400	902	..
Total Tobacco	5,259	3,692	3,689	5,148	2,360	12,529	7,573	4,585	10,122	4,703
TOYS AND REQUISITES FOR GAMES AND SPORTS, including FISHING TACKLE (other than firearms) . Value	—	—	—	—	—	5,407	12,076	3,366	4,102	930
Umbrellas complete, including parasols and sun-shades . No.	270	422	2,088	12	..	895	1,098	5,946	32	..
WOOD AND TIMBER—										
Teak wood . Cubic Ton	593	667	393	556	536	1,40,404	1,79,428	94,804	1,09,977	1,41,951
Other kinds of wood and timber . Value	—	—	—	—	—	94,584	62,644	59,355	80,676	60,982
Manufactures of wood other than furniture and cabinet ware	—	—	—	—	—	19,707	28,218	13,082	13,690	15,636
Total Wood and Timber	—	—	—	—	—	2,54,695	2,70,285	1,67,241	2,04,343	2,18,619
POSTAL ARTICLES	—	—	—	—	—	8,56,620	13,81,943	13,97,792	6,07,776	4,14,515
ALL OTHER ARTICLES OF MERCHANDISE	—	—	—	—	—	4,68,341	3,97,899	4,38,104	6,16,201	4,91,684
GRAND TOTAL	—	—	—	—	—	2,13,53,352	1,05,60,101	1,50,20,440	1,15,57,095	83,46,732

FOREIGN MERCHANDISE

ARTICLES	QUANTITY					VALUE				
	1926-27	1927-28	1928-29	1929-30	1930-31	1926-27	1927-28	1928-29	1929-30	1930-31
ANIMALS LIVING—						R	R	R	R	R
Horses No.	6	1	6,000	3,000
APPAREL (including DRESSERY, UNIFORMS ACCOUTREMENTS, BUT excluding HOSIERY AND BOOTS AND SHOES) . Value	—	—	—	—	—	3,61,268	2,53,657	2,37,055	1,37,418	76,036
ARMS, AMMUNITION, AND MILITARY STORES	—	—	—	—	—	1,210	..	45,921	..	75
BOOKS, PRINTED, AND PRINTED MATTER (not being STATIONERY), including MAPS AND CHARTS	26	28	16	8	9	5,657	5,282	2,182	1,840	1,700
BOOTS AND SHOES	741	303	1,650	937	15,270	4,129	1,080	3,730	1,877	10,220
BUILDING AND ENGINEERING MATERIALS, other than IRON, STEEL, OR WOOD	—	—	—	—	—	3,185	3,630	1,641	5,158	2,325
CHEMICALS AND CHEMICAL PREPARATIONS (excluding CHEMICAL MANURES AND MEDICINES)—										
Ammonia and salts thereof . Cwts.	161	151	12	3,376	3,937	310
Other sorts of chemicals . Value	—	—	—	—	—	73,071	51,209	18,561	27,026	8,220
Total Chemicals, etc.	—	—	—	—	—	77,547	55,146	18,871	27,026	8,320

FOREIGN MERCHANDISE—continued

ARTICLES	QUANTITY					VALUE				
	1926-27	1927-28	1928-29	1929-30	1930-31	1926-27	1927-28	1928-29	1929-30	1930-31
COAL AND COKE . . . Tons	4,071	5,183	2,897	2,676	3,618	1,09,160	1,42,099	54,878	51,632	68,052
COFFEE . . . Cwts.	2,167	1,352	1,720	1,795	1,536	1,20,268	70,774	99,023	1,01,624	80,641
CUTLERY . . . Value	—	—	—	—	—	16,588	8,165	11,105	6,650	2,150
DRUGS AND MEDICINES (excluding CHEMICALS AND NARCOTICS)—										
Camphor . . . Lbs.	2,285	608	300	892	900	4,500	1,005	650	1,540	1,800
Cassia lignea* . . Cwts.	514	—	—	—	—	11,561	—	—	—	—
Other sorts . . . Value	—	—	—	—	—	25,517	17,958	2,625	16,339	3,481
Total Drugs and Medicines ..	—	—	—	—	—	41,608	19,023	3,275	17,879	5,281
DYING AND TANNING SUBSTANCES . . . "	—	—	—	—	—	575	4,652	8,535	3,575	112
EARthenWARE AND PORCELAIN (excluding PIPES OF EARthenWARE) . . . "	—	—	—	—	—	32,100	6,930	7,610	4,910	5,074
FRUITS AND VEGETABLES . . . "	—	—	—	—	—	17,492	31,745	8,249	15,607	16,516
FURNITURE AND CABINET-ARE "	—	—	—	—	—	10,812	2,412	1,434	3,631	830
GLASS AND GLASSWARE—										
Beads and false pearls . Cwts.	41	40	16	49	9	5,253	3,760	5,686	3,510	758
Bottles . . . Gross	741	557	1,180	876	241	3,035	2,822	2,530	1,220	370
Other glassware . . Value	—	—	—	—	—	52,830	31,410	25,964	18,485	8,562
Total Glass and Glassware ..	—	—	—	—	—	61,768	37,992	34,180	23,215	9,690
GUMS AND RESINS—										
Benjamin . . . Cwts.	51	110	184	247	171	2,452	5,885	7,590	9,690	7,145
Olibanum or frankincense ..	613	400	348	401	316	21,362	15,370	11,850	11,692	10,235
Other sorts . . . "	205	182	71	69	280	10,345	13,618	1,645	1,635	5,890
Total Gums and Resins . . . "	869	752	603	717	767	34,159	34,873	21,085	23,015	23,260
HARDWARE (excluding CUTLERY AND ELECTRO-PLATED WARE) . . Value	—	—	—	—	—	1,54,147	1,24,334	87,425	91,290	35,779
INSTRUMENTS, APPARATUS, AND APPLIANCES, AND PARTS THEREOF—										
Electrical "	—	—	—	—	—	35,539	32,192	29,052	30,168	18,328
Other kinds "	—	—	—	—	—	16,966	4,682	4,454	11,164	8,107
Total Instruments, etc . . . "	—	—	—	—	—	42,555	36,874	33,506	41,332	26,429

*Shown under, "Spices" from 1927-28.

No. 13—continued

IRAQ—continued

EXPORTS THEREFROM—continued

FOREIGN MERCHANDISE—continued

ARTICLES	QUANTITY					VALUE				
	1926-27	1927-28	1928-29	1929-30	1930-31	1926-27	1927-28	1928-29	1929-30	1930-31
						R	R	R	R	R
LEATHERS—										
Unwrought Cwts.	9	39	30	2,000	6,558	6,585
Manufactures (excluding boots and shoes) . . . Value	—	—	—	—	—	12,150	12,225	8,693	3,471	161
LIQUORS—										
Ale, beer, and porter . . . Gals.	1,149	497	286	67	268	4,085	2,015	1,101	815	1,201
Spirit "	553	30	47	56	249	5,232	500	533	161	1,745
Wines "	15	67	1	10	19	313	1,709	24	160	297
Other sorts "	8	50
Total Liquors "	1,717	594	334	133	544	9,630	4,224	1,658	636	3,293
MACHINERY AND MILLWORK—										
Prime-movers (other than electrical) . . . Value	—	—	—	—	—	14,998	4,637	5,230	1,607	1,643
Other sorts "	—	—	—	—	—	21,422	23,251	20,426	21,575	12,234
Total Machinery and Millwork "	—	—	—	—	—	36,420	28,888	25,656	23,182	13,877
MATCHES Gross of boxes	5,025	..	8,000	13,425	..	7,190
METALS AND ORES—										
Brass, Bronze, and similar alloys, wrought . . . Cwts.	60	90	88	49	7	5,726	6,230	6,225	3,070	660
Copper, wrought "	55	7	37	66	81	4,098	718	2,251	6,182	5,150
Iron or Steel Tons	190	45	45	31	17	49,105	14,589	14,502	12,973	7,675
Tin, unwrought Cwts.	438	206	14	176	293	78,600	39,110	2,000	25,865	36,290
Others Tons	27	14	16	10	3	63,732	35,488	30,602	33,361	5,395
Total Metals and Ores "	245	75	69	56	38	2,06,851	96,165	64,770	87,451	55,670

IRAQ—continued
EXPORTS THEREOF—continued

FOREIGN MERCHANDISE—continued

ARTICLES	QUANTITY					VALUE				
	1926-27	1927-28	1928-29	1929-30	1930-31	1926-27	1927-28	1928-29	1929-30	1930-31
OILS—						B	B	B	B	B
Mineral Gals.	30,981	15,250	89,804	36,338	35,067	60,507	30,524	90,735	1,00,004	72,300
Other sorts "	961	1,808	..	1,510	..	2,004	4,172	..	8,550	..
Total Oils "	31,942	17,058	89,804	37,848	35,067	72,501	40,696	90,735	1,09,154	72,300
PAINTS AND COLOURS [Cwts.]	286	108	137	127	112	10,869	8,101	4,397	4,717	2,665
PAPER AND PAPERBOARD Value	—	—	—	—	—	6,184	6,492	7,594	5,043	2,262
PROVISIONS AND OILMAN'S STORES Cwts.	103	650	5,488	30	47	7,708	33,138	2,21,496	1,304	4,381
RAILWAY PLANT AND ROLLING-STOCK † Value	—	—	—	—	—	11,533	1,840	—	—	—
RUBBER—										
Manufactures "	—	—	—	—	—	20,190	6,618	10,248	17,24,140	12,13,15
SOAP Cwts.	54	31	15	69	—	4,894	2,515	1,225	2,615	1,050
SPICES—										
Cardamoms "	..	1	7	..	6	..	100	1,430	..	1,050
Cloves "	245	312	60	112	34	9,162	15,495	3,420	6,332	1,600
Other sorts "	175	799	716	224	564	6,680	18,360	23,897	8,336	20,730
Total Spices "	420	1,112	783	336	604	16,842	33,955	33,747	14,668	20,470
STATIONERY (excluding PAPER) Value	—	—	—	—	—	19,111	10,145	7,560	7,577	6,510
STONE AND MARBLE Tons	6	11	10	4	10	5,409	6,015	7,105	2,417	6,260
SUGAR—										
Sugar, 16 Dutch standard and above (a) "	11,612	1,909	560	1,106	—	4,30,066	5,62,210	1,27,997	2,88,207	—
Sugar 23 D. S. and above "	—	—	—	—	239	—	—	—	—	48,760
TEA, BLACK Lbs	24,630	1,612	1,300	1,715	2,376	18,918	2,465	970	1,614	1,700

† Discontinued from 1928-29.
(a) Shown under new head from 1930-31.

No. 13—continued

IRAQ—concluded

EXPORTS THERETO—concluded

FOREIGN MERCHANDISE—concluded

ARTICLES	QUANTITY					VALUE				
	1926-27	1927-28	1928-29	1929-30	1930-31	1926-27	1927-28	1928-29	1929-30	1930-31
TEXTILES—						R	R	R	R	R
Cotton—										
Twist and yarn . . . Lbs.	48,700	89,300	9,900	23,385	10,000	87,007	59,985	10,130	42,537	11,735
Manufactures—										
Handkerchiefs and shawls in the piece . No.	31,201	--	--	--	--	75,619	--	--	--	--
Hosiery . . . Value	--	--	--	--	--	34,570	11,068	1,375	4,315	1,985
Piece goods—										
Grey (unbleached) . Yards	2,891,565	5,685,923	2,410,177	3,911,990	4,739,680	8,30,182	16,56,492	6,42,540	10,49,035	11,42,664
White (bleached) . "	171,025	52,788	113,430	130,047	850,459	31,376	22,620	45,170	36,390	1,83,266
Coloured, printed, or dyed . . . "	124,093	122,491	544,000	615,462	885,482	52,579	47,887	1,67,464	1,60,054	1,99,575
Fabrics of all descriptions . "	9,379	--	--	--	--	4,200	--	--	--	--
Total Piece goods . . "	3,196,062	5,861,202	3,067,607	4,657,499	6,475,631	10,18,337	17,26,999	8,55,174	12,45,529	15,25,705
Thread, sewing . . . Lbs.	1,286	1,725	221	--	--	4,022	4,826	640	--	--
Other sorts of manufac- tures . . . Value	--	--	--	--	--	7,064	2,505	240	3,814	1,346
Total Cotton manufactures (including twist and yarn) . . . "	--	--	--	--	--	12,27,519	18,05,333	8,76,559	12,06,095	15,40,971
Haberdashery and Milli- nery . . . "	--	--	--	--	--	43,281	41,813	36,744	29,795	33,342
Silk—										
Raw . . . Lbs.	7,604	8,435	2,651	679	2,849	53,550	53,340	18,965	3,050	14,600
Manufactures—										
Silk yarn, noils and warps . . . "	--	1,800	1,000	--	--	--	3,150	1,980	--	--
Goods of silk mixed with other materials . . Yards	1,435	--	2,070	--	--	2,320	--	1,317	--	--
Piece goods . . . "	35,310	14,951	8,747	45,095	2,664	36,690	15,900	10,050	35,965	2,290
Total Silk manufactures . Value	--	--	--	--	--	89,910	19,050	13,347	35,965	2,290
Wool—										
Manufactures—										
Piece goods . . . Yards	2,424	3,715	11,224	6,461	94	11,288	6,433	16,781	8,500	123
Other manufactures . Value	--	--	--	--	2,204	12,336	22,932	21,604	11,320	2,615
Total Woollen manufac- tures . . . "	--	--	--	--	--	23,624	29,415	38,385	19,820	2,738
Other textiles—										
Manufactures . . . "	--	--	--	--	--	4,445	20,763	12,701	23,115	10,195
TOBACCO . . . Lbs.	873	1,560	150	--	330	2,857	12,368	800	--	1,460
TOYS AND REQUISITES FOR GAMES AND SPORTS in- cluding FISHING TACKLE (other than FIREARMS) . Value	--	--	--	--	--	7,984	5,082	5,342	7,079	2,553
VEHICLES (excluding LOCO- MOTIVES, ETC., FOR RAIL- WAYS)—										
Carriages and carts (ex- cluding railway carriages), and parts thereof . . "	--	--	--	--	--	1,310	2,000	298	--	--
ALL Other sorts . . . "	--	--	--	--	--	12,258	14,627	14,961	21,111	11,588
WOOD AND TIMBER . . . "	--	--	--	--	--	6,947	3,514	4,500	4,591	1,100
POSTAL ARTICLES . . . "	--	--	--	--	--	1,36,919	1,64,538	1,92,556	2,46,120	1,05,782
ALL OTHER ARTICLES OF MERCHANDISE . . . "	--	--	--	--	--	96,181	54,069	73,031	40,171	30,711
GRAND TOTAL . . . "	--	--	--	--	--	37,98,905	39,34,400	26,00,465	45,86,523	35,86,721
GRAND TOTAL OF INDIAN AND FOREIGN MERCHANDISE . . . "	--	--	--	--	--	2,50,62,257	2,04,94,591	1,76,19,005	1,61,48,618	1,19,33,453

MASKAT TERRITORY AND TRUCIAL OMAN

IMPORTS THEREFROM

ARTICLES	QUANTITY					VALUE				
	1926-27	1927-28	1928-29	1929-30	1930-31	1926-27	1927-28	1928-29	1929-30	1930-31
FISH (excluding CANNED FISH)—										
Fish, dry, unsalted . . . Cwts.	1,864	1,308	1,072	52	4,223	5,540	5,312	4,750	482	15,097
" " salted . . . "	15,405	21,866	10,312	12,978	16,360	2,17,535	3,33,979	1,80,522	2,04,509	2,31,189
Fishmaws and sharkfins . . . "	1,671	2,871	2,110	1,443	2,553	18,637	20,183	24,666	19,942	23,844
Fish, other sorts . . . "	82	998	..	330	8,742	..
Total Fish (excluding canned fish)	18,072	25,130	18,494	15,466	23,186	2,42,142	3,59,474	2,09,938	2,28,675	2,70,130
FRUITS AND VEGETABLES—										
Fresh fruits and vegetables . . . Value	—	—	—	—	—	58,671	61,966	21,259	31,757	41,485
Fruits and vegetables: dried, salted, or preserved, not being canned or bottled— . . . Tons	6,355	7,071	7,684	7,811	6,063	16,93,102	18,48,898	17,31,090	16,45,527	14,08,790
Dates . . . "
Other sorts . . . "	42	8	34	18	16	23,652	3,991	11,544	7,693	5,037
Total Fruits and Vegetables Value	—	—	—	—	—	17,80,625	19,14,855	17,63,893	18,84,976	14,56,262
GUMS AND RESINS—										
Olibanum or frankincense Cwts.	12,197	7,931	7,118	12,419	11,598	1,46,246	98,321	96,556	1,63,057	1,22,239
Other sorts . . . "	74	159	26	1	53	1,300	1,960	762	27	647
Total Gums and Resins	12,271	8,090	7,144	12,420	11,651	1,47,546	1,00,281	97,318	1,63,084	1,22,886
HAIR AND MANUFACTURES OF HAIR—										
Hair of all kinds . . . Cwts.	723	981	961	476	439	16,040	24,438	24,557	11,942	8,316
Hardware excluding Cutlery and Electroplated-ware . . . Lbs.	1,491	3,088	9,155	10,618	11,256
HIDES AND SKINS, RAW—										
Hides, raw . . . { Tons	8	10	7	196	525	7,164	6,495	5,456
.. . . . { =No.	—88	—175	—1,136	—1,561	—1,542					
Skins, raw . . . { Tons	16	18	27	23	23	20,049	18,703	30,423	24,106	27,681
.. . . . { =No.	—21,744	—18,853	—29,110	—22,157	—24,422					
Total Hides and Skins, raw	16	18	35	33	35	20,245	19,228	37,587	30,601	33,137
JEWELLERY (excluding IMITATION JEWELLERY AND PRECIOUS STONES AND PEARLS UNSET) ALSO PLATE OF GOLD AND SILVER										
Manures— . . . Tons.	2,620	4,138	2,681	2,220	1,809	2,69,676	3,75,258	2,25,892	2,01,478	1,84,802
Other kinds . . . "	..	14	32	39	55	..	1,085	2,908	2,957	3,877
Total Manures	2,620	4,197	2,713	2,259	1,864	2,69,676	3,76,343	2,28,800	2,04,435	1,88,679
PAINTS AND PAINTERS' MATERIALS										
Precious stones and pearls, unset— . . . Value	—	—	—	—	—	32,896	30,790	34,770	42,637	15,094
Pearls . . . "	—	—	—	—	—	..	9,000
PROVISIONS AND OILMAN'S STORES (including FISH AND FRUITS AND VEGETABLES, CANNED OR BOTTLED)—										
Ghl Cwts.	629	303	48	33	72	64,309	23,161	8,341	2,348	5,294
Other sorts of provisions Value	—	—	—	—	—	1,460	2,115	368	1,819	591
Total Provisions and Oilman's stores	—	—	—	—	—	55,859	25,276	8,709	8,667	6,885
TEXTILES—										
Wool— . . . Lbs.	48,776	66,528	91,784	71,736	83,872	15,900	22,207	31,156	24,595	20,685
Postal articles not specified . . . Value	—	—	—	—	—	3,604	4,818	4,661	6,001	4,116
ALL OTHER ARTICLES OF MERCHANDISE										
.. . . . "	—	—	—	—	—	48,527	49,606	32,043	34,287	31,630
GRAND TOTAL	—	—	—	—	—	37,50,840	40,58,289	31,78,097	30,04,076	25,87,255

No. 13—continued
 MASKAT TERRITORY AND TRUCIAL OMAN—continued
 EXPORTS THERETO

INDIAN MERCHANDISE

ARTICLES	QUANTITY					VALUE				
	1926-27	1927-28	1928-29	1929-30	1930-31	1926-27	1927-28	1928-29	1929-30	1930-31
APPAREL (including DRESS, UNIFORMS, ACCOUTREMENTS, BUT ex- cluding HOSIERY AND BOOTS AND SHOES) . Value	—	—	—	—	—	11,165	4,708	5,140	1,400	701
BOOTS AND SHOES . Pairs	8,484	11,108	8,018	8,808	7,582	10,101	17,854	9,415	13,934	10,906
BUILDING AND ENGINEER- ING MATERIALS . Value	—	—	—	—	—	3,692	4,441	6,329	5,387	5,810
CHEMICALS AND CHEMICAL PREPARATIONS (exclud- ing CHEMICAL MANURES AND MEDICINES) . "	—	—	—	—	—	7,558	7,171	6,554	6,175	5,180
COFFEE Cwts.	51	101	18	54	40	3,681	6,078	1,350	4,670	2,860
COIR, MANUFACTURED (ex- cluding ROPE) . Tons	38	224	79	62	32	12,184	69,161	24,902	18,408	6,014
CORDAGE AND ROPE OF VEGETABLE FIBRE (excluding JUTE AND COTTON) . Cwts.	1,067	4,204	3,170	2,600	813	18,252	62,555	61,667	40,830	11,051
DRUGS AND MEDICINES (excluding CHEMICALS AND NARCOTICS) . Value	—	—	—	—	—	5,623	9,859	4,949	3,006	3,000
DYEING AND TANNING SUBSTANCES—										
Turmeric Cwts.	1,285	1,280	1,200	1,278	1,498	41,910	86,741	85,763	85,142	84,266
Other sorts "	4	2	10	—	—	592	300	185	—	—
Total Dyeing and Tanning substances "	1,289	1,282	1,210	1,278	1,498	42,502	87,041	85,948	85,142	84,266
FODDER, BEAN AND POY- LARDS (excluding oilcake) Tons	275	554	431	315	106	27,490	54,276	43,054	31,727	7,744
FRUITS AND VEGETABLES										
Fresh fruits and vege- tables Value	—	—	—	—	—	9,479	8,126	11,234	9,212	7,244
Fruits and vegetables: dried, salted, or pre- served, all sorts . Tons	159	520	381	205	231	34,226	1,10,107	82,244	67,950	35,373
Total Fruits and Vegetables Value	—	—	—	—	—	43,705	1,18,233	93,478	67,162	42,617
FURNITURE AND CABINETWARE "	—	—	—	—	—	6,614	6,402	1,398	3,178	2,414
GLASS AND GLASSWARE . "	—	—	—	—	—	3,920	1,905	4,670	3,535	1,250
GRAIN, PULSE AND FLOUR—										
Barley Tons	598	680	670	288	41	70,474	79,410	81,264	34,708	4,022
Jowar and bajra "	577	532	452	517	277	84,011	72,707	68,177	88,508	40,338
Pulse—										
Gram "	159	160	91	93	122	22,508	21,075	18,026	12,059	15,617
Lentils "	31	45	17	37	38	9,039	11,127	5,182	10,109	7,617
Other sorts "	70	60	42	43	31	12,071	11,514	8,071	8,023	6,772
Total Pulse "	200	265	150	173	186	43,618	44,616	31,279	31,091	30,000
Rice not in the husk—										
Boiled rice "	19,570	27,488	16,705	21,128	21,142	40,36,081	57,66,048	33,04,905	39,04,101	33,44,332
Cleaned rice "	1,525	1,754	1,212	1,417	1,079	4,08,748	4,38,378	2,75,073	2,98,794	1,05,020
Broken cleaned rice "	81	65	82	189	152	11,308	12,206	11,749	26,620	13,375
Other sorts "	2	—	—	—	1	520	18	—	—	125
Total Rice not in the husk "	21,178	29,327	17,999	22,734	22,374	45,01,717	62,12,645	36,81,727	48,18,915	35,57,852
Rice flour and ground rice "	71	68	74	108	108	13,685	13,375	14,973	20,434	13,420
Wheat "	1,222	1,327	1,147	900	885	2,02,330	2,25,213	1,88,953	1,50,606	1,02,460
" flour "	2,801	3,173	3,122	3,077	2,966	6,20,632	6,48,333	6,24,675	6,03,586	4,00,927
Other sorts "	18	13	39	12	14	3,060	1,595	1,299	1,534	1,590
Total Grain, Pulse and Flour "	26,815	35,365	23,653	27,304	26,846	55,39,507	72,97,894	46,90,347	52,44,480	41,51,121
HARDWARE AND OUT- LETRY, including PLATED WARE . Value	—	—	—	—	—	12,966	38,890	9,422	35,206	14,096

No. 13—*continued*
 MASKAT TERRITORY AND TRUCIAL OMAN—*continued*
 EXPORTS THERETO—*continued*

INDIAN MERCHANDISE—*continued*

ARTICLES	QUANTITY					VALUE				
	1926-27	1927-28	1928-29	1929-30	1930-31	1926-27	1927-28	1928-29	1929-30	1930-31
METALS AND ORES—										
Iron or Steel—										
Nails, screws, rivets, and washers . . . Tons	49	64	46	31	28	21,385	27,572	18,105	15,702	8,863
Other manufactures . . . "	39	23	21	16	4	11,415	8,078	7,802	7,307	2,586
Total Iron or steel . . . "	88	87	67	47	32	32,750	36,550	25,907	23,009	11,440
Metals, unenumerated. Cwts.	136	140	220	120	80	22,675	23,470	25,980	14,840	9,080
Total Metals and ores .Tons	95	94	78	53	36	55,425	60,020	51,977	37,849	20,529
OILS—										
Animal . . . Gals.										
Vegetable, non-essential—	1,700	510	12	2,483	787	20
Coconut . . . "	2,296	3,056	2,845	4,638	3,960	6,380	7,419	7,303	9,016	6,861
Groundnut . . . "	..	2,852	3,723	1,143	2,048	..	5,334	7,126	1,086	4,662
Sesamum (til or jinjil) "	45,338	45,339	60,272	56,725	49,312	1,11,064	1,20,181	1,55,443	1,41,082	1,05,440
Other sorts . . . "	571	829	760	459	526	1,450	2,174	1,702	1,140	1,072
Total Vegetable, non-essential "	48,205	52,076	67,600	62,965	55,746	1,18,894	1,35,058	1,71,696	1,52,180	1,18,035
Other kinds . . . "	35	6,210	584	172	87	230	4,000	1,625	580	400
Total Oils . . . "	50,080	58,286	68,184	63,647	55,845	1,21,607	1,39,058	1,73,293	1,52,760	1,18,435
PROVISIONS AND OILMAN'S STORES—										
Ghl Cwts.	1,027	182	589	43	10	1,25,103	14,610	37,152	2,580	800
Other sorts of provisions Value	16,093	15,458	21,026	16,620	9,856
Total Provisions and oilman's stores . . . "	1,41,196	30,068	58,178	18,600	10,656
SEEDS—										
Oil-seeds—										
Essential—										
Coriander . . . Tons	16	8	11	8	13	7,778	4,266	4,849	4,763	6,879
Cumin (other than black) . . . "	71	58	42	32	42	63,802	56,962	39,822	37,750	28,486
Other sorts . . . "	7	4	8	9	10	3,205	4,690	5,405	3,872	2,444
Total Seeds, Essential . . . "	93	70	61	49	65	74,785	65,888	50,076	36,385	37,809
Non-essential—										
Copra or coconut kernel . . . "	10	5	11	6	9	7,671	4,372	7,852	5,085	4,012
Cotton seed . . . "	12	85	33	16	5	1,589	4,320	3,829	1,970	575
Groundnuts . . . "	10	32	26	23	25	5,745	8,587	6,248	7,507	5,176
Poppy "	..	36	125	11,015	95
Sesamum (til or jinjil) . . . "	23	6	16	52	5	9,025	2,522	3,788	15,734	1,330
Other sorts "	..	1	373	1,224	485	325	220
Total seeds, Non-essential . . . "	64	115	66	102	44	25,428	32,040	22,202	30,621	12,308
Other than oil-seeds . . . "	1	210	30	310	..	305
Total Seeds "	157	185	148	151	109	1,00,423	97,958	72,588	67,006	50,422
SPICES—										
Cardamoms . . . Cwts.	57	48	41	75	64	14,533	12,862	10,125	21,600	17,912
Chillies "	139	314	320	247	416	4,841	11,693	8,200	6,834	11,228
Ginger "	249	116	54	84	120	11,422	5,480	2,325	3,970	5,458
Pepper "	630	412	160	209	192	41,035	27,278	14,400	18,735	12,505
Other sorts "	250	221	220	217	222	7,476	7,271	7,063	7,123	5,768
Total Spices "	1,325	1,111	804	832	1,023	79,807	64,593	42,123	58,374	52,891

No. 13—*continued*
 MASKAT TERRITORY AND TRUCIAL OMAN—*continued*
 EXPORTS THERETO—*continued*

INDIAN MERCHANDISE—*concluded*

ARTICLES	QUANTITY					VALUE				
	1926-27	1927-28	1928-29	1929-30	1930-31	1926-27	1927-28	1928-29	1929-30	1930-31
SUGAR—										
Sugar, 16 Dutch standard and above (a) . . . Tons	14	15	1	4	—	9,889	9,864	1,327	1,806	—
Sugar, 23 Dutch standard and above . . . "	—	—	—	—	—	—	—	—	—	171
Sugar, below 23 Dutch standard but not below 16 Dutch standard . . . "	—	—	—	—	2	—	—	—	—	592
Other sorts . . . "	10	8	2	12	3	6,082	2,924	1,779	3,490	1,947
Total Sugar . . . "	24	23	3	16	5	15,921	12,788	3,106	5,396	2,710
TALLOW AND STEARINE (including GREASE AND ANIMAL FAT) . . . Cwts.	1,384	1,526	1,329	1,497	1,172	51,498	65,349	60,305	47,083	39,261
TEA, BLACK . . . Lbs.	118,672	86,857	111,688	62,182	68,581	1,03,985	71,592	95,134	47,723	45,682
TEXTILES—										
Cotton—										
Waste . . . Cwts.	1,069	202	927	858	302	19,795	5,704	27,674	14,584	8,840
Twist and yarn . . . Lbs.	186,695	167,324	201,713	212,910	195,330	1,79,650	1,41,432	1,79,958	1,75,810	1,46,887
Manufactures—										
Handkerchiefs and shawls in the piece . . . No.	10,650	6,198	8,020	12,420	4,200	5,840	2,208	4,425	6,420	1,150
Piecegoods—										
Grey (unbleached) Yards	207,360	107,580	143,755	141,420	75,937	71,042	35,522	65,880	49,492	34,665
White (bleached) . . . "	19,700	51,000	23,400	12,800	144	5,214	14,420	9,420	5,200	39
Coloured, printed, or dyed . . . "	2,766,552	2,439,035	3,267,185	2,603,205	2,045,956	10,54,045	8,06,059	10,54,681	7,89,878	5,50,826
Total Piecegoods . . . "	2,993,612	2,597,615	3,439,340	2,757,485	2,121,487	11,31,201	8,56,601	11,29,481	8,44,570	5,85,530
Thread, sewing . . . Lbs.	5,264	5,792	5,691	5,283	4,700	8,240	8,955	8,080	8,675	6,825
Other sorts of manufactures . . . Value	—	—	—	—	—	67,744	61,483	51,395	53,110	48,000
Total Cotton manufactures (including twist and yarn) . . . "	—	—	—	—	—	13,93,675	10,70,739	13,73,339	10,88,585	7,88,302
Haberdashery and Millinery . . . "	3,240	2,844	2,639	2,396	2,390	4,855	570	4,006	1,860	1,440
Hemp (chiefly <i>Senna</i>), raw Cwts.	—	—	—	—	—	67,063	59,022	54,061	47,091	40,339
Jute—										
Manufactures—										
Gunny bags . . . No.	69,550	63,578	105,804	82,845	51,110	36,828	24,304	50,282	35,772	18,492
" cloth . . . Yards	16,500	2,000	2,600	1,000	—	6,700	500	630	1,000	—
Other kinds . . . Value	—	—	—	—	—	4,242	6,240	4,493	3,005	4,162
Total Jute manufactures . . . "	—	—	—	—	—	47,770	31,044	55,365	39,777	22,654
SKK—										
Raw . . . Lbs.	60	60	38	395	2,130	748	700	380	2,577	19,592
Manufactures . . . Value	—	—	—	—	—	4,600	1,500	600	500	—
Wool manufactures . . . "	—	—	—	—	—	—	200	1,050	7,250	4,050
TOBACCO . . . Lbs.	23,918	79,824	64,677	72,405	66,570	13,609	22,255	20,900	20,716	17,731
WOOD AND TIMBER—										
Teak wood . . . Cubic Tons	45	168	196	157	74	4,675	17,877	20,225	14,772	8,091
Other kinds of wood and timber . . . Value	—	—	—	—	—	17,996	47,875	33,469	42,757	21,299
Manufactures of wood, other than furniture and cabinet ware . . . "	—	—	—	—	—	6,673	13,232	7,625	12,129	3,269
Total Wood and Timber . . . "	—	—	—	—	—	32,344	78,984	61,310	69,658	32,659
POSTAL ARTICLES . . . "	—	—	—	—	—	69,625	52,544	46,577	48,376	40,778
ALL OTHER ARTICLES OF MERCHANDISE . . . "	—	—	—	—	—	80,010	29,455	36,314	19,080	15,750
GRAND TOTAL . . . "	—	—	—	—	—	81,21,070	96,29,342	72,46,507	73,12,711	56,87,523

(a) Sub-divided from 1930-31.

No. 13—continued
 MASKAT TERRITORY AND TRUCIAL OMAN—continued
 EXPORTS THERETO—continued

ARTICLES	QUANTITY					VALUE				
	1926-27	1927-28	1928-29	1929-30	1930-31	1926-27	1927-28	1928-29	1929-30	1930-31
						R	R	R	R	R
APPAREL (including DRA- PERY, UNIFORMS, ACCOUTREMENTS, BUT ex- cluding HOSIERY AND BOOTS AND SHOES) Value	—	—	—	—	—	8,490	25,203	15,992	17,740	4,908
BUILDING AND ENGINEER- ING MATERIALS other than OF IRON, STEEL OR WOOD "	—	—	—	—	—	12,039	3,226	564	884	1,685
CHEMICALS AND CHEMICAL PREPARATIONS (exclud- ing CHEMICAL MANURES AND MEDICINES) . . . "	—	—	—	—	—	7,433	7,403	8,432	5,201	5,620
COAL AND COKE . . . Tons	500	80	—	—	—	10,000	1,840
COFFEE Cwts.	2,056	1,478	1,419	3,553	828	1,47,871	74,868	78,678	2,05,127	50,184
CUTLERY Value	—	—	—	—	—	28,754	24,696	20,206	13,440	4,845
DRUGS AND MEDICINES (excluding CHEMICALS AND NARCOTICS) . . . "	—	—	—	—	—	8,672	6,600	3,187	2,978	1,404
DYEING AND TANNING SUBSTANCES—										
Cochineal Cwts.	18	62	41	3,652	10,946	9,872
Dyes obtained from coal tar— Aniline Lbs.	2,574	2,152	1,379	1,127	100	6,020	4,346	2,380	1,564	150
Saffron "	7,930	8,446	5,212	1,582	1,380	13,557	29,713	9,752	3,055	1,475
Othersorts Value	—	—	—	—	—	565	50	236	60	60
Total of Dyeing and Tanning substances Value	—	—	—	—	—	20,142	34,109	16,520	15,625	11,557
EARTHENWARE AND POR- CELAIN (including PIPE OF EARTHENWARE) . . . "	—	—	—	—	—	8,207	11,818	13,238	9,103	3,091
FRUITS AND VEGETABLES— Fruits and Vegetables: dried, salted, or pre- served Tons	2	24	12	33	4	740	5,924	3,500	2,589	690
GLASS AND GLASSWARE . Value	—	—	—	—	—	10,202	8,524	11,848	9,074	4,057
GUMS AND RESINS . . . Cwts.	175	318	102	126	75	5,860	9,368	5,330	3,555	2,420
HARDWARE (excluding CUTLERY AND ALUMINO- FLATED WARE) . . . Value	—	—	—	—	—	20,014	27,880	41,482	23,543	9,656
LIQUORS Gals.	415	444	618	1,204	957	5,092	4,732	6,938	13,255	7,075
MATCHES Gross of boxes	5,400	15,975	20,850	11,200	450	13,069	34,228	62,511	18,237	1,125
METALS AND ORES—										
Copper Cwts.	74	39	41	29	5	4,515	2,042	2,327	2,315	200
Iron or Steel . . . Tons	51	85	82	66	77	16,887	26,581	23,353	21,049	22,570
Lead Cwts.	240	200	349	225	156	6,620	6,078	3,885	6,360	4,141
Others Tons	4	3	5	4	1	12,950	9,142	10,995	7,396	2,350
Total Metals and Ores . . . "	71	100	106	82	86	40,972	43,848	45,560	37,120	29,851
OILS Gals.	6,038	207,073	1,948	860	2,952	5,366	48,440	6,935	2,381	3,387
PAINTS AND COLOURS . Cwts.	62	73	91	67	54	7,328	7,994	12,729	6,901	5,758
PAPER AND PAPERBOARD Value	—	—	—	—	—	9,970	9,801	9,543	8,229	5,497
PRECIOUS STONES AND PEARLS, UNSHET . . . "	—	—	—	—	—	77,200	1,50,600	1,08,000	31,300	32,700
PROVISIONS AND OILMAN'S STORES Cwts.	502	557	1,998	186	401	22,701	18,274	31,447	6,709	13,866
SPICES "	238	359	207	154	546	9,347	10,732	6,399	6,445	16,233
SUGAR—										
16 Dutch standard and above (a) Tons	1,533	2,102	1,241	964	—	4,74,325	5,63,701	2,46,572	1,80,247	—
23 Dutch standard and above "	—	—	—	—	349	—	—	—	—	47,867
Other sorts "	1	18	2,222	2,188
Total Sugar "	1,534	2,102	1,241	964	302	4,76,547	5,63,701	2,46,572	1,80,247	50,065
TEXTILES—										
Cotton— Twist and Yarn . . . lbs.	54,800	62,000	48,350	34,004	41,751	56,252	56,778	55,607	38,046	36,170

(a) Sub-divided from 1930-31.

No. 13—continued

OTHER NATIVE STATES

MASKAT TERRITORY AND TRUCIAL OMAN—concluded

EXPORTS THERETO—concluded

FOREIGN MERCHANDISE—continued

ARTICLES	QUANTITY					VALUE				
	1926-27	1927-28	1928-29	1929-30	1930-31	1926-27	1927-28	1928-29	1929-30	1930-31
TEXTILES—continued						R	R	R	R	R
Cotton—continued										
Manufactures—										
Hosiery . . . Value	—	—	—	—	—	10,215	11,804	11,808	8,247	7,140
Piecegoods—										
Grey (unbleached) Yards	737,184	898,161	588,615	824,726	3,32,200	2,17,764	2,45,024	1,55,352	2,09,400	78,704
White (bleached) . . .	813,981	818,951	771,226	581,784	3,33,934	2,43,139	2,47,715	2,10,860	1,56,172	96,407
Coloured, printed, or dyed . . .	2,740,598	2,781,768	3,424,071	2,509,574	1,537,903	11,83,111	11,81,888	13,09,984	9,43,096	5,66,441
Fents of all descriptions	2,500	10,560	11,450	600	..	605	2,790	6,052	250
Total Piecegoods . . .	4,291,768	4,441,880	4,789,472	3,927,534	3,234,637	16,44,014	16,75,227	16,78,936	13,19,720	7,41,802
Other sorts of manufactures . . . Value	—	—	—	—	—	822	3,181	3,935	3,960	1,602
Total Cotton manufactures (including twist and yarn) . . .	—	—	—	—	—	17,10,808	17,46,490	17,49,786	13,70,873	7,88,723
Haberdashery and millinery . . .	—	—	—	—	—	39,690	63,908	48,644	55,044	37,423
Silk—										
Raw . . . Lba.	887	1,016	1,522	696	644	3,385	6,300	8,220	3,460	4,100
Manufactures—										
Silk yarn, noils, and warps . . .	9,350	8,694	8,965	3,460	4,704	81,794	61,365	59,111	54,794	26,813
Piecegoods . . . Yards	2,387	6,050	3,474	5,505	1,945	5,170	10,100	9,120	7,695	1,960
Other sorts . . . Value	—	—	—	—	—	2,100	1,700	..
Total Silk manufactures . . .	—	—	—	—	—	86,964	71,965	70,331	64,189	28,773
Woolen manufactures . . .	—	—	—	—	—	5,233	3,751	12,045	16,040	1,850
Other textiles—										
Manufactures . . . Value	—	—	—	—	—	..	2,670	10,940	11,800	1,000
TOBACCO, MANUFACTURED Lba.	733	1,263	4,435	3,824	813	3,374	5,440	20,540	12,672	4,366
VEHICLES (excluding LOCOMOTIVES, ETC., FOR RAILWAYS) . . . Value	—	—	—	—	—	494	4,325	5,325	390	3,801
WOOD AND TIMBER . . .	—	—	—	—	—	3,270	3,596	9,734	4,490	4,204
ALL OTHER ARTICLES OF MERCHANDISE . . .	—	—	—	—	—	23,903	29,505	23,629	44,479	29,609
GRAND TOTAL . . .	—	—	—	—	—	38,48,386	30,71,932	27,65,689	22,03,230	11,74,993
GRAND TOTAL OF INDIAN AND FOREIGN MERCHANDISE . . .	—	—	—	—	—	1,09,69,465	1,27,01,274	1,00,12,196	95,15,941	68,12,521

OTHER NATIVE STATES IN ARABIA

IMPORTS THEREFROM

ARTICLES	QUANTITY					VALUE				
	1926-27	1927-28	1928-29	1929-30	1930-31	1926-27	1927-28	1928-29	1929-30	1930-31
BUTTON OF ALL SORTS . . . Value	—	—	—	—	—	16,000
Coal and Coke—										
Coal . . . Tons	276	1,400	250	4,636	25,200	4,400
COFFEE . . . Cwts.	176	125	65	14,869	11,546	41	..	1,260
DRUGS AND MEDICINES (excluding CHEMICALS AND NARCOTICS) . . . Value	—	—	—	—	—	11,841	2,643	1,951	11,110	10,460
FISH (excluding CANNED FISH)—										
Fish, dry, salted . . . Cwts.	2,372	1,404	386	1,419	526	50,970	26,350	5,656	21,403	9,587
Fishmaws and sharkfins . . .	1,147	352	568	884	518	3,370	3,972	7,957	13,569	6,132
Fish, other sorts . . .	31	4	37	217	94	156
Total Fish (excluding canned fish) . . .	4,050	1,820	954	2,303	1,081	59,557	30,916	13,613	34,972	15,874
FRUITS AND VEGETABLES—										
Fruits and vegetables : dried, salted, or preserved, not being canned or bottled—										
Dates . . . Tons	307	568	593	483	182	1,79,134	1,40,926	39,844	38,171	31,627
Others	4	190	..	1,094	25	2
Total Fruits and Vegetables, dried, etc. . .	307	568	597	483	182	1,79,324	1,40,926	91,538	38,196	31,629

OTHER NATIVE STATES IN ARABIA—continued

IMPORTS THEREFROM—continued

ARTICLES	QUANTITY					VALUE				
	1926-27	1927-28	1928-29	1929-30	1930-31	1926-27	1927-28	1928-29	1929-30	1930-31
GUMS AND RESINS—						R	R	R	R	R
Arabic Cwts.	805	548	485	910	692	7,100	9,864	11,781	27,428	18,488
Olibanum or frankincense "	8,182	6,985	4,092	14,640	13,315	97,901	93,215	59,087	1,82,103	1,25,086
Other sorts "	—	—	20	—	7	—	—	701	—	90
Total Gums and Resins "	8,487	7,533	4,597	15,550	13,914	1,05,001	1,02,579	71,469	2,09,531	1,43,658
HIDES AND SKINS, RAW	Tons	Tons	Tons	Tons	Tons					
Tons	55	12	23	57	4					
Value	37,870	13,264	15,820	114,929	1,860	73,401	13,178	18,270	57,595	3,450
JEWELLERY (excluding Imitation Jewellery and Precious Stones and Pearls Unset) Also Plate of Gold and Silver Value	—	—	—	—	—	40,155	450	37	—	2,506
METALS AND ORES Tons	15	4	6	4	6	9,478	2,444	3,600	2,721	3,722
PAINTS AND PAINTERS' MATERIALS Value	—	—	—	—	—	11,737	16,482	6,880	18,953	17,315
PRECIOUS STONES AND PEARLS, UNSET—										
Pearls, unset "	—	—	—	—	—	69,900	6,60,000	1,590	46,000	83,650
PROVISIONS AND OILMAN'S STORES (including Fish and Fruits and Vegetables, Canned or Bottled)—										
Ghl Cwts.	336	63	—	9	6	24,483	4,249	28	642	400
Other sorts Value	—	—	—	—	—	6,160	459	2,360	2,953	2,812
Total Provisions "	—	—	—	—	—	30,643	4,708	2,388	3,595	3,212
Stone and marble Tons	445	195	591	1,574	606	5,399	2,020	6,526	9,933	5,575
TEXTILES—										
Cotton, raw "	12	—	—	—	—	15,900	—	—	—	190
" Piecegoods Yds.	793	815	63,481	1,359	4,281	264	476	23,121	787	1,767
Jute Manufactures—										
Gunny bags No.	44,350	7,500	—	—	—	12,930	2,480	—	—	—
Wool, raw Lbs.	272,352	178,456	122,752	136,690	16,800	63,550	56,985	56,490	35,022	6,000
POSTAL ARTICLES NOT SPECIFIED Value	—	—	—	—	—	623	649	548	101	449
ALL OTHER ARTICLES OF MERCHANDISE "	—	—	—	—	—	46,116	40,020	38,072	35,975	35,429
GRAND TOTAL "	—	—	—	—	—	7,50,548	10,38,602	3,55,770	5,79,715	3,79,536

EXPORTS THERETO

INDIAN MERCHANDISE

ARTICLES	QUANTITY					VALUE				
	1926-27	1927-28	1928-29	1929-30	1930-31	1926-27	1927-28	1928-29	1929-30	1930-31
APPAREL (including DRAPERY, UNIFORMS, AND ACCOUTREMENTS, BUT excluding HOSIERY AND BOOTS AND SHOES) Value	—	—	—	—	—	12,300	21,022	7,450	12,250	3,050
BOOKS, PRINTED, AND PRINTED MATTER (NOT BEING STATIONERY) including MAPS AND CHARTS Cwts.	68	123	44	2,389	38	10,375	12,405	5,000	12,400	4,905
BOOTS AND SHOES Pairs	17,670	31,525	26,089	30,861	24,459	41,237	74,358	53,062	73,173	49,092
CHEMICALS AND CHEMICAL PREPARATIONS (excluding CHEMICAL MANURES AND MEDICINES) Value	—	—	—	—	—	6,155	14,495	22,584	41,513	36,591
COFFEE Cwts.	1,011	2,167	2,218	1,611	2,108	1,77,750	1,75,550	1,95,640	1,37,830	1,49,777
COIR, MANUFACTURED (excluding ROPE) Tons	54	166	69	65	87	16,400	56,491	20,374	18,821	24,329
CORDAGE AND ROPE OF VEGETABLE FIBRE (excluding JUTE AND COTTON) Cwts.	1,168	2,008	1,240	1,111	1,881	20,070	48,741	18,354	19,653	28,339
DRUGS AND MEDICINES (excluding CHEMICALS AND NARCOTICS) Value	—	—	—	—	—	8,145	11,420	9,991	21,955	13,608
DYING AND TANNING SUBSTANCES—										
Turmeric Cwts.	832	1,089	866	993	1,640	28,001	31,602	32,012	80,304	43,035
Other sorts "	27	65	3	23	2	4,480	2,315	50	4,374	40
Total Dyeing and Tanning substances "	859	1,154	869	1,016	1,662	32,481	33,917	32,062	84,678	43,075

No. 13—continued
OTHER NATIVE STATES IN ARABIA—continued
EXPORTS THERETO—continued

INDIAN MERCHANDISE—continued

ARTICLES	QUANTITY					VALUE				
	1926-27	1927-28	1928-29	1929-30	1930-31	1926-27	1927-28	1928-29	1929-30	1930-31
						R	R	R	R	R
FISH (excluding canned fish) Cwts.	114	196	94	65	135	6,250	9,230	5,283	3,230	4,467
FODDER, BEAN, AND POLLARDS (excluding OILCAKES) Tons	159	545	630	503	459	23,069	80,258	96,496	73,861	68,508
FRUITS AND VEGETABLES—										
Fresh fruits and vegetables—										
Fresh vegetables—										
Onions . . . Cwts.	858	635	271	610	67	5,040	3,176	2,478	3,020	317
Fruits and vegetables: dried, salted, or pre- served, all sorts . Tons	150	204	258	305	248	43,691	76,874	78,627	73,746	40,897
Other sorts . . . Value	—	—	—	—	—	3,592	7,550	8,935	3,270	2,945
Total Fruits and vege- tables "	—	—	—	—	—	52,323	87,100	85,040	80,036	52,659
FURNITURE AND CABINET- WARE "	—	—	—	—	—	7,185	8,182	9,044	8,624	5,877
GLASS AND GLASSWARE . . "	—	—	—	—	—	9,476	10,700	9,940	8,320	3,065
GRAIN, PULSE AND FLOUR—										
Barley Tons	610	1,047	130	4	14	1,21,550	1,47,002	15,231	422	2,175
Jowar and Bajra . . . "	1,666	9,231	12,113	4,246	2,538	2,51,116	14,73,887	18,95,320	6,63,268	3,17,629
Maize "	15	23	42	44	1	2,450	4,610	9,073	7,176	144
Pulse "	433	1,065	473	601	579	94,431	2,48,929	93,883	1,14,070	1,30,699
Rice not in the husk—										
Boiled rice . . . "	16,559	21,825	29,065	31,653	25,236	36,64,100	44,23,234	54,74,032	50,85,934	33,46,775
Cleaned rice . . . "	2,302	2,097	2,247	2,260	1,873	6,69,660	6,17,122	4,39,493	4,58,950	3,30,977
Broken cleaned rice . . "	..	106	465	114	127	..	32,216	71,888	19,171	14,038
Other sorts "	1	..	2	90	60	605	85	155
Total Rice not in the husk . "	18,762	25,018	31,779	34,027	27,236	43,33,850	50,72,632	59,86,018	55,64,140	36,91,945
Wheat "	474	1,312	2,598	1,300	1,147	96,713	2,35,769	4,58,093	2,93,025	1,72,039
" flour "	5,721	9,270	3,304	10,183	10,060	18,13,153	20,12,343	18,54,580	21,32,433	17,92,557
Other sorts "	386	595	20	50	185	34,139	63,303	4,620
Total Grain, Pulse and flour "	27,731	46,966	55,784	51,090	41,645	62,13,319	91,90,447	1,03,45,346	83,38,942	61,11,708
HARDWARE AND CUTLERY, including PLATEDWARE Value	—	—	—	—	—	13,270	29,028	35,760	25,094	17,847
METALS AND ORES—										
Brass, bronze and similar alloys, wrought . Cwts.	294	940	576	918	515	61,340	1,39,520	96,601	1,58,451	94,735
Copper wrought . . . "	71	322	272	127	76	6,190	34,210	25,740	12,095	5,826
Iron or Steel . . . Tons	20	27	16	18	18	9,300	14,337	10,277	7,763	6,301
Others "	19	68	55	87	25	75,632	2,17,993	1,73,613	1,35,966	83,526
Total Metals and Ores . . "	57	158	113	107	78	1,52,462	4,06,060	3,06,231	3,14,275	1,90,438

OTHER NATIVE STATES IN ARABIA—continued

EXPORTS THERE TO—continued

INDIAN MERCHANDISE—continued

ARTICLES	QUANTITY					VALUE				
	1926-27	1927-28	1928-29	1929-30	1930-31	1926-27	1927-28	1928-29	1929-30	1930-31
						R	R	R	R	R
OILS—										
Vegetable, non-essential—										
Coconut . . . Gals.	2,071	3,224	4,593	4,707	2,632	6,537	11,472	16,933	17,479	9,418
Groundnut . . . "	900	4,769	2,727	3,033	7,687	4,500	10,885	9,197	6,930	18,790
Sesamum (til or jinjil) . . . "	3,047	8,860	13,301	11,810	10,521	7,295	30,535	51,644	29,609	21,639
Other sorts . . . "	149	379	398	..	12	274	982	1,446	..	20
Total Vegetable, non-essential . . . "	6,167	17,232	26,019	19,550	20,852	18,606	53,874	79,220	54,016	49,857
Other sorts . . . "	413	122	101	46	28	900	1,230	4,060	562	430
Total Oils . . . "	6,579	17,354	26,120	19,596	20,880	19,506	55,104	83,280	54,580	50,287
PROVISIONS AND OILMAN'S STORES . . . Value	—	—	—	—	—	9,427	22,619	27,826	26,967	21,871
SEEDS—										
Essential . . . Tons	23	20	35	38	38	16,720	12,951	25,220	22,773	20,467
Non-essential—										
Groundnuts . . . "	14	40	31	23	21	3,159	19,071	11,393	7,463	6,439
Sesamum (til or jinjil) . . . "	148	830	991	545	548	56,830	3,06,205	2,94,335	1,94,634	1,97,102
Other sorts . . . "	2	21	24	17	11	2,515	7,859	12,253	7,600	6,012
Total Seeds, non-essential . . . "	164	956	1,046	585	580	62,504	3,33,135	3,18,486	2,09,697	2,09,553
Other than oilseeds . . . "	1	10	2	1,565	4,212	418	935	1,029
Total Seeds . . . "	198	986	1,081	623	620	80,789	3,50,298	3,44,130	2,33,405	2,31,049
SPICES—										
Betelnuts . . . Cwts.	77	117	50	163	120	4,006	4,979	2,502	6,567	4,518
Cardamoms . . . "	380	471	619	748	1,108	83,655	1,08,799	1,46,298	1,78,530	2,26,147
Chillies . . . "	193	293	195	255	367	8,275	14,991	10,912	9,638	9,384
Ginger . . . "	2,248	3,334	2,089	3,915	6,757	95,269	1,19,925	89,188	1,57,533	1,98,099
Pepper . . . "	461	785	518	602	938	33,372	47,739	46,197	53,347	70,233
Other sorts . . . "	1	12	..	1	62	50	355	..	30	1,991
Total Spices . . . "	3,310	5,012	3,471	5,634	9,392	2,25,127	2,96,768	2,95,097	4,05,720	5,12,432
SUGAR—										
Sugar, 16 Dutch standard and above (a) . Tons	6	20	14	4	—	3,600	16,240	11,462	2,320	—
Sugar below 16 D. S. but not below 15 D. S.	—	—	—	—	5	—	—	—	—	2,220
Molasses (including Palmyra and Cane Jaggery) . . . "	20	584	18	10	8	15,692	1,77,040	11,013	5,263	2,912
Other sorts . . . "	2	2,246
Total Sugar . . . "	28	604	32	14	13	21,537	1,93,280	22,475	7,583	5,132
TALLOW AND STRAIRINE (including GREASE AND ANIMAL FAT) . . . Cwts.	13	473	1,053	535	750	260	21,755	46,852	27,745	36,505
TEA, BLACK . . . Lbs.	682,159	515,977	1,033,480	1,314,848	1,140,466	5,78,343	4,72,634	8,13,099	8,89,056	7,25,061

(a) Subdivided from 1930-31.

No. 13—continued
OTHER NATIVE STATES IN ARABIA—continued
EXPORTS THERETO—continued

INDIAN MERCHANDISE—concluded

ARTICLES	QUANTITY					VALUE				
	1926-27	1927-28	1928-29	1929-30	1930-31	1926-27	1927-28	1928-29	1929-30	1930-31
TEXTILES—										
Cotton—										
Raw Tons	4	1	..	60	..	3,500	1,367
Waste Cwts.	245	259	627	836	58	3,675	2,500	5,760	3,000	460
Twist and Yarn . . . Lbs.	92,894	90,812	80,190	118,678	201,520	99,027	82,150	68,234	92,320	1,27,428
Manufactures—										
Handkerchiefs and Shawls in the piece . . No.	25,750	39,260	14,740	22,860	11,160	19,050	24,430	9,500	20,480	6,100
Piece goods—										
Grey (unbleached) . Yards	309,740	178,405	230,880	343,185	132,270	1,26,589	61,700	68,450	1,23,543	33,397
White (bleached) . . "	9,500	12,000	38,880	6,000	1,260	5,200	8,000	13,600	1,200	450
Coloured, printed, or dyed "	4,217,294	3,295,306	3,883,903	4,855,727	2,538,334	17,06,070	12,59,257	13,48,513	15,57,545	8,36,939
Total Piece goods . . "	4,536,534	3,485,711	4,153,663	5,204,012	2,671,864	18,37,859	13,23,957	14,30,563	16,82,258	8,70,786
Thread, sewing . . . Lbs.	9,935	29,313	14,410	28,943	8,379	20,155	41,867	21,505	52,900	13,075
Other sorts of manufactures . . . Value	—	—	—	—	—	95,980	2,69,438	1,99,351	2,38,783	1,93,746
Total Cotton manufactures (including Twist and Yarn) . . "	—	—	—	—	—	20,72,051	17,46,842	17,29,263	20,86,771	12,11,135
Haberdashery and millinery "	—	—	—	—	—	33,300	20,635	25,555	7,072	8,908
Hemp, raw Cwts.	1,152	1,138	899	592	702	21,840	17,980	17,240	11,531	10,175
Jute manufactures (including twist and yarn) . Value	—	—	—	—	—	5,445	10,455	4,805	18,746	11,024
Wool manufactures "	—	—	—	—	—	900	3,185	1,650	2,900	7,285
TOBACCO—										
Unmanufactured . . . Lbs.	5,180	75,376	336	1,390	37,300	205
Manufactured "	20,669	33,665	32,986	37,998	43,275	4,450	7,100	6,662	7,410	7,056
Total Tobacco "	25,849	109,041	33,272	37,998	43,275	5,840	44,400	6,867	7,410	7,056
VEHICLES (excluding LOCOMOTIVES, ETC., FOR RAILWAYS)—										
Ships, parts of (including launches and boats) . Value	—	—	—	—	—	2,670	11,310	80	7,130	2,030
WOOD AND TIMBER—										
Teak wood Cubic Tons	45	38	47	41	27	4,374	9,939	7,755	4,188	3,075
Firewood Tons	524	950	1,211	1,617	397	12,702	20,444	24,566	30,493	6,024
Other kinds of Wood and Timber Value	—	—	—	—	—	10,370	26,671	8,835	21,814	7,429
Manufactures of wood (other than furniture and cabinetware) . . "	—	—	—	—	—	2,235	6,924	7,293	4,768	3,330
Total Wood and Timber "	—	—	—	—	—	29,681	63,978	46,249	61,263	19,858
POSTAL ARTICLES "	—	—	—	—	—	4,840	6,061	921	960	1,708
ALL OTHER ARTICLES OF MERCHANDISE "	—	—	—	—	—	33,071	72,440	45,817	52,645	41,745
GRAND TOTAL "	—	—	—	—	—	99,61,620	1,30,84,277	1,47,78,123	1,36,15,389	97,13,167

FOREIGN MERCHANDISE

ARTICLES	QUANTITY					VALUE				
	1926-27	1927-28	1928-29	1929-30	1930-31	1926-27	1927-28	1928-29	1929-30	1930-31
APPAREL (including DRAPEY, UNIFORMS, ACCOUTREMENTS, BUT excluding HOSIERY AND BOOTS AND SHOES) . Value	—	—	—	—	—	1,24,949	76,630	1,02,659	86,097	45,319
BUILDING AND ENGINEERING MATERIALS OTHER THAN OF IRON, STEEL OR WOOD "	—	—	—	—	—	3,110	1,973	359	350	200

No. 18—continued

OTHER NATIVE STATES IN ARABIA—continued
EXPORTS THERE TO—continued

FOREIGN MERCHANDISE—continued

ARTICLES	QUANTITY					VALUE				
	1926-27	1927-28	1928-29	1929-30	1930-31	1926-27	1927-28	1928-29	1929-30	1930-31
						R	R	R	R	R
CHEMICALS AND CHEMICAL PREPARATIONS (excluding CHEMICAL MANURES AND MEDICINES) . . . Value	—	—	—	—	—	7,443	15,239	12,784	6,790	7,701
Clocks and watches and parts thereof . . . "	—	—	—	—	—	105	1,311	14,399	470	2,510
COAL AND COKE . . . Tons	7,913	14,230	8,522	16,175	11,669	1,70,205	2,96,425	1,62,511	2,91,078	2,09,985
COFFEE . . . Cwts.	118	169	284	146	100	6,030	8,600	15,026	8,331	6,211
CUTLERY . . . Value	—	—	—	—	—	9,277	24,555	36,911	18,325	13,570
DRUGS AND MEDICINES (excluding CHEMICALS AND NARCOTICS) . . . "	—	—	—	—	—	8,268	6,887	4,460	4,308	9,660
DYEING AND TANNING SUBSTANCES—										
Aniline . . . Lbs.	9,514	2,342	3,196	5,816	5,012	24,106	4,470	5,846	7,737	6,093
Saffron . . . "	200	786	580	654	1,418	2,580	8,375	7,000	5,950	9,500
Other sorts . . . Value	—	—	—	—	—	698	1,595	1,415	2,893	1,655
Total Dyeing and Tanning substances . . . "	—	—	—	—	—	27,384	14,440	14,261	16,080	17,248
EARTHENWARE AND PORCELAIN (including PIPES OF EARTHENWARE) . . . "	—	—	—	—	—	14,739	16,306	15,700	12,364	8,059
FRUITS AND VEGETABLES . . . "	—	—	—	—	—	35,086	3,797	5,577	1,185	6,772
Glass and Glassware . . . "	—	—	—	—	—	35,639	27,466	43,465	25,766	23,416
Grain, Pulse and flour . . Tons	..	8	13	36	69	..	750	1,995	7,345	6,360
GUMS AND RESINS . . . Cwts.	129	283	231	133	154	3,460	8,147	6,536	3,761	4,374
HARDWARE (excluding CUTLERY AND ELECTRO-PLATED WARE) . . . Value	—	—	—	—	—	44,290	48,668	51,486	41,143	20,872
MATCHES . . . Gross of boxes	5,000	12,200	10,850	600	..	11,062	25,188	24,540	1,200	..
MATS AND MATTING . . Sq. Yards	2,200	7,260	8,310	8,630	13,920	2,820	7,185	6,675	5,640	9,725
METALS AND ORES—										
Copper . . . Cwts.	147	267	114	179	85	8,794	15,305	6,350	10,007	6,270
Iron or Steel . . . Tons	30	64	53	73	41	12,123	23,032	22,468	25,596	14,960
Tin . . . Cwts.	18	43	7	101	103	3,180	9,300	1,458	18,610	11,390
Others . . . Tons	2	5	4	1	1	4,200	11,870	8,051	3,400	479
Total Metals and Ores . . "	40	85	63	88	51	28,392	59,507	38,327	52,703	32,099
OILS . . . Gals.	292,300	775	498	503	405	1,07,577	2,387	1,221	1,323	720
PAINTS AND PAINTER'S MATERIALS . . . Cwts.	107	181	189	187	247	25,260	29,176	24,455	25,811	31,520
Paper and Pastboard . . Value	—	—	—	—	—	2,070	3,582	4,292	2,940	1,990
Perfumery (not being perfumed spirit) . . . "	—	—	—	—	—	1,175	5,080	2,925	3,025	3,105
PRECIOUS STONES AND PEARLS, UNSET . . . "	—	—	—	—	—	55,000	1,06,000	57,000	33,700	67,000
PROVISIONS AND OILMAN'S STORES . . . Cwts.	243	261	508	199	349	11,636	13,255	21,134	6,652	10,124
RUBBER MANUFACTURES . . Value	—	—	—	—	—	4	14,695	1,621	3,116	4,414
SPICES—										
Cloves . . . Cwts.	155	76	87	305	59	10,539	5,005	4,514	19,395	2,769
Cassia Ligna(s) . . . "	—	..	242	64	334	—	..	4,833	1,614	5,913
STATIONERY (excluding paper) . . . Value	—	—	—	—	—	2,335	4,840	2,829	3,173	1,255

(a) Shown under "Spices" from 1927-28.

No. 13—continued

OTHER NATIVE STATES IN ARABIA—concluded

EXPORTS THERE TO—concluded

FOREIGN MERCHANDISE—concluded

ARTICLES	QUANTITY					VALUE				
	1926-27	1927-28	1928-29	1929-30	1930-31	1926-27	1927-28	1928-29	1929-30	1930-31
SUGAR—						R	R	R	R	R
Sugar, 16 Dutch standard and above (a) . Tons	1,057	5,488	662	417	—	2,61,662	16,13,738	1,48,316	1,10,236	—
Sugar, 23 D. S. and above (a) . "	—	—	—	—	121	—	—	—	—	24,192
Sugar, 15 Dutch standard and below . "	8	15	—	—	—	—	1,600	—	—	—
Confectionery* . . . "	—	—	—	—	—	3,950	—	—	—	—
Total Sugar . . . "	1,065	5,503	662	417	121	2,65,632	16,15,338	1,48,316	1,10,236	24,192
TEA Lbs.	4,102	3,966	2,933	2,188	—	6,026	4,635	3,525	2,428	—
TEXTILES—										
Cotton—										
Twist and yarn . . . "	1,200	3,000	700	1,400	2,000	1,800	4,095	1,400	1,575	2,725
Manufactures—										
Hosiery Value	—	—	—	—	—	4,800	7,800	5,405	9,180	5,230
Piece goods—										
Grey (unbleached) Yards	628,488	664,310	581,484	658,739	196,017	1,93,165	1,77,633	1,49,043	1,56,223	41,083
White (bleached) . . . "	352,996	336,469	233,525	213,316	211,062	1,06,304	95,007	63,429	53,507	51,453
Coloured, printed, or dyed . . . "	518,413	458,196	399,889	337,207	173,834	2,22,457	2,16,335	1,43,311	1,20,324	70,404
Total Piece goods . . . "	1,499,892	1,458,975	1,214,848	1,209,262	580,903	5,22,016	4,88,975	3,55,783	3,30,059	1,62,940
Thread, sewing . . . Lbs.	1,546	2,618	3,071	2,400	5,164	2,765	5,875	7,435	6,690	10,325
Other sorts of manufactures . . . Value	—	—	—	—	—	250	2,579	1,131	8,575	2,225
Total Cotton manufactures (including Twist and Yarn) . . . "	—	—	—	—	—	5,31,631	5,08,824	3,71,154	3,55,939	1,88,495
Haberdashery and Millinery "	—	—	—	—	—	29,160	31,773	1,20,161	1,05,747	71,031
Silk—										
Raw Lbs.	1,420	1,798	610	460	840	10,530	13,800	5,550	3,700	4,880
Manufactures—										
Silk yarn, moils, and warps . . . "	1,248	3,006	1,322	500	1,097	9,175	20,155	8,540	2,931	5,214
Goods of Silk mixed with other materials Yards	2,000	—	—	6,000	—	1,200	—	—	6,000	—
Piece goods "	13,300	21,850	17,400	3,000	5,675	19,000	24,325	25,244	8,000	6,300
Other sorts Value	—	—	—	—	—	1,980	3,586	700	1,200	—
Total Silk manufactures . . . "	—	—	—	—	—	31,355	48,066	34,484	18,131	11,414
Wool—										
Manufactures "	—	—	—	—	—	4,155	9,315	13,315	33,657	17,210
Other textiles—										
Manufactures "	—	—	—	—	—	10,650	37,693	24,050	54,014	4,635
VEHICLES, excluding LOCOMOTIVES, ENGS., FOR RAILWAYS "	—	—	—	—	—	18,520	60,009	3,370	26,775	28,191
ALL OTHER ARTICLES OF MERCHANDISE "	—	—	—	—	—	69,942	39,408	34,140	27,888	24,239
GRAND TOTAL "	—	—	—	—	—	16,76,731	31,45,985	15,37,241	14,37,316	9,24,223
GRAND TOTAL OF INDIAN AND FOREIGN MERCHANDISE "	—	—	—	—	—	1,16,37,351	1,68,30,212	1,68,15,364	1,50,53,705	1,06,37,195

*Shown under "Provisions and Oilman's Stores" from 1927-28.
 (a) Sub-divided from 1930-31.

BAHREIN ISLANDS

(406)

No. 13—continued
BAHREIN ISLANDS
IMPORTS THEREFROM

ARTICLES	QUANTITY					VALUE				
	1926-27	1927-28	1928-29	1929-30	1930-31	1926-27	1927-28	1928-29	1929-30	1930-31
						R	R	R	R	R
FRUITS AND VEGETABLES— Fruits and vegetables: dried, salted, or pre- served, not being canned or bottled—										
Dates Tons	1,455	1,151	1,166	1,359	756	3,27,524	2,57,406	2,55,400	2,73,562	1,36,022
HARDWARE (excluding CUTLERY AND ELECTRO- PLATED WARE										
Value	—	—	—	—	—	2,685	3,412	4,542	5,972	6,230
Tons	39	36	33	73	41	39,250	27,305	23,297	23,680	10,101
HIDES AND SKINS, RAW	—49,640	—26,756	—26,530	—46,324	—22,120					
JEWELLERY (excluding IMI- TATION JEWELLERY AND PRE- CIOUS STONES AND PEARLS, UNSET) ALSO PLATE OF GOLD AND SILVER Value	—	—	—	—	—	14,020	15,075	1,160	—	150
PRECIOUS STONES AND PEARLS, UNSET—	—	—	—	—	—	20,91,700	10,86,700	16,56,200	17,82,700	5,81,500
Pearls	—	—	—	—	—	—	—	—	—	—
PROVISIONS AND OILMAN'S STORES—										
Ghee Cwts.	360	84	91	17	1	29,780	5,036	9,234	1,173	846
SHELLS AND COURIES— Tortoise shell (including nakhla or nakh) lbs.	2,600	10	15	17,318	120	127
TEXTILES—										
Jute—										
Manufactures—										
Gunny bags No.	55,870	20,679	12,075	..	675	17,366	6,248	3,555	..	180
Wool—										
Raw lbs.	37,864	30,960	28,214	30,376	15,345	18,140	16,700	11,570	12,016	6,600
POSTAL ARTICLES NOT SPECIFIED Value	—	—	—	—	—	8,323	2,480	2,987	2,705	2,801
ALL OTHER ARTICLES OF MERCHANDISE	—	—	—	—	—	56,666	37,362	30,551	52,512	53,183
GRAND TOTAL	—	—	—	—	—	25,95,474	23,57,904	20,15,814	21,34,440	7,96,740

EXPORTS THERETO

INDIAN MERCHANDISE

ARTICLES	QUANTITY					VALUE				
	1926-27	1927-28	1928-29	1929-30	1930-31	1926-27	1927-28	1928-29	1929-30	1930-31
						R	R	R	R	R
APPAREL (including DRAPERY, UNIFORMS, ACCOUTREMENTS, BUT excluding HOSIERY AND BOOTS AND SHOES) Value	—	—	—	—	—	2,500	6,529	2,200	1,050	700
BOOKS, PRINTED, AND PRINT- ED MATTER (not being STATIONERY), including MAPS AND CHARTS Cwts.	32	29	67	36	35	4,500	4,480	7,608	4,300	3,520
ROOTS AND SHOES Pairs	6,565	4,425	2,465	5,979	3,119	12,419	8,327	5,694	11,764	5,517
CHEMICALS AND CHEMICAL PREPARATIONS (excluding CHEMICAL MANURES AND MEDICINES) Value	—	—	—	—	—	6,640	4,524	4,010	4,858	3,029
COFFEE Cwts.	11,707	10,931	12,885	8,665	10,441	10,61,058	9,01,734	11,06,927	6,93,917	6,79,344
COIR, MANUFACTURED (ex- cluding ROPE) Tons	136	142	137	72	96	45,090	44,387	21,836	24,048	23,069
CORDAGE AND ROPE OF VEGETABLE FIBRE (ex- cluding JUTE AND COTTON) Cwts.	2,532	4,786	1,821	878	1,150	49,258	82,306	29,574	11,714	14,920
DRUGS AND MEDICINES (excluding CHEMICALS AND NARCOTICS) Value	—	—	—	—	—	18,417	16,974	18,935	15,860	7,980
DYEING AND TANNING SUBSTANCES—										
Turmeric Cwts.	930	818	979	1,041	786	34,432	24,567	35,045	32,729	25,980
Other sorts	41	7	578	225
Total Dyeing and tan- ning substances	971	825	979	1,041	786	35,010	24,792	35,045	32,729	25,980
FODDER, BRAN, AND FOL- LARDS (excluding OIL- CAKE) Tons	236	267	331	322	172	27,607	23,200	23,537	23,683	12,897
FRUITS AND VEGETABLES—										
Fresh vegetables of all kinds—										
Onions Cwts.	162	219	246	77	133	1,293	1,079	1,287	350	500
Fruits and vegetables: dried, salted, or pre- served, all sorts Tons	73	76	102	159	85	20,357	15,786	27,166	32,610	7,969
Other sorts Value	—	—	—	—	—	12,865	10,196	7,480	9,175	3,752
Total Fruits and Vege- tables	—	—	—	—	—	34,490	27,061	35,053	42,135	12,241
FURNITURE AND CABINET- WARE	—	—	—	—	—	2,907	9,082	5,398	4,029	1,300
GLASS AND GLASSWARE	—	—	—	—	—	2,350	5,030	8,075	2,105	1,130

No. 13—continued
BAHREIN ISLANDS—continued
EXPORTS THERETO—continued

INDIAN MERCHANDISE—continued

ARTICLES	QUANTITY					VALUE				
	1926-27	1927-28	1928-29	1929-30	1930-31	1926-27	1927-28	1928-29	1929-30	1930-31
GRAIN, PULSE, AND FLOUR—										
Pulse—										
Gram Tons	77	87	66	45	20	12,000	13,748	12,063	9,227	3,108
Lentils "	34	48	30	55	45	8,195	10,775	6,313	12,471	9,061
Other sorts "	45	67	52	59	23	8,333	11,661	8,858	10,689	4,020
Total Pulse "	156	202	148	159	88	29,188	36,184	28,654	32,387	17,149
Rice not in the husk—										
Bolled rice "	12,169	25,083	13,228	18,622	11,985	25,30,204	52,68,332	27,20,791	40,79,800	20,84,740
Cleaned rice "	2,318	3,497	2,884	2,979	4,069	4,90,812	7,76,943	5,80,146	5,95,332	7,46,728
Total Rice, not in the husk "	14,487	28,580	16,112	21,601	16,054	30,20,516	60,45,275	33,00,937	46,75,132	28,31,477
Wheat—										
Wheat "	1,485	1,735	712	278	57	2,49,066	3,07,840	1,25,785	52,761	9,316
Wheat flour "	1,941	2,274	2,072	1,890	1,728	4,09,206	4,56,582	4,03,274	3,72,137	2,90,503
Other sorts "	23	26	8	5	2	3,381	4,239	1,785	1,235	628
Total Grain, Pulse, and Flour "	18,092	32,767	19,112	23,038	17,929	37,11,357	68,50,120	38,09,435	51,33,642	31,40,078
HARDWARE AND CUTLERY (including PLATED-WARE) Value										
						33,076	35,076	38,401	30,403	16,954
METALS AND ORES—										
Metals—										
Iron or Steel Tons	29	12	22	10	6	11,917	5,528	6,267	3,050	2,203
Other metals "	4	14	12	8	4	20,300	45,362	44,390	29,120	7,675
Total Metals "	33	26	34	18	10	32,217	50,885	50,657	32,170	9,908
OILS—										
Vegetable, non-essential—										
Besamum (til or jinjill) Gals.	2,304	1,467	1,916	775	250	7,405	3,752	5,498	3,298	459
Other kinds "	3,127	2,339	2,113	1,049	649	6,770	4,968	4,526	1,967	799
Total Oils "	5,431	3,806	4,029	1,824	899	14,175	8,720	10,024	4,265	1,258
PROVISIONS AND OILMAN'S STORES—										
Ghi Cwts.		1	704	14	6		160	46,674	1,265	551
Confectionery (a) "		344	330	260	40		12,290	10,817	6,890	1,100
Other sorts of provisions Value						6,322	8,048	10,044	12,863	8,357
Total Provisions and oilman's stores "						6,322	20,498	68,185	21,018	10,008
RAILWAY PLANT AND ROLLING STOCK (b) "										
						12,150				
SEEDS—										
Essential Tons										
	4	1	4	4		3,148	1,517	2,524	2,751	1,119
Non-essential—										
Copra or coconut kernel "	3	6	14	9	5	2,925	3,430	3,380	4,215	1,655
Groundnuts "	10	11		527	1	2,067	2,860		1,16,050	176
Besamum (til or jinjill) "	20	19	124	22	9	5,828	5,095	33,776	5,541	2,138
Others "						60		9	53	7
Total Non-essential "	33	36	138	558	15	10,375	11,385	42,665	1,25,859	4,276
Other than oilseeds "								90	45	
Total Seeds "	37	37	142	562	15	13,523	12,902	45,279	1,28,655	5,395

(a) Shown under "Provisions and oilman's stores" from 1927-28.
(b) Discontinued from 1928-29.

No. 13—continued
 BAHREIN ISLANDS—continued
 EXPORTS THERE TO—continued

INDIAN MERCHANDISE—concluded

ARTICLES	QUANTITY					VALUE				
	1926-27	1927-28	1928-29	1929-30	1930-31	1926-27	1927-28	1928-29	1929-30	1930-31
SPICES—										
Cardamoms. . . Cwts.	523	596	757	803	902	1,70,791	1,70,130	1,89,473	1,98,230	1,18,729
Ginger . . . "	353	183	223	343	299	18,142	7,209	8,883	12,108	10,285
Pepper . . . "	1,230	179	650	772	777	82,875	10,520	54,139	60,594	53,755
Other sorts . . . "	24	34	27	21	25	892	1,122	667	855	706
Total Spices "	2,130	992	1,657	1,939	2,003	2,72,700	1,88,981	2,53,162	2,71,787	1,83,475
SUGAR . . . Tons	23	30	16	26	8	15,869	18,255	9,100	12,543	2,979
TALLOW AND STEARINE (including GREASE AND ANIMAL FAT) . . Cwts.	1,831	2,008	2,505	1,767	1,549	96,807	1,09,095	1,26,910	97,114	81,084
TEA, DRACK . . Lbs.	768,068	409,567	1,035,935	809,300	988,198	5,86,535	3,10,002	7,29,145	5,67,266	6,08,602
TEXTILES—										
Cotton—										
Raw . . . Tons	4	4	1	18	—	4,000	2,000	800	20,040	—
Waste . . . Cwts.	698	1,921	1,965	1,527	511	15,647	26,200	26,695	17,359	8,445
Twist and yarn . . Lbs.	248,012	230,504	243,800	169,900	76,800	1,70,785	1,30,131	1,35,700	86,750	42,500
Manufactures—										
Piece goods—										
Grey (unbleached) . Yards	632,040	229,400	132,700	158,000	33,530	2,34,492	71,550	33,080	44,540	11,400
White (bleached). . "	21,600	6,660	6,789	10,000	—	5,711	1,930	3,577	5,000	—
Coloured, printed, or dyed, "	4,330,654	4,923,632	5,305,182	4,017,220	2,395,056	20,09,993	20,38,077	18,47,749	14,61,084	8,87,376
Total Piece goods . "	4,984,294	5,159,782	5,444,671	4,186,120	2,433,586	22,50,196	21,11,557	18,84,406	15,10,624	8,98,776
Thread, sewing . . Lbs.	9,550	13,520	10,350	8,900	9,386	19,950	24,550	19,541	17,630	16,650
Other sorts of manu- factures . . Value	—	—	—	—	—	9,619	20,131	13,435	20,522	4,880
Total Cotton manufactures (including twist and yarn) "	—	—	—	—	—	24,50,550	22,86,369	20,53,082	16,35,626	9,62,306
Jute—										
Manufactures . . . "	—	—	—	—	—	17,185	9,814	8,498	13,407	7,366
TOBACCO . . . Lbs.	14,306	40,046	13,083	2,137	6,686	4,489	12,809	6,420	825	1,370
UMBRELLAS including PARA- SOLS AND SUNSHADES . No.	300	1,744	9,060	600	2,400	500	2,200	10,200	1,100	3,600
WOOD AND TIMBER—										
Timber, other than railway sleepers—										
Teakwood . . . Cubic Tons	70	101	187	122	51	12,975	18,591	23,389	22,573	3,894
Other kinds of wood and timber . . . Value	—	—	—	—	—	3,651	10,593	14,526	14,650	4,723
Manufactures of wood, other than furniture and cabinetwork . "	—	—	—	—	—	1,582	2,333	5,401	5,791	2,479
Total Wood and Timber . "	—	—	—	—	—	18,158	31,517	43,319	43,014	16,099
POSTAL ARTICLES . . . "	—	—	—	—	—	1,23,874	1,35,004	1,61,276	1,49,143	92,024
ALL OTHER ARTICLES OF MERCHANDISE . . . "	—	—	—	—	—	53,804	19,197	79,212	1,14,253	67,374
GRAND TOTAL . . . "	—	—	—	—	—	37,90,184	1,13,99,060	89,04,529	91,71,433	60,25,917

No. 13—continued
BAHREIN ISLANDS—continued
EXPORTS THERETO—continued

FOREIGN MERCHANDISE

ARTICLES	QUANTITY					VALUE				
	1926-27	1927-28	1928-29	1929-30	1930-31	1926-27	1927-28	1928-29	1929-30	1930-31
APPAREL (including DRAPERY, UNIFORMS, ACCOUTREMENTS, BUT excluding HOSIERY AND BOOTS AND SHOES) Value	—	—	—	—	—	2,15,880	1,02,806	2,88,084	1,32,236	52,450
CHEMICALS AND CHEMICAL PREPARATIONS (excluding CHEMICAL MANURES AND MEDICINES) .. "	—	—	—	—	—	13,777	14,068	13,858	8,440	7,668
COFFEE Cwts.	681	151	202	1,677	1,209	33,026	7,643	17,127	95,288	63,161
CUTLERY Value	—	—	—	—	—	8,500	4,860	14,297	1,985	1,635
DRUGS AND MEDICINES (excluding CHEMICALS AND NARCOTICS) . . "	—	—	—	—	—	5,747	12,972	7,012	9,048	3,039
DYEING AND TANNING SUBSTANCES—										
Dyes obtained from coal tar—										
Aniline Lbs.	5,306	—	224	—	—	9,845	—	300	—	—
Saffron "	220	200	404	148	100	4,380	3,300	5,279	2,008	1,800
Other sorts . . Value	—	—	—	—	—	—	—	30	230	—
Total Dyeing and Tanning substances . . "	—	—	—	—	—	14,225	3,300	5,609	3,198	1,800
EARTHENWARE AND PORCELAIN (including PIPES OF EARTHENWARE) . . "	—	—	—	—	—	6,733	11,749	8,258	5,790	1,087
GLASS AND GLASSWARE . . "	—	—	—	—	—	23,089	21,062	22,830	18,225	4,303
RESINS AND RESINS . Cwts.	101	166	250	202	108	4,265	6,785	9,055	6,045	3,040
IRONWARE (excluding CUTLERY AND ELECTROPLATED WARE) . Value	—	—	—	—	—	35,401	38,519	60,068	55,423	12,093
INSTRUMENTS, APPARATUS, AND APPLIANCES, AND PARTS THEREOF . . "	—	—	—	—	—	950	3,577	1,520	12,509	26,551
JEWELLERY (excluding WATCH JEWELLERY AND LEGIOUS STONES AND EARLS UNSET) ALSO PLATE OF GOLD AND SILVER— Jewellery . . "	—	—	—	—	—	—	—	1,140	16,000	1,500
MACHINERY AND MILL WORK . . "	—	—	—	—	—	410	23,810	13,753	55,200	7,726
PATCHES Gross of boxes	375	12,500	20,950	1,950	—	750	26,500	49,103	3,929	—
METALS AND ORES—										
Copper Cwts.	124	102	87	245	27	8,675	5,697	4,920	13,202	1,684
Iron or Steel . . Tons	46	112	125	96	37	11,363	32,790	40,170	32,090	12,088
Tin Cwts.	27	29	20	18	16	5,900	7,530	3,630	2,600	2,350
Others Tons	2	3	6	2	1	10,942	5,385	7,170	2,710	604
Total Metals and Ores . . "	56	122	138	111	40	36,780	51,400	55,890	50,602	10,726
OILS Gals.	5,431	8,110	10,308	15,670	14,650	12,777	16,586	15,144	22,047	24,388
PAINTS AND PAINTERS' MATERIALS—										
Paints and Colours . Cwts.	94	91	109	36	24	9,774	6,599	6,355	2,880	1,472
PAPER AND PAPERBOARD . Value	—	—	—	—	—	6,565	8,459	6,596	3,300	1,459
PRECIOUS STONES AND PEARLS, UNSET . . "	—	—	—	—	—	1,88,700	1,70,800	3,21,500	1,89,900	1,08,200
PROVISIONS AND OILMAN'S STORES Cwts.	91	620	1,087	170	179	2,938	14,580	36,701	6,747	2,750
RUBBER—										
Manufactures . . Value	—	—	—	—	—	1,858	768	450	18,988	31,498
SPICES Cwts.	820	811	410	490	243	56,864	52,389	19,823	23,207	16,056
STATIONERY (excluding PAPER) . . Value	—	—	—	—	—	5,314	6,996	5,254	7,586	4,570

BAHREIN ISLANDS—concluded

EXPORTS THERE TO—concluded

FOREIGN MERCHANDISE—continued

ARTICLES	QUANTITY					VALUE				
	1926-27	1927-28	1928-29	1929-30	1930-31	1926-27	1927-28	1928-29	1929-30	1930-31
SUGAR—						R	R	R	R	R
Sugar, 16 Dutch Standard and above (a) . Tons	2,449	2,283	2,248	595	—	7,66,949	9,27,070	4,06,408	1,15,121	—
Sugar, 28 Dutch Standard and above	—	—	—	—	220	—	—	—	—	38,005
TEXTILES—										
Cotton—										
Manufactures—										
Hosiery Value	—	—	—	—	—	12,414	19,829	24,241	11,870	4,055
Piece goods—										
Grey (unbleached) Yards	882,570	1,399,900	457,871	663,792	315,550	2,02,872	4,03,974	1,24,450	1,82,254	85,822
White (bleached)	606,935	842,809	565,154	451,901	305,571	1,92,011	2,29,332	1,59,704	1,28,139	81,274
Coloured, printed, or dyed	1,868,989	2,385,016	2,620,498	1,826,405	882,265	8,01,606	9,31,004	8,98,301	6,52,607	2,95,613
Ferts of all descriptions	1,516	820
Total Piece goods	3,109,962	4,628,625	3,643,523	2,942,098	1,503,386	11,97,309	15,64,310	11,77,545	9,63,000	4,62,709
Other sorts of manufactures . Value	—	—	—	—	—	2,588	6,700	3,470	3,950	1,837
Total Cotton manufactures (including twist and yarn)	—	—	—	—	—	12,12,311	15,90,839	12,05,256	9,78,820	4,69,501
Haberdashery and Millinery	—	—	—	—	—	43,585	88,197	1,31,167	56,282	36,452
Silk—										
Raw Lbs.	270	580	1,154	..	150	2,560	1,850	7,610	..	900
Manufactures—										
Silk yarn, nolls, and warps	1,532	3,015	2,259	1,157	708	11,550	18,775	14,868	6,775	3,300
Silk piecegoods . Yards	17,797	17,224	21,280	14,435	11,000	25,091	31,060	41,200	23,350	9,050
Other manufactures Value	—	—	—	—	—	280	8,500	820	3,500	..
Total Silk Manufactures	—	—	—	—	—	30,921	53,425	56,866	33,625	12,350
Wool manufactures—										
Piecegoods Yards	1,166	1,655	6,591	8,532	310	6,065	6,950	19,783	25,927	1,300
Other sorts Value	—	—	—	—	—	4,055	4,858	14,120	15,561	2,638
Total Woollen manufactures	—	—	—	—	—	10,120	11,808	33,863	41,493	2,938
Other Textiles Manufactures	—	—	—	—	—	5,690	19,066	66,882	79,489	8,605
UMBRELLAS (including PARASOLS AND SUNSHADES) . No.										
VEHICLES (excluding LOGGERS, MOTORS, ETC., FOR RAILWAYS) Value	4,920	2,640	480	8,800	6,300	800
WOOD AND TIMBER	—	—	—	—	—	8,227	16,307	14,453	23,133	50,096
ALL OTHER ARTICLES OF MERCHANDISE	—	—	—	—	—	5,003	4,284	3,286	3,022	2,255
	—	—	—	—	—	32,802	29,309	23,226	94,426	14,816
GRAND TOTAL	—	—	—	—	—	28,10,250	34,08,427	29,40,749	21,87,542	10,86,235
GRAND TOTAL OF INDIAN AND FOREIGN MERCHANDISE	—	—	—	—	—	1,16,00,484	1,48,07,487	1,19,45,278	1,18,08,080	71,11,252

PERSIA
IMPORTS THEREFROM

ARTICLES	QUANTITY					VALUE				
	1926-27	1927-28	1928-29	1929-30	1930-31	1926-27	1927-28	1928-29	1929-30	1930-31
CHEMICALS AND CHEMICAL PREPARATIONS . Value	—	—	—	—	—	R	R	R	R	R
	—	—	—	—	—	38,707	4,317	45	2,216	2,075
CLOCKS AND WATCHES AND PARTS THEREOF—										
Clocks and Timepieces . No.	2	1	4,308	..	4	45	71	14,515	..	89
Others Value	—	—	—	—	—	5	1,645	11
Total	—	—	—	—	—	50	1,716	14,526	..	89
DRUGS AND MEDICINES (excluding CHEMICALS AND NARCOTICS)—										
Asiatica Cwts.	3,899	3,150	3,612	3,872	5,068	1,55,692	1,10,504	2,08,341	1,38,808	1,64,213
Other sorts of drugs and medicines Value	—	—	—	—	—	33,299	38,026	69,615	84,190	1,13,077
Total Drugs and Medicines	—	—	—	—	—	1,89,991	1,48,530	2,67,956	2,22,998	2,77,290

(a) Sub divided from 1930-31.

No. 13—continued

PERSIA—continued

IMPORTS THEREFROM—continued

ARTICLES	QUANTITY					VALUE				
	1926-27	1927-28	1928-29	1929-30	1930-31	1926-27	1927-28	1928-29	1929-30	1930-31
DRYING AND TANNING SUBSTANCES—Value	—	—	—	—	—	₹ 5,924	₹ 12,474	₹ 19,978	₹ 37,549	₹ 13,737
FISH excluding CANNED FISH—										
Fish, dry, unsalted . Cwts.	75	120	4,980	706	809	2,440	3,125	19,123	4,105	3,064
Fish, dry, salted	2,751	4,459	2,799	4,360	1,827	86,707	64,711	41,605	67,724	34,427
Other sorts	254	918	344	179	24	4,663	7,118	4,954	5,191	777
Total Fish (excluding canned fish)	3,080	5,497	8,109	5,245	2,720	43,815	74,954	65,682	77,080	39,168
FRUITS AND VEGETABLES—										
Fruits and vegetables : dried, salted, or preserved, not being canned or bottled—										
Almonds Tons	850	1,225	1,172	1,020	823	8,62,078	13,32,458	13,10,417	11,75,469	8,80,350
Currants and raisins	1,022	695	757	772	904	3,70,156	2,01,104	2,03,305	2,00,218	2,32,022
Dates	4,731	5,010	3,248	3,488	3,204	8,30,711	9,01,848	5,46,835	6,25,930	4,22,662
Other sorts	246	253	235	137	286	2,39,009	3,26,949	3,06,920	1,49,560	3,15,525
Total Fruits and Vegetables, dried, etc.	6,849	7,183	5,412	5,417	5,312	23,10,954	27,62,359	23,67,477	21,01,183	18,51,459
GLASS AND GLASSWARE Value	—	—	—	—	—	8,663	989	758	1,885	1,885
GRAIN, PULSE AND FLOUR—										
Pulse Tons	3	7	81	43	35	580	1,722	17,356	8,063	7,063
GUMS AND RESINS Cwts.	32,872	42,003	50,225	52,818	36,239	7,80,750	13,33,511	11,61,049	11,50,409	6,26,984
HAIR AND MANUFACTURES OF HAIR—										
Hair of all kinds	544	529	515	776	389	15,435	14,640	14,805	22,895	90,095
HARDWARE, excluding CUTLERY AND ELECTROPLATED WARE—Value	—	—	—	—	—	50,859	83,374	97,191	51,550	32,023
HIDES AND SKINS, RAW—										
Hides, raw { Tons = No. } 4 = 1,180 } 3 = 2,932 } 15 = 9,105 } 17 = 5,048 } .. = 326 } 5,770 } 24,900 } 90,200 } 20,428 } 350 }	4	3	15	17	..	5,770	24,900	90,200	20,428	350
Skins, raw { Tons = No. } 236 = 239,040 } 264 = 257,802 } 332 = 254,432 } 332 = 317,721 } 323 = 303,069 } 2,37,813 } 3,10,216 } 2,12,353 } 2,46,433 } 2,18,342 }	236	264	332	332	323	2,37,813	3,10,216	2,12,353	2,46,433	2,18,342
Total Hides and Skins, raw { Tons = No. } 290 = 239,220 } 267 = 260,844 } 347 = 263,537 } 399 = 322,764 } 323 = 303,395 } 2,43,583 } 3,35,116 } 3,02,553 } 2,66,861 } 2,18,692 }	290	267	347	399	323	2,43,583	3,35,116	3,02,553	2,66,861	2,18,692
INSTRUMENTS, APPARATUS AND APPLIANCES AND PARTS THEREOF—Value	—	—	—	—	—	1,940	2,736	4,363	3,167	10,548
LEATHER	—	—	—	—	—	855	3,475	2,449	11,377	2,613
MACHINERY AND MILLWORK—										
Aerated water-making Machinery Value	—	—	—	—	—	..	2,001	141
MANURES Tons	419	562	519	731	568	41,986	47,888	42,377	72,354	54,353
METALS AND ORES—										
Brass, Bronze and similar alloys and manufactures thereof . Cwts.	743	101	291	735	832	19,825	2,908	8,280	20,230	23,289
Copper, old for remanufacture	139	63	570	813	432	5,180	2,277	17,748	31,939	15,543
Iron or Steel Tons	464	84	104	68	41	10,687	3,883	5,185	4,424	4,763
Tin Cwts.	250	35,525
Others Tons	1	2	29	2	12	537	640	19,138	817	3,285
Total Metals (excluding ores)	509	94	139	143	116	36,079	9,774	35,974	57,410	46,880
OILS—										
Mineral—										
Fuel oils Gals.	66,647,878	86,179,596	81,615,966	80,444,604	75,631,166	1,31,62,837	1,72,53,047	1,53,89,866	1,49,51,207	1,42,01,092
Kerosene	9,489,820	32,061,959	29,392,491	18,213,874	..	41,68,347	1,62,22,625	1,57,97,072	85,65,309
Lubricating oils	508	11,430	2,043	25,634
Petroleum dangerous flashing below 70°F. including petrol, benzine and benzol	134,400	166,000	310,912	272,000	..	1,86,250	1,51,087	2,78,294	2,46,500
Other kinds	297	1,003	2	525	1,773
Total Mineral oils	66,647,878	95,759,808	113,843,925	110,148,812	94,179,473	1,31,62,839	2,16,07,644	1,74,64,173	1,70,29,146	2,30,41,208
PAINTS AND PAINTERS' MATERIALS—										
Paints and colours Cwts.	524	9,489	11,005	18,393	1	2,325	44,015	31,302	69,630	55
Other kinds Value	—	—	—	—	—	2,225	2,344	5,988	1,468	344
Total Paints and Painters' Materials	—	—	—	—	—	5,050	46,359	37,290	71,098	309
PERFUMERY not being PERFUMED SPIRITS—										
PRECIOUS STONES AND PEARLS UNSET—										
Pearls, unset	—	—	—	—	—	88,500	1,13,389	60,000

IMPORTS THEREFROM—concluded

ARTICLES	QUANTITY					VALUE				
	1926-27	1927-28	1928-29	1929-30	1930-31	1926-27	1927-28	1928-29	1929-30	1930-31
PROVISIONS AND OILMAN'S STORES, including FISH AND FRUITS AND VEGETABLES, CANNED OR BOTTLED—										
Ghi . . . Cwts.	1,114	501	16	144	271	79,140	34,995	1,188	9,461	15,958
Other sorts . . . Value	—	—	—	—	—	4,426	1,466	1,378	505	3,632
Total Provisions and Oilman's stores . . .	—	—	—	—	—	83,566	36,461	3,066	9,966	19,590
RUBBER MANUFACTURES . . .	—	—	—	—	—	—	3,106	3,564	1,813	60,790
SEEDS—										
Oilseeds—										
Essential . . . Tons	55	56	27	24	67	85,255	28,798	34,425	17,194	36,807
Non-essential—										
Linseed . . . "	22	13	93	120	21	3,754	1,912	13,388	21,194	2,861
Other sorts . . . "	35	102	307	1,338	792	10,344	22,514	66,929	3,08,544	1,08,859
Total Seeds . . .	112	171	427	1,482	880	49,353	53,224	1,14,742	3,41,032	1,48,027
STATIONERY (excluding PAPER) . . . Value	—	—	—	—	—	1,285	8,703	10,693	13,606	8,979
TEXTILES—										
Cotton, raw . . . Tons	1,136	1,067	498	216	75	11,60,360	10,26,025	5,26,187	1,93,850	60,095
Cotton manufactures—										
Cotton piece goods . . . Yds.	13,490	10,925	30,814	33,069	15,700	5,255	2,845	8,847	10,292	3,134
Jute manufactures—										
Gunny bags . . . No.	25,300	900	6,900	525
Silk manufactures—										
Silk piece goods . . . Yards	101	20,889	56	18	2,889	170	20,315	82	22	4,844
Other sorts . . . Value	—	—	—	—	—	..	461	2,464
Total Silk manufactures . . .	—	—	—	—	—	170	20,778	2,546	22	4,844
Wool—										
Raw . . . Lbs.	2,268,262	2,496,437	2,362,347	2,379,205	879,383	9,04,586	9,88,415	8,51,823	9,14,452	3,03,111
Manufactures—										
Carpets and floor rugs . . . Value	99,630	107,368	71,537	61,789	55,842	2,82,273	2,63,279	1,75,942	1,53,267	1,12,572
Other sorts . . . Value	—	—	—	—	—	4,127	6,275	81	186	2,265
Total Woolen manufactures . . .	—	—	—	—	—	2,86,400	2,69,554	1,76,023	1,53,453	1,14,837
VEHICLES, ETC. . . Value	—	—	—	—	—	560	3,641	3,695	7,121	23,483
WOOD AND TIMBER . . .	—	—	—	—	—	825	3,840	20,643	30,878	250
POSTAL ARTICLES] NOT SPECIFIED . . .	—	—	—	—	—	10,367	11,928	9,031	7,006	16,409
ALL OTHER ARTICLES OF MERCHANDISE . . .	—	—	—	—	—	91,974	65,916	83,186	98,571	72,688
GRAND TOTAL . . .	—	—	—	—	—	1,98,13,908	2,94,80,760	3,82,46,989	3,71,52,898	2,71,65,124

EXPORTS THERETO

INDIAN MERCHANDISE

ARTICLES	QUANTITY					VALUE				
	1926-27	1927-28	1928-29	1929-30	1930-31	1926-27	1927-28	1928-29	1929-30	1930-31
APPAREL (including DRESS, UNIFORMS, ACCOUTREMENTS, BUT excluding HOSIERY AND BOOTS AND SHOES) . Value	—	—	—	—	—	7,802	18,348	9,173	10,820	7,469
BOOKS, PRINTED, AND PRINTED MATTER (not being STATIONERY), including MAPS AND CHARTS . . . Cwts.	249	471	186	167	221	84,702	63,454	25,298	22,030	26,946
BOOTS AND SHOES . Pairs	7,400	16,115	10,229	16,199	3,624	16,377	38,533	31,092	47,623	7,672
BUILDING AND ENGINEERING MATERIALS, other than OF IRON, STEEL, OR WOOD . . . Value	—	—	—	—	—	6,114	1,177	3,744	3,358	4,534
CANDLES] OF ALL KINDS . Lbs.	842,599	326,362	172,551	67,910	16,644	1,13,947	1,00,330	48,912	19,452	4,946
CHEMICALS AND CHEMICAL PREPARATIONS (excluding CHEMICAL MANURES AND MEDICINES) . Value	—	—	—	—	—	25,030	15,762	22,006	15,154	11,239
COAL AND COKE . Tons	379	6	..	80	..	11,928	160	..	2,060	..
COFFEE . . . Cwts.	149	132	51	50	32	9,246	9,273	3,951	4,132	2,145

No. 13—continued

PERSIA—continued

EXPORTS THERE TO—continued

INDIAN MERCHANDISE—continued

ARTICLES	QUANTITY					VALUE				
	1926-27	1927-28	1928-29	1929-30	1930-31	1926-27	1927-28	1928-29	1929-30	1930-31
COIL, MANUFACTURED (excluding ROPE) . . . Tons	26	68	28	65	36	3	3	3	3	3
CORDAGE AND ROPE OF VEGETABLE FIBRE (excluding JUTE AND COTTON) . . . Cwts.	1,693	344	507	891	371	27,119	4,938	7,630	13,433	4,400
DRUGS AND MEDICINES (excluding CHEMICALS AND NARCOTICS) . . . Value	—	—	—	—	—	23,360	20,583	27,216	23,204	21,745
DYEING AND TANNING SUBSTANCES—										
Indigo . . . Cwts.	92	75	18	27	48	21,016	17,375	4,472	7,205	13,550
Turmeric . . . "	7,337	4,550	2,041	4,714	7,702	2,14,798	1,18,596	53,291	1,35,668	2,19,752
Other sorts . . . "	40	93	106	48	9	503	1,434	1,759	847	477
Total Dyeing and Tanning substances . . . "	7,469	4,718	2,165	4,789	7,759	2,36,317	1,87,905	64,522	1,43,720	2,33,770
FRUITS AND VEGETABLES—										
Fresh fruits and vegetables—										
Fresh fruits . . . Value	—	—	—	—	—	3,775	6,572	7,052	9,733	6,830
Fresh vegetables of all kinds . . . "	—	—	—	—	—	17,727	19,345	18,602	10,784	7,539
Fruits and vegetables: dried, salted, or preserved, all sorts . . . Tons	241	303	376	311	182	55,862	71,515	85,275	67,044	23,705
Total Fruits and Vegetables . . . Value	—	—	—	—	—	76,864	97,432	1,05,929	96,561	43,074
FURNITURE AND CABINETWARE . . . "	—	—	—	—	—	98,667	95,625	26,385	61,938	1,19,945
GLASS AND GLASSWARE . . . "	—	—	—	—	—	29,716	42,604	35,542	23,358	3,858
GRAIN, PULSE, AND FLOUR—										
Jowar and bajra . . . Tons	94	73	192	181	5	12,059	8,325	27,534	23,986	700
Pulse—										
Gram . . . "	35	132	64	28	7	6,059	22,338	11,769	4,780	1,170
Lentils . . . "	181	266	64	314	107	46,343	63,135	15,443	52,741	23,716
Other sorts . . . "	171	241	225	247	109	28,565	42,335	39,651	44,410	17,773
Total Pulse . . . "	387	639	353	489	223	81,867	1,28,808	66,863	1,01,931	42,664
Rice, not in the husk—										
Billed rice . . . "	3,149	3,464	2,430	3,451	1,597	6,52,804	7,21,361	4,80,637	6,85,026	2,73,669
Cleaned rice . . . "	4,046	2,736	1,761	2,390	777	8,48,009	5,90,423	3,71,455	5,10,835	1,05,007
Other sorts . . . "	6	1	..	11	12	1,181	492	60	1,680	1,004
Total Rice, not in the husk . . . "	7,201	6,201	4,191	5,852	2,386	15,01,994	13,12,276	8,52,202	11,97,541	4,41,380
Wheat . . . "	406	92	23	6	4	79,690	15,649	4,166	1,222	356
" flour . . . "	3,694	2,092	1,088	720	366	8,06,593	4,43,911	2,10,867	1,44,470	55,721
Other sorts . . . "	5	8	5	2	1	1,056	1,264	1,321	957	385
Total Grain, Pulse, and Flour . . . "	11,847	9,105	5,852	7,250	2,985	24,83,259	19,10,733	11,71,953	14,70,107	5,41,156
HARDWARE AND CUTLERY, including PLATEDWARE Value	—	—	—	—	—	76,309	47,739	45,289	43,198	12,450
HIDES AND SKINS, RAW—										
Buffalo hides . . . { Tons	54	39	25	42	24	39,092	26,991	18,051	35,632	16,516
—No.	—5,249	—3,600	—2,114	—3,692	—2,079					
Cow hides . . . { Tons	29	15	..	5	1	25,672	12,857	530	5,527	1,490
—No.	—5,145	—2,644	—40	—842	—598					
LEATHER—										
Hides, tanned or dressed—										
Buffalo hides . . . { Tons	..	4	3	4	2	1,935	7,275	6,270	8,245	6,518
—No.	—189	—423	—407	—462	—443					
Cow hides . . . { Tons	6	..	3	15,817	3,225	6,789	4,250	1,000
—No.	—1,014	—347	—243	—486	—176					
Unwrought . . . Cwts.	79	183	269	307	77	15,212	27,710	42,218	51,659	13,627
Manufactures (excluding boots and shoes) . . . Value	—	—	—	—	—	1,817	2,906	7,030	12,291	3,451
METALS AND ORES—										
Copper, wrought . . . Cwts.	14	9	119	13	9	1,220	909	6,832	1,030	600
Iron or Steel—										
Bars and channels . . . Tons	44	21	20	17	16	9,053	5,117	3,991	3,597	3,962
Nails, rivets, and washers . . . "	18	15	13	13	5	7,394	6,751	7,975	4,718	1,610
Other metals and ores . . . "	6,029	3,002	5,383	3,904	20	1,66,939	2,45,912	1,70,525	1,65,290	28,299
Total Metals and ores . . . "	6,092	3,039	5,422	3,935	42	2,04,666	2,53,689	1,89,323	1,74,635	34,471

INDIAN MERCHANDISE—continued

ARTICLES	QUANTITY					VALUE				
	1926-27	1927-28	1928-29	1929-30	1930-31	1926-27	1927-28	1928-29	1929-30	1930-31
						R	£	R	£	R
OILS—										
Mineral Gals.	1,076	2,203	1,362	..	108	833	2,708	1,202	..	130
Vegetable, non-essential ..	3,216	4,720	7,185	5,046	2,031	8,476	13,600	18,826	13,375	7,645
Other kinds "	..	90	398	563	3,375	800	854	..
Total Oils "	4,292	7,013	8,945	5,649	3,039	8,809	19,683	20,918	14,229	7,775
PERFUMERY (not being PERFUMED SPIRITS) including musk Value	—	—	—	—	—	5,095	3,212	6,310	4,471	2,157
PROVISIONS AND OILMAN'S STORES—										
Butter Cwts.	452	474	272	378	205	47,505	42,259	24,074	74,647	17,483
Ghi "	2	1	159	5	1	131	145	12,214	480	135
Pickles, chutnies, and condiments "	133	186	174	363	323	4,627	6,642	6,051	11,066	9,086
Other sorts of provisions ..	—	—	—	—	—	3,131	13,290	15,645	21,557	34,301
Total Provisions (and Oil- man's stores Value	—	—	—	—	—	60,394	62,336	57,984	1,07,750	51,510
SEEDS—										
Copra or coconut kernel Tons	57	45	59	60	19	41,035	32,544	43,960	41,377	10,082
Groundnuts "	20	23	16	27	10	4,288	6,279	3,852	5,797	2,173
Sesamum (tili or jinjili) ..	2	10	13	22	16	750	2,975	3,179	5,943	3,282
Others "	35	18	42	12	8	14,406	7,765	12,838	5,035	4,007
Total Seeds "	114	96	130	121	53	60,477	49,568	63,838	58,152	19,543
SOAP Cwts.	94	93	116	284	27	2,300	2,925	4,174	7,237	740
SPICES—										
Cardamoms "	99	174	257	278	197	15,520	26,823	42,267	48,049	35,523
Chillies "	174	570	227	234	266	5,233	17,767	6,991	6,758	6,070
Ginger "	2,544	932	555	1,274	1,972	36,913	31,695	18,933	46,721	65,348
Pepper "	4,714	2,442	2,723	5,361	3,406	2,46,168	1,33,410	1,37,105	4,16,954	5,26,574
Other sorts "	136	191	172	169	126	4,693	7,336	6,895	6,401	4,195
Total Spices "	7,667	4,309	3,934	7,316	10,967	3,58,527	2,17,036	2,62,196	5,24,833	6,37,710
STATIONERY (excluding paper) Value	—	—	—	—	—	3,150	3,260	6,755	4,501	4,573
SUGAR—										
Sugar, 16 Dutch standard and above (a) Tons	17	10	3	3	..	6,546	5,508	1,655	1,645	..
Sugar, 23 Dutch standard and above "	—	—	—	—	..	—	—	—	—	104
Sugar, below 23 Dutch standard but not below 16 Dutch standard "	—	—	—	—	1	—	—	—	—	1,175
Other kinds "	2	1	2	1	..	1,030	266	807	1,014	183
Total Sugar "	13	11	5	4	1	7,576	5,774	2,462	2,659	1,462
TALLOW AND STEARINE Cwts.	41	86	64	86	123	1,354	2,445	2,208	2,557	6,185
TRE, BLACK Lbs.	5,923,908	4,217,754	4,154,431	5,562,991	4,290,932	38,74,650	26,50,412	26,60,240	31,90,946	23,71,300
TEXTILES—										
COTTON—										
Twist and yarn "	4,412,300	3,317,470	3,160,934	4,184,680	4,464,421	42,22,717	25,99,573	25,76,462	34,26,377	34,22,271
Manufactures—										
Piece goods—										
Grey (unbleached) Yards	716,743	299,092	61,976	175,520	143,200	2,53,851	92,302	27,054	47,646	38,171
White (bleached) "	65,082	23,430	129,707	73,995	10,365	26,726	7,390	37,996	19,582	3,533
Coloured, printed, or dyed "	37,004,199	27,894,844	23,617,560	18,609,717	13,271,095	1,08,46,608	79,22,564	63,73,923	44,31,692	33,75,182
Total Piece goods "	37,786,024	28,207,416	23,809,333	18,859,232	13,424,660	1,11,27,125	80,23,256	64,39,873	44,98,920	34,19,889

† (a) Sub-divided from 1930-31.

No. 13—continued

PERSIA—continued

EXPORTS THERETO—continued

INDIAN MERCHANDISE—concluded

ARTICLES	QUANTITY					VALUE				
	1926-27	1927-28	1928-29	1929-30	1930-31	1926-27	1927-28	1928-29	1929-30	1930-31
<i>TEXTILES—continued</i>						R	R	R	R	R
<i>Cotton—continued</i>										
<i>Manufactures—continued</i>										
Thread, sewing . . . Lbs.	42,256	38,810	45,178	41,830	34,295	81,375	72,829	69,051	64,493	45,022
Other sorts of manufactures . . . Value	—	—	—	—	—	21,804	55,565	57,944	72,011	47,938
Total Cotton manufactures (including twist and yarn) . . . "	—	—	—	—	—	1,54,53,081	1,07,51,223	91,43,330	80,61,801	69,35,117
Haberdashery and Millinery . . . "	—	—	—	—	—	6,046	11,217	4,559	2,189	9,256
<i>Hemp—</i>										
Raw . . . Cwts.	238	188	309	174	351	4,710	3,792	9,420	4,071	7,685
<i>Jute—</i>										
<i>Manufactures—</i>										
Canvas . . . Yards	800	39,980	130	19,000
Gunny bags . . . No.	129,800	232,591	193,205	416,771	123,990	58,918	1,21,525	81,642	1,86,860	50,438
.. cloth . . . Yards	527,016	173,280	202,450	113,790	239,710	1,46,896	45,945	50,484	28,237	51,134
Rope and twine . . . Cwts.	545	644	278	350	328	15,308	17,125	9,557	8,560	9,394
Other sorts . . . Value	—	—	—	—	—	1,240	460	3,860	850	1,140
Total Jute manufactures (including twist and yarn) . . . "	—	—	—	—	—	2,22,487	2,04,055	1,45,543	2,24,507	1,12,106
Wool manufactures . . . "	—	—	—	—	—	8,072	260	17,454	10,617	1,119
TOBACCO . . . Lbs.	308	740	1,192	3,457	..	250	1,008	1,549	646	..
UMBRELLAS AND UMBRELLA FITTINGS . . . No.	552	774	3,720	1,188	516	1,252	1,900	6,090	2,040	960
<i>WOOD AND TIMBER—</i>										
<i>Timber, other than railway sleepers—</i>										
Teak wood . . . Cubic Tons	290	668	134	480	794	35,176	2,66,898	33,668	1,71,468	2,97,950
<i>Wood—</i>										
Other kinds of wood and timber . . . Value	—	—	—	—	—	19,308	28,383	18,504	68,018	77,806
Manufactures of wood, other than furniture and cabinetware . . . "	—	—	—	—	—	2,820	6,487	2,891	2,535	649
POSTAL ARTICLES . . . "	—	—	—	—	—	8,35,143	12,58,976	13,27,223	9,82,023	2,11,273
ALL OTHER ARTICLES OF MERCHANDISE . . . "	—	—	—	—	—	3,36,359	2,47,371	2,02,745	3,37,843	3,69,739
GRAND TOTAL . . . "	—	—	—	—	—	2,49,57,622	1,87,58,836	1,59,09,694	1,60,90,000	1,22,55,170

FOREIGN MERCHANDISE

ARTICLES	QUANTITY					VALUE				
	1926-27	1927-28	1928-29	1929-30	1930-31	1926-27	1927-28	1928-29	1929-30	1930-31
<i>APPAREL (including DRAPERIES, UNIFORMS, ACCOUTREMENTS, BUT excluding HOSIERY AND BOOTS AND SHOES) . . . Value</i>	—	—	—	—	—	87,465	55,396	60,086	36,738	26,877
<i>ARMS, AMMUNITION, AND MILITARY STORES—</i>										
DYNAMITE AND OTHER EXPLOSIVES . . . Cwts.	..	124	410	..	201	..	20,305	59,030	..	23,465
OTHER SORTS . . . Value	—	—	—	—	—	397	1,658	430	293	1,425
TOTAL ARMS, AMMUNITION, AND MILITARY STORES . . . "	—	—	—	—	—	397	21,963	59,460	293	29,893
<i>BOOKS, PRINTED, AND PRINTED MATTER (not being STATIONERY), including MAPS AND CHARTS . . . (Cwts.)</i>	42	42	15	17	6	11,079	7,080	1,795	2,711	897
<i>ROPS AND SHEETS—</i>										
BUILDING AND ENGINEERING MATERIALS other than OF IRON, STEEL OR WOOD . . . Value	1,644	1,274	1,061	2,995	4,629	7,725	2,770	3,976	6,119	6,149
	—	—	—	—	—	8,555	2,076	3,882	1,270	104

No. 13—continued
 PERSIA—continued
 EXPORTS THERE TO—continued

FOREIGN MERCHANDISE—continued

ARTICLES	QUANTITY					VALUE				
	1926-27	1927-28	1928-29	1929-30	1930-31	1926-27	1927-28	1928-29	1929-30	1930-31
						R 80	R 10,045	R 80	R ..	R ..
CANDLES OF ALL KINDS . Lbs.	90	28,192	144					
CHEMICALS AND CHEMICAL PREPARATIONS (excluding CHEMICAL MANURES AND MEDICINES)—										
Aluminous Sulphates (including alum) . Cwts.	281	634	440	213	217	2,330	4,787	3,685	1,887	2,846
Ammonia and salts thereof "	181	237	302	184	241	5,385	6,780	8,573	5,494	9,935
Sulphuric acid "	490	18	13	10	407	6,017	537	651	630	5,560
Other sorts of Chemicals Value	—	—	—	—	—	34,091	40,850	26,390	25,232	19,736
Total Chemicals, etc. "	—	—	—	—	—	47,823	52,454	39,279	33,243	38,076
COAL AND COKE . . Tons	20	580	270	140	40	508	14,500	4,860	3,700	1,101
COFFEE Cwts.	613	844	162	871	502	31,057	47,694	9,820	50,028	25,358
CORDAGE AND ROPE OF VEGETABLE FIBRE (excluding JUTE AND COTTON) "	7	11	23	110	21	637	816	1,155	5,936	725
CUTLERY Value	—	—	—	—	—	57,947	89,318	74,090	61,211	6,650
DRUGS AND MEDICINES (excluding CHEMICALS AND NARCOTICS)—										
Camphor Lbs.	202	398	220	37	60	410	755	403	120	200
Cassia ligna (a) . . Cwts.	780	—	—	—	—	18,958	—	—	—	—
Other sorts of drugs and medicines . . Value	—	—	—	—	—	24,220	28,113	19,750	21,558	10,750
Total Drugs, etc. . "	—	—	—	—	—	43,588	28,868	20,153	21,678	10,950
DYING AND TANNING SUBSTANCES—										
Cochineal Cwts.	66	423	172	317	63	9,906	63,928	33,865	65,033	15,123
Aniline Lbs.	64,007	40,708	55,842	24,752	35,296	1,36,412	90,571	1,01,432	35,192	40,074
Other kinds . . . Value	—	—	—	—	—	3,515	540	650	1,736	2,287
Total Dyeing and Tanning substances . "	—	—	—	—	—	1,40,833	1,60,029	1,35,947	1,01,961	63,880
EARTHENWARE AND PORCELAIN (excluding PIPES OF EARTHENWARE) "	—	—	—	—	—	67,539	31,670	21,781	20,085	4,247
FRUITS AND VEGETABLES " "	—	—	—	—	—	6,143	3,311	1,162	2,232	3,391
FURNITURE AND CABINETWARE "	—	—	—	—	—	18,224	45,330	10,373	18,073	3,255
GLASS AND GLASSWARE—										
Beads and false pearls . Cwts.	33	153	40	17	5	5,791	17,552	3,943	1,833	743
Bottles Gross	92	163	422	1,040	292	1,100	1,233	3,007	4,533	1,426
Sheet and plate . . Supl. Feet	16,022	20,959	10,002	7,461	11,757	5,787	7,682	5,670	3,166	3,760
Other glassware . . Value	—	—	—	—	—	1,15,001	98,326	73,842	65,432	15,167
Total Glass, etc. . . "	—	—	—	—	—	1,28,579	1,24,793	91,462	75,014	21,096
GRAIN, PULSE AND FLOUR Tons	13	1	3	5	..	2,732	310	600	826	..
GUMS AND RESINS—										
Olibanum or frankincense Cwts.	270	303	356	272	289	10,575	10,110	13,684	10,851	8,586
Othersorts "	36	42	82	56	315	1,003	3,824	3,328	3,339	7,979
Total Gums and Resins . "	306	345	438	328	604	11,578	13,934	17,012	14,600	16,565
HARDWARE (excluding CUTLERY AND ELECTRO-PLATED WARE) . Value	—	—	—	—	—	2,19,112	2,00,521	2,45,593	1,71,479	54,268
HIDES AND SKINS, RAW . } Tons & No.	..	1	1	9,500	18,200	1,050	..
INSTRUMENTS, APPARATUS AND APPLIANCES, AND PARTS THEREOF—										
Electrical Value	—	—	—	—	—	—	—	—	—	—
Musical "	—	—	—	—	—	19,866	11,303	19,287	26,680	14,443
Photographic . . . "	—	—	—	—	—	1,636	3,158	1,350	540	150
Other kinds "	—	—	—	—	—	3,765	875	1,561	1,095	7,727
Total Instruments, Apparatus, and Appliances, and parts thereof . . "	—	—	—	—	—	6,412	5,609	10,861	9,534	14,518
LEATHER—										
Unwrought Manufactures (including boots and shoes) Value	16	67	18	10	11	5,801	11,030	5,260	3,725	7,917
Other sorts "	—	—	—	—	—	6,104	4,860	1,156	6,705	1,153
Total Leather . . . "	—	—	—	—	—	11,905	15,890	6,701	10,430	9,376

(a) Shown under "Spices" from 1927-28.

No. 13—continued

PERSIA—continued

EXPORTS THEREOF—continued

FOREIGN MERCHANDISE—continued

ARTICLES	QUANTITY					VALUE				
	1926-27	1927-28	1928-29	1929-30	1930-31	1926-27	1927-28	1928-29	1929-30	1930-31
LIQUORS—						R	R	R	R	R
Spirit . . . Gals.	331	386	291	381	193	6,125	6,395	4,286	3,588	4,661
Other sorts of liquors. "	376	298	495	774	206	4,025	2,460	4,074	3,209	1,353
Total Liquors . "	707	684	786	1,055	399	10,150	8,855	8,360	6,797	6,214
MACHINERY AND MILL- WORK . . . Value	—	—	—	—	—	44,826	38,434	22,798	68,004	21,016
MATCHES . . . Gross of boxes.	24,725	21,450	15,850	1,550	6,600	65,500	42,090	28,428	3,552	15,881
METALS AND ORES—										
Brass, Bronze, and simi- lar alloys, wrought . Cwts.	465	485	541	115	291	27,667	30,192	32,822	9,186	19,329
Copper . . . "	3,945	1,226	1,030	370	313	2,22,763	68,817	51,690	21,783	19,145
Iron or Steel . . . Tons	664	200	73	206	55	1,87,154	49,252	23,419	53,507	17,332
Tin . . . Cwts.	254	123	169	323	828	48,053	24,376	24,788	47,862	89,065
Others . . . "	841	730	617	727	589	1,00,703	78,915	64,237	71,605	34,827
Total Metals and Ores . Tons	939	328	191	233	156	5,86,340	2,46,552	1,96,956	2,03,943	1,79,698
OILS—										
Mineral . . . Gals.	61,290	28,717	86,311	361,785	297,320	43,842	29,278	85,749	1,77,091	1,41,754
Others . . . "	261	198	39	325	142	784	764	545	1,645	595
Total Oils . . . "	61,551	28,915	86,350	362,110	297,462	44,626	30,042	86,294	1,78,736	1,42,349
PAINTS AND COLOURS . Cwts.	223	214	369	255	200	13,547	13,308	24,493	17,480	14,072
PAPER AND PASTEBORD—										
Printing paper . . . "	309	182	4	1	..	6,741	3,090	150	100	..
Writing paper and en- velopes . . . Value	—	—	—	—	—	21,026	21,251	19,784	11,882	6,115
Other kinds of paper (includ- ing paper manufactures) . "	—	—	—	—	—	7,161	6,522	8,769	6,751	4,559
Total Paper and Pastebord . "	—	—	—	—	—	34,928	30,863	28,703	18,233	10,674
PROVISIONS AND OILMAN'S STORES . . . Cwts.	345	500	514	227	108	27,358	28,406	25,399	12,639	7,035
RUBBER MANUFACTURES Value	—	—	—	—	—	38,163	49,136	4,503	6,49,707	7,20,618
SOAP . . . Cwts.	297	259	84	24	15	11,624	8,904	3,850	995	1,085
SPICES . . . "	70	1,981	885	551	3,439	4,255	43,510	31,361	18,681	1,47,069
STATIONERY (excluding PAPER) . . . Value	—	—	—	—	—	38,552	40,255	32,557	35,853	16,903
SUGAR—										
Sugar, 16 Dutch standard and above (a) . Tons	2,089	2,200	544	486	—	6,92,325	5,71,111	1,05,802	92,910	—
Sugar, 23 Dutch standard and above (b) . "	—	—	—	—	605	—	—	—	—	1,12,678
TEA, BLACK . . . Lbs.	47,247	17,962	14,075	18,236	10,770	34,218	18,187	13,960	14,865	7,901
" GREEN . . . "	23,670	4,310	260	23,189	4,845	850
Total Tea . . . "	70,917	22,272	14,335	18,236	10,770	62,407	23,032	14,810	14,865	7,904
TEXTILES—										
Cotton—										
Twist and yarn . . . "	570,200	1,116,640	165,518	337,684	289,091	6,67,193	11,20,487	1,97,020	3,97,437	2,61,653

(a) Discontinued from 1930-31.
(b) Separately recorded from 1930-31.

FOREIGN MERCHANDISE—concluded

ARTICLES	QUANTITY					VALUE				
	1926-27	1927-28	1928-29	1929-30	1930-31	1926-27	1927-28	1928-29	1929-30	1930-31
TEXTILES—continued										
COTTON—continued										
Manufactures—										
Hosiery . . . Value	—	—	—	—	—	64,220	87,611	84,288	24,948	6,151
Piece goods—										
Grey (unbleached) . Yards	1,165,584	1,022,249	283,860	393,065	480,850	3,77,037	2,94,811	87,846	1,07,791	1,11,014
White (bleached) . "	1,247,022	1,136,312	1,056,519	869,519	780,874	4,66,698	3,65,588	3,53,273	3,05,150	2,26,686
Coloured, printed, or dyed . "	3,448,011	3,512,918	2,700,434	2,687,378	1,588,539	14,98,916	14,67,607	10,77,002	8,78,324	4,25,339
Fents of all descriptions . "	6,380	1,300	100	..
Total Piece goods . "	5,850,617	5,692,469	4,046,993	3,950,862	2,809,263	23,42,651	21,28,066	15,18,981	12,91,335	7,03,039
Thread, sewing . . Lbs.	5,819	2,846	1,300	1,859	1,520	13,106	6,265	1,915	3,500	4,095
Other sorts of manufactures . Value	—	—	—	—	—	6,496	6,906	8,186	7,576	3,120
Total Cotton manufactures (including twist and yarn) . "	—	—	—	—	—	30,95,666	33,55,395	17,60,850	17,24,701	10,38,068
Haberdashery and millinery . "	—	—	—	—	—	1,01,041	1,05,865	79,367	78,800	81,162
Silk—										
Manufactures—										
Goods of silk mixed with other materials . Yards	5,455	6,168	16,000	8,674	8,991	4,000
Piece goods . . "	18,090	20,460	7,839	6,333	5,000	16,737	26,740	10,523	11,042	3,720
Other sorts . Value	—	—	—	—	—	30	2,648	1,100	250	809
Total Silk manufactures . "	—	—	—	—	—	25,441	38,379	11,623	11,292	8,529
Wool—										
Manufactures—										
Piece goods . . Yards	36,548	48,239	78,719	38,837	7,958	1,20,146	1,17,790	1,88,828	1,15,933	17,558
Other sorts . . Value	—	—	—	—	—	11,928	18,017	9,805	15,583	2,490
Total Woolen manufactures . "	—	—	—	—	—	1,32,074	1,35,807	1,98,633	1,31,516	20,048
Other textiles—										
Manufactured . . "	—	—	—	—	—	1,05,141	97,170	1,26,183	1,08,590	1,16,976
TOBACCO . . . Lbs.	302	607	799	321	60	1,628	5,402	2,320	1,520	3,774
TOYS AND REQUISITES FOR GAMES AND SPORTS; including FISHING TACKLE (other than FISHARMS) . Value										
	—	—	—	—	—	5,849	10,287	17,671	3,549	1,006
VEHICLES (excluding LOCOMOTIVES, ETC., FOR RAILWAYS) . "										
	—	—	—	—	—	1,06,927	82,047	90,564	1,11,308	94,003
WOOD AND TIMBER—										
Teak wood . . Cubic Tons	100	136	..	21	..	32,395	42,747	..	8,528	..
Other kinds of wood and timber . Value	—	—	—	—	—	3,502	7,210	1,519	2,406	4,123
Manufactures of Wood, other than furniture and cabinet ware . "	—	—	—	—	—	200	675	889	2,598	695
Total Wood and Timber . "	—	—	—	—	—	36,167	50,632	2,408	13,832	4,823
POSTAL ARTICLES . . "	—	—	—	—	—	1,07,174	1,48,809	1,41,168	1,90,610	75,276
ALL OTHER ARTICLES OF MERCHANDISE . . "	—	—	—	—	—	1,32,869	1,01,169	68,420	62,255	15,940
GRAND TOTAL . . "	—	—	—	—	—	64,23,636	62,64,110	39,73,246	45,47,114	31,74,255
GRAND TOTAL OF INDIAN AND FOREIGN MERCHANDISE . . "	—	—	—	—	—	3,13,31,258	2,50,22,046	1,98,82,940	2,06,46,164	1,54,29,425

No. 13—continued
HENJAM ISLAND
IMPORTS THEREFROM

ARTICLES	QUANTITY					VALUE				
	1926-27	1927-28	1928-29	1929-30	1930-31	1926-27	1927-28	1928-29	1929-30	1930-31
POSTAL ARTICLES NOT SPECIFIED . . . Value	—	—	—	—	—	R	R	R	R	R
ALL OTHER ARTICLES OF MERCHANDISE . . . "	—	—	—	—	—	3,329	7,670	1,975	183	1,003
GRAND TOTAL . . . "	—	—	—	—	—	3,329	10,946	1,975	191	1,009

EXPORTS THERETO

INDIAN MERCHANDISE

ARTICLES	QUANTITY					VALUE				
	1926-27	1927-28	1928-29	1929-30	1930-31	1926-27	1927-28	1928-29	1929-30	1930-31
FRUITS AND VEGETABLES— Fresh fruits and vegetables . . . Value	—	—	—	—	—	R	R	R	R	R
GRAIN, PULSE, AND FLOUR Tons	26	33	45	109	92	6,554	8,964	6,221	21,292	15,049
TEXTILES— Cotton— Twist and Yarn . . . Lbs.	11,900	2,000	18,420	5,700	28,800	12,450	2,000	11,512	6,000	17,900
Manufactures— Piece goods . . . Yds.	18,600	23,000	25,600	17,800	..	5,500	10,400	8,400	7,200	..
Jute— Manufactures— Gunny bags . . . No.	40,550	17,000	1,000	5,000	..	10,320	2,705	150	2,205	..
POSTAL ARTICLES . . . Value	—	—	—	—	—	1,931	1,211	920	1,008	852
ALL OTHER ARTICLES OF MERCHANDISE . . . "	—	—	—	—	—	8,786	7,516	9,801	3,933	11,229
GRAND TOTAL . . . "	—	—	—	—	—	80,476	75,251	82,367	71,201	72,851

FOREIGN MERCHANDISE

ARTICLES	QUANTITY					VALUE				
	1926-27	1927-28	1928-29	1929-30	1930-31	1926-27	1927-28	1928-29	1929-30	1930-31
COAL AND COKE . . . Tons	1,500	830	30,000	6,270
FRUITS AND VEGETABLES— Fresh fruits and vegetables Value	—	—	—	—	—	26,078	10,770	22,094	41,701	34,730
HARDWARE (excluding CUTLERY AND ELECTROPLATED WARE) "	—	—	—	—	—	1,065	24,484	515	203	..
LIQUORS . . . Gals.	89	1,994	144	..	1,036	501	8,865	1,325	..	5,497
MACHINERY AND MILL WORK— Electrical Machinery of all kinds . . . Value	—	—	—	—	—	7,900
TEXTILES— Cotton Manufactures (including twist and yarn) . . . "	—	—	—	—	—	4,700	..	12,795	5,800	3,800
ALL OTHER ARTICLES OF MERCHANDISE . . . "	—	—	—	—	—	8,638	8,136	7,402	11,487	6,735
GRAND TOTAL . . . "	—	—	—	—	—	71,882	53,055	52,031	59,101	57,082
GRAND TOTAL OF INDIAN AND FOREIGN MERCHANDISE . . . "	—	—	—	—	—	1,52,358	1,27,806	1,34,398	1,30,482	1,35,933

AFGHANISTAN

IMPORTS THEREFROM

Nil

EXPORTS THERETO

INDIAN MERCHANDISE

ARTICLES	QUANTITY					VALUE				
	1926-27	1927-28	1928-29	1929-30	1930-31	1926-27	1927-28	1928-29	1929-30	1930-31
TEXTILES—						₹	₹	₹	₹	₹
Cotton—										
Manufactures— Piecegoods— Coloured printed or dy- ed Yds.	10,005	42,144	5,090	7,104
ALL OTHER ARTICLES OF MERCHANDISE Value	—	—	—	—	—	507	4,151
GRAND TOTAL	—	—	—	—	—	6,557	11,845

FOREIGN MERCHANDISE

ARTICLES	QUANTITY					VALUE				
	1926-27	1927-28	1928-29	1929-30	1930-31	1926-27	1927-28	1928-29	1929-30	1930-31
GRAND TOTAL . Value	—	—	—	—	—	₹	₹	₹	₹	₹
GRAND TOTAL OF INDIAN AND FOREIGN MERCHAN- DISE	—	—	—	—	—	2,219	1,850
	—	—	—	—	—	8,776	12,695

No. 13—continued

MALDIVES

IMPORTS THEREFROM

ARTICLES	QUANTITY					VALUE				
	1926-27	1927-28	1928-29	1929-30	1930-31	1926-27	1927-28	1928-29	1929-30	1930-31
						R	R	R	R	R
FRUITS AND VEGETABLES— Fresh fruits and vegetables— Fresh fruits—										
Coconuts . . . Nos	3,510,931	3,618,416	3,446,284	2,126,000	2,141,100	1,10,119	1,36,471	94,713	67,410	68,232
ALL OTHER ARTICLES OF MERCHANDISE . . . Value	—	—	—	—	—	940	10,348	22,010	1,098	10,698
GRAND TOTAL . . .	—	—	—	—	—	1,20,060	1,46,819	1,16,723	68,517	78,930

EXPORTS THERETO

INDIAN MERCHANDISE

ARTICLES	QUANTITY					VALUE				
	1926-27	1927-28	1928-29	1929-30	1930-31	1926-27	1927-28	1928-29	1929-30	1930-31
						R	R	R	R	R
GRAIN, PULSE, AND FLOUR— Rice, not in the husk . Tons	645	882	505	479	87	1,18,865	1,96,838	99,870	1,01,810	15,188
Other sorts . . .	5	22	1	9	..	856	5,265	337	2,906	414
Total Grain, Pulse, and Flour . . .	550	904	506	488	87	1,19,224	2,02,153	1,00,207	1,04,716	15,602
METALS AND ORES . . .	6	10	6	2	1	5,685	8,698	4,150	1,508	1,620
Oils . . . Gals.	9,270	5,934	2,620	2,137	854	9,077	8,928	4,206	4,680	1,298
PROVISIONS AND OILMAN'S STORES— Ghi . . . Cwts.	80	40	44	46	47	9,020	4,620	4,680	3,880	7,218
TEXTILES— Cotton manufactures Value	—	—	—	—	—	9,625	30,228	10,825	750	8,400
Silk manufactures— Goods of silk mixed with other materials . Yards	7,915	7,300	5,000	1,000	..	23,710	9,950	5,200	2,000	..
TOBACCO— Unmanufactured . Lbs.	29,008	16,410	8,064	1,680	6,404	12,312	7,584	3,220	710	2,100
Manufactured . . .	140,688	227,534	196,500	301,596	299,529	27,805	11,811	27,168	47,980	60,955
WOOD AND TIMBER . Value	—	—	—	—	—	11,736	8,109	3,687	7,116	6,935
ALL OTHER ARTICLES OF MERCHANDISE . . .	—	—	—	—	—	26,110	44,718	30,107	31,192	37,795
GRAND TOTAL . . .	—	—	—	—	—	2,55,204	3,36,744	1,88,450	2,04,582	1,26,316

FOREIGN MERCHANDISE

ARTICLES	QUANTITY					VALUE				
	1926-27	1927-28	1928-29	1929-30	1930-31	1926-27	1927-28	1928-29	1929-30	1930-31
						R	R	R	R	R
METALS AND ORES— Iron or Steel . . Tons	25	24	6	2	..	14,700	6,180	2,225	450	..
TEXTILES— Cotton— Manufactures— Piece-goods . . Yards	2,600	20,022	1,000	1,500	11,370	1,000
ALL OTHER ARTICLES OF MERCHANDISE . . Value	—	—	—	—	—	4,870	38,327	12,478	5,080	742
GRAND TOTAL . . .	—	—	—	—	—	20,570	55,827	14,698	5,530	1,742
GRAND TOTAL OF INDIAN AND FOREIGN MER- CHANDISE . . .	—	—	—	—	—	2,75,774	3,92,571	1,98,148	2,10,062	1,28,058

CEYLON

IMPORTS THEREFROM

ARTICLES	QUANTITY					VALUE				
	1926-27	1927-28	1928-29	1929-30	1930-31	1926-27	1927-28	1928-29	1929-30	1930-31
ANIMALS, LIVING—										
Horses No.	22	48	76	32	44	26,400	1,81,090	3,76,693	87,600	52,601
Other kinds "	161	243	161	290	38	6,556	9,169	6,348	5,474	4,610
Total Animals, living "	183	286	237	322	82	32,956	1,90,259	3,81,041	93,074	57,111
APPAREL (excluding HOSIERY AND BOOTS AND SHOES)—										
Apparel (including drapery, uniforms, accoutrements) Value	—	—	—	—	—	60,696	55,204	64,580	68,566	63,802
Gold and Silver thread "	—	—	—	—	—	29,810	30,492	1,25,227	2,81,184	10,728
Others "	—	—	—	—	—	3,016	2,575	2,464	893	188
Total Apparel, etc. "	—	—	—	—	—	93,522	88,261	1,92,271	3,50,643	74,608
ARMS, AMMUNITION, AND MILITARY STORES—										
Firearms, and parts thereof "	—	—	—	—	—	16,305	12,366	9,054	10,748	7,905
Others "	—	—	—	—	—	1,341	1,881	331	1,144	634
Total Arms, Ammunition, and Military stores "	—	—	—	—	—	16,646	14,247	10,285	11,892	8,629
ART, WORKS OF, other than PICTURES "	—	—	—	—	—	9,151	8,535	9,787	10,010	8,298
BOOKS, PRINTED, AND PRINTED MATTER (not being STATIONERY), including MAPS AND CHARTS Cwts.	126	175	206	259	244	16,587	15,152	20,456	32,111	24,061
BUILDING AND ENGINEERING MATERIALS, other than OF IRON, STEEL, OR WOOD—										
Cement Tons	448	346	407	191	111	30,133	22,359	25,995	12,961	8,358
Other sorts Value	—	—	—	—	—	8,122	8,233	5,134	5,329	54,379
Total Building and Engineering materials, other than of Iron, steel or wood "	—	—	—	—	—	38,255	25,592	31,129	18,290	62,737
CHEMICALS AND CHEMICAL PREPARATIONS (excluding CHEMICAL MANURES AND MEDICINES) "	—	—	—	—	—	29,767	28,855	28,201	35,930	34,844
CLOCKS AND WATCHES AND PARTS THEREOF "	—	—	—	—	—	41,965	35,419	33,340	13,201	3,645
COAL AND COKE										
Coal Tons	355	697	795	300	854	3,299	15,207	17,167	3,300	11,866
RYE, other than ROASTED OR GROUND Cwts.	14,336	18,568	16,991	19,670	11,266	7,17,581	9,04,848	9,01,721	10,50,933	5,60,169
ROPE—										
Unmanufactured Tons	908	656	587	851	618	81,043	98,570	79,363	97,505	52,410
Manufactured (excluding rope and belting) "	91	77	52	42	38	22,632	17,240	11,777	11,220	9,266
RYE Value	—	—	—	—	—	6,129	4,356	5,975	4,555	3,766
SUGAR AND MEDICINES (including CHEMICALS AND NARCOTICS) "	—	—	—	—	—	5,832	6,981	9,678	15,222	17,269

No. 13—continued
CEYLON—continued
IMPORTS THEREFROM—continued

ARTICLES	QUANTITY					VALUE				
	1926-27	1927-28	1928-29	1929-30	1930-31	1926-27	1927-28	1928-29	1929-30	1930-31
DYEING AND TANNING SUBSTANCES . . . Value	—	—	—	—	—	R	R	R	R	R
EARTHENWARE AND PORCELAIN—						5,468	10,84,266	87,843	4,626	1,619
Earthenware . . . "	—	—	—	—	—	5,110	10,020	9,730	5,857	6,019
Porcelain . . . "	—	—	—	—	—	19,400	12,475	6,995	4,325	4,493
Total Earthenware and Porcelain . . . "	—	—	—	—	—	24,519	23,095	16,725	10,182	11,412
FISH (excluding CANNED FISH) Owt.	942	966	858	1,165	1,083	14,134	16,861	13,181	16,581	10,016
FRUITS AND VEGETABLES—										
Fresh fruits and vegetables—										
Fresh fruits—										
Coconuts . . . No.	158,761	340,348	212,179	1,738,260	406,798	9,257	20,036	11,859	79,737	10,822
Others . . . Value	—	—	—	—	—	56,830	65,315	61,710	1,10,490	134,643
Fresh vegetables of all kinds . . . "	—	—	—	—	—	621	9,931	2,850	6,061	6,616
Fruits and vegetables: dried, salted, or preserved, not being canned or bottled . . . Tons	96	43	59	101	104	16,991	7,893	8,295	16,527	23,325
Total Fruits and Vegetables Value	—	—	—	—	—	83,699	1,03,175	84,714	2,19,715	1,84,406
FURNITURE AND CABINETWARE—										
Furniture of wood (other than bedsteads) . . . "	—	—	—	—	—	19,967	23,930	21,141	21,867	24,068
Furniture of other materials (other than bedsteads) . . . "	—	—	—	—	—	18,459	7,888	8,851	15,342	20,458
Others . . . "	—	—	—	—	—	6,265	5,336	6,602	4,722	6,961
Total Furniture and Cabinetware . . . "	—	—	—	—	—	44,691	37,654	36,594	41,931	51,482
GLASS AND GLASSWARE . . . "	—	—	—	—	—	18,237	11,967	21,563	23,718	26,415
GRAIN, PULSE AND FLOUR—										
Pulse . . . Tons	208	118	395	683	1,185	42,019	20,472	70,406	1,07,956	1,47,048
Rice not in the husk . . . "	130	157	25	68	22	23,074	25,030	6,489	10,244	4,553
Others . . . "	630	1,154	1,709	509	1,073	63,497	1,01,770	2,51,416	70,879	1,54,644
Total Grain, Pulse and Flour . . . "	968	1,429	2,129	1,260	2,280	1,28,590	1,47,272	3,28,311	1,89,079	3,07,145
HARDWARE (excluding CUTLERY AND ELECTRO-PLATED WARE)—										
Domestic hardware; other than enamelled iron-ware . . . Value	—	—	—	—	—	10,130	9,661	6,788	4,531	8,086
Other kinds . . . "	—	—	—	—	—	2,50,322	2,32,391	3,74,527	3,71,448	3,68,583
Total Hardware, etc. . . "	—	—	—	—	—	2,60,452	2,42,552	3,80,815	3,75,979	3,72,269
HIDES AND SKINS, RAW—										
Hides, raw . . . Tons	157	215	259	331	368	72,588	85,721	1,36,672	2,34,094	1,32,580
—No.	21,431	25,905	37,714	64,105	45,011					
Skins, raw . . . Tons	390	499	475	655	401	3,82,164	5,99,405	4,75,652	10,87,721	4,76,996
—No.	179,354	261,929	228,215	382,912	277,183					
Total Hides and Skins, raw . . . Tons	547	714	734	986	769	4,54,752	6,85,126	6,12,324	13,22,715	6,09,581
—No.	200,786	287,834	266,929	447,017	322,194					
INSTRUMENTS, APPARATUS, AND APPLIANCES AND PARTS THEREOF—										
Photographic—										
Cinematograph films						53,125	—	—	—	—
Length in feet (a) . . .	225,506	—	—	—	—	—	—	—	—	—
Raw films . . . "	—	—	20,060	1,985	6,400	—	—	517	556	256
Exposed films . . . "	—	168,791	910,253	553,172	314,928	—	41,579	1,75,546	1,40,301	70,824
Scientific and philosophical . . . Value	—	—	—	—	—	9,125	9,276	6,043	4,684	1,417
Other kinds . . . "	—	—	—	—	—	22,979	25,470	57,759	40,485	70,902
Total value of Instruments, Apparatus, and Appliances and parts thereof . . .	—	—	—	—	—	88,229	76,325	2,39,865	1,95,026	1,43,899
JEWELLERY (excluding IMITATION JEWELLERY AND PRECIOUS STONES AND PEARLS, UNSET), ALSO PLATE OF GOLD AND SILVER—										
Jewellery . . . "	—	—	—	—	—	1,04,312	1,73,574	23,715	20,310	13,560
Plate of gold and silver . . . "	—	—	—	—	—	2,783	92,950	6,872	11,154	4,182
Total of Jewellery . . . "	—	—	—	—	—	1,07,095	2,63,524	40,587	31,464	17,742

(a) Shown under sub-heads from 1927-28.

IMPORTS THEREFROM—continued

ARTICLES	QUANTITY					VALUE				
	1926-27	1927-28	1928-29	1929-30	1930-31	1926-27	1927-28	1928-29	1929-30	1930-31
LEATHER—										
Hides, tanned or dressed	Tons =No. 69 =19,491	73 =20,305	83 =23,374	45 =13,895	34 =9,291	} 1,16,037	} 1,21,981	} 1,25,336	} 71,662	} 51,034
Skins, tanned or dressed	Tons =No. .. =57	.. =714	1 =920	3 =1,052	1 =120					
Total Hides and Skins, tanned or dressed	Tons =No. 69 =19,548	73 =21,019	84 =23,294	48 =14,947	35 =9,420	1,16,270	1,23,077	1,28,231	76,939	51,476
LIQUORS including DENATURIZED AND PERFUMED SPIRITS—										
Spirit gals.	5,569	3,296	3,515	4,660	2,735	23,072	14,557	16,233	17,214	11,327
Other sorts of liquors "	1,353	127	45	211	310	3,478	1,963	1,069	1,610	2,076
Total Liquors "	6,922	3,423	3,560	4,871	3,045	26,550	16,520	17,352	18,824	13,403
MACHINERY AND MILLWORK—										
Prime-movers (other than electrical) Value	—	—	—	—	—	19,229	7,126	11,715	27,981	18,352
Tea machinery "	—	—	—	—	—	1,15,918	1,50,148	1,21,901	69,962	1,38,506
Other sorts of machinery "	—	—	—	—	—	66,899	90,707	83,091	81,046	62,302
Total Machinery and Millwork "	—	—	—	—	—	2,02,046	2,47,981	2,16,707	1,78,989	2,19,160
MANURES—										
Artificial and mineral manures Tons	10	168	635	8	1	894	27,163	35,028	911	72
Other sorts "	78	48	71	49	586	5,264	3,468	7,460	3,251	44,024
Total Manures "	88	216	706	57	587	6,148	30,631	42,488	4,162	44,096
MATCHES Gross of boxes	4,403	2,965	529	48	14	27,802	3,719	411	79	27
MATS AND MATTING, except GOIR AND RUBBER Sq. Yards	10,827	18,806	18,895	23,923	244,226	10,972	9,942	10,475	12,450	10,995
MINERALS AND ORES—										
Brass, Bronze, and similar alloys and manufactures thereof Cwts.	75	662	1,616	1,265	769	6,807	25,441	66,071	49,457	27,773
Copper (excluding ores) "	163	153	56	632	718	8,277	9,430	4,556	26,025	25,074
Iron or Steel—										
Beams, channels, pillars, girders, and bridge work Tons	16	32	45	29	233	5,442	6,857	16,351	7,811	62,138
Old for re-manufacture "	729	945	1,019	1,175	1,184	30,297	35,780	37,133	40,051	31,455
Tubes, pipes and fittings, wrought "	2	2	2	10	1	924	1,789	3,594	3,647	813
Other manufactures "	66	114	458	45	57	19,042	36,161	98,492	16,324	19,963
Total Iron or Steel "	813	1,083	1,524	1,259	1,475	55,705	80,587	1,48,270	67,838	1,14,369

No. 13—continued

CEYLON—continued

IMPORTS THEREFROM—continued

ARTICLES	QUANTITY					VALUE				
	1926-27	1927-28	1928-29	1929-30	1930-31	1926-27	1927-28	1928-29	1929-30	1930-31
METALS AND ORES—continued										
Lead—						R	R	R	R	R
Unwrought—										
Pig Cwts.	1,178	1,090	1,398	2,330	1,933	22,970	20,701	22,351	33,005	31,816
Wrought—										
Sheets for tea chests . . .	5,322	5,711	5,131	4,854	2,732	1,78,507	1,46,335	1,15,643	1,10,585	53,373
Other sorts	147	20	432	1,702	962	1,222	1,243	3,762	19,841	10,451
Total Lead (excluding Ore) . .	6,647	6,827	6,959	8,895	5,617	1,97,795	1,68,279	1,41,756	1,63,431	85,639
Others Tons	41	42	32	66	48	10,079	8,215	24,083	15,255	20,374
Total Metals (excluding Ores) . .	1,198	1,507	2,037	1,862	1,878	2,78,663	2,91,952	3,85,336	3,22,001	2,73,123
OILS—										
Essential Gals.	3,806	3,325	4,077	28,484	6,258	54,954	43,078	55,467	40,182	64,824
Mineral oils	2,603	30,618	33,503	18,278	11,627	3,408	13,142	23,108	16,623	12,355
Vegetable, non-essential—										
Coconut	46,957	1,438,894	2,385,490	1,544,602	1,201,667	1,21,290	35,43,044	54,01,010	31,84,421	18,27,034
Other sorts	624	817	444	600	442	6,122	3,759	2,254	2,807	1,118
Total Oils	53,990	1,473,054	2,423,514	1,567,114	1,219,994	1,85,774	36,03,023	55,76,839	32,55,038	10,35,032
Oilcakes Tons	33	113	88	64	55	2,114	11,639	12,082	7,170	3,492
PAINTS AND PAINTERS' MATERIALS—										
Paints and colours Cwts.	1,524	2,683	7,396	7,236	7,002	15,022	25,208	66,069	70,706	58,465
Painters' materials Value	—	—	—	—	—	40,510	51,771	6,644	5,022	2,080
PAPER AND PASTEBOARD Cwts.	868	240	11	93	33	12,384	4,230	788	2,332	1,071
PRECIOUS STONES, AND PEARLS, UNSET—										
Diamonds Value	—	—	—	—	—	7,33,545	3,55,698	37,359	2,029	380
Pearls	—	—	—	—	—	6,180	13,653	..	13,543	3,350
Other precious stones	—	—	—	—	—	2,47,974	1,34,236	72,864	69,407	42,039
Total Precious Stones and Pearls, unset . .	—	—	—	—	—	9,87,699	5,03,585	1,10,223	35,584	46,259
PROVISIONS AND OILMAN'S STORES—										
Biscuits and cakes Cwts.	251	364	293	100	37	27,047	35,282	30,225	9,241	3,750
Canned or bottled provisions	201	110	159	246	204	9,754	6,184	9,479	11,895	6,965
Confectionery	20	139	95	101	86	7,316	10,789	6,625	6,609	7,242
Farinaceous and patent foods—										
Farinaceous foods, in bulk	1,878	1,302	713	420	1,008	25,072	20,855	3,074	4,543	10,392
Milk foods for infants, etc.	81	1	4	30	6	17,436	656	1,031	4,304	1,245
Other sorts	56	21	12	36	23	2,992	273	240
Other sorts of provisions Value	—	—	—	—	—	56,708	57,247	68,296	98,448	69,588
Total Provisions and Oilman's stores . .	—	—	—	—	—	1,43,064	1,31,036	1,26,022	1,35,418	1,29,412
RUBBER—										
Raw Lbs.	26,649	62,605	30,020	223,400	1,75,599	32,343	73,460	13,084	1,71,245	1,11,107

ARTICLES	QUANTITY					VALUE				
	1926-27	1927-28	1928-29	1929-30	1930-31	1926-27	1927-28	1928-29	1929-30	1930-31
RUBBER—continued						R	R	R	R	R
Manufactures—										
Pneumatic motor covers No.	1,580	3,444	2,964	230	424	25,698	32,544	45,291	11,824	17,171
Solid rubber tyres for motor vehicles	224	133	16	9	44	1,646	11,403	2,594	867	3,152
Other manufactures	—	—	—	—	—	6,123	9,723	51,644	6,769	2,086
Value	—	—	—	—	—	—	—	—	—	—
Total Rubber manufactures	—	—	—	—	—	33,472	53,765	99,529	19,460	33,006
SEEDS—										
Oilseeds—										
Essential Tons	683	1,192	2,281	403	53	1,51,952	4,05,101	5,45,537	2,03,939	9,826
Non-essential—										
Copra or coconut kernel	32	1,282	579	119	58	13,054	4,87,018	2,04,586	49,118	22,121
Tea	6	2	6	9	5	40,842	22,233	19,427	17,396	9,161
Other sorts	62	65	45	315	91	16,764	16,477	22,396	11,707	9,031
Total Seeds	783	2,546	2,911	936	207	2,22,612	9,91,779	7,91,946	2,82,210	50,154
SHELLS AND COWRIES—										
Shells (chanks, sankhli, large ornamental shells, cowries, mother-of-pearl shells, and oyster shells)	10,316	19,363	13,976	9,766	9,352	1,54,445	1,76,302	1,56,844	46,146	54,277
Other sorts	—	—	—	—	—	4,888	10,835	5,461	9,769	7,751
Total Shells and Cowries	—	—	—	—	—	1,59,333	1,87,137	1,62,305	55,915	62,032
SOAP	73	131	673	395	194	5,497	12,379	27,973	13,734	7,391
SPICES—										
Betelnuts	193,564	113,577	130,409	120,503	169,817	34,56,504	32,39,640	35,25,529	33,58,006	35,37,331
Cardamoms	87	74	73	19	228	13,524	13,142	10,432	2,861
Chillies	366	162	890	382	909	10,684	3,034	15,298	8,114	19,041
Cinnamon	274	83	78	90	56	10,160	2,657	1,836	2,683	1,431
Cloves	35	74	476	214	139	1,901	4,022	23,881	16,919	8,301
Nutmegs	428	231	479	533	431	16,613	10,859	18,818	15,849	13,671
Pepper	4,644	123	1,563	960	333	1,44,938	5,505	1,04,196	78,369	19,471
Other sorts	80	198	70	157	90	5,164	9,599	9,207	10,170	7,171
Total Spices	120,391	114,675	134,039	122,917	171,685	36,46,192	32,39,790	37,11,907	35,10,634	36,09,311
STATIONERY (including PAPER)	—	—	—	—	—	11,520	8,274	9,217	7,291	5,496
SUGAR—										
Sugar, 16 Dutch Standard and above	2,106	2,804	4,042	3,632	—	5,29,884	6,28,639	8,92,035	8,32,266	—
Sugar 23 Dutch Standard and above	—	—	—	—	5,722	—	—	—	—	9,46,211
Other sorts	2	..	2	53	36	248	685	321
Total Sugar	2,106	2,804	4,044	3,632	5,724	5,29,937	6,28,675	8,92,883	8,32,951	9,46,541
TALLOW AND STEARINE	708	1,062	166	42	139	4,451	29,291	4,063	874	2,706
TEA—										
Black Lbs.	851,649	1,083,454	1,521,898	2,353,673	1,726,364	7,89,150	9,78,202	13,66,075	17,09,941	12,28,235
Green	175,897	277,523	316,025	222,151	414,781	1,26,909	1,78,106	2,58,112	1,78,077	3,12,843
Total Tea	1,027,546	1,360,977	1,837,923	2,581,024	2,141,145	9,16,059	11,56,308	16,24,187	18,88,018	15,41,078
TEA-CHESTS, ENTIRE OR IN SECTIONS	—	—	—	—	—	16,069	15,103	8,673	7,849	685
TEXTILES—										
Cotton—										
Raw Tons	452	..	1	3,33,330	767	3,170	..	406
Manufactures—										
Twist and Yarn Lbs.	91,644	56,436	800	2,581	918	26,430	16,600	241	1,214	376
Piecegoods—										
Grey (unbleached) . Yards	10,166	38,550	64,760	80,801	28,705	5,334	9,342	12,936	17,772	10,881
White (bleached) . . .	87,750	183,806	136,645	152,824	160,148	59,386	91,147	64,604	69,741	58,080
Coloured, printed, or dyed	230,516	235,021	293,188	272,505	306,316	1,47,587	1,55,272	1,56,321	1,34,468	1,20,111
Other sorts of manufactures	—	—	—	—	—	6,660	8,593	15,067	12,976	8,867
Total Cotton manufactures (including twist and yarn)	—	—	—	—	—	2,45,397	2,80,963	2,49,169	2,36,185	1,93,316

No. 13—continued
CEYLON—continued
IMPORTS THEREFROM—concluded

ARTICLES	QUANTITY					VALUE				
	1926-27	1927-28	1928-29	1929-30	1930-31	1926-27	1927-28	1928-29	1929-30	1930-31
TEXTILES—continued						R	R	R	R	R
Haberdashery and millinery . . . Value	—	—	—	—	—	8,338	16,909	18,200	8,770	6,314
Jute—										
Manufactures—										
Gunny bags . . . No.	4,544,773	5,850,528	5,600,702	5,052,131	4,463,053	14,51,427	10,00,354	17,04,160	15,07,833	12,03,236
Other manufactures Value .	—	—	—	—	—	4,765	402	4,881	18,452	339
Total Jute Manufactures . .	—	—	—	—	—	14,56,192	16,00,756	17,09,041	15,26,285	12,04,175
Silk—										
Silk piecegoods . . Yards	6,020	4,787	5,449	8,243	8,721	12,498	10,221	10,831	17,141	16,256
Other sorts . . . Value	—	—	—	—	—	4,630	1,115	1,328	13,330	15,270
Total of Silk Manufactures (including silk yarn, noils, etc.) . . .	—	—	—	—	—	17,127	11,336	12,159	30,471	31,526
Wool manufactures . . .	—	—	—	—	—	11,538	10,803	36,447	8,871	6,399
TOYS AND REQUISITES FOR GAMES AND SPORTS including FISHING TACKLE . . .	—	—	—	—	—	6,275	12,278	24,408	8,240	6,853
UMBRELLAS AND UMBRELLA FITTINGS . . .	—	—	—	—	—	24,334	43,192	33,540	45,364	42,303
VEHICLES, excluding LOCOMOTIVES, ETC., FOR RAILWAYS—										
Mechanically propelled vehicles (excluding Railway locomotives and tractors)—										
Motor cars (including taxi-cabs) . . . No.	24	38	49	81	50	68,408	1,36,841	1,26,130	82,002	1,25,139
Motor cycles (including Scooters) . . .	8	11	13	22	17	3,057	4,730	5,221	9,642	6,305
Motor omnibuses, motor vans and motor lorries . .	1	12	17	2	29	2,120	15,735	27,057	3,320	34,423
Parts of mechanically propelled vehicles and accessories, other than of aircraft (excluding rubber tyres) . . . Value	—	—	—	—	—	7,249	20,004	12,710	14,409	13,994
Total Mechanically propelled vehicles (excluding railway locomotives and tractors) . . .	—	—	—	—	—	81,794	1,78,210	1,71,127	1,10,273	1,70,861
Ships, parts of . . .	—	—	—	—	—	4,115	547	2,338	12,133	1,063
Other kinds of Vehicles . . .	—	—	—	—	—	5,933	5,018	3,652	3,025	1,923
Total Vehicles, excluding Locomotive, etc., for railways . . .	—	—	—	—	—	91,842	1,83,775	1,77,117	1,25,431	1,83,752
WOOD AND TIMBER—										
Other kinds of wood and timber . . . Value	—	—	—	1	—	1,03,973	90,394	97,880	57,379	55,548
Manufactures of wood, other than furniture and cabinet ware . . .	—	—	—	3	—	29,720	26,488	42,402	15,353	35,386
Total Wood and Timber . . .	—	—	—	—	—	1,33,693	1,16,882	1,40,282	72,732	90,934
POSTAL ARTICLES NOT SPECIFIED . . .	—	—	—	—	—	12,10,547	8,76,006	6,83,450	5,51,122	5,76,495
ALL OTHER ARTICLES OF MERCHANDISE . . .	—	—	—	—	—	1,92,051	2,44,376	3,33,333	2,59,203	1,27,708
GRAND TOTAL . . .	—	—	—	—	—	1,37,14,918	1,00,06,847	2,10,40,666	1,20,16,613	1,43,46,619

No. 13—continued
CEYLON—continued
EXPORTS THERETO

INDIAN MERCHANDISE

ARTICLES	QUANTITY					VALUE				
	1926-27	1927-28	1928-29	1929-30	1930-31	1926-27	1927-28	1928-29	1929-30	1930-31
ANIMALS, LIVING—						R	R	R	R	R
Cattle (excluding sheep and goats) No.	11,523	11,448	7,005	1,639	959	6,00,221	6,71,832	3,66,521	1,03,875	97,482
Horses "	18	..	39	11	5	26,780	..	82,500	16,500	14,000
Sheep and goats "	86,150	112,013	117,018	131,313	82,893	15,90,725	21,04,865	28,28,151	24,26,130	16,57,830
Other kinds "	214,386	267,258	286,876	224,411	137,677	2,08,358	3,01,728	2,80,706	2,04,011	1,31,177
Total Animals, living "	312,072	390,719	410,938	357,374	221,534	24,26,084	30,77,925	30,57,878	27,50,516	19,00,489
APPAREL (including DRAPEY, UNIFORMS, AND ACCOUTREMENTS, BUT excluding HOSIERY AND BOOTS AND SHOES) Value	—	—	—	—	—	98,550	57,359	1,11,736	1,32,827	78,309
ART, WORKS OF "	—	—	—	—	—	7,610	1,41,672	13,779	8,453	6,836
BOOKS, PRINTED, AND PRINTED MATTER (not being STATIONERY), including MAPS AND CHARTS Cwts.	884	1,077	1,269	1,879	1,326	1,12,337	1,51,815	1,74,445	2,11,801	1,94,405
BOOTS AND SHOES Pairs	26,005	62,420	59,394	62,229	37,716	56,593	1,01,725	1,00,683	92,387	67,573
BUILDING AND ENGINEERING MATERIALS, other than of IRON, STEEL OR WOOD—										
Bricks No.	107,100	367,854	93,719	277,443	100,054	13,023	27,221	8,098	23,321	12,079
Chalk and lime Cwts.	39,003	23,923	10,252	19,704	10,913	40,764	32,320	15,837	28,945	11,688
Tiles No.	6,956,145	6,901,941	9,076,392	9,552,292	6,133,928	3,75,710	3,80,923	5,47,586	5,40,488	3,35,702
Other kinds Cwts.	2,918	2,708	1,308	1,365	1,820	6,310	8,329	7,112	6,234	4,506
Total Building and Engineering materials Value	—	—	—	—	—	4,44,807	4,48,703	5,79,533	5,98,688	3,63,975
CANDLES OF ALL KINDS Lbs.	868,408	1,037,660	891,172	1,116,480	853,520	2,44,387	2,01,833	2,50,693	3,18,973	2,40,190
CHEMICALS AND CHEMICAL PREPARATIONS (excluding CHEMICAL MANURES AND MEDICINES)—										
Potassium compounds—										
Saltptre Cwts.	68,491	64,116	66,788	62,680	53,631	7,28,083	7,13,894	6,23,324	5,01,421	4,29,514
Other sorts of chemicals Value	—	—	—	—	—	26,893	26,031	36,791	34,567	37,723
Total Chemicals, etc. "	—	—	—	—	—	7,54,976	7,39,925	6,60,615	5,35,988	4,67,237
COAL AND COKE Tons	242,948	383,500	348,744	341,366	296,416	83,15,127	49,39,939	41,66,216	41,19,126	36,25,830
COFFEE Cwts.	481	432	374	451	332	42,305	38,852	35,384	42,456	27,132
COIR—										
Manufactured (excluding rope) Tons	142	160	197	125	110	52,940	53,673	71,344	48,379	40,197
CORDAGE AND ROPE OF VEGETABLE FIBRE (excluding JUTE AND COTTON) Cwts.	1,331	1,142	1,358	900	694	55,259	42,791	45,030	31,267	23,191
DRUGS AND MEDICINES (excluding CHEMICALS AND NARCOTICS) Value	—	—	—	—	—	1,03,397	1,11,717	1,01,596	1,15,764	90,503
DYEING AND TANNING SUBSTANCES—										
Barks for tanning Cwts.	7,580	4,693	1,568	3,054	1,852	54,751	20,112	9,013	14,830	7,830
Cutch and gambler "	823	918	853	953	754	24,183	26,935	26,506	27,843	19,781
Myrobalans "	2,165	1,250	813	4,392	580	13,299	7,753	2,683	29,743	4,831
Turmeric "	9,026	9,132	10,753	11,737	12,224	81,722	1,12,417	1,81,228	1,80,031	1,38,006
Other sorts "	464	1,828	3,098	4,278	1,916	3,785	18,295	17,530	19,680	17,279
Total Dyeing and Tanning substances "	20,038	17,871	16,585	24,414	17,326	1,77,745	1,85,512	2,36,910	2,72,137	1,87,786
EARTHENWARE AND PORCELAIN (including FIBRE OF EARTHENWARE) Value	—	—	—	—	—	37,315	40,815	42,943	35,056	32,470
FIBRE FOR BRUSHES AND BROOMS Tons	18	4	18	61	22	1,650	1,362	6,375	20,516	4,933

No. 13—continued
 CEYLON—continued
 EXPORTS THERE TO—continued

INDIAN MERCHANDISE—continued

ARTICLES	QUANTITY					VALUE				
	1926-27	1927-28	1928-29	1929-30	1930-31	1926-27	1927-28	1928-29	1929-30	1930-31
FISH (excluding CANNED FISH)										
Fish, dry, unsalted . Cwts.	81,967	63,452	82,489	48,425	66,706	16,26,684	11,56,532	15,31,076	7,24,983	10,91,229
" " salted . "	161,402	236,545	203,073	221,197	1,84,120	40,49,514	55,96,546	44,89,091	49,59,101	42,52,151
Fishmaws and Sharkfins . "	1,650	148	1,159	854	15	8,177	12,389	45,323	42,118	1,150
Fish, wet, salted (mgay) . "	6,732	14,205	8,258	11,301	7,202	56,045	58,246	48,010	69,940	50,382
Total of Fish . "	251,751	314,350	294,979	281,777	2,58,043	57,42,320	68,23,713	61,14,100	57,96,142	53,95,612
PODDER, BRAN, AND POLLARDS (excluding OILCAKE) . Tons	6,157	5,960	6,552	6,119	7,368	4,90,292	5,18,993	5,21,318	5,26,391	4,98,792
FRUITS AND VEGETABLES—										
Fresh fruits and vegetables—										
Fresh fruits . Value	—	—	—	—	—	25,531	83,628	31,623	41,525	13,636
Fresh vegetables of all kinds . "	—	—	—	—	—	35,57,606	26,91,318	23,43,464	24,45,492	24,83,278
Fruits and vegetables : dried, salted, or preserved, all sorts . Tons	2,304	3,646	3,361	3,497	1,860	5,41,280	6,76,585	6,47,657	5,06,909	2,55,795
Total Fruits and Vegetables . Value	—	—	—	—	—	41,24,417	34,51,781	35,22,744	29,98,926	27,52,709
FURNITURE AND CABINET-WARE . "	—	—	—	—	—	11,681	12,580	16,773	25,044	19,261
GLASS AND GLASSWARE . "	—	—	—	—	—	14,146	23,344	10,235	15,441	10,434
GRAIN, PULSE, AND FLOUR—										
Barley . Tons	119	111	114	98	52	19,620	16,618	18,682	15,519	5,262
Jowar and bajra . "	13	50	47	65	129	2,016	6,772	7,183	11,247	15,647
Oats . "	477	630	602	361	62	94,388	1,21,334	1,00,828	69,898	10,710
Pulse—										
Beans . "	578	933	1,025	755	992	1,01,987	1,56,658	1,36,212	1,16,254	1,17,631
Gram . "	2,856	3,364	3,209	3,930	3,015	5,19,071	5,72,425	5,74,340	5,28,286	4,79,110
Lentils . "	459	488	933	776	413	1,11,371	1,09,619	2,24,673	1,02,449	94,456
Other sorts . "	14,191	14,071	11,896	11,698	13,056	24,36,649	24,48,524	28,25,171	24,48,237	19,21,254
Total Pulse . "	18,084	18,856	17,052	17,154	17,476	31,69,078	32,87,221	32,60,396	32,80,276	26,12,451
Rice in the husk . "	20,159	33,726	42,776	22,374	17,413	20,38,180	34,58,116	39,44,831	17,83,805	10,70,355
Rice, not in the husk—										
Boiled rice . "	378,438	442,855	401,323	404,034	423,536	6,04,42,238	7,20,52,595	6,42,07,697	6,15,08,636	5,38,73,974
Cleaned rice . "	2,799	4,006	4,742	1,630	2,407	5,59,410	8,08,659	9,73,932	2,94,538	3,33,331
Broken cleaned rice . "	17,741	13,332	10,862	19,506	17,997	28,58,598	18,60,830	18,63,459	25,14,939	18,98,355
Other sorts . "	181	211	217	236	297	54,030	61,316	68,327	90,238	84,833
Total Rice, not in the husk . "	399,159	460,903	17,149	426,345	444,237	6,97,09,266	7,47,78,450	6,66,13,416	6,44,08,451	5,61,90,543
Rice flour and ground rice . "	17	21	16	28	17	3,771	5,031	3,792	6,859	3,160
Wheat . "	22	24	26	33	75	6,575	6,755	6,114	8,296	13,592
Wheat flour . "	3,975	4,139	2,022	1,391	1,254	9,14,452	9,05,997	4,40,009	2,32,027	2,20,917
Other sorts . "	70	98	142	120	113	14,677	21,148	27,428	23,371	18,208
Total Grain, Pulse, and Flour . "	442,095	518,558	479,945	467,869	480,828	7,59,71,972	8,20,07,442	7,44,23,678	6,98,89,244	6,01,60,845
HARDWARE AND CUTLERY (including PLATED WARE) . Value	—	—	—	—	—	2,48,294	2,45,736	1,96,593	2,42,874	2,21,384
HIDES AND SKINS, RAW . Tons	2	2	2	1	—	—	—	—	—	—
=No. . "	—5,208	—17,609	—17,609	—16,506	—11,468	5,072	25,873	15,050	15,277	11,194
HORNS, TIPS AND PINCES OF HORN . Cwts.	300	260	560	730	770	2,250	2,570	5,600	8,400	7,423
INSTRUMENTS, APPARATUS, AND APPLIANCES, AND PARTS THEREOF . Value	—	—	—	—	—	1,79,639	2,38,248	1,18,716	1,13,008	90,855
JEWELLERY (excluding Imitation Jewellery and Precious Stones and Pearls Unset), Also Plate of Gold and Silver . Cwts.	68	96	244	117	134	1,690	5,388	3,336	1,219	4,240
LACQUERED WARE (OF INDIAN MANUFACTURE) . Value	—	—	—	—	—	7,781	16,640	35,215	15,358	9,424
LEATHER—										
Hides, tanned or dressed . Tons	1	..	2	1	..	18,735	14,154	18,945	13,007	4,292
=No. . "	—28,422	—1,841	—2,654	—2,010	—1,328	—	—	—	—	—
Skins, tanned or dressed . Tons	3	15,573	7,365	6,230	11,373	5,318
Goat skins . =No. . "	—11,980	—8,941	—4,602	—9,996	—3,052	—	—	—	—	—
=No. . "	18	7	10	4	1	—	—	—	—	—
Sheep skins . Tons	—89,414	—49,566	—42,893	—25,535	—23,914	77,112	43,431	33,965	21,600	18,490
=No. . "	..	3	..	3	..	—	—	—	—	—
Other skins . Tons	—642	—45,327	—1,122	—10,193	—2,009	1,379	110,075	2,268	27,303	2,709
=No. . "	21	10	10	6	1	—	—	—	—	—
Total Skins, tanned or dressed . =No. . "	—82,033	—104,334	—43,617	—45,724	—33,975	94,504	1,60,921	42,463	61,276	27,017

No. 13—continued
 CEYLON—continued
 EXPORTS THERETO—continued

INDIAN MERCHANDISE—continued

ARTICLES	QUANTITY					VALUE				
	1926-27	1927-28	1928-29	1929-30	1930-31	1926-27	1927-28	1928-29	1929-30	1930-31
LEATHER—						R	R	R	R	R
Unwrought . . . Cwts.	34	9	14	52	105	5,122	2,600	3,888	13,618	20,2
Manufactures (excluding boots and shoes) . . . Value	—	—	—	—	—	43,602	64,748	48,004	57,149	46,6
Total Leather . . . "	—	—	—	—	—	1,57,023	2,42,423	1,13,800	1,45,060	98,2
MACHINERY AND MILL- WORK . . . Value	—	—	—	—	—	19,435	20,648	5,242	13,417	7,1
MANURES—										
Bones—										
Crushed . . . Tons	2,323	2,577	3,169	2,387	1,625	2,33,655	2,59,204	3,19,387	2,45,940	1,61,65
Uncrushed . . . "	530	97	117	50	..	44,983	5,592	9,825	3,498	..
Bonemeal . . . "	13,940	11,040	9,005	10,963	12,833	12,50,992	10,80,497	8,75,723	9,00,208	10,44,04
Total Bones . . . "	16,793	14,314	12,351	13,400	14,463	15,29,630	13,45,293	12,04,935	12,09,736	12,06,20
Fish manures . . . "	2,408	4,113	2,939	2,103	919	3,29,669	5,78,536	3,05,387	2,23,627	1,28,28
Fish guano . . . "	1,819	1,469	1,184	291	275	3,03,747	2,47,152	1,98,789	83,061	44,43
Total Fish manures and guano . . . "	4,222	5,582	4,123	2,394	1,194	6,33,416	8,25,686	5,04,626	2,56,688	1,72,72
Hornmeal . . . "	18	145	144	120	89	1,900	22,750	16,950	15,430	10,24
Sulphate of ammonia . . . "	4,296	2,852	10	..	4,850	7,09,109	4,00,458	2,050	..	5,62,00
Other kinds . . . "	4,511	3,732	3,179	1,964	2,213	7,72,386	6,32,984	4,79,148	3,63,088	3,38,62
Total Manures . . . "	29,840	26,125	19,807	17,878	22,809	36,46,441	32,27,171	22,07,709	18,44,942	22,90,45
MATS AND MATTING, except silk and rubber . . . Sq. Yards	402,228	301,859	274,366	205,474	362,716	30,732	31,720	36,233	20,093	49,074
METALS AND ORES—										
Brass, Bronze, and similar alloys, wrought . . . Cwts.	4,880	5,929	5,288	4,085	4,012	5,83,007	6,77,920	4,89,302	4,53,834	2,95,101
Copper, excluding ore . . . "	1,647	2,106	1,397	781	564	1,57,302	1,79,149	1,15,624	63,582	51,348
Iron or Steel, excluding ore Tons	451	485	685	201	128	28,080	26,754	35,031	12,630	10,266
Lead . . . Cwts.	94,192	85,808	77,748	87,927	68,591	22,39,397	17,08,369	15,86,818	10,58,823	11,70,224
Other metals . . . "	7,624	11,866	243	87	313	3,11,687	4,01,476	19,516	12,478	83,917
Total Metals and Ores Tons	5,561	5,181	4,919	4,875	3,802	30,78,784	26,02,435	22,46,290	22,01,347	15,69,263
OILS—										
Animal . . . Gals.	..	2,622	2,105	211	602	..	4,213	6,085	675	1,695
Essential . . . "	410	1,268	2,816	2,724	1,894	7,310	21,107	47,400	45,054	27,006
Mineral . . . "	48,329	58,957	48,630	23,557	9,882	46,348	54,524	53,050	48,575	23,198
Vegetable, non-essential—										
Castor . . . "	24,016	31,295	25,170	25,048	21,550	48,038	69,980	54,438	50,981	40,500
Coconut . . . "	978	1,574	648	1,458	624	5,297	8,467	2,732	7,897	3,835
Groundnut . . . "	20,951	33,715	35,946	28,958	18,404	50,356	67,566	62,892	47,946	24,585
Linseed . . . "	3,126	5,748	3,613	5,377	1,508	7,937	14,108	9,038	13,547	3,606
Sesamum (til or jinjili) . . . "	6,914	15,695	13,432	11,865	8,069	20,187	45,310	37,831	30,848	19,736
Other sorts . . . "	13,462	15,083	12,988	13,709	11,574	28,476	29,983	25,599	26,914	21,220
Total Vegetable, non-essential . . . "	69,447	103,110	91,797	87,015	61,729	1,60,891	2,35,304	1,92,030	1,78,133	1,18,488
Total Oils . . . "	118,235	165,999	145,348	113,507	74,107	2,13,006	3,15,285	2,08,545	2,72,437	1,65,387
OILCAKES—										
Castor cake . . . Tons	153	50	1,107	111	861	13,912	3,424	1,27,857	10,554	40,068
Groundnut cake . . . "	32,199	29,745	25,058	25,580	21,613	35,57,913	32,50,443	26,80,225	26,78,409	16,04,571
Rape and sesamum cake . . . "	18,050	16,543	17,330	16,481	14,835	31,06,222	25,58,116	24,52,414	19,84,785	15,31,775
Other Sorts . . . "	1,745	588	1,607	1,148	1,444	2,46,153	48,535	1,94,798	1,13,652	82,697
Total Oilcakes . . . "	52,156	46,926	45,602	43,300	38,753	69,24,200	58,60,523	54,55,264	47,87,403	33,58,101

No. 13—continued

CEYLON—continued

EXPORTS THERE TO—continued

INDIAN MERCHANDISE—continued

ARTICLES	QUANTITY					VALUE				
	1926-27	1927-28	1928-29	1929-30	1930-31	1926-27	1927-28	1928-29	1929-30	1930-31
PAINTS AND PAINTERS' MATERIALS . . . Value	—	—	—	—	—	R 12,815	R 7,374	R 7,327	R 14,576	R 7,756
PARAFFIN WAX . . . Tons	15	21	42	25	21	6,860	9,555	19,144	11,620	9,205
PERFUMERY (not being FRAGRANCED SPIRITS) . . . Value	—	—	—	—	—	32,145	31,190	33,452	39,235	33,053
PRINTING AND LITHO- GRAPHING MATERIALS (excluding PAPER) . . . "	—	—	—	—	—	16,075	39,608	17,388	26,833	14,499
PROVISIONS AND OILMAN'S STORES—										
Butter Cwts.	2,489	2,183	2,104	2,157	1,986	2,70,519	2,45,356	2,19,397	2,25,525	1,96,309
Ghi "	4,048	4,348	3,786	2,973	2,405	3,74,065	3,990	3,22,757	2,36,618	1,88,017
Pickles, chutnies, and condiments "	608	901	925	596	413	25,294	26,020	26,861	21,570	13,523
Other sorts of provi- sions Value	—	—	—	—	—	2,38,951	3,31,864	3,32,311	4,16,449	3,31,543
Total Provisions and Oil- man's stores "	—	—	—	—	—	9,08,829	9,27,830	9,01,828	9,00,162	7,79,397
RAILWAY PLANT AND ROLLING-STOCK (a) . . . "	—	—	—	—	—	800	—	—	—	—
RUBBER, RAW Lbs.	4,799,539	5,483,070	6,313,931	5,806,867	5,324,637	60,32,134	61,41,470	61,73,433	61,02,148	42,20,638
" MANUFACTURE Value	—	—	—	—	—	24,951	45,526	6,265	23,609	8,708
SALT Tons	15,916	14,694	10,150	1	3	2,98,543	2,79,139	1,39,114	240	429
SEEDS—										
Oilseeds—										
Essential—										
Ajama Tons	16	19	31	17	18	5,826	7,233	10,768	6,570	7,005
Coriander "	700	1,077	380	104	351	2,03,513	3,88,987	1,33,972	19,377	72,716
Cummin (other than black) "	22	9	14	8	263	13,666	7,105	10,400	6,455	2,10,224
Fennel "	117	173	246	216	213	43,883	71,422	1,01,878	88,151	83,953
Fenugreek "	325	345	293	330	353	1,04,462	1,20,101	97,303	1,07,753	1,27,077
Other sorts "	19	15	37	26	11	6,193	5,331	11,669	10,106	4,127
Total Seeds, Essential . . . "	1,199	1,638	1,001	701	1,209	3,82,553	6,00,179	3,55,990	2,38,412	6,05,102
Non-essential—										
Cotton "	929	1,165	876	933	801	1,05,092	1,39,021	1,16,198	1,05,611	87,255
Groundnuts "	362	451	335	453	486	66,115	86,804	64,250	79,401	62,612
Mustard "	2	16	8	12	92	934	5,148	3,230	4,371	19,357
Poppy "	17	23	39	26	20	7,020	8,655	12,530	10,570	9,915
Rape "	310	367	298	237	172	1,05,856	1,15,440	86,015	69,726	59,150
Sesamum (oil or jinji) . . . "	634	1,032	1,121	516	133	1,96,730	5,68,155	2,97,679	1,48,292	37,122
Other sorts "	22	44	18	30	17	3,475	16,602	6,067	7,611	4,785
Total Seeds, non-essential . . . "	2,326	3,998	2,695	2,207	1,721	4,90,223	9,40,485	5,84,969	4,25,532	2,69,196
Other than oilseeds "	38	243	191	16	20	11,407	76,652	63,430	7,799	8,443
Total Seeds "	2,563	5,879	3,887	2,926	2,950	8,84,243	16,17,316	10,04,889	6,71,703	7,82,746
SOAP Cwts.	60	171	166	214	99	572	2,623	5,189	12,662	5,743

a) Discontinued from 1928-29.

No. 13—continued
 CEYLON—continued
 EXPORTS THERETO—continued

INDIAN MERCHANDISE—continued

ARTICLES	QUANTITY					VALUE				
	1926-27	1927-28	1928-29	1929-30	1930-31	1926-27	1927-28	1928-29	1929-30	1930-31
Specimens illustrative of natural sciences . Value	—	—	—	—	—	4,410	843	1,112	12,712	929
SPICES—										
Cardamoms . . . Cwts.	11	18	25	9	99	2,008	7,980	7,176	1,194	22,967
Chilies "	123,011	138,900	143,300	134,961	152,619	34,91,953	33,96,522	29,88,727	35,57,229	29,94,843
Ginger "	1,675	1,915	2,688	2,988	2,533	55,395	56,701	1,14,134	1,25,947	83,205
Pepper "	1,559	2,073	1,435	1,708	2,225	1,10,947	1,73,047	1,34,428	1,44,737	88,102
Other sorts "	65	223	71	24	4	2,325	2,099	2,344	833	269
Total Spices . . .	126,321	143,129	147,609	139,780	157,480	36,63,123	36,36,349	32,47,309	38,29,940	31,89,386
STATIONERY (excluding PAPER) . Value	—	—	—	—	—	15,699	22,849	16,214	16,773	14,530
STONE AND MARBLE . Tons	3,668	3,275	1,275	2,404	1,103	27,151	32,321	16,216	18,548	7,704
SUGAR—										
Sugar, 16 Dutch standard and above* . . . "	62	37	48	65	—	9,593	11,808	17,711	20,554	—
Sugar 23 Dutch standard and above "	—	—	—	—	37	—	—	—	—	13,586
Sugar, 15 Dutch standard and below "	410	534	453	114	353	90,309	1,28,785	1,05,597	28,179	62,110
Molasses including palmyra and cane jaggery . . . "	1,319	1,308	1,183	978	390	3,06,960	2,91,881	2,65,151	2,27,120	99,496
Confectionery (a) "	113	—	—	—	—	90,557	—	—	—	—
Total Sugar . . .	1,004	1,879	1,689	1,157	780	5,13,424	4,27,534	3,88,459	2,76,853	1,75,192
TALLOW AND STEARINE (including GREASE AND ANIMAL FAT) . . . Cwts.	41	269	277	26	..	1,945	6,325	5,936	829	..
TEA, BLACK Lbs.	4,427,361	4,716,351	4,643,215	3,733,103	5,005,974	31,23,963	33,58,290	32,98,990	26,59,011	37,06,645
FABRICS—										
Cotton—										
Raw Tons	755	907	970	840	1,048	10,24,987	10,21,869	11,22,470	9,15,040	10,72,765
Waste Cwts.	3,104	3,832	2,910	2,06	2,036	99,882	1,05,727	99,809	1,02,180	59,362
Twist and yarn . . . Lbs.	121,037	92,966	98,055	119,117	260,745	1,04,133	70,242	71,494	1,27,353	1,45,411
Manufactures—										
Canvas Yards	6,222	3,195	8,241	2,025	945	6,051	2,508	6,133	870	472
Hosiery Value	—	—	—	—	—	6,703	3,059	14,966	7,398	18,139
Place goods—										
Grey (unbleached) Yards	353,860	252,283	354,160	74,797	79,112	1,41,269	1,09,837	1,40,080	39,934	25,708
White (bleached) . . "	247,067	219,866	136,449	233,002	53,103	1,35,508	1,09,409	54,090	83,390	23,789
Coloured, printed, or dyed "	21,075,714	19,176,923	17,344,862	18,459,566	17,481,251	1,05,25,946	84,81,930	80,55,004	78,10,325	72,44,415
Total Place goods . .	21,076,641	19,649,072	17,835,471	18,767,365	17,613,466	1,08,02,721	87,01,226	82,49,124	79,33,649	72,93,912
Thread, sewing . . . Lbs.	24,706	20,688	32,358	18,555	9,152	42,776	30,825	34,464	35,667	11,700
Other sorts of manufactures . Value	—	—	—	—	—	1,02,580	1,08,393	95,200	83,021	75,009
Total Cotton manufactures (including twist and yarn) . . .	—	—	—	—	—	1,11,24,069	89,11,251	84,71,431	81,78,458	75,44,703

(a) Shown under "Provisions and Ollman's Stores" from 1927-28.
 * Subdivided from 1930-31.

No. 13—continued
 CEYLON—continued
 EXPORTS THEREOF—continued

INDIAN MERCHANDISE—concluded

ARTICLES	QUANTITY					VALUE				
	1926-27	1927-28	1928-29	1929-30	1930-31	1926-27	1927-28	1928-29	1929-30	1930-31
						R	R	R	R	R
TEXTILES—continued										
Flax manufactures . . . Value	—	—	—	—	—	500	1,690	3,474	1,122	3,403
Haberdaashery and Millinery "	—	—	—	—	—	16,532	29,346	86,830	42,337	10,924
Hemp, Raw . . . Cwts.	552	378	546	532	357	7,808	5,072	6,456	7,607	5,103
" Manufactures . . . Value	—	—	—	—	—	2,992	2,002	2,927	4,312	4,181
Jute—										
Manufactures—										
Sacking gunny bags . . No.	1,747,749	1,492,868	1,708,215	1,730,694	1,519,211	8,52,128	6,69,737	7,51,188	6,55,000	4,41,720
Hessian " " " "	2,750	5,324	40,000	57,250	4,000	11,711	2,337	12,400	43,845	960
Total Gunny bags . . "	1,750,499	1,498,190	1,748,215	1,787,944	1,523,211	8,63,839	6,72,074	7,63,588	6,98,845	4,42,680
Sacking gunny cloth . . Yards	7,000	100	—	25,000	..	2,940	55	—	4,750	..
Hessian gunny cloth "	3,158,508	3,319,070	3,445,362	3,241,640	2,999,000	6,72,610	7,72,242	8,52,688	6,74,835	3,37,392
Rope and twine . . . Cwts.	3,832	3,781	3,926	3,931	4,498	1,01,385	73,792	75,853	75,188	91,632
Other kinds . . . Value	—	—	—	—	—	10,492	23,510	18,413	18,658	9,211
Total Jute manufactures (including twist and yarn)	—	—	—	—	—	16,51,216	15,41,673	17,10,542	14,72,276	8,80,915
Silk manufactures—										
Goods of silk mixed with other materials "	56,473	726,262	560,377	225,914	154,553	43,874	4,23,241	2,95,068	1,16,304	50,813
Piece goods . . . Yards	11,842	12,547	7,802	11,032	2,638	12,871	15,800	7,347	13,223	3,308
Other sorts . . . Lbs.	..	446	..	7	32	..	2,911	..	103	282
Total Silk manufactures Value	—	—	—	—	—	61,745	4,40,952	3,02,405	1,29,630	54,353
Wool manufactures—										
Carpets and rugs . . . Lbs.	467,757	385,076	367,038	419,279	339,168	2,71,403	1,99,809	1,01,355	3,00,209	1,48,186
Other sorts . . . Value	—	—	—	—	—	86,304	6,043	1,451	7,450	19,330
Total Woollen manufac- tures . . . "	—	—	—	—	—	3,07,797	2,05,852	1,02,806	3,07,659	1,67,516
Other Textiles (manu- factured) . . . "	—	—	—	—	—	..	3,926	1,17,199	3,49,517	4,66,826
TOBACCO—										
Unmanufactured . . . Lbs.	107,960	84,270	130,685	139,050	129,308	47,682	37,448	57,383	55,314	45,817
Manufactured . . . "	219,452	298,083	239,960	236,181	250,396	2,24,415	2,70,100	2,50,681	2,34,334	2,22,462
TOYS AND REQUISITES FOR GAMES AND SPORTS, including FISHING TACKLE (other than FIREARMS) . . . Value	—	—	—	—	—	17,069	16,098	18,118	32,333	20,063
UMBRELLAS, including PARASOLS AND SUNSHADES No.	92,101	110,801	114,196	61,954	85,967	1,82,357	1,90,162	1,95,626	1,03,185	50,779
WAX OF ALL KINDS, other than PARAFFIN WAX (excluding CANDLES) . . Cwts.	366	378	260	317	353	32,109	41,005	28,798	14,736	16,277
WOOD AND TIMBER—										
Teak wood . . . Cubic Tons	5,420	4,088	3,327	2,023	1,436	8,29,273	6,30,020	5,47,580	3,00,705	2,25,394
Manufactures of wood (other than furniture and cabinetware) . . Value	—	—	—	—	—	18,232	18,812	10,499	18,785	9,707
Other kinds of wood and timber . . . "	—	—	—	—	—	60,913	14,370	25,474	46,963	16,300
Total Wood and Timber "	—	—	—	—	—	9,08,468	6,63,202	5,83,553	3,61,408	2,51,401
OSTAL ARTICLES . . . "	—	—	—	—	—	39,60,527	52,60,033	33,96,631	35,85,325	29,01,608
ALL OTHER ARTICLES OF MERCHANDISE . . . "	—	—	—	—	—	3,12,109	1,86,600	1,88,207	1,92,513	1,92,619
GRAND TOTAL . . . "	—	—	—	—	—	14,44,04,994	15,22,45,692	13,76,69,135	12,76,59,403	11,03,36,361

FOREIGN MERCHANDISE

ARTICLES	QUANTITY					VALUE				
	1926-27	1927-28	1928-29	1929-30	1930-31	1926-27	1927-28	1928-29	1929-30	1930-31
ANIMALS, LIVING										
Horses No.	56	60	57	55	86	1,23,500	1,95,025	3,01,600	2,04,500	1,89,898
APPAREL including DRA- PERY, UNIFORMS, AND ACCOUTREMENTS, BUT (excluding HOSIERY AND BOOTS AND SHOES) . Value	—	—	—	—	—	31,935	55,342	31,926	58,040	38,618
BOOKS, PRINTED, AND PRINT- ED MATTER (not being STATIONERY), including MAPS AND CHARTS . Cwts.	257	262	515	385	296	54,737	41,800	1,21,885	48,351	40,229
BOOTS AND SHOES . Pairs	3,458	1,216	468	554	306	6,807	2,111	775	5,043	607
BUILDING AND ENGINEERING MATERIALS, other than OF IRON, STEEL OR WOOD . Value	—	—	—	—	—	565	1,200	3,380	17,740	9,112
CHEMICALS AND CHEMICAL PREPARATIONS (excluding CHEMICAL MANURES AND MEDICINES) . "	—	—	—	—	—	19,873	56,558	23,948	23,554	10,878
COAL AND COKE . Tons	600	..	65	12,900	..	1,170
CUTLERY . Value	—	—	—	—	—	18,450	7,159	10,398	11,937	9,900
DRUGS AND MEDICINES (excluding CHEMICALS AND NARCOTICS)—										
Asafoetida Cwts.	111	99	119	140	109	7,030	7,087	7,500	9,830	8,370
Camphor Lbs.	13,720	865	..	3,736	3,970	29,293	2,062	..	6,942	8,145
Other sorts of drugs and medicines . Value	—	—	—	—	—	38,999	30,113	35,984	46,463	45,248
Total of Drugs and Medicines . "	—	—	—	—	—	75,322	45,262	43,484	63,235	61,768
DYEING AND TANNING SUB- STANCES—										
Andine Lbs.	17,083	5,09,140	19,723	16,071	13,235	31,454	9,20,384	37,919	30,236	25,958
Other sorts . Value	—	—	—	—	1,822	3,846	2,18,198	15,990	5,904	2,355
Total Dyeing and Tanning substances . "	—	—	—	—	—	35,300	11,38,582	53,909	36,140	28,313
EARthenWARE AND POR- CELAIN (including PIPES OF EARthenWARE) . "	—	—	—	—	—	4,304	2,578	1,517	3,473	3,222
FRUITS AND VEGETABLES—										
Fruits and vegetables: dried, salted, or pre- served—										
Date Tons	47	37	33	16	45	14,089	26,519	6,990	4,553	8,710
Other sorts "	119	215	172	82	42	96,336	1,77,407	1,31,900	62,597	28,384
GLASS AND GLASSWARE . Value	—	—	—	—	—	18,844	12,750	22,160	11,702	6,780
GUMS AND RESINS . Cwts.	525	753	1,276	1,672	1,398	16,861	26,883	51,576	72,382	55,395
HARDWARE (exclud- ing CUTLERY AND ELE- CTROPLATED WARE) . Value	—	—	—	—	—	2,21,376	4,75,830	5,41,174	3,27,439	3,40,875

No. 13—continued
 CEYLON—continued
 EXPORTS THERE TO—continued

FOREIGN MERCHANDISE—continued

ARTICLES	QUANTITY					VALUE				
	1926-27	1927-28	1928-29	1929-30	1930-31	1926-27	1927-28	1928-29	1929-30	1930-31
						R	R	R	R	R
INSTRUMENTS, APPARATUS, AND APPLIANCES, AND PARTS THEREOF—										
Electrical Value	—	—	—	—	—	70,502	80,987	88,406	41,013	45,730
Musical "	—	—	—	—	—	11,249	32,318	19,580	16,079	25,741
Photographic "	—	—	—	—	—	5,901	7,502	18,191	17,022	20,111
Other kinds "	—	—	—	—	—	12,398	37,825	27,450	18,298	17,876
Total Instruments, Apparatus, and Appliances, and parts thereof "	—	—	—	—	—	1,06,140	1,17,632	1,18,627	92,407	1,09,458
JEWELLERY (excluding IMITATION JEWELLERY AND PRECIOUS STONES AND PEARLS, UNSET), ALSO PLATE OF GOLD AND SILVER—										
Jewellery "	—	—	—	—	—	—	7,400	—	4,100	—
LEATHER MANUFACTURES (excluding BOOTS AND SHOES)										
—	—	—	—	—	—	8,258	9,081	15,150	4,898	5,886
LIQUORS—										
Ale, Beer and Porter Gals.	2,422	51	149	298	32	6,584	200	657	1,498	152
Spirit "	2,044	3,065	3,194	1,885	3,295	2,558	4,394	4,586	5,081	5,808
Wines "	2	181	595	250	162	66	3,501	6,171	4,709	2,778
Other Sorts "	5	232
Total Liquors "	4,468	3,297	3,938	2,433	3,474	9,208	8,095	11,414	12,183	8,465
MACHINERY AND MILLWORK . Value										
—	—	—	—	—	—	1,08,617	1,52,514	1,29,368	1,74,255	1,71,407
MATCHES Gross of boxes										
—	25	7,650	20,990	600	..	100	11,050	41,248	450	..
METALS AND ORES—										
Copper Cwts.	39	70	29	69	30	2,500	5,500	2,785	5,866	2,030
Iron or Steel Tons	66	32	49	32	26	33,192	15,411	7,921	10,914	11,079
Lead Cwts.	473	24	180	4	2	17,908	650	12,104	80	100
Others Tons	6	8	9	6	9	20,527	25,254	24,017	15,123	16,205
Total Metals and Ores "	98	45	68	42	37	74,127	46,815	46,827	31,983	29,414
OILS—										
Mineral Gals.	39,625	144,477	2,188,180	258,436	32,678	54,361	64,912	1,62,229	78,797	56,064
Other sorts "	5	47	239	78	66	25	360	475	2,355	1,585
Total Oils "	39,630	144,524	2,188,419	258,509	32,644	54,386	65,272	1,63,304	76,152	57,509
PAINTS AND PAINTERS' MATERIALS—										
Paints and Colours Cwts.	161	349	194	241	105	14,472	39,826	16,074	17,336	7,319
PAPER AND PASTEBOARD . Value										
—	—	—	—	—	—	7,086	8,007	6,814	4,460	7,349
PERFUMERY not being PERFUMED SPIRITS "										
—	—	—	—	—	—	15,449	16,705	10,963	5,830	7,006
PRINTING AND LITHO-GRAPHING MATERIALS "										
—	—	—	—	—	—	19,623	3,792	4,984	1,373	923
PROVISIONS AND OILMAN'S STORES Cwts.										
—	292	128	151	86	610	44,155	9,723	14,418	7,462	42,831
RAILWAY PLANT AND ROLLING STOCK (a) Value										
—	—	—	—	—	—	1,265	3,105	—	—	—
RUBBER MANUFACTURES "										
—	—	—	—	—	—	51,572	34,493	72,265	83,437	1,22,944
SEEDS Tons	10	47	..	193	1	5,670	31,655	690	62,945	1, C80

(a) Discontinued from 1928-29,

No. 13—continued
 CEYLON—concluded
 EXPORTS THERETO—concluded

FOREIGN MERCHANDISE—concluded

ARTICLES	QUANTITY					VALUE				
	1926-27	1927-28	1928-29	1929-30	1930-31	1926-27	1927-28	*1928-29	1929-30	1930-31
						₹	₹	₹	₹	₹
SPICES cwt.	208	74	171	246	231	10,610	4,445	7,643	13,402	12,985
STATIONERY (excluding PAPER) Value	—	—	—	—	—	18,140	12,342	10,623	15,783	12,833
SUGAR— Sugar, 16 Dutch standard and above Tons	610	199	1,073	150	—	1,37,550	59,720	2,66,471	29,995	..
TEXTILES— Cotton— Raw Tons	87	83	22	9	31	97,500	76,300	31,200	11,000	32,000
Twist and yarn Lbs.	8,400	4,100	5,400	5,085	9,479	9,895	5,391	6,840	6,079	6,877
Manufactures— Handkerchiefs and Shawls in the piece No.	7,236	14,279	34,066	1,564	4,525	9,210
Piecegoods— Grey (unbleached) . Yards	350,316	249,825	74,252	13,630	106,756	1,30,428	86,801	23,588	3,550	31,074
White (bleached) . . "	513,324	543,031	412,990	252,205	214,500	3,03,735	2,96,003	2,07,931	1,33,069	85,668
Coloured, printed, or dyed "	355,533	778,657	762,444	585,754	436,285	1,89,315	3,14,848	2,59,490	1,99,499	1,20,282
Total of cotton piecegoods . . "	1,219,178	1,571,513	1,239,636	861,589	756,541	6,23,478	6,97,652	4,91,009	3,36,118	2,46,024
Thread, sewing Lbs.	2,131	1,529	1,036	650	784	3,533	2,559	1,833	1,151	1,758
Other sorts of manufactures . . Value	—	—	—	—	—	3,391	7,931	4,973	5,717	3,376
Total Cotton manufactures (including twist and yarn) . . "	—	—	—	—	—	6,42,362	7,18,058	5,13,865	3,49,065	2,60,035
Flax Manufactures "	—	—	—	—	—	5,353	3,523	1,170	1,510	1,141
Haberdashery and Millinery "	—	—	—	—	—	23,112	24,582	20,351	17,950	11,102
Silk— Manufactures— Piecegoods Yards	3,880	3,536	4,067	150	240	5,971	4,985	6,494	1,800	550
Other sorts Value	—	—	—	—	—	1,242	..	452	180	..
Total Silk manufactures "	—	—	—	—	—	7,213	4,985	6,946	1,980	550
Wool— Manufactures— Piecegoods Yards	23,036	10,215	9,557	7,418	2,422	31,382	37,210	22,006	15,003	3,980
Other sorts Value	—	—	—	—	—	8,825	31,794	8,262	15,503	2,417
Total Woollen manufactures . . "	—	—	—	—	—	40,207	69,004	30,268	30,506	6,397
Other Textiles, manufactured "	—	—	—	—	—	1,06,436	2,30,600	37,715	62,206	43,046
TOBACCO, MANUFACTURED Lbs.	1,607	1,552	389	1,514	861	9,564	9,708	1,246	6,269	2,345
TOYS AND REQUISITES FOR GAMES AND SPORTS including FISHING TACKLE (other than FIREARMS) Value	—	—	—	—	—	4,442	13,107	1,137	4,006	1,634
UMBRELLAS, including PARASOLS AND SUNSHADES No.	27,238	16,664	23,420	24,284	7,078	61,978	42,900	63,690	47,575	12,925
VEHICLES (excluding LOCOMOTIVES, ETC., FOR RAILWAYS) Carriages and carts (excluding railway carriages), and parts thereof Value	—	—	—	—	—	1,67,906	50,669	60,857	43,986	41,845
Ships, parts of (including Launches and Boats) "	—	—	—	—	—	14,000	700	200
Other sorts "	—	—	—	—	—	38,454	41,242	3,29,897	10,36,030	3,13,024
WOOD AND TIMBER— Wood and Timber (excluding Manufactures) "	—	—	—	—	—	3,465	1,970	6,400	3,992	445
Manufactures of wood, other than furniture and cabinetware "	—	—	—	—	—	5,464	34,152	1,110	14,102	10,084
POSTAL ARTICLES "	—	—	—	—	—	14,46,908	22,11,402	12,70,685	10,06,615	6,65,776
ALL OTHER ARTICLES OF MERCHANDISE "	—	—	—	—	—	1,10,131	1,00,392	1,19,129	45,015	89,025
GRAND TOTAL "	—	—	—	—	—	62,13,622	65,40,342	43,05,276	43,15,897	29,26,334
GRAND TOTAL OF INDIAN AND FOREIGN MERCHANDISE "	—	—	—	—	—	14,36,18,616	15,87,86,584	14,24,74,411	13,21,74,300	11,38,12,715

No. 13—continued

STRAITS SETTLEMENTS (INCLUDING LABUAN)

IMPORTS THEREFROM

ARTICLES	QUANTITY					VALUE				
	1926-27	1927-28	1928-29	1929-30	1930-31	1926-27	1927-28	1928-29	1929-30	1930-31
ANIMALS, LIVING—						R	R	R	R	R
Horses No.	7	62	4	2	18	5,050	24,670	4,200	800	4,600
Other kinds "	63	67	81	1,304	39	5,875	18,645	27,745	706	2,305
Total Animals, living "	70	129	85	1,306	52	10,925	53,315	31,945	1,506	6,905
APPAREL (excluding HOSIERY AND BOOTS AND SHOES)—										
Apparel (including drapery, uniforms, accoutrements) Value	—	—	—	—	—	51,953	73,093	66,782	65,009	37,137
Hats, caps, bonnets, and hatter's ware "	—	—	—	—	—	6,454	12,151	9,687	6,554	3,702
Other sorts "	—	—	—	—	—	3,673	1,036	1,724	1,200	1,603
Total Apparel, etc. "	—	—	—	—	—	62,080	87,180	78,193	73,663	42,532
BASKETS AND BASKETWARE "	—	—	—	—	—	11,507	1,387	3,536	1,092	2,527
BELTING FOR MACHINERY "	—	—	—	—	—	306	5,211	6,083	28,226	6,480
BOOKS, PRINTED, AND PRINTED MATTER (not being STATIONERY), including CHARTS Cwts.	138	100	121	192	225	14,303	27,292	10,982	17,646	21,058
BOOTS AND SHOES—										
Of leather Pairs	2,223	7,523	6,704	2,028	1,014	8,839	19,159	26,669	10,800	2,675
Of canvas with rubber soles* "	—	—	61,004	64,166	48,661	—	—	73,873	74,860	53,206
Of other materials "	70,073	68,073	21,085	15,012	27,142	97,274	82,520	27,012	14,756	13,938
Total Boots and Shoes "	72,896	71,196	89,843	83,004	76,817	1,06,113	1,01,715	1,27,554	1,00,425	60,819
BRUSHES AND BROOMS—										
Brushes Dozens	25,530	1,984	557	68	1,180	9,935	4,506	896	219	1,064
Brooms "	86,673	64,813	61,920	52,820	53,916	14,848	17,162	22,822	21,007	19,741
Total Brushes and Brooms "	115,203	66,797	62,477	52,888	55,096	24,783	21,668	23,718	21,316	21,705
BUILDING AND ENGINEERING MATERIALS, other than OF IRON, STEEL, OR WOOD—										
Asphalt Tons	2	490	208	41,535	..
Cement—										
Portland Tons	48	442	442	121	203	3,761	30,927	27,926	7,192	12,691
Other kinds "	2	28	1	2	1	246	1,902	200	317	80
Total Cement "	50	465	443	123	204	4,007	32,829	28,126	7,509	12,771
Other kinds Value	—	—	—	—	—	3,560	1,863	2,135	2,936	1,198
Total Building and Engineering materials, etc. "	—	—	—	—	—	7,567	34,692	30,469	51,930	13,060
CANES AND BATTANS Cwts.	39,338	35,044	28,709	37,033	31,582	5,49,623	5,27,792	4,16,230	5,10,181	4,32,195
CHEMICALS AND CHEMICAL PREPARATIONS (excluding CHEMICAL MANURES AND MEDICINES)—										
Acids Cwts.	185	307	180	163	126	9,361	14,410	9,415	8,056	4,796
Cyanide of Sodium "	450	22,798
Other sorts of Chemicals Value	—	—	—	—	—	18,178	10,696	7,868	10,873	9,574
Total Chemicals, etc. "	—	—	—	—	—	50,332	25,106	17,283	18,729	14,370

* Separately recorded from 1928-29.

STRAITS SETTLEMENTS (INCLUDING LABUAN)—continued

IMPORTS THEREFROM—continued

ARTICLES	QUANTITY					VALUE				
	1926-27	1927-28	1928-29	1929-30	1930-31	1926-27	1927-28	1928-29	1929-30	1930-31
						R	R	R	R	R
CLOCKS AND WATCHES, AND PARTS THEREOF—										
Clocks and timepieces . No.	620	4,899	542	658	571	4,890	16,343	6,313	5,040	6,287
Watches	13,498	8,341	4,783	391	234	61,614	1,07,346	18,868	5,495	4,504
Parts of clocks and watches Value	—	—	—	—	—	—	86	5
Total Clocks, etc.	—	—	—	—	—	66,504	1,24,225	25,186	11,135	10,791
COAL AND COKE—										
Coal Tons	1,001	2,085	1,191	175	678	14,298	31,817	4,852	1,766	12,676
Coke "	171	10,275	..
COPPER, other than roasted or ground . Cwts.	17,849	19,314	8,688	7,544	7,925	3,70,477	9,65,488	4,80,610	4,22,837	4,27,109
CORDAGE AND ROPE OF VEGETABLE FIBRE (excluding JUTE AND COTTON) "	1,059	884	1,028	1,168	833	40,408	31,283	28,668	38,790	21,594
DRUGS AND MEDICINES (excluding CHEMICALS AND NARCOTICS)—										
Gamphor Lbs.	22,218	8,421	12,498	9,381	3,761	20,848	17,200	25,019	17,401	5,768
Proprietary and Patent Medicines Value	—	—	—	—	—	11,767	35,540	42,247	30,913	32,513
Quinine Salts Lbs.	100	1	1,665	1,018	30	30,402
Other sorts of drugs and medicines Value	—	—	—	—	—	4,27,905	4,28,713	4,88,594	4,39,974	4,39,330
Total Drugs and Medicines, etc.	—	—	—	—	—	4,61,538	4,81,483	5,50,860	4,88,288	5,08,003
DYING AND TANNING SUBSTANCES—										
Cutch and gambier . Cwts.	36,030	35,308	35,343	44,463	39,364	11,07,944	8,83,050	7,60,978	9,52,292	7,95,754
Saffron lbs.	..	167	500	..	82	..	13,162	23,235	..	2,916
Other sorts Value	—	—	—	—	—	5,439	9,803	3,321	1,468	5,539
Total Dyeing and Tanning substances	—	—	—	—	—	11,13,383	9,06,185	7,87,534	9,53,755	8,04,259
EARthenWARE AND PORCELAIN—										
Earthenware Value	—	—	—	—	—	81,956	67,581	56,365	39,016	3,593
Porcelain "	—	—	—	—	—	10,965	10,934	6,879	9,835	3,741
Total Earthenware and Porcelain	—	—	—	—	—	92,921	78,515	63,244	48,851	39,334
FIREWORKS Lbs.	274,986	116,221	39,682	17,002	1,113	72,909	43,148	12,774	7,289	1,062
FISH (excluding CANNED FISH)—										
Fish, dry, unsalted . Cwts.	2,228	210	575	1,406	164	72,279	11,318	25,137	45,109	7,822
" " salted "	83,638	76,374	60,040	59,076	55,492	27,45,923	24,56,906	17,98,014	17,99,874	16,23,225
" wet, salted (ngapi) "	27,937	35,269	21,837	17,478	10,986	3,61,717	4,52,276	2,40,877	1,49,231	91,425
Other sorts "	60	54	13	2	5	7,426	642	756	319	285
Total Fish (excluding canned fish)	113,863	111,907	82,465	78,962	66,647	31,97,345	29,21,142	20,59,234	19,94,528	17,22,757

No. 13—continued

STRAITS SETTLEMENTS (INCLUDING LABUAN)—continued

IMPORTS THEREFROM—continued

ARTICLES	QUANTITY					VALUE				
	1926-27	1927-28	1928-29	1929-30	1930-31	1926-27	1927-28	1928-29	1929-30	1930-31
FRUITS AND VEGETABLES—						R	R	R	R	R
Fresh fruits and vegetables—										
Fresh fruits—										
Coconuts No.	6,198,609	9,313,088	6,920,257	7,062,878	7,287,214	6,90,229	9,01,274	6,79,525	7,03,624	6,99,866
Others Value	—	—	—	—	—	1,03,571	85,525	1,79,918	1,78,833	99,023
Fresh vegetables of all kinds "	—	—	—	—	—	6,669	2,476	5,840	1,112	2,238
Total Fresh Fruits and Vegetables "	—	—	—	—	—	8,00,469	9,89,275	8,65,288	8,83,569	8,00,627
Fruits and vegetables: dried, salted, or preserved, not being canned or bottled Tons	729	938	841	639	542	1,87,990	2,11,167	1,31,369	1,29,916	1,18,738
Total Fruits and Vegetables Value	—	—	—	—	—	9,88,459	12,00,482	9,96,652	10,13,385	9,14,365
FURNITURE AND CABINETRY—										
Furniture of wood (other than bedsteads) "	—	—	—	—	—	11,744	20,597	18,422	12,176	11,177
Furniture of other materials (other than bedsteads) "	—	—	—	—	—	12,590	50,165	32,023	18,869	26,589
Other kinds "	—	—	—	—	—	8,478	6,159	7,315	5,813	6,771
Total Furniture, etc. . . . "	—	—	—	—	—	32,812	76,921	57,760	36,848	44,487
GLASS AND GLASSWARE—										
Bottles and phials Gross	7,568	11,042	14,119	12,444	8,270	64,158	81,796	85,319	58,423	41,102
Other glassware Value	—	—	—	—	—	7,989	12,112	10,271	17,797	11,946
Total Glass and Glassware "	—	—	—	—	—	72,147	93,908	95,590	76,225	53,047
GRAIN, PULSE AND FLOUR—										
Beans (dry) Tons	28	325	521	58	175	5,897	55,951	89,238	2,948	[24,653
Pulse "	917	908	1,997	411	1,376	2,00,280	1,88,111	3,84,394	70,114	2,01,756
Rice not in the husk "	20	25,571	8,260	599	361	3,680	32,30,951	18,60,900	86,413	46,438
Wheat flour in bags "	14	23	19	21	29	3,962	6,972	6,386	6,529	7,278
Other sorts "	40	611	773	352	..	8,512	76,341	1,28,368	59,167	12
Total Grain, Pulse, and Flour "	1,019	27,438	11,540	1,411	1,941	2,21,831	36,58,326	19,55,236	2,31,171	2,80,188
GUMS AND RESINS—										
Benjamin Cwts.	17,865	20,388	17,603	18,264	15,914	7,55,853	9,52,705	9,54,309	10,04,761	8,31,829
Dammer (resins) "	46,334	60,321	33,064	31,238	28,608	3,64,394	4,60,579	2,53,271	2,43,671	2,18,611
Resin "	6,565	9,985	21,200	29,355	29,319	55,755	81,498	1,57,322	2,25,701	2,24,554
Other sorts "	2,507	2,016	1,973	2,338	2,364	63,193	81,219	74,589	93,395	77,936
Total Gums and Resins "	73,271	92,655	73,840	81,245	76,700	12,39,195	15,75,996	14,39,491	15,68,528	13,62,980
HARDWARE, excluding CUTLERY AND ELECTROPLATED WARE—										
Agricultural implements Value	—	—	—	—	—	2,861	2,385	4,411	..	55
Domestic hardware, other than enamelled ironware "	—	—	—	—	—	12,822	7,460	5,432	5,576	4,087
Other sorts "	—	—	—	—	—	11,77,119	1,36,968	1,16,752	97,601	54,225
Total Hardware, etc. . . . "	—	—	—	—	—	1,92,802	1,47,258	1,26,595	1,03,177	58,868

No. 13—continued

STRAITS SETTLEMENTS (INCLUDING LABUAN)—continued

IMPORTS THEREFROM—continued

ARTICLES	QUANTITY					VALUE				
	1926-27	1927-28	1928-29	1929-30	1930-31	1926-27	1927-28	1928-29	1929-30	1930-31
LEATHER . . . Value	—	—	—	—	—	R 16,123	R 25,099	R 22,020	R 9,353	R 10,680
LIQUORS, including DE-NATURED AND PER-FUMED SPIRITS—										
Spirit—										
Whisky . . . Gals.	122	243	20	63	33	4,336	3,408	720	1,474	1,245
Spirit, present in drugs, medicines or chemicals	207	9	78	132	67	20,047	532	5,276	3,448	3,007
Other sorts . . . "	1,389	1,452	372	473	440	21,033	24,081	9,802	10,066	6,766
Total spirit . . . "	1,718	1,704	470	668	540	45,966	33,111	15,798	19,988	12,008
Other sorts of liquors . . . "	110	479	1,264	99	367	1,234	2,516	3,305	702	3,515
Total Liquors . . . "	1,828	2,183	1,748	767	912	47,200	35,627	19,103	20,780	15,523
MACHINERY AND MILLWORK—										
Mining machinery . . . Value	—	—	—	—	—	23,738	66,513	365	35,313	67,423
Other sorts of machinery, excluding printing machinery . . . "	—	—	—	—	—	70,834	1,06,752	97,923	2,02,353	1,47,476
Total Machinery and Millwork . . . "	—	—	—	—	—	94,572	1,73,265	98,288	2,39,671	2,14,899
MATCHES—										
Safety . . . Gross of boxes	50,700	40,574	17,329	13,540	12,637	36,744	1,07,639	33,132	37,431	23,709
MATS AND MATTING, except COIR AND RUBBER YARDS.	33,253	95,534	35,893	93,795	63,347	53,244	66,504	54,291	57,056	42,543

STRAITS SETTLEMENTS (INCLUDING LABUAN)—continued

IMPORTS THEREFROM—continued

ARTICLES	QUANTITY					VALUE				
	1926-27	1927-28	1928-29	1929-30	1930-31	1926-27	1927-28	1928-29	1929-30	1930-31
						R	R	R	R	R
Metals and Ores—										
Brass, Bronze, and similar alloys and manufactures thereof . . . Cwts.	4,514	3,686	1,661	3,110	11,729	1,24,806	1,01,692	50,386	95,161	3,30,878
Copper—										
Old, for re-manufacture ..	633	1,090	168	362	3,276	23,453	30,127	5,881	18,017	1,28,840
Others . . . "	10	26	32	6	108	647	2,239	2,938	525	4,170
Total Copper (excluding ore) . . . "	643	1,116	200	368	3,384	23,100	41,366	8,760	18,542	1,28,019
Steel . . . Tons	75	..	2	4	7	10,679	508	1,684	1,214	1,441
Iron or Steel—										
Tubes, pipes and fittings wrought . . . "	22	2	2	122	16	14,196	2,076	1,297	61,011	14,519
Other manufactures of iron or steel . . . "	118	66	42	99	24	24,098	20,539	11,645	37,188	16,777
Total Iron or Steel ..	135	68	44	221	40	38,294	22,615	12,942	1,01,194	31,236
Lead (excluding ore)	17	11	..	165	..	1,033	239	..	2,015
Tin—										
Unwrought (blocks, ingots, bars, and slabs) Cwts.	49,475	63,912	47,374	55,319	53,058	98,24,544	1,19,21,918	74,93,062	77,18,768	52,81,347
Zinc or Spelter . . . "	305	37	11	11	59	4,376	620	288	192	595
Other metals . . . Tons	36	12	11	4	7	26,382	6,227	6,204	2,817	3,508
Total Metals (excluding ores) ..	2,998	3,515	3,520	3,168	3,474	95,52,011	1,20,94,941	75,74,285	79,32,908	57,78,589

No. 13—continued

STRAITS SETTLEMENTS (INCLUDING LABUAN)—continued

IMPORTS THEREFROM—continued

ARTICLES	QUANTITY					VALUE				
	1926-27	1927-28	1928-29	1929-30	1930-31	1926-27	1927-28	1928-29	1929-30	1930-31
OILS—						R	R	R	R	R
Animal Gals.	..	5	..	10	216	..	10	..	20	325
Essential—										
Cajuputi oil	1,857	1,058	1,542	1,369	1,038	29,468	22,105	27,593	24,129	17,455
Peppermint	71	259	243	870	..	6,770	19,281	16,458	19,285	..
Other sorts	778	820	629	773	3	14,884	11,063	10,000	13,404	268
Total Essential oils	2,201	2,137	2,414	2,512	1,041	51,122	49,449	54,141	56,818	17,743
Mineral—										
Fuel oils	4,263,464	2,896,323	6,575,401	11,389,595	5,102,298	12,09,506	10,81,045	18,37,400	23,14,247	10,19,886
Kerosene	2,603,783	3,954,799	852,178	11,266,902	435,929	17,69,596	15,52,394	6,28,188	58,22,257	2,19,735
Lubricating oils	385,747	246,233	134,241	20,715	21,462	4,16,054	2,38,842	1,22,780	86,080	28,778
Other kinds	27,496	37,732	56,156	1,734,715	1,575,502	28,588	81,245	31,107	11,17,176	6,51,318
Total Mineral oils	7,370,440	7,135,087	7,617,976	24,411,927	7,135,191	34,23,744	29,03,526	26,19,455	92,69,710	22,19,712
Vegetable, non-essential—										
Coconut	82	745	1,036	6,723	585	224	2,154	2,515	15,172	1,229
Other sorts	8,420	9,920	12,559	7,690	6,400	17,791	21,768	23,078	12,854	11,374
Total Vegetable, non-essential	8,502	10,665	13,595	14,413	6,985	18,015	23,922	25,593	28,026	12,603
Total Oils	7,381,148	7,147,894	7,633,985	24,426,362	7,143,438	34,02,881	29,76,907	26,99,189	93,74,574	22,50,383
PAINTS AND PAINTERS' MATERIALS—										
Paints and Colours . Cwts.	157	322	623	290	181	20,405	21,798	36,355	19,306	16,337
Painters' materials (other than paints and colours)										
Turpentine										
Turpentine Substitute	1,438	1,709	106	24,735	26,916	3,040
Other kinds Value	—	—	—	3,537	3,920	2,610	1,655	8,438
Total Paints and Painters' materials	—	—	—	—	—	48,677	52,629	42,014	20,961	19,775
PAPER AND PASTEBOARD—										
Paper Cwts.	1,496	988	1,487	814	611	44,852	33,040	41,841	31,823	17,181
Pastboard, millboard, and cardboard of all kinds	7	12	2	212	30	339	275	95	4,950	190
Total Paper and Pastboard	1,503	1,000	1,489	1,026	641	45,191	34,215	41,936	36,773	17,371
PARAFFIN WAX Tons	73	24	29,367	6,448	10	..	58
PERFUMERY, not being PER- FUMED SPIRITS Value	—	—	—	—	—	75,046	1,26,100	98,337	83,020	81,328
PLANTS, LIVING (including BULBS AND SEEDS FOR SOWING	—	—	—	—	—	8,987	10,703	7,869	3,439	6,531
PRECIOUS STONES AND PEARLS UNSET—										
Diamonds	—	—	—	—	—	42,025	10,163	1,41,955	3,95,648	31,243
Other precious stones	—	—	—	—	—	1,11,329	1,04,396	1,497	7,004	1,05,305
Pearls	—	—	—	—	—	2,000	..	60	4,233	..
Total Precious Stones, etc	—	—	—	—	—	1,55,354	1,14,559	1,43,512	4,05,985	1,36,548

STRAITS SETTLEMENTS (INCLUDING LABUAN)—continued

IMPORTS THEREFROM—continued

ARTICLES	QUANTITY					VALUE				
	1926-27	1927-28	1928-29	1929-30	1930-31	1926-27	1927-28	1928-29	1929-30	1930-31
						R	R	R	R	R
PROVISIONS AND OILMAN'S STORES (including FISH AND FRUITS AND VEGETABLES, CANNED OR BOTTLED)—										
Bacon and hams . . . Cwts.	18	12	24	9	4	2,376	2,220	2,858	1,261	984
Biscuits and cakes . . . "	4,001	6,782	22,887	13,031	10,960	94,505	1,81,509	6,85,063	4,05,798	3,57,530
Butter (including canned) "	105	177	108	37	26	10,674	28,534	19,484	7,415	3,783
Canned and bottled provisions (not specified elsewhere)—										
Canned or bottled fruits . . . "	3,443	4,876	5,566	7,244	9,142	85,930	2,07,168	1,25,055	1,42,764	1,55,087
Tinned or canned fish "	17,200	10,875	5,017	4,044	1,936	5,87,912	3,20,041	1,40,023	1,24,248	48,712
Others . . . "	681	1,149	683	714	1,274	24,336	25,539	24,306	21,632	30,947
Farinaceous and patent foods—										
Farinaceous foods in bulk . . . Cwts.	340,159	262,839	217,276	195,007	230,096	43,15,331	32,24,266	24,26,125	22,27,946	23,92,525
Milk foods for infants and invalids . . . "	28	136	71	23	30	6,499	31,457	9,835	5,531	7,173
Other sorts . . . "	17,056	8,860	249	181	1,107	1,30,565	1,04,057	6,725	7,076	26,032
Isinglass . . . "	22	53	78	42	60	6,232	7,110	18,074	9,427	15,032
Milk, condensed and preserved, including milk cream . . . "	487	586	528	727	306	27,323	21,874	27,387	30,376	13,759
Pickles, Chutnies, Sauces and Condiments . . . "	408	511	427	525	501	16,010	13,811	13,221	18,519	17,454
Other sorts of provisions Value	—	—	—	—	—	1,16,302	78,417	1,10,762	1,42,059	87,664
Total Provisions and Oilman's stores, etc. "	—	—	—	—	—	54,83,545	42,46,003	36,09,011	32,05,552	31,56,783
RAILWAY PLANT AND ROLLING-STOCK—(a)										
Carriages and parts thereof "	—	—	—	—	—	33,973	27,825	—	—	—
Locomotive engines and tenders and parts thereof "	—	—	—	—	—	6,012	1,950	—	—	—
Materials for construction . . . "	—	—	—	—	—	2,010	9,406	—	—	—
Total Railway Plant and Rolling Stock . . . "	—	—	—	—	—	41,995	39,181	—	—	—
RUBBER—										
Raw Lbs.	3,114	5,351	683	97,624	47,395	5,617	9,608	491	80,871	29,419
Manufactures—										
Pneumatic motor covers No.	449	664	2,788	3,329	3,513	13,964	14,508	90,719	77,718	95,532
Pneumatic motor tubes "	712	117	849	643	787	3,630	908	5,753	2,769	6,498
Pneumatic cycle tubes . . . "	8,653	4,488	7,630	5,296	42,577	3,130	3,460	4,670	3,066	23,531
Other manufactures except apparel, boots and shoes . . . Value	—	—	—	—	—	1,09,557	1,34,821	1,41,795	1,22,870	68,100
Total Rubber manufactures "	—	—	—	—	—	1,35,275	1,53,692	2,42,937	2,05,443	1,93,761

(a) Discontinued from 1928-29.

No. 13—continued

STRAITS SETTLEMENTS (INCLUDING LABUAN)—continued

IMPORTS THEREFROM—continued

ARTICLES	QUANTITY					VALUE				
	1926-27	1927-28	1928-29	1929-30	1930-31	1926-27	1927-28	1928-29	1929-30	1930-31
SEEDS—						R	R	R	R	R
Oil seeds—										
Non-essential—										
Groundnuts . . . Tons	18	57	51	131	30	5,179	16,609	14,028	34,101	8,026
Linseed "	75	11,776
Sesamum (til or jinjil) "	341	21	3	65,550	5,868	941	..	139
Other sorts "	7	..	5	24	..	3,038	816	3,308	9,410	174
Other than oil seeds . . "	55	67	118	87	48	27,409	38,070	52,405	50,368	18,141
Total Seeds "	496	145	177	242	78	1,42,952	61,361	70,682	93,874	27,080
SOAP Cwts.	941	270	778	1,451	2,198	19,244	6,091	16,612	25,489	40,576
SPICES—										
Betelnuts "	1,045,561	847,281	1,168,198	1,346,186	1,006,011	2,14,30,826	1,59,11,262	1,86,37,621	2,11,09,203	1,51,85,218
Cassia "	13,391	7,766	8,289	3,562	856	2,86,385	1,47,988	1,48,077	61,885	11,603
Cloves "	860	90	701	120	111	36,402	2,570	48,519	9,537	7,381
Ginger "	219	49	98	..	45	9,670	8,869	2,384	..	1,097
Nutmegs "	8,356	8,089	8,481	10,549	8,500	6,59,701	6,43,890	6,06,349	7,14,665	5,01,207
Pepper "	31,525	5,565	11,111	4,744	11,470	12,18,519	4,72,307	9,69,598	4,57,462	7,53,510
Other sorts "	1,997	2,009	3,006	2,307	1,929	2,89,416	2,99,042	2,93,562	3,46,035	2,40,007
Total Spices "	1,101,909	870,909	1,194,879	1,367,768	1,029,012	2,39,30,419	1,74,85,028	2,07,07,010	2,27,88,707	1,67,09,203
STARCH AND FARINA—										
Starch "	11,850	125,575	80,459	539	338	1,17,041	11,57,005	6,27,400	3,843	2,271
Farina and potato flour . "	255	1,926	..
Sago flour (a) "	169,861	209,463	18,10,348	13,56,666
Total Starch and Farina . "	11,850	125,575	80,459	170,655	209,801	1,17,041	11,57,005	6,27,400	18,16,112	13,58,936
STATIONERY (excluding PAPER) Value	19,508	23,508	10,039	25,474	12,566
SUGAR—										
Sugar, 16 Dutch Standard and above (b) . . . Tons	1,121	1,262	881	618	..	3,00,290	3,53,968	2,39,662	1,02,779	..
Sugar 23 Dutch Standard and above "	309	1,17,980
Others "	..	3	..	6	94	184	1,059	228	2,297	28,384
Total Sugar "	1,121	1,265	881	624	463	3,00,474	3,55,027	2,39,890	1,95,076	1,46,314
TALLOW AND STEARINE . Cwts.	28,583	312	44	224	60	32,946	5,954	824	7,337	1,104
TEA—										
Black Lbs.	260,921	319,778	318,215	2,01,086	144,339	1,73,816	2,12,317	2,02,244	1,81,638	95,988
Green "	12,184	2,546	10,061	2,220	2,444	8,343	2,832	9,039	2,424	2,320
Total Tea "	273,105	322,324	328,276	203,306	146,783	1,82,159	2,15,149	2,11,283	1,84,057	98,258

(a) Separately recorded from 1929-30.

(b) Subdivided from 1930-31.

STRAITS SETTLEMENTS (INCLUDING LABUAN)—continued

IMPORTS THEREFROM—continued

ARTICLES	QUANTITY					VALUE				
	1926-27	1927-28	1928-29	1929-30	1930-31	1926-27	1927-28	1928-29	1929-30	1930-31
TEXTILES—										
Cotton—										
Twist and Yarn . . . Lbs.	3,580	167,000	300,800	14,326	2,082	4,060	1,51,668	3,70,717	16,698	1,971
Manufactures—										
Blankets "	4,580	1,936	1,238	34	569	5,518	3,008	1,880	70	300
Hosiery—										
Stockings and socks . . . Dozen pairs	2,554	5,908	1,533	85	879	5,026	10,252	2,708	328	2,159
Underwear Dozen	5,637	1,065	1,512	276	521	15,606	6,067	7,735	2,225	2,870
Other sorts Value	—	—	—	—	—	648	755	—	888	414
Total Hosiery "	—	—	—	—	—	21,280	17,074	10,443	3,439	5,443
Piece goods—										
Grey (unbleached)—										
Plain Grey—										
Drills and jeans . . . Yards	4,520	400	4,000	1,108	190	1,000
Longcloth and Shirts "	25,744	..	251,625	65,662	32,715	5,873	..	68,694	16,513	6,232
Sheetings "	10,490	8,000	2,297	1,800
Other sorts "	5,246	5,862	6,880	1,837	12,137	1,906	2,756	2,146	976	4,545
Total Plain Grey "	57,000	6,262	258,505	67,449	56,852	11,274	2,946	70,840	17,489	13,577
Bordered Grey "	3,450	330	473	..	20	787	124	206	..	5
Total Grey (unbleached), Plain and Bordered "	60,450	6,592	258,978	67,449	56,872	12,061	3,070	71,046	17,489	13,582
White (bleached)—										
Jaconets, madapolams, cambrics and muslins "	170,228	90,931	52,550	90,192	58,587	74,934	35,704	18,255	30,559	19,210
Othersorts "	57,478	70,600	105,648	56,819	52,929	25,570	40,220	43,790	27,963	23,260
Total White (bleached) "	227,706	161,531	158,198	147,011	111,516	1,00,504	75,924	62,045	58,522	42,470
Coloured, printed and dyed—										
Printed goods—										
Cambrics, including Madapolams, Muslins, Mulls and Jaconets "	93,192	156,007	11,556	12,644	252	23,306	29,109	3,170	3,317	100
Dhute "	1,353,809	228,450	1,400	8,23,462	1,25,052	498
Lungis "	210,332	3,128	68,386	29,751	232	1,60,037	3,263	26,819	12,553	190
Prints and Ohints "	98,123	70,742	59,460	28,938	14,750	19,786	22,454	17,273	13,381	7,836
Shirts "	41,103	1,981	39,551	17,436	603	6,320	1,207	10,896	6,941	298
Woven Lungis and Sarongs "	802,945	2,243,350	1,386,975	1,003,812	360,638	6,24,045	12,59,663	7,08,578	4,89,895	1,73,521
Other sorts "	237,053	92,475	63,820	25,778	3,331	1,37,673	45,776	16,544	9,937	1,464
Total Printed goods "	2,836,557	2,796,133	1,621,148	1,118,459	380,306	17,95,079	14,86,524	8,73,773	5,36,024	1,83,416
Dyed goods—										
Italian cloth and Satens "	22,174	29,595	34,346	11,935	4,904	13,367	13,005	17,110	5,968	2,445
Shirts "	32,662	4,522	73,086	6,200	37,434	10,102	2,368	20,194	3,310	19,330
Other sorts "	179,864	306,956	408,457	336,502	172,563	30,645	1,64,240	2,11,706	1,78,131	79,460
Total Dyed goods "	234,700	341,073	515,389	354,637	214,901	1,04,114	1,79,613	2,49,010	1,87,409	1,01,235
Woven coloured goods—										
Shirts "	154,616	9,754	1,369	..	101,706	32,885	2,117	700	..	17,004
Other sorts "	72,095	20,923	7,809	16,136	14,862	43,507	22,511	3,851	7,805	8,128
Total Woven coloured goods "	226,711	30,677	9,178	16,136	116,568	76,392	24,628	4,551	7,805	25,132
Total Coloured, printed or Dyed "	3,297,968	3,167,833	2,146,715	1,480,332	711,732	19,75,585	16,90,765	11,27,339	7,31,323	3,09,732
Other sorts of manufactures Value	—	—	—	—	—	18,119	17,525	13,513	10,616	20,950
Total Cotton goods (including Twist and Yarn) "	—	—	—	—	—	21,37,127	19,59,034	16,56,983	8,38,162	3,04,49

No. 13—continued

STRAITS SETTLEMENTS (INCLUDING LABUAN)—continued

IMPORTS THEREFROM—continued

ARTICLES	QUANTITY					VALUE				
	1926-27	1927-28	1928-29	1929-30	1930-31	1926-27	1927-28	1928-29	1929-30	1930-31
TEXTILES—continued						R	R	R	R	R
Haberdaasery and Millinery Value	—	—	—	—	—	27,457	33,456	24,471	16,061	26,595
Hemp—										
Raw Cwts.	4,435	2,980	2,310	990	1,398	1,32,148	76,134	58,470	23,394	28,980
Manufactures (excluding Cordage)—										
Cloth Yards	117,820	129,200	63,045	..	480	20,797	20,018	10,597	..	460
Other sorts . . . Value	—	—	—	—	—	2,433	2,903	1,550
Total Hemp Manufactures . . .	—	—	—	—	—	23,230	22,921	12,157	..	460
Jute—										
Manufactures—										
Gunny bags . . . No.	102,908	76,336	60,535	152,658	101,378	47,590	33,494	26,275	62,342	29,370
Others Value	—	—	—	—	—	14,664	60,360	99,598	78,938	73,259
Total Jute manufactures . . .	—	—	—	—	—	62,254	93,854	1,25,873	1,36,280	1,02,629
Silk—										
Manufactures—										
Goods of silk mixed with other materials . . . Yards	2,667	19,769	1,337	1,610	2,709	6,598	27,449	2,856	2,839	4,633
Piece goods . . . "	21,461	83,337	152,767	55,833	57,933	26,992	97,854	1,40,027	49,352	37,364
Others Value	—	—	—	—	—	5,276	9,397	5,101	6,117	11,952
Total Silk manufactures (including Silk yarn, etc.) . . .	—	—	—	—	—	38,866	1,34,500	1,47,984	58,308	53,689
Woolen manufactures (including yarn and knitting wool)—										
Carpets and rugs . . . Lbs.	1,265	3,343	4,023	1,468	620	3,403	7,047	8,358	2,401	1,139
Piecegoods . . . Yards	1,491	7,120	2,517	2,035	641	3,373	17,760	3,597	3,948	1,143
Shawls No.	188	686	2,525	627	11	955	3,954	13,783	3,493	61
Other sorts . . . Value	—	—	—	—	1,373	2,507	2,392	10,686	4,532	1,373
Total Woolen manufactures . . .	—	—	—	—	—	10,238	31,153	36,414	14,374	3,716
TOBACCO Lbs.	5,502	1,452	6,430	3,758	4,555	21,547	1,943	15,703	10,045	6,934
TOILET REQUISITES (NOT SPECIFIED ELSEWHERE) Value	—	—	—	—	—	39,454	19,921	23,022	20,874	14,342
TOYS AND REQUISITES FOR GAMES AND SPORTS including FISHING TACKLE—										
Toys	—	—	—	—	—	4,577	5,023	9,981	9,238	9,201
Requisites for games and sports (excluding fire arms, etc.)—	—	—	—	—	—	—	—	—	—	—
Playing cards . . . "	—	—	—	—	—	1,518	3,290	7,952	5,255	1,426
Other sorts . . . "	—	—	—	—	—	30,220	4,424	2,208	1,778	2,576
Total Toys and Requisites for games and sports, etc. . .	—	—	—	—	—	36,315	13,637	20,136	16,271	13,203
UMBRELLAS AND UMBRELLA FITTINGS—										
Umbrellas, complete, including parasols and sunshades . . . No.	4,406	3,207	2,643	5,140	1,653	12,587	9,528	8,022	8,085	3,278
VEHICLES, excluding LOCOMOTIVES, ENGS., FOR RAILWAYS—										
Carriages and Carts not mechanically propelled and parts thereof (excluding railway carriages, trucks, etc.)—										
Carriages and carts not mechanically propelled (excluding railway carriages, trucks, etc.) . . .	96	37	10	3	17	14,235	4,507	807	617	1,651
Parts of carriages and carts (excluding rubber tyres) Value	—	—	—	—	—	5,089	3,009	155	1,632	230
Other sorts	—	—	—	—	—	324	342	361	105	211
Total Carriages, etc. . . .	—	—	—	—	—	19,648	8,458	1,323	2,404	2,100

STRAITS SETTLEMENTS (INCLUDING LABUAN)—continued

IMPORTS THEREFROM—concluded

ARTICLES	QUANTITY					VALUE				
	1926-27	1927-28	1928-29	1929-30	1930-31	1926-27	1927-28	1928-29	1929-30	1930-31
VEHICLES, excluding LOCOMOTIVES, ETC., FOR RAILWAYS—contd.						R	R	R	R	R
Cycles (other than motor cycles) and parts thereof and accessories . . . Value	—	—	—	—	—	10,571	11,808	6,999	1,871	1,908
Mechanically propelled vehicles (excluding Railway locomotives and tractors)—										
Carriages and parts for railways (a) . . . Value	—	—	—	—	—	—	—	54,173	62,442	58,513
Motor cars (including Taxi cabs) . . . No.	20	27	31	34	30	46,042	52,052	49,745	54,824	49,221
Motor omnibuses, motor vans and motor lorries—										
Chassis . . . " . . . Value	11	8	2	4	1	32,538	10,700	3,763	6,663	1,569
Parts of mechanically propelled vehicles and accessories (including air craft and parts, etc.) . . . Value	—	—	—	—	—	19,204	46,305	58,404	11,065	4,011
Other sorts . . . " . . . Value	—	—	—	—	—	7,588	10,140	4,315	5,507	5,657
Total Mechanically propelled Vehicles, etc. . . "	—	—	—	—	—	1,05,307	1,19,197	1,70,400	1,40,594	1,19,001
Ships, parts of . . . "	—	—	—	—	—	40,384	14,450	8,522	3,051	800
Total Vehicles, excluding locomotives, etc., for Railways . . . "	—	—	—	—	—	1,75,970	1,63,413	1,87,244	1,47,920	1,23,809
WAX OF ALL KINDS; other than PARAFFIN WAX (excluding CANDLES) . . . Cwts.	135	475	52	..	2	5,341	10,462	5,049	2	97
WOOD AND TIMBER—										
Sandal wood . . . Tons	111	132	82	90	66	50,873	57,787	35,556	40,811	25,420
Manufactures of wood, other than furniture, etc. Value	—	—	—	—	—	76,049	74,725	91,638	13,048	14,927
Other kinds of wood and timber . . . "	—	—	—	—	—	1,06,166	1,17,949	83,842	1,29,317	1,23,834
Total Wood and Timber . . . "	—	—	—	—	—	2,33,088	2,50,461	2,11,036	1,83,676	1,64,231
POSTAL ARTICLES NOT SPECIFIED . . . "	—	—	—	—	—	3,11,549	2,95,160	2,79,985	2,24,539	1,76,029
ALL OTHER ARTICLES OF MERCHANDISE . . . "	—	—	—	—	—	1,58,010	2,54,941	2,87,998	1,47,115	2,79,903
GRAND TOTAL . . . "	—	—	—	—	—	5,82,12,992	5,84,21,731	5,10,86,712	6,16,53,849	3,96,80,346

(a) Shown under this head from 1928-29. Formerly shown under " Railway plant, etc."

No. 12—continued

STRAITS SETTLEMENTS (INCLUDING LABUAN)—continued

EXPORTS THERETO

INDIAN MERCHANDISE

ARTICLES	QUANTITY					VALUE				
	1926-27	1927-28	1928-29	1929-30	1930-31	1926-27	1927-28	1928-29	1929-30	1930
ANIMALS, LIVING—						R	R	R	R	R
Cattle (excluding sheep and goats) No.	2,392	3,026	939	884	857	3,12,848	4,12,478	80,475	48,369	33,115
Sheep and goats "	50,639	45,292	48,723	46,479	30,731	6,33,665	5,85,977	6,08,920	6,30,279	3,99,002
Other kinds "	2,260	43,239	10,490	7,222	986	6,664	61,090	8,538	15,449	3,31
Total Animals, living "	55,291	92,457	60,152	54,085	32,074	9,53,177	10,59,540	6,97,933	6,94,097	4,35,429
APPAREL (including DRESSING, UNIFORMS, ACCOUTREMENTS, BUT EXCLUDING HOSIERY AND BOOTS AND SHOES) Value	—	—	—	—	—	1,32,366	1,33,781	1,12,666	1,44,422	56,687
ART, WORKS OF "	—	—	—	—	—	18,037	15,380	9,139	24,935	4,537
BOOKS, PRINTED, AND PRINTED MATTER (not being STATIONERY), including MAPS AND CHARTS Cwts.	5,224	5,382	6,271	5,115	3,232	4,74,991	4,51,565	4,56,039	3,57,958	1,73,048
BOOTS AND SHOES Pairs	3,318	4,954	4,059	6,267	3,629	19,561	25,138	31,605	39,212	24,992
BUILDING AND ENGINEERING MATERIALS, other than of IRON, STEEL, OR WOOD Value	—	—	—	—	—	12,432	5,248	24,969	17,766	37,070
CANDLES OF ALL KINDS Lbs.	857,393	1,403,064	1,167,627	1,270,952	445,512	2,39,837	3,08,212	3,28,869	3,55,670	1,35,301
CHEMICALS AND CHEMICAL PREPARATIONS (excluding CHEMICAL MANURES AND MEDICINES)—										
Potassium compounds—										
Saltpetre Cwts.	5,145	3,543	3,436	1,993	1,840	85,668	53,665	52,817	31,633	15,331
Soda compounds—										
Borax "	837	893	780	852	635	20,633	26,316	17,316	14,826	11,035
Other sorts of chemicals Value	—	—	—	—	—	23,230	11,635	14,502	39,076	8,799
Total Chemicals, etc. "	—	—	—	—	—	1,29,491	91,616	84,635	75,535	35,206
COAL AND COKE—										
Coal Tons	129,532	157,647	53,466	59,013	25,153	16,14,893	16,92,351	6,33,824	6,83,640	2,68,914
Stoke "	474	2,016	1,812	1,606	757	12,064	44,203	36,633	27,993	14,342
COFFEES Cwts.	92	20	571	13	3	5,953	3,055	28,767	1,135	233
COIR, MANUFACTURED (excluding ROPE) Tons	75	55	112	97	60	23,023	16,308	43,756	30,823	16,741
CORDAGE AND ROPE OF VEGETABLE FIBRE (excluding JUTE AND COTTON) Cwts.	36,766	40,451	37,056	32,337	26,265	11,43,736	11,43,176	9,48,083	8,71,723	6,48,927
DRUGS AND MEDICINES (excluding CHEMICALS AND NARCOTICS) Value	—	—	—	—	—	1,17,233	1,04,076	1,12,499	74,375	66,460
DYEING AND TANNING SUBSTANCES—										
Cutch and gambier Cwts.	39	133	140	153	155	2,445	3,465	3,811	3,750	2,633
Myrobalans "	445	667	258	465	319	3,910	4,898	2,201	5,401	4,910
Safflower "	2,936	1,731	1,051	1,356	1,067	9,75	43,125	22,322	27,496	23,337
Turmeric "	14,692	6,361	3,373	9,591	9,627	1,44,743	37,687	1,53,337	1,51,316	1,23,110
Other sorts "	30	65	44	3	5	7,023	1,206	213	40	30
Total Dyeing and Tanning substances "	18,242	9,462	10,371	11,568	11,173	2,46,201	1,40,381	1,81,939	1,33,003	1,64,075
Earthenware and Porcelain Value	—	—	—	—	—	2,335	1,493	3,074	20,944	46,699
FISH (excluding CANNED FISH)—										
Fish, dry, unsalted Cwts.	602	1,319	2,163	2,634	1,243	20,080	94,662	65,398	60,980	42,041
Fish, dry, salted "	133	267	2,036	373	715	5,135	8,371	27,494	12,021	14,365
Fishmaws and sharkfins "	2,773	4,065	3,777	2,632	1,823	4,16,075	3,66,421	3,43,075	2,68,346	1,51,414
FODDER, BRAN, AND POLLARDS (excluding OILCAKE)—										
Rice bran Tons	37,333	24,225	17,131	29,073	35,905	16,05,447	11,72,176	8,56,276	13,21,335	9,62,145
Bran and Pollards "	596	1,469	656	124	123	37,460	74,754	39,112	17,519	14,712
Other sorts "	323	440	121	139	210	51,235	49,154	10,335	19,593	20,940
Total Fodder, Bran, and Pollards (excluding oilcake),,	38,752	26,134	17,908	29,326	36,243	16,94,102	12,96,084	9,14,773	13,58,497	9,97,797

STRAITS SETTLEMENTS (INCLUDING LABUAN)—continued

EXPORTS THERE TO—continued

INDIAN MERCHANDISE—continued

ARTICLES	QUANTITY					VALUE				
	1926-27	1927-28	1928-29	1929-30	1930-31	1926-27	1927-28	1928-29	1929-30	1930-31
FRUITS AND VEGETABLES—										
Fresh fruits and vegetables	—	—	—	—	—	15,78,015	20,19,868	17,68,541	12,82,257	10,76,789
Fruits and vegetables: dried, salted or preserved, all sorts.	2,531	3,240	1,852	1,130	657	4,67,290	6,59,365	3,31,933	2,06,686	1,18,923
FURNITURE AND CARPENTRY—										
Furniture	—	—	—	—	—	1,324	5,601	1,075	1,851	1,931
GLASS AND GLASSWARE	—	—	—	—	—	2,935	2,932	4,533	5,345	4,421
GRAIN, PULSE, AND FLOUR—										
Barley	2	2	9	5	..	756	915	2,269	900	164
Jowar and bhajra	27	38	36	62	61	4,743	6,344	6,450	12,812	11,869
Oats	20	15	27	9	3	3,869	2,925	4,595	2,000	500
Pulse—										
Beans	1,520	1,001	823	833	835	2,30,780	1,83,262	1,23,196	1,35,627	1,10,127
Gram	1,480	1,867	1,526	1,540	1,154	2,54,549	2,80,446	2,46,723	2,53,693	1,53,491
Other sorts	3,412	9,537	8,529	9,111	7,263	15,77,203	17,50,472	16,95,987	16,96,799	11,23,709
Total Pulse	11,418	12,405	10,878	11,484	9,253	20,62,532	22,14,180	19,70,815	20,86,110	13,96,327
Rice, in the husk	584	518	7,037	4,783	813	64,765	36,000	6,05,774	398,494	55,599
Rice not in the husk—										
Bolled rice	23,001	15,198	13,497	34,332	46,308	40,06,456	26,26,404	19,76,743	48,01,833	52,00,943
Cleaned rice	162,997	155,218	147,841	175,983	206,160	2,53,59,495	2,23,37,965	1,96,23,123	2,35,13,547	2,17,30,499
Broken cleaned rice	2,523	3,540	486	1,804	3,349	2,20,550	2,32,576	33,259	1,29,598	1,68,244
Other sorts	14,520	16,887	14,033	16,933	9,513	15,79,541	16,09,177	12,05,513	15,26,240	7,65,040
Total Rice, not in the husk	203,646	190,823	175,857	229,057	265,335	3,11,66,042	2,73,26,122	2,28,43,643	2,99,71,218	2,78,71,626
Wheat	234	249	263	277	354	63,347	66,363	67,466	73,501	78,967
Wheat flour	3,053	3,211	3,434	3,436	3,496	6,61,161	6,34,424	7,39,412	7,16,386	6,11,902
Other sorts	48	94	125	72	95	8,711	20,049	28,239	15,724	14,946
Total Grain, Pulse and Flour	219,032	207,355	197,666	249,185	279,390	3,40,35,926	3,03,97,322	2,63,18,713	3,32,76,645	3,00,41,960
GUMS AND RESINS.	231	452	245	175	40	7,130	14,724	6,500	5,440	2,323
HARDWARE AND CUTLERY, including PLATED WARE	—	—	—	—	—	37,104	38,427	25,514	43,481	1,70,746
HIDES AND SKINS, RAW—										
Hides, raw	39	12	3	46	8	36,540	11,033	4,011	43,250	6,200
Skins, raw	—	—	—	—	—	325	527	9,939	5,921	..
Cuttings of hides and skins (raw)	12	18	140	17	17	6,140	3,480	18,952	5,150	4,305
INSTRUMENTS, APPARATUS, AND APPLIANCES, AND PARTS THEREOF	—	—	—	—	—	5,92,236	5,42,923	1,74,819	2,31,929	1,45,207
JADDERSTONE	417	10	1,30,000	10,000
JEWELLERY (excluding imitation jewellery) ALSO PLATE OF GOLD AND SILVER	—	—	—	—	—	905	7,020	3,300	1,900	1,000
LAC—										
Shell	1,179	1,434	1,947	2,052	2,269	1,34,050	2,13,760	2,58,353	2,62,615	1,71,243
Stick	..	78	..	8	4,950	..	263	..
LEATHER—										
Hides and skins, tanned or dressed	130	139	115	125	110	6,12,906	6,97,593	5,72,759	5,42,053	4,57,434
Unwrought	136	18	13	33	49	22,783	4,564	7,315	9,397	7,034
Manufactures (including boots and shoes)	—	—	—	—	—	6,230	6,361	10,962	7,090	4,523
MACHINERY AND MILLWORK—	—	—	—	—	—	3,230	14,016	5,127	3,579	2,700
MANURES—										
Bones	70	20	5	577	35	7,360	1,980	580	57,686	2,500
Fish manures and guano	2,610	2,353	1,954	1,752	1,232	2,42,725	2,35,442	2,00,970	1,75,790	1,18,186
Other kinds	16	10	44	..	2	2,210	1,492	4,303	..	233
Total Manures	2,696	2,383	2,003	2,329	1,239	2,52,295	2,38,914	2,06,853	2,33,476	1,20,974

No. 13—continued

STRAITS SETTLEMENTS (INCLUDING LABUAN)—continued

EXPORTS THERE TO—continued

INDIAN MERCHANDISE—continued

ARTICLES	QUANTITY					VALUE				
	1926-27	1927-28	1928-29	1929-30	1930-31	1926-27	1927-28	1928-29	1929-30	1930-31
METALS AND ORES—						R	R	R	R	R
Brass, Bronze, and similar alloys, wrought . . . Cwts.	719	690	565	672	237	72,168	50,491	57,772	70,588	26,730
Copper	1,692	1,095	880	950	373	1,64,057	95,802	77,962	78,435	80,872
Iron or Steel Tons	557	2,312	877	2,030	3,355	31,166	67,670	59,309	1,61,897	3,14,635
Lead, pig Cwts.	2,620	1,979	2,409	3,840	4,808	57,325	34,988	38,047	64,756	74,107
Tin, ore Tons	1,682	2,323	2,355	2,208	1,865	40,74,047	57,42,854	47,80,295	37,64,240	21,78,479
unwrought (blocks, ingots, bars, and slabs) Cwts.	30	2	..	8,000	150	..
Others Tons	14	5	8	26	6	26,558	12,963	14,256	31,013	7,603
Total Metals and Ores	2,502	4,823	3,438	4,538	5,501	44,33,316	60,04,270	50,18,671	41,00,574	26,32,426
OILS—										
Essential Gals.	60	104	..	75	12	1,520	1,372	..	703	68
Mineral	70,124	77,857	79,238	72,000	61,578	63,335	72,814	75,530	71,506	65,092
Vegetable, non-essential—										
Castor	22,223	17,439	14,625	14,240	11,155	48,934	40,105	33,611	35,100	22,849
Groundnut	1,672	2,379	322,390	69,831	1,848	3,680	5,128	6,74,453	1,70,929	2,031
Linseed	19,325	25,538	21,332	51,223	28,681	54,067	70,988	56,698	1,28,785	78,287
Mustard or rape	10,583	8,336	8,270	7,318	8,563	29,476	24,675	22,735	22,908	23,812
Sesamum (til or jin-ji)	1,330	300	18,541	3,078	1,538	5,355	1,094	47,000	5,378	4,208
Other sorts	7,121	6,529	5,488	4,424	4,170	15,542	14,973	13,758	11,601	9,728
Total Vegetable, non-essential	62,314	60,521	391,246	149,114	56,005	1,57,064	1,56,963	8,48,155	3,75,061	142,416
Other sorts	45	225
Total Oils	132,498	137,982	470,484	221,279	117,685	2,22,109	2,31,149	9,23,685	4,47,360	2,07,800
OILCAKES—										
Groundnut cake Tons	2,071	1,306	2,391	1,568	1,484	1,98,088	1,24,852	2,16,503	1,55,759	82,596
Others	905	761	690	736	691	95,096	61,435	73,806	71,264	55,032
Total Oilcakes	2,976	2,067	3,081	2,304	2,175	2,93,184	2,06,287	2,90,309	2,27,023	1,37,628
PAINTS AND PAINTERS' MATERIALS										
PARAFFIN WAX Tons	432	218	340	627	192	1,07,360	66,915	1,09,028	3,61,842	88,005
PERFUMERY (not being PERFUMED SPIRITS)	52,037	51,940	55,874	79,881	34,833
PROVISIONS AND OILMAN'S STORES—										
Biche-de-mer Lbs.	5,006	..	32,402	40,191	72,736	1,2172	..	9,327	17,655	18,520
Butter Cwts.	177	195	141	170	149	23,565	24,978	16,740	18,635	15,690
Ghee	18,594	18,062	19,654	10,635	16,603	10,85,833	18,98,505	10,57,376	20,06,129	15,31,649
Pickles, chutnies, and condiments	1,311	1,324	1,489	738	950	48,956	45,110	55,292	31,966	36,264
Other sorts of provisions Value	67,618	91,915	98,341	1,08,051	64,594
Total Provisions and Oilman's stores	20,75,251	20,60,543	21,32,476	21,61,036	16,66,717
RUBBER, RAW. Lbs.	5,180,770	5,242,142	5,896,212	5,524,193	4,893,598	47,47,789	47,46,325	27,30,88	22,61,822	11,87,363

STRAITS SETTLEMENTS (INCLUDING LABUAN)—continued

EXPORTS THERE TO—continued

INDIAN MERCHANDISE—continued

ARTICLES	QUANTITY					VALUE				
	1926-27	1927-28	1928-29	1929-30	1930-31	1926-27	1927-28	1928-29	1929-30	1930-31
						R	R	R	R	R
SEEDS—										
Oil-seeds—										
Essential—										
Ajania . . . Tons	98	90	85	68	80	85,048	84,868	29,066	24,869	26,367
Aniseed . . . "	38	5	8	22	1	12,502	2,860	3,855	11,509	225
Coriander . . . "	2,845	2,710	1,886	1,100	884	6,72,549	10,27,651	4,78,376	1,99,077	1,39,501
Cumin (other than black) . . . "	291	350	377	256	329	2,26,788	2,35,770	2,68,629	1,83,538	2,62,092
Cumin, black . . . "	69	50	79	62	60	25,356	22,580	31,465	30,596	23,154
Fennel . . . "	180	243	195	145	163	54,165	86,862	80,400	65,646	63,240
Fenugreek . . . "	227	225	163	168	181	76,726	84,007	61,014	61,177	68,907
Other sorts . . . "	27	16	15	14	20	9,091	6,474	6,062	5,143	7,794
Total Seeds, Essential	3,784	3,639	2,268	1,840	1,718	11,12,220	15,00,572	9,58,867	5,81,550	5,90,280
Non-essential—										
Groundnuts . . . "	70	..	11,080	551	2	8,198	..	31,06,862	1,24,306	630
Mustard . . . "	90	76	76	68	59	27,336	24,512	30,127	29,209	19,804
Poppy . . . "	67	90	79	71	80	21,346	35,111	31,227	29,417	33,895
Rape . . . "	79	110	93	85	113	33,913	37,590	33,419	29,818	43,374
Sesamum (til or flax) . . . "	..	32	4	1	6	75	9,113	1,600	580	2,000
Tea . . . "	101	22	1	13	16	1,96,424	40,925	5,450	33,200	43,560
Other sorts . . . "	81	34	50	18	6	5,257	8,540	11,701	5,531	2,240
Total seeds, Non-essential	488	364	11,892	807	287	2,92,544	1,55,791	32,18,936	2,52,061	1,45,508
Other than oilseeds . . . "	211	398	212	63	27	61,044	98,826	61,865	25,431	5,314
Total Seeds	4,383	4,451	13,962	2,730	2,032	14,65,808	17,50,189	42,34,468	8,59,092	7,41,097
SPICES—										
Cardamoms . . . Cwts.	183	170	140	133	1,368	34,789	23,238	27,269	46,661	57,527
Chilies . . . "	27,955	27,553	23,360	22,837	10,370	8,49,631	4,70,178	3,96,998	6,30,196	2,99,027
Pepper . . . "	4,419	23,090	2,941	2,227	13	2,66,434	18,79,601	2,68,785	2,33,551	530
Other sorts . . . "	235	152	91	159	142	10,922	4,157	2,786	3,539	2,442
Total Spices	32,794	50,965	26,532	25,405	11,833	11,61,776	23,77,224	6,95,838	9,12,947	2,69,526
STATIONERY (excluding PAPER) Value										
SUGAR . . . Tons	79	56	34	26	65	15,001	14,122	16,749	25,105	20,028
TALLOW AND STEARINE (including GREASE AND ANIMAL FAT) . . . Cwts.	5,447	5,605	5,028	3,551	3,030	2,29,377	2,14,702	2,12,272	1,23,295	1,00,436
TEA, BLACK . . . Lbs.	375,764	293,707	262,500	330,647	318,407	3,99,044	3,18,155	2,41,176	2,76,504	2,43,163
TEXTILES—										
Cotton—										
Raw . . . Tons	1	750	550
Waste . . . Cwts.	73	234	386	245	555	2,125	8,720	10,090	7,039	15,517
Twist and yarn . . . Lbs.	1,177,564	1,060,762	1,131,650	923,360	515,766	11,28,856	11,15,206	11,25,747	8,40,827	4,59,906
Manufactures—										
Handkerchiefs and shawls in the piece No.	37,232	24,419	19,600	17,392	2,140	22,960	10,599	9,200	13,256	1,250
Piecegoods . . . Yards	25,425,935	22,514,114	19,740,265	17,935,206	11,133,034	1,55,36,333	1,35,03,923	1,14,02,181	1,05,53,439	61,95,164
Other sorts of manufactures . . . Value	68,898	73,995	21,009	14,011	14,373
Total Cotton manufactures (including twist and yarn)	1,67,51,007	1,47,03,723	1,26,58,137	1,14,20,533	66,70,392

No. 13—continued

STRAITS SETTLEMENTS (INCLUDING LABUAN)—continued

EXPORTS THERE TO—continued

INDIAN MERCHANDISE—concluded

ARTICLES	QUANTITY					VALUE				
	1926-27	1927-28	1928-29	1929-30	1930-31	1926-27	1927-28	1928-29	1929-30	1930-31
TEXTILES—continued										
Haberdaery and millinery . . . Value	—	—	—	—	—	18,182	33,647	22,810	14,045	3,712
Jute—										
Twist and yarn . . . Lbs.	170,800	179,200	42,784	117,606	60,052	54,980	39,640	9,279	27,270	10,989
Manufactures—										
Sacking bags gunny No.	16,321,196	15,636,875	12,766,925	13,876,800	11,501,448	89,42,031	80,37,739	66,81,311	63,33,918	41,17,097
Hessian bags . . . "	—	2,100	425	1,170	2,520	—	1,333	477	4,095	290
Total Gunny bags . . . "	16,321,196	15,638,975	12,766,350	13,876,970	11,503,968	89,42,031	80,39,074	66,81,788	63,38,013	41,17,387
Sacking cloth gunny Yards	50,000	106,000	—	80,000	192	8,750	22,080	—	4,200	108
Hessian cloth . . . "	414,379	894,531	893,403	1,298,521	1,239,155	84,049	1,86,285	2,11,635	2,60,100	1,69,854
Total Gunny cloth . . . "	464,379	1,000,531	893,403	1,328,521	1,239,357	92,799	2,09,265	2,11,635	2,64,300	1,70,022
Rope and twine . . . Cwts.	35,492	31,218	37,776	31,325	32,693	8,77,075	6,18,215	6,97,123	6,03,663	5,71,501
Other kinds . . . Value	—	—	—	—	—	2,518	116	—	498	1,695
Total Jute manufactures (including twist and yarn) . . . "	—	—	—	—	—	92,70,306	89,06,810	75,99,830	72,38,753	48,71,544
SILK—										
Manufactures—										
Fleeco goods . . . Yards	12,259	21,171	4,683	4,455	100	29,901	23,115	7,424	13,738	200
Goods of silk mixed with other materials . . . "	64,720	73,009	14,540	6,115	19,637	60,453	67,400	21,301	10,714	23,983
Wool—										
Manufactures . . . Value	—	—	—	—	—	32,626	33,049	24,888	23,376	12,925
TOBACCO—										
Unmanufactured . . . Lbs.	4,141,584	3,925,455	3,805,008	3,958,290	2,518,072	14,07,693	13,36,043	13,68,467	14,41,009	9,00,526
Manufactured—										
Cigars . . . "	147,965	133,811	141,874	150,906	116,090	1,46,194	1,37,108	1,35,083	1,44,666	1,09,082
Cigarettes . . . "	21,971	23,973	34,965	45,470	31,829	12,570	20,316	25,340	31,368	53,497
Other sorts . . . "	159,404	116,365	61,404	37,372	25,001	73,619	66,696	40,950	19,185	15,056
TOYS AND REQUISITES FOR GAMES AND SPORTS, including FISHING TACKLE (other than FIREARMS) . . . Value										
	—	—	—	—	—	4,058	5,318	3,826	10,507	5,203
UMBRELLAS, including PARASOLS AND SUN-SHADES . . . No.										
	23,320	26,210	38,667	34,630	14,194	41,392	60,027	53,712	40,520	16,265
WAX OF ALL KINDS, other than PARAFFIN WAX (excluding CANDLES) . . . Cwts.										
	1,685	1,908	2,417	890	399	1,58,886	1,67,922	1,67,278	75,138	24,953
WOOD AND TIMBER—										
Timber, other than railway sleepers—										
Tenk wood . . . Cubic Tons	516	575	449	137	97	78,841	87,378	67,663	22,020	13,076
Sandal wood . . . "	—	—	—	27	16	494	300	1,165	65,830	33,240
Manufactures of wood, other than furniture and cabinet ware . . . Value	—	—	—	—	—	7,027	2,995	5,364	3,407	2,277
POSTAL ARTICLES . . . "	—	—	—	—	—	38,02,290	53,25,124	42,18,094	48,34,943	60,08,069
ALL OTHER ARTICLES OF MERCHANDISE . . . "	—	—	—	—	—	70,757	71,382	1,36,234	1,57,216	55,270
GRAND TOTAL . . . "	—	—	—	—	—	9,82,09,116	9,11,20,270	7,81,14,572	7,00,54,656	6,19,32,993

FOREIGN MERCHANDISE

ARTICLES	QUANTITY					VALUE				
	1926-27	1927-28	1928-29	1929-30	1930-31	1926-27	1927-28	1928-29	1929-30	1930-31
ANIMALS, LIVING—										
Horses . . . No.	3	2	—	—	2	7,500	16,300	—	—	2,500
APPAREL (including DRESS, UNIFORMS, ACCOUTREMENTS, HAT AND BOOTS AND SHOES) . . . Value										
	—	—	—	—	—	15,793	14,508	21,695	16,385	14,181
ART, WORKS OF (other than PICTURES) . . . "										
	—	—	—	—	—	6,171	1,500	40	—	580

STRAITS SETTLEMENTS (INCLUDING LABUAN)—continued

EXPORTS THEBETO—continued

FOREIGN MERCHANDISE—continued

ARTICLES	QUANTITY					VALUE				
	1926-27	1927-28	1928-29	1929-30	1930-31	1926-27	1927-28	1928-29	1929-30	1930-31
						R	R	R	R	R
BOOKS, PRINTED, AND PRINTED MATTER (not being STATIONERY), including MAPS AND CHARTS . . . Cwts.	35	61	226	62	141	10,455	12,195	39,349	11,411	26,078
BOOTS AND SHOES . . . Pairs	1,328	1,848	2,404	40	2	6,092	3,132	1,351	20	30
BUILDING AND ENGINEERING MATERIALS, other than OF IRON, STEEL, OR WOOD Value	—	—	—	—	—	180	3,501	2,785	590	130
CHEMICALS AND CHEMICAL PREPARATIONS (excluding CHEMICAL MANURES AND MEDICINES) . . . "	—	—	—	—	—	14,611	9,550	7,110	7,552	8,698
DRUGS AND MEDICINES (excluding CHEMICALS AND NARCOTICS)—										
Asafoetida . . . Cwts.	455	359	310	521	485	21,479	18,565	17,089	24,093	21,480
Other sorts of drugs and medicines . . . Value	—	—	—	—	—	10,843	21,971	18,325	16,320	4,807
Total Drugs and Medicines . . . "	—	—	—	—	—	41,322	40,536	35,414	40,413	26,287
DYEING AND TANNING SUBSTANCES—										
Dyes obtained from Coal tar—										
Aniline . . . Lbs.	2,500	1,688	100	..	420	5,000	3,243	350	..	897
Haffron . . . "	1,298	898	514	108	..	4,214	4,433	657	1,350	..
Other sorts (including lac-dye) . . . Value	—	—	—	—	—	20,033	27,546	17,725	11,803	9,739
Total Dyeing and Tanning substances . . . "	—	—	—	—	—	29,247	35,222	18,732	13,153	10,636
EARTHENWARE AND PORCELAIN (including PIPES OF EARTHENWARE) . . . "	—	—	—	—	—	395	2,934	2,318	..	1,725
FRUITS AND VEGETABLES—										
Fruits and Vegetables: dried, salted, or preserved—										
Dates . . . Tons	394	71	15	187	15	95,692	12,971	4,725	21,528	2,520
Othersorts . . . "	168	248	162	111	99	1,40,868	2,06,321	1,56,011	1,19,326	96,164
FURNITURE AND CABINETWARE . . . Value	—	—	—	—	—	13,305	290	3,551	5,955	1,051
GLASS AND GLASSWARE . . . "	—	—	—	—	—	22,874	24,893	23,914	34,304	10,909
GUMS AND RESINS—										
Olibanum or frankincense . . . Cwts.	1,216	1,387	1,942	1,268	2,272	29,347	30,840	54,046	39,217	41,909
Other sorts . . . "	124	402	664	568	98	3,320	12,249	16,865	12,685	2,742
Total Gums and Resins . . . "	1,340	1,789	2,606	1,836	2,370	32,667	43,089	70,911	52,102	44,651
HARDWARE, excluding CUTLERY AND ELECTROPLATED WARE . . . Value	—	—	—	—	—	1,36,237	1,00,343	73,794	71,355	51,139
INSTRUMENTS, APPARATUS, AND APPLIANCES, AND PARTS THEREOF—										
Electrical . . . "	—	—	—	—	—	15,339	11,222	34,325	9,514	3,131
Musical . . . "	—	—	—	—	—	33,634	51,553	24,207	8,022	4,025
Photographic . . . "	—	—	—	—	—	68,091	43,125	50,431	86,455	1,29,080
Other sorts . . . "	—	—	—	—	—	22,626	31,265	18,742	12,656	2,699
Total Instruments, etc. . . "	—	—	—	—	—	1,39,690	1,42,165	1,27,706	1,16,648	1,38,905
JEWELLERY (excluding IMITATION JEWELLERY, AND PRECIOUS STONES AND PEARLS, UNSET), ALSO PLATE OF GOLD AND SILVER—										
Plate of gold and silver Value	—	—	—	—	—	13,370	390	5,050	..	711
MAJINERY AND MILLWORK . . . "	—	—	—	—	—	89,518	1,24,473	1,35,252	76,141	55,675
METALS AND ORES—										
Iron or STEEL . . . Tons	10	8	16	13	23	7,045	6,190	7,441	7,197	6,271
Others . . . "	8	2	6	3	2	8,006	4,440	10,358	4,391	39,287
Total Metals and Ores . . . "	18	10	22	16	25	15,051	10,630	17,799	12,528	45,558

No. 13—continued

STRAITS SETTLEMENTS (INCLUDING LABUAN)—concluded

EXPORTS THERE TO—concluded

FOREIGN MERCHANDISE—concluded

ARTICLES	QUANTITY					VALUE				
	1926-27	1927-28	1928-29	1929-30	1930-31	1926-27	1927-28	1928-29	1929-30	1930-31
OILS Gals.	9,901	189,448	34,042	1,04,111	38,097	20,351	89,678	16,471	24,232	26,393
PAINTS AND COLOURS . . . Cwts.	23	309	224	70	113	1,509	18,973	9,925	3,615	6,356
PRINTING AND LITHO- GRAPHING MACHINERY AND MATERIALS (excluding PAPER)	—	—	—	—	—	3,443	10,540	3,727	11,936	1,488
PROVISIONS AND OILMAN'S STORES Cwts.	1,668	233	2,078	314	974	98,843	3,490	1,05,440	12,306	59,327
RAILWAY PLANT AND ROLLING STOCK (a)	—	—	—	—	—	5,885	—	—	—	—
RUBBER MANUFACTURES . . . Tons	14	26	26	12	6	6,104	28,180	9,440	22,409	72,936
SEEDS	—	—	—	—	—	6,954	17,661	7,225	3,633	3,237
SPICES—										
Cardamoms Cwts.	14	17	41	2	..	2,150	4,054	10,1	300	..
Cassia-Lignea (b)	—	375	1	—	20,700	30
Cloves	5,385	558	1,045	1,039	1,307	2,31,774	30,709	54,226	63,558	60,341
Other sorts	49	75	7	2	48	1,380	1,270	750	100	3,135
Total Spices	5,448	645	1,093	1,418	1,446	2,35,254	36,033	65,169	84,718	93,506
STATIONERY (excluding PAPER) Value	—	—	—	—	—	2,384	4,234	3,704	3,906	2,378
SUGAR Tons	2	..	1	2,493	20	700
TEXTILES—										
Cotton—										
Twist and yarn . . . Lbs.	2,030	1,845	..
Manufactures—										
Piece goods—										
Grey (unbleached) . Yard ^b	253,189	193,517	263,497	136,480	22,690	94,248	75,099	78,784	45,758	6,177
White (bleached) . . .	325,721	234,533	306,535	217,321	100,806	1,48,982	1,08,444	1,41,245	90,681	53,658
Coloured, printed, or dyed	143,503	131,135	125,675	100,113	159,617	72,359	75,043	58,179	55,031	75,755
Other sorts of manu- factures Value	—	—	—	—	—	5,397	1,415	2,845	3,435	3,343
Total Cotton manufac- tures (including twist and yarn)	—	—	—	—	—	2,20,936	2,60,001	2,81,053	1,96,850	13,943
Haberdashery and Mill- inery	—	—	—	—	—	607	8,407	7,540	6,432	2,915
Silk—										
Manufactures—										
Goods of silk mixed with other materials Yards	3,602	6,161	10,150	7,690
Piece goods	1,220	800	42	1,538	800	204
Total Silk manufac- tures Value	—	—	—	—	—	11,738	8,490	204
Woolen manufactures . . .	—	—	—	—	—	15,757	12,879	7,747	3,300	3,343
Other textiles—										
Manufactures	—	—	—	—	—	24,919	13,745	2,123	9,304	1,301
TOBACCO Lbs.	1,006	1,950	15,280	4,113	2,328	3,536	3,347	11,440	9,527	3,903
TOYS AND REQUISITES FOR GAMES AND SPORTS (including FISHING TACKLE other than WEAPONS) Value	—	—	—	—	—	919	2,637	9,015	3,014	1,532
VEHICLES, excluding LOCO- MOTIVES, ETC., FOR RAIL- WAYS—										
Carriages and carts (ex- cluding Railway car- riages and parts there- of)	—	—	—	—	—	30,045	56,667	22,336	31,437	13,309
Other sorts	—	—	—	—	—	16,320	4,073	6,136	14,117	9,970
POSTAL ARTICLES	—	—	—	—	—	6,793	91,720	11,258	3,412	166
ALL OTHER ARTICLES OF MERCHANDISE	—	—	—	—	—	37,595	1,70,235	21,461	59,527	63,623
GRAND TOTAL	—	—	—	—	—	17,92,061	16,52,501	13,94,119	11,01,926	10,43,593
GRAND TOTAL OF INDIAN AND FOREIGN MERCHAN- DISE	—	—	—	—	—	9,50,01,177	9,27,72,771	7,95,08,691	8,01,56,532	6,39,76,536

(a) Discontinued from 1928-29,
(b) Figures prior to 1927-28 shown under "Drugs & Medicines, etc."

FEDERATED MALAY STATES

IMPORTS THEREFROM

ARTICLES	QUANTITY					VALUE				
	1926-27	1927-28	1928-29	1929-30	1930-31	1926-27	1927-28	1928-29	1929-30	1930-31
GRAIN, PULSE AND FLOUR—										
Rice not in the husk Tons	..	678	..	8	1,02,209	..	1,104	91
GUMS AND RESINS—										
Dammar (resins) Cwts.	2,095	2,211	1,648	1,404	1,840	18,440	18,618	18,968	18,395	11,604
Resin "	589	488	847	1,940	848	4,098	3,334	5,658	14,555	6,171
Others "	95	..	9	7	2	2,070	..	520	891	116
Total of Gums & Resins "	2,779	2,697	2,499	3,441	2,190	24,602	21,847	20,141	28,341	17,954
INSTRUMENTS, APPARATUS AND APPLIANCES AND PARTS THEREOF Value	—	—	—	—	—	2,099	18,962	26,511	35,957	7,556
JEWELLERY (excluding IMITATION JEWELLERY), AND PRECIOUS STONES AND PEARLS, UNSET, ALSO PLATE OF GOLD AND SILVER—										
Jewellery Value	—	—	—	—	—	10,543	12,164	9,500	6,767	6,179
OILS—										
Mineral Gals.	..	4,525	..	182	420	..	11,944	..	169	553
PRECIOUS STONES AND PEARLS, UNSET Value	—	—	—	—	—	1,87,422	..	40
PROVISIONS AND OILMAN'S STORES "	—	—	—	—	—	4,878	2,028	64,006	634	10,598
SPICES Cwts.	522	272	86	166	207	11,479	4,935	2,372	3,747	3,076
POSTAL ARTICLES NOT SPECIFIED Value	—	—	—	—	—	79,207	78,834	90,311	75,242	58,542
ALL OTHER ARTICLES OF MERCHANDISE "	—	—	—	—	—	37,783	1,24,156	24,865	54,706	41,002
GRAND TOTAL "	—	—	—	—	—	3,08,108	2,60,870	2,39,746	2,06,657	1,45,557

EXPORTS THERETO

INDIAN MERCHANDISE

ARTICLES	QUANTITY					VALUE				
	1926-27	1927-28	1928-29	1929-30	1930-31	1926-27	1927-28	1928-29	1929-30	1930-31
ANIMALS LIVING—										
Cattle comprising sheep and goats No.	2,483	2,791	707	171	431	3,11,550	3,55,750	80,300	18,350	40,143
Sheep and Goats "	80	49	79	1,080	..	1,090	598	1,185	16,200	..
Other kinds "	4	69	70	114	149	300	855	460	1,780	1,043
Total Animals, living "	2,567	2,909	856	1,365	570	3,12,840	3,57,193	81,945	36,780	41,186
APPAREL (including DRESSING, UNIFORMS, AG-OUTMENTS, BUT excluding HOSIERY AND BOOTS AND SHOES) Value	—	—	—	—	—	9,807	15,879	6,307	44,186	13,246
BOOKS, PRINTED, AND PRINTED MATTER (including MAPS AND CHARTS) Cwts.	208	241	240	292	197	25,781	34,055	32,274	33,790	24,916
BUILDING AND ENGINEERING MATERIALS other than OF IRON, STEEL OR WOOD Value	—	—	—	—	—	2,140	..	1,505	2,113	5,917
CANDLES OF ALL KINDS Lbs.	149,555	233,212	144,493	267,637	189,823	42,058	65,727	40,412	75,267	39,325
COAL AND COKE Tons	..	2,645	345	..	5,074	..	23,526	3,822	..	62,241
DRUGS AND MEDICINES, DYEING AND TANNING SUB- STANCES Cwts.	—	—	—	—	—	30,912	22,090	14,316	9,813	12,200
FODDER, BRAN, AND POLLARDS (excluding OILCAKE) Tons	266	411	425	435	453	2,753	5,523	7,508	6,611	5,913
FRUITS AND VEGETABLES Value	4,304	940	384	1,778	12,779	2,66,480	44,723	24,068	49,716	3,15,045
GRAIN, PULSE, AND FLOUR—										
Pulse Tons	1,092	1,485	1,455	1,739	2,178	2,00,281	2,66,018	2,61,573	3,08,468	2,70,531
Rice, not in the husk "	30,766	44,517	47,341	69,424	72,332	60,47,336	67,97,129	66,19,774	93,63,929	79,30,982
Wheat flour "	159	109	269	337	473	58,979	40,006	58,559	80,043	69,468

No. 13—continued

FEDERATED MALAY STATES—continued

EXPORTS THEREFROM—continued

INDIAN MERCHANDISE—continued

ARTICLES	QUANTITY					VALUE				
	1926-27	1927-28	1928-29	1929-30	1930-31	1926-27	1927-28	1928-29	1929-30	1930-31
HARDWARE AND CUTLERY, including PLATED WARE . . . Value	—	—	—	—	—	R 7,205	R 10,087	R 8,757	R 4,896	R 4,998
INSTRUMENTS, APPARATUS, AND APPLIANCES, AND PARTS THEREOF . . .	—	—	—	—	—	R 8,45,161	R 2,54,805	R 82,884	R 1,30,296	R 68,558
JEWELLERY (excluding IMITA- TION JEWELLERY) ALSO PLATE OF GOLD AND SILVER . . .	—	—	—	—	—	—	—	R 7,750	R 1,450	..
LAC Cwts.	2	55	55	33	47	R 250	R 8,090	R 7,670	R 4,452	R 3,900
LEATHER—										
HIDES AND SKINS Ton	15	..					
TANNED OR DRESSED No.	—66,515	..	R 500	R 480	..	R 69,894	..
METALS AND ORES Tons	200	739	452	589	198	R 48,751	R 69,216	R 55,668	R 69,381	R 26,825
OILS Gals.	1,346	3,138	3,745	3,594	4,167	R 4,477	R 9,497	R 8,096	R 9,274	R 9,885
OIL CAKES Tons	71	123	84	169	178	R 5,767	R 12,460	R 9,249	R 15,229	R 12,904
PARAFFIN WAX Tons	..	6	2	18	89	..	R 2,730	R 910	R 8,794	R 12,498
PERFUMERY NOT BRING FRE- IGHTED SPIRIT Value	—	—	—	—	—	R 3,381	R 3,555	R 3,470	R 5,041	R 3,497
PROVISIONS AND OILMAN'S STORES	—	—	—	—	—	R 1,32,656	R 1,58,257	R 1,57,893	R 2,34,547	R 2,00,630
SEEDS Tons	169	182	100	61	58	R 51,899	R 76,800	R 38,820	R 50,661	R 33,306
SPICES Cwts.	2,601	2,076	1,291	2,327	1,406	R 85,087	R 55,441	R 23,105	R 67,499	R 34,764
TEA lbs.	3,958	12,921	13,297	11,948	4,017	R 5,990	R 19,175	R 21,633	R 19,063	R 4,005
TEXTILES—										
Cotton—										
Manufactures—										
Piece goods—										
Grey (unbleached) Yards	168,318	154,739	124,252	121,686	44,749	R 84,334	R 78,195	R 61,259	R 60,582	R 21,257
White (bleached)	31,005	12,613	11,623	46,923	12,117	R 19,234	R 5,179	R 5,243	R 26,298	R 5,935
Coloured, printed, or dyed	1,099,654	1,324,113	678,682	1,216,377	726,682	R 8,78,949	R 9,54,728	R 5,02,692	R 8,64,145	R 5,15,812
Other sorts of manufactures Value	—	—	—	—	—	R 15,662	R 8,819	R 2,286	R 1,381	R 2,501
Total of Cotton manufactures including Twist and Yarn	—	—	—	—	—	R 9,88,179	R 10,46,921	R 5,71,480	R 9,52,406	R 5,45,605
Jute manufactures	—	—	—	—	—	R 5,642	R 1,528	R 257	R 1,31,794	R 2,150
Silk manufactures	—	—	—	—	—	R 30,504	R 8,891	R 16,305	R 6,240	R 4,950
Woolen manufactures	—	—	—	—	—	R 6,535	R 7,677	R 8,089	R 6,944	R 7,313
TOBACCO—										
Unmanufactured Lbs.	1,432,740	1,624,919	1,551,251	161,919	1,333,337	R 5,26,998	R 6,55,289	R 6,37,193	R 6,00,278	R 4,59,840
Manufactured	18,684	20,243	22,586	32,885	64,499	R 10,174	R 17,889	R 19,182	R 29,570	R 52,151
UMBRELLAS, including PARA- SOLS AND SUNSHADES No.	1,480	2,764	300	3,703	103	R 3,400	R 6,910	R 702	R 1,6,475	R 305
WOOD AND TIMBER—										
Teakwood Cubic tons	68	24	R 9,737	R 3,600
RESIN ARTICLES Value	—	—	—	—	—	R 8,40,269	R 11,89,875	R 9,19,947	R 10,82,199	R 6,88,443
ALL OTHER ARTICLES OF MERCHANDISE	—	—	—	—	—	R 58,229	R 50,413	R 53,271	R 74,341	R 38,953
GRAND TOTAL	—	—	—	—	—	R 1,02,98,612	R 1,15,68,070	R 1,00,99,698	R 1,37,82,698	R 1,12,52,428

FEDERATED MALAY STATES—concluded

EXPORTS THEREOF—concluded

FOREIGN MERCHANDISE

ARTICLES	QUANTITY					VALUE				
	1926-27	1927-28	1928-29	1929-30	1930-31	1926-27	1927-28	1928-29	1929-30	1930-31
Clocks and Watches . . . No.	2,720	6,736
GLASS AND GLASSWARE . . . Value	—	—	—	—	—	25,971	20,196	25,597	33,898	8,770
HARDWARE (excluding CUTLERY AND ELECTROPLATED WARE) . . . Value	—	—	—	—	—	2,374	6,185	2,444	1,008	911
INSTRUMENTS, APPARATUS, AND APPLIANCES, AND PARTS THEREOF . . . Value	—	—	—	—	—	15,828	17,954	2,090	5,665	1,264
MACHINERY AND MILLWORK . . . Value	—	—	—	—	—	4,840	11,302	17,682	3,251	180
OILS—										
Mineral . . . Gals.	1,998	805	2,770	20	10	9,485	1,527	5,589	180	60
TEXTILES—										
Cotton—										
Manufactures—										
Piece goods—										
Grey (unbleached) Yards	72,458	77,722	65,986	87,828	16,034	28,607	26,799	19,895	28,710	4,551
White (bleached) . . . "	96,434	60,159	74,962	114,497	14,200	40,989	26,506	30,069	43,163	4,637
Coloured, printed, or dyed . . . "	15,165	33,332	33,652	17,959	6,000	6,821	13,679	12,755	6,750	1,550
Other sorts of manufactures . . . Value	—	—	—	—	—	3,379	200	—	—	—
Total of Cotton manufactures (including twist and yarn) . . . Value	—	—	—	—	—	88,796	67,184	63,729	78,623	10,738
Wool—										
Manufactures—										
Shawls . . . No.	1,050	105	2	6,170	590	24
Other Textiles—										
Manufactures . . . Value	—	—	—	—	—	14,851	6,444	1,900	100	54
ALL OTHER ARTICLES OF MERCHANDISE . . . Value	—	—	—	—	—	24,309	23,671	12,106	32,476	15,788
GRAND TOTAL . . . Value	—	—	—	—	—	1,92,684	1,55,053	1,37,897	1,51,845	37,665
GRAND TOTAL OF INDIAN AND FOREIGN MERCHANDISE . . . Value	—	—	—	—	—	1,04,91,296	1,17,23,123	1,01,47,685	1,39,14,543	1,12,90,093

SUMATRA

IMPORTS THEREFROM

ARTICLES	QUANTITY					VALUE				
	1926-27	1927-28	1928-29	1929-30	1930-31	1926-27	1927-28	1928-29	1929-30	1930-31
RESINS AND RESINS . . . Cwts.	1,587	127	1	..	22	13,560	954	8	..	1,245
HARDWARE (excluding CUTLERY AND ELECTROPLATED WARE) . . . Value	—	—	—	—	—	40,822	4,320	—	—	150
OILS—										
Mineral—										
Fuel Oils . . . Gals.	..	1,496,250	346,380	..	5,14,990	2,01,384
Kerosene . . . "	391,819	13,000	2,074,180	3,14,970	13,338	11,87,178
Lubricating oils . . . "	316,530	371,046	310,482	309,789	..	1,58,265	4,76,157	1,35,836	1,35,532	..
Petroleum, dangerous flashing below 76°F including petrol, benzene and benzol . . . Value	566,175
Other kinds . . . Gals.	2,097	2,915	3,71,553	..
Total Mineral oils . . . Value	710,446	2,380,296	2,384,612	875,964	346,380	4,76,150	10,04,485	13,23,014	5,07,085	2,01,384
POSTAL ARTICLES NOT SPECIFIED . . . Value	—	—	—	—	—	—	—	—	—	—
ALL OTHER ARTICLES OF MERCHANDISE . . . Value	—	—	—	—	—	14,899	3,218	16,772	4,811	4,038
GRAND TOTAL . . . Value	—	—	—	—	—	5,45,434	10,18,012	13,39,786	5,11,596	2,06,817

No. 13—continued
SUMATRA—continued
EXPORTS THERE TO

INDIAN MERCHANDISE

ARTICLES	QUANTITY					VALUE				
	1926-27	1927-28	1928-29	1929-30	1930-31	1926-27	1927-28	1928-29	1929-30	1930-31
COAL AND COKE—						R	R	R	R	R
Coal Tons	6,958	12,659	..	6,066	..	71,604	1,82,919	..	63,593	..
FODDER, BRAN, AND POLLARDS (excluding OIL CAKE) Tons	6,208	997	494	459	906	70,187	45,744	3,701	19,078	23,635
GRAIN, PULSE, AND FLOUR—										
Pulse Tons	52	78	04	2	..	6,865	7,819	4,693	300	..
Rice, not in the husk	85,075	121,916	112,080	184,891	129,307	1,28,58,473	1,69,11,933	1,40,70,835	1,75,82,671	1,43,63,702
INSTRUMENTS AND APPARATUS, ETC. Value	—	—	—	—	—	80,570	45,585	35,791	19,162	11,558
MANURES Tons	650	112	297	2	..	93,500	19,820	48,023	400	..
Oilcakes (Groundnut Cake)	349	677	23,590	58,484
SEEDS—										
Tea \$	83	174	136	74	74	2,08,820	3,36,355	2,82,523	1,80,900	1,49,292
TEA, BLACK Lbs.	..	9,900	13,800	20,100	3,400	..	9,900	13,800	20,100	3,410
TEXTILES—										
Cotton—										
Manufactures—										
Piece goods Yards	246,255	130,500	30,250	44,280	48,960	1,14,703	69,120	15,960	21,480	26,160
Jute—										
Twist and yarn] Lbs.	16,400	3,280	3,600	600
Manufactures—										
Gunny bags No.	785,550	836,600	690,700	832,200	619,800	4,00,133	3,98,000	3,04,801	3,10,595	1,92,485
“ cloth Yards	509,000	813,000	515,333	826,819	378,000	1,02,200	1,73,940	1,07,304	1,51,686	749,802
Rope and twine Cwts.	7,332	7,446	7,631	7,109	6,058	1,73,645	1,38,675	1,49,133	1,39,532	1,08,592
Total Jute manufactures (including twist and yarn) Value	—	—	—	—	—	6,84,583	7,06,215	5,52,288	6,01,813	3,50,879
WOOLLEN MANUFACTURES	—	—	—	—	—	2,015	5,320	2,850	4,332	4,426
TOBACCO—										
Manufactured—										
Cigars Lbs.	10,964	1,790	9,050	12,813	3,661	10,810	1,918	9,050	10,355	2,700
POSTAL ARTICLES Value	—	—	—	—	—	2,05,863	1,02,951	1,46,582	2,71,490	2,12,392
ALL OTHER ARTICLES OF MERCHANDISE	—	—	—	—	—	23,543	16,423	12,599	12,416	12,738
—GRAND TOTAL	—	—	—	—	—	1,43,81,541	1,84,11,497	1,51,98,700	1,88,36,666	1,53,24,37

FOREIGN MERCHANDISE

ARTICLES	QUANTITY					VALUE				
	1926-27	1927-28	1928-29	1929-30	1930-31	1926-27	1927-28	1928-29	1929-30	1930-31
HARDWARE (excluding CUTLERY AND ELECTRO-PLATED WARE) Value	—	—	—	—	—	82,120	..	29,220	36,477	2,105
MACHINERY AND MILL WORK Value	—	—	—	—	—	300	..	2,000	3,200	10,034
MINERAL OILS Gal.	193	210	23,613	513	10	5,329
ALL OTHER ARTICLES OF MERCHANDISE Value	—	—	—	—	—	8,343	2,458	5,622	1,655	5,590
GRAND TOTAL	—	—	—	—	—	91,266	2,468	42,180	41,332	17,729
GRAND TOTAL OF INDIAN AND FOREIGN MERCHANDISE	—	—	—	—	—	1,44,72,827	1,84,13,955	1,52,40,880	1,89,77,998	1,52,42,105

IMPORTS THEREFROM

ARTICLES	QUANTITY					VALUE				
	1926-27	1927-28	1928-29	1929-30	1930-31	1926-27	1927-28	1928-29	1929-30	1930-31
COAL AND COKE— Coal Tons	1,146	1,839	49	1,799	1,035	28,800	13,271	1,975	26,162	15,280
COFFEE, other than roasted or ground Cwts.	7,254	8,587	17,855	28,431	22,479	3,87,296	4,25,893	10,43,168	15,75,245	12,10,723
DRUGS AND MEDICINES (excluding CHEMICALS AND NARCOTICS)— Quinine Salts— Quinine sulphate or bisulphate Lbs.	3,913	9,633	3,532	3,877	3,429	81,758	46,101	69,223	74,843	45,291
Quinine hydrochloride or dihydrochloride. "	1,068	713	823	523	319	27,653	13,431	22,732	13,937	8,153
Other sorts of Quinine salts "	6,967	2,882	2,515	3,153	964	76,405	33,823	30,740	27,555	10,626
Other sorts of drugs and medicines Value	—	—	—	—	—	9,526	19,760	14,918	11,385	11,097
Total Drugs and Medicines "	—	—	—	—	—	1,05,842	1,18,115	1,37,608	1,27,220	75,167
GRAIN, PULSE, AND FLOUR— Beans (dry) Tons	—	385	460	1,463	1,166	—	61,620	74,724	2,27,264	1,42,479
Pulse "	1	137	725	—	1,008	200	24,304	1,14,083	140	3,54,227
Rice not in the husk "	7	395	—	—	9	1,771	47,295	—	72	1,283
Other sorts "	406	2,220	1,623	1,341	—	41,593	2,05,672	2,43,099	1,54,957	137
Total Grain, Pulse and Flour "	414	3,137	2,308	2,804	2,183	43,564	3,39,391	4,31,006	3,82,433	4,98,126
GUMS AND RESINS— Dammer (resins) Cwts.	4,292	3,908	354	—	—	30,003	21,434	2,475	—	—
HARDWARE (excluding CUTLERY AND ELECTRO- PLATED WARE Value	—	—	—	—	—	1,52,643	1,34,703	1,57,330	2,13,013	2,66,976
INSTRUMENTS, APPARATUS AND APPLIANCES AND PARTS THEREOF "	—	—	—	—	—	1,243	1,332	5,488	19,325	3,249
LIQUORS (including DEHA- TURED AND PERFUMED SPIRITS)— Spirit— Rum Gals.	96,969	75,798	51,626	193,752	24,221	1,23,695	1,04,264	69,425	2,46,563	27,799
Spirit, denatured "	641,514	907,189	730,260	853,818	1,116,414	9,35,822	12,78,091	8,08,898	9,64,306	11,64,835
Other sorts of spirit "	20,861	10,300	3,941	6,199	3,732	23,133	11,521	4,213	6,672	7,411
Total Spirit "	759,344	994,787	785,827	1,053,769	1,144,357	10,82,655	13,93,876	9,71,536	12,17,541	12,00,045
Other sorts of liquors "	517	88	31	37	341	2,494	277	225	303	1,512
Total Liquors "	759,861	994,875	785,858	1,053,806	1,144,698	10,85,149	13,94,153	9,71,761	12,17,844	12,01,557
METALS AND ORES Tons	—	—	1	4	7	168	649	555	5,316	17,237
OILS— Mineral— Lubricating oils Gals.	34,953	14,267	5,062	1,694	2,224	39,140	13,311	3,000	1,027	3,502
Other kinds "	336	16	100	1,345	3,574	754	16	145	1,577	3,079
Total Mineral oils "	35,289	14,283	5,162	3,039	5,798	39,894	13,327	3,145	2,604	6,581
Other sorts of oils "	1,016	2,116	443	536	489	3,019	4,054	3,313	4,192	6,136
Total Oils "	36,304	16,399	5,605	3,575	6,287	42,913	17,381	6,958	6,796	12,717
PROVISIONS AND OTHER STORES (including FISH AND FRUITS AND VEGE- TABLES, CANNED OR BOTTLED)— Farinaceous and patent foods— Farinaceous foods in bulk Cwts.	16,074	47,595	112,560	79,802	27,251	1,69,458	5,13,451	12,48,335	8,26,219	2,53,766
Other sorts "	244	31	339	203	27	2,615	685	2,341	1,678	425
Other sorts of provisions Value	—	—	—	—	—	6,302	1,233	29,744	4,094	6,520
Total Provisions and Other's stores "	—	—	—	—	—	1,78,375	5,15,369	12,82,920	8,31,991	2,60,711
Rubber manufactures "	—	—	—	—	—	—	5	10,974	3,645	40,435
Salt Tons	—	—	—	—	2,955	29	—	11	59	44,327

No. 13—continued

JAVA—continued

IMPORTS THEREFROM—continued

ARTICLES	QUANTITY					VALUE				
	1926-27	1927-28	1928-29	1929-30	1930-31	1926-27	1927-28	1928-29	1929-30	1930-31
BEANS Tons	43	62	1	..	75	9,587	18,075	1,067	48	8,567
SPICES—										
Betelnuts . . . Cwts.	361	3,098	3,704	6,331	11,355	9,408	86,917	72,345	1,03,188	1,71,165
Cloves "	166	10,379	..	1
Pepper "	..	9	794	975	2,208	..	831	73,155	83,804	1,89,838
Other sorts . . . "	1	68	1	4	169	37	5,428	67	123	10,536
Total Spices . . "	362	3,170	4,665	7,360	13,732	9,440	93,176	1,55,846	1,03,115	3,71,540
STARCH AND FARINA . . "	..	3,889	994	..	38,456	7,480
SUGAR—										
Sugar, 16 Dutch standard and above (a) . Tons	611,423	601,944	850,732	779,437	—	13,55,36,364	13,74,26,054	15,46,68,124	12,68,27,398	—
Sugar 23 Dutch standard and above "	—	—	—	—	715,307	—	—	—	—	8,44,50,132
Sugar below 23 Dutch Standard but not below 16 Dutch Standard . . "	—	—	—	—	97,000	—	—	—	—	92,04,624
Beet Sugar "	122	24,500
Sugar, 15 Dutch standard and below "	156	229	51	1,673	7,439	30,728	42,102	8,670	2,30,379	5,05,219
Molasses "	95,981	97,107	68,575	71,760	102,022	52,57,092	40,84,262	23,31,451	26,23,466	42,63,704
Total Sugar "	707,682	789,290	919,358	852,370	911,768	14,08,48,684	14,15,02,418	15,70,08,245	12,97,11,248	9,85,23,729
TEA—										
Black Lbs.	1,521,023	2,624,869	4,108,735	3,402,571	1,338,705	11,28,224	21,71,600	23,28,269	22,53,142	7,63,437
Green "	15,652	18,622	..	3,637	5,178	8,574	13,419	..	951	2,044
TEXTILES—										
Cotton—										
Manufactures—										
Piecegoods—										
Coloured, printed or dyed—										
Printed goods . . Yards	4,700	510	250	650	10	3,308	303	235	300	15
Jute manufactures—										
Gunny bags . . . No.	7,400	68,200	250	7,200	1,443	4,154	22,610	62	4,000	741
VEHICLES, excluding LOCOMOTIVES, ETC., FOR RAILWAYS—										
Mechanically propelled vehicles (excluding railway locomotives and tractors) . . Value	—	—	—	—	—	2,347	807	17,646	27,979	7,790
WOOD AND TIMBER—										
Teak Cub. Tons	..	614	93,008
Other kinds of wood and timber . . Value	—	—	—	—	—	55	3,200	964	6,995	8,841
Total Wood Timber . . "	—	—	—	—	—	55	97,108	964	6,995	8,841
POSTAL ARTICLES NOT SPECIFIED "	—	—	—	—	—	5,322	2,775	2,100	4,108	9,149
ALL OTHER ARTICLES OF MERCHANDISE "	—	—	—	—	—	63,364	88,232	1,02,209	75,660	76,569
GRAND TOTAL "	—	—	—	—	—	14,42,27,504	14,70,75,220	16,41,57,239	13,66,83,429	10,84,17,240

EXPORTS THERETO

INDIAN MERCHANDISE

ARTICLES	QUANTITY					VALUE				
	1926-27	1927-28	1928-29	1929-30	1930-31	1926-27	1927-28	1928-29	1929-30	1930-31
APPAREL (including DRAPERY, UNIFORMS, ACCOUTREMENTS, BUT excluding HOSIERY AND BOOTS AND SHOES) Value	—	—	—	—	—	44,989	43,786	29,775	20,793	11,270
BOOKS, PRINTED AND PRINTED MATTER (NOT BEING STATIONERY), including MAPS AND CHARTS . . . Cwts.	43	492	586	639	362	8,500	54,285	55,511	69,961	84,135

(a) Sub-divided from 1930-31.

INDIAN MERCHANDISE—continued

ARTICLES	QUANTITY					VALUE				
	1926-27	1927-28	1928-29	1929-30	1930-31	1926-27	1927-28	1928-29	1929-30	1930-31
						R	R	R	R	R
COAL AND COKE . . . Tons	4,823	1	2,284	2,400	432	57,677	10	25,186	25,200	5,180
CORDAGE AND ROPE OF VEGETABLE FIBRE (excluding JUTE AND COTTON) . . . Cwts.	1,121	779	1,955	1,124	653	33,535	27,012	63,980	33,204	21,594
DRUGS AND MEDICINES . . . Value	—	—	—	—	—	13,042	4,504	9,271	5,567	4,443
DYES AND TANNING SUBSTANCES—										
Safflower . . . Cwts.	68	82	389	80	140	2,090	2,233	8,982	3,700	3,660
GRAIN, PULSE, AND FLOUR—										
Pulse . . . Tons	85	107	98	88	122	14,957	18,519	18,521	16,167	10,691
Rice, not in the husk . . . "	21,938	6,613	43,640	155,132	51,208	34,91,605	7,91,169	55,07,709	1,98,80,669	47,37,795
Wheat . . . "	24	27	51	54	70	4,108	4,950	10,916	10,684	12,010
Other sorts . . . "	14	2	9	..	10	2,908	775	2,062	321	2,378
Total Grain, Pulse, and Flour . . . "	22,061	6,749	43,798	155,274	51,410	35,13,576	8,15,413	55,40,108	1,94,07,841	47,71,814
GUMS AND RESINS . . . Cwts.	10,778	3,742	4,100	2,740	2	1,91,130	56,475	55,750	36,125	110
HARDWARE AND CUTLERY, including PLATED WARE . . . Value	—	—	—	—	—	340	3,660	11,374	15,873	30,107
INSTRUMENTS, APPARATUS, AND APPLIANCES, AND PARTS THEREOF . . . "	—	—	—	—	—	35,088	79,693	74,643	1,70,736	46,906
LAC—										
Shell . . . Cwts.	831	924	1,152	1,450	1,327	80,792	1,47,476	1,62,578	1,87,838	1,35,060
LEATHER—										
Skins, tanned or dressed { Tons =No.	4	22	44	19	1	19,255	1,01,709	1,79,205	32,384	3,600
Unwrought . . . Cwts.	1,647	837	1,070	816	708	3,94,246	1,87,496	2,38,466	1,83,145	1,64,197
Machinery and Millwork of all kinds . . . Value	—	—	—	—	—	1,940	6,097	1,750
MANURES—										
Hornmeal . . . Tons	150	22,700	..
Sulphate of ammonia . . . "	..	401	88,000
Other sorts . . . "	249	160	275	..	1	44,820	29,900	50,000	..	90
Total Manures . . . "	249	561	275	150	1	44,820	97,900	50,000	22,700	90
METALS AND ORES . . . "	284	269	269	285	195	1,19,823	66,323	94,525	1,32,995	1,06,616
Oils . . . Gallons	651	641	664	1,531	235	2,108	2,005	1,556	5,672	3,607
OILCAKES—										
Groundnut cake . . . Tons	..	495	..	1,173	82	2	50,400	..	1,19,383	7,650
OPIUM— { Chests =Cwts.	1,500	1,205	904	604	643	60,00,000	48,20,000	38,56,000	24,16,000	25,72,000
PROVISIONS AND OILMAN'S STORES—										
Ghi . . . Cwts.	456	437	702	633	790	50,992	52,219	74,073	61,433	73,315
Pickles, chutnies, and condiments . . . "	230	450	621	543	309	8,956	17,195	21,357	10,283	12,530
Other sorts . . . Value	—	—	—	—	—	1,766	2,349	3,717	1,799	4,635
Total Provisions and Oilman's Stores . . . "	—	—	—	—	—	61,714	71,763	99,147	79,570	91,030

No. 13—continued
 JAVA—continued
 EXPORTS THERE TO—continued

INDIAN MERCHANDISE—concluded

ARTICLES	QUANTITY					VALUE				
	1926-27	1927-28	1928-29	1929-30	1930-31	1926-27	1927-28	1928-29	1929-30	1930-31
SEEDS—						R	R	R	R	R
Oil seeds—										
Essential—										
Coriander . . . Tons	412	157	165	7	53	91,490	55,242	54,407	1,868	6,615
Other sorts . . . "	16	20	20	7	8	4,670	8,006	8,882	4,670	4,605
Total Seeds Essential . . .	428	177	185	14	61	96,160	63,248	62,989	6,538	11,220
Non-essential—										
Tea "	80	68	25	61	20	2,53,976	1,78,118	90,207	1,71,538	48,458
Other sorts . . . "	1	..	1	1	..	466	245	859	555	175
Total Seeds Non-essential . . .	81	68	26	62	20	2,54,442	1,78,363	91,066	1,72,093	48,633
Other than oil seeds . . . "	8	60	205	120	138
Total of Seeds "	509	245	211	76	81	3,50,790	2,41,671	1,54,260	1,78,748	54,991
SPICES Cwt.	58	51	56	107	82	4,374	3,195	4,026	6,998	5,264
TEXTILES—										
Cotton—										
Twist and yarn . . . Lbs.	42,300	..	10,000	44,486	..	5,000
Manufactures—										
Piece goods . . . Yards	1,526,375	2,784,288	4,084,592	3,194,500	2,992,633	6,98,120	12,30,470	17,94,748	13,08,313	12,68,237
Other sorts of manufactures . . . Value	—	—	—	—	—	5,550	11,480	3,910	4,600	3,670
Total Cotton manufactures (including twist and yarn) . . .	—	—	—	—	—	7,48,156	12,41,950	18,08,658	13,12,913	12,71,907
Haberdashery and Millinery . . .	—	—	—	—	—	31,975	28,280	11,300	13,020	4,907
Jute—										
Manufactures—										
Gunny bags . . . No.	26,937,136	25,769,825	42,081,275	37,288,600	41,646,780	1,71,55,305	1,46,31,040	2,25,79,209	1,67,64,254	1,59,29,138
Gunny cloth . . . Yards	611,300	686,000	1,001,895	850,000	1,037,093	1,27,371	1,54,595	2,30,951	1,77,042	1,40,418
Rope and twine . . . Cwts.	10,131	11,006	19,319	14,808	15,619	2,62,037	2,86,978	3,22,078	2,86,889	2,55,562
Other kinds . . . Value	—	—	—	—	—	..	1,500	4,000	4,067	13,177
Total Jute manufactures (including twist and yarn) . . .	—	—	—	—	—	1,75,44,713	1,50,24,108	2,31,96,238	1,72,32,252	1,63,38,290
Wool—										
Manufactures—										
Carpets and rugs . . . Lbs.	90,491	104,142	92,801	115,128	109,127	81,145	1,17,087	91,760	1,11,059	105,815
Other sorts . . . Value	—	—	—	—	—	..	2,000	250	1,380	300
Total Woollen manufactures . . .	—	—	—	—	—	81,145	1,19,087	92,010	1,12,449	1,06,115
Other Textiles—Manufactured . . .	—	—	—	—	10,100
TOBACCO Lbs.	15,236	26,179	11,567	11,582	6,407	11,792	20,713	3,318	7,613	4,681
WAX OF ALL KINDS other than PARAFFIN WAX (excluding CANDLES) . . . Cwts.	71	251	231	46	..	6,696	25,458	24,470	4,590	..
POSTAL ARTICLES . . . Value	—	—	—	—	—	17,443	16,101	10,826	20,981	14,448
ALL OTHER ARTICLES OF MERCHANDISE . . .	—	—	—	—	—	48,938	42,281	1,21,654	1,56,208	98,050
GRAND TOTAL	—	—	—	—	—	2, 94,74,444	2,38,95,097	3,59,98,997	4,20,70,500	2,68,68,620

FOREIGN MERCHANDISE

ARTICLES	QUANTITY					VALUE				
	1926-27	1927-28	1928-29	1929-30	1930-31	1926-27	1927-28	1928-29	1929-30	1930-31
COAL AND COKE . . . Tons	3,000	10,768	10,689	5,090	1,950	71,250	2,26,852	1,90,185	98,820	35,180
GUMS AND RESINS . . . Cwts.	18	457	810	578	681	390	6,875	11,855	10,670	6,598
HARDWARE (excluding CUTLERY AND ELECTRO- PLATED WARE) . . . Value	—	—	—	—	—	5,17,848	3,40,681	3,76,001	3,13,868	2,66,238
MACHINERY AND MILLWORKS . . . "	—	—	—	—	—	22,805	27,408	10,890	7,910	27,397
OILS . . . Gals.	—	—	111,850	27,862	13,780	—	—	28,396	5,179	2,508
PROVISIONS AND OILMAN'S STORES (excluding FISH AND FRUITS AND VEGETABLES) . . . Cwts.	113	96	81	18	184	5,200	4,019	2,136	490	7,320
Rubber Manufactures . . . Value	—	—	—	—	—	2,348	1,065	98	44,271	74,480
TEXTILES—										
Cotton manufactures—										
Piecegoods—										
Coloured, printed, or dyed . . . Yards	2,465	—	16,346	1,226	5,540	3,567	—	8,172	260	1,600
Other sorts of manu- factures . . . Value	—	—	—	—	—	350	500	—	400	1,800
Total Cotton manu- factures (including Twist and Yarn) . . . "	—	—	—	—	—	3,917	500	8,172	660	2,900
Wool Manufactures . . . "	—	—	—	—	—	2,800	11,360	5,449	5,875	2,750
Other Textiles— Manufactures . . . "	—	—	—	—	—	—	—	16,200	7,500	5,600
Vehicles (excluding Locomo- tives, etc., for Railways) . . . "	—	—	—	—	—	2,500	350	2,07,075	64,650	4,847
POSTAL ARTICLES . . . "	—	—	—	—	—	—	—	210	—	—
ALL OTHER ARTICLES OF MERCHANDISE . . . "	—	—	—	—	—	25,699	27,723	20,297	89,487	43,624
GRAND TOTAL . . . "	—	—	—	—	—	4,51,894	6,45,168	8,01,706	5,99,608	4,76,058
GRAND TOTAL OF INDIAN AND FOREIGN MERCHAN- DISE . . . "	—	—	—	—	—	2,90,26,248	2,40,40,200	3,68,85,703	4,26,70,103	2,63,44,678

No. 13—continued
BORNEO (BRITISH AND DUTCH)
IMPORTS THEREFROM

ARTICLES	QUANTITY					VALUE				
	1926-27	1927-28	1928-29	1929-30	1930-31	1926-27	1927-28	1928-29	1929-30	1930-31
HARDWARE, <i>excluding</i> OUTLETRY AND ELECTRO- PLATED WARE . . . Value	—	—	—	—	—	R 55,445	R 20	R 4,163	R ..	R 15
Oils— Mineral— Fuel oils . . . Gals.	19,402,306	14,992,002	15,498,772	18,262,335	24,204,084	51,80,705	41,06,760	33,85,577	36,88,888	52,87,992
Kerosene . . . "	5,327,085	12,393,283	10,601,561	8,420,708	..	31,69,694	63,82,710	55,59,930	21,49,588	..
Lubricating oils . . . "	8,006,096	10,688,569	9,688,581	10,507,058	4,927,438	41,00,155	54,68,682	47,26,102	59,20,873	27,79,227
Other kinds . . . "	440,744	964,607	1,505,887	610,091	248,997	2,28,790	8,59,428	1,73,380	2,03,578	1,10,549
Total Mineral oils . . . "	33,260,231	39,038,458	36,204,251	32,800,187	29,380,374	1,26,78,853	1,64,07,580	1,38,25,079	1,20,23,812	81,77,768
PARAFFIN WAX . . . Tons	45	36	51	18,915	13,128	16,048
WAX OF ALL KINDS . . . Cwts.	876	678	1,480	17,362	16,848	22,464
POSTAL ARTICLES NOT SPECI- FIED . . . Value	—	—	—	—	—	1,097	..	45	268	54
ALL OTHER ARTICLES OF MERCHANDISE . . . "	—	—	—	—	—	206	7,244	5,226	3,008	1,514
GRAND TOTAL . . . "	—	—	—	—	—	1,27,71,378	1,64,44,820	1,38,78,025	1,20,26,088	81,79,351

EXPORTS THERETO

INDIAN MERCHANDISE

ARTICLES	QUANTITY					VALUE				
	1926-27	1927-28	1928-29	1929-30	1930-31	1926-27	1927-28	1928-29	1929-30	1930-31
CANDLES OF ALL KINDS . . . Lbs.	19,068	26,221	7,029	9,922	3,064	5,361	7,874	1,976	2,791	802
CORDAGE AND ROPE OF VEGE- TABLE FIBRE (<i>excluding</i> JUTE AND COTTON) . . . Cwts.	96	197	216	40	213	3,715	4,818	5,227	920	4,818
GRAIN, PULSE, AND FLOUR— Rice, not in the husk . . . Tons	1,180	430	6	..	60	1,65,094	55,793	1,100	..	7,404
INSTRUMENTS, APPARATUS AND APPLIANCES, AND PARTS THEREOF . . . Value	—	—	—	—	—	13,162	7,523	448	181	..
OPIUM . . . Chest	36	65	58	51	43	1,44,000	2,60,000	2,32,000	2,04,000	1,72,000
TEXTILES— Cotton manufactures (<i>in- cluding</i>) twist and yarn . . . Value	—	—	—	—	—	600	147	9,500	16,013	..
Jute— Manufactures— Gunny bags . . . No.	1,048,100	974,600	1,213,350	932,300	233,400	5,06,071	4,31,025	5,40,995	3,53,759	69,954
Gunny cloth . . . Yards	16,000	86,000	32,000	10,000	..	2,120	6,075	6,540	1,740	..
POSTAL ARTICLES . . . Value	—	—	—	—	—	2,73,945	10,17,554	10,56,623	4,32,158	3,13,334
ALL OTHER ARTICLES OF MERCHANDISE . . . "	—	—	—	—	—	9,528	3,591	2,560	4,777	592
GRAND TOTAL . . . "	—	—	—	—	—	11,23,599	17,93,900	18,56,989	10,16,289	5,89,024

FOREIGN MERCHANDISE

ARTICLES	QUANTITY					VALUE				
	1926-27	1927-28	1928-29	1929-30	1930-31	1926-27	1927-28	1928-29	1929-30	1930-31
TOTAL VALUE . . .	—	—	—	—	—	R 1,070	R 3,160	R 9,242	R 50	R 60
GRAND TOTAL OF INDIAN AND FOREIGN MER- CHANDISE . . . Value	—	—	—	—	—	11,24,669	17,97,060	18,66,231	10,16,339	5,89,084

CELEBES AND OTHER ISLANDS
IMPORTS THEREFROM

ARTICLES	QUANTITY					VALUE				
	1926-27	1927-28	1928-29	1929-30	1930-31	1926-27	1927-28	1928-29	1929-30	1930-31
OILS— Mineral— Lubricating oils . . . Gals.	15,748	—	—	12	246,947	R 17,152	R ..	R ..	R 12	R 61,736
Kerosene . . . "	43,940	18,000	2,257,788	2,155,536	11,938,745	39,321	15,200	11,52,412	11,00,221	60,03,726
POSTAL ARTICLES NOT SPECIFIED . . . Value	—	—	—	—	—	14,297	9,022	1,789	218	1,980
ALL OTHER ARTICLES OF MERCHANDISE . . . "	—	—	—	—	—	6,946	16,175	10,063	11,141	8,216
GRAND TOTAL . . . "	—	—	—	—	—	78,216	41,297	11,64,264	11,11,592	61,65,668

CELEBES AND OTHER ISLANDS
NEW GUINEA (DUTCH),
SIAM

(466)

No. 13—continued

CELEBES AND OTHER ISLANDS—continued
EXPORTS THERETO

INDIAN MERCHANDISE

ARTICLES	QUANTITY					VALUE					
	1926-27	1927-28	1928-29	1929-30	1930-31	1926-27	1927-28	1928-29	1929-30	1930-31	
CORDAGE AND ROPE	Cwts.	..	130	615	1,020	1,270	R	R	R	R	R
GRAIN, PULSE, AND FLOUR— Rice in the husk	Tons	1,944	..	-1	..	230	2,81,192	..	284	..	20,608
TEXTILES— Cotton— Twist and Yarn	Lbs.	6,000	..	15,200	58,800	..	3,594	..	13,050	53,499	..
Jute— Manufactures— Gunny bags	No.	1,186,300	1,808,300	2,300,200	2,647,600	2,040,000	5,93,046	8,77,632	11,05,227	9,02,435	6,28,082
Gunny cloth	Yards	115,000	160,000	180,000	179,000	90,000	20,299	25,332	30,425	24,810	12,762
Other kinds	Value	—	—	—	—	—	17,532	18,063	19,671	23,900	24,495
Total Jute manufactures (including twist and yarn)		—	—	—	—	—	6,31,197	9,21,077	11,55,323	10,41,145	6,63,339
Silk, Raw	Lbs.	..	1,430	17,355	..	248	553
POSTAL ARTICLES	Value	177
ALL OTHER ARTICLES OF MER- CHANDISE		6,755	7,639	5,380	2,815	7,023
GRAND TOTAL		9,22,738	9,50,121	11,58,434	11,22,277	7,22,108

FOREIGN MERCHANDISE

ARTICLES	QUANTITY					VALUE				
	1926-27	1927-28	1928-29	1929-30	1930-31	1926-27	1927-28	1928-29	1929-30	1930-31
TOTAL VALUE	R	R	R	R	R
GRAND TOTAL OF INDIAN AND FOREIGN MER- CHANDISE	9,22,738	9,61,371	11,94,702	11,22,277	7,22,438

NEW GUINEA (DUTCH)

IMPORTS THEREFROM
Nil

EXPORTS THERETO

INDIAN MERCHANDISE

ARTICLES	QUANTITY					VALUE				
	1926-27	1927-28	1928-29	1929-30	1930-31	1926-27	1927-28	1928-29	1929-30	1930-31
TOTAL VALUE	R	R	R	R	R
	2,327	6,332	546	..

FOREIGN MERCHANDISE
Nil

SIAM

IMPORTS THEREFROM

ARTICLES	QUANTITY					VALUE				
	1926-27	1927-28	1928-29	1929-30	1930-31	1926-27	1927-28	1928-29	1929-30	1930-31
CANDLES OF ALL KINDS	Lbs.	..	49,425	..	61	2	R	R	R	R
GRAIN, PULSE AND FLOUR— Rice in the husk	Tons	..	1,504	2,421	16,493	..	31	1
Rice not in the husk	4,355	7,410	2,10,689	3,28,799
Hides and Skins, raw	{ tons Nos.	4	..	69	..	5,81,419	11,35,578	..
Opiums	lbs.	=502	..	4,603	8,386	315
PRECIOUS STONES AND PEARLS, UNSET— Diamonds	Value	8,500	..
Other precious stones	7,324	..
Total Precious Stones	15,824	..
PROVISIONS AND OILMAN'S STORES— Milk foods for infants and invalids	Cwts.	..	54
Milk, condensed and pre- served (including milk cream)	..	3	227	1	142	19,021	47	..
RUBBER— Manufactures— Pneumatic motor covers	No.	37	719	629	2,214	38,565
TEXTILES— Cotton manufactures (including Twist and Yarn)	Value	12,618
Silk, raw	Lbs.	12,838	10,921	7,111	6,224	286	33,129	4,298	34,469	2,521
Silk manufactures— Piecegoods	Yards	10,489	5	3	..	19	65,134	54,768	38,513	32,452
WOOD AND TIMBER— Teak	Cubic Tons	5,284	7,699	9,420	9,872	10,434	47,195	15	6	..
Other kinds of wood and Timber	Value	2,14,552	1,64,226	28,027	15,41,310
Manufactures of wood (other than furniture and cabinetware)	14,05,224
POSTAL ARTICLES NOT SPECIFIED	122	112	20	17,995
ALL OTHER ARTICLES OF MERCHANDISE	27,651	59,339	53,413	50,973
GRAND TOTAL	30,406	88,787	81,310	39,472
	12,65,065	23,12,019	31,61,794	18,53,680

No. 13—continued
SIAM—continued
EXPORTS THERETO

INDIAN MERCHANDISE

ARTICLES	QUANTITY					VALUE				
	1926-27	1927-28	1928-29	1929-30	1930-31	1926-27	1927-28	1928-29	1929-30	1930-31
ANIMALS, LIVING . . . No.	74	123	47	29	30	4,110	7,070	2,380	950	1,020
APPAREL (including DRA- PERY, UNIFORMS, AC- COUTREMENTS, BUT excluding HOSIERY AND BOOTS AND SHOES) . . . Value	—	—	—	—	—	7,434	8,353	6,036	6,701	7,891
CANDLES OF ALL KINDS . . . lbs.	162,080	353,511	399,577	430,296	267,780	45,971	99,789	1,11,906	1,20,783	75,535
CHEMICALS AND CHEMICAL PREPARATIONS—										
Potassium compounds—										
Saltpetre . . . Cwts.	1,201	2,177	—	20	24	26,255	55,010	—	820	480
COPE, MANUFACTURED (excluding ROPE) . . . TONS	10	9	13	34	7	5,089	4,302	5,531	16,685	3,045
CORDAGE AND ROPE OF VEGETABLE FIBRE (ex- cluding JOPE AND COTTON) . . . Cwts.	7,299	4,382	5,471	4,420	2,875	1,97,177	1,33,101	1,41,279	1,12,304	72,511
DRUGS AND MEDICINES (ex- cluding CHEMICALS AND NARCOTICS) . . . Value	—	—	—	—	—	6,825	11,750	10,508	4,615	4,069
DYEING AND TANNING SUBSTANCES . . . Cwts.	188	261	251	176	57	3,907	22,062	3,490	3,126	1,042
FISH (excluding CANNED FISH) . . . "	58	171	173	184	210	3,009	6,960	6,131	7,700	5,949
FODDER, BRAN, AND POLLARDS (excluding OILCAKE) . . . TONS	1,220	1,186	1,471	1,702	1,739	76,953	75,485	94,106	1,05,438	70,541
GRAIN, PULSE, AND FLOUR—										
Pulse . . . "	88	140	189	174	182	10,566	32,354	46,631	39,451	40,523
Rice, not in the husk . . . "	5,685	6,615	7,852	8,707	8,251	9,62,310	10,27,934	10,47,981	11,57,875	8,76,687
Wheat flour . . . "	118	173	233	242	298	28,709	47,078	59,239	56,046	61,875
Other sorts . . . "	10	15	11	11	25	2,110	3,982	3,181	2,694	4,317
Total Grain, pulse, and flour . . . "	5,901	6,948	8,285	9,134	8,756	10,12,695	11,11,348	11,57,032	12,56,066	9,83,402
INSTRUMENTS, APPARATUS AND APPLIANCES AND PARTS THEREOF . . . Value	—	—	—	—	—	78,632	1,39,521	57,744	98,551	13,505
LAC—										
Shell . . . Cwts.	15	58	66	1,200	6,600	3,997
LEATHER—										
Hides and skins, tan- ned or dressed . . . } Tons =No. }	1	1	4	2	1	4,179	5,587	12,838	14,084	2,700
Other sorts . . . Value	—	—	—	—	—	2,035	3,366	7,577	10,987	64,841
Total leather . . . "	—	—	—	—	—	6,214	8,953	20,465	25,071	67,541
METALS AND ORES . . . TONS	309	173	119	14	522	2,96,039	76,123	60,905	31,440	43,907
OILS—										
Vegetable, non-essential—gallons										
Linseed . . . "	11,406	3,250	32,254	10,037
Other sorts . . . "	467	999	1,062	1,121	1,486	1,406	3,150	3,458	3,779	3,826
Total vegetable, non-essential . . . "	467	999	1,062	12,527	4,736	1,406	3,150	3,458	36,033	13,863
Other kinds . . . "	722	1,936	942	796	1,132	555	1,187	982	503	684
Total Oils . . . "	1,189	2,935	2,004	13,323	5,868	1,961	4,337	4,440	36,536	14,547
OPPIUM . . . } Cheats =Cwts. }	1,400	1,565	1,391	1,233	1,044	56,00,000	62,80,000	55,64,000	49,32,000	41,76,000
PARAFFIN WAX . . . TONS	60	285	255	194	448	27,300	1,29,390	1,17,731	83,156	2,14,313
PERFUMERY including musk (not being PERFUMED SPIRITS) . . . Value	—	—	—	—	—	5,268	4,116	2,129	2,896	7,777
PROVISIONS AND OILMAN'S STORES . . . "	—	—	—	—	—	79,467	86,077	1,12,763	69,294	94,81

No. 13—continued

SIAM—continued

EXPORTS THERE TO—continued

INDIAN MERCHANDISE—continued

ARTICLES	QUANTITY					VALUE				
	1926-27	1927-28	1928-29	1929-30	1930-31	1926-27	1927-28	1928-29	1929-30	1930-31
SEEDS—										
Oil seeds—										
Essential—										
Cumin (other than black) Tons	9	8	6	2	..	9,479	3,482	4,551	1,520	1,737
Other sorts . . . "	9	16	11	7	8	3,810	5,499	5,304	3,824	4,110
Total seeds Essential "	18	19	17	9	8	13,289	8,981	9,855	5,344	5,847
Other kinds . . . "	10	10	3	5	2	3,834	3,648	1,597	2,236	1,069
Total Seeds "	28	29	20	14	10	17,123	12,624	11,452	7,580	6,886
TEA; BLACK . . . Lbs.	3,886	6,026	8,651	3,104	3,312	4,210	6,071	8,388	2,870	3,206
TEXTILES—										
Cotton—										
Waste . . . Cwts.	276	125	198	1,079	87	8,090	3,986	7,250	30,650	2,500
Twist and yarn . . . Lbs.	1,605,600	1,322,646	1,849,323	1,697,500	1,576,800	14,07,150	14,34,346	15,25,350	14,03,287	12,85,491
Manufactures—										
Canvas . . . Yards	21,070	800	16,800	600
Piece goods—										
Gray (unbleached) . . . "	50,158	162,715	198,760	183,440	43,288	21,607	59,430	1,46,597	33,170	18,688
White (bleached) . . . "	10,900	15,200	600	4,300	5,950	200
Coloured, printed, or dyed . . . "	1,699,907	1,725,588	1,864,227	1,653,408	1,276,036	9,90,387	11,51,210	12,63,732	11,06,838	9,13,076
Total piece goods . . . "	1,741,065	1,888,303	1,875,887	1,852,048	1,319,924	10,20,994	12,10,640	14,14,629	11,45,958	9,31,904
Other sorts of manufactures . . . Value	3,38,341	6,34,340	1,57,532	2,04,320	24,881
Total Cotton manufactures (including twist and yarn) . . . "	23,38,285	32,79,926	30,97,511	28,43,565	21,92,336
Haberdashery and millinery . . . "	1,30,169	2,41,245	1,12,185	1,40,436	76,120
Jute—										
Manufactures—										
Gunny bags . . . No.	11,157,010	14,424,600	12,410,200	10,509,600	3,998,100	58,86,245	74,00,340	61,32,238	44,09,575	14,17,400
Other kinds . . . Value	4,215	2,411	2,325	6,554
Total Jute manufactures (including twist and yarn) . . . "	58,86,245	74,04,555	61,34,649	44,11,900	14,23,954
Silk—										
Silk, raw . . . Lbs.	..	27,412	7,099	4,415	16,470	..	2,16,372	88,610	43,458	1,30,342

No. 13—continued
SIAM—continued
EXPORTS THERETO—continued

INDIAN MERCHANDISE—concluded

ARTICLES	QUANTITY					VALUE				
	1926-27	1927-28	1928-29	1929-30	1930-31	1926-27	1927-28	1928-29	1929-30	1930-31
						R	R	R	R	R
TOBACCO—										
Unmanufactured . . . Lbs.	15,912	18,370	3,573	11,079	60,410	7,214	9,500	2,458	4,082	5,164
Manufactured—										
Cigars . . . "	41,531	23,619	22,604	25,058	9,591	41,791	23,371	21,000	24,957	19,687
Other sorts . . . "	17,348	15,297	20,031	18,772	17,743	6,874	7,047	11,025	9,335	8,864
Total Tobacco . . . "	74,791	57,292	47,408	55,609	103,484	57,879	40,417	36,212	38,401	33,785
WAX OF ALL KINDS other than PARAFFIN WAX (excluding CANDLES) . . . Cwts.	8,299	4,503	7	1,89,123	1,02,649	700
WOOD AND TIMBER . . . Value	—	—	—	—	—	7,556	6,726	8,024	2,506	955
POSTAL ARTICLES . . . "	—	—	—	—	—	1,90,889	2,59,098	2,42,000	2,09,978	1,50,096
ALL OTHER ARTICLES OF MERCHANDISE . . . "	—	—	—	—	—	22,661	26,807	21,468	92,120	22,500
GRAND TOTAL . . . "	—	—	—	—	—	1,68,80,071	1,08,40,787	1,72,51,866	1,47,01,412	99,54,204

FOREIGN MERCHANDISE

ARTICLES	QUANTITY					VALUE				
	1926-27	1927-28	1928-29	1929-30	1930-31	1926-27	1927-28	1928-29	1929-30	1930-31
						R	R	R	R	R
APPAREL (including DRAPEE, UNIFORMS, ACCOUTREMENTS, BUT excluding HOSIERY AND BOOTS AND SHOES) . . . Value	—	—	—	—	—	450	7,532	11,858	5,071	1,483
CHEMICALS AND CHEMICAL PREPARATIONS, (excluding CHEMICAL MANURES AND MEDICINES) . . . "	—	—	—	—	—	9,555	897	670	..	120
COAL AND COKE . . . Tons	..	505	242	2,015	475	..	11,802	4,920	39,994	9,025
DRUGS AND MEDICINES (excluding CHEMICALS AND NARCOTICS) . . . "	—	—	—	—	—	10,370	3,278	2,777	1,595	2,035
DYEING AND TANNING SUBSTANCES—										
Aniline . . . Lbs.	16,625	17,993	2,240	33,250	35,978	400
Other sorts . . . Value	—	—	—	—	—	850	18,522	6,779	1,860	415
Total Dyeing, etc. . . "	—	—	—	—	—	33,600	54,500	6,779	1,860	815
HARDWARE (excluding CUTLERY AND ELECTROPLATED WARE) . . . Value	—	—	—	—	—	6,863	8,464	6,910	9,049	12,787
INSTRUMENTS, APPARATUS, APPLIANCES, AND PARTS THEREOF . . . "	—	—	—	—	—	1,924	10,361	12,355	10,519	880
LEATHER MANUFACTURE . . . "	—	—	—	—	—	225	580	5,100	..	250
MACHINERY AND MILLWORK . . . "	—	—	—	—	—	2,811	17,884	2,213	17,070	13,480
MATCHES . . . gross of boxes	50,000	52,950
METALS AND ORES . . . Tons	1	77	..	1	1	3,850	12,247	600	1,450	2,585
PERFUMERY (not being PERFUMED SPIRITS) . . . Value	—	—	—	—	—	5,575	5,115	950	4,400	2,215

FOREIGN MERCHANDISE—continued

ARTICLES	QUANTITY					VALUE				
	1926-27	1927-28	1928-29	1929-30	1930-31	1926-27	1927-28	1928-29	1929-30	1930-31
TEXTILES—						R	R	R	R	R
Cotton—										
Piece-goods—										
Grey (unbleached) . Yards	..	1,788	4,700	6,470	900	1,770	2,150	..
White (bleached) . "	2,400	5,120	1,680	1,300
Coloured, printed, or dyed . "	21,060	3,200	4,632	1,770	50,971	11,645	2,600	1,700	863	25,215
Fmts of all descriptions . "	1,562	520
Total Piece-goods . "	23,460	4,938	9,332	8,240	57,653	13,325	3,500	3,470	3,013	27,035
Other sorts of manufactures . Value	—	—	—	—	—	1,775	2,870	1,150	416	150
Total Cotton manufactures (including twist and yarn) . "	—	—	—	—	—	15,100	6,370	4,620	3,429	27,185
WOOL—										
Manufactures—										
Shawls . No.	13,349	22,798
OTHER TEXTILES—										
Manufactures . Value	—	—	—	—	—	22,472	..	1,472	922	57
VEHICLES, including LOCOMOTIVES, ETC., FOR RAILWAYS—										
Carriages and carts (including railway carriages), and parts thereof . "	—	—	—	—	—	..	7,800	800	17,200	..
ALL OTHER ARTICLES OF MERCHANDISE . "	—	—	—	—	—	26,617	23,179	20,401	19,736	29,769
GRAND TOTAL . "	—	—	—	—	—	1,39,412	1,73,509	1,58,031	1,22,245	1,00,601
GRAND TOTAL OF INDIAN AND FOREIGN MERCHANDISE . "	—	—	—	—	—	1,70,20,083	2,00,14,296	1,74,09,947	1,48,23,657	1,00,54,805

INDO-CHINA (INCLUDING COCHIN-CHINA, CAMBODIA, ANNAM, TONKIN AND FRENCH LEASED TERRITORIES IN CHINA)

IMPORTS THEREFROM

ARTICLES	QUANTITY					VALUE				
	1926-27	1927-28	1928-29	1929-30	1930-31	1926-27	1927-28	1928-29	1929-30	1930-31
GRAIN, PULSE AND FLOUR—						R	R	R	R	R
Rice in the husk . Tons	..	10,971	41,839	699	1,551	..	11,61,214	45,87,786	1,03,859	1,21,739
Rice not in the husk . "	..	10,303	104,567	4,893	3,482	..	12,87,343	1,46,25,669	6,77,611	3,72,527
Other sorts . "	78	600	11,400	3,000	..
Total Grain, Pulse, etc. . "	..	21,274	146,484	6,192	5,033	..	24,48,557	1,91,74,855	7,84,470	4,94,266
Hides and skins, raw . { Tons } { Nos. }	{ 1 } { 8,238 }	16,235
WOOD AND TIMBER—										
Timber other than Railway Sleepers—										
Deal and pine wood . Cubic Tons	1,560	2,57,483
Teak wood . "	1,485	2,105	1,956	614	63	2,58,036	3,51,528	3,01,419	74,919	10,011
Other kinds of wood and Timber . Value	—	—	—	—	—	..	10	30	1,23,104	11,635
POSTAL ARTICLES NOT SPECIFIED . "	—	—	—	—	—	50	188	1,584	1,103	3,917
ALL OTHER ARTICLES OF MERCHANDISE . "	—	—	—	—	—	1,174	22,146	27,514	12,991	13,256
GRAND TOTAL . "	—	—	—	—	—	5,16,743	28,22,429	1,95,05,402	9,96,587	5,49,470

No. 13—continued

INDO-CHINA (INCLUDING COCHIN-CHINA, CAMBODIA, ANNAM, TONKIN AND FRENCH
LEASED TERRITORIES IN CHINA)—continued

EXPORTS THERE TO

INDIAN MERCHANDISE

ARTICLES	QUANTITY					VALUE				
	1926-27	1927-28	1928-29	1929-30	1930-31	1926-27	1927-28	1928-29	1929-30	1930-31
ANIMALS, LIVING No.	..	14	..	80	..	R	R	R	R	R
COAL AND COKE— Coal Tons	7,407	74,070	3,200	..
CORDAGE AND ROPE OF VEGETABLE FIBRE (ex- cluding JUTE AND COTTON) Cwts.	2,546	3,174	2,745	1,148	1,832	78,823	99,992	76,616	31,230	43,673
INSTRUMENTS, APPARATUS AND APPLIANCES AND PARTS THEREOF Value	—	—	—	—	—	8,052	8,558	2,105	993	345
JEWELLERY (excluding IMI- TATION JEWELLERY ETC.)	—	—	—	—	—	21,000
METALS AND ORES— Brass, bronze and similar alloys Cwts.	37	15	9,500	4,450
OPIMUM } Chests 2,360 2,142 1,522 1,602 1,321 —Cwts. —3,459 —2,664 —1,902 —2,077 —1,651						94,40,000	85,68,000	60,88,000	56,48,000	52,84,000
PARAFFIN WAX Tons	40	60	190	..	65	18,200	27,300	96,250	..	29,575
PERFUMERY (not being PERFUMED SPIRITS) Value	—	—	—	—	—	6,705	10,197	10,833	13,495	9,907
PROVISIONS AND OILMAN'S STORES— GHI Cwts.	541	791	668	907	637	44,330	63,445	54,145	75,070	49,460
SEEDS Tons	4	7	5	16	2	3,365	24,134	10,162	33,944	3,399
TEXTILES— Cotton— Raw	3,714	6,918	2,756	4,565	1,334	35,07,875	60,26,755	29,32,492	39,11,983	6,22,225
Twist and yarn Lbs.	10,400	3,200	9,140	11,200	..	9,000	1,800	5,625	11,200	..
Manufactures— Piece goods Yds.	397,940	601,192	145,890	97,200	..	2,87,482	3,70,007	1,00,790	58,525	..
Jute— Manufactures— Gunny bags No.	10,290,200	13,888,200	15,424,350	12,029,000	5,271,800	52,38,207	65,04,168	72,98,536	51,09,989	16,89,053
“ cloth Yards	275,000	280,000	120,000	115,000	353,000	52,550	58,037	26,900	19,356	40,064
Rope and twine Cwts.	10,573	7,168	3,882	2,555	3,103	2,55,238	1,47,122	82,924	49,307	56,202
Other sorts Value	—	—	—	—	105	..
Total Jute manufac- tures (including twist and yarn)	—	—	—	—	—	55,45,995	67,09,327	74,08,410	51,79,346	17,85,919
Woolen manufactures	—	—	—	—	—	14,000	8,325
POSTAL ARTICLES	—	—	—	—	—	65,997	1,86,155	1,54,513	1,18,666	46,511
ALL OTHER ARTICLES OF MERCHANDISE	—	—	—	—	—	29,650	21,447	11,679	14,557	7,518
GRAND TOTAL	—	—	—	—	—	1,92,54,044	2,27,36,892	1,69,51,625	1,60,95,209	80,81,187

FOREIGN MERCHANDISE

ARTICLES	QUANTITY					VALUE				
	1926-27	1927-28	1928-29	1929-30	1930-31	1926-27	1927-28	1928-29	1929-30	1930-31
FURNITURE AND CABINET WARE Value	—	—	—	—	—	8,500
METAL ARTICLES	—	—	—	—	—	1,323	7,010	1,256	52,906	534
ALL OTHER ARTICLES OF MER- CHANDISE	—	—	—	—	—	13,629	12,187	4,226	9,765	1,850
GRAND TOTAL	—	—	—	—	—	23,457	19,197	5,482	62,671	2,384
GRAND TOTAL OF INDIAN AND FOREIGN MER- CHANDISE	—	—	—	—	—	1,92,77,501	2,27,56,089	1,69,57,107	1,61,57,880	80,83,571

No. 13—continued
PHILIPPINE ISLANDS AND GUAM
IMPORTS THEREFROM

ARTICLES	QUANTITY					VALUE				
	1926-27	1927-28	1928-29	1929-30	1930-31	1926-27	1927-28	1928-29	1929-30	1930-31
CORDAGE AND ROPE OF VEGETABLE FIBRE (excluding JUTE AND COTTON) Cwts.	2,577	4,409	3,703	7,370	3,557	1,07,319	1,89,720	1,31,751	2,21,785	99,85
MACHINERY AND MILL WORK— Machinery not being Primemovers or electrical machinery— Oil crushing and Refining machinery .Value	—	—	—	—	—	16,991	..	20,226	..	15,24
TEXTILES— Hemp, raw . Cwts.	24,735	21,924	23,223	24,151	14,717	7,81,313	8,74,887	5,80,369	6,89,020	3,29,96
TOBACCO— Manufactured— Cigars Lbs.	12,920	20,061	17,248	22,488	21,315	48,937	87,461	74,780	87,302	88,56
Others "	1,370	460	..	117	3	9,420	120	..	154	3
Total Tobacco . . . "	14,790	20,521	17,248	22,565	21,318	58,357	87,581	74,780	87,456	88,59
POSTAL ARTICLES NOT SPECIFIED Value	—	—	—	—	—	30	9	..
ALL OTHER ARTICLES OF MERCHANDISE "	—	—	—	—	—	13,584	25,135	6,820	8,329	10,281
GRAND TOTAL	—	—	—	—	—	9,77,414	11,77,323	8,13,015	10,07,505	5,38,92

EXPORTS THERETO

INDIAN MERCHANDISE

ARTICLES	QUANTITY					VALUE				
	1926-27	1927-28	1928-29	1929-30	1930-31	1926-27	1927-28	1928-29	1929-30	1930-31
CANDLES OF ALL KINDS . Lbs.	7,031	24,999	1,977	7,030
COAL AND COKE— Coal Tons	24,462	45,970	82,208	57,868	32,985	2,15,382	3,70,538	6,92,585	5,00,556	2,94,811
FOODS, BRAN, AND POLLARDS (excluding OILCAKE) "	60	60	45	30	71	10,200	11,400	7,800	4,800	11,541
GRAIN, PULSE AND FLOUR HIGH NOT IN THE HULK "	..	1	..	2,500	380	175	3,02,377	..
LAC— A. Shell Cwts.	675	855	1,315	452	1,282	54,742	52,391	1,81,178	60,400	1,08,281
METALS AND ORES— Total Metals and Ores . Tons	1	11	2	2	2	2,324	8,277	5,926	4,680	4,905
OILS— Vegetable, non-essential— Linseed Gals.	8,300	24,954	19,400	31,711	21,170	19,275	54,202	45,701	80,161	44,953
Other sorts "	1,037	502	800	480	840	3,209	836	2,060	1,200	1,400
Total Vegetable, non-essential "	9,337	25,456	20,200	32,191	22,010	22,484	55,128	47,761	81,361	46,353
PARAFFIN WAX . . . Tons	150	150	605	1,05,000	1,05,000	2,67,056
PROVISIONS AND OILMAN'S STORES Value	—	—	—	—	—	4,705	3,620	5,847	4,920	3,536
TEXTILES— Cotton— Raw Tons	86	18,000
Twist and yarn . . Lbs.	64,000	84,258	62,000	21,000	3,000	64,060	96,322	74,161	24,951	2,906
Manufactures— Piece goods . . . Yds.	8,345	13,000	3,000	—	..	4,506	6,305	1,708

No. 13—continued

PHILIPPINE ISLANDS AND GUAM—continued

EXPORTS THERETO—continued

INDIAN MERCHANDISE—continued

ARTICLES	QUANTITY					VALUE				
	1926-27	1927-28	1928-29	1929-30	1930-31	1926-27	1927-28	1928-29	1929-30	1930-31
TEXTILES—contd.						P	P	P	P	P
Jute—										
Manufactures										
Gunny bag . . . No.	4,849,000	4,583,000	5,225,560	7,103,600	5,166,200	14,06,071	14,06,300	15,94,428	10,99,634	12,59,106
„ cloth . . . Yards	6,224,000	12,347,000	10,327,000	14,500,600	15,840,000	13,47,617	28,85,184	25,95,567	33,20,086	28,45,653
Other kinds . . . Value	—	—	—	—	—	187	355	4,941	1,542	510
Total Jute Manufac- tures (including Twist and Yarn)	—	—	—	—	—	27,53,875	42,91,839	41,94,936	53,22,162	41,05,269
Woolen Manufactures . . .	—	—	—	—	—	1,840	10,650	7,939	9,035	2,160
Toys and requisites for games and sports including fishing tackles (other than fire- arms)	—	—	—	—	—	1,121	4,969	8,734	10,896	9,303
WOOD AND TIMBER—										
Teakwood Cubic tons	125	100	34,375	30,000
ALL OTHER ARTICLES OF MER- CHANDISE Value	—	—	—	—	—	7,560	6,133	11,703	14,665	..
GRAND TOTAL	—	—	—	—	—	31,79,651	49,25,547	53,45,452	64,45,732	49,14,312

FOREIGN MERCHANDISE

ARTICLES	QUANTITY					VALUE				
	1926-27	1927-28	1928-29	1929-30	1930-31	1926-27	1927-28	1928-29	1929-30	1930-31
ANIMALS, LIVING,—HORSES No.	6	12,000	..
MACHINERY AND MILLWORK Value	—	—	—	—	—	13,290	4,350	200
OILS Gals.	36,980	7,986
WOOLLEN MANUFACTURES . Value	—	—	—	—	—	1,120	16,853	1,200	3,783	2,000
ALL OTHER ARTICLES OF MER- CHANDISE	—	—	—	—	—	1,770	3,932	6,302	1,630	5,491
GRAND TOTAL	—	—	—	—	—	16,180	24,635	15,688	17,418	7,491
GRAND TOTAL OF IN- DIAN AND FOREIGN MERCHANDISE	—	—	—	—	—	31,95,831	49,50,182	53,61,140	64,63,140	49,21,803

MACÃO

IMPORTS THEREFROM

ARTICLES	QUANTITY					VALUE				
	1926-27	1927-28	1928-29	1929-30	1930-31	1926-27	1927-28	1928-29	1929-30	1930-31
TOTAL VALUE	—	—	—	—	—	110

EXPORTS THERETO

INDIAN MERCHANDISE

ARTICLES	QUANTITY					VALUE				
	1926-27	1927-28	1928-29	1929-30	1930-31	1926-27	1927-28	1928-29	1929-30	1930-31
TOTAL VALUE	—	—	—	—	—	..	5,550

FOREIGN MERCHANDISE

FORMOSA
IMPORTS THEREFROM

ARTICLES	QUANTITY					VALUE				
	1926-27	1927-28	1928-29	1929-30	1930-31	1926-27	1927-28	1928-29	1929-30	1930-31
TOTAL VALUE	—	—	—	—	—	R 4,085	R 178	R ..	R ..	R ..

EXPORTS THERETO

INDIAN MERCHANDISE

ARTICLES	QUANTITY					VALUE				
	1926-27	1927-28	1928-29	1929-30	1930-31	1926-27	1927-28	1928-29	1929-30	1930-31
GRAIN, PULSE AND FLOUR—						R	R	R	R	R
Rice, not in the husk . Tons	31,089	16,462	38,907	31,220	..	49,92,441	25,00,826	52,01,251	40,29,245	..
TEXTILES—										
Jute—										
Raw Tons	90	1,316	723	650	265	41,000	3,74,902	2,17,514	1,40,350	39,490
Manufactures—										
Gunny bags No.	2,932,200	3,552,000	2,978,000	3,992,450	3,255,000	16,94,168	18,83,480	15,87,996	17,92,560	11,12,524
Gunny cloth Yards	50,000	..	80,000	11,000	..	18,400
ALL OTHER ARTICLES OF MERCHANDISE Value	—	—	—	—	—	1,985	1,700	2,425
GRAND TOTAL	—	—	—	—	—	67,27,609	47,59,208	70,19,746	59,63,945	11,72,839

FOREIGN MERCHANDISE

ARTICLES	QUANTITY					VALUE				
	1926-27	1927-28	1928-29	1929-30	1930-31	1926-27	1927-28	1928-29	1929-30	1930-31
TOTAL VALUE	—	—	—	—	—	R ..	R 270	R ..	R ..	R ..
GRAND TOTAL OF INDIAN AND FOREIGN MERCHANDISE Value	—	—	—	—	—	67,27,609	47,59,478	70,19,746	59,63,945	11,72,839

HONGKONG
IMPORTS THEREFROM

ARTICLES	QUANTITY					VALUE				
	1926-27	1927-28	1928-29	1929-30	1930-31	1926-27	1927-28	1928-29	1929-30	1930-31
APPAREL (excluding HOSIERY AND BOOTS AND SHOES)—						R	R	R	R	R
Apparel (including drapery, uniforms, accoutrements) Value	—	—	—	—	—	46,173	77,068	22,305	22,096	36,760
Hats, caps, bonnets, and hatters' ware "	—	—	—	—	—	16,056	19,669	19,607	14,707	19,934
Others "	—	—	—	—	—	50	..	336	475	6,086
Total Apparel "	—	—	—	—	—	62,279	96,737	42,248	37,278	61,720
BRISTLE FOR MACHINERY. "	—	—	—	—	—	9,009	962	..	7,964	10,776
BOOKS, PRINTED & PRINTED MATTER (not being STATIONERY) INCLUDING MAPS AND CHARTS Cwts.	92	122	59	42	63	7,692	14,519	6,882	4,602	6,172
Boots and Shoes Pairs	4,553	4,354	2,923	4,974	10,295	3,366	3,161	2,984	4,499	11,550
BRUSHES AND BROOMS Dozen	12,972	25,080	7,229	4,355	2,722	6,902	19,181	10,820	8,343	6,120
BUILDING AND ENGINEERING MATERIALS, other than OF IRON, STEEL, OR WOOD—										
Asphalt Tons	..	200	17,070
Cement "	2,503	242	..	17	112	1,29,097	13,796	24	1,000	4,650
Other kinds Value	—	—	—	—	—	157	314	520	99	486
Total Building and Engineering materials, etc. "	—	—	—	—	—	1,29,254	21,180	544	1,099	4,986
CANS AND BATTERS Cwts.	183	219	217	220	385	11,545	12,923	13,596	11,197	21,022
CHEMICALS AND CHEMICAL PREPARATIONS (excluding CHEMICAL MANURES AND MEDICINES)—										
Arsenic and its oxides "	1,291	768	690	555	871	97,803	50,182	50,260	40,689	63,487
Other sorts Value	—	—	—	—	—	10,412	6,031	23,804	31,716	22,713
Total Chemicals, and Chemical preparations, etc. "	—	—	—	—	—	1,08,215	56,213	74,064	62,305	86,149

No. 13—continued
HONGKONG—continued
IMPORTS THEREFROM—continued

ARTICLES	QUANTITY					VALUE				
	1926-27	1927-28	1928-29	1929-30	1930-31	1926-27	1927-28	1928-29	1929-30	1930-31
CHINESE AND JAPANESE WARE . . . Value	—	—	—	—	—	R 4,990	R 5,367	R 11,461	R 9,935	R 7,111
COFFEE other than ROASTED OR GROUND. . . Cwts.	324	331	..	18	..	10,744	10,985	..
CORDAGE AND ROPE OF VEGETABLE FIBRE (excluding JUTE AND COTTON) . . . Cwts.	8,104	1,572	2,383	3,126	3,344	1,46,431	77,554	1,04,886	1,25,133	1,05,896
GUNNERY . . . Value	—	—	—	—	—	3,613	2,705	3,913	5,106	3,190
DRUGS AND MEDICINES (excluding CHEMICALS AND NARCOTICS)—										
Camphor . . . Lbs.	18,810	6,472	..	180	14	32,753	11,773	..	315	26
Proprietary and patent medicines . . . Value	—	—	—	—	—	10,353	25,495	22,209	1,532	13,675
Other sorts of drugs and medicines . . . "	—	—	—	—	—	2,10,278	2,66,303	1,15,217	1,78,654	1,90,127
Total Drugs and Medicines . . . "	—	—	—	—	—	2,53,884	3,03,571	1,37,426	1,80,501	2,12,828
DYING AND TANNING SUBSTANCES . . . "	—	—	—	—	—	18	15,090	3,384	11,775	4,319
EARTHENWARE AND PORCELAIN—										
Earthenware . . . "	—	—	—	—	—	72,339	83,975	62,759	80,761	59,331
Porcelain . . . "	—	—	—	—	—	2,233	25,593	2,056	5,333	3,765
Total Earthenware and Porcelain, etc. . . "	—	—	—	—	—	74,672	1,09,568	64,815	86,144	63,096
WIREWORKS . . . Lbs.	3,074,157	2,914,786	2,582,766	444,702	162,908	9,55,868	7,52,517	5,99,852	1,33,138	75,635
FISH (excluding CANNED FISH)—										
Fish, dry, unsalted . . . Cwts.	614	671	745	915	997	41,125	46,316	33,868	50,021	54,814
„ other sorts . . . "	277	340	322	372	490	10,631	6,163	4,521	6,077	7,655
Total Fish . . . "	891	1,211	1,067	1,287	1,487	51,756	52,484	38,389	56,101	62,469
FRUITS AND VEGETABLES—										
Fresh fruits and vegetables . . . Value	—	—	—	—	—	9,437	16,713	15,493	6,321	9,913
Fruits and vegetables : dried, salted, or preserved not being canned or bottled . . . Tons	397	419	345	360	473	2,01,162	2,39,568	1,88,516	2,14,679	2,27,514
GLASS AND GLASSWARE—										
Bangles . . . Value	—	—	—	—	—	11,830	22,346	40,321	65,950	23,490
Other glassware . . . "	—	—	—	—	—	5,609	11,273	4,367	4,363	7,215
Total Glass and Glassware . . . "	—	—	—	—	—	17,439	33,624	44,688	70,313	30,705
GLUE . . . Cwts.	343	208	182	92	147	15,946	10,367	9,209	4,953	3,273
GRAIN, PULSE, AND FLOUR—										
Beans . . . Tons	135	308	337	472	5,262	38,203	63,670	73,479	94,104	8,25,627
Pulse . . . "	343	78	167	223	2,952	77,694	21,323	35,369	45,211	5,04,227
Other sorts . . . "	73	12	212	..	1	15,945	2,641	42,736	479	627
Total Grain, Pulse, and Flour . . . "	551	398	716	695	8,215	1,31,842	92,639	1,52,084	1,39,794	13,30,481

HONGKONG—continued

IMPORTS THEREFROM—continued

ARTICLES	QUANTITY					VALUE				
	1926-27	1927-28	1928-29	1929-30	1930-31	1926-27	1927-28	1928-29	1929-30	1930-31
						£	£	£	£	£
HAIR OF ALL KINDS . Tons	13	26	50	7,157	15,640	18,638
HARDWARE, excluding CUTLERY AND ELECTRO-PLATED WARE . Value	—	—	—	—	—	9,345	15,723	25,056	14,732	12,000
INSTRUMENTS, APPARATUS, APPLIANCES AND PARTS THEREOF . "	—	—	—	—	—	7,162	8,693	31,916	25,165	26,217
JEWELLERY, ALSO PLATS OF GOLD AND SILVER . "	—	—	—	—	—	12,375	17,604	24,921	21,325	13,049
LAC—Stick and seed . Cwts.	340	544	26,600	58,440
Leather . Value	—	—	—	—	—	3,552	6,766	4,034	5,373	9,150
LIQUORS (including DENATURATED AND PERFUMED SPIRITS—										
Spirit present in drugs, medicines, or chemicals Gals.	159	957	1,394	262	349	13,359	54,375	39,226	20,384	27,505
Other sorts of spirit . "	7,140	3,985	3,712	5,313	3,694	56,478	30,931	29,347	37,491	23,793
Total Spirits . "	7,299	4,942	5,108	5,575	4,043	70,337	85,356	68,573	57,875	51,298
Other sorts of liquors . "	3	1,645	173	5	91	10	6,541	1,737	55	400
Total Liquors . "	7,301	6,587	5,279	5,580	4,134	70,347	91,897	70,310	57,930	51,698
MAQUINERY AND MILLWORK . Value	—	—	—	—	—	320	358	18,418	740	1,013
MATS AND MATTING, except COIR AND RUBBER . Sq. Yards	107,776	157,331	174,587	196,908	246,080	45,293	60,665	66,634	70,070	74,322
METALS AND ORES—										
Brass, Bronze, and similar alloys and manufactures thereof . Cwts.	3,544	5,431	1,839	103	1,660	1,27,134	1,73,039	67,145	14,945	53,156
Other metals . Tons	19	11	12	24	34	14,699	8,202	5,414	10,635	13,493
Total Metals (excluding Ores) . "	196	233	196	30	117	1,41,833	1,81,291	72,559	25,580	66,649
OILS—										
Essential . Gals.	2,520	1,535	1,373	314	2,797	51,627	26,142	24,697	13,233	44,373
Vegetable . "	6,174	11,300	7,435	3,303	3,390	25,913	35,533	21,399	27,067	21,765
Other sorts . "	40	9	59	65	359	134	14	153	209	620
Total Oils . "	8,734	12,874	9,417	9,187	11,555	77,624	61,744	46,954	40,564	66,763
PAINTS AND PAINTERS' MATERIALS—										
Paints and Colours . Cwts.	673	352	645	493	333	1,65,570	1,20,046	1,09,732	1,23,466	39,026
Painters' materials . Value	—	—	—	—	—	12,370	5,636	5,572	7,107	4,065
Total Paints and Painters' Materials . "	—	—	—	—	—	1,78,440	1,25,682	1,15,454	1,33,573	43,091

No. 13—continued
HONGKONG—continued
IMPORTS THEREFROM—continued

ARTICLES	QUANTITY					VALUE				
	1926-27	1927-28	1928-29	1929-30	1930-31	1926-27	1927-28	1928-29	1929-30	1930-31
PAPER AND PASTEBOARD—										
Paper—										
Packing paper . . . Cwts.	384	431	598	806	858	6,881	8,482	15,420	5,832	16,243
Other kinds of paper . . . "	1,224	1,386	1,380	1,304	1,880	75,947	79,068	75,896	65,829	54,821
Paper manufactures . . . "	638	463	845	1,440	854	20,508	14,830	34,104	52,404	20,535
Total paper . . . "	2,246	2,285	2,823	3,550	3,592	1,02,836	1,02,380	1,25,420	1,24,065	91,609
PERFUMERY, not being PERFUMED SPIRITS . . . Value						60,455	50,077	50,221	56,716	37,090
PROVISIONS AND OILMAN'S STORES (including FISH, AND FRUITS AND VEGE- TABLETS, CANNED OR BOTTLED)—										
Bacon and hams . . . Cwts.	139	192	157	136	136	17,599	16,038	12,382	11,218	9,577
Canned and bottled provisions—										
Canned or bottled fruits . . . "	2,327	2,600	2,189	2,938	3,624	90,416	1,00,174	88,506	1,09,514	1,06,149
Tinned or canned fish . . . "	254	410	364	519	344	12,136	20,530	18,246	27,924	15,927
Other kinds . . . "	1,908	2,529	1,996	1,873	2,788	84,041	90,623	71,188	63,508	76,584
Farinaceous and patent foods . . . "	17,614	34,541	24,473	27,126	28,992	5,20,666	10,83,021	7,32,954	8,69,631	8,58,512
Lard . . . "	18	21	77	4	35	3,548	4,176	18,119	1,323	8,228
Pickles, chutnies, sauces, and condiments . . . "	1,273	1,329	1,130	519	370	55,962	73,181	44,187	20,416	14,303
Other sorts of provisions . . . Value	196	206	282	305	418	9,173	10,906	15,486	15,590	21,241
Total Provisions and Oil- man's stores, etc. . . "						3,76,417	3,52,374	1,96,068	1,42,594	1,15,278
						11,69,958	17,51,028	11,97,141	12,61,713	12,25,949
SEEDS . . . Tons	11	15	22	21	15	6,097	8,564	11,743	9,008	8,626
Smoker's requisites (excluding tobacco) . . . Value						4,210	4,553	12,776	10,439	10,173
SPICES—										
Betelnuts . . . Cwts.	1,002	..	485	326	..	16,416	..	4,847	3,931	..
Cardamoms . . . "	78	54	12	126	108	6,508	3,998	924	8,767	6,677
Cassia . . . "	9,007	5,828	13,362	15,835	20,052	1,95,870	1,16,942	2,30,408	2,70,972	2,65,027
Ginger . . . "	30	2	253	120	18	1,012	57	7,897	3,021	630
Other sorts . . . "	91	184	563	749	1,410	3,765	6,998	15,174	18,800	23,416
Total Spices . . . "	10,203	6,068	14,660	18,206	21,588	2,23,571	1,27,095	2,59,250	3,05,637	2,95,750
STATIONERY . . . (excluding PAPER) . . . Value						11,681	13,107	13,287	15,684	17,827
SUGAR—										
Sugar, 16 Dutch stand- ard and above (a) . . . Tons	2,919	3,089	2,072	2,506	..	6,99,750	7,22,143	5,08,341	5,66,773	..
Sugar, 23 Dutch stand- ard and above . . . "	3,964	6,81,639
Sugar, below 23 Dutch standard but not below 16 D. S. . . "	119	32,652
Beet Sugar . . . "	45	3,370	138	9,000	4,58,886	20,377
Other sorts . . . "	2	784	..
Total Sugar . . . "	2,964	3,089	2,072	5,877	4,221	7,08,750	7,22,143	5,08,341	10,26,878	7,34,603
TEA—										
Black Lbs.	73,967	63,618	74,301	87,918	81,105	56,949	49,531	51,746	64,610	59,750
Green "	7,859	1,228	4,343	4,713	2,253	4,875	1,475	5,049	5,335	2,659
Total Tea . . . "	81,826	64,846	78,644	92,631	83,357	61,824	51,055	56,795	69,945	62,409

(a) Sub-divided under the heads immediately following from 1930-31.

No. 13—continued
 HONGKONG—continued
 IMPORTS THEREFROM—concluded

ARTICLES	QUANTITY					VALUE				
	1926-27	1927-28	1928-29	1929-30	1930-31	1926-27	1927-28	1928-29	1929-30	1930-31
TEXTILES—										
Cotton—										
Manufactures—										
Twist and yarn . Lbs.	14,600	821,600	23,200	80,000	20,000	20,059	5,13,123	26,904	50,000	16,667
Hosiery—										
Stockings and socks Dozen pairs	456,111	495,600	466,441	494,735	404,116	7,93,313	8,68,928	6,49,450	5,93,196	3,90,880
Underwear . Dozen	3,833	3,157	2,671	3,527	3,936	36,052	33,484	37,579	49,700	54,194
Other sorts . Value	—	—	—	—	—	14,808	8,855	10	8,003	30,753
Total Hosiery . "	—	—	—	—	—	8,44,173	9,11,267	6,87,039	6,50,899	4,75,827
Piece goods—										
Grey (unbleached). Yards	1,300	112,800	29,525	56,160	60,940	315	25,001	9,600	15,760	17,937
White (bleached) . "	10,420	10,519	2,584	24,516	21,053	10,303	5,630	1,475	10,752	7,699
Coloured, printed, or dyed . "	115,420	315,428	95,600	220,894	432,145	68,617	1,35,065	42,167	96,151	1,23,851
Ferts of all descrip- tions . "	—	7,240	1,600	—	—	—	2,359	2,078	—	—
Total Piece goods . "	136,140	445,987	128,309	301,570	523,138	79,235	1,68,955	55,320	1,23,663	1,49,437
Other manufactures Value	—	—	—	—	—	8,818	3,282	356	2,639	1,039
Total Cotton goods (includ- ing Twist and yarn) . "	—	—	—	—	—	9,52,285	15,96,007	7,69,619	8,26,301	6,43,020
Haberdaahery and mil- linery . "	—	—	—	—	—	27,922	12,481	11,949	10,114	12,544
Hemp—										
Raw . Cwts.	875	—	5,616	4,504	2,326	25,913	—	1,36,650	1,07,805	50,002
Silk—										
Raw . Lbs.	73,585	293,631	161,311	137,152	293,285	4,82,264	17,24,562	3,79,964	7,24,411	12,15,255
Manufactures—										
Yarns, bolls and warps . "	3,177	—	1,352	1,762	2,176	17,025	—	2,974	12,615	1,530
Goods of silk mixed with other materials . Yards	20,170	43,829	14,949	1,834	3,395	24,234	54,806	13,227	1,958	4,411
Piece goods . "	623,040	1,211,664	697,080	291,440	97,923	8,09,512	13,14,431	7,20,195	2,98,356	1,37,641
Other sorts . Lbs.	1,235	1,095	533	1,173	788	9,289	10,101	6,477	12,770	6,519
Total Silk manufactures (including silk yarn, etc.) Value	—	—	—	—	—	8,60,090	13,79,388	7,43,873	3,25,699	1,50,101
Wool—										
Manufactures—										
Blankets . Lbs.	2,900	2,913	2,371	2,516	3,549	3,502	9,079	7,327	3,043	11,672
Hosiery . "	3,908	4,445	10,968	9,865	9,527	14,462	20,582	25,355	38,509	38,036
Other sorts . Value	—	—	—	—	—	1,223	15,281	45,377	3,002	1,226
Total Woollen manufactures (including yarn and knitting wool) . "	—	—	—	—	—	24,190	44,942	87,959	50,454	50,936
Miscal Silk . "	—	—	—	—	—	10,673	20,277	43,347	30,323	18,238
BACCO . Lbs.	3,833	1,544	2,747	29,198	17,386	13,750	7,415	8,644	10,524	25,779
ILET REQUISITES (NOT RECEIVED ELSEWHERE) Value	—	—	—	—	—	78,060	81,054	92,948	80,578	53,454
REQUISITES FOR GAMES AND SPORTS, in- cluding fishing tackle . "	—	—	—	—	—	6,789	18,367	6,398	4,909	5,945
WOOD AND TIMBER—										
Sandal Wood . Tons	—	—	—	3	30	—	—	—	2,084	18,362
Other kinds of wood and timber . Value	—	—	—	—	—	3,365	3,298	4,376	3,797	4,611
Total Wood and Timber . "	—	—	—	—	—	3,365	3,298	4,376	70,881	23,473
OTHER ARTICLES NOT PREVIOUSLY . "	—	—	—	—	—	13,32,650	11,55,608	7,25,224	5,86,968	9,51,708
OTHER ARTICLES OF MERCHANDISE . "	—	—	—	—	—	75,769	1,12,539	53,238	92,415	1,12,931
GRAND TOTAL . "	—	—	—	—	—	90,21,157	1,15,80,774	78,33,092	73,60,228	86,82,100

No. 13—continued
HONGKONG—continued

EXPORTS THERE TO

INDIAN MERCHANDISE

ARTICLES	QUANTITY					VALUE				
	1926-27	1927-28	1928-29	1929-30	1930-31	1926-27	1927-28	1928-29	1929-30	1930-31
ANIMALS, LIVING . . . No.	8,772	40,601	20,461	7,260	26	R 3,954	R 9,550	R 4,314	R 1,759	R 250
APPAREL (including DRESS- FERRY, UNIFORMS, AC- COUTREMENTS, BUT ex- cluding HOSIERY AND BOOTS AND SHOE) . . . Value	—	—	—	—	—	19,769	20,218	21,585	27,475	15,432
CANDLES OF ALL KINDS . Lbs.	23,260	55,099	14,836	885	1,997	7,948	15,681	4,172	249	562
CHEMICALS AND CHEMICAL PREPARATIONS (excluding CHEMICAL MANURES AND MEDICINES)— Potassium Compounds— Saltpetre . . . Cwts.	2,588	1,01,270
Soda Compounds— Borax . . . "	872	263	527	839	100	21,494	6,570	10,164	16,437	4,727
Other sorts of chemicals Value	—	—	—	—	—	8,000	125	—	240	974
Total Chemicals, etc. . . "	—	—	—	—	—	1,30,764	6,695	10,164	16,677	5,701
COAL AND COKE . . . Tons	2,085	23,136	130,150	172,658	55,944	21,892	3,88,341	14,18,786	12,81,112	5,38,529
CORDAGE AND ROPE OF VEGETABLE FIBRE (ex- cluding JUTE AND COTTON) . . . Cwts.	974	1,208	965	807	498	22,801	26,220	23,391	19,010	10,988
DRUGS AND MEDICINES (excluding CHEMICALS AND NARCOTICS) . . . Value	—	—	—	—	—	16,12,656	11,71,128	18,25,411	23,70,785	91,064
DYEING AND TANNING SUBSTANCES— Cutch and Gambler . Cwts.	263	101	606	202	343	8,223	2,599	15,775	4,723	6,634
Myrobalans . . . "	1,676	1,457	1,220	1,406	630	10,040	8,096	6,574	6,207	3,355
Safflower . . . "	1,395	55	11	180	49	44,738	1,295	235	4,380	1,190
Other sorts . . . "	1,729	3,275	397	38	13	18,740	32,016	5,403	1,384	204
Total Dyeing and Tanning Substances . . . "	5,063	4,888	2,234	1,826	1,035	81,786	44,006	27,987	16,644	11,388
FEATHERS . . . Lbs.	31,786	49,191	74,412	50,290	49,198	7,775	11,910	18,410	8,482	9,717
FISH (excluding CANNED FISH)— Fish, dry, unsalted Cwts.	19	1,073	2,002	2,771	3,243	770	61,515	1,17,705	1,45,676	1,57,780
Fishmaws and sharkfins . . "	4,208	5,020	4,536	4,829	4,441	7,39,595	8,27,469	5,98,141	6,23,066	5,45,821
FODDER, BRAN, AND POL- LARDS (excluding OIL- CAKE) —										
Rice bran . . . Tons	161	3,737	17,049	12,000	1,49,577	4,23,461
Other Sorts of Fodder . . "	39	208	421	5,253	12,520	40	95	11,600
Total . . . "	39	208	161	3,737	17,470	5,253	12,520	12,040	1,49,672	4,35,061
FRUITS AND VEGETABLES— Fresh fruits and vege- tables . . . Value	—	—	—	—	—	8,140	89,675	1,26,020	62,733	14,878
Fruits and vegetables: dried, salted, or pre- served, all sorts . . . Tons	133	129	217	44	29	1,11,157	86,585	1,44,205	81,553	17,904
GRAIN, PULSE, AND FLOUR— Barley . . . "	186	15	74	22	..	35,700	3,075	11,902	3,800	..
Oats . . . "	151	..	62	29,500	..	9,990
Pulse— Beans . . . "	298	77	651	375	677	27,139	10,307	65,697	45,285	56,493
Gram . . . "	22	48	59	64	75	4,347	8,180	11,712	10,022	8,080
Other sorts . . . "	68	216	333	155	204	15,682	26,131	39,637	26,064	21,543
Total of pulse . . . "	388	341	1,043	594	956	47,168	44,618	1,17,046	81,371	86,116
Rice, not in the husk . . "	6,963	4,660	8,284	33,359	70,933	8,74,277	7,12,460	10,53,448	37,95,205	56,55,081
Wheat . . . "	784	376	808	62	31	1,69,637	74,719	65,051	9,151	3,988
Wheat flour . . . "	177	29	3	6	4	40,937	7,243	1,452	1,661	937
Other sorts . . . "	11	1	..	13	..	2,055	220	40	673	101
Total Grain, Pulse, and Flour . . . "	8,560	5,422	9,774	34,056	71,924	11,99,234	8,42,340	12,59,557	38,91,861	57,46,273
GUMS AND RESINS . . . Cwts.	1,146	607	1,253	519	606	18,556	12,670	22,634	15,774	12,535
HARDWARE AND CUTLERY, (including FLATED WARE) . . . Value	—	—	—	—	—	5,632	4,590	1,680	3,795	280
Hides and Skins, raw . . . Tons	1,008	24	90	2,410	5,513
Cuttings of hides and skins (raw) . . . Tons	243	16	10	1,690	1,804	7,030	3,320	7,230	151	9,142

HONGKONG—continued

EXPORTS THERETO—continued

INDIAN MERCHANDISE—continued

ARTICLES	QUANTITY					VALUE				
	1926-27	1927-28	1928-29	1929-30	1930-31	1926-27	1927-28	1928-29	1929-30	1930-31
INSTRUMENTS, APPARATUS AND APPLIANCES, AND PARTS THEREOF . . . Value	—	—	—	—	—	R 7,460	R 744	R 372	..	R 825
JADESTONE . . . Cwts.	1,596	1,788	2,168	1,908	1,287	3,14,300	2,53,050	4,89,000	4,34,601	1,45,044
LAO—Shell "	1,055	704	1,204	1,389	2,106	1,06,899	1,10,182	1,60,127	1,71,551	1,48,110
LEATHER—Hides and Skins, tanned or dressed { = No.	852	108	125	148	47	7,11,000	2,58,800	2,88,624	2,78,925	80,350
	=59,200	=25,460	=20,282	=22,710	= 5,735					
MANUFACTURES (excluding BOOTS AND SHOES) . Value	—	—	—	—	—	1,861	10,734	23,625	13,680	940
Machinery and millwork . . "	—	—	—	—	—	4,610	284	13,709
MANURES—Bones Tons	33	228	128	170	87	4,623	23,402	11,825	17,006	8,109
Other kinds "	..	2	35	187	258	..	300	7,440	21,900	49,000
Total Manures "	33	228	163	357	345	4,623	23,702	19,265	38,906	57,109
METALS AND ORES—Iron or Steel "	400	650	1,106	1,309	2,134	18,046	29,250	49,871	59,881	80,122
Lead, pig Cwts.	14,398	39,221	24,886	6,697	13,083	3,15,673	6,71,840	3,71,201	1,09,859	1,87,338
Others Tons	1	1	3	1,665	2,495	4,647	370	200
Total Metals and Ores . . "	1,121	2,012	2,853	1,644	2,788	3,35,384	7,03,585	4,25,719	1,69,610	2,67,65
OILS—Essential—Sassafras oil . . . Gals.	200	571	211	167	305	7,250	6,760	12,850	1,000	3,500
Sandalwood oil . . . "	113	296	..	174	87	10,880	32,722	..	4,485	1,500
Other sorts "	200	1,500
Total Essential "	513	867	211	341	372	19,630	39,482	12,850	5,485	5,000
Vegetable, non-essential—Groundnuts "	18,689	33,989
Linseed "	1,250	6,971	..	2,036	600	2,812	15,489	..	5,528	1,847
Other sorts "	1,163	724	1,107	1,218	866	3,790	2,370	3,329	3,940	2,382
Total Oils "	2,926	8,562	20,007	3,595	1,898	26,232	57,341	50,169	14,951	9,229
OILCAKES Tons	51	45	20	732	6,615	4,095	32	..
PARAFFIN WAX "	380	300	75	..	55	2,66,000	2,10,000	23,977	..	25,025
PROVISIONS AND OILMAN'S STORES—Ghi Cwts.	1,974	1,460	1,327	1,226	999	2,16,313	1,47,932	1,31,632	1,20,686	98,645
Pickles, chutnies, and condiments "	394	532	476	462	349	21,295	25,834	21,756	23,455	19,953
Other sorts of provisions Value	—	—	—	—	—	13,735	31,842	17,030	32,307	2,993
Total Provisions and Oilman's stores . . "	—	—	—	—	—	2,51,343	2,05,608	1,70,618	1,76,448	1,10,591
SEEDS—Oil-seeds—Essential—Aniseed Tons	19	14	14	5,598	72	177	4,345	1,074
Fennel "	31	15	2	9	6	8,215	3,820	605	2,654	2,075
Other sorts "	4	4	5	3	12	2,851	4,517	3,752	3,655	2,617
Total Seeds, Essential "	54	19	7	26	32	16,664	8,409	4,534	10,654	6,366
Non-essential—Groundnuts "	31	..	1,578	477	..	4,200	..	3,25,332	1,15,640	..
Other sorts "	6	4	28	8	12	1,996	1,023	8,148	2,800	2,067
Total Non-essential "	37	4	1,601	485	12	6,196	1,023	8,33,880	1,18,440	2,067
Other than oil-seeds "	..	25	5	7	7	..	6,720	3,000	4,500	4,600
Total Seeds "	91	48	1,613	513	51	22,860	16,152	8,40,914	1,32,994	13,038

No. 13—continued
HONGKONG—continued
EXPORTS THERE TO—continued

INDIAN MERCHANDISE—concluded

ARTICLES	QUANTITY					VALUE				
	1926-27	1927-28	1928-29	1929-30	1930-31	1926-27	1927-28	1928-29	1929-30	1930-31
Specimens illustrative of Natural Science . . . Value	—	—	—	—	—	R	R	R	R	R
SPICES Cwts.	218	149	104	129	118	2,800	3,600	1,900	7,460	1,410
TEA, BLACK Lbs.	2,618	47,101	..	491	492	9,563	5,820	3,602	5,296	5,033
TEXTILES— Cotton— Raw Tons	136	2,316	20,938	..	893	492
Twist and yarn Lbs.	16,665,230	630,800	1,886,508	772,800	880,000	80,764
Manufactures— Piece goods Yards	840	7,237	3,220	160
Other sorts of manufactures . . . Value	—	—	—	—	—	4,600	2,240	3,082	837	480
Total Cotton manufactures (including twist and yarn) . . .	—	—	—	—	—	1,02,54,433	4,41,870	13,00,040	5,50,557	4,21,418
Jute— Raw Tons	492	1,919	740	1,73,206	5,85,272	1,65,980
Manufactures— Gunny bags No.	16,267,400	23,967,200	22,824,000	39,015,900	18,622,000	86,11,878	1,20,97,794	1,11,80,330	1,62,82,252	55,72,083
“ cloth Yards	5,187,000	2,505,400	5,388,200	1,453,000	1,455,000	13,82,995	6,55,430	15,61,402	3,10,310	3,14,512
Rope and twine Cwts.	2,544	8,559	7,095	12,736	5,968	66,012	78,310	1,44,820	2,05,538	1,03,029
Total Jute manufactures (including twist and yarn) . . . Value	—	—	—	—	—	1,00,60,880	1,29,26,534	1,28,86,552	1,63,58,095	60,90,224
TOBACCO— Unmanufactured Lbs.	2,622,239	2,153,504	2,168,144	647,922	916,936	4,04,931	2,95,623	3,49,947	1,14,038	1,03,855
Manufactured “	579	157	41	103	73	1,076	340	97	165	102
Total Tobacco “	2,622,818	2,153,661	2,168,185	648,025	917,009	4,06,007	2,95,961	3,50,044	1,14,203	1,04,017
WAX OF ALL KINDS, other than PARAFFIN WAX (excluding CANDLES) . . . Cwts.	88	171	34	106	108	8,214	18,475	3,990	3,316	6,280
WOOD AND TIMBER— Teak Cubic tons	46	11	4	162	30	7,959	2,579	576	32,455	3,700
Sandal Tons	23	50	39	2	7	40,146	88,297	57,600	5,280	14,210
Other kinds of wood and timber . . . Value	—	—	—	—	—	14,542	4,118	1,270	6,288	4,589
POSTAL ARTICLES “	—	—	—	—	—	23,78,892	15,40,998	10,09,563	10,07,166	10,68,934
ALL OTHER ARTICLES OF MERCHANDISE “	—	—	—	—	—	46,946	49,839	50,117	84,378	20,805
GRAND TOTAL “	—	—	—	—	—	2,93,78,586	2,07,49,278	2,40,73,114	2,94,12,569	1,68,64,458

FOREIGN MERCHANDISE

ARTICLES	QUANTITY					VALUE				
	1926-27	1927-28	1928-29	1929-30	1930-31	1926-27	1927-28	1928-29	1929-30	1930-31
APPAREL (including DRESSERY, UNIFORMS, ACCOUTREMENTS, BUT excluding HOSIERY AND BOOTS AND SHOES) . . . Value	—	—	—	—	—	R	R	R	R	R
BOOKS, PRINTED AND PRINTED MATTER (not being STATIONERY) including MAPS AND CHARTS . . . Cwts.	3	2	11	..	15	31,938	21,063	21,095	33,007	2,346
DRUGS AND MEDICINES (excluding CHEMICALS AND NARCOTICS) . . . Value	—	—	—	—	—	1,000	1,084	1,880	15	7,732
DYEING AND TANNING SUBSTANCES— Safron Lbs.	436	1,145	1,052	566	1,000	5,840	6,304	3,400	49,365	8,637
Other sorts Cwts.	..	296	167	48	17	15,665	82,124	40,718	8,800	1,000
Total Dyeing, etc. Value	—	—	—	—	—	20	13,614	6,766	1,940	2,400
	—	—	—	—	—	15,685	95,738	47,484	10,740	3,400

No. 13—continued
 HONGKONG—concluded
 EXPORTS THERETO—concluded

FOREIGN MERCHANDISE—continued

ARTICLES	QUANTITY					VALUE				
	1926-27	1927-28	1928-29	1929-30	1930-31	1926-27	1927-28	1928-29	1929-30	1930-31
FISH (excluding CANNED FISH)—										
Fish, dry, salted and un-salted Cwts.	..	268	48,837
Fishmaws and sharkfins ..	2,387	2,289	2,642	2,876	2,052	4,22,075	3,29,647	3,97,902	3,88,814	3,06,215
FRUITS AND VEGETABLES—										
Fruits and vegetables: dried, salted, or preserved Tons	312	683	179	155	66	1,74,437	4,43,273	1,84,954	1,16,918	43,142
GLASS AND GLASSWARE . Value	—	—	—	—	—	3,450	3,924	225	250	—
GUMS AND RESINS—										
Arabic Cwts.	963	1,045	714	2,723	810	18,076	22,144	18,367	76,791	10,500
Olibanum or frankincense ..	3,947	1,182	3,594	3,637	1,314	38,895	41,044	1,09,377	1,22,595	39,060
Other sorts "	1,558	2,354	5,802	4,270	1,111	20,662	70,607	1,62,584	1,35,259	37,210
Total Gums and Resins ..	6,468	4,581	10,110	10,635	2,735	1,33,633	1,33,795	2,00,328	3,34,645	86,770
IVORY, UNMANUFACTURED .Lbs.	14,968	6,664	8,428	3,366	3,808	79,050	37,214	45,070	15,210	12,700
LEATHER Value	—	—	—	—	—	281	5,110	12,030	10,913	..
LIQUORS Gals.	4,102	7,400
MACHINERY AND MILL-WORK . Value	—	—	—	—	—	19,312	5,155	1,740	..	4,648
METALS AND ORES—										
Copper Cwts.	255	10,223	..
PROVISIONS AND OILMAN'S STORES (excluding FISH AND FRUITS AND VEGETABLES) .Cwts.	30	85	168	307	132	5,723	16,968	14,116	18,620	19,700
SPICES—										
Cloves "	216	7	222	14,100	400	4,985
TEXTILES—										
Cotton—										
Manufactures—										
Piece goods—										
Grey (unbleached) .Yards	1,154	3,405	..	433	1,384	..
White (bleached) . "	297	9,914	5,183	4,000	6,420	204	3,378	2,552	1,365	1,992
Coloured, printed, or dyed "	13,151	38,646	24,373	21,946	8,498	7,039	24,276	14,263	11,572	5,297
Total Piece goods "	14,602	48,560	29,556	29,351	14,918	7,676	28,154	16,815	14,321	7,289
Other sorts of manufactures . Value	—	—	—	—	—	1,679	..	122	737	..
Total Cotton manufactures (including twist and yarn) . "	—	—	—	—	—	9,355	28,154	16,937	16,458	7,289
Woolen manufactures "	—	—	—	—	—	125	480	1,599	1,710	5,655
ARTICLES excluding LOCOMOTIVES, ETC., FOR RAILWAYS—										
Carriages and Carts not mechanically propelled, etc. "	—	—	—	—	—	..	35,500	790	600	..
ALL OTHER ARTICLES OF MERCHANDISE "	—	—	—	—	—	19,249	18,703	33,529	14,901	12,440
GRAND TOTAL "	—	—	—	—	—	9,42,548	12,25,954	10,22,529	10,17,849	5,25,588
AND TOTAL OF INDIAN AND FOREIGN MERCHANDISE "	—	—	—	—	—	3,03,21,134	2,19,75,232	2,50,95,648	3,04,30,418	1,68,90,046

No. 13—continued
CHINA (EXCLUSIVE OF HONGKONG AND MACÃO)
IMPORTS THEREFROM

ARTICLES	QUANTITY					VALUE				
	1926-27	1927-28	1928-29	1929-30	1930-31	1926-27	1927-28	1928-29	1929-30	1930-31
APPAREL (excluding HOSIERY AND BOOTS AND SHOES)—						R	R	R	R	R
Apparel (including drapery, uniforms, accoutrements). . . Value	—	—	—	—	—	90,175	64,241	55,415	45,820	80,572
Others	—	—	—	—	—	6,304	3,688	9,236	3,127	2,190
Total Apparel, etc.	—	—	—	—	—	96,479	67,929	64,651	48,947	82,762
BOOKS, PRINTED AND PRINTED MATTER (not being STATIONERY) including MAPS AND CHARTS Cwts.	196	263	147	161	147	23,452	21,568	15,610	17,468	11,951
Buttons of all sorts Value	—	—	—	—	—	3,199	1,638	607	1,584	10,036
CHEMICALS AND CHEMICAL PREPARATIONS (excluding CHEMICAL MANURES AND MEDICINES)—										
Arsenic and its oxides . . Cwts.	313	112	249	712	470	26,894	9,222	20,441	50,741	33,828
Other sorts of Chemicals Value	—	—	—	—	—	15,816	11,227	48,772	10,680	19,830
Total of Chemicals and Chemical preparations	—	—	—	—	—	42,710	20,449	69,213	61,421	53,658
CHINESE AND JAPANESE WARE (including LACQUERED WARE, BUT excluding EARTHENWARE AND PORCELAIN)										
CORDAGE AND ROPE OF VEGETABLE FIBRE (excluding JUTE AND COTTON)	116	235	723	143	313	4,501	12,909	32,356	7,164	15,508
DRUGS AND MEDICINES (excluding CHEMICALS AND NARCOTICS)—										
Camphor Lbs.	55,260	200	2,007	92,106	590	3,178
Other sorts of drugs and medicines Value	—	—	—	—	—	87,252	78,070	1,08,256	1,01,571	63,298
Total Drugs and Medicines	—	—	—	—	—	1,79,358	78,660	1,06,434	1,01,571	768,298
DYEING AND TANNING SUBSTANCES—										
Dyes obtained from coal tar—										
Aniline Lbs.	2,328	..	899	9,088	2,974	4,460	..	860	22,595	17,068
Saffron	668	168	40,842	18,458
Other sorts Value	5,812	11,237
Total Dyeing and Tanning substances	—	—	—	—	—	4,460	55,154	25,050	22,595	17,068
EARTHENWARE AND PORCELAIN—										
Earthenware	—	—	—	—	—	78,591	51,116	85,765	77,842	40,298
Porcelain	—	—	—	—	—	1,087	1,787	1,18,287	2,836	1,888
Total Earthenware and Porcelain	—	—	—	—	—	74,678	52,902	1,99,052	80,728	42,186
SILKWORKS Lbs.	145,050	12,915	364,577	2,730,965	1,423,077	54,054	11,650	1,27,722	6,45,008	3,35,634
FISH (excluding CANNED FISH) Cwts.	193	128	220	227	278	7,110	5,662	8,206	8,197	11,987
FRUITS AND VEGETABLES—										
Fresh fruits and vegetables Value	—	—	—	—	—	7,591	1,830	14,319	9,078	8,976
Fruits and vegetables: dried, salted, or preserved not being canned or bottled Tons	107	111	98	92	221	63,793	54,714	41,497	39,170	37,555
Total Fruits and Vegetables Value	—	—	—	—	—	71,384	56,544	55,816	48,248	46,531
FURNITURE AND CABINETWARE										
GLASS AND GLASSWARE—										
Bangles	—	—	—	—	—	76,808	70,608	96,627	1,08,952	74,154
Bottles and phials Gross	23	33	2,524	4,808	2,877	294	123	19,224	85,281	16,716
Other glassware Value	—	—	—	—	—	10,380	20,088	11,006	16,046	10,222
Total Glass and Glassware	—	—	—	—	—	87,482	90,704	1,26,857	1,55,279	1,10,091

CHINA (EXCLUSIVE OF HONGKONG AND MACAO)—continued

IMPORTS THEREFROM—continued

ARTICLES	QUANTITY					VALUE				
	1926-27	1927-28	1928-29	1929-30	1930-31	1926-27	1927-28	1928-29	1929-30	1930-31
GRAIN, PULSE, AND FLOUR—						R	R	R	R	R
Beans (dry) . . . Tons	96	13	64	1	4,298	19,884	1,620	10,798	125	5,71,202
Pulse "	3,328	1,201	3,881	3,640	11,002	7,52,832	2,38,693	7,01,257	6,96,776	18,00,125
Rice not in the husk . . "	--	--	4	--	1,000	--	105	764	70	1,24,530
Other sorts "	8	11	9	--	30	1,775	1,844	1,800	--	3,565
Total Grain, Pulse, and Flour "	3,432	1,225	3,958	3,641	16,330	7,74,491	2,42,322	7,14,610	6,96,971	24,09,428
HARDWARE, <i>excluding</i> CUTLERY AND ELECTRO-PLATED WARE . . . Value	--	--	--	--	--	24,108	17,064	22,685	19,375	12,921
INSTRUMENTS, APPARATUS AND APPLIANCES AND PARTS THEREOF—										
Musical "	--	--	--	--	--	5,652	20,972	24,127	22,172	23,638
Other kinds "	--	--	--	--	--	4,609	6,232	6,832	5,541	18,831
Total Instruments, Apparatus and Appliances and parts thereof "	--	--	--	--	--	10,261	27,204	30,959	27,713	42,469
JEWELLERY, <i>(excluding</i> IMITATION JEWELLERY, AND PRECIOUS STONES AND PEARLS, UNSET); ALSO PLATE OF GOLD AND SILVER—										
Jewellery "	--	--	--	--	--	42,878	7,480	1,735	915	1,205
Plate of gold and silver . . "	--	--	--	--	--	30,409	17,648	10,477	12,398	2,166
Total Jewellery, also Plate of gold and silver "	--	--	--	--	--	72,782	25,128	12,212	13,313	3,371
LAO Cwts.	--	--	--	200	--	--	--	--	14,216	--
LIQUORS, <i>(including</i> DENATURED AND PERFUMED SPIRITS—										
Spirit Gals.	7,074	8,209	7,129	5,291	4,090	59,287	68,849	59,588	46,667	37,360
Other sorts of Liquors . . "	61	658	--	3	28	1,096	8,512	--	15	215
Total Liquors "	7,135	8,867	7,129	5,294	4,116	60,383	67,361	59,588	46,682	37,575
MACHINERY AND MILL-WORK Value	--	--	--	--	--	14,749	21,347	24,776	9,172	1,446
MATS AND MATTING, <i>except</i> COIR AND RUBBER, Sq. Yards	292,197	184,797	230,121	242,265	256,646	1,54,561	98,070	1,08,661	1,04,015	96,304
METALS AND ORES—										
Brass, Bronze, and similar alloys and manufactures thereof—										
Unwrought . . . Cwts.	--	2,048	3,020	130	80	--	58,488	80,143	4,168	1,260
Wrought "	47	275	1,156	2,223	1,123	5,009	17,561	36,923	81,329	44,846
Copper "	--	30	--	373	--	--	3,629	--	15,060	--
Tin—										
Unwrought "	392	410	1,107	489	201	72,959	71,328	1,07,721	69,254	18,889
Other metals . . . Tons	63	82	102	145	49	46,473	46,473	57,686	66,272	25,554
Total Metals (<i>excluding</i> ores) "	85	220	366	805	125	1,24,441	1,92,387	3,42,473	2,36,081	90,549
OILS—										
Essential Gals.	914	299	529	4,391	775	12,263	4,807	10,488	24,010	10,694
Mineral—										
Lubricating oils . . "	7,076	--	--	--	--	10,825	2	--	--	--
Others "	6,038	2,616	5,659	11,727	9,564	22,521	13,138	20,978	41,957	22,192
Total Oils "	14,628	2,915	6,188	16,118	10,339	45,109	17,947	31,466	65,907	32,886
PAINTS AND PAINTERS' MATERIALS—										
Paints and Colours . . Cwts.	171	129	290	1,658	231	52,600	54,250	77,161	1,31,708	85,941

No. 13—continued

CHINA (EXCLUSIVE OF HONGKONG AND MACÃO)—continued

IMPORTS THEREFROM—continued

ARTICLES	QUANTITY					VALUE				
	1926-27	1927-28	1928-29	1929-30	1930-31	1926-27	1927-28	1928-29	1929-30	1930-31
PAPER AND PASTEBOARD—						R	R	R	R	R
Paper—										
Packing Paper . . . Cwts.	44	320	706	364	113	2,079	24,598	40,505	28,319	5,121
Other kinds of paper . . . "	2,612	3,234	1,963	2,775	2,200	1,38,463	1,07,346	51,955	80,354	82,135
Other sorts . . . "	87	203	287	--	616	7,311	4,572	5,857	..	4,104
Total Paper and Pasteboard . . . "	2,643	3,757	2,946	3,139	2,998	1,43,753	1,36,516	1,07,317	1,14,673	91,360
PERFUMERY (not being PERFUMED SPIRITS) . . . Value	--	--	--	--	--	27,367	19,101	31,831	19,013	7,079
PLANTS, LIVING (including BULBS AND SEEDS FOR SOWING) . . . "	--	--	--	--	--	7,184	2,938	14,987	14,166	8,831
PRECIOUS STONES AND JEWELS . . . "	--	--	--	--	--	20	5 00	2,737	240	525
PROVISIONS AND OILMAN'S STORES (including FISH AND FRUITS AND VEGE- TABLES CANNED OR BOTTLED—										
Canned and bottled provisions (not speci- fied elsewhere)—										
Canned or bottled fruits Cwts.	306	309	442	554	1,904	12,407	18,508	15,241	19,386	38,157
Tinned or canned fish . . . "	108	101	141	159	235	13,182	19,583	15,825	17,525	22,028
Other kinds . . . "	336	718	2,040	1,890	1,370	15,889	37,789	78,091	71,714	45,989
Farinaceous and patent foods . . . "	3,068	3,726	4,903	4,914	3,717	98,783	1,05,289	1,20,833	1,17,965	86,041
Pickles, chutnies, sauces and condiments . . . "	565	317	834	694	794	37,868	38,763	53,590	46,425	48,200
Other sorts of provisions . . . Value	--	--	--	--	--	1,11,626	95,699	69,207	71,450	58,000
Total Provisions and Oilman's stores, etc. . . "	--	--	--	--	--	2,89,505	3,15,586	2,52,787	3,44,465	2,98,424
SEEDS—										
Oilseeds—Essential . . . Tons	6	5	7	14	4	3,350	3,175	4,151	15,500	3,090
Sesamum . . . "	83	11	--	--	167	25,893	4,045	--	..	28,435
Other sorts . . . "	9	15	2	3	..	4,507	5,364	1,279	1,021	246
Total Seeds . . . "	98	31	9	17	161	33,750	13,084	5,430	16,521	29,771
SPIICES—										
Betal-nuts . . . Cwts.	1,778	1,777	2,358	18,822	19,729	14,851
Cardamoms . . . "	992	683	433	1,204	904	65,367	50,834	35,248	78,845	47,016
Cassia . . . "	54,709	35,155	47,709	47,111	40,341	11,58,224	6,84,284	8,38,796	7,34,167	5,61,577
Ginger . . . "	..	6	263	111	28	..	225	7,568	4,379	1,054
Other sorts . . . "	40	185	..	205	185	4,585	3,100	..	6,450	3,825
Total Spices . . . "	55,741	36,035	50,183	50,408	43,876	12,48,176	7,38,493	9,00,434	8,38,509	6,28,323
STATIONERY (excluding PAPER) . . . Value	--	--	--	--	--	12,284	10,000	25,312	58,381	23,604
SUGAR—										
Sugar, 16 Dutch standard and above . . . Tons	146	18	30	262	--	30,584	4,761	7,712	59,157	--
Sugar, 23 Dutch standard and above . . . "	--	--	--	--	693	--	--	--	--	1,34,988
Sugar, below 23 Dutch stan- dard but not below 16 D.S.; . . . "	--	--	--	--	195	--	--	--	--	44,402
TALLOW AND STEARINE . . . Cwts.	13,593	101	4	11,304	2,965	40
TEA—										
Black . . . Lbs.	322,171	406,107	472,251	281,489	146,010	2,51,364	3,33,730	3,26,220	1,30,235	1,11,605
Green . . . "	4,198,335	2,847,931	2,110,682	3,459,918	2,052,766	39,38,188	26,42,808	19,75,186	18,12,022	19,15,706
Total Tea . . . "	4,520,506	3,254,038	2,582,933	3,741,357	2,798,776	41,89,547	29,76,547	23,01,406	19,51,307	20,27,401
TEXTILES—										
Cotton— Manufactures—										
Twist and Yarn . . . Lbs.	980,432	12,044,703	11,396,555	10,494,713	11,728,238	8,19,206	1,15,14,433	1,27,02,926	1,10,31,003	95,67,790
Hosiery—										
Stockings and socks . . . Dozen pairs	38,490	72,843	55,593	100,754	75,751	1,58,495	1,32,001	94,929	1,36,666	92,937
Underwear . . . Dozen	3,123	563	105	3,493	1,020	12,467	2,467	508	14,450	3,484
Other sorts . . . Value	--	--	--	--	--	7,407	7,753	6,872	18,566	518
Total Hosiery . . . "	--	--	--	--	--	1,78,459	1,42,220	1,02,369	1,69,682	96,989

* Sub-divided under the heads immediately following from 1930-31.

CHINA (EXCLUSIVE OF HONGKONG AND MACÃO)—continued

IMPORTS THEREFROM—concluded

ARTICLE	QUANTITY					VALUE				
	1926-27	1927-28	1928-29	1929-30	1930-31	1926-27	1927-28	1928-29	1929-30	1930-31
TEXTILES—continued										
Cotton—continued										
Manufactures—continued										
Piece goods—										
Grey (unbleached)—										
Plain grey—										
Drills and Jeans Yards	44,000	..	72,991	48,000	..	10,170	..	10,880	11,889	..
Longcloth and Shirtings	343,200	2,851,100	11,884,112	8,384,842	2,248,500	90,842	6,81,882	28,94,119	17,55,882	4,82,477
Sheetings	1,302,500	4,084,500	1,847,500	1,219,200	172,500	3,13,879	9,06,915	2,85,691	2,42,010	24,915
Others	9,000	..	9,805	2,025	..	1,441
Total Plain Grey	1,788,700	6,935,600	13,313,408	9,552,042	2,421,000	4,16,916	16,88,797	32,01,181	20,09,281	4,57,892
White (bleached)	..	4,200	128	3,108	1,016	..	1,036	92	2,022	400
Coloured, printed, or dyed	109,824	56,567	112,676	91,026	48,129	37,955	22,400	36,571	81,541	12,482
Ferts of all descriptions	..	60	456	..	20	168
Total Piece goods	1,898,524	6,996,427	13,426,207	9,746,171	2,470,801	4,54,871	16,12,262	32,37,794	20,42,844	4,70,442
Other manufactures . Value	14,858	24,752	6,678	7,796	10,932
Total Cotton manufactures (including Twist and Yarn)	14,97,889	1,82,93,873	1,61,00,767	1,82,51,325	11,01,46,158
Haberdashery and Millinery	11,639	47,462	1,07,519	15,157	16,568
Hemp—										
Raw Cwts.	3	498	156	429	96	101	13,900	2,713	10,222	2,808
Silk—										
Raw Lbs.	1,664,800	1,976,546	1,711,413	1,964,372	1,623,939	1,05,27,300	1,23,78,326	1,01,99,981	1,12,92,067	75,35,167
Waste	24,349	20	34,050	30
Silk yarn, nolls, and wards	243,029	382,463	343,274	227,819	393,763	14,48,611	16,04,054	8,04,087	5,63,184	12,97,468
Manufactures—										
Goods of silk mixed with other materials Yards	126,969	87,684	185,605	158,393	179,135	1,47,276	1,04,316	2,38,524	2,15,893	1,97,987
Piece goods	8,454,627	8,130,455	7,020,240	8,092,702	8,279,347	1,07,49,933	93,85,249	80,82,740	77,76,278	59,84,899
Other sorts . . . Value	51,645	59,280	59,175	19,505	14,434
Total Silk manufactures (including silk yarn, etc.)	1,23,97,515	1,17,02,899	91,79,526	86,74,775	74,94,733
Wool—										
Raw Lbs.	220,416	2,55,825
Manufactures—										
Yarn and knitting wool	65,175	..	795	3,89,399	..	1,229
Carpets and floor rugs	4,893	3,558	4,859	7,227	6,185	9,782	9,160	13,403	7,232	10,318
Hosiery	24	3,939	100	78	4	163	20,994	765	160	51
Shawls	4	37,855	5,409	178	43,868	7,035
Artificial silk—										
Artificial silk yarn	31,312	..	400	..	40	76,107	..	912	..	22
Piece goods of Cotton and artificial silk	40	9,178	20,538	1,774,949	467,578	48	10,362	18,068	7,95,818	1,55,679
Other sorts . . . Value	2,077	7,508	14,613	2,282	8,974
TOBACCO—										
Manufactured—										
Cigarettes { No. } { lbs. }	5	294	1	1,226	{ 49,980,300 } { 143,892 }	15	1,414	6	7,945	1,85,556
Other sorts	677	231,105	523	694	284	1,244	2,23,084	831	2,266	508
Total	682	231,489	524	1,920	144,156	1,259	224,498	837	10,211	1,86,082
TOILET REQUISITES (NOT SPECIFIED ELSEWHERE) Value	22,041	23,194	38,396	36,315	62,574
TOYS AND REQUISITES FOR GAMES AND SPORTS including FISHING TACKLE	1,04,543	4,106	4,570	4,633	4,294
UMBRELLAS AND UMBRELLA FITTINGS—										
Umbrellas, complete, including parasols and sunshades No.	471	656	157	74	698	3,547	401	399	625	512
Umbrella fittings Value	10,100	6,629	95,638	3,196	1,098
Total Umbrellas and Umbrella fittings	13,647	7,030	96,037	3,721	1,610
VEHICLE—										
Mechanically propelled vehicles (excluding railway locomotives and plants)	6,980	4,219	691	12,092	1,479
WOOD AND TIMBER—										
Teak wood Cubic Tons	5	..	41	181	..	1,257	..	7,125	31,050	..
Other kinds of wood and timber Value	22,923	5,007	7,264	23,549	16,643
Total Wood and Timber	24,180	5,007	14,389	44,599	16,643
POSTAL ARTICLES NOT SPECIFIED	2,94,616	7,17,431	5,38,295	6,77,551	5,28,691
ALL OTHER ARTICLES OF MERCHANDISE	1,23,814	1,09,175	1,02,972	1,79,491	1,24,794
GRAND TOTAL	3,30,99,562	4,41,26,962	4,81,77,502	4,09,53,074	3,33,12,719

* Quantity recorded in number from 1930-31.

No. 13—continued

CHINA (EXCLUSIVE OF HONGKONG AND MACÃO)—continued

EXPORTS THERETO

INDIAN MERCHANDISE

ARTICLES	QUANTITY					VALUE				
	1926-27	1927-28	1928-29	1929-30	1930-31	1926-27	1927-28	1928-29	1929-30	1930-31
APPAREL (including DRAPERY, UNIFORMS, ACCOUTREMENTS (BUT excluding HOSIERY AND BOOTS AND SHOES)) . . . Value	—	—	—	—	—	17,868	27,804	22,466	7,122	15,072
CANDLES OF ALL KINDS . . . Lbs.	32,592	98,134	28,825	68,260	—	23,229	27,600	8,107	10,195	..
CHEMICALS AND CHEMICAL PREPARATIONS (excluding CHEMICAL MANURES AND MEDICINES) . . . Value	—	—	—	—	—	25,120	2,100	1,284
COAL AND COKE— COAL . . . Tons	15,015	8,348	1,80,397	92,242	..
COFFEE . . . Cwts.	..	28	2,240
COIR— Manufactured (excluding Rops) . . . Tons	16	40	17	15	17	5,200	13,694	5,671	4,382	5,183
CORDAGE AND ROPS OF VEGETABLE FIBRE (excluding JUTE AND COTTON) . . Cwts.	432	685	1,446	722	49	12,226	18,254	24,345	17,712	1,185
DRUGS AND MEDICINES (excluding CHEMICALS AND NARCOTICS) . . . Value	—	—	—	—	—	7,007	22,734	9,575	1,262	6,205
DYING AND TANNING SUBSTANCES—										
Myrobalans . . . Cwts.	5,301	7,255	8,036	11,439	6,292	32,320	42,670	45,370	53,734	27,241
Myrobalan extracts . . . "	..	200	502	..	240	..	3,888	8,750	..	3,061
Other sorts . . . "	20	11	5	4	5	775	1,357	187	70	87
Total Dyeing and Tanning substances . . . "	5,321	7,466	8,543	11,443	6,537	33,095	47,415	54,266	53,804	30,391
FISH (excluding canned fish)—										
Fish, dry, unsalted . . . "	..	209	600	215	100	..	13,680	33,401	13,453	5,000
Fishmaws and sharkfins . . . "	92	62	72	28	48	10,900	6,126	8,902	7,660	8,600
Other sorts . . . "	10	1	180	700	..
Total Fish . . . "	92	271	682	244	148	10,900	19,806	42,483	21,808	13,600
FRUITS AND VEGETABLES . Value	—	—	—	—	—	1,610	125	897	2,192	45
GLASS AND GLASSWARE . . . "	—	—	—	—	—	5,190	4,529
GRAIN, PULSE, AND FLOUR—										
Rice, not in the husk . . Tons	181,195	100,008	58,439	226,690	306,313	2,56,94,775	1,51,29,094	67,97,759	2,79,04,811	4,91,94,51
Other sorts . . . "	81	16	29	9	26	5,802	3,890	3,928	3,216	3,95
Total Grain, Pulse and Flour . . . "	181,226	100,019	58,468	226,699	306,339	2,67,00,577	1,51,32,984	68,01,687	2,70,08,027	4,91,98,47
HIDES AND SKINS, RAW—										
Skins, raw . . . "	1	2	1	20,727	8,650	4,897	5,350	3,36
Cuttings of Hides and Skins (raw) . . . "	48	29	9	2,900	11,835	2,110
JADESTONE . . . Cwts.	125	161	523	226	288	24,925	30,270	1,13,200	50,109	73,47
KAPOK . . . "	546	515	1,688	302	861	86,668	36,261	79,906	12,882	38,58
LAU—										
Button . . . "	571	251	33	70,200	44,250	2,02
Shell . . . "	2,190	2,564	2,837	3,019	2,478	2,19,377	3,65,987	3,71,677	3,64,954	1,58,02
LEATHER—										
Hides, tanned or dressed—										
Buffalo hides . . . } —Tons	5	5,000
—No.	450
Cow hides . . . } —Tons . . .	153	128	94	177	162	2,83,900	2,24,980	1,98,250	3,22,725	1,93,56
—No.	22,630	19,737	15,545	24,645	21,430
Skins, tanned or dressed } —Tons . . .	2	1	1	8	1	6,500	5,825	6,200	20,936	4,75
—No.	6,900	5,750	5,305	21,512	6,205
Unwrought . . . Cwts.	1	1	175	134	..
Manufactures (excluding boots and shoes, and belting for machinery) Value	—	—	—	—	—	3,271	2,010	210	210	2,75
Total Leather . . . "	2,72,771	2,32,815	2,04,835	44,005	2,05,00

CHINA (EXCLUSIVE OF HONGKONG AND MACÃO)—continued

EXPORTS THERETO—continued

INDIAN MERCHANDISE—continued

ARTICLES	QUANTITY					VALUE				
	1926-27	1927-28	1928-29	1929-30	1930-31	1926-27	1927-28	1928-29	1929-30	1930-31
						₹	₹	₹	₹	₹
MACHINERY AND MILLWORK Value	—	—	—	—	—	7,082	6,467	..	967	835
METALS AND ORES—										
Iron or steel—										
Pig Tons	7,216	8,359	12,540	11,753	17,527	3,13,285	1,96,115	6,13,011	5,49,071	6,88,727
Lead—										
Pig Cwts.	8,022	3,598	..	10,927	10,994	1,93,243	67,760	..	1,79,280	1,50,912
Other kinds . . . Tons	1	1	3	2	..	190	2,635	5,010	1,087	90
Total Metals and Ores ..	7,617	3,540	13,543	12,301	18,077	5,06,718	2,66,510	6,18,021	7,29,438	8,45,735
MICA Cwts.	49	..	2	2	1	17,028	..	1,500	3,000	1,100
OILCAKES Tons	1,278	5	79,244	125
PAINTS AND PAINTER'S MATERIALS . . . Value	—	—	—	—	—	4,100	9,100	11,500	10,500	3,110
PARAFFIN WAX . . . Tons	2,300	2,449	4,132	2,560	7,190	10,46,500	11,68,658	19,02,764	11,94,175	36,58,536
PRECIOUS STONES AND PEARLS, UNSET . . Value	—	—	—	—	—	1,850	..	1,200	4,780	3,900
PROVISIONS AND OILMAN'S STORES—										
Butter Cwts.	22	65	71	161	53	2,344	8,276	7,820	17,322	5,550
Ghl "	669	585	623	580	195	76,212	62,469	64,669	61,629	19,666
Pickles, chutnies, and condiments . . "	715	544	735	458	439	42,139	34,006	43,409	23,006	23,441
Other sorts of provisions . . Value	—	—	—	—	—	16,585	41,889	10,827	2,363	1,880
Total Provisions and Oilman's stores . . "	—	—	—	—	—	1,37,280	1,46,730	1,26,725	1,09,410	50,536
SEEDS Tons	..	1	215	740	1,371	22,524	408	204
SPICES Cwts.	22	18	94	15	23	1,036	970	8,187	775	1,243
STATIONERY (excluding PAPER) . . . Value	—	—	—	—	—	5,631	4,100	..	4,215	6,394
TBA, BLACK Lbs.	487,334	3,545,482	6,140,235	12,540	1,741,886	4,20,998	25,33,472	47,82,082	7,894	12,63,524
TEXTILES—										
Cotton—										
Raw Tons	69,870	19,949	72,039	101,155	108,125	7,68,60,982	1,99,30,162	7,28,80,848	9,34,31,991	7,40,84,215
Twist and yarn . . Lbs.	143,000	164,400	75,600	22,000	..	1,20,200	1,14,272	52,168	15,200	..
Manufactures—										
Piecegoods . . . Yards	22,283	147,250	137,629	191,663	52,604	9,373	50,079	41,637	63,413	26,272
Other sorts of manufactures . . Value	—	—	—	—	—	80	..	65	..	100
Total Cotton manufactures (including twist and yarn) . . "	—	—	—	—	—	1,30,158	1,64,951	83,915	78,613	26,462
Haberdabery and Millinery . . . "	—	—	—	—	—	12,200	1,170	1,600
Jute—										
Raw Tons	4,221	5,461	5,226	6,038	7,040	14,53,993	10,37,082	17,13,293	18,24,028	12,96,797
Twist and yarn . . Lbs.	69,513	..	95,760	64,697	..	20,331	..	23,520	12,485	..
Manufactures—										
Gunny bags . . . No.	2,798,000	1,812,600	2,161,200	4,279,900	1,244,400	16,00,693	7,10,002	11,04,915	17,86,081	4,31,642
" cloth Yards	9,642,000	8,401,000	11,199,000	8,913,912	3,507,000	26,41,593	13,00,293	26,58,931	18,08,893	5,29,692
Rope and twines Cwts.	1,915	1,698	1,846	2,105	1,939	53,305	40,440	41,823	46,004	42,374
Other kinds . . . Value	—	—	—	—	—	..	2,380	3,373	1,044	365
Total Jute manufactures (including twist and yarn) . . "	—	—	—	—	—	37,21,332	25,53,615	38,32,576	36,54,597	10,04,073
Wool—										
Raw Lbs.	42,772	22,060

No. 13—continued

CHINA (EXCLUSIVE OF HONGKONG AND MACÃO)—continued

EXPORTS THERE TO—continued

INDIAN MERCHANDISE—concluded

ARTICLES	QUANTITY					VALUE				
	1926-27	1927-28	1928-29	1929-30	1930-31	1926-27	1927-28	1928-29	1929-30	1930-31
TEXTILES—contd.						R	R	R	R	R
Wool—continued										
Woolen Manufactures . Value	—	—	—	—	—	8,925	8,605	1,06,830	1,552	1,344
TOBACCO—										
Unmanufactured . . Lbs.	568,920	438,066	477,150	244,587	108,000	74,869	69,740	38,678	32,916	20,000
Others "	5	2,485	343	47,460	505	15	859	440	8,057	621
Total Tobacco . . .	568,925	441,151	477,493	291,997	108,505	74,884	70,599	39,116	35,973	20,621
WOOD AND TIMBER—										
Wood—										
Sandal wood . . Tons	62	45	99	61	41	1,11,360	88,860	1,07,402	1,10,887	63,365
POSTAL ARTICLES . Value	—	—	—	—	—	21,730	..	17
ALL OTHER ARTICLES OF MERCHANDISE . . .	—	—	—	—	—	56,880	58,398	89,940	66,857	44,846
GRAND TOTAL . . .	—	—	—	—	—	11,21,88,341	4,46,96,598	9,43,84,231	13,01,85,261	13,21,29,529

FOREIGN MERCHANDISE

ARTICLES	QUANTITY					VALUE				
	1926-27	1927-28	1928-29	1929-30	1930-31	1926-27	1927-28	1928-29	1929-30	1930-31
APPAREL (including DRAPERY, UNIFORMS, AND ACCOUTREMENTS, BUT EXCLUDING HOSIERY AND BOOTS AND SHOES) Value	—	—	—	—	—	54,016	53,712	41,727	36,630	32,321
BOOKS, PRINTED, AND PRINTED MATTER (NOT BEING STATIONERY) INCLUDING MAPS AND CHARTS Cwts.	17	217	27	28	30	2,175	6,057	1,605	3,673	4,204
COAL AND COKE Tons	860	..	550	16,985	..	13,300
DRUGS AND MEDICINES (excluding CHEMICALS AND NARCOTICS) . Value	—	—	—	—	—	8,940	8,755	3,047	4,418	974
DYING AND TANNING SUBSTANCES "	—	—	—	—	—	2,327	28,235	14,897
FRUITS AND VEGETABLES . . .	—	—	—	—	—	654	5,757	13,105	6,895	1,04,406
GUMS AND RESINS—										
Arabic Cwts.	400	400	19,080	1,640
HARDWARE EXCLUDING CUTLERY AND ELECTROPLATED WARE Value	—	—	—	—	—	5,328	120	1,035	1,948	3,527
HIDES AND SKINS, RAW—										
Skins, raw { Tons 33 No. —1,182,031	..	10	5	3	9	4,52,922	50,008	39,865	17,049	14,400
INSTRUMENTS, APPARATUS, AND APPLIANCES, AND PARTS THEREOF . Value	—	—	—	—	—	1,81,738	525	385	2,983	4,960
IVORY, UNMANUFACTURED . Lbs.	..	1,314	..	672	10,100	..	3,000	..
LIQUORS Gals.	..	5,200	46	248	1	..	11,250	262	8,724	32
MACHINERY AND MILLWORK . Value	—	—	—	—	—	14,567	10,286	7,520	51,229	3,229
METALS AND ORES—										
Iron or steel . . . Tons	203	605	7,854	25,153

CHINA
KOREA

(490)

No. 13—continued

CHINA (EXCLUSIVE OF HONGKONG AND MACÃO)—concluded

EXPORTS THERE TO—concluded

FOREIGN MERCHANDISE—continued

ARTICLES	QUANTITY					VALUE				
	1926-27	1927-28	1928-29	1929-30	1930-31	1926-27	1927-28	1928-29	1929-30	1930-31
Oils Gals.	--	10	--	36,980	110	..	50	..	6,716	400
RUBBER Manufactures . Value	--	--	--	--	--	3,738	41,425	18,545
SPICES : Gwts.	87	5,400
TEA Lbs.	2,920	92,432	1,200	899	50	2,200	1,14,863	1,144	595	50
TEXTILES— Cotton— Raw Tons	96	350	80	1,68,000	4,64,000	51,000	105	40
Manufactures— Piece goods— Coloured, printed, or dyed yards	..	36,947	26,214	6,713	23,343	--	21,941	14,623	4,224	11,739
Haberdashery and Millinery Silk, raw Lbs.	811	714	7,560	7,048	4,071	32,075
.. manufactures in- cluding silk yarn . Value	--	--	--	--	--	1,180	5,783	58,453	1,38,108	2,804
Wool— Woolen manufactures . . .	--	--	--	--	--	6,100	12,401	5,965	1,860	24,739
OTHER TEXTILES— Manufactured	--	--	--	--	--	..	2,37,875	97,049	..	314
TOBACCO Lbs.	17	1,500	276	7,500
VEHICLES (excluding LOCO- MOTIVES, ETC., FOR RAIL- WAYS)— Carriages and Carts (exclud- ing railway carriages) and parts thereof . Value	--	--	--	--	--	..	2,710	9,335	3,745	10
Other kinds	--	--	--	--	--	3,000	36,275
ALL OTHER ARTICLES OF MERCHANDISE	--	--	--	--	--	7,895	10,898	6,023	16,512	12,324
GRAND TOTAL	--	--	--	--	--	9,32,649	10,87,664	3,75,421	3,72,938	3,45,314
GRAND TOTAL OF INDIAN AND FOREIGN MERCHANDISE	--	--	--	--	--	11,51,15,890	4,67,84,262	9,47,59,652	13,05,68,199	13,24,75,343

KOREA
IMPORTS THEREFROM

ARTICLES	QUANTITY					VALUE				
	1926-27	1927-28	1928-29	1929-30	1930-31	1926-27	1927-28	1928-29	1929-30	1930-31
Oils— Mineral Gals.	18,145	31,378
GRAND TOTAL . Value	--	--	--	--	--	--	--	--	--	31,378

EXPORTS THERETO

INDIAN MERCHANDISE

ARTICLES	QUANTITY					VALUE				
	1926-27	1927-28	1928-29	1929-30	1930-31	1926-27	1927-28	1928-29	1929-30	1930-31
GRAIN, PULSE AND FLOUR— Rice not in the husk . Tons	37,338	18,356	24,735	22,920	4,229	56,47,712	28,03,690	32,66,429	30,27,468	5,11,329
RUBBER RAW Lbs.	--	58,160	100,814	19,569	30,207
ALL OTHER ARTICLES OF MERCHANDISE Value	--	--	--	--	--	714	2,170	..	1,217	..
GRAND TOTAL	--	--	--	--	--	56,48,426	28,05,860	32,66,429	30,48,284	5,50,536

FOREIGN MERCHANDISE
Nil.

No. 13—continued

JAPAN
IMPORTS THEREFROM

ARTICLES	QUANTITY					VALUE				
	1926-27	1927-28	1928-29	1929-30	1930-31	1926-27	1927-28	1928-29	1929-30	1930-31
ANIMALS, LIVING . . . No.	76	74	311	R	R	R	R	R
APPAREL (excluding HOSIERY AND BOOTS AND SHOES)—										
Apparel (including drapery, uniforms, accoutrements) . . . Value	—	—	—	—	—	10,21,337	11,89,459	17,61,580	16,20,180	14,57,830
Hats, caps, bonnets and hatter's ware . . . "	—	—	—	—	—	2,93,500	2,44,782	2,23,434	2,50,507	3,83,913
Hamets . . . Ebs.	..	703	9,764	1,187	15,603
Others . . . Value	—	—	—	—	—	222	..	1,467	2,162	8,488
Total Apparel, etc. . . "	—	—	—	—	—	13,15,059	14,35,378	20,02,084	18,72,849	18,50,281
ARMS, AMMUNITION AND MILITARY STORES—										
Firearms . . . No.	3	14	14	1	157	207	830	1,000	15	16,559
ASBESTOS—										
Manufactures—										
Asbestos Packing . . . Value	—	—	—	—	—	26,354	20,597	19,329	41,618	20,243
Other manufactures . . . "	—	—	—	—	—	1,483	5,791	3,456	4,110	12,733
Total Asbestos manufactures . . . "	—	—	—	—	—	27,842	26,388	22,785	45,728	32,981
SPINNING FOR MACHINERY . . . "	—	—	—	—	—	1,81,375	1,41,390	2,32,247	3,05,067	2,01,996
BOBBINS . . . "	—	—	—	—	—	95,468	1,52,000	2,24,219	2,96,291	4,91,725
BOOKS PRINTED, AND PRINTED MATTER (not being STATIONERY), including MAPS AND CHARTS Cwts.	250	329	224	269	241	31,098	22,001	16,945	23,847	21,115
BOOTS AND SHOES—										
Of Canvas with Rubber Soles* . . . Pairs	—	—	32,819	785,826	4,611,825	—	—	41,184	8,96,710	35,13,505
Of other materials . . . "	74,557	171,781	405,171	3,257,007	5,477,428	1,03,866	1,61,001	2,68,527	20,45,739	32,02,939
Total . . . "	74,557	171,781	527,990	4,043,733	10,089,253	1,03,866	1,61,001	3,04,311	29,42,458	67,16,404
BRUSHES AND BROOMS—										
Brushes—										
Toilet brushes . . . Dozen	27,016	104,079	69,866	128,036	131,440	25,400	64,714	56,474	73,433	66,420
Other brushes . . . "	60,272	90,073	63,068	80,089	53,043	52,370	65,407	60,683	53,446	43,393
Brooms . . . "	70	30	9	5	7	133	120	45	27	47
Total Brushes and Brooms . . . "	87,358	194,787	132,743	2,08,130	181,490	78,417	1,30,241	1,17,202	1,26,906	1,09,871
BUILDING AND ENGINEERING MATERIALS, other than OF IRON, STEEL, OR WOOD—										
Cement—										
Portland . . . Tons	9,209	9,348	14,339	18,720	36,763	3,84,275	4,16,501	5,64,837	6,85,920	12,34,221
Other kinds . . . "	100	101	12	1	7	3,364	4,596	406	79	612
Tiles . . . No.	158,138	442,935	504,531	733,679	683,936	29,991	79,600	96,950	1,26,520	92,715
Other kinds . . . Value	—	—	—	—	—	2,575	2,736	638	1,779	196
Total Building and Engineering materials, etc. . . "	—	—	—	—	—	4,20,205	5,03,433	6,62,331	8,14,298	13,77,744
BUTTONS OF ALL SORTS—										
metal . . . "	—	—	—	—	—	14,387	9,242	12,220	2,401	3,632
Other sorts . . . "	—	—	—	—	—	11,47,259	8,37,822	8,96,909	8,26,747	5,32,839
Total Buttons . . . "	—	—	—	—	—	11,61,646	8,97,064	9,09,129	8,29,148	5,36,471

* Separately recorded from 1927-28.

No. 13—continued
JAPAN—continued

IMPORTS THEREFROM—continued

ARTICLES	QUANTITY					VALUE				
	1926-27	1927-28	1928-29	1929-30	1930-31	1926-27	1927-28	1928-29	1929-30	1930-31
						B	B	B.	B	B
CHEMICALS AND CHEMICAL PREPARATIONS (excluding CHEMICAL MANURES AND MEDICINES)—										
Carbide of Calcium . Cwts.	2,432	35,284
Disinfectants . . . "	46	36	31	230	261	4,525	3,501	2,533	23,770	30,457
Potassium compounds—										
Chlorate "	..	203	155	700	100	..	3,702	3,246	15,420	2,289
Other sorts . . . "	115	103	210	274	193	52,465	20,584	1,24,505	1,40,033	79,423
Total Potassium compounds . "	115	306	365	974	293	52,465	24,376	1,27,751	1,64,452	81,717
SODA COMPOUNDS—										
Soda Sulphide . . . "	12,753	6,600	624	5,221	8,571	77,757	42,303 61	8,836	37,039	65,116
Other sorts . . . "	201	2	500	..	278	1,640	..	5,570	32	3,481
Total Soda compounds . "	12,954	6,602	1,124	5,221	8,849	79,397	42,264	9,406	37,071	68,597
SULPHUR (BRIMSTONE) . "	2,166	7,750	1,662	1,941	1,732	24,352	62,223	24,156	30,596	24,433
OTHER SORTS OF CHEMICALS . Value	—	—	—	—	—	1,78,391	2,00,720	1,06,792	2,89,900	1,96,069
Total Chemicals and chemical preparations (excluding chemical manures and medicines)	—	—	—	—	—	3,34,605	3,29,588	3,58,105	5,22,019	4,36,907
CHINESE AND JAPANESE WARE (including LAQUERED WARE, BUT excluding BATHENWARE AND PORCELAIN) . "										
—	—	—	—	—	—	21,447	20,252	22,845	28,486	47,509
CLOCKS AND WATCHES AND PARTS THEREOF—										
Clocks and timepieces No.	13,342	27,127	28,647	43,592	41,079	1,12,612	1,99,308	1,92,360	2,95,393	2,61,865
Watches . . . "	1	5	250	177	1	15	50	1,458	694	80
Parts of clocks and watches . . . Value	—	—	—	—	—	29,071	28,343	38,521	30,456	33,189
Total Clocks and Watches . "	—	—	—	—	—	1,41,698	2,27,701	2,32,339	3,26,543	2,95,134
COAL AND COKE—										
Coal Tons	695	5,639	770	1,151	980	15,372	1,66,010	13,320	20,205	15,000
OUTLERY . Value	—	—	—	—	—	10,440	7,642	21,375	44,191	11,454
DRUGS AND MEDICINES (excluding Chemicals and Narcotics)—										
Camphor Lbs.	371,193	357,887	972,885	1,001,596	495,073	13,13,629	17,17,493	13,35,282	19,16,438	9,32,943
Proprietary and patent medicines . Value	—	—	—	—	—	40,691	24,375	13,094	31,702	14,974
Other sorts of drugs and medicines . . . "	—	—	—	—	—	7,01,023	5,07,802	5,56,377	7,44,621	6,56,298
Total Drugs and Medicines, etc. . "	—	—	—	—	—	25,55,343	22,49,670	24,25,853	26,92,761	16,04,215

No. 13—continued
JAPAN—continued
IMPORTS THEREFROM—continued

ARTICLES	QUANTITY					VALUE				
	1926-27	1927-28	1928-29	1929-30	1930-31	1926-27	1927-28	1928-29	1929-30	1930-31
DYEING AND TANNING SUBSTANCES—						R	R	R	R	R
Dyes obtained from coal tar—										
Aniline Lbs.	13,638	16,196	15,453	13,923	20,061	28,677	26,383	20,757	22,220	70,649
Saffron "	..	490	36,595
Other sorts . . . Value	—	—	—	—	—	1,502	1,596	4,243	170	203
Total Dyeing and Tanning substances . . . "	—	—	—	—	—	30,179	63,574	25,000	22,390	70,852
EARTHENWARE AND PORCELAIN (excluding PIPES OF EARTHENWARE)—										
Earthenware . . . "	—	—	—	—	—	10,68,724	4,89,788	4,15,346	6,78,423	4,88,000
Porcelain—										
Electrical . . . "	—	—	—	—	—	29,004	32,589	30,801	37,252	35,534
Other kinds . . . "	—	—	—	—	—	22,14,545	27,36,399	20,99,037	24,31,520	16,56,831
Total Earthenware and Porcelain . . . "	—	—	—	—	—	32,12,273	32,58,771	25,45,184	31,47,195	21,81,364
FIREWORKS Lbs.	128,747	44,260	98,760	51,971	89,649	82,967	23,132	33,907	29,401	23,822
FISH (excluding CANNED FISH)—										
Fish, dry, unsalted . Cwts.	1,317	1,600	171	591	1,095	93,038	1,24,256	11,832	47,428	76,001
Other sorts . . . "	215	49	55	16	275	13,179	1,616	2,805	396	9,080
Total Fish . . . "	1,532	1,709	226	607	1,370	1,06,217	1,25,872	14,227	47,824	85,081
FRUITS AND VEGETABLES—										
Fresh fruits and vegetables . Value	—	—	—	—	—	13,256	35,146	19,840	26,677	33,169
Fruits and vegetables; dried, salted, or preserved not being canned or bottled Tons	18	20	8	1	8	17,182	9,210	2,792	3,452	7,056
Total Fruits and Vegetables . Value	—	—	—	—	—	30,438	44,356	22,632	30,129	40,225
FURNITURE AND CABINETWARE—										
Bedsteads . . . "	—	—	—	—	—	10	210	62
Furniture of wood (other than bedsteads) . "	—	—	—	—	—	56,155	1,31,937	35,656	80,564	24,073
Furniture of other materials (other than bedsteads) "	—	—	—	—	—	90,274	79,265	2,94,133	3,57,245	1,60,684
Mouldings "	—	—	—	—	—	9,157	15,068	3,929	9,584	4,823
Total Furniture and Cabinetware . . . "	—	—	—	—	—	1,55,596	2,26,270	3,38,768	3,97,604	1,89,642
GELATINE Cwts.	61	286	318	79	262	4,932	12,479	17,054	5,594	15,873
GLASS AND GLASSWARE—										
Bangles Value	—	—	—	—	—	20,63,742	25,64,227	22,47,932	24,94,896	19,83,615
Beads and false pearls Cwts.	12,631	11,212	14,103	14,014	8,745	9,69,460	7,76,968	10,25,619	9,33,029	5,04,023
Bottles and phials—										
Soda water bottles Gross	1,122	238	1,263	1,395	2,016	18,299	7,687	14,101	31,351	62,477
Others "	344,746	322,077	372,119	483,290	442,652	11,61,960	10,81,117	11,68,890	13,41,225	11,89,092
Funnels, globes, and glass parts of lamps . Value	—	—	—	—	—	2,27,401	2,41,976	2,75,803	2,35,766	1,35,199
Scientific glassware . . . "	—	—	—	—	—	56,905	24,297	10,759	12,354	12,136
Sheet and Plate . . Sq. ft.	11,000	164,000	1,409,300	3,064,120	1,980,350	1,342	9,709	73,438	1,66,881	1,12,114
Tableware (including decanters, tumblers, etc.) Value	—	—	—	—	—	5,05,411	5,30,354	6,81,123	9,03,701	5,74,360
Other glassware . . . "	—	—	—	—	—	16,36,347	16,40,141	14,54,331	12,98,773	9,56,372
Total Glass and Glassware . . . "	—	—	—	—	—	66,40,927	68,76,471	69,58,046	74,18,006	64,71,688

No. 13—continued
JAPAN—continued

IMPORTS THEREFROM—continued

ARTICLES	QUANTITY					VALUE				
	1926-27	1927-28	1928-29	1929-30	1930-31	1926-27	1927-28	1928-29	1929-30	1930-31
GLUECwts.	1,950	2,753	3,485	4,145	3,333	93,869	1,23,406	1,74,842	2,36,665	2,08,325
GRAIN, PULSE, AND FLOUR—										
PulseTons	4	49	85	2	51	818	9,008	6,002	751	19,442
Rice not in the husk"	64	27,471	5,112	67	2,433	23,468	39,35,498	7,86,154	23,038	2,22,781
Other sorts"	—	4	1	3	1	231	1,310	373	1,082	483
Total"	68	27,524	5,148	72	2,485	24,517	39,45,817	7,92,529	24,871	2,48,706
GRAPHITE CRUETIBLESCwts.	84	—	47	16	—	3,637	—	2,030	497	—
Gums and Resins"	192	61	299	175	117	4,249	782	11,332	13,704	1,567
HARDWARE <i>excluding</i> CUTLERY AND ELECTROPLATED WARE—										
Builders' hardwareValue	—	—	—	—	—	3,655	7,390	10,130	12,086	8,307
Domestic hardware"	—	—	—	—	—	17,120	14,012	29,093	93,531	67,054
Enamelled ironware"	—	—	—	—	—	19,25,044	17,67,087	21,45,754	17,45,227	18,14,359
Gas mantles implements and tools, <i>other than</i> agricultural implements and machine tools"	—	—	—	—	—	2,336	6,781	4,355	7,300	10,005
Lamps, metalNo.	2,514	3,004	801	1,710	1,182	75,906	1,801	2,879	5,962	7,009
Parts of lamps, <i>other</i> <i>than</i> glassValue	—	—	—	—	—	1,584	6,432	781	2,105	947
Other sorts"	—	—	—	—	—	41,413	46,176	61,280	41,627	25,682
Total Hardware, etc."	—	—	—	—	—	8,22,387	8,90,546	6,06,917	6,97,126	6,57,146
INSTRUMENTS, APPARATUS, AND APPLIANCES, AND PARTS THEREOF—										
Electrical <i>including</i> telegraph and tele- phone apparatus <i>not</i> <i>being</i> machinery—										
Electric fans and parts thereof"	—	—	—	—	—	4,135	8,561	3,856	15,905	6,213
Electric wires and cables—										
Rubber insulated"	—	—	—	—	—	4,208	754	8,528	13,272	27,221
Insulations <i>other than</i> rubber"	—	—	—	—	—	529	2,203	4,278	7,185	6,418
Telegraph and Telephone wires and cables"	—	—	—	—	—	17	—	—	—	—
Bare copper wire*Cwts.	—	—	—	—	3,252	—	18,791	48,008	2,90,842	1,60,533
Total Electric wires and CablesValue	—	—	—	—	—	4,754	21,748	60,814	3,31,307	2,03,172
Electric lamps and parts thereof—										
Electric glow lamps (a)No.	335,380	910,413	4,169,555	—	—	34,566	1,14,174	2,56,755	—	—
Flash lights <i>including</i> Torch lights, pocket lamps, etc."	—	—	—	21,863	20,431	—	—	—	11,040	4,601
Automobile lighting lamps"	—	—	—	496,722	419,840	—	—	—	48,358	35,925
Standard lighting lamps"	—	—	—	797,109	701,939	—	—	—	150,465	1,27,536
Electric lamps, <i>other</i> sorts"	40,116	108,853	733,614	7,248	15,171	9,008	12,853	40,331	1,472	1,353
Parts and accessories of electric lampsValue	—	—	—	—	—	25,123	36,681	15,235	2,84,892	2,05,400
Electric lighting accessories and fittings (<i>including</i> Switches)"	—	—	—	—	—	26,546	25,826	31,547	36,349	32,479
Electrical goods and apparatus <i>not</i> enu- merated"	—	—	—	—	—	1,09,469	1,13,330	1,52,226	92,938	91,063
Total Instruments, Electrical, etc."	—	—	—	—	—	2,13,696	3,33,173	5,60,814	9,58,709	7,07,753
Musical"	—	—	—	—	—	21,361	18,753	16,512	22,273	10,505
Optical"	—	—	—	—	—	1,14,603	89,057	1,07,308	1,49,519	1,89,503
Photographic"	—	—	—	—	—	7,701	8,243	10,323	37,305	14,947
Surgical"	—	—	—	—	—	25,132	77,005	33,221	27,786	32,926
Other kinds"	—	—	—	—	—	8,740	5,826	6,637	10,327	8,968
Total Instruments, Appa- tus and Appliances, and parts thereof"	—	—	—	—	—	3,01,233	5,32,057	7,40,315	12,06,979	9,04,607

(a) Separately shown under the heads immediately following from 1929-30,
* Quantity recorded in number from 1930-31.

No. 13—continued
 JAPAN—continued
 IMPORTS THEREFROM—continued

ARTICLES	QUANTITY					VALUE				
	1926-27	1927-28	1928-29	1929-30	1930-31	1926-27	1927-28	1928-29	1929-30	1930-31
IVORY—										
Unmanufactured . . . Lbs.	274	65	B 2,120	B 520	B ..	B ..	B ..
Manufactured . . . Value	—	—	—	—	—	8,355	5,917	12,205	7,663	5,519
Total Ivory . . . "	—	—	—	—	—	10,475	6,437	12,205	7,663	5,519
JEWELLERY (excluding IMITATION JEWELLERY AND PRECIOUS STONES AND PEARLS UNSET) ALSO PLATE OF GOLD AND SILVER—										
Jewellery . . . Value	—	—	—	—	—	18,907	5,486	1,789	4,457	2,902
Plate of gold and silver "	—	—	—	—	—	1,955	1,781	3,415	4,107	11,881
Total Jewellery (ex- cluding imitation jewellery, etc.) . . "	—	—	—	—	—	20,862	7,267	5,204	8,564	14,783
LEATHER—										
Manufactures (excluding boots and shoes and belt- ing for machinery)—										
Bags and trunks . . . Cwts.	21	52	17	39	23	9,484	20,355	12,545	13,630	9,200
Other kinds of leather Value	—	—	—	—	—	24,250	22,645	10,288	17,458	23,285
Total Leather . . . "	—	—	—	—	—	33,734	43,000	22,833	31,088	32,485
LIQUORS, including DENATURED AND PERFUMED SPIRITS—										
Ale, beer, and porter . Gals.	150,242	189,043	230,727	288,218	279,387	2,71,905	3,38,377	3,83,008	4,58,036	4,60,127
Other sorts . . . "	667	580	684	538	572	6,999	4,119	7,559	5,708	5,531
Total Liquors . . . "	150,909	190,523	231,411	288,751	279,959	2,78,904	3,42,496	3,91,467	4,63,744	4,65,658
MACHINERY AND MILLWORK—										
Prime movers (other than electrical) . Value	—	—	—	—	—	—	6,170	13,875	31,550	21,485
Electrical Machinery "	—	—	—	—	—	74,327	27,941	94,304	1,41,305	2,444
Sewing and knitting machines . . . No.	346	17	7	23	33	39,083	5,169	1,982	5,545	16,881
Textile machinery—										
Cotton—										
Spinning Machinery Value	—	—	—	—	—	7,743	37,197	80,374	66,722	22,022
Weaving machinery "	—	—	—	—	—	8,566	12,608	47,658	1,10,101	1,01,840
Other sorts of machi- nery . . . "	—	—	—	—	—	1,72,274	1,50,054	2,13,617	2,74,502	3,20,195
Total Machinery and Millwork . . . "	—	—	—	—	—	3,01,993	2,39,139	4,52,310	6,29,785	4,84,007
MANURES Tons	..	10	9	189	4,123	..	865	1,100	23,027	2,04,057

No. 13—continued
 JAPAN—continued
 IMPORTS THEREFROM—continued

ARTICLES	QUANTITY					VALUE				
	1926-27	1927-28	1928-29	1929-30	1930-31	1926-27	1927-28	1928-29	1929-30	1930-31
MATCHES—						R	R	R	R	R
Safety . . . Gross of boxes	953,902	820,700	73,964	51,583	5,764	10,55,523	3,46,976	80,887	49,872	5,379
Other sorts . . . "	2,234	35	13,750	2,350	76	10,698
Total Matches .. "	956,236	820,700	73,964	51,618	19,514	10,57,873	3,46,976	80,887	49,948	15,977
MATCH-MAKING MATERIALS Lbs.	158,389	389,794	314,494	74,650	1	73,651	59,343	50,227	13,020	1
MATS AND MATTING, except COIR AND RUBBER . Sq. Yds.	539,385	463,345	800,175	897,520	1,264,745	2,10,332	1,55,510	1,98,837	2,28,349	2,33,509
METALS AND ORES—										
Aluminium—										
Wrought Cwts.	81	70	707	6,827	9,122	16,925	9,986	68,041	5,14,911	6,57,210
Brass, Bronze and similar alloys and manufactures thereof—										
Wrought—										
Mixed or yellow metal for sheathing . . "	52,029	54,395	62,929	47,893	45,772	25,91,343	26,98,214	31,00,064	25,88,430	20,76,064
Rods "	..	1,591	1,762	4,327	2,508	..	61,783	67,685	1,83,685	85,905
Sheets "	127	270	60	198	97	7,609	14,056	3,416	9,403	4,100
Wire "	1,003	513	935	3,564	1,924	55,346	29,511	53,313	1,99,365	1,00,631
Other sorts "	12,048	4,321	6,341	5,212	3,798	6,80,991	2,52,327	325,857	3,01,291	2,01,891
Total Brass, etc. .. "	65,106	61,595	72,037	61,192	54,099	33,55,739	30,56,491	35,50,335	32,87,174	24,69,631
Copper "	59	64	32	6,708	961	5,319	4,300	3,242	4,11,474	52,325
Iron or Steel—										
Beams, Channels, pillars, girders and bridgework . . Tons	..	594	1,23,923
Old, for remanufacture .. "	..	1	4	..	662	..	30	127	60	19,223
Sheets and plates . . "	13	377	523	756	3,147	3,345	1,23,491	1,62,655	2,29,321	3,25,115
Tubes, pipes and fittings—Wrought . . "	39	211	301	..	56	23,785	1,33,598	1,57,013
Other manufactures . . "	15	..	20	27	33	3,914	2,520	5,362	9,955	12,737
Total Iron or Steel . . "	28	973	589	994	2,143	7,759	2,50,020	1,91,929	3,72,934	5,14,088
Tin—										
Unwrought (blocks, etc.) Cwts.	137	..	66	100	34	35,435	..	9,325	12,182	3,375
Zinc or spelter—										
Unwrought "	499	200	1,000	12,478	3,216	12,704
Wrought "	6,379	423	609	1,052	241	1,30,209	16,620	18,058	36,446	9,471
Other sorts "	1	..	5	7	..
Total Zinc or spelter . . "	7,378	423	609	1,253	1,241	1,92,692	16,620	18,058	39,669	22,175
Other metals "	965	761	654	930	513	63,312	28,203	22,394	24,687	10,657
Total Metals (excluding ores) . Tons	3,764	4,124	4,293	4,322	5,443	36,57,731	33,66,125	38,63,624	46,63,031	37,29,061
OILS—										
Animal—										
Fish oil Gals.	14,033	132,205	161,369	224,181	103,966	16,933	1,49,573	1,78,600	2,74,504	1,26,995
Essential "	12,909	16,320	17,317	10,606	9,025	1,44,270	1,03,340	1,05,232	1,26,117	69,295
Mineral "	13	16	663	102,393	30,335	243	74	1,769	19,234	77,433
Other sorts "	6,239	..	111	9,391	1,107	17,201	..	346	16,106	2,262
Total Oils "	34,230	148,541	179,662	347,071	150,483	1,73,792	2,52,987	2,86,387	4,36,011	2,75,985

No. 13—continued
JAPAN—continued
IMPORTS THEREFROM—continued

ARTICLES	QUANTITY					VALUE				
	1926-27	1927-28	1928-29	1929-30	1930-31	1926-27	1927-28	1928-29	1929-30	1930-31
PAIN-PAINTERS' MATERIALS—										
Paints and Colours—										
Enamels, prepared (a) Cwts.	..	34	207	361	—	115	1,856	9,529	18,412	—
Red lead—										
Genuine, dry . . . "	12,004	11,344	10,596	12,405	13,606	3,66,953	3,09,382	2,25,100	2,76,537	2,45,004
Reduced dry . . . "	62	..	12	1,406	..	204
White lead—										
Genuine dry . . . "	565	45	115	11,402	1,290	2,825
Zinc, white—										
Genuine, dry . . . "	72	18	265	180	378	2,613	613	7,542	3,642	8,135
.. moist . . . "	70	60	128	235	5,843	2,642	2,327	3,783	6,487	1,24,201
Others "	45	45	192	566	485	2,583
Total Zinc, White . . . "	142	78	438	410	6,413	5,255	2,940	11,391	10,614	1,35,009
Other sorts "	248	991	2,588	916	1,847	9,218	25,442	23,251	26,132	25,221
Total Paints and Colours . . . "	12,394	12,447	14,456	14,137	21,998	3,80,541	3,40,120	2,32,579	3,33,035	4,05,268
Painters' Materials—										
Varnish—										
Enamels (b) "	—	—	—	—	415	—	—	—	—	19,107
Other kinds of Painters' Materials . . . Value	—	—	—	—	—	1,230	162	7,367	2,133	2,695
Total	—	—	—	—	—	1,230	162	7,367	2,133	21,802
Total Paints and Painters' materials . . . "	—	—	—	—	—	3,81,771	3,40,282	2,39,946	3,35,218	4,30,065
PAPER AND PASTEBOARD—										
WRITING PAPER—										
Writing paper Cwts.	2,937	1,974	1,624	1,630	750	72,520	53,733	39,703	40,858	19,595
Writing paper and envelopes "	101	46	10	270	647	11,293	5,098	1,936	7,134	14,309
Other kinds of paper "	862	500	1,163	1,341	368	33,724	27,351	42,365	43,323	23,061
Paper manufactures "	1,608	1,740	3,014	2,240	1,397	1,61,411	1,71,023	1,99,992	2,08,142	1,71,055
Pasteboard, Millboard and cardboard of all kinds—										
Straw boards "	34,230	35,830	30,278	129,363	155,440	1,93,405	4,76,806	4,47,563	7,39,074	3,71,209
Other kinds "	279	139	351	333	700	1,370	2,612	18,499	12,337	3,237
Total Pasteboard, Millboard and Cardboard of all kinds "	34,509	36,028	30,629	129,761	156,140	1,94,775	4,79,418	4,66,062	7,41,911	3,74,446
Other Paper and Pasteboard "	40,017	90,233	36,475	135,732	159,302	4,79,223	7,37,173	7,50,063	10,41,417	11,03,053
Other making materials—										
Wool of wood "	1,513	12,036
Wax Tons	10	20	4,930	11,440	198
UMBERY (not being refined spirits) . . . Value	—	—	—	—	—	10,513	22,935	6,991	2,466	4,140
TAR AND PITCH—										
Raw tar and pitch . . . Cwts.	17,155	55,162	26,753	5,356	21,323	63,723	3,10,130	1,00,377	22,053	31,191
PRINTING AND LITHOGRAPHIC MACHINERY AND MATERIALS (excluding Presses) . . . Value	—	—	—	—	—	5,795	1,033	13,402	19,150	5,174
POSTCARDS, ENGRAVINGS AND PHOTOGRAPHS—										
Photographs and picture postcards "	—	—	—	—	—	15,929	335	453	192	301
PROVISIONS AND OILMAN'S STORES (including fish and fruits and vegetables, canned or bottled)—										
Biscuits and cakes . . . Cwts.	61	33	14	8	2	6,120	2,432	357	577	165
Canned and bottled provisions—										
Tinned or canned fish . . . "	1,320	1,433	34	1,172	101	62,325	60,099	4,553	33,945	9,532
Other kinds "	631	357	391	364	339	46,334	23,631	21,319	31,503	27,309
Confectionery "	1,730	1,374	1,342	1,671	337	1,24,645	99,492	31,357	93,123	43,543
Farinaceous and patent foods "	1,747	1,535	7,696	1	23	21,715	14,001	72,419	29	234
Isinglass "	616	949	135	573	401	1,33,764	2,03,792	30,336	1,32,375	92,242
Other sorts of provisions . . . Value	—	—	—	—	—	42,404	50,630	33,957	35,930	29,993
Total Provisions and Oilman's stores "	—	—	—	—	—	4,42,307	4,64,177	2,50,296	3,37,437	2,03,573

(a) Shown under "Varnish" from 1930-31.
(b) Prior to 1930-31 recorded under "Paints and Colours."

IMPORTS THEREFROM—continued

ARTICLES	QUANTITY					VALUE				
	1926-27	1927-28	1928-29	1929-30	1930-31	1926-27	1927-28	1928-29	1929-30	1930-31
RUBBER MANUFACTURES . Value	—	—	—	—	—	1,10,956	85,826	1,12,483	81,418	2,10,251
SEEDS Tons	4	3	3	58	42	2,109	2,087	1,091	18,420	9,02
SMOKER'S REQUISITES (excluding TOBACCO) . Value	—	—	—	—	—	37,861	41,625	52,266	67,501	15,83
SOAP Cwts.	155	85	591	831	1,065	10,325	5,571	22,097	23,886	28,756
SPICES—										
Betelnuts Cwts.	308	98	10,975	1,400
Cassia "	2,142	599	338	..	1	44,915	11,683	5,556	..	10
Ginger "	1,456	1,379	5,869	4,144	1,954	58,629	44,974	1,87,250	1,44,736	61,207
Other sorts "	357	1,121	280	839	388	12,563	33,406	8,889	26,009	10,066
Total Spices "	4,953	3,182	6,482	4,988	2,343	1,36,082	91,463	2,01,695	1,70,747	71,283
STARCH AND FARINA										
Starch "	287	2,532	5,135	9	50	3,178	22,356	37,722	163	701
Sago Flour (s) "	—	—	—	4,939	508	—	—	—	20,110	3,216
Total of Starch and Farina "	287	2,532	5,135	4,948	558	3,178	22,356	37,722	26,269	3,917
STATIONERY (excluding PAPER) —										
Pencils (excluding slate pencils) Dozens	981,839	1,704,313	2,132,699	1,199,685	879,400	1,06,909	1,60,389	1,97,515	1,10,799	1,69,122
Other sorts Value	—	—	—	—	—	3,36,367	4,27,964	4,73,926	5,55,183	4,04,474
Total Stationery "	—	—	—	—	—	4,43,276	5,88,353	6,71,441	6,65,982	4,73,596
SUGAR—										
Sugar, 16 Dutch Standard and above Tons	31	127	266	532	—	7,644	25,391	53,506	1,06,927	—
Other kinds "	1	366
Total Sugar "	31	127	266	532	1	7,644	25,391	53,506	1,06,927	366

(s) Separately recorded from 1929-30.

No. 13—continued

JAPAN—continued

IMPORTS THEREFROM—continued

ARTICLES	QUANTITY					VALUE				
	1926-27	1927-28	1928-29	1929-30	1930-31	1926-27	1927-28	1928-29	1929-30	1930-31
						₪	₪	₪	₪	₪
TEA—										
Black Lbs.	3,746	5,225	45,727	119,568	2,061	2,004	2,649	21,170	55,451	4,664
Green "	6,865	30,854	20,999	26,474	945	6,868	15,024	16,294	9,522	955
Total Tea "	10,611	36,079	66,726	146,042	10,006	8,872	17,673	37,464	64,973	5,619
TEA-CHESTS, ENTIRE OR IN SECTIONS—										
Of wood Value	—	—	—	—	—	29,719	27,000	67,596	63,978	76,484
FIBRES—										
Cotton—										
Raw Tons	32	395	—	51	481	55,641	4,11,898	751	60,061	5,27,618
Twist and yarn Lbs.	26,619,038	16,074,830	7,631,645	10,870,160	6,894,008	3,20,21,141	2,23,59,643	1,23,71,692	1,63,77,985	83,50,336
Manufactures—										
Blankets "	580,321	643,216	497,381	445,751	595,333	7,71,058	8,23,963	6,59,781	5,19,241	5,09,969
Canvas Yards	25,211	61,530	176,368	255,686	328,514	27,077	52,093	1,09,709	1,29,723	1,01,729
Handkerchiefs and shawls in the piece No.	540,141	680,434	1,144,430	1,235,096	733,632	26,683	40,487	37,990	78,652	35,090
Hosiery—										
Stockings and socks Dozen Pairs	383,589	381,240	524,990	412,106	307,040	6,71,294	8,39,236	9,92,213	8,42,639	5,96,041
Underwear "	2,469,079	2,323,802	2,858,642	2,837,984	2,140,017	1,07,39,617	1,01,41,332	1,11,57,038	1,12,33,567	70,06,440
Othersorts Value	—	—	—	—	—	3,55,405	3,73,243	3,70,057	2,58,761	48,856
Total "	—	—	—	—	—	1,17,06,316	1,13,53,366	1,25,19,313	1,23,34,067	76,51,337
Lace and patent net Yds.	36	19,318	90,400	205,166	112,145	28	5,973	23,624	50,440	23,833
Piece goods—										
Grey (unbleached)—										
Plain Grey Yards	126,220,304	180,046,037	207,105,302	336,112,662	164,877,530	3,53,60,150	4,67,65,413	5,21,71,007	7,63,08,313	3,17,33,748
Bordered Grey "	22,645,113	33,827,474	34,640,468	57,533,627	53,441,570	69,32,574	78,80,521	80,27,909	1,23,17,129	80,95,417
White (bleached) "	2,381,723	5,598,521	5,461,307	13,880,453	23,105,352	8,98,038	14,95,736	15,35,937	33,24,777	50,96,769
Coloured, printed, or dyed—										
Printed goods "	8,073,408	21,858,249	36,023,903	52,549,109	29,372,002	27,17,700	63,30,995	89,21,405	1,20,59,142	56,40,844
Dyed goods "	26,099,445	29,857,067	23,303,133	27,610,396	23,452,694	63,21,769	77,29,005	60,99,533	64,14,401	45,31,291
Woven coloured goods "	51,043,947	50,952,535	50,466,235	74,109,626	21,004,395	1,30,18,703	1,22,18,073	1,21,07,132	1,60,03,932	41,93,513
Fents of all descrip- tions "	18,249	13,575	337,179	119,252	21,943	6,232	4,135	60,003	27,361	3,249
Total Piece goods "	243,587,109	323,053,453	357,343,077	561,965,625	320,775,991	6,57,55,166	8,24,74,733	8,39,28,931	12,69,56,110	5,92,99,336
Rope Lbs.	11,039	17,212	1,462	11,373	3,501	18,413	23,265	1,922	14,774	7,651
Thread, sewing "	37,550	9,477	4,271	4,760	3,941	38,745	12,906	14,073	5,375	5,243
Other sorts of manu- factures Value	—	—	—	—	—	11,91,016	9,36,815	7,30,931	3,39,099	5,94,353
Total Cotton manufac- tures (including Twist and Yarn) "	—	—	—	—	—	11,16,16,251	11,30,38,794	11,56,13,621	15,73,57,266	7,65,35,962
Flax manufactures "	—	—	—	—	—	26,311	18,205	17,693	12,431	25,157
Haberdashery and Mill- inery—										
Lace and embroidery "	—	—	—	—	—	2,07,921	1,60,742	1,34,270	45,933	32,279
Towels not in the piece No.	1,932,872	3,477,133	2,753,531	4,634,391	2,979,591	6,02,972	12,02,463	3,92,334	13,46,753	3,44,026
Other sorts Value	—	—	—	—	—	6,07,356	7,43,619	3,33,333	5,356	4,69,356
Hemp, Raw Cwts.	74	1,641	1,605	27,691
Manufactures (excluding cordage) Value	—	—	—	—	—	10,723	1,11,355	3,757	3,393	1,005
Jute manufactures—										
Gunny bags No.	—	100	—	165,123	1,076,609	—	25	—	18,024	1,31,165
Gunny Cloth Yards	5,143,423	..	1,775,191	..	252,000	4,20,313	..	30,320	..	18,600
Other sorts Value	—	—	—	—	—	9,530	27	11,997	3,324	6,332
Total of Jute manufactures "	—	—	—	—	—	4,30,393	52	43,317	21,348	1,55,527

ARTICLES	QUANTITY					VALUE				
	1926-27	1927-28	1928-29	1929-30	1930-31	1926-27	1927-28	1928-29	1929-30	1930-31
						R	R	R	R	R
TEXTILES—continued										
Silk—										
Raw Lbs.	19,850	62,064	126,171	87,618	17,009	1,23,259	8,24,205	7,12,687	1,59,623	64,71
Waste	11,180	8,600	10,067	18,868	1,025	23,40
Silk yarn, nolls, and warps	162,021	226,469	325,188	474,925	237,825	7,40,648	9,94,522	11,86,554	13,87,921	9,24,91
Manufactures—										
Goods of silk mixed with other materials Yards	867,351	1,054,788	1,245,994	2,019,808	3,973,848	11,01,079	13,47,068	16,03,201	19,48,842	18,60,01
Piece goods	9,487,324	11,382,938	12,636,791	13,391,993	7,834,662	1,17,94,673	1,32,62,416	1,38,58,530	1,26,16,912	60,00,40
Thread for sewing . Lbs.	4,653	3,328	20	548	6,114	95,536	55,425	90	9,118	64,62
Other sorts	5,399	8,345	5,019	6,090	4,941	53,444	1,01,198	75,186	59,152	51,18
Total Silk manufactures (including Silk yarn, etc.) . Value	—	—	—	—	—	1,37,85,380	1,57,00,029	1,67,23,567	1,60,23,045	89,01,18
Wool—										
Yarn and knitting wool Lbs.	1,684	3,668	7,724	5,815
Manufactures—										
Blankets	24	12,907	5	10	234	70	17,519	5	18	50
Carpets and rugs	2,160	26,357	634	557	8	3,343	77,005	1,011	899	11
Hosiery	4,074	4,015	5,727	8,151	12,620	24,294	18,217	21,079	28,306	23,14
Piece goods Yards	1,230,361	1,414,022	325,588	711,535	567,975	9,97,775	10,82,276	2,51,755	4,79,714	2,92,101
Shawls No.	30,310	240	10,980	120	..	28,752	274	13,350	182	..
Other sorts Value	—	—	—	—	—	83,551	136	820	4,920	3,238
Total Woollen manufactures (including yarn and knitting wool)	—	—	—	—	—	11,00,509	12,01,242	2,88,020	5,14,039	3,19,083
Artificial silk—										
Artificial silk yarn . Lbs.	70	..	200	180	19,420	312	..	418	442	19,618
Piece goods made entirely of artificial silk (a) yards	—	—	—	—	22,558,735	—	—	—	—	80,23,913
Piece goods made of cotton and artificial silk (a)	—	—	—	—	854,269	—	—	—	—	2,69,945
Piece goods of cotton and artificial silk	39,753	1,184,010	3,778,765	25,028,036	38,207,243	30,826	10,26,123	30,53,110	1,40,00,665	1,50,35,850
Other sorts Value	—	—	—	—	—	2,81,049	3,19,738	3,32,114	5,46,415	3,55,449
Other Textiles, manufactures Lbs.	426	5,177	668	500	794	1,436	19,355	6,228	102	11,198
TOBACCO	—	—	—	—	—	—	—	1,541	200	3,258
TOILET REQUISITES (NOT SPECIFIED ELSEWHERE) Value	—	—	—	—	—	1,05,977	4,02,346	4,40,510	5,94,116	3,32,552
TOYS AND REQUISITES FOR GAMES AND SPORTS (including FISHING TACKLE—										
Toys	—	—	—	—	—	10,95,229	13,32,339	16,21,226	18,64,534	12,78,929
Requisites for games, etc.—										
Playing cards	—	—	—	—	—	8,814	6,039	1,918	5,882	20,025
Other sorts	—	—	—	—	—	14,412	15,908	24,424	13,908	11,270
Total Toys	—	—	—	—	—	11,13,455	13,54,884	16,47,568	18,84,319	13,10,224
UMBRELLAS AND UMBRELLA FITTINGS—										
Umbrellas, complete (including parasols and sunshades) No.	7,447	66,801	8,747	14,079	4,828	10,785	33,150	17,521	22,919	9,719
Umbrella fittings Value	—	—	—	—	—	14,27,468	15,88,935	10,97,915	10,14,504	8,59,152
Total Umbrellas and Umbrella fittings	—	—	—	—	—	14,38,293	16,27,085	11,15,436	10,37,423	8,68,871
VEHICLES, excluding LOCOMOTIVES, ETC., FOR RAILWAYS—										
Carriages and carts not mechanically propelled and parts thereof (excluding railway carriages, trucks, etc.)—										
Carriages and carts not mechanically propelled (excluding railway carriages, trucks, etc.) No.	3,183	2,155	3,118	2,017	2,344	4,99,976	3,27,819	4,83,495	2,70,566	12,07,029
Parts of carriages and carts (excluding rubber tyres) Value	—	—	—	—	—	33,611	57,190	44,340	31,535	32,366
Perambulators and children's go-carts and parts thereof	—	—	—	—	—	222	187	377	182	263
Total Carriages, etc.	—	—	—	—	—	5,33,809	3,85,196	4,78,212	3,11,238	3,29,658
Cycles (other than motor cycles) and parts thereof and accessories	—	—	—	—	—	87,578	94,821	2,74,666	6,28,867	11,03,782
Mechanically propelled Vehicles (excluding Railway Locomotives and tractors)	—	—	—	—	—	1,59,200	1,04,019	1,17,855	30,381	69,881
Ships, parts of	—	—	—	—	—	2,371	5,500	..	5,800	..
Total Vehicles, etc.	—	—	—	—	—	7,63,048	5,89,536	8,70,383	9,76,261	15,23,321

(a) Separately recorded from September 1930.

No. 13—continued

JAPAN—continued

IMPORTS THEREFROM—concluded

ARTICLES	QUANTITY					VALUE				
	1926-27	1927-28	1928-29	1929-30	1930-31	1926-27	1927-28	1928-29	1929-30	1930-31
WAX OF ALL KINDS, other than PARAFFIN WAX (excluding CANDLES) . Cwts.	1,461	1,908	1,604	1,462	1,691	76,373	1,02,218	84,318	76,090	75,174
WOOD AND TIMBER—										
Deal and pine wood Cub. Tons	104	138	132	202	128	12,461	14,548	9,001	18,981	11,719
Teak wood "	350	57,054
Other kinds of wood and timber Value	—	—	—	—	—	18,81,856	11,26,915	7,41,988	20,50,645	23,04,427
Manufactures of Wood other than furniture and cabinetwork "	—	—	—	—	—	4,03,615	3,75,334	7,53,655	9,07,032	6,33,811
Total Wood and Timber "	—	—	—	—	—	22,97,932	15,16,792	15,61,693	30,40,658	30,39,957
POSTAL ARTICLES NOT SPECIFIED "	—	—	—	—	—	7,44,400	9,64,692	7,21,877	6,63,250	4,84,268
ALL OTHER ARTICLES OF MERCHANDISE "	—	—	—	—	—	7,81,184	10,31,703	14,68,684	17,01,914	4,43,616
GRAND TOTAL "	—	—	—	—	—	16,47,24,110	17,90,19,207	17,67,67,462	23,56,55,259	14,51,19,978

EXPORTS THERETO

INDIAN MERCHANDISE

ARTICLES	QUANTITY					VALUE				
	1926-27	1927-28	1928-29	1929-30	1930-31	1926-27	1927-28	1928-29	1929-30	1930-31
ANIMALS, LIVING No.	4,172	3,911	10,469	4,750	..	7,960	9,621	29,010	525	..
APPAREL (including DRESS, UNIFORMS, ACCOUTREMENTS, BUT excluding HOSIERY AND BOOTS AND SHOES) Value	—	—	—	—	—	8,417	1,000	1,036	1,158	725
ART WORK OF, other than pictures "	—	—	—	—	—	10	15,263	46
Buildings and Engineering materials "	—	—	—	—	—	..	1,800	2,215	..	7,488
CHEMICALS AND CHEMICAL PREPARATIONS (excluding CHEMICAL MANURES AND MEDICINES) Value	—	—	—	—	—	1,27,386	1,53,625	2,78,542	1,29,342	7,750
COAL AND COKE Tons	..	1,887	30	5,822	18,870	202	45,230	..
COIR, MANUFACTURED (excluding ROPS) "	217	431	521	350	241	65,637	1,35,324	1,54,429	1,05,853	62,194
DRUGS AND MEDICINES (excluding CHEMICALS AND NARCOTICS) Value	—	—	—	—	—	47,796	11,277	25,422	31,252	14,020
DYEING AND TANNING SUBSTANCES—										
Cutch and gambler Cwts.	550	900	862	560	1,172	13,256	15,798	16,513	10,921	20,950
Indigo "	30	61	164	61	23	3,760	12,804	14,198	12,366	5,200
Myrobalans "	20,795	24,731	16,640	25,045	27,660	1,34,369	1,37,937	94,348	1,31,330	1,43,888
Other sorts "	571	2,412	1,478	1,047	798	9,883	27,175	20,479	8,794	9,095
Total Dyeing and Tanning substances "	21,946	28,104	19,044	26,718	29,553	1,61,268	1,93,714	1,46,538	1,63,411	1,79,133
FIBRE FOR BRUSHES AND BROOMS Tons	845	936	1,133	1,342	1,482	3,65,359	4,49,863	5,03,226	5,80,387	6,26,686
FODDER, BEAN AND POLLARDS "	3	152	3	1,000	6,107	455
FRUITS AND VEGETABLES . Value	—	—	—	—	—	90	3,745	5,016	14,138	1,879
GRAIN, PULSE AND FLOUR—										
Pulse Tons	20,866	30,049	26,146	22,098	14,507	18,11,601	26,43,088	32,10,787	26,68,273	10,46,547
Rice not in the husk "	121,032	150,265	7,694	3,709	958	1,79,71,811	2,25,62,250	10,06,662	4,59,242	1,19,421
Other sorts "	8	4	12	2,139	744	1,514	387	395
Total Grain, Pulse and Flour "	141,906	180,318	33,852	25,807	15,465	1,97,85,641	2,62,05,082	42,18,913	31,22,902	11,66,363

INDIAN MERCHANDISE—continued

ARTICLES	QUANTITY					VALUE				
	1926-27	1927-28	1928-29	1929-30	1930-31	1926-27	1927-28	1928-29	1929-30	1930-
						₹	₹	₹	₹	₹
HIDES AND SKINS, RAW—										
Hides, raw—										
Cow hides	Tons 10	14	13	9	7	9,624	14,657	13,214	4,411	4,5
	=No. =2,000	=2,800	=2,064	=1,277	2,194					
Skins, raw	Tons ..	9,697	6,161	100	20	23,060	10,133	200	10	
	=No. ..									
Cuttings of Hides and skins (raw)	Tons 462	332	271	162	..	43,967	31,658	28,863	16,860	..
HORNS, TIPS AND FINES OF HORN	Cwts.	167	601	8,000	11,78
IVORY, UNMANUFACTURED	Lbs. 112	200
KAPOK	Cwts.	80	600	27	1,560	2,187	1,00
LAC—										
Button	52	38	41	2,025	..	8,280	4,718	2,483
Snell	16,621	17,219	25,990	27,523	27,912	19,31,830	25,37,441	33,74,323	32,84,035	17,97,911
Other kinds	29	3	6	4	80	3,000	312	730	540	1,721
Total Lac	16,665	17,222	26,048	27,560	27,983	19,36,905	25,37,753	33,83,323	32,90,224	18,02,118
LEATHERS—										
Skins, tanned or dressed—										
Goat skins	Tons 4	1	15	4	1	22,455	4,800	86,880	17,500	6,050
	=No. =10,350	=4,000	=49,600	=12,400	=4,000					
Sheep skins	Tons 582	532	693	618	504	36,55,119	28,81,268	35,85,452	31,72,685	29,09,152
	=No. =2,206,802	=1,902,725	=2,405,124	=2,234,007	=2,010,940					
Other skins	Tons	3,000
	=No.	=100
Total Skins, tanned or dressed	Tons 586	533	708	617	505	36,77,574	28,86,068	36,75,332	31,90,185	29,15,202
	=No. =2,217,152	=1,903,725	=2,454,824	=2,246,407	=2,014,940					
Unwrought	Cwts. 20	..	4	9	..	4,600	..	671	3,128	..
Liquors—										
Spirits	Gals. ..	832	2,161
MANURES—										
Bones, crushed	Tons 10	..	258	453	100	1,005	..	21,624	30,550	6,250
Bone meal	13,073	6,937	10,178	3,459	3,980	13,41,372	6,42,379	10,03,338	2,76,630	3,37,094
Horumal	1,249	1,559	3,125	2,358	1,535	2,04,500	2,53,333	4,69,075	3,45,089	1,81,493
Sulphate of Ammonia	..	1,000	1,70,000
Other kinds	200	1,735	4,402	50	1	13,369	95,492
Total Manures	14,532	11,231	17,863	6,320	5,625	15,60,746	11,61,704	18,66,406	6,57,769	5,25,087

No. 13—continued

JAPAN—continued

EXPORTS THERE TO—continued

INDIAN MERCHANDISE—continued

ARTICLES	QUANTITY					VALUE				
	1926-27	1927-28	1928-29	1929-30	1930-31	1926-27	1927-28	1928-29	1929-30	1930-31
METALS AND ORES—						R	R	R	R	R
Chromite (Chrome Iron Ore) . . . Tons	94	33	6,624	1,239	2
Ferro manganese . . . "	688	1,81,398
Iron or Steel—										
Pig . . . "	284,529	270,956	358,581	349,512	160,584	1,05,71,787	1,23,54,921	1,68,20,011	1,58,63,071	64,11,426
Old, for re-manufacture . . . "	81,142	47,205	70,810	69,568	50,874	18,97,004	14,89,436	18,91,195	21,87,206	15,41,284
Other sorts . . . "	..	281	407	78	231	..	9,126	8,637	1,555	6,422
Total Iron or Steel . . . "	265,671	318,392	424,298	419,158	211,189	1,19,69,791	1,38,53,488	1,87,19,848	1,80,01,882	70,59,132
Lead—										
Pig . . . Cwts.	117,577	82,099	71,677	104,256	130,968	26,84,255	15,14,968	10,85,045	17,38,238	18,73,740
Manganese ore . . . Tons	20,510	3,282	..	15,290	5,799	5,16,984	59,451	..	3,70,365	1,89,018
Other metals . . . "	4	..	3	460	700	2,411	62	986
Other ores . . . "	639	332	111	287	1,421	12,734	6,662	2,340	6,748	24,638
Total Metals and Ores . . . "	293,476	326,144	427,997	439,948	224,960	1,52,71,141	1,54,86,498	1,98,09,641	2,01,17,245	99,07,514
Mica—										
Mica in blocks . . . Cwts.	389	497	539	576	720	1,40,816	1,69,878	1,83,073	1,85,889	1,64,968
.. .. splittings . . . "	2,544	2,540	5,151	2,598	2,440	1,48,605	1,28,048	1,57,656	1,45,607	61,967
Oils—										
Essential—										
Lemon grass oil . . . Gals.	1,549	2,267	2,414	4,318	736	29,756	33,454	38,046	61,846	9,558
Sandalwood oil . . . "	4,192	4,719	5,849	1,937	2,043	6,07,779	6,73,196	8,02,990	2,82,645	3,02,446
Other sorts . . . "	..	8	28	..	75	937
Total Essential oil . . . "	5,741	6,994	8,263	6,255	2,857	6,37,535	7,11,725	8,41,036	3,44,491	3,12,630
Other kinds . . . "	108	65	42	36,991	88	361	285	141	81,615	392
Total Oils . . . "	5,849	7,059	8,305	43,236	2,945	6,37,916	7,12,010	8,41,177	4,26,106	3,13,022
OILCAKES—										
Coconut cake . . . Tons	950	84,780
Cotton cake . . . "	2,812	920	2,73,272	85,520
Groundnut cake . . . "	3,071	1,544	1,68,988	1,34,968	2
Rape and sesamum cake . . . "	35,536	31,313	36,695	15,665	14,713	30,84,379	28,66,562	34,54,821	14,06,447	10,84,026
Other sorts . . . "	351	582	601	51	50	28,240	48,853	63,412	4,482	2,739
Total Oilcakes . . . "	41,720	34,359	37,296	15,716	14,763	36,39,659	31,35,903	35,18,233	14,10,929	10,86,758
PARAFFIN WAX . . . Tons	..	2,660	1,125	1,700	5,605	..	12,10,284	5,11,875	7,73,500	27,34,818
PROVISIONS AND OILMAN'S STORES—										
Ghl . . . Cwts.	105	113	71	75	64	10,348	10,724	6,838	7,194	5,779
Pickles, chutnies, and condiments . . . "	210	165	208	115	233	4,984	8,287	10,957	4,262	8,978
Other sorts of provisions Value	—	—	—	—	—	5,894	3,309	5,615	2,702	1,940
Total Provisions and Oilman's Stores . . . "	—	—	—	—	—	20,226	22,320	23,405	14,158	16,697

INDIAN MERCHANDISE—continued

ARTICLES	QUANTITY					VALUE				
	1926-27	1927-28	1928-29	1929-30	1930-31	1926-27	1927-28	1928-29	1929-30	1930-31
RUBBER, RAW Lbs.	200,008	188,850	551,004	98,814	79,129	1,09,761
SEEDS—										
Non-essential—										
Castor Tons	510	710	200	40	1	1,08,056	1,51,448	40,500	7,482	200
Linseed "	8,257	7,789	19,683	10,240	2,854	7,05,112	15,80,507	41,32,812	22,60,185	5,93,292
Mustard "	68	1	..	16,397	4	2
Poppy "	29	10,004
Rape "	..	700	100	1,61,136	22,525
Other sorts "	..	1	5	11	10	8	333	3,111	4,127	4,976
Total Seeds	8,796	9,200	20,056	10,291	2,865	8,23,176	18,93,419	42,15,405	22,80,748	6,08,460
TEA, BLACK Lbs.	2,934	1,705	3,788	13,531	16,492	2,594	1,502	3,108	11,239	14,657
TEXTILES—										
Cotton—										
Raw Tons	328,873	220,495	287,508	292,781	301,018	84,39,68,113	21,98,58,853	29,02,62,440	27,29,64,423	20,99,31,199
Hemp—										
Raw Cwts.	47	..	350	..	14	652	..	7,700	..	280
Jute—										
Raw Tons	9,184	11,747	12,033	16,007	6,140	30,94,019	34,75,140	36,72,768	44,16,676	11,67,607
Manufactures—										
Gunny bags No.	24,901,000	18,694,200	8,752,900	15,742,043	5,365,000	1,29,79,375	95,20,394	43,65,304	64,27,638	17,18,982
cloth Yards	1,737,200	739,000	357,000	120,000	135,000	2,58,941	1,49,591	86,830	31,200	19,400
Other kinds Value	—	—	—	—	—	1,64,393	1,24,629	78,348	55,745	16,913
Total Jute manufactures (including twist and yarn)	—	—	—	—	—	1,35,02,709	97,94,614	45,30,032	65,14,583	17,50,275
Wool—										
Raw Lbs.	..	507	10,080	..	672	..	133	9,200	..	300
Manufactures—										
Carpets and rugs "	100	..	6,400	230	..	43,936
TOBACCO—										
Unmanufactured "	848,539	2,715,279	3,297,905	3,176,298	3,340,958	3,72,034	9,94,576	13,38,369	12,54,945	14,04,260
VEHICLES (excluding LOCOMOTIVES, ETC., FOR RAILWAYS)—										
Parts of carriages and carts Value	—	—	—	—	—	12,000
WAX OF ALL KINDS, other than PARAFFIN WAX (excluding CANDLES)										
. . . . Cwts.	9,530	1,500	..	9,231	14,139	2,19,677	34,125	..	1,95,153	3,23,549

No. 13—continued

JAPAN—continued

EXPORTS THERETO—continued

INDIAN MERCHANDISE—concluded

ARTICLES	QUANTITY					VALUE				
	1926-27	1927-28	1928-29	1929-30	1930-31	1926-27	1927-28	1928-29	1929-30	1930-31
WOOD AND TIMBER—						R	R	R	R	R
Timber, other than railway sleepers—										
Teak wood . . . Cubic Tons	97	21	811	178	30	27,755	5,521	2,41,112	53,400	9,000
Sandalwood . . . Tons	19	4	28	9	..	29,740	7,140	49,697	18,010	..
RESTAL ARTICLES . . . Value	—	—	—	—	—	83,581	72,875	50,777	71,923	45,891
ALL OTHER ARTICLES OF MERCHANDISE . . . "	—	—	—	—	—	3,08,199	2,67,015	3,31,882	4,04,171	2,86,952
GRAND TOTAL . . . "	—	—	—	—	—	41,00,75,270	29,00,66,232	34,42,56,946	32,20,71,840	23,73,48,660

FOREIGN MERCHANDISE

ARTICLES	QUANTITY					VALUE				
	1926-27	1927-28	1928-29	1929-30	1930-31	1926-27	1927-28	1928-29	1929-30	1930-31
APPAREL (including DRAPEEY, UNIFORMS AND ACCOUTREMENTS, BUT excluding HOSIERY AND BOOTS AND SHOES) Value	—	—	—	—	—	R	R	R	R	R
COAL AND COKE . . . Tons	368	350	300	4,610	2,899	1,787	7,330	13,239	8,510	2,270
DRUGS AND MEDICINES (excluding CHEMICALS AND NARCOTICS) . . . Value	—	—	—	—	—	6,931	4,487	962	1,722	8,925
DYEING AND TANNING SUBSTANCES—										
Aniline . . . Lbs.	4,000	1,904	10,000	4,590
Other sorts . . . Value	—	—	—	—	—	7,410	4,350	500
Total Dyeing and Tanning substances . . . "	—	—	—	—	—	17,410	8,940	500
FRUITS AND VEGETABLES . . . "	—	—	—	—	—	650	1,565	22,212	2,856	862
Total Glass and Glassware . . . "	—	—	—	—	—	4,667	3,112	2,340	1,875	7,846
GUMS AND RESINS—										
Arabic . . . Cwts.	303	218	115	297	..	30,057	20,620	8,085	14,206	..
Other sorts . . . "	1,124	4,812	2,796	1,162	1,846	98,870	3,99,932	2,09,731	77,657	1,10,872
Total Gums and Resins . . . "	1,427	5,030	2,911	1,459	1,846	1,28,427	4,20,552	2,17,816	91,863	1,10,872
HARDWARE (excluding CUTLERY AND ELECTRO-PLATED WARE) . . . Value	—	—	—	—	—	3,325	7,396	9,552	2,332	1,638
INSTRUMENTS, APPARATUS, AND APPLIANCES AND PARTS THEREOF . . . Value	—	—	—	—	—	4,900	4,025	957	8,839	3,027
IVORY, UNMANUFACTURED . . . Lbs.	8,888	22,249	4,350	6,341	2,872	68,259	1,46,616	26,450	38,570	17,165
LEATHER—										
Skins, tanned or dressed { Tons	1	13,456
{ —No.	=2,307
LIQUORS—										
Spirit . . . Gals.	9,120	3,908	2	2	..	13,877	8,620	116	52	..
MACHINERY AND MILL-WORK . . . Value	—	—	—	—	—	9,245	34,776	10,026	10,931	34,060

No. 13—continued
 JAPAN—concluded
 EXPORTS THERE TO—concluded

FOREIGN MERCHANDISE—continued

ARTICLES	QUANTITY					VALUE				
	1926-27	1927-28	1928-29	1929-30	1930-31	1926-27	1927-28	1928-29	1929-30	1930-31
	R	R	R	R	R	R	R	R	R	R
METALS AND ORES—										
Iron or Steel . . . Tons	3,213	19,613	36,369	42,148	28,212	97,298	7,07,115	11,45,967	14,65,037	9,93,81
Others "	..	1	..	18	..	28	2,211	200	5,928	..
Total Metals and Ores . . .	3,213	19,614	36,369	42,166	28,212	97,326	7,09,326	11,46,167	14,70,965	9,98,89
OILS Gals.	130,949	95,954	48,264	27,515	18,290	10,80
PROVISIONS AND OILMAN'S STORES (excluding FISH AND FRUITS AND VEGETABLES) . . . Cwts.	175	53	11	37	15	5,402	2,681	563	2,970	351
Rubber manufactures . . . Value	—	—	—	—	—	4,800	1,313	150	18,804	..
SPICES—										
Cloves Cwts.	117	8,050
Tea, green . . . Lbs.	84	49,550	28	8,502
TEXTILES—										
Cotton—										
Raw Tons	1,077	220	176	813	18	21,74,670	4,61,360	3,15,380	10,92,716	15,260
Twist and Yarn . . Lbs.	50,000	43,500
Piece goods—										
Grey (unbleached) . Yards	..	120	40	11,902	4,110	..	36	15	6,942	1,064
Whites (bleached) . "	..	250	205	50	93
Coloured, printed, or dyed . . "	2,825	81	27,495	8,430	..	1,020	111	9,962	2,725	..
Total Piece goods . . .	2,825	451	27,740	20,382	4,110	1,020	197	10,070	9,667	1,064
Other sorts of manufactures . . Value	—	—	—	—	—	1,249	45	50	1,120	801
Total cotton manufactures (including twist and yarn) . . .	—	—	—	—	—	45,769	242	10,120	10,787	1,865
Silk—										
Manufactures . . . "	—	—	—	—	—	—	—	3,300	..	5,435
Wool—										
Raw Lbs.	..	672	13,776	600	9,000
Woolen manufactures—										
Piece goods . . . Yards	7,038	7,823	6,624	3,625
Other sorts . . . Value	—	—	—	—	—	—	11,000	11,040	2,420	774
Total Woollen manufactures . . .	—	—	—	—	—	6,624	11,000	11,040	2,420	4,399
VEHICLES (excluding LOCOMOTIVES, ETC., FOR RAILWAYS)—										
Carriages and carts (excluding Railway Carriages) and parts thereof . . "	—	—	—	—	—	4,928	..	670	1,109	1,018
Other sorts . . . "	—	—	—	—	—	400	2,390	..	1,950	4,364
POSTAL ARTICLES . . .	—	—	—	—	—	1,030	10,404	3,939	3,223	3,776
ALL OTHER ARTICLES OF MERCHANDISE . . .	—	—	—	—	—	17,669	17,690	34,503	14,338	19,333
GRAND TOTAL . . .	—	—	—	—	—	26,27,250	18,74,653	18,86,412	28,08,855	13,61,655
GRAND TOTAL OF INDIAN AND FOREIGN MERCHANDISE . . .	—	—	—	—	—	41,27,02,520	29,19,40,935	34,61,43,356	32,65,65,695	23,87,10,315

No. 13—continued

EGYPT

IMPORTS THEREFROM

ARTICLES	QUANTITY					VALUE				
	1926-27	1927-28	1928-29	1929-30	1930-31	1926-27	1927-28	1928-29	1929-30	1930-31
ANIMALS, LIVING—						B	B	B	B	B
Horses No.	26	..	85	45	36	15,425	..	14,200	22,500	18,000
Other kinds "	13	..	8	182	10	4,741	..	350	1,050	2,750
Total Animals, living "	39	..	93	227	46	20,166	..	14,550	23,550	20,750
BOOKS, PRINTED, AND PRINTED MATTER (not being STATIONERY), including MAPS AND CHARTS Cwts.	154	566	204	220	253	20,116	32,483	29,778	23,377	23,649
BUILDING AND ENGINEERING MATERIALS—										
Asphalt Tons	..	2,010	8,180	9,706	11,601	..	1,73,175	7,28,244	8,62,878	8,98,946
DRUGS AND MEDICINES (excluding CHEMICALS AND NARCOTICS) Value	5,448	12,001	26,659	14,212	13,845
FRUITS AND VEGETABLES—										
Fresh Fruits and Vegetables "	11,499	1,235	5,836	54,013	80,314
Fruits and vegetables : dried, salted, or preserved—										
Almonds Tons	137	105	211	76,302	1,15,070	1,28,814	..	17
Other sorts "	6	23	326	12	10	2,605	6,407	38,944	5,708	3,441
Total fruits and vegetables : dried, salted, or preserved "	143	218	537	12	10	78,907	1,21,477	1,67,758	5,708	3,458
Total Fruits and Vegetables Value	90,406	1,22,712	1,68,594	59,721	83,772
FURNITURE AND CABINETRY "	399	24,299	812	871	370
GRAIN, PULSE AND FLOUR—										
Gram Tons	50	10,000	..
Rice in the husk "	180	20,865
Other sorts "	..	1	..	9	24	..	377	30	1,620	2,500
Total "	180	1	..	59	24	26,865	377	30	11,620	2,500
GUMS AND RESINS—										
Arabic Cwts.	859	848	1,629	306	771	24,350	24,054	44,382	11,474	25,434
Other sorts "	..	50	94	..	194	..	7,668	5,667	..	5,065
Total Gums and Resins "	859	898	1,723	306	965	24,350	31,722	50,049	11,474	30,549
HIDES AND SKINS, RAW—										
Hides, raw { Tons 21 2 2 .. 12 } { -No. =13,867 =5,657 =1,654 .. =22,050 }	21	2	2	..	12	20,756	5,845	3,102	..	13,325
Skins " { Tons 85 11 61 5 15 } { -No. =88,586 =21,558 =137,487 =25,710 =82,468 }	85	11	61	5	15	1,00,911	11,313	70,482	12,142	6,958
JEWELLERY (excluding IMITATION JEWELLERY, AND PRECIOUS STONES AND PEARLS UNSET), ALSO PLATE OF GOLD AND SILVER—										
Jewellery Value	600	11,200	263	1,121	463
Plate of gold and silver "	362	5,946	1,698	19,722	..
Total Jewellery "	962	17,146	1,961	20,843	463

ARTICLES	QUANTITY					VALUE				
	1926-27	1927-28	1928-29	1929-30	1930-31	1926-27	1927-28	1928-29	1929-30	1930-31
						B	B	B	B	B
MACHINERY AND MILLWORK Value	—	—	—	—	—	835	1,779	1,725	10,332	1,51
Manures Tons.	475	156	35,794	10,5
OILS— Mineral— Fuel oils Gals.	152,033	51,5
Paints and Painters materials— Paints and Colours Cwts.	..	5,567	23,376	..	40	1
Precious stones and pearls, unset Value	—	—	—	—	—	..	2,683	..	401	40,0
Printing and Lithographing machinery and materials "	—	—	—	—	—	400	16,115	14,675	2,768	50
Provisions (and Oilman's stores "	4,598	1,188	3,933	6,579	15,23
SALT Tons	132,455	123,212	114,137	104,879	134,631	30,02,366	34,73,650	26,75,247	20,64,875	21,03,05
SMOKERS' REQUISITES (excluding TOBACCO) . . . Value	—	—	—	—	—	9,748	4,851	11,243	..	5,97
TEXTILES— Cotton— Raw "	282	559	294	511	21,343	3,45,860	3,35,333	6,94,956	7,09,706	2,10,71,03
Jute— Manufactures— Gunny cloth . . . Yards	836,775	1,04,345
Wool— Manufactures . . . Value	—	—	—	—	—	10,033	962	959	12,435	716
TOBACCO— Unmanufactured . . Lbs.	9,396	32,730	1,608	8,718	8,344	43,132	42,993	2,768	17,481	12,750
Manufactured— Cigarettes* . . { Lbs. } { No. }	9,429	8,489	5,167	5,095	4,212	1,88,410	80,436	54,211	60,521	44,098
Other sorts . . . Lbs.	..	14,417	5	..	14,110	37
Total Tobacco . . . "	18,825	55,636	6,775	14,413	12,561	1,36,542	1,37,539	56,979	78,702	56,891
TOYS AND REQUISITES FOR GAMES AND SPORTS Value	—	—	—	—	—	3,891	49,707	121	195	56
VEHICLES, excluding LOCOMOTIVES, ENG., FOR RAILWAYS— Mechanically propelled vehicles (excluding railway locomotives and tractors) . . . "	—	—	—	—	—	15,495	1,791	34,021	41,544	43,880
POSTAL ARTICLES NOT SPECIFIED . . . "	—	—	—	—	—	1,97,703	2,39,962	2,33,258	2,61,169	1,19,311
ALL OTHER ARTICLES OF MERCHANDISE . . . "	—	—	—	—	—	59,673	53,914	57,290	59,396	79,119
GRAND TOTAL . . . "	—	—	—	—	—	42,11,277	52,86,493	48,78,653	44,13,987	2,13,85,415

EXPORTS THERE TO

INDIAN MERCHANDISE

ARTICLES	QUANTITY					VALUE				
	1926-27	1927-28	1928-29	1929-30	1930-31	1926-27	1927-28	1928-29	1929-30	1930-31
						B	B	B	B	B
CLOTHING (including DRAPERY, UNIFORMS, ACCOUTREMENTS BUT excluding HOSIERY AND BOOTS AND SHOES) . . Value	—	—	—	—	—	21,611	22,132	25,642	22,405	28,179
TEXT, WORKS OF . . . "	—	—	—	—	—	1,010	555	5,592	674	..
BOOKS, PRINTED, AND PRINTED MATTER (not being STATIONERY), (including MAPS AND CHARTS) Cwts.	6	2	19	21	44	1,105	140	6,216	2,597	5,278
BOOTS AND SHOES . . Pairs	1,300	106,221	30,998	3,212	134	9,900	46,902	2,33,037	18,140	400
CANES AND RATTANS Cwts.	117	..	28	62	163	5,625	..	1,867	1,615	4,680
COAL AND COKE . . Tons	105,711	18,39,340
COIR, MANUFACTURED (excluding ROPE) . . . "	27	14	2	..	52	7,620	5,680	1,025	..	21,102
DRUGS AND MEDICINES (excluding CHEMICALS AND NARCOTICS) Value	—	—	—	—	—	19,753	32,424	37,869	19,155	34,132

* Quantity in number recorded from 1930-31.

No. 13—continued
EGYPT—continued
EXPORTS THERETO—continued

INDIAN MERCHANDISE—continued

ARTICLES	QUANTITY					VALUE				
	1926-27	1927-28	1928-29	1929-30	1930-31	1926-27	1927-28	1928-29	1929-30	1930-31
						₨	₨	₨	₨	₨
DYEING AND TANNING SUBSTANCES—										
Indigo Cwts.	225	172	69	107	34	53,271	39,995	15,457	27,455	7,967
Myrobalans "	1,783	1,227	106	1,219	135	8,580	9,348	1,216	9,235	1,841
Turmeric "	1,678	49	1,097	740	1,064	22,717	610	22,589	14,440	19,651
Other sorts "	744	1,028	1,482	1,839	1,890	25,520	43,750	54,210	35,879	34,856
Total Dyeing and Tanning substances "	4,380	2,474	2,754	3,905	3,123	1,10,088	93,703	93,472	87,009	64,314
FODDER, BRAN, AND POLLARDS (excluding oil cake) . Tons										
	1,608	..	79	195	565	61,936	..	8,160	16,000	46,514
FRUITS AND VEGETABLES—										
Fruits and vegetables : dried, salted, or preserved, all sorts "	725	996	964	856	901	1,61,244	1,67,638	1,79,288	1,73,323	1,51,277
GRAIN, PULSE, AND FLOUR—										
Barley "	2	20	400	8,200
Jowar and Bajra "	708	195	..	44	..	88,881	22,844	..	6,600	16
Pulse—										
Beans "	22	47	154	5,235	12,580	..
Gram "	5,898	6,059	4,571	4,202	4,343	9,89,816	9,49,416	7,95,792	8,08,987	5,93,474
Lentils "	329	65	24	2	10	88,234	14,902	7,223	446	1,722
Pulse, other sorts "	550	581	292	269	196	97,734	96,118	67,142	52,257	25,802
Total Pulse "	6,767	6,705	4,909	4,520	4,549	11,75,784	10,00,590	8,75,392	8,74,220	6,21,088
Rice, not in the husk "	56,674	24,836	40,801	44,810	21,921	92,81,838	38,75,716	55,08,079	58,34,487	21,78,672
Wheat "	3,511	192	9,205	..	3,815	5,10,959	28,725	14,33,700	..	3,47,562
.. flour "	15,830	11,191	11,787	6,830	6,173	33,87,943	23,02,433	24,63,039	14,22,424	10,05,811
Other sorts "	2	10	18	86	20
Total Grain, Pulse, and Flour "	83,492	43,139	66,204	56,213	36,458	1,44,45,805	72,08,518	1,02,80,390	81,37,767	41,53,169
HIDES AND SKINS, RAW—										
Hides, raw { Tons	535	681	610	363	356	3,22,046	4,26,771	4,70,406	2,56,638	2,09,282
.. { =No.	45,133	54,905	52,881	39,887	61,247					
Skins, raw { Tons	..	1	11	..	7	125	763	2,190	2,189	62,500
.. { =No.	100	897	2,744	364	25,000					
LAC—										
Shell Cwts.	408	826	671	907	1,090	40,314	1,24,921	91,790	1,18,790	83,076
METALS AND ORES—										
Brass, Bronze and similar alloys, wrought "	46	49	68	61	25	10,319	9,376	12,825	12,873	3,365
Iron, pig Tons	816	829	1,275	449	831	36,692	37,349	57,372	20,202	32,829
Other sorts of metals "	2	950	190	444	300	..
Total Metals and Ores "	818	882	1,280	452	832	47,961	46,915	70,641	33,375	36,194
OILS—										
Essential Gals.	245	579	366	499	286	10,950	22,000	18,425	18,625	6,750
Vegetable, non-essential "	53	113	420	414	2,056	167	325	980	2,395	4,173
Total Oils "	298	692	786	913	2,342	11,117	22,325	19,355	21,520	10,923

INDIAN MERCHANDISE—continued

ARTICLES	QUANTITY					VALUE				
	1926-27	1927-28	1928-29	1929-30	1930-31	1926-27	1927-28	1928-29	1929-30	1930-31
PARAFFIN WAX . . . Tons	115	130	170	90	15	52,325	81,900	77,350	45,850	6,825
PERFUMERY (not being perfumed spirits) . . . Value	—	—	—	—	—	4,555	17,969	8,577	1,132	1,937
PROVISIONS AND OILMAN'S STORES (including FISH, AND FRUITS AND VEGETABLES, CANNED OR BOTTLED)—										
Ghl . . . Cwts.	76	70	21	50	140	6,085	7,020	2,480	2,940	11,495
Other sorts of provisions Value	—	—	—	—	—	3,159	11,743	24,617	26,973	7,022
Total Provisions and Oilman's stores (including fish, and fruits and vegetables, canned or bottled) "	—	—	—	—	—	9,244	18,763	27,097	29,913	18,517
SEEDS—										
Oil-seeds—										
Essential . . . Tons	3	8	17	11	3	1,364	3,722	4,826	7,015	1,720
Non-essential—										
Castor . . . "	206	73,584	..
Cotton . . . "	7,000	..	3,700	5,52,500	..	7,18,745
Groundnuts . . . "	41	2,171	121	6,466	76	17,203	5,14,200	41,844	20,44,078	20,105
Linseed . . . "	1	1,235	2,727	18,478	68,945	630	2,28,309	5,37,540	30,82,424	1,35,99,104
Mustard . . . "	30	9,375	..
Sesamum (oil or linseed) "	183	376	902	57	131	53,358	3,28,225	3,10,707	21,900	26,065
Tea . . . "	25	106	36,075	1,59,887
Other sorts . . . "	2	180	1,550
Total Seeds, Non-Essential . . . "	7,225	4,332	12,450	20,352	69,260	6,23,691	10,70,734	16,08,836	52,67,676	1,38,06,706
Other than oil-seeds . . . "	8	2	2	2,500	765	..	360	1,235
Total Seeds . . . "	7,233	4,334	12,450	20,352	69,262	6,26,191	10,71,500	16,08,836	52,71,036	1,38,07,941
SPICES—										
Cardamoms . . . Cwts.	86	234	195	205	340	19,850	55,217	42,152	62,528	62,677
Ginger . . . "	268	428	362	273	1,311	10,200	15,499	14,727	13,060	48,963
Pepper . . . "	6,284	18,216	6,824	6,898	5,297	4,18,346	9,77,416	5,15,427	5,54,392	3,29,818
Other sorts . . . "	11	417	883	27	132	295	11,449	20,770	967	1,578
Total Spices . . . "	6,649	14,295	8,264	6,938	7,089	4,48,691	10,59,581	5,93,076	6,30,947	4,48,036
TEA, BLACK . . . Lbs.	2,900,259	2,175,756	3,288,685	5,666,770	3,557,439	24,20,477	16,66,795	24,41,856	36,60,078	21,66,282
TEXTILES—										
Cotton—										
Raw . . . Tons	537	2,86,300
Twist and yarn . . . Lbs.	5,064,450	5,115,350	4,167,862	4,588,400	3,980,623	40,18,254	38,59,014	36,04,970	37,11,853	26,54,505
Manufactures—										
Handkerchiefs and shawls in the piece . . . No.	18,384	6,680	1,960	6,500	2,050	1,800
Piece goods—										
Grey (unbleached) Yards	372,270	1,310,262	774,300	679,800	474,300	2,24,480	3,19,000	1,77,640	1,62,570	83,920
White (bleached) "	515,320	2,46,240	9,000	..	982	1,48,574	54,229	2,400	..	439
Coloured, printed, or dyed . . . "	2,027,339	1,132,458	53,960	51,340	30,347	5,41,721	3,89,307	13,050	21,250	3,826
Total Piece goods . . . "	3,415,529	2,688,960	837,260	731,140	505,629	9,09,725	7,63,036	1,96,099	1,83,820	98,185
Other sorts of manufactures . . . Value	—	—	—	—	—	4,300	4,506	2,275	983	3,849
Total Cotton manufactures (including twist and yarn) . . . "	—	—	—	—	—	49,33,779	46,29,506	38,05,144	38,96,656	27,51,539
Haberdaabery and Millinery . . . "	—	—	—	—	—	—	—	—	—	—
Hemp (chiefly gunse), raw Cwts.	1,250	2,501	18,849	10,660	3,887	3,299	1,030
FURS—										
Raw . . . Tons	6,050	12,759	12,664	15,742	15,047	24,59,127	44,58,700	44,94,127	55,83,990	31,10,231

No. 13—continued
EGYPT—continued
EXPORTS THERE TO—continued

INDIAN MERCHANDISE—concluded

ARTICLES	QUANTITY					VALUE				
	1926-27	1927-28	1928-29	1929-30	1930-31	1926-27	1927-28	1928-29	1929-30	1930-31
TEXTILES—continued						R	R	R	R	R
Jute—continued										
Manufactures—										
Gunny bags . . . No.	14,414,050	14,210,558	15,096,975	19,028,800	17,025,250	75,68,112	77,11,076	70,42,402	89,34,361	63,31,493
„ cloth . . . Yards	2,807,900	3,575,300	3,530,200	5,634,000	3,781,000	6,47,501	9,82,444	7,74,338	11,77,454	5,24,883
Rope and twine . . . Cwts.	74	83	54	90	59	2,382	2,050	1,237	2,044	1,492
Total Jute manufactures (including twist and yarn) . . . Value	—	—	—	—	—	82,12,095	86,95,570	87,18,027	1,01,13,859	71,57,868
Wool Manufactures—										
Carpets and floor-rugs . . . Lbs.	5,647	38,413	27,714	21,761	1,806	27,802	84,825	57,052	30,334	3,365
Other sorts . . . Value	—	—	—	—	—	27,770	250	4,650	350	—
Total Woollen manufactures . . .	—	—	—	—	—	55,622	85,075	61,702	30,684	3,365
TOBACCO—										
Unmanufactured . . . Lbs.	—	5,488	—	—	—	—	2,341	—	—	—
Manufactured—										
Cigars . . .	2,815	2,374	3,070	2,626	1,449	6,311	5,112	6,453	6,726	3,236
Other sorts . . .	532	48	—	—	—	500	106	—	—	—
Total Tobacco . . .	3,347	7,905	3,070	2,626	1,449	6,811	7,559	6,453	6,726	3,236
TOYS AND REQUISITES FOR GAMES AND SPORTS including FISHING TACKLE (other than FIRE-ARMS) . . . Value	—	—	—	—	—	2,635	6,285	2,242	1,700	700
WOOD AND TIMBER—										
Timber, other than railway sleepers—										
Teakwood . . . Cubic Tons	266	22	200	411	185	75,406	6,676	89,655	1,23,235	55,806
Sandal wood . . .	6	5	8	5	2	10,150	9,600	12,858	6,840	3,410
Other kinds of wood and timber . . . Value	—	—	—	—	—	3,277	2,685	2,390	2,180	2,487
Total Wood and Timber . . .	—	—	—	—	—	88,833	18,961	1,04,808	1,32,255	61,703
POSTAL ARTICLES . . .	—	—	—	—	—	3,02,942	3,30,521	3,09,053	3,89,937	3,48,843
ALL OTHER ARTICLES OF MERCHANDISE . . .	—	—	—	—	—	1,57,246	1,37,201	1,92,357	1,54,148	76,181
GRAND TOTAL . . .	—	—	—	—	—	3,64,32,795	3,06,26,643	3,40,65,843	3,88,62,490	3,51,67,319

FOREIGN MERCHANDISE

ARTICLES	QUANTITY					VALUE				
	1926-27	1927-28	1928-29	1929-30	1930-31	1926-27	1927-28	1928-29	1929-30	1930-31
ANIMALS, LIVING—						R	R	R	R	R
Horses . . . No.	7	—	—	—	—	17,000	—	—	—	—
APPAREL (including DRAPEY, UNIFORMS, AND ACCOUTREMENTS, BUT excluding HOSIERY AND BOOTS AND SHOES) . . . Value	—	—	—	—	—	18,850	41,443	19,024	17,615	14,722
BOOTS AND SHOES . . . Pairs	583	4,294	25	—	—	1,381	20,164	100	—	—
CANES AND RATTANS . . . Cwts.	355	350	252	324	496	17,852	18,280	10,440	14,470	20,720
COAL AND COKE . . . Tons	340	—	—	—	—	7,480	—	—	—	—
Coffee other than roasted or ground . . . Cwts.	—	26	10	187	—	—	1,290	600	10,865	—
DRUGS AND MEDICINES (excluding CHEMICALS AND NARCOTICS) . . . Value	—	—	—	—	—	5,824	17,873	8,680	9,060	5,533
FRUITS AND VEGETABLES—										
Fruits and vegetables dried, salted, or preserved . . . TONS	208	701	70	321	156	1,82,187	3,11,086	51,787	1,96,992	1,05,813

FOREIGN MERCHANDISE—continued

ARTICLES	QUANTITY					VALUE				
	1926-27	1927-28	1928-29	1929-30	1930-31	1926-27	1927-28	1928-29	1929-30	1930-31
GRAIN POLISH AND FLOUR— Wheat . . . Tons	76	9,132	..
GUMS AND RESINS . . . Owts.	84	150	70	25	26	5,245	10,290	3,312	1,465	..
HANDWARE, EXCLUDING CUT- LERY AND ELECTRO- PLATED WARE . . . Value	—	—	—	—	—	..	680	5,027	340	..
MACHINERY AND MILL- WORK . . . "	—	—	—	—	—	50	4,685	343	..	10
MATCHES . . . Gross of boxes	32,200	65,244	..
OILS . . . Gals.	..	153,982	..	161	368	..	33,324	..	300	..
PERFUMERY (not being PERFUMED SPIRITS) . . . Value	—	—	—	—	—	7,931	2,070	12,473	6,420	2
SPICES . . . Owts.	19	223	374	426	581	1,790	7,396	14,030	9,905	29
STATIONERY (excluding PAPER) . . . Value	—	—	—	—	—	7,400	10,505	1,404	1,012	1
TEXTILES—										
Cotton— Twist and yarn . . . lbs.	5,600	32,100	2,400	..	900	10,275	33,708	2,975
Manufactures— Piece goods—										
Grey (unbleached) Yards	267,300	70,200	88,740	19,030
White (bleached) "	8,000	718	1,600	4
Coloured, printed, or dyed . . . "	..	1,976	6,200	..	3,821	..	1,518	1,850	..	1,8
Total piece goods "	267,300	72,176	6,200	8,000	4,539	88,740	20,548	1,850	1,600	2,33
Other sorts . . . Value	—	—	—	—	—	..	2,350	1,000	120	1,50
Total Cotton manufac- tures (including twist and yarn) . . . "	—	—	—	—	—	99,015	55,606	5,825	1,720	4,820
Haberdashery and Milli- nery . . . "	—	—	—	—	—	17,944	18,800	3,500	6,730	4,511
Wool, raw . . . lbs.	39,470	33,900
Woolen Manufactures . . . Value	—	—	—	—	—	5,02,525	1,93,239	1,27,602	1,77,351	1,00,408
Vehicles (including Locomotives for Railways, etc.) . . . Value	—	—	—	—	—	390	..	2,136	3,785	9,320
POREAL ARTICLES . . . "	—	—	—	—	—	38,521	41,317	39,455	38,011	39,612
ALL OTHER ARTICLES OF MERCHANDISE . . . "	—	—	—	—	—	23,131	63,857	36,239	20,313	60,136
GRAND TOTAL . . . "	—	—	—	—	—	9,88,366	8,39,286	3,42,247	5,07,130	4,21
GRAND TOTAL OF INDIAN AND FOREIGN MERCHANDISE . . . "	—	—	—	—	—	3,74,21,162	3,14,65,929	3,44,08,090	3,94,59,620	3,55,86,739

No. 13—continued

TRIPOLI

IMPORTS THEREFROM

ARTICLES	QUANTITY					VALUE				
	1926-27	1927-28	1928-29	1929-30	1930-31	1926-27	1927-28	1928-29	1929-30	1930-31
.. Tons	24,981	R ..	R ..	R 5,42,678	R ..	R ..
OTHER ARTICLES OF MER- CHANDISE Value	—	—	—	—	—	—	495	806	—	439
GRAND TOTAL ..	—	—	—	—	—	..	495	5,42,979	..	439

EXPORTS THERETO

INDIAN MERCHANDISE

ARTICLES	QUANTITY					VALUE				
	1926-27	1927-28	1928-29	1929-30	1930-31	1926-27	1927-28	1928-29	1929-30	1930-31
GRAIN, PULSE AND FLOUR—						R	R	R	R	R
Rice not in the husk . Tons	44	8,325	..
GRAIN Lbs.	8,800	..	1,250	25,625	3,750	8,389	..	937	20,465	2,812
FIBRILES—										
COTTON—										
Twist and yarn . . .	10,400	2,800	26,000	13,651	800	7,800	2,800	16,315	9,976	357
ALL OTHER ARTICLES OF MERCHANDISE Value	—	—	—	—	—	1,800	..	2,200	4,920	5,097
GRAND TOTAL ..	—	—	—	—	—	17,489	2,800	19,452	43,686	8,266

FOREIGN MERCHANDISE

ARTICLES	QUANTITY					VALUE				
	1926-27	1927-28	1928-29	1929-30	1930-31	1926-27	1927-28	1928-29	1929-30	1930-31
TOTAL VALUE	—	—	—	—	—	R 3,500	R ..	R ..	R 3,010	R ..
GRAND TOTAL OF INDIAN AND FOREIGN MERCHANDISE ..	—	—	—	—	—	20,989	2,800	19,452	46,696	8,266

TUNIS

IMPORTS THEREFROM

ARTICLES	QUANTITY					VALUE				
	1926-27	1927-28	1928-29	1929-30	1930-31	1926-27	1927-28	1928-29	1929-30	1930-31
						R	R	R	R	R
TOTAL VALUE	—	—	—	—	—	..	407	324

EXPORTS THERETO

INDIAN MERCHANDISE

ARTICLES	QUANTITY					VALUE				
	1926-27	1927-28	1928-29	1929-30	1930-31	1926-27	1927-28	1928-29	1929-30	1930-31
						R	R	R	R	R
SPICES— Pepper . . . Cwts.	180	180	9,100	5,400
TEA . . . Lbs.	10,000	10,000
TEXTILES— COTTON— Twist and yarn . . . "	25,200	126,000	56,000	48,000	..	20,250	71,400	31,650	24,000	..
Jute manufactures (in- cluding twist and yarn) Value	—	—	—	—	—	81,000	6,780	13,294	19,847	59,692
ALL OTHER ARTICLES OF MERCHANDISE . . . "	—	—	—	—	—	300	200	3,357	6,864	4,510
GRAND TOTAL . . . "	—	—	—	—	—	1,11,550	78,380	48,301	59,811	69,602

FOREIGN MERCHANDISE

ARTICLES	QUANTITY					VALUE				
	1926-27	1927-28	1928-29	1929-30	1930-31	1926-27	1927-28	1928-29	1929-30	1930-31
						R	R	R	R	R
TOTAL VALUE	—	—	—	—	—	5,480	6,800	400
GRAND TOTAL OF INDIAN AND FOREIGN MER- CHANDISE . . . Value	—	—	—	—	—	1,11,550	78,380	53,781	66,611	70,002

No. 13—continued

ALGERIA

IMPORTS THEREFROM

ARTICLES	QUANTITY					VALUE				
	1926-27	1927-28	1928-29	1929-30	1930-31	1926-27	1927-28	1928-29	1929-30	1930-31
						R	R	R	R	R
TOTAL VALUE	—	—	—	—	—	—	204	—	550	797

EXPORTS THERETO

INDIAN MERCHANDISE

ARTICLES	QUANTITY					VALUE				
	1926-27	1927-28	1928-29	1929-30	1930-31	1926-27	1927-28	1928-29	1929-30	1930-31
Coffee Cwts.	30	75	81	36	286	R 2,700	R 6,000	R 2,500	R 2,383	R 17,089
ALL OTHER ARTICLES OF MERCHANDISE Value	—	—	—	—	—	—	3,625	80	365	2,940
GRAND TOTAL	—	—	—	—	—	2,700	9,625	2,580	2,748	20,029

FOREIGN MERCHANDISE

ARTICLES	QUANTITY					VALUE				
	1926-27	1927-28	1928-29	1929-30	1930-31	1926-27	1927-28	1928-29	1929-30	1930-31
						R	R	R	R	R
TOTAL VALUE	—	—	—	—	—	—	—	—	2,580	—
GRAND TOTAL OF INDIAN AND FOREIGN MER- CHANDISE Value	—	—	—	—	—	2,700	9,625	2,580	5,328	20,029

MOROCCO

IMPORTS THEREFROM

ARTICLES	QUANTITY					VALUE				
	1926-27	1927-28	1928-29	1929-30	1930-31	1926-27	1927-28	1928-29	1929-30	1930-31
IRONS Tons	151	117	95,372	79,678	..
ALL OTHER ARTICLES OF MERCHANDISE Value	—	—	—	—	—	2,078	3,000	..
GRAND TOTAL	—	—	—	—	—	97,443	82,678	..

EXPORTS THERETO

INDIAN MERCHANDISE

ARTICLES	QUANTITY					VALUE				
	1926-27	1927-28	1928-29	1929-30	1930-31	1926-27	1927-28	1928-29	1929-30	1930-31
PREPARED (excluding HOSIERY AND BOOTS AND SHOES) Value	—	—	—	—	—	R 18,450	R ..	R ..	R ..	R ..
IRONS Cwts.	312	128	331	252	..	18,750	12,150	29,812	25,424	..
TEXTILES—										
Jute—										
Manufactures—										
Gunny bags No.	471,000	647,420	853,500	1,574,100	728,000	2,36,544	2,61,490	3,54,892	5,70,652	1,88,612
Gunny cloth Yards	35,500	20,000	6,995	1,925
ALL OTHER ARTICLES OF MERCHANDISE Value	—	—	—	—	—	300	1,530	6,848	640	4,597
GRAND TOTAL	—	—	—	—	—	2,69,044	2,85,170	3,01,662	6,03,511	1,94,534

MOROCCO
CANARY ISLANDS
GOLD COAST

(516)

No. 13—continued

MOROCCO—continued

EXPORTS THERE TO—continued

FOREIGN MERCHANDISE

ARTICLES	QUANTITY					VALUE				
	1926-27	1927-28	1928-29	1929-30	1930-31	1926-27	1927-28	1928-29	1929-30	1930-31
TOTAL VALUE . . .	—	+	—	—	—	R ..	R 265	R 800	R 2,850	R 500
GRAND TOTAL OF INDIAN AND FOREIGN MERCHANDISE . . . Value	—	—	—	—	—	2,69,044	2,65,444	3,92,352	6,06,861	1,96,034

CANARY ISLANDS
IMPORTS THEREFROM

ARTICLES	QUANTITY					VALUE				
	1926-27	1927-28	1928-29	1929-30	1930-31	1926-27	1927-28	1928-29	1929-30	1930-31
DYING AND TANNING SUBSTANCES— Barks for tanning . . . Value Cochineal . . . Owtz.	—	—	—	—	—	R ..	R 22,095	R 516 4,340	R 11,865	R 8,313
TOTAL VALUE . . .	—	—	—	—	—	..	22,095	5,856	11,865	8,313

EXPORTS THERE TO

INDIAN MERCHANDISE

ARTICLES	QUANTITY					VALUE				
	1926-27	1927-28	1928-29	1929-30	1930-31	1926-27	1927-28	1928-29	1929-30	1930-31
TOTAL VALUE . . .	—	—	—	—	—	R ..	R 1,950	R ..	R ..	R ..

FOREIGN MERCHANDISE

Nil.

GOLD COAST

IMPORTS

Nil.

EXPORTS THERE TO

INDIAN MERCHANDISE

ARTICLES	QUANTITY					VALUE				
	1926-27	1927-28	1928-29	1929-30	1930-31	1926-27	1927-28	1928-29	1929-30	1930-31
GRAIN, PULSE AND FLOUR— Also not in the bulk . . . Tons.	413	R ..	R ..	R ..	R ..	R 28,966
TEXTILES— Sute— Manufactures— Gunny bags . . . No. ALL OTHER ARTICLES OF MERCHANDISE . . . Value	377,210	713,750	720,750	654,620	1,609,200	2,71,062	3,71,927 1,722	3,97,406 5,812	4,54,882 1,542	6,19,655 2,350
GRAND TOTAL . . .	—	—	—	—	—	2,71,062	3,73,649	4,03,218	4,56,224	6,50,974

FOREIGN MERCHANDISE

ARTICLES	QUANTITY					VALUE				
	1926-27	1927-28	1928-29	1929-30	1930-31	1926-27	1927-28	1928-29	1929-30	1930-31
TOTAL VALUE . . .	—	—	—	—	—	R ..	R ..	R 100	R ..	R 432
GRAND TOTAL OF INDIAN AND FOREIGN MERCHANDISE . . . Value	—	—	—	—	—	2,71,062	3,73,649	4,03,318	4,56,224	6,51,406

NIGERIA (INCLUDING BRITISH CAMEROONS)

IMPORTS THEREFROM

Nil.

EXPORTS THERETO

INDIAN MERCHANDISE

ARTICLES	QUANTITY					VALUE				
	1926-27	1927-28	1928-29	1929-30	1930-31	1926-27	1927-28	1928-29	1929-30	1930-31
GRAIN, PULSE AND FLOUR— Rice not in the husk . Tons	1,700	R	R	R	R	R
TEXTILES— Cotton— Manufactures— Handkerchiefs and shawls in the piece . No.	7,300	..	178,712	259,096	414,664	8,000	..	1,40,189	2,08,074	2,92,787
Jute— Manufactures— Gunny bags . "	7,500	37,200	..	26,100	1,884,900	3,675	17,866	..	8,615	6,27,665
ALL OTHER ARTICLES OF MERCHANDISE . Value	—	—	—	—	—	1,300	..	980	5,907	3,482
GRAND TOTAL . . .	—	—	—	—	—	12,975	17,866	1,41,119	2,17,596	10,43,402

FOREIGN MERCHANDISE

ARTICLES	QUANTITY					VALUE				
	1926-27	1927-28	1928-29	1929-30	1930-31	1926-27	1927-28	1928-29	1929-30	1930-31
TOTAL VALUE	—	—	—	—	—	R	R	R	R	R
GRAND TOTAL OF INDIAN AND FOREIGN MER- CHANDISE . Value	—	—	—	—	—	12,975	17,866	1,41,119	2,20,396	10,45,002

BELGIAN CONGO

IMPORTS THEREFROM

ARTICLES	QUANTITY					VALUE				
	1926-27	1927-28	1928-29	1929-30	1930-31	1926-27	1927-28	1928-29	1929-30	1930-31
TOTAL VALUE . . .	—	—	—	—	—	R	R	R	R	R
	—	—	—	—	—	802	..

EXPORTS THERETO

INDIAN MERCHANDISE

ARTICLES	QUANTITY					VALUE				
	1926-27	1927-28	1928-29	1929-30	1930-31	1926-27	1927-28	1928-29	1929-30	1930-31
TOTAL VALUE . . .	—	—	—	—	—	R	R	R	R	R
	—	—	—	—	—	..	610

FOREIGN MERCHANDISE

ARTICLES	QUANTITY					VALUE				
	1926-27	1927-28	1928-29	1929-30	1930-31	1926-27	1927-28	1928-29	1929-30	1930-31
TOTAL VALUE . . .	—	—	—	—	—	R	R	R	R	R
	—	—	—	—	—	..	450
GRAND TOTAL OF INDIAN AND FOREIGN MERCHANDISE Value	—	—	—	—	—	..	1,066

BRITISH, FRENCH, SPANISH, AND PORTUGUESE POSSESSIONS IN WEST AFRICA, FROM CAPE
BLANCO TO ANGOLA (BENGUELA), INCLUDING ST. HELENA

IMPORTS THEREFROM

ARTICLES	QUANTITY					VALUE				
	1926-27	1927-28	1928-29	1929-30	1930-31	1926-27	1927-28	1928-29	1929-30	1930-31
TOTAL VALUE . . .	—	—	—	—	—	R	R	R	R	R
	—	—	—	—	—	802	315	..	913	..

WEST AFRICA
PROTECTORATE OF SOUTH-WEST AFRICA
CAPE OF GOOD HOPE

No. 13—continued

BRITISH, FRENCH, SPANISH, AND PORTUGUESE POSSESSIONS IN WEST AFRICA, FROM
CAPE BLANCO TO ANGOLA (BENGUELA), INCLUDING ST. HELENA—continued

EXPORTS THERETO

INDIAN MERCHANDISE

ARTICLES	QUANTITY					VALUE				
	1926-27	1927-28	1928-29	1929-30	1930-31	1926-27	1927-28	1928-29	1929-30	1930-31
Candles of all kinds . . . Lbs.	..	19,031	R	R	R	R	R
Grain, Pulse and Flour— Rice not in the husk . . Tons	2,409	..	5,352
TEXTILES— Cotton manufactures (in- cluding twist and yarn) Value	—	—	—	—	—	..	2,176	25,712	17,167	2,680
Jute manufactures— Gunny bags . . . No.	488,800	1,184,200	1,918,500	1,891,625	1,665,450	2,80,689	5,55,015	9,69,294	7,49,398	5,82,328
Gunny cloth . . . Yards	5,000	102,000	10,000	1,825	17,977	1,375
ALL OTHER ARTICLES OF MER- CHANDISE Value	—	—	—	—	—	6,100	3,921	486	685	8,777
GRAND TOTAL	—	—	—	—	—	2,86,789	5,66,464	9,96,817	7,85,227	8,24,485

FOREIGN MERCHANDISE

Nil.

PROTECTORATE OF SOUTH-WEST AFRICA.

IMPORTS THEREFROM.

Nil.

EXPORTS THERETO

INDIAN MERCHANDISE

ARTICLES	QUANTITY					VALUE				
	1926-27	1927-28	1928-29	1929-30	1930-31	1926-27	1927-28	1928-29	1929-30	1930-31
Tea, Black . . . Lbs.	..	6,432	24,724	R	R	R	R	R
TEXTILES— Jute manufactures— Gunny bags . . . No.	58,700	19,000	8,400	3,600	21,600	24,167	3,500	4,542	1,344	7,837
Gunny cloth . . . Yards	..	50,000	10,000	9,000	2,200
ALL OTHER ARTICLES OF MERCHANDISE Value	—	—	—	—	—
GRAND TOTAL	—	—	—	—	—	24,167	21,832	31,619	4,844	17,627

FOREIGN MERCHANDISE

Nil.

UNION OF SOUTH AFRICA—CAPE OF GOOD HOPE

IMPORTS THEREFROM

ARTICLES	QUANTITY					VALUE				
	1926-27	1927-28	1928-29	1929-30	1930-31	1926-27	1927-28	1928-29	1929-30	1930-31
DRUGS AND MEDICINES . Value	—	—	—	—	—	R	R	R	R	R
Grain Pulse and Flour . Tons	174	..	12,816	18,749	18,854	12,185
HIDES AND SKINS, RAW— Hides, Raw { Tons	..	26	10	17,901
{ No.	..	17,180	7,026	52,008	18,245
POSTAL ARTICLES NOT SPECIFIED Value	—	—	—	—	—
ALL OTHER ARTICLES OF MERCHANDISE	—	—	—	—	—	30	20	94	1	1,602
GRAND TOTAL	—	—	—	—	—	9,555	17,208	18,992	8,080	18,978
	—	—	—	—	—	9,585	83,064	51,080	26,885	45,666

No. 13—continued

UNION OF SOUTH AFRICA—CAPE OF GOOD HOPE—continued

EXPORTS THERETO

INDIAN MERCHANDISE

ARTICLES	QUANTITY					VALUE				
	1926-27	1927-28	1928-29	1929-30	1930-31]	1926-27	1927-28	1928-29	1929-30	1930-31
APPAREL (including DRA- PERY, UNIFORMS, AC- COUTREMENTS, BUT excluding HOSIERY AND BOOTS AND SHOES) . . . Value	—	—	—	—	—	R 1,57,248	R 1,38,185	R 1,95,173	R 1,81,721	R 1,27,063
COIR, MANUFACTURED (ex- cluding ROPE) . . . Tons	18	28	..	14	9	7,510	9,907	..	4,600	2,620
DYEING AND TANNING SUBSTANCES—										
Myrobalans . . . "	3,797	2,826	2,880	1,100	989	27,900	18,114	20,230	9,350	7,820
Myrobalan extracts . . . "	6,155	3,761	3,917	2,236	1,040	78,264	51,057	56,995	31,132	18,525
Turmeric . . . "	1,479	866	517	698	950	27,916	16,627	12,214	18,762	15,592
GRAIN, PULSE, AND FLOUR—										
Pulse Tons	88	99	276	124	55	20,486	21,805	42,143	31,430	10,119
Rice, not in the husk . . . "	4,784	5,623	3,822	5,866	6,935	8,53,664	10,28,067	6,62,651	10,11,402	9,81,807
Other sorts "	14	3	4	3	6	3,470	945	1,215	1,265	1,655
Total Grain, Pulse, and Flour "	4,886	5,725	4,102	5,993	6,996	8,77,620	10,50,817	7,06,009	10,44,097	9,93,081
HIDES AND SKINS, RAW—										
Hides, raw . . . { Tons =No.	57 —8,650	60 —8,500	28 —3,830	25 —2,700	..	49,785	69,341	34,827	28,471	..
JEWELLERY (excluding IMITATION JEWELLERY, AND PRECIOUS STONES AND PEARLS UNSET) ALSO PLATE OF GOLD AND SILVER—										
Plate of gold and silver Value	—	—	—	—	—	5,000	150	..
KAPOK Cwts.	587	554	911	697	608	38,859	34,837	41,881	34,822	25,801
LAC "	275	172	347	255	681	24,608	24,432	43,508	32,108	39,111
METALS AND ORBS—										
Brass, Bronze, and similar alloys and manufactures thereof . . . "	12	2	24	79	6	2,344	250	5,836	11,684	900
OILS—										
Vegetable, non-essential—										
Castor Gals.	1,692	4,672	4,091	96	343	2,707	8,876	8,652	149	515
Other sorts "	187	66	54	117	213	340	914	150	845	595
Total Vegetable, non- essential "	1,829	4,738	4,145	213	556	3,047	9,790	8,802	494	1,120
PARAFFIN WAX Tons	2,397	1,719	1,529	1,712	2,410	10,90,887	7,95,795	7,11,626	7,90,162	12,32,437
PERFUMERY, NOT BEING PERFUMED SPIRITS Value	—	—	—	—	—	500	1,720	1,580	5,080	2,504
PROVISIONS AND OLIVAN'S STORES—										
GHI Cwts.	68	38	141	79	26	8,423	4,068	15,676	8,804	2,479

UNION OF SOUTH AFRICA—CAPE OF GOOD HOPE—concluded

EXPORTS THERETO—continued

INDIAN MERCHANDISE—continued

ARTICLES	QUANTITY					VALUE				
	1926-27	1927-28	1928-29	1929-30	1930-31	1926-27	1927-28	1928-29	1929-30	1930-31
SEEDS, ESSENTIAL . . . Tons	18	18	19	18	16	12,200	11,391	14,367	16,098	10,869
SPICES Cwts.	309	623	211	338	298	18,322	20,964	9,298	13,842	10,174
TEA, BLACK Lbs.	907,927	889,598	868,199	911,758	634,123	8,01,925	8,68,947	6,68,451	6,55,422	4,65,100
TEXTILES—										
Cotton manufactures (including twist and yarn) Value	—	—	—	—	—	55,000	89,341	1,05,535	1,09,322	37,013
Jute— Twist and yarn Lbs.	24,090	17,000	25,744	37,611	24,775	7,065	3,894	9,171	4,236	5,878
Manufactures—										
Gunny bags No.	3,925,185	3,786,075	3,762,350	5,640,550	4,946,370	33,12,915	28,07,560	28,99,679	20,06,720	25,44,599
„ cloth Yards	994,540	959,050	1,008,691	918,700	741,600	2,65,582	2,48,831	2,66,534	2,02,209	1,44,029
Rope and twine Cwts.	565	386	524	1,055	581	18,522	13,713	17,195	16,079	14,754
Other kinds „	4	90	173	692	5,515	9,892
Total Jute manufactures (including twist and yarn) Value	—	—	—	—	—	38,04,746	30,73,998	31,92,579	32,34,869	27,19,452
Wool—										
Manufactures—										
Carpets and floor rugs Lbs.	17,145	11,890	4,230	6,820	1,504	18,270	13,168	7,229	12,028	3,080
Toys and Requisites for games and sports, etc. Value	—	—	—	—	—	3,898	1,325	5,632	5,391	7,595
WAX OF ALL KINDS other than PARAFFIN WAX (excluding CANDLES) . Cwts.	3,600	6,680	..	100	..	81,900	1,51,970	..	2,099	..
WOOD AND TIMBER—										
Timber, other than railway sleepers—										
Teak wood . Cubic Tons	3,542	3,544	2,741	2,949	1,974	8,75,415	11,99,602	6,91,451	7,95,430	5,39,579
Other kinds of wood and Timber . Value	—	—	—	—	—	3,280	19,168	1,000
ALL OTHER ARTICLES OF MERCHANDISE „	—	—	—	—	—	22,792	13,130	18,801	28,434	29,828
GRAND TOTAL „	—	—	—	—	—	78,89,789	76,68,276	65,65,369	70,98,090	62,73,333

FOREIGN MERCHANDISE

ARTICLES	QUANTITY					VALUE				
	1926-27	1927-28	1928-29	1929-30	1930-31	1926-27	1927-28	1928-29	1929-30	1930-31
MACHINERY AND MILLWORK Value	—	—	—	—	—	5,100	75	7,354	..	20
PRINTING AND LITHOGRAPHING MACHINERY AND MATERIALS (excluding PAPER) „	—	—	—	—	—	2,428	15,769
Rubber Manufactures „	—	—	—	—	—	8,038
ALL OTHER ARTICLES OF MERCHANDISE „	—	—	—	—	—	11,911	17,862	13,083	22,082	9,935
GRAND TOTAL „	—	—	—	—	—	25,049	17,927	20,437	24,505	25,724
GRAND TOTAL OF INDIAN AND FOREIGN MERCHANDISE „	—	—	—	—	—	79,14,838	76,86,203	65,85,806	71,17,595	63,04,057

No. 13—continued

UNION OF SOUTH AFRICA—NATAL

IMPORTS THEREFROM

ARTICLES	QUANTITY					VALUE				
	1926-27	1927-28	1928-29	1929-30	1930-31	1926-27	1927-28	1928-29	1929-30	1930-31
ANIMALS, LIVING . . . No.	340	28	67	56	5	R	R	R	R	R
APPAREL (excluding HOSIERY AND BOOTS AND SHOES) . . . Value	—	—	—	—	—	34,400	13,600	17,750	1,502	2,350
						10,831	7,530	8,792	14,689	5,030
CHEMICALS AND CHEMICAL PREPARATIONS (excluding CHEMICAL MANURES AND MEDICINES) . . . Value	—	—	—	—	—	5	60	298	26,016	55,665
COAL AND COKE—										
Coal . . . Tons	85,788	154,586	105,238	197,404	121,038	18,71,771	31,85,331	19,87,013	36,86,747	21,42,554
Coke . . . "	1,970	4,446	14,558	9,180	18,020	60,124	1,37,057	4,42,339	2,62,263	4,66,617
Total Coal and Coke . . "	87,758	159,032	119,796	206,584	139,058	19,31,895	33,22,388	24,29,352	39,49,010	26,09,171
DYEING AND TANNING SUBSTANCES—										
Barks for tanning . . Cwts.	116,735	176,015	283,709	258,135	203,201	8,30,227	17,33,832	25,43,436	18,74,546	13,06,390
Other sorts (including lacdye) . . Value	—	—	—	—	—	169	250	224	10,096	936
Total Dyeing and Tanning substances . . "	—	—	—	—	—	8,30,396	17,34,082	25,43,660	18,84,642	13,07,326
FRUITS AND VEGETABLES . . "	—	—	—	—	—	51,150	21,447	20,991	32,943	30,111
HIDES AND SKINS, RAW . Tons	..	25	12	..	12	..	48,269	22,114	..	10,402
INSTRUMENTS, APPARATUS AND APPLIANCES AND PARTS THEREOF . . . Value	—	—	—	—	—	2,115	4,947	13,653	4,991	6,152
PRECIOUS STONES AND PEARLS, UNSET . . . "	—	—	—	—	—	20,084	1,468	14,765
PROVISIONS AND OILMAN'S STORES (including FISH AND FRUITS AND VEGETABLES, CANNED OR BOTTLED) . . "	—	—	—	—	—	9,985	52,663	34,379	36,383	30,109

UNION OF SOUTH AFRICA—NATAL—continued

IMPORTS THEREFROM—continued

ARTICLES	QUANTITY					VALUE				
	1926-27	1927-28	1928-29	1929-30	1930-31	1926-27	1927-28	1928-29	1929-30	1930-31
						R	R	R	R	R
TEXTILES—										
Cotton—										
Raw Tons	135	1,72,400
Manufactures—										
Piecegoods—										
Coloured, printed or dyed Yards	22,848	15,085	19,777	15,511	5,118	18,083	13,584	16,770	13,219	4,313
POSTAL ARTICLES NOT SPECIFIED Value	—	—	—	—	—	47,578	50,560	38,477	55,707	50,685
ALL OTHER ARTICLES OF MERCHANDISE	—	—	—	—	—	63,711	57,485	58,650	76,356	70,372
TOTAL	—	—	—	—	—	81,72,439	53,26,615	52,25,572	60,46,980	42,87,835

EXPORTS THERETO

INDIAN MERCHANDISE

ARTICLES	QUANTITY					VALUE				
	1926-27	1927-28	1928-29	1929-30	1930-31	1926-27	1927-28	1928-29	1929-30	1930-31
						R	R	R	R	R
APPAREL (including DRAPERY, UNIFORMS, ACCOUTREMENTS, BUT excluding HOSIERY AND BOOTS AND SHOES) Value	—	—	—	—	—	5,50,920	4,67,589	5,10,141	6,26,204	3,71,640
BOOKS, PRINTED, AND PRINTED MATTER (not being STATIONERY), including MAPS AND CHARTS Cwts.	36	70	52	84	527	5,501	7,026	8,190	8,416	8,079
COIR, MANUFACTURED (excluding ROPE) Tons	567	401	381	277	502	1,73,188	1,26,057	1,11,145	77,657	1,50,912
DRUGS AND MEDICINES (excluding CHEMICALS AND NARCOTICS) Value	—	—	—	—	—	10,012	12,061	15,009	17,788	18,416
DYING AND TANNING SUBSTANCES—										
Myrobalans Cwts.	644	441	1,026	803	504	5,510	3,752	8,136	6,621	4,310
Myrobalan extracts	667	140	509	206	..	8,403	1,889	8,128	3,062	..
Turmeric	2,087	1,604	2,004	1,989	2,168	1,07,714	86,782	1,18,359	87,587	70,878
Other sorts	14	8	17	28	1	505	415	950	1,231	20
Total Dyeing and Tanning substances	3,362	2,193	3,556	3,021	2,673	1,22,132	92,788	1,30,608	98,471	75,208

No. 13—continued

UNION OF SOUTH AFRICA—NATAL—continued

EXPORTS THERE TO—continued

INDIAN MERCHANDISE—continued

ARTICLES	QUANTITY					VALUE				
	1926-27	1927-28	1928-29	1929-30	1930-31	1926-27	1927-28	1928-29	1929-30	1930-31
FISH (excluding CANNED FISH)—						R	R	R	R	R
Fish, dry, unsalted . . . Cwts.	352	836	787	950	989	28,455	43,875	41,095	45,011	40,836
FRUITS AND VEGETABLES—										
Fruits and vegetables : dried, salted, or pre- served, all sorts . . . TONS	248	287	183	304	227	35,986	39,909	32,375	37,782	26,770
GRAIN, PULSE AND FLOUR—										
Jowar and Bajra . . . "	165	66	24,572	172	427	387	7,462
Pulse—										
Beans "	5	7	8	37	8	1,020	2,530	2,154	6,875	2,228
Gram "	162	146	176	152	132	48,580	47,086	57,109	50,156	40,625
Lentils "	181	200	110	99	170	46,117	49,954	30,624	26,454	32,894
Other sorts "	1,682	1,474	1,585	1,639	1,554	3,76,685	3,39,480	3,74,856	3,72,784	2,84,450
Total Pulse "	2,030	1,827	1,879	1,927	1,864	4,71,402	4,39,050	4,64,743	4,56,249	3,60,197
Rice not in the husk . . . "	17,781	22,151	20,259	19,186	22,135	34,93,542	41,65,371	37,50,329	35,35,223	32,00,598
Wheat "	3,009	1	1	..	1	4,80,250	290	616	666	626
Wheat flour in bags . . . "	9	5	26	14	3	2,589	1,647	6,040	3,598	1,304
Other sorts "	122	139	180	170	224	34,188	38,452	34,313	38,990	39,255
Total Grain, Pulse and Flour "	23,107	24,123	22,295	21,297	24,327	45,08,543	46,44,082	42,56,468	40,35,113	36,09,497
INSTRUMENTS, APPARA- TUS, AND APPLIANCES AND PARTS THEREOF . . . Value	—	—	—	—	—	7,428	58,428	79,648	44,637	47,923
KAPOK Cwts.	913	1,209	1,032	1,217	1,400	65,117	78,100	50,291	60,225	54,286
LAC—										
Button "	75	27	93	106	99	8,827	4,950	12,333	12,340	8,000
Shell "	314	124	416	366	276	29,880	18,322	51,686	44,808	18,963
Total Lac "	389	151	514	472	375	38,707	23,272	64,019	57,648	26,963
LEATHER— Manufactures Value	—	—	—	—	—	8,130	8,500	8,650	12,315	4,467
METALS AND ORES—										
Brass, bronze and similar alloys, wrought . . . Cwts.	249	185	278	355	103	43,261	31,880	40,923	49,081	10,964
Iron or Steel Tons	30	603	500	1,650	..	45	28,227	22,120
Other sorts "	3	2	3	5	5	10,855	9,975	10,275	17,230	17,355
Total Metals and Ores . . . "	45	12	17	625	610	55,866	41,855	51,248	94,538	50,439
OILS—										
Vegetable, non-essential— Castor Gals.	32,220	53,794	41,347	51,104	30,707	61,774	1,08,048	1,01,415	81,862	50,785
Linseed "	36	5,535	10,535	116	18,332	30,125
Mustard or rape "	75,605	68,127	50,264	38,160	18,152	2,03,568	1,81,900	1,26,900	98,236	39,606
Other sorts "	1,585	1,325	477	1,605	802	5,504	5,094	999	4,329	3,152
Total Vegetable, non- essential "	109,446	123,246	92,088	96,404	60,196	2,71,047	2,95,042	2,29,314	2,08,369	1,23,668
Other kinds "	9	8	292	260	20	4,050
Total Oils "	109,446	123,246	92,097	96,412	60,488	2,71,047	2,95,042	2,29,574	2,08,379	1,27,718
PARAFFIN WAX Tons	604	695	232	433	592	2,74,320	3,22,114	1,09,202	2,24,665	3,08,350
PETROLEUM (not being per- fumed spirits) Value	—	—	—	—	—	4,643	6,864	4,060	6,440	6,290
PROVISIONS AND OILMAN'S STORES (including fish, and fruits and vegetables, canned or bottled)—										
Ghi Cwts.	965	1,666	1,693	1,584	1,124	1,03,586	1,75,728	1,77,074	1,53,785	98,897
Pickles, chutnies, and condiments "	123	88	103	75	63	12,164	8,400	9,340	7,940	6,370
Other sorts of provisions . . . Value	—	—	—	—	—	16,562	9,235	5,055	4,394	3,707
Total Provisions and Oil- man's stores "	—	—	—	—	—	1,32,312	1,92,363	1,87,069	1,66,119	1,03,974

UNION OF SOUTH AFRICA—NATAL—continued

EXPORTS THEREFROM—continued

INDIAN MERCHANDISE—continued

ARTICLES	QUANTITY					VALUE				
	1926-27	1927-28	1928-29	1929-30	1930-31	1926-27	1927-28	1928-29	1929-30	1930-31
SEEDS—										
Oil-seeds—										
Essential . . . Tons	123	89	117	118	115	1,06,184	74,612	1,15,420	96,243	78,625
Non-essential—										
Groundnuts . . . "	11	150	400	850	900	4,370	35,249	89,375	1,71,125	98,626
Mustard . . . "	7	1	14	3	6	2,817	1,504	7,015	2,130	3,620
Rape . . . "	14	27	9	22	0	9,150	15,935	5,175	10,403	3,924
Other sorts . . . "	6	15	11	12	8	2,499	6,117	5,302	5,038	4,893
Total Seeds, Non-essential . . . "	38	193	434	887	920	18,836	58,805	1,06,867	1,88,696	1,11,062
Other than oil-seeds . . . "	30	100	115	155	145
Total Seeds . . . "	161	282	551	1,000	1,085	1,25,050	1,33,417	2,22,402	2,85,094	1,89,832
SPICES—										
Betelnuts . . . Cwts.	1,454	1,508	1,679	1,424	2,123	75,168	94,481	1,07,376	84,748	94,697
Cardamoms . . . "	43	54	61	44	75	6,565	5,975	6,475	5,050	7,636
Chillies . . . "	613	116	23	303	1,407	28,521	4,412	1,280	10,228	44,858
Pepper . . . "	105	315	250	155	45	6,974	22,979	23,889	15,045	4,335
Other sorts . . . "	66	101	22	10	35	2,753	3,935	322	502	636
Total Spices . . . "	2,281	2,094	2,035	1,936	3,685	1,19,986	1,31,782	1,39,792	1,15,573	1,52,252
SUGAR . . . Tons	11	11	13	7	12	6,927	6,073	3,508	3,777	4,276
TEA, BLACK . . . Lbs.	230,087	257,909	240,875	197,685	139,152	1,99,147	2,52,124	2,36,589	1,80,692	1,36,793
TEXTILES—										
Cotton—										
Waste . . . Cwts.	1,096	643	946	2	..	30,968	19,500	32,800	40	..
Twist and yarn . . . Lbs.	50,000	241,565	48,500	57,600	204,200	25,000	1,25,052	23,711	23,012	93,500
Manufactures—										
Plecooods . . . Yards	1,079,183	973,228	1,004,715	612,506	259,968	4,66,505	4,80,205	4,09,051	3,49,535	1,14,990
Thread, sewing . . . Lbs.	3,134	6,847	6,956	20,135	3,278	7,925	18,350	15,725	33,433	17,100
Other sorts of manufac- tures . . . Value	—	—	—	—	—	10,456	12,055	19,110	19,260	17,233
Total Cotton manufac- tures (including twist and yarn) . . . "	—	—	—	—	—	5,09,886	6,35,662	4,67,597	3,35,240	2,42,823
Haberdsbery and Mill- inery . . . "	—	—	—	—	—	3,236	3,620	5,038	7,620	1,074
Jute—										
Twist and yarn . . . Lbs.	144,792	40,100	103,700	190,934	170,184	37,634	8,030	23,801	38,706	32,176
Manufactures—										
Gunny bags . . . No.	12,200,900	14,763,700	16,421,338	15,125,774	15,040,709	70,27,759	30,11,403	37,16,934	67,30,877	54,95,375
cloth . . . Yards	2,915,700	2,705,292	3,267,050	4,532,350	4,909,516	6,54,545	6,28,129	8,30,972	10,89,735	9,04,052
Rope and twine . . . Cwts.	4,123	4,728	4,395	2,161	3,704	1,20,396	1,23,052	1,11,946	53,701	79,965
Other kinds . . . Value	—	—	—	—	—	510	3,513	2,310
Total Jute manufac- tures (including twist and yarn) . . . "	—	—	—	—	—	78,40,834	37,70,614	96,84,163	79,66,532	65,14,373
Silk manufactures . . . "	—	—	—	—	—	6,973	2,300	550	775	590
Woollen manufactures . . . "	—	—	—	—	—	64,644	53,356	55,914	29,762	19,319
TOYS AND REQUISITES FOR GAMES AND SPORTS (including FISHING TACKLE (other than FIRMARKS)) . . . "	—	—	—	—	—	21,691	14,778	20,163	16,759	3,019
UMBRELLAS AND UMBRELLA FITTINGS . . . No.	132	1,361	4,720	2,703	516	1,020	3,475	6,060	6,055	1,058
WOOD AND TIMBER—										
Timber (other than Rail- way sleepers)—										
Teak wood . . . Cubic tons	859	2,050	1,630	1,072	2,472	2,47,468	6,00,422	4,35,621	3,21,523	7,48,660
Other kinds . . . Value	—	—	—	—	—	1,749	1,949	2,889	3,117	1,377
Total Wood and Timber . . . "	—	—	—	—	—	2,49,217	6,02,371	4,38,510	3,24,640	7,50,037

No. 13—continued

UNION OF SOUTH AFRICA—NATAL—concluded

EXPORTS THERETO—concluded

INDIAN MERCHANDISE—concluded

ARTICLES	QUANTITY					VALUE				
	1926-27	1927-28	1928-29	1929-30	1930-31	1926-27	1927-28	1928-29	1929-30	1930-31
POSTAL ARTICLES . . . Value	—	—	—	—	—	R	R	R	R	R
ALL OTHER ARTICLES OF MERCHANDISE . . . "	—	—	—	—	—	1,49,868	1,92,628	1,70,525	1,78,654	1,24,574
GRAND TOTAL . . . "	—	—	—	—	—	1,56,58,506	1,73,16,101	1,74,18,871	1,53,03,821	1,32,50,985

FOREIGN MERCHANDISE

ARTICLES	QUANTITY					VALUE				
	1926-27	1927-28	1928-29	1929-30	1930-31	1926-27	1927-28	1928-29	1929-30	1930-31
APPAREL (including DRAPERY, UNIFORMS, ACCOUTREMENTS, BUT excluding HOSIERY AND BOOTS AND SHOES) . . . Value	—	—	—	—	—	R	R	R	R	R
BUILDING AND ENGINEERING MATERIALS, OTHER THAN OF IRON, STEEL OR WOOD . . . "	—	—	—	—	—	45	1,16,860
COAL AND COKE . . . Tons	2,690	550	532	2,048	187	68,095	12,100	9,776	37,881	3,539
DRUGS AND MEDICINES (excluding CHEMICALS AND NARCOTICS) . . . Value	—	—	—	—	—	6,423	6,140	4,885	6,330	4,860
FRUITS AND VEGETABLES . . . "	—	—	—	—	—	6,227	6,627	5,847	8,576	1,669
GUMS AND RESINS . . . Cwts.	95	69	90	94	101	6,360	4,447	7,015	7,075	8,005
MACHINERY AND MILLWORK Value	—	—	—	—	—	3,525	8,566	4,725	234	23,034
Metals and Ores—										
Brass, Bronze, etc. . . Cwts.	..	80	3	..	7	..	6,832	550	..	600
Othersorts of metals. Tons.	1	450	800	700	225
TOTAL METALS AND ORES . . . "	..	2	1	7,282	1,350	700	825
TEXTILES—										
Cotton—										
Manufactures—										
Piece goods—										
Grey (unbleached) . . . Yards	6,600	39	..	2,880	14	..
White (bleached) . . . "	..	20,00	1,000	4,500	375
Coloured, printed, or dyed . . . "	14,080	18,15	14,600	29,400	18,200	7,945	8,560	7,800	15,625	7,100
Total Piece goods . . . "	20,680	38,158	15,600	29,439	18,200	10,825	13,060	8,175	15,639	7,100
Thread, Sewing . . . Lbs.	13,314	9,959	18,938	5,245	11,374	60,249	37,894	70,742	15,000	37,783
Other sorts of manufactures . . . Value	—	—	—	—	—	..	1,000	800
Total Cotton manufactures (including twist and yarn) . . . "	—	—	—	—	—	71,074	51,954	79,717	30,639	44,883
Haberdashery and millinery . . . "	—	—	—	—	—	6,350	2,100	2,540	7,519	7,325
Wool—										
Woolen manufactures . . . "	—	—	—	—	—	5,044	4,022	895	11,836	2,386
Vehicles (excluding Locomotives for Railways, etc.) . . . "	—	—	—	—	—	2,415	..	5,137	18,500	29,300
POSTAL ARTICLES . . . "	—	—	—	—	—	44,508	54,103	46,839	98,336	35,606
ALL OTHER ARTICLES OF MERCHANDISE . . . "	—	—	—	—	—	22,486	22,188	35,648	40,676	28,097
GRAND TOTAL . . . "	—	—	—	—	—	2,49,607	1,97,120	2,97,624	2,69,375	3,12,747
GRAND TOTAL OF INDIAN AND FOREIGN MERCHANDISE . . . "	—	—	—	—	—	1,59,08,118	1,75,18,221	1,76,21,495	1,55,72,696	1,35,63,682

UNION OF SOUTH AFRICA—TRANSVAAL

IMPORTS THEREFROM

ARTICLES	QUANTITY					VALUE				
	1926-27	1927-28	1928-29	1929-30	1930-31	1926-27	1927-28	1928-29	1929-30	1930-31
						R	R	R	R	R
Liquors, (including denatured and perfumed spirits—										
Spirit, Perfumed . . . Gals.	108	18	12,344	..
POSTAL ARTICLES NOT SPECIFIED . . . Value	—	—	—	—	—	..	18	1,212
ALL OTHER ARTICLES OF MERCHANDISE . . . "	—	—	—	—	—	2,151	1,791	11,178	3,624	12,093
GRAND TOTAL . . . "	—	—	—	—	—	2,151	1,807	12,403	15,868	12,093

EXPORTS THEREETO

INDIAN MERCHANDISE

ARTICLES	QUANTITY					VALUE				
	1926-27	1927-28	1928-29	1929-30	1930-31	1926-27	1927-28	1928-29	1929-30	1930-31
						R	R	R	R	R
GRAIN, PULSE AND FLOUR—										
Rice not in the husk . Tons	332	206	58	18	..	70,360	42,594	11,107	2,625	..
Other sorts "	23	24	4	5,085	4,925	900
Total Grain, Pulse and Flour "	355	230	62	18	..	75,445	47,519	12,007	2,625	..
TEXTILES—										
Cotton—										
Manufactures—										
Piecegoods—										
Grey (unbleached) . Yds.	32,400	10,800	..
Jute—										
Manufactures—										
Gunny bags . . . No.	89,900	38,500	71,000	42,561	14,725	38,601
" cloth . . . Yards	10,000	215,000	2,200	62,800
POSTAL ARTICLES . . . Value	—	—	—	—	—	57,023	1,23,224	92,112	1,09,794	82,146
ALL OTHER ARTICLES OF MERCHANDISE . . . "	—	—	—	—	—	3,107	5,152	6,416	290	1,701
GRAND TOTAL . . . "	—	—	—	—	—	1,80,336	2,53,420	1,49,136	1,23,509	83,847

FOREIGN MERCHANDISE

ARTICLES	QUANTITY					VALUE				
	1926-27	1927-28	1928-29	1929-30	1930-31	1926-27	1927-28	1928-29	1929-30	1930-31
						R	R	R	R	R
POSTAL ARTICLES . . . Value	—	—	—	—	—	9,778	14,507	17,242	23,822	18,444
GRAND TOTAL . . . "	—	—	—	—	—	9,778	14,507	17,242	23,822	18,444
GRAND TOTAL OF INDIAN AND FOREIGN MERCHANDISE . . . value	—	—	—	—	—	1,90,114	2,67,927	1,66,378	1,47,331	1,02,291

No. 13—continued

RHODESIA

IMPORTS THEREFROM

ARTICLES	QUANTITY					VALUE				
	1926-27	1927-28	1928-29	1929-30	1930-31	1926-27	1927-28	1928-29	1929-30	1930-31
TOTAL VALUE	—	—	—	—	—	R 9,360	R 20	R ..	R 1,040	R ..

EXPORTS THERETO

INDIAN MERCHANDISE

ARTICLES	QUANTITY					VALUE				
	1926-27	1927-28	1928-29	1929-30	1930-31	1926-27	1927-28	1928-29	1929-30	1930-31
TEXTILES—						R	R	R	R	R
Jute—										
Manufactures—										
Gunny bags . . . No.	192,500	349,800	1,34,595	1,80,679
„ cloth . . . Yards	245,000	84,500	5,000	59,940	19,735	1,150
Rope and twine . . . Cwts.	968	280	40,070	7,130
ALL OTHER ARTICLES OF MERCHANDISE . . . Value	—	—	—	—	—	2,649	1,512	400	1,837	2,100
GRAND TOTAL	—	—	—	—	—	2,37,254	2,09,056	1,550	1,837	2,100

FOREIGN MERCHANDISE

ARTICLES	QUANTITY					VALUE				
	1926-27	1927-28	1928-29	1929-30	1930-31	1926-27	1927-28	1928-29	1929-30	1930-31
TOTAL VALUE	—	—	—	—	—	R ..	R 100	R ..	R ..	R ..
GRAND TOTAL OF INDIAN AND FOREIGN MERCHAN- DISE . . . Value	—	—	—	—	—	2,37,254	2,09,156	1,550	1,837	2,100

PORTUGUESE EAST AFRICA

IMPORTS THEREFROM

ARTICLES	QUANTITY					VALUE				
	1926-27	1927-28	1928-29	1929-30	1930-31	1926-27	1927-28	1928-29	1929-30	1930-31
CLOCKS AND WATCHES AND PARTS THEREOF—						R	R	R	R	R
Clocks and time-pieces . No.	2,023	7	8	1	1	15,907	1,310	55	..	3
COAL AND COKE—										
Coal . . . Tons	25,521	35,216	20,681	150	5,061	4,92,022	7,93,044	3,65,792	3,300	96,154
DRUGS AND MEDICINES (excluding CHEMICALS AND NARCOTICS) . . . Value	—	—	—	—	—	1,891	60	1,468	11,573	8,069
FRUITS AND VEGETABLES . . .	—	—	—	—	—	1,97,910	3,67,554	2,33,398	5,62,668	6,40,784
GRAIN, PULSE, AND FLOUR—										
Beans (dry) . . . Tons	50	4	11	13	58	10,520	800	2,470	2,980	14,635
Pulse . . . „	169	114	54	85	25	41,860	20,846	9,348	18,456	5,343
Other sorts . . . „	..	59	..	9	66	..	5,920	..	1,015	9,282
Total Grain, Pulse and Flour „	219	177	65	107	149	52,380	27,566	11,818	22,451	29,260
IVORY—										
Unmanufactured . . . Lbs.	1,821	164	1,133	166	323	10,877	1,100	7,370	1,260	2,360
METALS AND ORES—										
Brass . . . Cwts.	154	33	1	31	30	4,090	880	20	1,383	796
Copper . . . „	50	50	4	8	609	1,420	1,884	113	280	26,625
Zinc or Spelter unwrought „	3,181	7,208	5	53,614	1,03,251
Other Metals . . . Tons	2	23	1	722	1,133	..	54	976
Total Metals and Ores „	12	27	..	161	394	6,232	3,897	138	55,331	1,31,648
PROVISIONS AND OILMAN'S STORES, ETC. . . Value	—	—	—	—	—	541	2,725	16,113	6,017	6,415

PORTUGUESE EAST AFRICA—continued

IMPORTS THEREFROM—continued

ARTICLES	QUANTITY					VALUE				
	1926-27	1927-28	1928-29	1929-30	1930-31	1926-27	1927-28	1928-29	1929-30	1930-31
						R	R	R	R	R
SALT Tons	..	6,900	2,177	..	1,97,235	48,164
SEEDS—										
Oil-seeds—										
Non-essential—										
Sesamum (oil or lin) . . . "	51	23	16,027	3,048
Other kinds "	72	83	12	161	207	27,473	13,989	5,351	49,376	47,028
Total Seeds "	123	83	12	161	235	43,500	13,989	5,351	49,376	50,076
SHELLS AND COWRIES—										
Cowries Cwts.	11,334	4,171	5,443	4,501	4,679	74,321	23,344	31,892	23,965	22,763
Shells Value	—	—	—	—	—	1,537	580	441	580	..
Total Shells and Cowries "	—	—	—	—	4,679	75,858	23,924	32,333	24,545	22,768
SPICES—										
Cloves Cwts.	565	22,999	..
SUGAR—										
Sugar, 16 Dutch standard and above Tons	447	.. 150	86,743	30,000
Beet Sugar "	200	40,000	..
Total "	647	150	1,26,748	30,000
TEXTILES—										
Cotton—										
Raw "	23	38	93	7	30	25,394	47,310	1,91,400	4,300	20,200
Artificial Silk Value	—	—	—	—	—	..	12,793	2,127	15,162	2,522
POSTAL ARTICLES NOT SPECIALLY CLASSIFIED "	—	—	—	—	—	5,298	4,174	3,740	4,382	2,051
ALL OTHER ARTICLES OF MERCHANDISE "	—	—	—	—	—	3,708	11,897	36,028	30,028	15,529
GRAND TOTAL "	—	—	—	—	—	9,37,018	15,09,079	8,99,769	9,38,115	11,06,593

EXPORTS THERETO

INDIAN MERCHANDISE

ARTICLES	QUANTITY					VALUE				
	1926-27	1927-28	1928-29	1929-30	1930-31	1926-27	1927-28	1928-29	1929-30	1930-31
						R	R	R	R	R
APPAREL (including DRESSERY, UNIFORMS, ACCOUTREMENTS but excluding HOSIERY AND BOOTS AND SHOES) Value	—	—	—	—	—	72,500	2,01,111	89,074	1,20,515	88,404
BOOTS AND SHOES Pairs	4,952	7,425	5,297	12,481	14,815	7,232	12,035	10,920	21,934	21,665
CANDLES OF ALL KINDS Lbs.	21,562	44,347	13,321	28,438	17,500	6,065	12,722	3,766	7,998	4,922
COIR, MANUFACTURED (excluding ROPE) Tons	10	1	6	3	3	5,535	730	1,355	1,655	1,337
CORDAGE AND ROPES OF VEGETABLE FIBRE (excluding JUTE AND COTTON) Cwts.	149	555	554	777	73	2,380	18,210	11,863	18,918	2,759
DRUGS AND MEDICINES (excluding CHEMICALS AND NARCOTICS) Value	—	—	—	—	—	12,028	16,235	10,620	12,694	14,415
DYING AND TANNING SUBSTANCES Cwts.	334	372	402	584	660	10,476	10,621	13,357	14,180	17,641
FISH (excluding CANNED FISH)—										
Fish, dry, unsalted "	320	285	508	490	629	9,105	9,309	15,407	19,125	20,137
FRUITS AND VEGETABLES Value	—	—	—	—	—	2,591	18,328	31,127	23,977	12,682
FURNITURE AND CABINETWARE "	—	—	—	—	—	1,932	1,970	3,740	6,803	6,330
GLASS AND GLASSWARE "	—	—	—	—	—	5,965	3,975	1,260	1,935	655
GRAIN, PULSE AND FLOUR—										
Pulse Tons	217	436	271	308	366	70,127	1,03,520	90,416	1,05,204	1,08,567
Rice, not in the husk "	6,273	8,008	7,290	7,987	9,139	13,22,216	16,25,161	14,47,872	15,72,825	14,79,945
Rice flour and ground rice "	1	4	3	2	2	755	1,055	660	960	648
Wheat "	4	3	1	..	3	780	992	880	641	1,002
Wheat flour "	180	199	211	245	204	46,001	50,137	55,536	53,794	48,029
Other sorts "	49	35	27	37	46	9,675	8,791	6,819	9,368	12,162
Total Grain, Pulse and Flour "	6,724	8,676	7,803	8,579	9,810	14,49,554	17,89,656	16,01,603	17,48,262	16,50,344

No. 13—continued

PORTUGUESE EAST AFRICA—continued

EXPORTS THERETO—continued

INDIAN MERCHANDISE—continued

ARTICLES	QUANTITY					VALUE				
	1926-27	1927-28	1928-29	1929-30	1930-31	1926-27	1927-28	1928-29	1929-30	1930-31
HARDWARE AND CUTLERY (including PLATED WARE) Value	—	—	—	—	—	R	R	R	R	R
KAPOK Cwts.	192	686	328	567	572	24,187	42,000	33,437	35,883	27,066
LAO "	62	125	228	283	195	13,000	37,089	14,277	25,758	22,173
LEATHER—Manufactures (excluding boots and shoes) Value	—	—	—	—	—	16,057	24,798	18,440	27,475	16,100
METALS AND ORES—Brass, bronze and similar alloys, wrought Cwts.	129	93	100	109	108	23,976	15,656	15,723	15,140	14,644
Iron or Steel Tons	153	50	00	77	56	8,088	5,290	6,590	9,704	3,485
Others "	1	2	2	2	3	2,240	5,580	6,250	6,051	6,950
Total Metals and Ores	161	65	67	84	64	34,264	26,526	28,563	30,895	25,029
OILS—Vegetable, non-essential—Castor Gals.	2,087	2,442	1,789	3,062	3,180	3,341	4,275	3,087	5,544	4,506
Ground nut "	187	1,779	800	7,400	..
Other sorts "	15	287	520	166	303	81	575	958	471	1,312
Total Vegetable, non-essential	2,102	2,729	2,496	5,027	3,483	3,422	4,850	4,795	13,415	5,818
Other kinds "	96	627	77	36	44	550	1,378	496	410	800
Total Oils	2,198	3,356	2,573	5,063	3,527	3,972	6,228	5,291	13,825	6,618
PARAFFIN WAX Tons	3,075	5,496	3,004	2,593	5,858	14,37,010	32,51,892	19,06,016	15,94,731	34,46,475
PERFUMERY (not being perfumed spirits) Value	—	—	—	—	—	3,285	5,221	4,806	5,365	4,308
PROVISIONS AND OIL-MAN'S STORES—Butter Cwts.	13	17	20	44	12	1,400	2,705	3,166	5,880	1,250
Ghl "	334	383	158	253	197	43,386	37,007	17,232	31,430	20,004
Other sorts of provisions Value	—	—	—	—	—	8,941	8,132	8,024	11,116	9,765
Total Provisions and Oilman's stores	—	—	—	—	—	53,727	48,534	27,421	47,925	31,019
SEEDS Tons	50	140	189	109	50	93,205	84,830	93,304	68,126	67,989
SPICES Cwts.	237	420	1,166	438	359	14,217	28,580	1,15,115	26,861	21,093
STATIONERY Value	—	—	—	—	—	1,540	4,697	4,737	6,054	3,025
SUGAR Tons	18	23	24	13	16	9,043	11,074	11,615	9,409	8,923
TEA, BLACK Lbs.	68,809	67,483	73,361	117,466	48,831	73,450	64,559	60,476	89,807	85,533
TEXTILES—Cotton—Waste Cwts.	1,174	1,397	512	2,063	1,709	80,815	89,943	14,595	65,157	44,119
Twist and yarn Lbs.	..	800	36,600	117,200	170,606	..	800	18,262	60,199	88,340
Manufactures—Hooley Value	—	—	—	—	—	3,850	4,900	4,050	5,635	4,125
Piece goods—Grey (unbleached) Yards	2,325,655	4,517,775	2,230,220	2,380,200	2,205,450	8,24,411	13,73,531	7,01,656	6,68,871	6,31,552
White (bleached) ..	47,606	79,341	57,877	120,810	37,105	13,754	29,119	13,977	34,857	12,060
Coloured, printed, or dyed "	7,465,787	5,958,905	5,886,605	5,376,048	4,377,071	15,74,522	15,22,680	12,58,985	11,45,190	9,31,612
Total Piece goods	10,339,048	10,550,111	7,674,702	7,877,058	6,619,626	27,12,687	29,25,330	19,74,593	18,43,918	15,75,224
Thread, sewing Lbs.	44,359	57,951	37,735	33,964	23,862	58,966	72,024	61,820	43,003	30,650
Other sorts of manufactures Value	—	—	—	—	—	1,06,614	1,98,254	89,451	71,946	43,713
Total Cotton manufactures (excluding twist and yarn)	—	—	—	—	—	28,82,117	32,01,908	21,48,781	20,24,721	17,48,052

No. 13—continued
 PORTUGUESE EAST AFRICA—continued
 EXPORTS THERETO—continued

INDIAN MERCHANDISE—concluded

ARTICLES	QUANTITY					VALUE				
	1926-27	1927-28	1928-29	1929-30	1930-31	1926-27	1927-28	1928-29	1929-30	1930-31
TEXTILES—continued						R	R	R	R	R
Flax Manufactures . Value	—	—	—	—	—	8,250	9
Haberdashery and Millinery "	—	—	—	—	—	9,230	18,925	17,738	32,260	24,961
Jute—										
Twist and yarn . Lbs.	162,774	59,804	184,368	256,928	177,700	38,427	10,489	33,755	55,872	30,901
Manufactures—										
Gunny bags . No.	8,404,360	9,670,240	12,415,236	13,552,036	12,389,315	46,31,454	47,38,957	57,99,192	50,56,603	37,15,444
cloth . Yards	1,209,000	1,764,250	1,249,600	1,391,300	914,000	2,69,463	4,60,695	3,13,885	3,07,173	1,33,492
Rope and twine . Cwts.	2,542	4,279	2,971	2,268	2,703	71,277	1,00,238	71,045	56,862	58,605
Other kinds . Value	—	—	—	—	—	200	7,855	1,065
Total Jute manufactures (including Twist and yarn) "	—	—	—	—	—	50,10,621	53,05,429	62,18,077	54,84,125	39,30,507
Wool—										
Manufactures—										
Carpets and rugs . Lbs.	5,199	3,177	7,152	2,603	2,012	5,564	6,240	7,163	3,540	2,234
Other textiles—										
Manufactured . Value	—	—	—	—	—	5,085	6,085	450	500	..
TOYS AND REQUISITES FOR GAMES AND SPORTS (including FISHING TACKLE other than FISHARMS)										
"	—	—	—	—	—	750	1,663	1,433	964	2,242
UMBRELLAS (including PARASOLS AND SUNSHADES) No.	4,044	4,524	11,372	10,859	3,904	5,850	11,150	19,246	20,629	5,850
WOOD AND TIMBER—										
Timber other than railway sleepers—										
Teak wood . Cubic Tons	3,419	2,746	2,306	1,430	424	3,96,798	3,39,081	6,00,995	3,86,831	1,12,700
POSTAL ARTICLES . Value	—	—	—	—	—	1,86,469	87,671	94,029	66,334	53,171
ALL OTHER ARTICLES OF MERCHANDISE . "	—	—	—	—	—	24,520	39,051	42,912	46,622	63,386
GRAND TOTAL . "	—	—	—	—	—	1,24,33,840	1,53,04,495	1,38,13,416	1,21,71,389	1,15,56,264

FOREIGN MERCHANDISE

ARTICLES	QUANTITY					VALUE				
	1926-27	1927-28	1928-29	1929-30	1930-31	1926-27	1927-28	1928-29	1929-30	1930-31
						R	R	R	R	R
APPAREL (including DRAPERY, UNIFORM, ACCOUTREMENTS BUT excluding HOSIERY AND BOOTS AND SHOES) . Value	—	—	—	—	—	9,359	6,721	8,885	11,172	10,666
COAL AND COKE . Tons	..	1,440	40,840
SEDAGE AND ROPE OF VEGETABLE FIBRE (excluding JUTE AND COTTON) . Cwts.	40	91	105	15	41	1,200	2,889	6,579	912	3,647
UTILITY . Value	—	—	—	—	—	22,140	24,062	29,226	22,647	22,426
WEREWARE AND PORCELAIN (including PIPES OF BATHWARE) . "	—	—	—	—	—	2,741	3,238	6,656	3,392	4,800
SH (excluding CANNED FISH) FISH, DRY, (SALTED AND UNSALTED) . Cwts.	103	5,750	..
FRUITS AND VEGETABLES . Value	—	—	—	—	—	9,779	10,402	10,495	9,997	6,703
BEADS AND GLASSWARE—										
Beads and false pearls . Cwts.	66	54	128	74	36	3,296	3,454	3,069	3,703	2,215
Other Glassware . Value	—	—	—	—	—	9,109	9,511	6,371	6,302	5,831
Total Beads and Glassware . "	—	—	—	—	—	12,405	12,965	14,440	10,017	8,046

No. 13—continued

PORTUGUESE EAST AFRICA—continued

EXPORTS THERETO—continued

FOREIGN MERCHANDISE—continued

ARTICLES	QUANTITY					VALUE				
	1926-27	1927-28	1928-29	1929-30	1930-31	1926-27	1927-28	1928-29	1929-30	1930-31
						R	R	R	R	R
GUMS AND RESINS . . . Cwts.	69	146	194	178	64	2,331	5,550	6,995	3,976	1,909
HARDWARE (excluding OUTLERY AND ELECTRO- PLATED WARE) . . . Value	—	—	—	—	—	12,116	13,194	18,626	12,210	10,951
LEATHER MANUFACTURES (excluding boots and shoes) . . .	—	—	—	—	—	5,010	10,370	3,373	1,990	1,729
MACHINERY AND MILLWORK . . .	—	—	—	—	—	17,024	4,442	2,327	15,075	13,255
MACHINES . . . Gross of boxes	31,975	18,650	7,600	5,200	..	77,838	39,280	14,200	10,490	..
MATS AND MATTING . . . Sq. Yds.	3,063	5,652	2,350	2,054	2,924	1,695	6,800	3,850	2,051	1,931
METALS AND ORES . . . Tons	8	5	22	18	26	7,417	8,273	8,050	8,764	11,455
OILS . . . Gals.	21,963	13,232	172	17,259	275	23,437	23,327	407	9,508	840
PAINTS AND COLOURS . . . Cwts.	63	43	53	69	103	7,424	6,704	6,600	5,756	7,720
STATIONERY (excluding PAPER) . . . Value	—	—	—	—	—	9,625	17,574	9,780	12,875	10,621
SUGAR—										
10 Dutch Standard and above . . . Tons	24	30	72	17	—	5,250	7,232	10,129	5,413	—
TEA . . . Lbs.	6,450	565	..	810	310	3,000	595	..	1,320	310
TEXTILES—										
Cotton—										
Manufactures—										
Hosiery . . . Value	—	—	—	—	—	23,279	25,948	17,929	13,515	9,080
Piecegoods—										
Grey (unbleached) . . . Yards	1,750,163	1,175,630	680,314	611,934	151,729	5,67,530	3,49,663	1,92,463	1,69,743	46,595
White (bleached) . . .	87,891	70,841	71,589	21,050	23,226	35,615	30,245	31,662	10,241	10,335
Coloured, printed, or dyed . . .	315,765	457,041	244,056	297,702	76,076	91,544	1,60,454	76,586	32,217	22,325
Total Piecegoods . . .	2,153,808	1,703,512	995,959	930,686	256,031	6,94,679	5,40,362	3,00,716	2,62,206	80,305
Thread, sewing . . . Lbs.	15,490	14,130	8,323	9,508	6,237	23,175	23,462	20,333	13,999	10,450
Other sorts of manufac- tures . . . Value	—	—	—	—	—	1,370	1,595	12	2,320	3,932
Total Cotton manufactures (including twist and yarn) . . .	—	—	—	—	—	7,42,503	5,91,367	3,39,104	2,92,549	1,07,767

PORTUGUESE EAST AFRICA
MADAGASCAR

(532)

No. 13—continued

PORTUGUESE EAST AFRICA—concluded
EXPORTS THERE TO—concluded

FOREIGN MERCHANDISE—concluded

ARTICLES	QUANTITY					VALUE				
	1926-27	1927-28	1928-29	1929-30	1930-31	1926-27	1927-28	1928-29	1929-30	1930-31
TEXTILES—continued Haberdashery and Millinery Value	—	—	—	—	—	R 10,885	R 35,555	R 17,955	R 19,106	R 22,832
SILK— Manufactures— Piecegoods Yards	600	3,754	600	627	—	1,500	5,472	800	650	—
Wool— Manufactures— Piecegoods "	885	507	—	3,465	600	1,375	1,265	—	8,260	700
Other sorts Value	—	—	—	—	—	3,425	5,167	3,162	1,008	4,908
Total Woolen manufactures ..	—	—	—	—	—	5,300	6,432	3,162	9,260	5,008
Other Textiles, manufactured ..	—	—	—	—	—	16,460	33,315	15,720	21,055	12,330
UMBRELLAS (including PARASOLS AND SUN- SHADES) No.	6,840	13,200	29,180	18,852	18,672	10,150	25,200	38,940	17,058	20,110
VEHICLES, excluding LOCO- MOTIVES, ETC., FOR RAIL- WAYS Value	—	—	—	—	—	1,400	4,304	2,867	4,140	1,300
POSTAL ARTICLES "	—	—	—	—	—	11,540	10,575	9,427	10,726	11,880
ALL OTHER ARTICLES OF MERCHANDISE "	—	—	—	—	—	29,478	42,591	41,934	39,831	28,469
GRAND TOTAL "	—	—	—	—	—	10,68,048	10,05,319	6,40,277	5,68,280	3,26,805
GRAND TOTAL OF INDIAN AND FOREIGN MER- CHANDISE "	—	—	—	—	—	1,35,01,838	1,63,09,814	1,89,53,693	1,27,39,669	1,18,83,069

MADAGASCAR
IMPORTS THEREFROM

ARTICLES	QUANTITY					VALUE				
	1926-27	1927-28	1928-29	1929-30	1930-31	1926-27	1927-28	1928-29	1929-30	1930-31
Mea Cwts.	—	293	—	400	—	R —	R 26,465	R —	R 17,489	R —
Spices "	—	40	342	—	198	4	1,903	29,867	1	11,010
WOOD AND TIMBER Value	—	—	—	—	—	4,005	17,875	12,346	—	2,503
POSTAL ARTICLES NOT SPECIFIED "	—	—	—	—	—	3	1,052	7,750	3,665	2,126
ALL OTHER ARTICLES OF MERCHANDISE "	—	—	—	—	—	10,924	3,597	2,129	4,087	3,273
GRAND TOTAL "	—	—	—	—	—	14,936	51,292	53,092	25,342	18,912

EXPORTS THERE TO

INDIAN MERCHANDISE

ARTICLES	QUANTITY					VALUE				
	1926-27	1927-28	1928-29	1929-30	1930-31	1926-27	1927-28	1928-29	1929-30	1930-31
GRAIN, PULSES AND FLOUR— Pulse Tons	8	21	32	25	12	R 1,823	R 2,387	R 7,044	R 5,205	R 2,883
PROVISIONS AND OILMAN'S STORES Value	—	—	—	—	—	4,740	6,554	1,470	—	3,305
SEEDS Cwts.	3	4	9	—	—	1,634	3,202	6,175	75	370
TEXTILES— Jute— Manufactures— Gunny bags No.	1,723,800	1,560,325	2,101,300	2,161,125	1,326,300	8,70,225	6,50,926	8,85,587	8,16,077	3,92,789
" cloth Yards	—	150,000	46,000	2,000	115,000	—	24,000	13,480	254	15,300
UMBRELLAS AND UMBRELLA FITTINGS— Umbrellas Complete (including parasols and sun-shades) . No.	—	—	3,000	3,600	—	—	—	5,000	5,000	—
ALL OTHER ARTICLES OF MERCHANDISE Value	—	—	—	—	—	8,775	11,611	84,057	6,168	17,524
GRAND TOTAL "	—	—	—	—	—	8,87,198	6,99,130	9,62,313	8,32,874	4,31,671

No. 13—continued
 MADAGASCAR—continued
 EXPORTS THERE TO—continued

FOREIGN MERCHANDISE.

ARTICLES	QUANTITY					VALUE				
	1926-27	1927-28	1928-29	1929-30	1930-31	1926-27	1927-28	1928-29	1929-30	1930-31
						R	R	R	R	R
TOTAL VALUE	—	—	—	—	—	3,021	6,002	3,912	2,950	3,062
AND TOTAL OF INDIAN AND FOREIGN MERCHANDISE Value	—	—	—	—	—	8,90,219	7,05,132	9,56,725	8,35,824	4,34,933

RÉUNION
 IMPORTS THEREFROM

ARTICLES	QUANTITY					VALUE				
	1926-27	1927-28	1928-29	1929-30	1930-31	1926-27	1927-28	1928-29	1929-30	1930-31
						R	R	R	R	R
TOTAL VALUE	—	—	—	—	—	—	—	122	170	166

EXPORTS THERE TO

INDIAN MERCHANDISE

ARTICLES	QUANTITY					VALUE				
	1926-27	1927-28	1928-29	1929-30	1930-31	1926-27	1927-28	1928-29	1929-30	1930-31
						R	R	R	R	R
FISH (excluding CANNED FISH) Cwts.	163	15	124	7,160	450	4,375
SALE, PULSE AND FLOUR Tons	27	67	202	57	128	6,177	18,689	62,888	15,245	31,278
TEXTILES—										
Cotton—										
Manufactures—										
Piece-goods Yards	24,000	12,000
Jute—										
Manufactures—										
Gunny bags No.	8,800	251,400	510,200	..	106,400	3,971	1,13,813	2,56,099	..	57,743
ALL OTHER ARTICLES OF MERCHANDISE Value	—	—	—	—	—	7,262	8,322	16,425	4,180	8,147
GRAND TOTAL	—	—	—	—	—	29,410	1,40,824	3,42,567	19,875	1,01,543

FOREIGN MERCHANDISE

ARTICLES	QUANTITY					VALUE				
	1926-27	1927-28	1928-29	1929-30	1930-31	1926-27	1927-28	1928-29	1929-30	1930-31
						R	R	R	R	R
TOTAL VALUE	—	—	—	—	—	860	1,925	5,440	3,646	2,463
AND TOTAL OF INDIAN AND FOREIGN MER- CHANDISE Value	—	—	—	—	—	30,270	1,42,749	3,48,007	23,521	1,04,006

ZANZIBAR AND PEMBA
 IMPORTS THEREFROM

ARTICLES	QUANTITY					VALUE				
	1926-27	1927-28	1928-29	1929-30	1930-31	1926-27	1927-28	1928-29	1929-30	1930-31
						R	R	R	R	R
GUMS AND RESINS Cwts.	66	251	148	195	277	3,072	12,617	4,860	3,916	5,631

ZANZIBAR AND PEMBA—continued
IMPORTS THEREFROM—continued

ARTICLES	QUANTITY					VALUE				
	1926-27	1927-28	1928-29	1929-30	1930-31	1926-27	1927-28	1928-29	1929-30	1930-31
INSTRUMENTS, APPARATUS, AND APPLIANCES AND PARTS THEREOF— Photographic— Cinematograph films Length in feet	..	90,165	27,367	20,388	24,372	..	10,036	2,500	2,250	6,855
Other kinds of Instruments . . . Value	—	—	—	—	—	30	25	1,034	—	698
Total Instruments, etc. "	—	—	—	—	—	80	10,061	3,534	2,250	7,553
IVORY— Unmanufactured . . . Lbs.	22,407	28,018	11,171	13,481	10,557	1,62,194	1,58,539	72,866	89,848	64,106
METAL (excluding ORES) . Tons	15	156	62	16	88	8,147	24,362	12,774	9,419	7,212
PROVISIONS AND OILMAN'S STORES (including FISH AND FRUITS AND VEGETABLES, CANNED OR BOTTLED)— Milk, condensed and preserved including Milk cream . . . Cwts.	81	284	169	407	352	2,520	19,196	11,061	25,801	22,149
Other sorts of provisions Value	—	—	—	—	—	8,647	4,475	848	1,148	3,806
Total Provisions and Oilman's stores . . "	—	—	—	—	—	11,167	23,672	11,909	26,449	25,455
SHELLS AND COWRIES— Tortoise-shell (including nakhla or nakh) Lbs.	5,210	5,389	6,129	5,073	5,958	12,834	10,563	13,445	13,732	12,775
SPICES— Betelnuts . . . Cwts.	1,402	300	66	64	84	37,985	5,179	1,052	1,003	782
Cardamom . . . "	339	—	—	—	—	21,700	—	—	—	—
Gloves . . . "	53,357	68,945	51,244	67,479	49,011	31,41,108	87,85,434	31,20,275	43,65,501	32,92,773
Pepper . . . "	90	82	122	88	160	5,574	7,220	12,205	6,640	11,485
Other sorts . . . "	1	112	—	—	34	70	727	—	—	3,850
Total Spices . . . "	55,189	69,439	51,432	67,631	49,279	32,06,485	37,98,560	31,33,532	43,73,144	38,08,890
TEXTILES— Cotton— Raw . . . Tons	85	8	—	17	—	51,450	13,750	—	20,000	—
POSTAL ARTICLES NOT SPECIFIED . . . Value	—	—	—	—	—	17,199	11,658	8,389	3,911	4,196
ALL OTHER ARTICLES OF MERCHANDISE . . . "	—	—	—	—	—	45,048	57,937	50,427	23,897	34,529
GRAND TOTAL . . . "	—	—	—	—	—	35,17,576	41,21,719	33,11,736	45,65,061	34,70,457

EXPORTS THERETO

INDIAN MERCHANDISE

ARTICLES	QUANTITY					VALUE				
	1926-27	1927-28	1928-29	1929-30	1930-31	1926-27	1927-28	1928-29	1929-30	1930-31
APPAREL (including DRAPERY, UNIFORMS, ACCOUTREMENTS, BUT excluding HOSIERY AND BOOTS AND SHOES) Value	—	—	—	—	—	8,565	19,750	7,275	9,180	2,530
BOOKS, PRINTED, AND PRINTED MATTER (not being STATIONERY), including MAPS AND CHARTS . . . Cwts.	60	91	95	121	76	12,915	17,255	22,020	27,778	25,738
BOOTS AND SHOES . . . Pairs	13,621	13,727	15,420	15,106	11,050	24,091	18,940	23,235	22,090	15,599
BUILDING AND ENGINEERING MATERIALS other than of IRON, STEEL OR WOOD . . . Value	—	—	—	—	—	9,456	1,155	7,180	2,310	3,132
CANDLES OF ALL KINDS . Lbs.	97,356	93,739	57,702	55,312	24,086	34,421	27,854	16,289	15,657	6,755
COAL— Manufactured (excluding rope) . . . Tons	20	28	36	30	31	5,930	8,171	13,420	11,254	12,190
DRUGS AND MEDICINES (excluding CHEMICALS AND NARCOTICS) . . . Value	—	—	—	—	—	14,808	16,895	12,807	17,575	16,530

No. 13—continued
ZANZIBAR AND PEMBA—continued
EXPORTS THERETO—continued

INDIAN MERCHANDISE—continued

ARTICLES	QUANTITY					VALUE				
	1926-27	1927-28	1928-29	1929-30	1930-31	1926-27	1927-28	1928-29	1929-30	1930-31
DYEING AND TANNING SUBSTANCES—						R	R	R	R	R
Turmeric Cwts.	924	722	646	714	688	27,310	21,627	21,152	25,712	20,844
Other sorts "	..	25	12	..	23	..	750	265	..	108
Total Dyeing and Tanning substances "	924	747	658	714	611	27,310	22,377	21,417	25,712	20,952
FRUITS AND VEGETABLES—										
Fresh Fruits and Vegetables Value	—	—	—	—	—	34,006	50,162	44,247	43,220	36,515
Other sorts "	—	—	—	—	—	10,885	12,930	14,379	14,745	8,818
Total Fruits and Vegetables "	—	—	—	—	—	44,891	63,142	58,626	57,965	45,333
FURNITURE AND CABINET-WARE "	—	—	—	—	—	2,160	7,655	4,858	2,647	2,555
GRAIN, PULSE AND FLOUR—										
Jowar and bajra Tons	120	82	63	88	100	20,479	21,282	16,749	23,324	26,005
Pulse—										
Beans "	90	106	105	83	12	19,344	27,123	26,732	9,201	2,376
Gram "	196	188	113	130	105	37,497	39,119	30,838	31,835	23,533
Lentils "	371	225	150	193	115	1,08,616	60,041	41,448	51,493	37,178
Other sorts "	489	319	154	210	83	67,523	49,685	42,912	39,817	22,525
Total Pulse "	1,036	718	522	566	345	2,32,935	1,75,968	1,41,930	1,32,346	90,612
Rice not in the husk "	20,248	19,148	11,737	16,258	13,002	35,28,604	32,32,310	18,19,504	23,23,862	15,41,225
Wheat "	822	301	270	261	262	92,681	83,780	75,195	71,637	72,544
" flour "	3,088	3,085	2,684	3,133	2,953	7,59,548	7,05,488	6,47,182	7,66,167	6,18,403
Other sorts "	10	10	27	103	12	2,055	2,689	5,265	11,582	3,121
Total Grain, Pulse and Flour "	24,869	23,344	15,303	20,409	16,674	46,45,352	42,21,477	27,05,825	33,28,918	23,51,909
HARDWARE AND OUTLERY, including PLATED WARE Value	—	—	—	—	—	13,869	23,742	14,508	16,617	8,809
INSTRUMENTS, APPARATUS, AND APPLIANCES AND PARTS THEREOF "	—	—	—	—	—	13,027	49,805	22,060	25,300	6,765
LEATHER—										
Hides and Skins, tanned or dressed Tons	11	7	8	6	4	28,575	21,376	30,619	13,724	21,198
" =No. "	=2,024	=3,206	=5,067	=2,648	=3,751					
Unwrought Cwts.	12	35	34	33	24	2,700	4,940	7,595	8,012	4,522
Leather manufactures (excluding boots and shoes and belting for machinery) Value	—	—	—	—	—	900	2,460	3,870	9,025	925
METALS AND ORES—										
Brass, Bronze, and similar alloys, wrought Cwts.	58	83	94	80	56	8,440	11,959	13,170	11,961	7,809
Copper, wrought "	54	30	40	38	21	4,858	3,100	3,615	3,920	2,075
Iron or Steel Tons	36	32	24	16	16	14,735	13,830	11,480	6,806	6,415
Others Cwts.	79	75	70	233	88	11,375	12,150	11,925	40,600	11,318
Total Metals and Ores Tons	45	41	34	34	24	39,408	41,039	40,190	68,306	27,617
PROVISIONS AND OILMAN'S STORES—										
Butter Cwts.	247	220	265	251	197	34,883	29,278	36,221	32,667	25,353
Ghi "	94	168	165	117	108	11,640	20,033	18,923	11,639	11,072
Other sorts of provisions Value	—	—	—	—	—	7,268	9,164	10,775	13,820	12,257
Total Provisions and Oilman's Stores "	—	—	—	—	—	53,591	58,475	65,924	57,676	48,682
SEEDS—										
Oil-seeds—										
Essential—										
Coriander Tons	21	16	17	18	14	11,725	11,259	12,054	9,678	9,900
Cummin (other than black) "	46	39	44	43	37	40,185	41,679	43,810	43,230	34,785
Other sorts "	5	7	3	4	15	4,948	6,290	5,455	5,240	4,864
Total Needs, Essential "	72	62	64	60	56	56,858	59,228	61,319	58,148	49,549
Seeds, Non-essential "	3	16	8	2	1	2,165	6,640	2,942	1,045	2,020
Other than oilseeds "	295	255	350	235	235
Total Seeds "	75	78	72	62	57	59,318	66,123	64,611	60,378	51,804

ZANZIBAR AND PEMBA—continued

EXPORTS THERETO—continued

INDIAN MERCHANDISE—concluded

ARTICLES	QUANTITY					VALUE				
	1926-27	1927-28	1928-29	1929-30	1930-31	1926-27	1927-28	1928-29	1929-30	1930-31
SPICES—						R	R	R	R	R
Betelnuts Cwts.	72	79	58	43	44	3,552	5,132	3,326	3,570	3,025
Cardamoms "	23	33	20	22	25	6,600	7,095	3,800	4,685	5,700
Ginger "	518	525	294	449	480	21,104	24,592	14,293	21,307	23,853
Pepper "	423	250	175	333	179	24,727	18,775	14,255	24,092	11,815
Other sorts "	50	54	66	58	49	1,815	2,033	2,040	2,160	2,098
Total Spices "	1,001	946	603	905	777	57,795	57,632	37,719	55,714	46,491
STATIONERY (excluding PAPER) Value	—	—	—	—	—	2,250	4,325	3,555	9,495	7,475
SUGAR—										
Sugar, 16 Dutch standard and above Tons	9	12	6	..	—	5,571	7,805	3,743	670	—
Other kinds "	16	19	13	13	14	9,950	12,038	10,377	11,367	10,350
Total Sugar "	25	31	24	16	14	15,521	19,843	14,120	12,037	10,350
TEA—										
Black Lbs.	61,644	64,616	71,948	71,220	41,141	56,486	48,376	57,415	52,264	32,636
TEXTILES—										
Cotton—										
Twist and yarn "	60,156	33,001	43,100	36,924	69,459	49,250	41,760	44,650	79,025	53,350
Manufactures—Handkerchiefs and shawls in the piece No.	20,360	25,200	9,740	..	4,000	5,935	10,050	2,800	..	1,000
Hosiery Value	—	—	—	—	—	3,300	3,400	1,500	2,400	775
Piece goods—										
Grey (unbleached) Yards	1,527,227	1,456,320	1,152,853	1,194,204	641,310	5,13,306	4,73,906	3,31,534	3,50,026	1,04,929
White (bleached) "	5,900	47,400	43,778	7,600	9,960	1,360	17,600	15,631	2,940	2,550
Coloured, printed, or dyed "	3,312,477	3,445,786	2,460,495	3,566,204	2,498,423	10,05,995	9,56,374	6,12,195	8,56,247	5,35,246
Total Piece goods "	4,845,604	4,949,506	3,657,131	4,768,008	3,149,693	15,20,661	14,47,880	9,59,410	12,09,213	7,32,725
Thread, sewing Lbs.	5,399	7,668	4,912	3,293	4,842	7,140	8,540	5,565	9,150	5,175
Other sorts of manufactures Value	—	—	—	—	—	15,335	22,005	30,745	10,575	7,423
Total Cotton manufactures (including twist and yarn) "	—	—	—	—	—	16,02,171	15,34,645	10,44,770	13,10,363	8,00,448
Haberdaery and Millinery "	—	—	—	—	—	12,900	23,770	11,070	21,112	19,330
Jute—										
Manufactures—										
Gunny bags No.	383,250	465,675	316,700	397,250	440,950	2,17,952	2,37,300	1,69,136	1,57,008	1,48,437
Gunny cloth Yards	307,000	170,000	181,000	107,100	51,000	79,037	42,050	41,250	24,575	11,037
Rope and twine Cwts.	419	304	184	314	220	11,325	7,356	5,233	7,391	5,593
Others "	12	365	200	..
Total Jute manufactures (including Twist and yarn) Value	—	—	—	—	—	3,08,314	2,37,306	2,16,034	1,89,674	1,65,072
TOBACCO Lbs.	3,056	5,648	4,821	4,033	7,652	11,290	7,791	5,342	3,350	6,395
UMBRELLAS (including PARASOLS AND SUNSHADES) No.	1,920	2,200	3,034	1,596	144	3,500	5,300	6,050	2,685	360
WOOD AND TIMBER—										
Timber, other than Railway sleepers—										
Teak wood Cubic Tons	213	219	203	143	130	36,855	39,416	57,675	32,201	41,316
Other kinds of wood and timber Value	—	—	—	—	—	5,263	9,519	10,452	9,377	6,165
Total Wood and Timber "	—	—	—	—	—	42,118	48,935	68,127	41,578	47,481
POSTAL ARTICLES "	—	—	—	—	—	4,94,030	3,24,029	1,64,771	1,13,035	91,177
ALL OTHER ARTICLES OF MERCHANDISE "	—	—	—	—	—	28,733	33,102	33,163	34,146	39,455
GRAND TOTAL "	—	—	—	—	—	76,82,299	70,84,175	47,99,906	55,31,977	39,43,231

No. 13—continued

ZANZIBAR AND PEMBA—continued

EXPORTS THERE TO—continued

FOREIGN MERCHANDISE

ARTICLES	QUANTITY					VALUE				
	1926-27	1927-28	1928-29	1929-30	1930-31	1926-27	1927-28	1928-29	1929-30	1930-31
APPAREL, (including DRAPERY, UNIFORMS AND ACCOUTREMENTS, BUT excluding HOSIERY AND BOOTS AND SHOES) . Value	—	—	—	—	—	R 7,410	R 5,563	R 1,584	R 5,571	R 1,650
CUTLERY	—	—	—	—	—	4,417	9,280	4,900	15,450	2,980
DRUGS AND MEDICINES (excluding CHEMICALS AND NARCOTICS)	—	—	—	—	—	5,556	4,354	2,386	4,525	3,103
DYING AND TANNING SUBSTANCES	—	—	—	—	—	11,329	8,737	10,908	6,555	2,603
FIREWORKS	—	—	—	—	—	6,060	5,865	2,107	1,575	140
FRUITS AND VEGETABLES	—	—	—	—	—	34,734	80,118	31,065	32,780	24,846
GLASS AND GLASSWARE	—	—	—	—	—	10,040	7,684	7,518	6,110	4,295
GUMS AND RESINS	99	156	55	84	47	2,760	5,392	2,249	3,030	1,710
HARDWARE (excluding CUTLERY AND ELECTRO-PLATED WARE)	—	—	—	—	—	26,134	23,189	23,504	20,900	14,780
INSTRUMENTS, APPARATUS, AND APPLIANCES, AND PARTS THEREOF	—	—	—	—	—	2,418	1,450	3,190	1,159	7,655
MACHINERY AND MILLWORK	—	—	—	—	—	3,490	13,620	1,500	3,534	490
MATCHES { Gross of Boxes	8,125	525	7,598	500	—	19,825	1,100	15,198	1,000	—
METALS AND ORES—										
Brass, bronze, etc: Cwts.	36	15	23	38	26	4,630	1,550	2,350	3,035	2,300
Iron or steel Tons	35	12	51	9	14	10,028	8,065	16,211	3,782	2,045
Others	4	2	3	8	4	12,136	6,705	5,085	14,155	7,838
TOTAL METALS AND ORES	41	15	55	18	19	26,844	16,320	23,596	20,972	13,078
PAPER AND PASTBOARD Value	—	—	—	—	—	9,556	12,336	8,206	6,757	3,090
PERFUMERY (not being; perfume spirits)	—	—	—	—	—	4,140	2,435	4,406	4,663	12,910
SPICES	39	99	122	59	84	1,840	3,189	5,612	2,605	6,045
STATIONERY (excluding PAPER) Value	—	—	—	—	—	7,865	7,006	6,506	4,017	3,474
SUGAR Tons	1,598	1,120	842	1,006	638	6,11,258	3,23,267	2,43,646	4,16,037	1,44,924
TEXTILES—										
Cotton—										
Twist and yarn Lbs.	1,600	1,600	1,400	600	112	2,325	2,037	2,460	1,050	150
Manufactures—Hosiery Value	—	—	—	—	—	27,143	23,698	7,710	20,018	2,160
Piece goods—										
Grey (unbleached) Yards	202,920	272,200	152,900	61,960	13,000	66,337	80,421	45,465	16,490	4,050
White (bleached)	80,105	45,687	15,100	73,988	65,484	24,217	16,125	5,505	26,905	23,870
Coloured, printed, or dyed	193,268	182,683	142,518	186,687	36,408	65,300	61,415	47,994	65,415	12,085
Fents of all descriptions	—	—	—	1,436	—	—	—	—	600	—
Total Piece goods	476,293	480,570	310,518	324,011	115,492	1,55,904	1,57,961	98,964	1,09,470	40,005
Thread, sewing Lbs.	1,915	2,460	2,351	3,074	1,904	2,640	3,730	4,035	5,200	2,900
Other sorts of manufactures Value	—	—	—	—	—	2,140	—	1,443	—	240
Total Cotton manufactures (including Twist and yarn)	—	—	—	—	—	1,90,152	1,87,426	1,14,612	1,35,783	45,456

ZANZIBAR AND PEMBA
KENYA COLONY

(538)

No. 13—continued

ZANZIBAR AND PEMBA—concluded
EXPORTS THERETO—concluded

FOREIGN MERCHANDISE—continued

ARTICLES	QUANTITY					VALUE				
	1926-27	1927-28	1928-29	1929-30	1930-31	1926-27	1927-28	1928-29	1929-30	1930-31
TEXTILES—continued						R	R	R	R	R
Haberdaasbery and Millinery . . . Value	—	—	—	—	—	20,851	19,239	17,800	15,360	14,695
Wool—										
Manufactures . . . Value	—	—	—	—	—	6,265	11,080	8,736	14,665	5,265
Other Textiles—										
Manufactured . . . "	—	—	—	—	—	27,991	35,555	19,965	59,885	20,688
UMBRELLAS (excluding PARASOLS AND SUNSHADES) No.	4,692	4,872	7,003	730	876	6,300	7,000	10,545	950	1,100
VEHICLES (excluding LOCOMOTIVES, ETC., FOR RAILWAYS) . . . Value	—	—	—	—	—	1,200	1,550	2,240	5,600	5,317
POSTAL ARTICLES . . . "	—	—	—	—	—	72,949	49,666	48,928	30,468	25,494
ALL OTHER ARTICLES OF MERCHANDISE . . . "	—	—	—	—	—	33,889	22,804	23,865	24,247	21,425
GRAND TOTAL	—	—	—	—	—	9,63,267	8,20,950	6,49,861	8,44,282	3,87,602
GRAND TOTAL OF INDIAN AND FOREIGN MERCHANDISE	—	—	—	—	—	86,45,666	79,05,125	54,49,766	64,76,259	48,30,883

KENYA COLONY
IMPORTS THEREFROM

ARTICLES	QUANTITY					VALUE				
	1926-27	1927-28	1928-29	1929-30	1930-31	1926-27	1927-28	1928-29	1929-30	1930-31
APPAREL (excluding HOSIERY AND BOOTS AND SHOES) . Value	—	—	—	—	—	R 2,788	R 6,018	R 64,476	R 7,908	R 10,573
ARMS, AMMUNITION AND MILITARY STORES . . . "	—	—	—	—	—	5,079	13,594	3,548	4,935	4,760
CHEMICALS AND CHEMICAL PREPARATIONS (excluding CHEMICAL MANURES AND MEDICINES)—										
Soda compounds—										
Sodium carbonate (soda ash and soda crystals) Cwts.	66,153	86,720	110,262	123,461	1,01,009	3,45,765	4,89,304	6,29,139	7,15,042	6,05,992
COFFEE, other than ROASTED OR GROUND . . . "	70	46	99	108	115	5,410	4,405	6,800	10,315	9,534
DYEING AND TANNING SUBSTANCES . . . Value	—	—	—	—	—	6,719	6,332	10,682	2,930	..
FRUITS AND VEGETABLES—										
Fresh fruits and vegetables "	—	—	—	—	—	65,836	55,046	1,80,642	2,64,251	64,794
FRUITS AND VEGETABLES, DRIED, SALTED OR PRESERVED, ETC. . . . "	—	—	—	—	273	5	482	2,688	25,000	26,182
GRAIN, PULSES, AND FLOUR . Tons	54	36	2,081	190	51	11,900	7,950	3,12,302	25,615	8,760
GUMS AND RESINS . . . Cwts.	1,133	118	86	13	140	26,284	3,254	2,000	800	1,720
HIDES AND SKINS, RAW—										
HIDES, RAW . . . Tons	21	221	50	73	1	14,850	4,94,816	34,713	83,825	1,200
SKINS, RAW . . . "	21	80	8	52	2	43,042	1,45,715	20,089	77,348	3,120
TOTAL HIDES AND SKINS, RAW . . . "	42	310	64	125	3	57,892	6,40,531	1,04,802	1,61,173	4,320
IVORY—										
Unmanufactured . . . Lbs.	5,893	37,844	13,774	19,776	20,768	40,069	2,51,544	94,288	1,22,191	1,17,136
Jewellery (excluding imitation jewellery, etc.) . Value	—	—	—	—	—	1,696	10,666	13,932	5,217	5,815
MINERALS (excluding OIL) . Tons	12	14	21	28	49	7,478	5,668	7,264	12,098	17,220
PROVISIONS AND GILMAN'S STORES (including F.D.S. and FRUITS AND VEGETABLES CANNED OR BOTTLED) . Value	—	—	—	—	—	7,983	8,470	3,373	6,822	16,860

No. 13—*continued*
KENYA COLONY—*continued*
IMPORTS THEREFROM—*continued*

ARTICLES	QUANTITY					VALUE				
	1926-27	1927-28	1928-29	1929-30	1930-31	1926-27	1927-28	1928-29	1929-30	1930-31
						₤	₤	₤	₤	₤
SHELLS AND COURLIES—										
Cowries Cwts.	4,237	3,654	3,394	5,155	3,087	34,812	24,655	22,430	31,240	15,473
Spices "	562	—	19	4,113	2,324	30,755	—	811	2,44,014	2,06,394
TEXTILES—										
Cotton—										
Raw Tons	12,681	18,067	15,045	19,039	22,693	2,12,16,373	2,00,68,426	2,22,80,573	2,80,62,590	2,87,06,352
Manufactures—										
Piece goods—										
Coloured, printed or dyed Yards	35,452	29,447	6,102	27,044	88,859	23,473	24,692	5,227	9,645	24,288
WOOD AND TIMBER Value	—	—	—	—	—	37,152	46,402	23,312	25,591	48,032
POSTAL ARTICLES NOT SPECIFIED "	—	—	—	—	—	37,810	42,663	40,757	38,139	33,756
ALL OTHER ARTICLES OF MERCHANDISE "	—	—	—	—	—	52,052	56,133	36,129	38,982	77,697
GRAND TOTAL	—	—	—	—	—	2,20,14,393	2,17,56,235	2,38,50,223	2,98,15,857	3,00,06,707

EXPORTS THERETO

INDIAN MERCHANDISE

ARTICLES	QUANTITY					VALUE				
	1926-27	1927-28	1928-29	1929-30	1930-31	1926-27	1927-28	1928-29	1929-30	1930-31
						₤	₤	₤	₤	₤
APPAREL (including DRESSERY, UNIFORMS, ACCOUTREMENTS, BUT excluding HOSIERY AND BOOTS AND SHOES) Value	—	—	—	—	—	51,001	86,415	36,310	45,707	20,074
BOOKS, PRINTED, AND PRINTED MATTER (not being STATIONERY) including MAPS AND CHARTS Cwts.	74	144	180	282	527	11,831	19,243	21,700	31,611	27,445
BOOKS AND SHOES Pairs	30,174	35,868	35,439	44,109	31,118	43,098	53,361	58,918	73,807	43,510
BUILDING AND ENGINEERING MATERIALS other than OF IRON, STEEL OR WOOD Value	—	—	—	—	—	58,373	31,176	79,900	55,613	14,966
CANDLES OF ALL KINDS Lbs.	46,078	47,743	34,788	47,716	32,201	16,446	13,289	9,977	13,522	9,759
COIR, MANUFACTURED (excluding ROPE) Tons	60	97	118	88	48	31,931	50,860	56,465	43,616	23,011
CORDAGE AND ROPE OF VEGETABLE FIBRE (excluding JUTE AND COTTON) Cwts.	275	256	197	154	166	7,794	4,423	5,271	3,755	4,760
DRUGS AND MEDICINES (excluding CHEMICALS AND NARCOTICS) Value	—	—	—	—	—	38,146	42,090	50,090	53,721	30,995
DYING AND TANNING SUBSTANCES Cwts.	610	571	605	561	555	20,483	19,182	28,294	23,162	20,832
FRUITS AND VEGETABLES Value	—	—	—	—	—	23,770	47,118	40,501	35,760	23,715
FURNITURE AND CABINETWARE "	—	—	—	—	—	51,863	32,819	33,494	22,463	23,405
GLASS AND GLASSWARE "	—	—	—	—	—	5,420	13,053	9,331	7,750	8,517

No. 13—continued
 KENYA COLONY—continued
 EXPORTS THERE TO—continued

INDIAN MERCHANDISE—continued

ARTICLES	QUANTITY					VALUE				
	1926-27	1927-28	1928-29	1929-30	1930-31	1926-27	1927-28	1928-29	1929-30	1930-31
GRAIN, PULSE AND FLOUR— Jowar and bajra . . . Tons	120	108	110	150	142	33,014	28,809	29,148	37,465	37,086
Pulse—										
Beans "	8	7	15	39	12	2,393	2,021	3,874	10,560	2,748
Gram "	201	194	182	185	201	56,226	51,847	49,658	49,574	51,079
Lentils "	111	122	142	133	137	32,708	30,088	40,056	35,153	33,406
Other sorts "	117	122	183	165	116	32,886	34,559	52,807	47,233	31,298
Total Pulse "	437	445	522	522	466	1,24,253	1,18,510	1,46,995	1,42,570	1,18,531
Rice not in the husk "	3,009	3,793	5,542	5,009	4,685	8,01,490	8,88,191	12,27,967	12,30,777	9,38,171
Wheat "	188	185	120	127	129	40,235	41,920	33,979	35,227	35,438
Wheat flour "	3,347	2,938	3,230	3,461	3,135	8,44,376	7,34,264	7,74,936	8,13,837	7,19,312
Other sorts "	88	102	118	135	145	24,557	28,850	31,386	36,170	34,242
Total Grain, Pulse and Flour "	7,139	7,566	9,642	10,302	8,702	18,07,955	18,40,044	22,43,811	22,96,046	18,32,760
HARDWARE AND CUTLERY, (including PLATED WARE). Value	—	—	—	—	—	38,831	52,952	34,569	38,042	26,555
INSTRUMENTS, APPARATUS AND APPLIANCES AND PARTS THEREOF "	—	—	—	—	—	27,319	20,753	36,394	55,639	71,650
LEATHER—										
Hides, tanned or dressed { Tons = No.	46 =10,432	59 =14,512	54 =9,550	60 =12,895	28 =7,731	1,07,333	1,37,248	1,21,311	1,38,270	73,641
Skins, tanned or dressed { Tons = No.	4 =11,574	4 =12,422	4 =11,484	3 =9,772	1 =7,714	17,035	18,065	22,550	16,445	11,074
Total Hides and Skins, tanned or dressed { Tons = No.	50 =22,006	63 =26,934	58 =21,034	63 =22,667	29 =15,445	1,24,418	1,55,313	1,43,861	1,54,715	84,715
Unwrought Cwts.	203	152	173	192	75	24,892	17,895	25,710	24,405	11,421
Manufactures— Bags, trunks and travelling requisites Value	—	—	—	—	—	8,630	10,142	16,690	13,700	19,726
Other sorts "	—	—	—	—	—	23,798	18,950	13,610	16,015	13,935
Total Leather "	—	—	—	—	—	1,81,768	2,01,310	1,99,871	2,08,335	1,29,847
MACHINERY AND MILLWORK "	—	—	—	—	—	7,060	720	3,265	4,112	4,240
METALS AND ORES— Brass, Bronze, and similar alloys, wrought Cwts.	157	181	212	205	94	22,543	26,949	23,675	27,233	11,979
Copper wrought (sheets and other manufactures) "	38	97	47	93	46	4,154	9,150	5,620	9,085	5,375
Iron or Steel— Nails, screws, rivets, and washers "	17	11	6	2	8	7,985	4,504	3,280	1,365	2,615
Other sorts "	32	18	6	11	13	12,073	6,368	2,554	3,230	4,008
Total Iron or Steel "	49	29	12	13	21	19,958	10,762	5,834	4,595	6,623
Others "	7	20	14	15	7	22,180	32,942	37,470	47,890	17,408
Total Metals and Ores "	66	63	39	43	35	69,840	79,803	72,590	85,303	41,335
OILS Gals.	1,034	3,210	2,963	1,865	2,028	3,536	9,412	9,647	8,060	6,754
PARAFFIN WAX Tons	30	1	..	18,650	..	114	455	..
PERFUMERY not being PER- FUMED SPIRITS Value	—	—	—	—	—	4,294	3,030	5,240	5,120	6,372
PROVISIONS AND OIL- MAN'S STORES (including FISH AND FRUITS AND VEGETABLES, CANNED OR BOTTLED)—										
Butter Cwts.	43	94	132	155	32	5,325	12,245	16,290	20,537	3,925
Ghi "	98	89	92	114	93	12,149	12,645	11,475	11,408	8,989
Pickles, chutnies, and condiments "	402	446	391	361	346	10,621	20,050	17,823	16,440	15,929
Other sorts of provisions Value	—	—	—	—	—	26,062	24,761	34,094	22,885	22,464
Total Provisions and Oilman's stores "	—	—	—	—	—	68,157	69,701	79,682	71,265	51,307

No. 13—continued
KENYA COLONY—continued
EXPORTS THERE TO—continued

INDIAN MERCHANDISE—concluded

ARTICLES	QUANTITY					VALUE				
	1926-27	1927-28	1928-29	1929-30	1930-31	1926-27	1927-28	1928-29	1929-30	1930-31
SEEDS—										
Essential—						R	R	R	R	R
Coriander . . . Tons	33	32	31	29	38	19,399	24,750	26,431	21,506	24,238
Cumin (other than black) "	17	15	18	16	19	15,869	19,571	24,122	18,205	18,907
Fennel . . . "	6	9	9	7	8	3,335	4,340	5,350	5,780	6,434
Fenugreek . . . "	11	13	10	9	9	6,609	7,155	5,551	5,871	5,320
Other sorts . . . "	5	11	8	5	7	4,257	4,165	4,280	3,400	3,701
Total Seeds, Essential "	72	80	71	66	81	48,460	59,981	65,734	54,652	57,600
Non-essential—										
Tea . . . "	16	40	57	53	17	62,200	1,31,597	2,34,632	2,75,273	99,962
Other sorts of seeds . . . "	10	9	15	5	8	4,907	4,794	7,800	4,787	5,183
Total Seeds . . . "	98	129	143	124	106	1,15,636	1,96,372	3,08,166	3,34,712	1,62,745
SPICES—										
Betelnuts . . . Cwts.	641	620	532	611	508	45,209	43,451	37,708	41,516	30,509
Cardamoms . . . "	22	46	22	24	29	6,660	8,630	3,261	4,720	6,405
Ginger . . . "	480	332	320	364	378	21,075	20,175	17,852	18,912	17,835
Pepper . . . "	264	197	158	192	180	16,160	12,865	11,755	14,930	12,882
Other sorts . . . "	11	18	66	28	14	453	665	2,708	1,152	407
Total Spices . . . "	1,368	1,263	1,104	1,219	1,109	89,557	85,787	73,284	81,230	68,038
STATIONERY (excluding PAPER) . . . Value	—	—	—	—	—	18,015	21,268	20,249	16,952	18,140
SUGAR—										
Sugar, 16 Dutch standard and above . . . Tons	15	9	10	9	—	8,630	7,538	5,638	5,707	—
Others . . . "	1	—	2	1	4	484	120	1,300	1,438	4,898
Total Sugar . . . "	16	9	12	10	4	9,114	7,708	6,938	7,145	4,898
TEA—										
Black . . . Lbs.	630,912	617,360	625,262	451,457	96,372	6,98,612	6,70,616	5,57,571	3,51,247	84,264
TEXTILES—										
Cotton—										
Waste . . . Cwts.	1,199	623	767	1,422	70	40,923	18,749	23,266	38,574	1,705
Twist and Yarn . . . Lbs.	54,208	50,803	72,902	68,915	67,792	46,712	41,600	62,055	58,320	47,478
Manufactures—										
Hosiery . . . Value	—	—	—	—	—	8,150	11,725	6,760	4,750	11,595
Piece goods—										
Grey (unbleached) Yards	2,497,185	2,067,028	1,679,105	2,282,801	959,134	8,55,620	6,95,102	5,74,628	6,94,853	2,87,911
White (bleached) . . . "	12,239	40,500	197,295	27,340	47,880	5,278	13,150	51,414	8,920	12,615
Coloured, printed, or dyed . . . "	5,858,332	6,593,033	6,440,800	5,559,301	4,066,131	16,19,314	17,39,632	17,06,096	14,96,490	8,66,862
Total Piece goods . . . "	6,367,806	8,700,561	8,317,300	7,869,442	5,043,145	24,80,712	24,47,834	23,32,133	22,00,263	11,67,388
Thread, sewing . . . Lbs.	29,692	37,836	35,962	23,266	15,050	46,147	58,750	43,855	34,243	23,605
Other sorts of manufactures . . . Value	—	—	—	—	—	85,157	1,49,558	1,74,716	78,112	27,047
Total Cotton manufactures (including twist and yarn) . . . Value	—	—	—	—	—	26,66,878	27,09,577	26,19,519	23,75,688	12,77,108
Haberdaery and millinery . . . Value	—	—	—	—	—	5,580	15,033	22,388	20,512	16,279
Jute manufactures—										
Gunny bags . . . No.	4,241,850	4,160,575	5,440,027	5,507,422	5,124,179	23,23,109	21,54,647	27,63,482	22,27,517	17,18,719
cloth . . . Yards	911,340	523,240	1,534,000	1,188,723	702,416	2,13,937	1,37,076	3,76,798	2,55,604	94,795
Rope and Twine . . . Cwts.	2,723	1,820	2,240	2,537	2,547	78,923	44,861	54,827	61,924	55,512
Other sorts . . . Value	—	—	—	—	—	545	300	5,845	1,420	1,410
Total Jute manufactures (including Twist and yarn) . . . Value	—	—	—	—	—	26,16,514	23,36,834	32,00,902	25,46,465	18,70,436
Wool—										
Manufactures . . . "	—	—	—	—	—	14,072	11,856	19,414	12,482	8,337
UMBRELLAS, including PARASOLS AND SUNSHADES . . . No.	6,488	9,101	11,032	2,564	745	12,530	17,220	20,250	3,400	1,295
WOOD AND TIMBER—										
Timber, other than railway sleepers—										
Teak wood . . . Cwts	1,279	482	1,051	713	581	2,36,022	92,235	2,35,069	1,71,389	1,54,056
Other kinds of Wood and Timber . . . Value	—	—	—	—	—	6,011	1,505	3,885	1,040	544
Manufactures of wood other than furniture and cabinet ware . . . "	—	—	—	—	—	8,331	17,707	13,784	9,720	6,020
POSTAL ARTICLES AND OTHER ARTICLES OF MERCHANDISE . . . "	—	—	—	—	—	5,42,408	5,55,606	3,43,511	2,62,344	2,26,625
	—	—	—	—	—	52,860	46,758	47,895	57,397	80,404
GRAND TOTAL . . . "	—	—	—	—	—	97,74,831	94,45,240	1,06,31,599	94,37,161	64,57,748

KENYA COLONY—continued

EXPORTS THERETO—continued

ARTICLES	QUANTITY					VALUE				
	1926-27	1927-28	1928-29	1929-30	1930-31	1926-27	1927-28	1928-29	1929-30	1930-31
						Rs	Rs	Rs	Rs	Rs
APPAREL (including DRAPERY, UNIFORMS, ACCOUTREMENTS, ETC. excluding HOSIERY AND BOOTS AND SHOES) . Value	—	—	—	—	—	35,845	17,876	26,147	10,305	7,127
BOOKS, PRINTED AND PRINTED MATTER (not being STATIONERY) including MAPS AND CHARTS . Cwts.	23	22	23	20	13	7,226	6,381	3,442	5,847	3,028
COAL AND COKE . Tons	..	835	467	650	24,215	8,908	13,000	..
CUTLERY . Value	—	—	—	—	—	33,727	19,665	39,361	49,158	25,802
DRUGS AND MEDICINES (excluding CHEMICALS AND NARCOTICS) . "	—	—	—	—	—	11,696	10,043	10,980	10,843	7,451
DYEING AND TANNING SUBSTANCES—										
ANILINE . Lbs.	1,365	2,624	1,698	1,748	2,056	3,038	5,555	3,325	3,000	2,525
OTHER SORTS . Value	—	—	—	—	—	575	735	610	510	1,080
TOTAL . "	—	—	—	—	—	3,908	6,290	3,935	3,510	3,605
EARTHENWARE AND PORCELAIN (excluding PIPES OF EARTHENWARE) . "	—	—	—	—	—	11,697	6,381	1,713	1,243	1,062
FIREWORKS . "	—	—	—	—	—	8,581	5,409	6,123	5,191	3,380
FRUITS AND VEGETABLES . "	—	—	—	—	—	55,414	61,739	61,037	65,110	47,213
GLASS AND GLASSWARE . "	—	—	—	—	—	26,009	26,878	32,352	26,799	118,135
GUMS AND RESINS . Cwts.	111	93	118	81	70	4,575	4,016	5,955	4,015	2,745
HARDWARE (including CUTLERY AND ELECTRO-PLATED WARE) . Value	—	—	—	—	—	87,839	77,255	48,528	34,232	42,227
INSTRUMENTS, APPARATUS, AND APPLIANCES, AND PARTS THEREOF . "	—	—	—	—	—	26,910	24,228	27,166	23,847	11,624
LEATHER . "	—	—	—	—	—	7,352	16,599	9,097	4,195	10,272
MACHINERY AND MILLWORK . "	—	—	—	—	—	44,217	23,464	30,888	23,532	40,329
MATS AND MATTINGS . Sq. Yds.	16,955	11,660	6,580	4,395	5,129	11,138	6,810	4,040	2,330	3,089
METALS AND ORES—										
Iron or steel . Tons	30	208	65	32	18	7,908	40,174	15,362	9,962	7,636
Others . "	23	12	9	18	23	69,209	18,656	20,933	40,612	40,397
(Total Metals and Ores . "	53	220	74	50	41	77,117	58,830	36,295	50,574	48,033
OILS . Gals.	3,325	6,337	3,456	4,808	2,615	10,255	11,454	6,464	8,015	3,996
PAINTS AND COLOURS . Cwts.	47	30	167	47	133	3,703	3,265	7,195	3,657	9,374
PAPER AND PASTEBOARD—										
Paper—										
Writing paper and envelopes . Value	—	—	—	—	—	4,287	7,867	4,910	4,555	3,233
Other kinds . "	—	—	—	—	—	6,725	7,070	8,815	9,851	7,330
Total Paper and Pasteboard . "	—	—	—	—	—	10,992	14,937	13,725	14,406	10,563

No. 13—continued
KENYA COLONY—concluded
EXPORTS THERETO—concluded

FOREIGN MERCHANDISE—continued

ARTICLES	QUANTITY					VALUE				
	1926-27	1927-28	1928-29	1929-30	1930-31	1926-27	1927-28	1928-29	1929-30	1930-31
PROVISIONS AND OILMAN'S STORES (excluding FISH, AND FRUITS, AND VEGETABLES, CANNED OR BOTTLED) Cwts.	362	57	195	235	160	26,767	6,988	17,640	12,338	10,512
RUBBER MANUFACTURES . Value	—	—	—	—	—	6,880	3,109	15,320	514	1,254
TOBACCO Cwts.	19	337	182	200	64	925	8,610	8,109	6,459	5,009
STATIONERY (excluding PAPERS) Value	—	—	—	—	—	16,275	17,506	14,686	16,764	12,604
TEA—										
Sugar, 16 Dutch Standard and above (a) . Tons	350	816	1,547	978	—	95,650	2,47,140	4,36,776	2,47,259	—
Sugar, 23 Dutch Standard and above "	—	—	—	—	388	—	—	—	—	80,955
TEA Lbs.	10,828	—	—	942	—	8,250	—	—	1,184	—
TEXTILES—										
Cotton—										
Twist and yarn "	1,600	800	—	1,200	112	1,750	800	—	1,460	175
Manufactures—										
Hosiery Value	—	—	—	—	—	65,444	48,863	36,810	19,199	7,915
Piece-goods—										
Grey (unbleached) . Yards	648,500	691,350	276,413	147,550	418,631	2,01,144	1,97,427	73,489	41,355	87,032
White (bleached) "	116,090	69,632	93,106	77,819	35,927	47,332	32,624	32,905	24,265	14,160
Coloured, printed, or dyed "	891,605	768,885	543,153	386,788	296,038	3,14,960	2,71,036	1,61,272	1,05,110	67,440
Yarns of all descriptions "	4,560	—	—	—	1,428	1,025	—	—	—	270
Total Piece-goods "	1,660,755	1,529,867	912,672	615,157	752,024	5,64,461	5,01,087	2,67,616	1,70,730	1,69,002
Thread, sewing Lbs.	8,777	14,722	13,379	7,523	8,487	15,690	18,033	19,480	10,340	11,501
Other sorts of manufactures Value	—	—	—	—	—	5,911	20,860	6,710	3,150	771
Total Cotton manufactures (including twist and yarn) "	—	—	—	—	—	6,58,256	5,86,643	3,80,616	2,04,379	1,39,364
Haberdashery and millinery "	—	—	—	—	—	41,926	60,298	63,518	89,601	87,271
Silk—										
Manufactures "	—	—	—	—	—	4,705	9,769	13,472	7,465	8,840
Wool—										
Manufactures "	—	—	—	—	—	6,390	23,605	60,915	44,874	35,408
Other Textiles—										
Manufactured "	—	—	—	—	—	36,787	63,556	1,49,895	1,22,484	40,164
TOYS AND REQUISITES FOR GAMES AND SPORTS (including FISHING TACKLE (other than FIREARMS) . Value	—	—	—	—	—	5,895	6,308	3,363	741	1,365
UMBRELLAS, including PARASOLS AND SUN-SHADES No.	11,415	19,576	17,300	7,994	186	15,740	32,725	25,250	11,290	350
VEHICLES excluding LOCOMOTIVES, ETC., FOR RAILWAYS—										
Carriages and carts (excluding Railway carriages) and parts thereof Value	—	—	—	—	—	7,750	6,587	745	2,880	600
Other sorts "	—	—	—	—	—	4,713	1,930	4,342	27,635	18,760
POSTAL ARTICLES "	—	—	—	—	—	70,144	80,045	87,075	67,697	43,093
ALL OTHER ARTICLES OF MERCHANDISE "	—	—	—	—	—	56,539	34,987	35,730	41,008	42,159
GRAND TOTAL "	—	—	—	—	—	15,36,893	16,21,715	16,51,865	12,18,386	8,26,660
GRAND TOTAL OF INDIAN AND FOREIGN MERCHANDISE "	—	—	—	—	—	1,13,11,774	1,10,66,955	1,22,33,464	1,07,00,547	72,84,403

(a) Shown under New Sub-head from 1930-31.

TANGANYIKA TERRITORY

(544)

No. 13—continued
TANGANYIKA TERRITORY
IMPORTS THEREFROM

ARTICLES	QUANTITY					VALUE				
	1926-27	1927-28	1928-29	1929-30	1930-31	1926-27	1927-28	1928-29	1929-30	1930-31
						R	R	R	R	R
GRAIN, PULSE AND FLOUR—										
Jowar and bajra . . . Tons	212	9	37,905	2,460
HIDES AND SKINS, RAW . . "	..	48	5	29	81,656	4,650	37,028	500
IVORY—										
Unmanufactured . . . Lbs.	20,809	16,531	9,869	2,842	484	1,49,051	1,21,454	67,060	18,145	2,027
METALS (excluding ORES) . . Tons	36	44	33	12	12	10,845	19,722	16,902	5,595	6,485
TEXTILES—										
Cotton—										
Raw "	780	380	191	571	892	12,75,817	4,03,900	3,03,090	7,03,503	10,40,305
POSTAL ARTICLES NOT SPECIFIED . . . Value	—	—	—	—	—	7,596	7,044	8,129	9,400	7,258
ALL OTHER ARTICLES OF MERCHANDISE . . . "	—	—	—	—	—	15,996	12,518	17,238	16,663	50,083
GRAND TOTAL . . . "	—	—	—	—	—	15,06,210	7,08,754	4,17,959	3,50,383	11,07,318

EXPORTS THERETO

INDIAN MERCHANDISE

ARTICLES	QUANTITY					VALUE				
	1926-27	1927-28	1928-29	1929-30	1930-31	1926-27	1927-28	1928-29	1929-30	1930-31
						R	R	R	R	R
APPAREL (including DRAPEY, UNIFORMS, ACCOUTREMENTS, BUT excluding Hosiery and Boots and Shoes) . . Value	—	—	—	—	—	9,530	12,025	9,640	13,450	8,630
BOOKS, PRINTED, AND PRINTED MATTER (not being STATIONERY), including MAPS AND CHARTS . . . Cwts.	58	82	66	49	48	7,900	14,142	11,801	7,170	9,018
BOOTS AND SHOES . . . Pairs	22,103	31,674	29,488	28,958	22,894	32,057	46,080	42,085	44,758	32,000
CANDLES OF ALL KINDS . . Lbs.	10,872	11,250	6,058	180	5,550	5,030	3,500	2,600	90	2,200
DRUGS AND MEDICINES (excluding CHEMICALS AND NARCOTICS) . . . Value	—	—	—	—	—	7,855	15,530	11,211	9,540	8,655
DYING AND TANNING SUBSTANCES . . . Cwts.	315	389	506	502	276	10,187	11,550	15,337	10,915	12,218
FRUITS AND VEGETABLES . . Value	—	—	—	—	—	7,494	13,841	17,508	11,725	16,015
Furniture and Cabinetware . . "	—	—	—	—	—	1,628	4,848	5,200	10,495	4,675
Glass and Glassware . . . "	—	—	—	—	—	4,000	5,690	3,585	3,430	1,450
GRAIN, PULSE AND FLOUR—										
Pulse Tons	160	188	149	146	194	44,292	39,262	40,058	40,890	58,160
Rice not in the husk . . "	311	256	249	522	377	1,00,887	82,758	80,185	1,44,708	1,04,728
Wheat "	205	250	220	229	243	56,750	69,435	59,110	64,140	65,825
Wheat flour "	574	390	201	193	313	1,40,386	89,083	46,008	44,257	54,690
Other sorts "	16	16	23	28	40	3,724	4,120	7,026	7,834	10,935
Total Grain, Pulse and Flour . . "	1,266	1,050	842	1,118	1,167	3,46,019	2,84,658	2,32,387	3,01,829	2,89,338
HAIRDWARE AND CUTLERY . . Value	—	—	—	—	—	9,887	16,969	7,915	17,155	5,385
INSTRUMENTS, APPARATUS, AND APPLIANCES AND PARTS THEREOF . . "	—	—	—	—	—	9,550	22,034	37,099	14,925	13,160
LEATHER—										
Hides and Skins, tanned or dressed . . . (Tons or Nos.)	6	7	11	5	2	17,415	16,718	23,373	13,248	8,925
Other sorts Value	—	—	—	—	—	9,080	12,715	12,507	16,164	11,850
Total Leather "	—	—	—	—	—	26,495	29,433	35,970	29,412	20,775
METALS AND ORES . . . Tons	29	27	25	24	17	89,633	60,548	53,941	54,236	41,242

No. 13—continued
TANGANYIKA TERRITORY—continued
EXPORTS THERETO—continued

INDIAN MERCHANDISE—continued

ARTICLES	QUANTITY					VALUE				
	1926-27	1927-28	1928-29	1929-30	1930-31	1926-27	1927-28	1928-29	1929-30	1930-31
PROVISIONS AND OILMAN'S STORES (including FISH AND FRUITS AND VEGETABLES, CANNED OR BOTTLED)—						R	R	R	R	R
Butter . . . Cwts.	574	620	1,010	940	1,157	79,750	85,100	1,85,461	1,80,145	1,54,082
Other sorts of provisions Value	—	—	—	—	—	12,840	24,578	17,662	18,218	17,261
Total Provisions and Oilman's stores . . . "	—	—	—	—	—	92,590	1,09,678	1,53,123	1,48,363	1,71,343
SEEDS . . . Tons	18	27	28	30	26	18,794	20,431	27,498	33,829	47,860
SPICES—										
Betelnuts . . . Cwts.	111	128	164	119	130	7,506	8,062	9,867	7,367	7,860
Ginger . . . "	116	111	83	92	99	4,805	5,108	8,715	2,947	4,885
Pepper . . . "	163	115	138	130	148	9,480	6,674	10,442	9,207	9,606
Other sorts . . . "	60	34	80	57	48	12,745	1,262	2,830	2,885	1,014
Total Spices . . . "	450	388	465	398	425	24,076	21,101	26,854	21,906	24,365
TEA, BLACK . . . Lbs.	58,078	77,798	107,088	183,570	62,484	62,582	80,568	1,02,280	1,13,565	55,471
TEXTILES—										
Cotton—										
Twist and Yarn . . . Lbs.	12,168	2,856	13,340	19,712	15,468	11,500	2,650	11,940	17,750	12,950
Manufactures—										
Piece goods—										
Grey (unbleached) . Yards	3,134,920	1,866,910	2,816,417	2,148,100	1,743,220	9,72,097	5,78,473	9,51,804	6,92,901	5,73,444
White (bleached) . . "	—	107,373	45,900	9,880	3,400	—	73,410	14,600	2,600	850
Coloured, printed, or dyed . . "	6,396,494	9,270,458	9,068,052	9,030,907	8,872,665	15,85,382	22,89,246	22,01,615	19,00,380	14,88,06
Total Piece goods . . . "	9,531,414	11,244,741	12,530,369	11,188,457	10,124,285	25,57,429	29,36,129	31,77,519	25,95,881	20,62,351
Thread, Sewing . . . Lbs.	5,674	5,135	6,606	8,950	5,442	7,820	5,845	7,230	9,450	4,770
Other sorts of manufactures . Value	—	—	—	—	—	1,02,820	1,00,349	1,08,815	52,105	28,940
Total Cotton manufactures (including twist and yarn) . . . "	—	—	—	—	—	26,79,129	30,44,973	33,05,504	26,75,186	21,09,011
Jute—										
Manufactures—										
Gunny bags . . . No.	835,500	566,325	641,800	626,700	602,450	1,61,068	2,91,241	2,77,620	2,36,533	1,79,191
cloth . . . Yards	160,000	258,500	250,000	336,200	300,000	38,550	54,802	61,737	69,607	43,371
Rope and Twine . . Cwts.	312	244	283	229	177	8,287	6,407	7,880	6,242	4,851
UMBRELLAS including PARASOLS AND SUNSHADES . . . No.	3,500	6,126	16,468	1,520	240	7,200	21,200	21,700	1,900	300
WOOD AND TIMBER . . . Value	—	—	—	—	—	7,367	8,585	12,530	15,207	11,390
POSTAL ARTICLES . . . "	—	—	—	—	—	1,01,408	1,33,977	1,39,147	95,678	92,287
ALL OTHER ARTICLES OF MERCHANDISE . . . "	—	—	—	—	—	34,175	26,965	29,746	34,524	28,481
GRAND TOTAL . . . "	—	—	—	—	—	37,42,751	43,60,821	46,51,958	39,76,759	32,33,281

No. 13—continued
TANGANYIKA TERRITORY—concluded
EXPORTS THERETO—concluded

FOREIGN MERCHANDISE

ARTICLES	QUANTITY					VALUE				
	1926-27	1927-28	1928-29	1929-30	1930-31	1926-27	1927-28	1928-29	1929-30	1930-31
						£	£	£	£	£
APPAREL (including DRESS- FERRY, UNIFORMS, ACCOU- TREMENTS BUT excluding HOSIERY AND BOOTS AND SHOES) Value	—	—	—	—	—	8,095	8,108	12,010	8,110	4,964
BOOKS, PRINTED, AND PRINT- ED MATTER (NOT BEING STATIONERY) including MAPS AND CHARTS Cwts.	14	27	13	31	10	5,250	10,115	3,855	8,244	3,109
COAL AND COKE Tons	3,462	85,936
CUTLERY Value	—	—	—	—	—	8,409	12,550	12,530	36,165	26,375
DYING AND TANNING SUB- STANCES "	—	—	—	—	—	10,137	3,700	12,150	17,320	4,810
EARTHENWARE AND PORCE- LAIN "	—	—	—	—	—	4,593	1,870	1,625	2,070	250
ELECTROPLATED WARE "	—	—	—	—	—	5,000	..
FRUITS AND VEGETABLES— Fruits and vegetables dried, salted, or pre- served Tons	19	16	15	15	..	17,642	24,595	22,310	18,795	21,030
GLASS AND GLASSWARE Value	—	—	—	—	—	8,545	15,760	5,000	4,543	2,575
HARDWARE (excluding CUTLERY AND ELECTRO- PLATED WARE) "	—	—	—	—	—	38,537	33,421	29,167	30,988	15,692
INSTRUMENTS, APPARATUS AND APPLIANCES AND PARTS THEREOF "	—	—	—	—	—	580	2,445	2,732	6,870	1,150
MACHINERY AND MILLWORK "	—	—	—	—	—	1,900	14,195	5,773	23,486	4,845
MATCHES Gross of Boxes	200	400
MEALS AND OATS Tons	50	13	39	39	21	34,924	14,378	22,410	24,665	11,176
PAPER AND PAPERBOARD Value	—	—	—	—	—	10,180	14,852	17,905	11,323	4,517
STATIONERY (excluding PAPER) "	—	—	—	—	—	6,573	4,604	5,528	5,501	3,021
SUGAR Tons	182	284	332	446	411	48,508	87,375	94,314	1,09,811	88,707
TEXTILES— Cotton— Manufactures— Hosiery Value	—	—	—	—	—	23,225	28,010	8,744	2,375	6,475
Piece goods— Grey (unbleached) Yards	252,300	179,100	188,200	42,110	38,400	75,410	49,174	52,640	13,050	11,660
White (bleached) "	38,652	45,075	17,434	40,944	2,957	16,940	18,031	9,855	11,375	1,075
Coloured, printed, or dyed "	253,681	168,056	173,053	127,226	37,774	87,721	58,147	55,911	45,675	11,775
Fents of all descriptions "	924	550
Total Piece goods "	544,633	392,231	374,621	210,230	79,131	1,80,071	1,25,352	1,18,956	70,600	24,510
Thread, Sewing Lbs.	9,856	14,080	15,710	13,386	9,499	12,100	16,770	17,000	14,850	10,080
Other sorts of manu- factures Value	—	—	—	—	—	2,375	550	700	1,657	..
Total Cotton manu- factures (including twist and yarn) "	—	—	—	—	—	2,17,771	1,65,682	1,45,400	89,522	41,065
Haberdashery and millinery "	—	—	—	—	—	69,383	76,881	74,950	23,005	51,417
Silk manufactures "	—	—	—	—	—	18,891	17,220	4,390	2,551	640
Wool manufactures "	—	—	—	—	—	10,255	12,290	9,767	12,030	6,325
Other textiles— Manufactured "	—	—	—	—	—	22,271	42,739	65,544	60,809	29,540
UMBRELLAS, including PARASOLS AND SUNSHADES No.	14,220	26,128	36,923	2,250	1,200	17,660	35,175	43,075	2,800	1,500
VEHICLES, including LOCOMO- TIVES FOR RAILWAYS, ETC. Value	—	—	—	—	—	50	5,375	14,575	10,985	19,760
POSTAL ARTICLES "	—	—	—	—	—	7,471	8,540	11,866	39,573	10,753
ALL OTHER ARTICLES OF MERCHANDISE "	—	—	—	—	—	31,350	28,567	37,159	34,426	23,179
GRAND TOTAL "	—	—	—	—	—	5,93,975	6,39,937	7,41,971	5,98,602	3,81,426
GRAND TOTAL OF INDIAN AND FOREIGN MERCHANDISE "	—	—	—	—	—	43,41,726	50,00,758	53,93,929	45,75,861	36,14,663

No. 13—continued
UGANDA PROTECTORATE
IMPORTS THEREFROM

ARTICLES	QUANTITY					VALUE				
	1926-27	1927-28	1928-29	1929-30	1930-31	1926-27	1927-28	1928-29	1929-30	1930-31
POSTAL ARTICLES NOT SPECIFIED. . . Value	—	—	—	—	—	R	R	R	R	R
ALL OTHER ARTICLES OF MERCHANDISE . . . "	—	—	—	—	—	..	18	..	2	..
GRAND TOTAL . . . "	—	—	—	—	—	..	500	2,223	343	140
							603	2,223	345	140

EXPORTS THERETO

INDIAN MERCHANDISE

ARTICLES	QUANTITY					VALUE				
	1926-27	1927-28	1928-29	1929-30	1930-31	1926-27	1927-28	1928-29	1929-30	1930-31
POSTAL ARTICLES . . . Value	—	—	—	—	—	R	R	R	R	R
ALL OTHER ARTICLES OF MERCHANDISE . . . "	—	—	—	—	—	..	1,250	..	935	..
GRAND TOTAL . . . "	—	—	—	—	—	1,14,000	1,86,410	2,27,462	2,77,707	2,85,611
						1,14,000	1,87,069	2,27,462	2,78,702	2,85,611

FOREIGN MERCHANDISE

ARTICLES	QUANTITY					VALUE				
	1926-27	1927-28	1928-29	1929-30	1930-31	1926-27	1927-28	1928-29	1929-30	1930-31
POSTAL ARTICLES . . . Value	—	—	—	—	—	R	R	R	R	R
ALL OTHER ARTICLES OF MERCHANDISE . . . "	—	—	—	—	—	..	920	510
GRAND TOTAL . . . "	—	—	—	—	—	23,598	42,884	42,017	44,260	43,342
GRAND TOTAL OF INDIAN AND FOREIGN MERCHANDISE . . . "	—	—	—	—	—	1,43,258	2,30,558	2,69,479	3,22,962	2,78,953

NYASALAND PROTECTORATE
IMPORTS THEREFROM

ARTICLES	QUANTITY					VALUE				
	1926-27	1927-28	1928-29	1929-30	1930-31	1926-27	1927-28	1928-29	1929-30	1930-31
METALS AND ORES—						R	R	R	R	R
Tin. Cwts	100	18,185
ALL OTHER ARTICLES OF MERCHANDISE . . . "	—	—	—	—	—	2,098	3,173	708	3,450	777
GRAND TOTAL . . . "	—	—	—	—	—	20,823	3,173	708	3,450	777

EXPORTS THERETO

INDIAN MERCHANDISE

ARTICLES	QUANTITY					VALUE				
	1926-27	1927-28	1928-29	1929-30	1930-31	1926-27	1927-28	1928-29	1929-30	1930-31
POSTAL ARTICLES . . . Value	—	—	—	—	—	R	R	R	R	R
ALL OTHER ARTICLES OF MERCHANDISE . . . "	—	—	—	—	—	19,099
GRAND TOTAL . . . "	—	—	—	—	—	3,888	3,250	3,076
						3,888	3,250	22,175

FOREIGN MERCHANDISE

ARTICLES	QUANTITY					VALUE				
	1926-27	1927-28	1928-29	1929-30	1930-31	1926-27	1927-28	1928-29	1929-30	1930-31
TOTAL VALUE . . . Value	—	—	—	—	—	R	R	R	R	R
GRAND TOTAL OF INDIAN AND FOREIGN MERCHANDISE . . . "	—	—	—	—	—	..	50	1,940
						3,888	3,300	24,115

ITALIAN EAST AFRICA (SOMALILAND AND ERITREA)

IMPORTS THEREFROM

ARTICLES	QUANTITY					VALUE				
	1926-27	1927-28	1928-29	1929-30	1930-31	1926-27	1927-28	1928-29	1929-30	1930-31
						B	B	B	B	B
GUMS AND RESINS . . . Cwts.	918	518	2,151	1,483	1,325	20,839	12,042	60,899	26,911	30,000
HIDES AND SKINS, RAW { Tons -No.	::	::	::	-9,255	::	::	::	::	12,750	::
METALS AND ORES— Iron or Steel— Tubes, Pipes and Fittings, Wrought . . . Tons	::	::	18	::	::	::	::	12,450	::	::
SALT "	54,551	50,223	51,920	63,465	154,139	11,53,675	15,17,063	11,64,998	18,17,280	22,17,500
SHELLS AND COURRES— Shells Cwts.]	1,081	1,158	1,318	708	294	24,747	23,700	25,961	30,918	10,81
POSTAL ARTICLES NOT SPECIFIED Value	-	-	-	-	-	380	::	::	::	::
ALL OTHER ARTICLES OF MERCHANDISE "	-	-	-	-	-	6,940	11,353	10,920	25,787	21,25
GRAND TOTAL "	-	-	-	-	-	12,06,590	15,64,330	12,75,276	14,23,692	22,85,58

EXPORTS THEREFROM

INDIAN MERCHANDISE

ARTICLES	QUANTITY					VALUE				
	1926-27	1927-28	1928-29	1929-30	1930-31	1926-27	1927-28	1928-29	1929-30	1930-31
						B	B	B	B	B
CHEMICALS AND CHEMICAL PRE- PARATIONS (excluding CHEMICAL MANURES AND MEDICINES) Value	-	-	-	-	-	1,728	5,392	4,704	3,939	3,801
COAL AND COKE Tons	1,150	::	::	::	::	13,800	-	-	-	-
CORDAGE AND ROPE OF VEGETABLE FIBRE Cwts.	85	75	335	243	140	1,250	1,125	5,718	5,835	2,430
DRUGS AND MEDICINES (excluding CHEMICALS AND NARCOTICS) Value	-	-	-	-	-	240	70	2,036	21,337	1,020
DYING AND TANNING SUB- STANCES "	6	19	148	93	210	150	355	5,211	3,100	5,480
FODDER, BRAN, AND POLLARDS Tons	::	::	::	57	::	-	-	-	8,700	-
FRUITS AND VEGETABLES Value	-	-	-	-	-	2,328	3,878	13,744	7,911	7,360
GRAIN, PULSE AND FLOUR— Barley Tons	::	16	11	21	60	-	1,663	1,167	2,270	6,418
Jowar and bajra "	5	3,084	13,392	4,544	91	1,095	4,98,229	20,92,175	6,89,932	12,975
Maize "	::	58	121	24	::	-	7,750	20,470	3,967	-
Pulse "	21	59	24	43	42	5,108	13,519	6,100	11,011	10,416
Rice not in the husk "	1,019	2,022	2,705	2,355	1,978	2,08,110	3,82,293	4,95,200	4,86,948	3,20,962
Wheat "	::	27	28	102	75	195	4,684	5,087	21,938	13,562
Wheat flour "	274	2,145	2,960	3,689	2,407	50,911	4,42,962	6,23,501	7,66,605	3,49,125
Other sorts "	-	-	-	-	-	20	12	84	80	58
Total Grain, Pulse and Flour "	1,319	7,412	19,241	10,728	4,653	2,71,439	13,46,062	32,43,784	19,12,561	7,19,515

No. 13—continued

ITALIAN EAST AFRICA (SOMALILAND AND ERITREA)—continued

EXPORTS THERETO—continued

INDIAN MERCHANDISE—continued

ARTICLES	QUANTITY					VALUE				
	1926-27	1927-28	1928-29	1929-30	1930-31	1926-27	1927-28	1928-29	1929-30	1930-31
HIDES AND SKINS RAW { TONS NO.	32 =25,525	..	R	R	R	R	R
METALS AND ORES . Tons	18	12	17	7	6	9,705	10,055	13,595	6,345	8,800
Oils Gals.	54	117	4,319	9,168	545	180	350	13,444	22,423	2,190
Seeds Tons	..	2	28	27	15	200	1,586	17,691	16,179	10,023
SPICES—										
Cardamums . . . Ows.	1	4	8	25	7	130	1,200	2,075	6,100	1,225
Chillies "	6	175	4,039	4,409	1,834	185	4,829	1,11,539	1,54,325	46,322
Ginger "	127	492	983	1,112	997	5,540	20,210	44,937	45,926	38,775
Pepper "	46	127	780	521	511	2,830	8,604	66,719	43,890	32,825
Other sorts . . . "	13	25	37	9	15	715	1,820	1,426	370	535
Total Spices . . "	193	823	5,847	6,076	3,864	9,400	36,663	2,26,737	2,50,311	1,19,683
TEA—										
Black Lbs.	132,328	134,025	239,830	279,065	216,790	1,03,379	1,02,578	1,56,048	1,37,333	90,075
TEXTILES—										
Cotton—										
Twist and yarn . "	67,650	58,650	32,400	64,300	47,234	60,958	50,750	31,300	57,730	29,530
Manufactures—										
Handkerchiefs and shawls in the piece No.	19,216	117,550	57,260	20,940	75,250	10,150	36,855	16,650	5,748	16,450
Piece goods—										
Grey (unbleached) Yards	910,105	278,070	176,680	244,699	158,947	2,00,845	70,425	47,502	64,315	31,186
White (bleached) "	23,206	6,000	6,400	2,300	5,800	6,350	1,200	3,200	650	1,820
Coloured, printed, or dyed . . . "	1,073,187	508,910	590,496	594,940	362,290	3,12,375	1,40,650	1,90,235	1,60,110	1,12,490
Total Piece goods . . "	2,006,472	792,980	773,576	751,939	526,837	5,19,470	2,12,275	2,40,937	2,25,575	1,45,406
Other sorts of manufactures . Value	—	—	—	—	—	17,712	12,950	19,729	22,297	8,790
Total Cotton manufactures (including twist and yarn) . "	—	—	—	—	—	6,08,290	3,12,830	3,08,666	3,11,350	2,00,266
LABRDASHERY AND MILLINERY "	—	—	—	—	—	3,418	9,200	9,300	1,660	6,775
Jute—										
Manufactures—										
Gunny bags . . . No.	134,450	176,650	62,200	77,900	155,000	75,794	95,850	29,422	26,023	47,793
Silk, Raw Lbs.	1,425	2,174	950	600	100	8,595	10,700	4,700	1,600	500
" Manufactures . Value	—	—	—	—	—	9,350	8,100	4,125
DRAGON Lbs.	40,880	37,206	154,339	29,512	62,608	22,640	18,240	64,555	13,320	29,480
FOOD AND TIMBER . . Value	—	—	—	—	—	30,795	741	7,430	3,075	2,010
ALL OTHER ARTICLES OF MERCHANDISE . . . "	—	—	—	—	—	19,980	16,671	33,373	24,720	23,573
RAND TOTAL "	—	—	—	—	—	11,83,300	10,72,336	41,59,508	28,25,510	12,84,878

FOREIGN MERCHANDISE

ARTICLES	QUANTITY					VALUE				
	1926-27	1927-28	1928-29	1929-30	1930-31	1926-27	1927-28	1928-29	1929-30	1930-31
WHEAT AND COAL . . . Tons	920	300	..	R 18,400	R ..	R ..	R 4,800	R ..
FRUITS AND VEGETABLES . Value	—	—	—	—	—	373	5,632	764	1,837	665
BOXES Gross of boxes	6,500	1,800	13,000	3,600	..

ITALIAN EAST AFRICA (SOMALILAND AND ERITREA)—concluded

EXPORTS THERETO—concluded

FOREIGN MERCHANDISE—continued

ARTICLES	QUANTITY					VALUE				
	1926-27	1927-28	1928-29	1929-30	1930-31	1926-27	1927-28	1928-29	1929-30	1930-31
SPICES . . . Cwts.	10	67	306	95	274	320	2,677	14,101	3,333	17,070
SUGAR— Sugar, 16 Dutch (a) standard and above Tons	26	340	767	120	—	7,094	82,782	1,00,779	19,750	—
Sugar 33 Dutch stan- dard and above . . . "	—	—	—	—	70	—	—	—	—	11,020
TEXTILES— Cotton— Twist and yarn . Lbs.	18,090	6,900	9,030	800	..	29,000	8,555	9,830	900	..
Manufactures— Piece goods— Grey (unbleached) . Yards	183,250	683,600	114,680	76,500	9,000	60,617	1,91,746	33,677	23,075	1,000
White (bleached) . "	2,000	—	11,240	2,980	..	1,250	..	4,550	756	..
Coloured, printed, or dyed . . . "	20,520	33,200	35,900	21,450	25,340	6,625	9,660	11,290	13,625	4,237
Total Piece-goods . . "	205,870	716,800	161,820	100,930	34,340	67,492	2,01,406	49,517	37,456	6,137
Other sorts of manu- factures . . . Value	—	—	—	—	—	1,585	1,340	1,177	1,700	..
Total Cotton manufac- tures (including twist and yarn) . . . "	—	—	—	—	—	98,077	2,11,801	60,524	40,056	6,137
ALL OTHER ARTICLES OF MERCHANDISE . . . "	—	—	—	—	—	11,467	32,478	25,247	12,731	10,716
GRAND TOTAL . . . "	—	—	—	—	—	1,35,751	3,35,370	2,74,415	86,157	45,008
GRAND TOTAL OF INDIAN AND FOREIGN MERCHANDISE . . . "	—	—	—	—	—	13,19,051	23,07,706	44,43,923	29,11,667	13,30,436

SOMALILAND (BRITISH AND FRENCH)

IMPORTS THEREFROM

ARTICLES	QUANTITY					VALUE				
	1926-27	1927-28	1928-29	1929-30	1930-31	1926-27	1927-28	1928-29	1929-30	1930-31
GUMS AND RESINS . Cwts.	720	181	23,595	4,505
METALS AND ORES— Iron or Steel— Sheets and plate . Tons	52	12,970
SALT "	6,748	7,218	14,775	15,522	13,600	1,74,737	2,05,324	2,35,534	2,95,642	1,89,248
POSTAL ARTICLES NOT SPECIFIED . . . Value	—	—	—	—	—	414	437	675	253	164
ALL OTHER ARTICLES OF MERCHANDISE . . . "	—	—	—	—	—	3,573	2,638	12,627	10,539	9,392
GRAND TOTAL . . . "	—	—	—	—	—	1,78,724	2,09,444	3,11,707	3,36,379	2,08,809

EXPORTS THERETO

INDIAN MERCHANDISE

ARTICLES	QUANTITY					VALUE				
	1926-27	1927-28	1928-29	1929-30	1930-31	1926-27	1927-28	1928-29	1929-30	1930-31
BOOTS AND SHOES . . Pairs	205	585	1,588	783	670	986	2,859	5,835	1,990	1,725
COAL AND COKE— Coal Tons	4,645	46,450
FODDER, BRAN AND POLLARDS (excluding OILCAKE) . . "	20	8	74	226	50	3,120	800	7,200	40,800	4,800
GRAIN, PULSE AND FLOUR— Barley "	..	32	75	70	48	..	4,009	9,019	7,719	4,471
Jowar and Bajra "	10	278	5,512	1,180	115	2,300	44,028	7,53,998	1,82,561	13,420
Gram "	45	180	177	214	215	6,000	23,028	36,533	43,718	40,616

(a) Shown under the new sub-head from 1930-31 ;

No. 13—continued

SOMALILAND (BRITISH AND FRENCH)—continued

EXPORTS THERETO—continued

INDIAN MERCHANDISE—continued

ARTICLES	QUANTITY					VALUE				
	1926-27	1927-28	1928-29	1929-30	1930-31	1926-27	1927-28	1928-29	1929-30	1930-31
GRAIN, PULSE AND FLOUR—contd						R	R	R	R	R
Rice not in the husk . Tons	1,854	2,075	7,789	4,618	2,857	3,68,945	4,55,168	16,78,802	8,70,051	4,48,221
Wheat flour "	35	158	476	567	442	7,150	30,858	93,918	1,10,498	65,104
Other sorts "	..	4	54	38	21	..	1,600	13,207	7,845	4,354
Total Grain, Pulse and Flour "	1,744	2,227	14,068	6,682	3,698	3,84,395	5,08,686	25,80,477	12,22,192	5,81,186
METALS AND ORES "	..	2	1	3	1	1,200	2,405	12,845	5,840	2,675
OILS Gallons	5,870	12,302	16,750	22,658	36,825	45,005
PROVISIONS AND OILMAN'S STORES, ETC. . . . Value	680	3,328	6,826	10,780	11,365
TEA—										
Black Lbs.	38,853	72,086	182,974	144,897	270,796	56,223	60,684	1,31,949	85,989	1,51,217
TEXTILES—										
Cotton—										
Twist and yarn "	121,800	160,520	490,400	686,100	893,600	1,14,060	1,84,017	4,25,843	5,12,975	6,03,947
Manufactures—										
Piece goods—										
Grey (unbleached) . Yards	406,625	326,060	745,825	570,105	375,910	72,650	67,935	1,95,410	1,54,700	99,700
White (bleached) "	6,400	4,800	14,700	37,380	12,100	1,780	1,440	3,000	11,980	4,800
Coloured, printed, or dyed "	164,540	390,685	371,710	496,875	236,352	46,040	1,01,517	1,87,010	1,40,710	59,040
Total Piece goods "	577,565	721,545	1,181,735	1,104,360	680,362	1,20,460	1,70,892	3,86,320	3,07,390	1,63,540
Othersorts of manufactures Value	12,312	14,495	23,262	17,425	23,600
Total of Cotton manufactures (including Twist and Yarn) "	2,46,822	3,19,404	7,89,925	8,37,790	7,91,087
Jute manufactures—										
Gunny bags No.	123,900	160,000	145,000	112,500	207,000	61,697	71,158	68,469	45,768	66,749
Gunny cloth Yards	27,500	..	32,000	32,000	39,550	4,819	..	6,702	6,350	6,590
SILK, Raw Lbs.	2,925	2,774	2,118	3,268	..	22,034	23,000	7,300	11,400	..
POSTAL ARTICLES Value	1,68,089	1,15,272	68,569	52,029	33,720
ALL OTHER ARTICLES OF MERCHANDISE, "	11,843	13,284	47,892	30,873	33,271
GRAND TOTAL "	10,08,257	11,75,384	37,66,647	23,88,021	17,29,990

FOREIGN MERCHANDISE

ARTICLES	QUANTITY					VALUE				
	1926-27	1927-28	1928-29	1929-30	1930-31	1926-27	1927-28	1928-29	1929-30	1930-31
FRUITS AND VEGETABLES—						R	R	R	R	R
Fruits and Vegetables: dried, salted, or preserved, not being canned or bottled—										
Dates Tons	273	73	750	46,840	40	..
Other sorts Value	7,900	630	80
Total Fruits and Vegetables "	73	750	54,880	670	80
SUGAR—										
Sugar, 16 Dutch standard and above (a) . Tons	32	5,900	..	1,530
Sugar 23 D. S. and above "	13
TEXTILES—										
Cotton—										
Twist and yarn Lbs.	7,700	4,800	21,800	18,200	31,316	14,405	6,125	31,757	25,680	37,900
Hosiery Value	2,075	4,600	4,803	7,786	625
Manufactures—										
Piece goods—										
Grey (unbleached) . Yards	4,600	1,575
White (bleached) "	1,600	2,460	19,007	1,120	10,500	1,200	750	5,706	1,020	3,125
Coloured, printed or dyed "	45,788	31,368	55,081	7,400	1,800	12,495	6,972	16,547	3,400	1,150
Total Piece goods "	47,388	33,828	78,688	8,520	12,300	13,695	7,722	22,222	4,420	4,275
Total Cotton manufactures (including twist and yarn) Value	30,175	18,507	50,882	37,886	42,890
POSTAL ARTICLES "	12,978	9,800	7,292	3,781	4,790
ALL OTHER ARTICLES OF MERCHANDISE "	7,792	6,580	18,270	18,119	10,247
GRAND TOTAL "	51,013	35,637	1,46,174	55,456	59,537
GRAND TOTAL OF INDIAN AND FOREIGN MERCHANDISE "	10,59,270	12,11,021	39,12,821	24,43,477	17,89,536

(a) Shown under the new head from 1930-31

ABYSSINIA
IMPORTS THEREFROM

ARTICLES	QUANTITY					VALUE				
	1926-27	1927-28	1928-29	1929-30	1930-31	1926-27	1927-28	1928-29	1929-30	1930-31
						£	£	£	£	£
TOTAL VALUE	—	—	—	—	—	185	46	350	—	129

EXPORTS THERETO

INDIAN MERCHANDISE

ARTICLES	QUANTITY					VALUE				
	1926-27	1927-28	1928-29	1929-30	1930-31	1926-27	1927-28	1928-29	1929-30	1930-31
						£	£	£	£	£
TOTAL VALUE	—	—	—	—	—	..	900	1,000

FOREIGN MERCHANDISE

Nil

ANGLO-EGYPTIAN SUDAN
IMPORTS THEREFROM

ARTICLES	QUANTITY					VALUE				
	1926-27	1927-28	1928-29	1929-30	1930-31	1926-27	1927-28	1928-29	1929-30	1930-1931
						£	£	£	£	£
JMS AND BEHNS— Arabic Cwts.	294	295	2,977	454	590	6,023	7,188	64,015	13,800	15,400
Cotton—Raw "	1	34	400	33,930
OTHER ARTICLES OF MERCHANDISE "	—	—	—	—	—	2,387	2,689	4,597	5,046	1,215
GRAND TOTAL "	—	—	—	—	—	8,810	9,877	68,612	18,346	50,545

EXPORTS THERETO

INDIAN MERCHANDISE

ARTICLES	QUANTITY					VALUE				
	1926-27	1927-28	1928-29	1929-30	1930-31	1926-27	1927-28	1928-29	1929-30	1930-31
						£	£	£	£	£
PARKS (including DRAPERY, UNIFORMS, ACCOUTREMENTS, HAT excluding HOSIERY AND BOOTS AND SHOES) . Value	—	—	—	—	—	3,769	5,882	7,009	10,045	8,020
FRUITS AND VEGETABLES . Value	—	—	—	—	—	5,785	9,686	8,648	7,152	5,056
GRAIN, PULSE AND FLOUR— Jowar and Bajra Tons	9,892	1,818	12,62,269	3,09,161	55	170	180
Pulse "	38	172	37	77	210	9,827	31,360	8,276	20,382	33,916
Rice not in the husk "	85	77	56	119	62	20,855	19,042	13,400	25,040	11,735
Wheat four "	550	571	269	694	30	1,34,862	1,32,275	61,310	1,32,618	4,557
Other sorts "	—	1	388	85	262	265	296
Total Grain Pulse and Flour "	10,665	2,638	362	1,090	303	14,23,201	4,91,923	83,308	2,28,475	50,683

No. 13—continued

ANGLO-EGYPTIAN SUDAN—continued

EXPORTS THERE TO—continued

INDIAN MERCHANDISE—continued

ARTICLES	QUANTITY					VALUE				
	1926-27	1927-28	1928-29	1929-30	1930-31	1926-27	1927-28	1928-29	1929-30	1930-31
HARDWARE AND CUTLERY (including PLATEDWARE) Value	—	—	—	—	—	22,888	35,581	45,679	47,878	35,792
METALS AND ORBS Tons	8	7	12	15	17	7,061	10,873	25,227	37,275	41,086
OILS—										
Essential—										
Cinnamon Gals.	..	19	..	186	438	..	9,900	..
Sandalwood oil "	152	359	260	223	387	22,610	45,777	43,452	38,616	41,130
Palma Rose oil "	3,214	4,682	2,877	5,139	5,319	1,31,167	1,02,624	1,50,969	2,07,440	1,02,750
Other sorts "	1,668	1,508	1,768	1,672	1,858	28,817	30,640	41,035	48,517	40,150
Total Essential oils "	5,034	6,568	4,905	7,220	7,564	1,32,594	2,39,479	2,35,456	3,04,473	2,74,030
Other oils "	389	780	1,259	586	1,218	1,375	2,965	4,430	1,585	4,155
Total of Oils "	5,423	7,348	6,164	7,806	8,782	1,33,969	2,42,444	2,39,886	3,06,058	2,78,185
PROVISIONS AND OILMAN'S STORES—										
Butter Cwts.	193	250	234	193	158	29,046	37,327	20,024	24,048	16,508
Other sorts of Provisions . Value	—	—	—	—	—	4,014	4,790	4,450	4,845	4,755
Total Provisions and Oilman's stores "	—	—	—	—	—	33,060	42,117	31,374	29,793	23,263
SEEDS Tons	11	7	13	9	11	6,182	2,200	4,755	2,846	3,630
SPICES—										
Cardamoms Cwts.	39	88	38	95	182	9,237	18,496	10,000	26,854	36,965
Ginger "	830	942	1,046	1,340	1,858	29,062	27,189	43,477	53,260	57,668
Pepper "	586	500	585	605	506	35,540	47,009	61,360	54,232	31,665
Other sorts "	89	47	153	9	10	2,170	1,845	2,875	610	615
Total Spices "	1,544	1,637	1,822	2,148	2,556	76,009	94,539	1,17,712	1,34,956	1,29,913
TEA, BLEND Lbs.	2,765,611	1,677,788	1,135,498	1,916,071	1,734,456	19,48,121	11,68,766	7,53,812	10,85,521	8,02,223
TAXILES—										
Cotton—										
Twist and yarn "	22,000	2,800	1,200	50,400	1,200	16,500	4,800	1,200	18,981	900
Manufactures—										
Piece-goods—										
Grey (unbleached) . Yards	435,546	1,150,956	1,363,197	1,050,168	499,950	93,913	2,20,143	3,08,576	2,24,385	95,770
White (bleached) "	23,340	10,630	62,100	80,975	..	6,730	4,235	14,487	41,025	..
Coloured, printed or dyed "	1,498,105	2,574,034	2,296,173	1,673,405	1,609,660	5,10,341	7,88,334	6,83,418	5,17,954	4,86,223
Total Piece-goods "	1,956,991	3,735,670	3,721,470	2,816,688	2,198,710	6,10,984	10,21,712	10,06,481	7,83,364	5,81,993
Other sorts of Manufactures . Value	—	—	—	—	—	10,755	12,086	15,745	15,472	16,963
Total Cotton Manufactures (including Twist and Yarn) "	—	—	—	—	—	6,38,239	10,38,548	10,23,426	8,17,517	5,99,855
Jute—										
Manufactures—										
Gunny bags No.	1,971,500	2,019,500	2,295,400	4,858,440	1,749,150	13,20,506	14,41,326	16,28,607	19,46,961	7,40,308
Gunny Cloth Yards	..	25,000	52,000	81,250	62,525	..	8,500	16,210	35,206	10,149
WOOD AND TIMBER Value	—	—	—	—	—	53,269	77,607	71,952	1,22,829	88,990
ALL OTHER ARTICLES OF MERCHANDISE "	—	—	—	—	—	25,255	18,444	20,846	23,100	31,721
GRAND TOTAL "	—	—	—	—	—	57,52,934	40,96,986	40,78,446	48,35,906	33,46,773

FOREIGN MERCHANDISE

ARTICLES	QUANTITY					VALUE				
	1926-27	1927-28	1928-29	1929-30	1930-31	1926-27	1927-28	1928-29	1929-30	1930-31
						£	£	£	£	£
FRUITS AND VEGETABLES—										
Fruits and vegetables: Dried, salted or preserved—										
Dates Tons	..	125	..	74	50,000	..	21,290	..
Other sorts Value	—	—	—	—	—	2,983	3,795	1,140	1,400	2,305
Total Fruits and Vegetables "	—	—	—	—	—	2,983	53,795	1,140	22,690	2,305
GLASS AND GLASSWARE . . . £										
METALS AND ORES . . . TONS	2	8	19	19	31	7,650	22,670	46,297	46,475	66,848
OILS Gals.	..	774,723	263	862,775	304	..	1,76,433	12,680	1,72,555	9,950
PERFUMERY (not being PERFUMED SPIRITS) . . . Value										
SPICES Cwts.	84	126	188	165	560	3,650	2,907	5,771	5,200	12,915
SUGAR TONS	..	20	5,060
TEXTILES—										
Cotton—										
Manufactures—										
Piece goods—										
Grey (unbleached) . Yards	151,412	238,400	373,942	196,515	24,224	49,012	2,23,000	1,03,182	59,846	7,230
White (bleached) . "	17,850	68,738	72,466	3,310	..	9,250	23,372	23,930	1,072	..
Coloured, printed or dyed "	20,400	27,300	64,482	21,100	9,900	6,500	7,840	19,687	5,322	2,400
Total Piece-goods "	189,662	334,438	510,890	221,425	34,124	64,762	2,54,712	1,46,799	66,240	9,630
Other sorts of manufactures Value	—	—	—	—	—	..	50	2,310	140	..
Total Cotton Manufactures (including twist and yarn) "	—	—	—	—	—	64,762	2,54,762	1,49,109	66,380	9,630
Postal articles not specified "	—	—	—	—	—	570	2,155	..
ALL OTHER ARTICLES OF MERCHANDISE "	—	—	—	—	—	6,001	12,931	16,068	12,872	12,638
GRAND TOTAL "	—	—	—	—	—	86,209	5,32,400	2,43,400	3,33,668	1,25,591
GRAND TOTAL OF INDIAN AND FOREIGN MERCHANDISE "	—	—	—	—	—	65,39,143	52,29,336	43,21,846	51,69,574	29,72,364

No. 13—continued

MAURITIUS AND DEPENDENCIES

IMPORTS THEREFROM

ARTICLES	QUANTITY					VALUE				
	1926-27	1927-28	1928-29	1929-30	1930-31	1926-27	1927-28	1928-29	1929-30	1930-31
METALS (excluding ores) . Tons	25	42	40	19	72	12,008	24,994	24,829	18,084	26,718
SUGAR	88	1	2	21,243	181	370
VEHICLES excluding LOCOMOTIVES, ETC., FOR RAILWAYS— Mechanically propelled vehicles, etc.— Motor cars (including taxi cabs) No.	..	1	11,907
POSTAL ARTICLES NOT SPECIFIED	2,515	1,906	1,790	1,069	717
ALL OTHER ARTICLES OF MERCHANDISE	9,078	18,366	13,661	4,615	9,843
GRAND TOTAL	44,899	57,294	40,650	18,768	37,278

EXPORTS THERETO

INDIAN MERCHANDISE

ARTICLES	QUANTITY					VALUE				
	1926-27	1927-28	1928-29	1929-30	1930-31	1926-27	1927-28	1928-29	1929-30	1930-31
APPAREL (including DRESSING, UNIFORMS, ACCOUTREMENTS, BUT excluding HOSIERY AND BOOTS AND SHOES) Value	21,500	40,232	23,919	27,375	13,967
BOOTS AND SHOES Pairs	1,350	4,112	1,660	1,525	1,368	1,895	6,427	3,575	8,869	1,895
BUILDING AND ENGINEERING MATERIALS— Other than of Iron, Steel or Wood Value	4,660	..	46,080	30,414	2,537
CANDLES OF ALL KINDS Lbs.	194,992	191,142	171,102	219,375	241,564	54,955	54,184	48,225	61,698	67,939
CHEMICALS AND CHEMICAL PREPARATIONS (excluding CHEMICAL MANURES AND MEDICINES)— Potassium compounds— Saltpetre Cwts. Other sorts of chemicals Value	3,180	12,682	5,350	2,278	4,457	55,278 843	1,89,147 615	1,20,000 4,361	45,560 6,761	70,506 822
Total Chemicals, etc.	55,621	1,89,762	1,24,361	52,321	71,323
COAL AND COKE Tons	..	1,555	1,720	2,151	2,007	..	18,660	19,800	24,046	22,077
COIR, MANUFACTURED (excluding ROPS)	47	67	34	59	108	22,339	28,847	15,138	26,942	23,762
CORDAGE AND ROPE OF VEGETABLE FIBRE (excluding JUTE AND COTTON) Cwts.	554	609	383	442	509	19,759	21,921	15,426	15,353	16,914
DRUGS AND MEDICINES (excluding CHEMICALS AND NARCOTICS) Value	4,684	4,668	8,751	4,539	5,024
DYEING AND TANNING SUBSTANCES— Turmeric Cwts. Other sorts	1,470	2,140	1,922	2,178	1,772	51,677	69,842	61,602	64,707	45,258
Total Dyeing and Tanning Substances	2	12	11	4	..	113	83	108	108	..
Total Dyeing and Tanning Substances	1,472	2,152	1,933	2,182	1,772	51,790	69,425	61,710	64,815	45,258
FISH (excluding CANNED FISH)— Fish, dry, unsalted Fish dry, salted FODDER, BRAN, AND POLLARDS (excluding oilcake) Tons	2,069	6,141	3,885	2,688	3,647	62,255	1,90,861	1,09,880	86,217	1,09,869
	..	13	..	175	7	..	390	..	5,750	150
	1,437	1,903	775	754	506	1,33,301	1,58,577	79,510	76,912	60,907

No. 13—continued
 MAURITIUS AND DEPENDENCIES—continued
 EXPORTS THERETO—continued

INDIAN MERCHANDISE—continued

ARTICLES	QUANTITY					VALUE				
	1926-27	1927-28	1928-29	1929-30	1930-31	1926-27	1927-28	1928-29	1929-30	1930-31
FRUITS AND VEGETABLES—										
Fresh Fruits and Vegetables . . . Value	—	—	—	—	—	R	R	R	R	R
Fruits and vegetables: dried, salted, or preserved, all sorts . . . Tons	94	82	90	86	56	18,956	45,874	15,754	11,501	20,029
Total Fruits and Vegetables . . . Value	—	—	—	—	—	18,226	15,922	16,437	15,939	5,444
						37,182	61,296	32,191	27,440	25,473
GLASS AND GLASSWARE . . . Value	—	—	—	—	—	6,530	9,775	3,862	420	2,745
GRAIN, PULSE AND FLOUR—										
Oats . . . Tons	66	..	52	..	5	9,100	..	6,298	..	1,050
Pulse—										
Gram . . . "	823	1,355	770	666	452	1,24,549	1,04,550	1,08,065	1,02,167	63,671
Lentils . . . "	784	1,604	707	1,418	791	1,97,336	4,12,551	2,41,289	3,55,467	1,88,787
Pulse, other sorts . . . "	4,262	4,238	3,301	3,827	2,949	6,55,284	7,41,340	5,96,467	6,21,640	4,32,492
Total Pulse . . . "	5,869	7,192	4,778	5,911	4,192	9,77,169	13,18,441	9,46,821	10,79,274	6,83,950
Rice not in the husk . . . "	52,360	64,964	57,693	61,855	49,626	95,32,774	1,15,25,095	1,02,88,340	1,00,21,201	64,91,286
Wheat flour . . . "	3,313	4,172	2,757	2,742	4,434	7,07,161	8,23,984	5,22,088	5,49,017	6,23,095
Other sorts . . . "	112	147	169	123	146	23,005	30,779	38,887	28,655	28,317
Total Grain, Pulse and Flour . . . "	61,720	76,475	65,440	70,631	58,403	1,12,49,209	1,36,98,209	1,13,01,434	1,16,78,147	78,28,298
HARDWARE AND CUTLERY, including PLATEDWARE, INSTRUMENTS, APPARATUS, AND APPLIANCES AND PARTS THEREOF . . . Value	—	—	—	—	—	6,640	4,230	2,910	2,420	350
LEATHER—										
Hides and Skins, tanned or dressed . . . (Tons or No.)	1 =5,599	.. =961	1 =4,085	1 =5,043	1 =1,778	3,796	2,371	7,576	7,888	2,904
METALS AND ORES—										
Brass, Bronze and similar alloys, wrought . . . Cwts.	75	110	73	35	76	17,650	12,205	9,710	4,560	8,330
Other metals and ores . . . Tons	6	16	11	13	1	18,269	49,588	43,034	39,656	11,840
Total Metals and Ores . . . "	10	22	15	15	5	35,919	61,793	52,744	44,216	20,170
OILS—										
Vegetable, non-essential—										
Castor . . . Gals.	26,070	22,715	23,804	20,626	16,893	59,796	47,302	49,968	39,127	28,761
Coconut . . . "	608	779	960	3,810	4,386	5,200
Groundnut . . . "	16,067	47,260	38,453	58,151	99,431	46,320	1,48,167	87,441	1,37,073	1,97,689
Linseed . . . "	1,550	1,948	1,000	1,956	4,216	7,000	6,950	3,328	5,175	12,800
Mustard or rape . . . "	134,566	172,169	149,323	120,222	111,423	3,69,671	4,54,426	3,67,431	2,76,927	2,30,525
Sesamum (oil or flaxseed) . . . "	80	11,864	7,381	11,755	21,770	300	37,245	18,237	27,672	56,031
Other sorts . . . "	384	1,812	2,080	9,315	..
Total Vegetable, Non-essential . . . "	178,941	256,735	221,365	214,522	253,788	4,88,307	6,98,476	5,33,685	4,93,789	5,25,806
REFUMERY (not being perfumed spirits) . . . Value	—	—	—	—	—	2,565	6,558	3,878	9,655	3,187
PROVISIONS AND OIL-MAN'S STORES—										
Ghi . . . Cwts.	2,122	2,227	2,128	1,780	1,364	2,47,560	2,43,514	2,28,943	1,78,726	1,38,437
Other sorts of provisions Value	—	—	—	—	—	..	938	4,540	5,478	6,188
Total Provisions and Oil-man's stores . . . "	—	—	—	—	—	2,47,560	2,44,452	2,33,483	1,84,204	1,38,625
SEEDS—										
Essential—										
Coriander . . . Tons	103	99	94	113	68	26,170	41,004	37,670	18,305	10,069
Cumin (other than black), . . . "	11	27	20	15	16	9,472	23,159	23,444	10,955	16,911
Other sorts . . . "	13	15	17	14	14	9,465	6,792	9,144	7,154	6,997
Total Seeds, Essential . . . "	127	141	131	142	98	45,113	75,955	70,258	42,414	33,977

No. 13—continued
 MAURITIUS AND DEPENDENCIES—continued
 EXPORTS THERETO—continued

INDIAN MERCHANDISE—concluded

ARTICLES	QUANTITY					VALUE				
	1926-27	1927-28	1928-29	1929-30	1930-31	1926-27	1927-28	1928-29	1929-30	1930-31
SEEDS—continued						R	R	R	R	R
Oil-seeds—continued										
Non-essential—										
Groundnuts . . . Tons	120	..	60	21,800
Mustard . . . "	31	33	19	24	27	9,985	14,217	7,468	7,852	9,397
Other sorts . . . "	30	13	23	23	15	10,053	6,289	9,783	9,143	5,707
Total Seeds, Non-essential "	61	46	42	47	162	19,988	20,566	17,251	16,995	36,904
Other than oil-seeds . . . "	2	3	1	2	..	350	1,330	290	337	480
Total Seeds . . . "	200	100	174	191	260	65,451	97,851	87,799	59,746	71,361
SPICES—										
Cardamoms . . . Cwts.	18	18	12	6	7	5,515	3,393	2,920	1,702	2,570
Chillies . . . "	1,994	2,183	1,909	1,450	1,439	53,105	81,945	32,462	37,875	21,764
Pepper . . . "	173	89	82	5	17	10,985	18,079	5,770	560	814
Other sorts . . . "	147	107	68	60	25	5,021	4,107	3,179	3,831	1,100
Total Spices . . . "	2,330	2,397	2,065	1,517	1,488	74,570	1,08,034	44,331	44,016	26,248
TEA, BLACK . . . Lbs.	21,606	11,924	18,995	5,728	1,255	19,914	11,145	12,475	4,646	1,032
TEXTILES—										
Cotton—										
Raw . . . Tons	11	7	1	1	..	13,006	7,350	451	1,550	..
Waste . . . Cwts.	80	35	215	406	111	2,027	1,400	7,300	7,935	2,839
Manufactures—										
Hosiery . . . Value	—	—	—	—	—	..	1,820	6,300	1,200	500
Piece goods—										
Grey (unbleached) . Yards	448,450	672,610	242,644	178,442	54,175	1,99,710	1,00,910	1,01,287	60,743	13,520
White (bleached) . . "	200	3,840	2,954	74,100	..	200	1,600	2,100	9,237	..
Coloured, printed, or dyed . . "	1,924,570	2,435,370	1,074,201	2,050,749	1,052,989	8,30,723	9,65,148	4,54,306	8,64,508	4,18,785
Total Piece goods . . . "	2,373,220	3,111,820	1,319,799	2,303,291	1,107,164	10,30,633	11,38,058	5,57,693	9,34,488	4,32,305
Other sorts of manufactures . . Value	—	—	—	—	—	8,400	26,246	12,295	17,061	3,775
Total Cotton manufactures (including Twist and Yarn) . . .	—	—	—	—	—	10,39,123	11,61,734	5,76,238	9,52,749	4,36,580
Haberdashery and Millinery . . . "	—	—	—	—	—	7,200	2,450	..	3,313	600
Jute—										
Manufactures—										
Gunny bags . . . No.	3,364,200	2,323,700	2,866,600	3,077,100	3,333,812	22,49,700	12,40,480	14,86,748	16,85,840	12,97,587
" cloth . . . Yards	23,750	23,750	19,100	35,000	11,000	7,140	7,152	4,305	8,662	2,550
Rope and twine . Cwts.	779	733	427	725	603	20,750	14,884	9,031	13,805	13,550
Other sorts . . . Value	—	—	—	—	—	1,800
Total Jute manufactures (including Twist and Yarn) . . .	—	—	—	—	—	22,77,590	12,08,516	15,01,940	17,08,107	13,13,687
UMBRELLAS, (including PARASOLS AND SUN-SHADES) . . . No.	6,360	12,900	8,330	6,012	4,548	10,900	19,872	12,214	8,656	6,125
WOOD AND TIMBER—										
Teak wood . . . Cubic Tons	582	1,023	210	537	530	94,469	1,43,430	40,102	1,09,674	87,138
Manufactures of wood other than furniture and cabinet-ware . . Value	—	—	—	—	—	700	3,150	400	23,649	2,160
PORTAL ARTICLES . . . "	—	—	—	—	—	74,143	48,331	38,353	25,630	26,732
ALL OTHER ARTICLES OF MERCHANDISE . . . "	—	—	—	—	—	23,363	31,953	31,565	29,687	31,327
GRAND TOTAL . . .	—	—	—	—	—	1,62,24,119	1,84,76,468	1,55,83,422	1,59,11,936	1,09,97,21

No. 13—continued
 MAURITIUS AND DEPENDENCIES—concluded
 EXPORTS THERE TO—concluded

FOREIGN MERCHANDISE

ARTICLES	QUANTITY					VALUE				
	1926-27	1927-28	1928-29	1929-30	1930-31	1926-27	1927-28	1928-29	1929-30	1930-31
						R	R	R	R	R
APPAREL (including DRAPERY, UNIFORMS, AND ACCOUTREMENTS, BUT excluding HOSIERY AND BOOTS AND SHOES) . . . Value	—	—	—	—	—	1,520	5,485	1,000	775	1,050
COAL AND COKE . . . Tons	120	1,200	480	980	100	2,400	24,000	8,640	17,640	1,800
CUTLERY . . . Value	—	—	—	—	—	4,800	13,850	1,850	1,300	1,000
DRUGS AND MEDICINES (excluding CHEMICALS AND NARCOTICS) . . . "	—	—	—	—	—	17,561	15,861	9,110	9,324	7,626
EARTHENWARE AND PORCELAIN (excluding PIPES OF EARTHENWARE) . . . "	—	—	—	—	—	5,640	14,506	3,612	7,947	5,006
FRUITS AND VEGETABLES . . . "	—	—	—	—	—	12,150	10,692	14,529	8,713	9,845
GLASS AND GLASSWARE . . . "	—	—	—	—	—	11,689	27,690	16,473	19,176	6,483
GUMS AND RESINS . . . Cwts.	9	51	44	447	15	175	1,780	1,785	7,720	555
HARDWARE (excluding CUTLERY AND ELECTROPLATED WARE) . . . Value	—	—	—	—	—	10,785	25,312	16,167	13,181	1,044
INSTRUMENTS, APPARATUS AND APPLIANCES, AND PARTS THEREOF . . . "	—	—	—	—	—	..	4,535	3,050	2,300	8,460
METALS AND ORES . . . Tons	2	9	2	1	5	1,445	16,515	4,995	2,120	2,853
TEXTILES—										
Cotton—										
Manufactures—										
Hosiery . . . Value	—	—	—	—	—	5,575	5,480	2,750	9,555	1,215
Piece goods—										
Grey (unbleached) Yards	8,000	14,400	15,400	8,800	3,200	2,715	6,250	4,555	2,352	1,000
White (bleached) . . . "	177,375	289,027	71,317	106,806	1,029	47,803	70,980	23,737	19,714	804
Coloured, printed, or dyed . . . "	127,511	410,078	307,155	317,723	145,950	41,366	1,51,963	94,541	86,409	31,874
Total Piece goods . . . "	312,886	718,505	393,873	433,419	150,179	91,884	2,29,193	1,22,833	1,07,475	35,793
Other sorts of manufactures . . . Value	—	—	—	—	—	..	550	..	1,900	2,140
Total Cotton manufactures (including Twist and Yarn) . . . "	—	—	—	—	—	96,959	2,35,173	1,25,583	1,18,930	37,033
Hosiery . . . "	—	—	—	—	—	—	—	—	—	—
Silk manufactures . . . "	—	—	—	—	—	3,225	36,623	11,156	10,075	6,300
Wool manufactures . . . "	—	—	—	—	—	3,750	8,379
Other textile manufactures . . . "	—	—	—	—	—	2,775	6,686	..	540	480
Footwear articles . . . "	—	—	—	—	—	30,525	20,466	475	893	10,680
All other articles of merchandise . . . "	—	—	—	—	—	19,485	23,680	30,331	45,068	58,606
GRAND TOTAL . . . "	—	—	—	—	—	2,49,235	5,35,347	2,70,002	2,89,021	1,73,020
GRAND TOTAL OF INDIAN AND FOREIGN MERCHANDISE . . . "	—	—	—	—	—	1,64,78,354	1,90,11,815	1,58,53,514	1,62,00,957	1,11,70,232

No. 13—continued

SEYCHELLES

IMPORTS THEREFROM

ARTICLES	QUANTITY					VALUE				
	1926-27	1927-28	1928-29	1929-30	1930-31	1926-27	1927-28	1928-29	1929-30	1930-31
SEEDS Tons	130	102	968	19	429	R 61,800	R 27,246	R 3,19,861	R 7,480	R 1,39,680
POSTAL ARTICLES NOT SPECIFIED Value	—	—	—	—	—	470	577	410	415	622
ALL OTHER ARTICLES OF MERCHANDISE "	—	—	—	—	—	10,498	7,592	7,726	10,979	4,800
GRAND TOTAL "	—	—	—	—	—	72,768	45,415	3,27,506	18,874	1,45,052

EXPORTS THERETO

INDIAN MERCHANDISE

ARTICLES	QUANTITY					VALUE				
	1926-27	1927-28	1928-29	1929-30	1930-31	1926-27	1927-28	1928-29	1929-30	1930-31
Bundles of all kinds . . . Lbs.	10,011	12,750	26,943	13,462	11,943	R 2,956	R 3,586	R 7,578	R 8,786	R 3,359
FRUITS AND VEGETABLES Value	—	—	—	—	—	6,542	9,620	10,637	9,737	8,720
GRAIN, PULSE AND FLOUR—										
Malze Tons	..	3	42	40	30	..	600	8,584	7,926	5,336
Pulse—										
Lentils "	97	88	90	100	72	23,783	22,080	23,012	26,295	17,066
Other sorts "	7	7	5	6	8	2,113	1,856	1,891	1,771	2,218
Total Pulse "	104	95	95	106	80	25,896	23,936	24,923	28,066	20,184
Rice, not in the husk "	2,086	2,237	2,292	2,431	2,253	3,71,047	4,00,634	3,86,506	3,86,122	2,80,183
Wheat flour "	276	302	297	357	232	69,705	87,385	77,661	87,112	62,202
Other sorts "	149	198	220	148	96
Total Grain, Pulse and Flour "	2,465	2,687	2,720	2,934	2,645	4,66,797	5,12,753	4,90,844	5,00,374	3,77,000
Hardware (excluding cutlery, etc.) Value	—	—	—	—	—	2,395	5,220	7,485	4,055	4,155
Metals and ores Tons	2	1	7	16	7	1,513	1,540	5,425	7,933	2,808
PROVISIONS AND OILMAN'S STORES (including FISH AND FRUITS AND VEGETABLES CANNED OR BOTTLED) Value	—	—	—	—	—	11,321	8,340	7,230	8,587	7,907
SEEDS Tons	10	7	8	13	9	5,205	4,505	2,974	4,939	3,160
Spices "	54	43	53	55	217	2,737	2,200	3,505	3,205	15,682
TEA, BLACK Lbs.	6,172	11,341	9,488	11,111	11,283	6,368	10,823	8,651	10,075	8,678
TEXTILES—										
Cotton—										
Manufactures—										
Piece goods—										
Grey (unbleached) Yards	36,696	179,150	33,760	58,000	2,800	9,050	44,430	10,010	17,500	960
White (bleached) "	200	4,400	900	2,000	5,000	300	2,300	450	500	1,400
Coloured, printed, or dyed "	579,335	476,440	450,580	409,700	193,400	1,71,604	1,50,017	1,17,145	1,12,760	61,005
Other sorts of manufactures Value	—	—	—	—	—	—	9,400	1,370	650	325
Total Cotton manufactures (including Twist and Yarn) "	—	—	—	—	—	1,80,954	2,06,147	1,23,975	1,31,410	63,780
Jute manufactures (including Twist and Yarn) "	—	—	—	—	—	54,420	39,740	21,240	27,370	15,425
POSTAL ARTICLES "	—	—	—	—	—	3,526	15,077	24,471	13,508	5,461
ALL OTHER ARTICLES OF MERCHANDISE "	—	—	—	—	—	10,399	11,565	11,454	10,276	11,165
GRAND TOTAL "	—	—	—	—	—	7,64,133	8,31,266	7,84,169	7,44,260	5,27,309

No. 13—continued
SEYCHELLES—continued
EXPORTS THEREOF—continued

ARTICLES	QUANTITY					VALUE				
	1926-27	1927-28	1928-29	1929-30	1930-31	1926-27	1927-28	1928-29	1929-30	1930-31
						R	R	R	R	R
GLASS AND GLASSWARE . Value	—	—	—	—	—	5,761	4,446	6,137	4,675	6,029
HARDWARE, excluding CUTLERY AND ELECTROPLATED WARE	—	—	—	—	—	8,440	8,287	9,994	13,464	5,828
INSTRUMENTS APPARATUS AND APPLIANCES AND PARTS THEREOF	—	—	—	—	—	910	6,703	2,910	1,525	1,015
MATCHES Gross of boxes	2,075	4,900	1,500	3,500	2,100	6,788	6,377	3,036	4,375	1,703
METALS AND ORES Tons	15	18	7	13	22	6,865	6,702	4,629	6,046	7,222
SUGAR	218	277	143	312	211	47,720	84,497	38,965	81,434	41,321
TEXTILES—										
Cotton—										
Manufactures—										
Piecegoods—										
Grey (unbleached) Yards	57,293	48,244	41,310	40,115	58,724	18,080	14,231	12,006	11,892	14,766
White (bleached)	37,400	57,068	54,194	46,446	31,418	14,625	23,115	16,355	15,420	12,485
Coloured, printed, or dyed	15,932	79,213	156,884	84,319	116,203	7,323	26,805	47,197	25,601	27,015
Total Piecegoods	110,715	184,525	252,388	170,880	206,405	40,028	64,151	75,558	52,913	54,266
Other sorts of manufactures Value	—	—	—	—	—	800	2,450	1,900	2,425	1,040
Total Cotton manufactures (including twist and yarn)	—	—	—	—	—	41,728	66,601	77,458	55,338	55,306
TOBACCO Lbs.	3	1,098	—	—	30	14	7,850	—	—	153
POSTAL ARTICLES Value	—	—	—	—	—	880	1,189	765	816	1,107
ALL OTHER ARTICLES OF MERCHANDISE	—	—	—	—	—	25,594	28,757	36,981	38,149	22,870
GRAND TOTAL	—	—	—	—	—	1,43,700	2,81,409	1,80,875	2,05,722	1,43,554
GRAND TOTAL OF INDIAN AND FOREIGN MERCHANDISE	—	—	—	—	—	9,07,833	10,62,675	9,17,044	9,49,982	6,70,363

No. 13—continued
NORTH AMERICA—CANADA
IMPORTS THEREFROM

ARTICLES	QUANTITY					VALUE				
	1926-27	1927-28	1928-29	1929-30	1930-31	1926-27	1927-28	1928-29	1929-30	1930-31
BRAZING FOR MACHINERY . Value	—	—	—	—	—	R 8,816	R 12,764	R 27,844	R 41,493	R 15,750
BOOKS, PRINTED AND PRINTED MATTER, ETC. . Cwts.	71	39	50	76	185	18,314	7,371	7,813	15,386	15,900
BOOTS AND SHOES— Of canvas with rubber soles* . Pairs	—	—	249,875	544,706	70,184	—	—	5,09,489	10,85,689	1,55,378
Of other materials	6,852	116,213	468	3,977	3	20,597	2,41,062	1,052	8,548	40
Total Boots and shoes	6,852	116,213	250,343	548,683	70,187	20,597	2,41,062	5,10,541	10,44,137	1,55,418
BUILDING AND ENGINEERING MATERIALS Value	—	—	—	—	—	40	19,087	3,708
CHEMICALS AND CHEMICAL PREPARATIONS (excluding CHEMICAL MANURES AND MEDICINES)—										
Carbide of Calcium . Cwts.	800	1,179	1,888	785	2,946	12,774	15,972	24,192	13,554	54,442
Other sorts of chemicals Value	—	—	—	—	—	..	595	..	227	70
Total Chemicals and chemical preparations	—	—	—	—	—	12,774	16,567	24,192	13,781	54,512
CLOCKS AND WATCHES AND PARTS THEREOF— Clocks and time pieces . No.	..	2,581	684	144	3	..	14,914	5,783	703	52
GRAIN, PULSE AND FLOUR— Wheat Tons	15,278	6,768	22,36,708	9,60,310	..
HARDWARE, excluding OUTLETTED AND ELECTROPLATED WARE—										
Agricultural Implements Value	—	—	—	—	—	30,319	4,680
Other sorts	—	—	—	—	—	18,406	16,674	17,352	55,604	42,918
Total Hardware, etc.	—	—	—	—	—	48,725	21,354	17,352	55,604	42,918
INSTRUMENTS APPARATUS AND AFFILIANCES AND PARTS THEREOF	—	—	—	—	—	6,819	4,240	1,395	8,572	35,144
MACHINERY AND MILLWORK—										
Machinery, not being prime-movers or electrical machinery—										
Agricultural machinery	—	—	—	—	—	38,169	13,298	30,075	36,624	19,051
Other sorts of machinery	—	—	—	—	—	30,470	8,078	12,720	1,92,669	62,146
Total Machinery and Millwork	—	—	—	—	—	68,639	21,371	42,795	2,29,293	81,796
METALS AND ORES—										
Aluminium, wrought . Cwts.	4,010	3,886	3,13,326	2,84,287
Brass, Bronze and similar alloys and manufactures thereof	1	9	357	129	112	280	1,131	36,881	20,228	16,500
Iron or Steel—										
Fencing materials (including fencing wire) . Tons	48	23	23	77	89	22,545	11,558	10,161	27,026	31,656
Other manufactures of iron or steel	100	82	39	245	28	43,335	14,030	16,474	60,187	12,896
Total Iron or Steel	148	55	62	322	117	65,880	25,588	26,635	87,213	44,552
Other metals	19	1	..	22	..	3,030	68	..	7,469	..
Total Metals (excluding Ores)	167	56	80	552	317	69,190	26,787	68,516	4,28,236	3,45,93

* Separately recorded from 1928-29.

NORTH AMERICA—CANADA—continued

IMPORTS THEREFROM—continued

ARTICLES	QUANTITY					VALUE				
	1926-27	1927-28	1928-29	1929-30	1930-31	1926-27	1927-28	1928-29	1929-30	1930-31
						B	B	B	B	B
PAINTS AND PAINTER'S MATERIALS . . . Value	—	—	—	—	—	172	538	46,536	1,128	1,032
PAPER AND PASTEBOARD—										
Packing paper . . . Cwts.	1,032	16	25	19,174	220	661
Writing paper and envelopes . . . "	303	604	429	323	536	10,816	21,526	15,567	11,735	15,274
Other kinds . . . "	254	7	53	7	9	5,376	860	1,475	573	400
Total Paper and Pasteboard ;;	1,594	627	507	330	545	35,366	22,106	17,703	12,308	15,674
PROVISIONS AND OILMAN'S STORES (including FISH AND FRUITS AND VEGETABLES, CANNED OR BOTTLED)—										
Canned and bottled provisions not specified elsewhere—										
Tinned or canned fish . . . "	639	1,188	1,747	1,696	2,287	29,787	49,385	79,224	75,726	89,777
Other sorts of Provisions . Value	—	—	—	—	—	6,371	10,716	8,450	6,885	11,840
Total Provisions and oilman's stores . . . "	—	—	—	—	—	36,658	60,101	87,674	82,611	1,01,617
RAILWAY PLANT AND ROLLING STOCK—										
Materials for construction—										
Sleepers of wood . . . Tons	537	50,263
RUBBER—										
Manufactures—										
Pneumatic motor covers No.	42,724	88,892	144,899	117,301	54,871	17,48,071	36,13,770	56,86,174	58,12,634	20,30,799
" " tubes ;;	45,969	58,188	170,770	98,267	53,233	3,16,503	6,51,842	12,34,774	7,78,645	4,14,579
" " cycle covers ;;	637	1,252	802	792	1,167	11,850	17,335	12,251	11,553	17,148
Pneumatic motor cycle tubes ;;	510	2,695	2,517	1,413	2,420	1,980	11,326	9,490	3,473	8,146
Solid rubber tyres . . . "	115	1,099	587	200	..	12,486	1,54,297	97,818	25,605	..
Other manufactures, etc. . Value	—	—	—	—	—	2,691	67,787	98,294	48,911	26,578
Total Rubber manufactures . . . "	—	—	—	—	—	20,93,581	45,16,357	71,33,771	61,80,321	24,97,250
SUGAR—										
Sugar, 16 Dutch Standard and above . . . Tons	4,650	400	99	11,05,400	88,796	21,939	26	..
Beet Sugar . . . "	800	1,71,749
TEXTILES—										
Artificial silk yarn . . . Lbs.	11,000	145,000	119,000	194,230	2,29,500	31,739	2,87,290	2,34,236	2,74,363	2,66,690
Other sorts of Artificial silk Value	—	—	—	—	—	1,675	6,309	1,293	50,180	30,594
VEHICLES, excluding LOCOMOTIVES, ETC., FOR RAILWAYS—										
Mechanically propelled vehicles (excluding railway locomotives and tractors)—										
Motor Cars (including taxicabs) . . . No.	4,476	3,400	4,366	2,318	3,250	70,19,723	64,17,776	71,77,720	41,70,463	53,97,702
Motor omnibuses, motor vans and motor lorries—										
Imported with bodies . . . "	437	733	651	129	39	6,00,217	9,75,038	8,65,164	1,88,722	70,772
Chassis . . . "	3,092	3,535	3,959	2,670	2,358	41,89,908	44,96,989	53,47,825	43,79,923	35,27,442
Parts of mechanically propelled vehicles and accessories other than of aircraft (excluding rubber tyres) . Value	—	—	—	—	—	10,59,844	5,83,971	7,02,439	6,34,227	5,02,320
Total Mechanically propelled vehicles . . . "	—	—	—	—	—	1,28,69,637	1,28,78,773	1,39,93,148	95,73,340	94,98,246
Other sorts including parts and accessories . . . ;;	—	—	—	—	—	3,897	55	55	236	1,547
Total Vehicles . . . "	—	—	—	—	—	1,28,73,534	1,28,78,828	1,39,93,203	95,73,576	94,99,793

* Discontinued from 1928-29

No. 13—continued

NORTH AMERICA—CANADA—continued

IMPORTS THEREFROM—concluded

ARTICLES	QUANTITY					VALUE				
	1926-27	1927-28	1928-29	1929-30	1930-31	1926-27	1927-28	1928-29	1929-30	1930-31
						R	R	R	R	R
WOOD AND TIMBER—										
Deal and pine wood Cubic Tons	460	1,091	647	188	445	45,989	1,10,884	61,028	18,343	41,437
Other kinds of Wood and Timber . . . Value	—	—	—	—	—	1,62,120	205	68	1,068	—
Total Wood and Timber ..	—	—	—	—	—	2,08,109	1,11,089	61,091	19,411	41,437
POSTAL ARTICLES NOT SPECIFIED ..	—	—	—	—	—	5,143	3,789	3,690	8,448	6,176
ALL OTHER ARTICLES OF MERCHANDISE ..	—	—	—	—	—	15,702	13,824	38,003	40,081	45,594
GRAND TOTAL ..	—	—	—	—	—	1,68,88,052	1,78,60,307	2,45,72,128	1,90,59,605	1,32,56,989

EXPORTS THERETO

INDIAN MERCHANDISE

ARTICLES	QUANTITY					VALUE				
	1926-27	1927-28	1928-29	1929-30	1930-31	1926-27	1927-28	1928-29	1929-30	1930-31
						R	R	R	R	R
COFFEE . . . Cwts.	251	455	1,980	600	659	22,567	42,206	1,67,595	52,052	51,031
COIN, MANUFACTURED (excluding ROPE) . . . Tons	86	71	21	87	31	34,250	24,000	7,110	35,950	8,715
DRUGS AND MEDICINES (excluding CHEMICALS AND NARCOTICS) . . . Value	—	—	—	—	—	2,800	9,765	4,045	3,740	5,450
DYING AND TANNING SUBSTANCES—										
Myrobolan extracts . Cwts.	305	508	370	5,026	6,474	4,335
GRAIN, PULSES, AND FLOUR—										
Pulse, all sorts . . . Tons	..	171	238	139	212	..	28,880	32,962	21,804	23,675
Rice in the husk . . . Tons	..	127	600	..	86	..	12,377	50,164	..	6,982
Rice, not in the husk . Value	1,545	2,156	1,025	5,950	4,087	2,21,857	3,77,455	1,38,954	6,37,614	4,69,238
HIDES AND SKINS, RAW—										
Hides, raw—										
B. Buffalo hides . . . Tons	..	89	134	1,12,449	1,68,535
.. No.	..	— 6,500	— 11,000
Cow hides . . . Tons	..	8	13,400
.. No.	..	— 1,000
Calf skins . . . Tons	..	9	9,782
.. No.	..	— 5,000
LAC—										
Shell Cwts.	30	44	2,700	7,500
LEATHER—										
Hides, tanned or dressed—										
Cowhides Tons	4	1	30	26	53	8,819	3,450	68,155	55,370	77,455
METALS AND ORES—										
Brass, Bronze and similar alloys, wrought . . . Cwts.	66	220	416	483	341	21,106	43,332	88,666	94,751	52,662
Manganese ore . . . Tons	5,000	..	4,900	..	3,260	75,000	..	1,96,000	..	138,020
MICA Cwts.	400	140	557	934	470	1,16,605	42,770	1,58,703	2,80,008	96,689
OILS—										
Essential—										
Sandalwood Gals.	167	802	408	23,400	1,12,607	61,740
Vegetable, non-essential—										
Coconut Tons	..	2,400	6,000
PARAFFIN WAX . . . Tons	290	725	990	828	807	1,31,950	3,29,375	4,49,450	3,76,740	3,50,885
PROVISIONS AND OILMAN'S STORES . . . Value	—	—	—	—	—	16,228	10,529	18,655	9,540	13,203
SPICES—										
NON-ESSENTIAL—										
Groundnuts Tons	90	8	..	16,780	815	..
ESSENTIAL—										
Pepper Cwts.	900	869	1,251	1,716	1,573	51,500	60,225	1,07,590	1,39,040	76,674
Other sorts Tons	60	100	263	120	164	1,360	2,257	10,843	4,106	5,800
Total Spices . . .	960	969	1,514	1,836	1,737	52,860	62,482	1,18,433	1,43,146	82,474

NORTH AMERICA—CANADA—concluded

EXPORTS THERETO—continued

INDIAN MERCHANDISE—continued

ARTICLES	QUANTITY					VALUE				
	1926-27	1927-28	1928-29	1929-30	1930-31	1926-27	1927-28	1928-29	1929-30	1930-31
						R	R	R	R	R
TEA—										
Black Lbs.	11,528,435	9,284,837	11,207,718	12,352,640	10,175,704	88,13,723	69,47,207	70,87,686	74,40,155	61,86,716
Green "	..	1,300	1,300
Total Tea . . . "	11,528,435	9,286,137	11,207,718	12,352,640	10,175,704	88,13,723	69,48,507	70,87,686	74,40,155	61,86,716
TEXTILES—										
Cotton; raw . . Tons	9	8	..	4	..	7,000	7,750	..	4,000	..
Jute—										
Manufactures—										
Gunny bags . No.	978,800	917,700	517,300	831,700	882,200	2,56,153	2,33,831	1,67,008	1,95,743	1,82,842
" cloth . Yards	59,610,000	68,833,648	75,708,889	81,568,875	73,063,515	1,10,65,320	1,32,34,091	1,52,19,304	1,43,32,791	90,78,057
Wool—										
Raw Lbs.	6,008	19,671	..
Manufactures—										
Carpets and rugs . "	25,739	48,830	61,692	60,185	92,121	77,211	1,50,302	1,60,119	2,21,615	2,95,166
Other Sorts . "	1,652	5,282	2,395	6,117	1,013	3,267	16,438	6,122	16,125	2,433
TOBACCO—										
Unmanufactured . "	..	74,107	23,186
WOOD AND TIMBER . Value	—	—	—	—	—	3,245	4,921	20,118	2,253	2,091
ALL OTHER ARTICLES OF MERCHANDISE . "	—	—	—	—	—	30,285	24,749	45,166	62,548	75,120
GRAND TOTAL . . "	—	—	—	—	—	2,05,08,163	2,18,97,814	2,44,04,219	2,40,06,429	1,71,54,824

FOREIGN MERCHANDISE

ARTICLES	QUANTITY					VALUE				
	1926-27	1927-28	1928-29	1929-30	1930-31	1926-27	1927-28	1928-29	1929-30	1930-31
						R	R	R	R	R
TEXTILES—										
Wool, manufactured . Value	—	—	—	—	—	505	18,880	57,877	66,830	6,426
ALL OTHER ARTICLES OF MERCHANDISE . . . "	—	—	—	—	—	10,042	6,055	24,883	2,522	10,198
GRAND TOTAL . . "	—	—	—	—	—	10,547	24,935	82,760	69,352	16,624
GRAND TOTAL OF INDIAN AND FOREIGN MERCHANDISE . . . "	—	—	—	—	—	2,05,18,710	2,19,22,749	2,44,86,979	2,40,75,781	1,71,70,952

No. 13—continued
NEWFOUNDLAND AND COAST OF LABRADOR
IMPORTS THEREFROM
No.

EXPORTS THERETO

INDIAN MERCHANDISE

ARTICLES	QUANTITY					VALUE				
	1926-27	1927-28	1928-29	1929-30	1930-31	1926-27	1927-28	1928-29	1929-30	1930-31
Leather— Hides tanned or dressed	9	R	R	R	R	R
All other Articles of Merchandise	1,360	20,400
GRAND TOTAL	780
						..	780	20,400

FOREIGN MERCHANDISE
No.

NORTH AMERICA—UNITED STATES

IMPORTS THEREFROM

ARTICLES	QUANTITY					VALUE				
	1926-27	1927-28	1928-29	1929-30	1930-31	1926-27	1927-28	1928-29	1929-30	1930-31
ANIMALS, LIVING . . . No.	30	8	16	57	67	R 40,650	R 60	R 1,388	R 2,768	R 2,480
APPAREL (excluding HOSIERY AND BOOTS AND SHOES)— Apparel (including dra- perry, uniforms, accou- trements) . . . Value	—	—	—	—	—	1,98,240	1,47,708	2,15,480	2,01,839	1,26,219
Second-hand clothing . . .	—	—	—	—	—	9,15,836	5,38,735	10,87,819	13,66,458	9,54,161
Others . . .	—	—	—	—	—	16,475	8,348	10,125	10,964	4,380
Total Apparel, etc. . .	—	—	—	—	—	11,30,551	6,94,781	13,13,874	15,79,256	10,84,700
ARMS, AMMUNITION AND MILITARY STORES— Cartridge cases— Filled— Shot gun cartridges (a) No.	—	—	1,653,525	1,988,750	1,335,276	—	—	1,08,750	1,84,726	90,125
Rifle and other cartridges (a) . . .	—	—	1,650,620	2,025,914	1,905,805	—	—	62,896	75,879	64,646
Total filled . . .	3,208,204	4,768,406	3,304,145	4,009,664	3,241,081	1,95,214	2,27,652	1,71,646	2,10,605	1,54,771
Empty . . .	186,612	105,400	27,500	15,700	5,160	4,077	3,644	1,397	1,030	279
Total Cartridge cases . . .	3,394,816	4,873,806	3,331,645	4,025,364	3,246,181	1,99,291	2,31,296	1,73,043	2,11,635	1,55,050
Fire-arms, and parts thereof . . . Value	—	—	—	—	—	1,94,032	2,94,210	1,82,809	1,88,008	1,27,894
Other sorts . . .	—	—	—	—	—	8,237	6,348	9,201	8,178	6,059
Total Arms, Ammunition and Military stores . . .	—	—	—	—	—	4,01,560	5,31,852	3,15,053	3,47,811	2,89,008
ASBESTOS— Manufactures— Asbestos Packing . . .	—	—	—	—	—	18,108	6,777	12,265	12,596	9,964
Other manufactures . . .	—	—	—	—	—	36,997	50,850	64,090	73,918	53,782
BELTING FOR MACHINERY— Of cotton . . .	—	—	—	—	—	6,367	17,035	6,514	19,491	19,339
Of leather . . .	—	—	—	—	—	8,59,109	9,02,833	7,29,546	9,41,698	7,60,106
Of other materials (including coil) . . .	—	—	—	—	—	2,76,299	2,65,962	1,92,942	2,51,394	1,61,701
Total Belting for Machi- nery . . .	—	—	—	—	—	11,41,775	11,85,830	9,29,002	12,12,483	9,41,146
Bobbins . . .	—	—	—	—	—	3,276	11,716	16,754	41,267	2,000
BOOKS, PRINTED, AND PRINT- ED MATTER (not being STATIONERY), including MAPS AND CHARTS . . . Cwts.	3,043	2,521	4,370	3,818	3,172	4,52,875	4,22,109	6,30,661	6,18,921	5,21,721
BOOTS AND SHOES— Of leather . . . Pairs	11,450	4,491	20,065	41,682	40,094	32,385	8,199	21,484	48,719	19,374
Canvas shoes with rubber soles (a) . . .	—	—	756,999	480,057	63,208	—	—	14,21,383	9,59,313	1,30,856
Of other materials . . .	562,489	687,876	51,290	15,770	778	14,08,751	15,75,880	1,21,780	37,640	1,887
Total Boots and Shoes . . .	578,939	692,367	828,354	537,509	104,080	14,41,136	15,84,079	15,64,647	10,40,678	1,52,567

(a) Separately recorded from 1928-29.

No. 13—continued
 NORTH AMERICA—UNITED STATES—continued
 IMPORTS THEREFROM—continued

ARTICLES	QUANTITY					VALUE				
	1926-27	1927-28	1928-29	1929-30	1930-31	1926-27	1927-28	1928-29	1929-30	1930-31
BRUSHES AND BROOMS—										
Brushes—										
Toilet brushes . . . Dozens	31,620	35,358	47,587	33,781	43,244	2,37,508	2,64,080	3,09,172	2,73,016	3,13,281
Other brushes . . . "	6,074	7,947	9,637	6,866	2,493	51,966	33,837	73,330	51,331	21,210
Total Brushes . . . "	37,694	43,300	57,224	40,147	45,737	2,89,474	3,02,917	3,82,402	3,24,347	3,34,491
Brooms . . . "	13	40	72	24	12	331	1,038	767	756	273
Total Brushes and Brooms . . . "	37,707	43,340	57,296	40,171	45,749	2,89,805	3,03,955	3,83,169	3,25,103	3,34,764
BUILDING AND ENGINEERING MATERIALS, other than OF IRON, STEEL, OR WOOD—										
Asphalt . . . Tons	10,457	13,063	6,226	12,094	10,573	12,26,452	14,46,136	7,61,973	12,47,669	11,08,317
Bricks—										
Firebricks . . . No.	27,736	1,030	69	1,502	142	52,514	3,552	146	1,328	125
Cement—										
Portland . . . Tons	225	260	336	318	143	24,331	34,469	31,639	40,751	19,741
Other kinds . . . "	203	364	508	535	563	36,638	48,439	73,759	80,433	75,737
Total Cement . . . "	428	624	839	853	711	60,969	82,908	1,05,398	1,21,184	95,478
Other kinds . . . Value	—	—	—	—	—	53,577	1,38,040	1,46,103	3,54,855	2,18,901
Total Building and Engineering materials . . . "	—	—	—	—	—	13,93,512	16,70,636	10,13,625	17,25,530	14,22,321
BUTTONS OF ALL SORTS—										
Metal . . . "	—	—	—	—	—	42,524	37,025	35,200	1,03,319	55,425
Other sorts . . . "	—	—	—	—	—	15,187	1,04,044	13,630	3,710	3,857
Total Buttons of all sorts . . . "	—	—	—	—	—	57,711	1,91,070	48,830	1,07,029	59,282
CHEMICALS AND CHEMICAL PREPARATIONS (excluding CHEMICAL MANURES AND MEDICINES)—										
Ammonia and salts thereof—										
Anhydrous . . . Cwts.	1,005	709	662	540	577	70,734	69,254	73,310	55,531	58,318
Others . . . "	3	102	101	369	2,000	220	1,173	2,599	7,773	39,960
Carbide of calcium . . . "	2,372	3,555	3,646	2,578	3,300	43,433	51,968	55,943	47,141	66,530
Disinfectants . . . "	598	1,046	1,731	1,393	2,217	53,333	1,03,558	1,37,727	1,34,320	2,31,792
Potassium compounds . . . "	574	415	912	203	93	52,022	59,133	61,332	12,033	4,217
Soda compounds—										
Bicarbonate of Soda . . . "	..	73	4,259	4,350	5,601	..	318	30,006	30,053	42,235
Bichromate of Soda . . . "	2,624	3,750	2,213	1,341	340	52,449	73,273	39,193	25,922	9,000
Borax (including boracic acid) . . . "	..	289	1	1,450	1,920	..	3,350	20	13,335	19,959
Caustic soda (Sodium hydroxide) . . . "	4,733	8,731	15,224	13,037	25,466	54,700	92,272	1,60,531	1,40,655	3,00,632
Cyanide of Sodium . . . "	1,105	220	6	50,039	11,143	231
Sodium Carbonate (soda ash and soda crystals) . . . "	431	4,457	503	1,639	2,736	3,744	31,221	6,217	15,740	20,730
Other sorts . . . "	15	62	207	1,117	300	395	3,757	4,350	35,533	13,369
Sulphur (Brimstone) . . . "	3,000	..	226	36,730	9,245	30,329	..	1,333	1,53,615	54,723
Other sorts of chemicals Value	—	—	—	—	—	2,48,647	3,69,737	5,43,337	4,52,061	4,35,440
Total Chemicals and Chemical preparations, etc. . . "	—	—	—	—	—	6,61,445	8,77,215	11,67,523	11,79,277	13,47,736

No. 13—continued

NORTH AMERICA—UNITED STATES—continued

IMPORTS THEREFROM—continued

ARTICLES	QUANTITY					VALUE				
	1926-27	1927-28	1928-29	1929-30	1930-31	1926-27	1927-28	1928-29	1929-30	1930-31
CLOCKS AND WATCHES AND PARTS THEREOF—						R	R	R	R	R
Clocks and time-pieces . No.	146,280	102,919	86,203	62,736	48,720	6,50,845	6,98,241	5,36,658	4,12,762	2,89,205
Watches	999	975	596	39	1,252	4,105	3,885	3,947	405	4,065
Parts of clocks and watches Value	—	—	—	—	—	2,491	5,851	2,766	5,250	4,018
Total Clocks and Watches and parts thereof	—	—	—	—	—	6,57,441	7,07,977	5,43,371	4,18,516	2,97,282
COAL AND COKE . . . Tons	876	275	—	—	—	18,350	6,887	—	—	—
CORDAGE AND ROPE OF VEGETABLE FIBRE (excluding Jute and Cotton) Cwts.	181	8	603	70	19	3,009	161	27,381	2,357	578
COKE MANUFACTURES	21	—	5	63	24	2,320	460	487	3,870	2,285
CUTLERY Value	—	—	—	—	—	90,030	1,28,806	2,15,230	2,08,404	1,87,099
DRUGS AND MEDICINES (excluding chemicals and narcotics)—										
Preparations of opium and morphia	—	—	—	—	—	1,040	10,117	1,880	1,175	654
Proprietary and patent medicines	—	—	—	—	—	2,79,086	3,87,905	5,99,803	6,26,363	6,90,585
Quinine salts—										
Quinine sulphate, or bisulphate Lbs.	2,888	3,842	3,936	3,611	1,897	1,02,787	1,09,938	80,204	1,17,942	64,632
Saccharin	2,156	4,253	5,301	13,817	8,549	5,876	14,266	17,445	52,965	38,919
Other sorts of drugs and medicines Value	—	—	—	—	—	18,88,752	15,21,177	11,88,886	15,47,771	14,24,925
Total Drugs and Medicines	—	—	—	—	—	17,72,541	20,23,408	18,97,278	28,46,716	22,21,715
DYEING AND TANNING SUBSTANCES—										
Dyes obtained from coal tar—										
Alizarine Lbs.	—	83,504	49,084	75,698	1,06,512	—	82,055	73,833	87,683	64,848
Aniline	1,051,513	1,326,946	1,158,903	1,510,806	1,155,913	19,26,439	13,86,896	13,06,904	15,06,533	13,09,306
Other sorts (including lac-dye) Value	—	—	—	—	—	11,446	13,415	7,716	19,059	3,048
Total Dyeing and Tanning substances	—	—	—	—	—	19,37,885	14,82,366	13,88,453	16,13,325	13,77,202
EARTHENWARE AND PORCELAIN—										
Earthenware	—	—	—	—	—	1,21,145	20,080	16,345	21,989	23,460
Porcelain	—	—	—	—	—	3,592	2,876	2,697	6,802	5,512
Total Earthenware and Porcelain	—	—	—	—	—	1,24,737	22,956	19,042	28,771	28,972
FRUITS AND VEGETABLES—										
Fresh Fruits and vegetables	—	—	—	—	—	2,038	15,394	8,798	56,202	2,75,097
Fruits and vegetables : dried, salted, or preserved, not being canned or bottled Tons	37	38	73	60	82	36,515	27,958	40,561	43,048	69,791
FURNITURE AND CABINET-WARE—										
Bedsteads Value	—	—	—	—	—	1,15,531	1,62,624	1,64,481	1,54,782	68,249
Furniture of wood (other than bedsteads)	—	—	—	—	—	36,895	46,051	64,212	55,138	46,217
Furniture of other materials (other than bedsteads)	—	—	—	—	—	1,06,378	1,04,085	3,59,269	3,56,277	1,62,818
Mouldings	—	—	—	—	—	116,324	20,450	13,098	15,924	5,696
Total Furniture and cabinet-ware	—	—	—	—	—	2,75,628	3,93,160	6,01,060	5,82,121	2,82,980

NORTH AMERICA—UNITED STATES—continued

IMPORTS THEREFROM—continued

ARTICLES	QUANTITY					VALUE				
	1926-27	1927-28	1928-29	1929-30	1930-31	1926-27	1927-28	1928-29	1929-30	1930-31
GLASS AND GLASSWARE—						R	R	R	R	R
Bottles and phials . . . Gross	2,402	1,833	2,882	1,393	1,314	13,166	11,374	17,330	12,580	14,18
Funnels, globes, and glass parts of lamps . . . Value	—	—	—	—	—	3,48,409	4,37,943	3,28,469	4,49,744	2,78,131
Other glassware . . . "	—	—	—	—	—	1,14,963	83,886	76,780	81,886	61,086
Total Glass and Glassware . . . "	—	—	—	—	—	4,76,537	5,83,053	4,61,579	5,44,210	3,53,406
GLUE Cwt.	104	58	209	276	62	5,635	5,621	13,604	10,086	7,813
GRAIN, PULSE AND FLOUR—										
Wheat Tons	400	63	..	67,477
Other sorts "	1	1	1	..	3	839	427	1,283	296	1,354
Total Grain, Pulse and Flour "	1	1	401	..	3	902	427	68,760	296	1,354
GRAPHITE CRUCIBLES Cwt.	70	214	179	42	77	5,037	12,345	10,048	2,316	3,116
GUMS AND RESINS—										
Resin "	10,937	15,539	12,114	15,760	16,301	2,03,128	2,33,892	1,80,736	2,27,556	2,20,436
Other sorts "	..	22	19	364	7	108	3,118	2,771	7,905	94
Total Gums and Resins "	10,937	15,611	12,133	16,114	16,308	2,03,236	2,37,010	1,83,507	2,35,461	2,20,530
HARDWARE excluding CUTLERY AND ENAMELPLATED WARE—										
Agricultural implements Value	—	—	—	—	—	1,89,286	3,76,011	1,46,234	1,48,645	59,975
Builders' hardware, such as locks, hinges, door bolts, etc. "	—	—	—	—	—	2,43,336	1,46,298	1,38,978	1,07,721	98,108
Domestic hardware, other than enamelled ironware "	—	—	—	—	—	47,812	55,154	92,279	1,03,604	2,03,723
Enamelled ironware "	—	—	—	—	—	11,605	9,295	8,351	9,301	11,456
Gas mantles "	—	—	—	—	—	1,17,653	1,18,591	1,06,391	1,58,185	83,169
Implements and tools, other than agricultural implements and machine tools "	—	—	—	—	—	17,94,407	15,79,207	15,85,497	14,89,313	11,05,262
Lamps, metal No.	1,741,853	1,134,136	1,060,439	1,235,522	847,412	23,82,144	16,74,556	14,49,653	15,84,776	10,19,149
Parts of lamps, other than glass Value	—	—	—	—	—	85,988	1,07,697	68,738	55,407	37,225
Safes and strong boxes of metal No.	130	23	32	166	29	7,291	4,130	5,761	16,529	4,672
Stoves "	2,411	2,652	2,867	1,253	1,709	36,503	29,912	39,441	30,147	34,749
Othersorts Value	—	—	—	—	—	22,04,409	21,21,022	24,81,125	22,18,594	18,52,222
Total Hardware, excluding Cutlery, etc. "	—	—	—	—	—	71,21,484	62,21,873	61,16,448	59,22,722	44,92,710
HIDES AND SKINS, RAW { Tons	4	2	..	2	1	9,320	13,320	37,874	13,534	19,986
—No.	—4,350	—3,321	—12,092	—5,546	—7,638					
HOPS Cwt.	804	235	377	184	74	79,007	17,371	26,071	10,284	4,291
INSTRUMENTS, APPARATUS, AND APPLIANCES, AND PARTS THEREOF—										
Electrical, including telegraph and telephone apparatus, not being machinery—										
Electric fans and parts thereof Value	—	—	—	—	—	1,56,463	1,88,468	1,04,219	3,69,689	1,32,470
Electric wires and cables—										
Rubber, insulated "	—	—	—	—	—	32,702	33,480	52,114	86,350	54,868
Insulations, other than rubber "	—	—	—	—	—	1,43,597	2,23,653	2,10,402	1,05,280	63,162
Telegraph and telephone wires and cables "	—	—	—	—	—	1,631	8,750	7,055	..	153
Bare copper wire (Electrolytic)* Cwt.	—	—	—	—	1,309	2,25,940	26,453	76,149	48,107	63,692
Total Electric wires and cables Value	—	—	—	—	—	4,03,870	2,92,336	3,45,720	2,39,717	1,81,875

* Quantity recorded from 1930-31.

No. 13—continued

NORTH AMERICA—UNITED STATES—continued

IMPORTS THEREFROM—continued

ARTICLES	QUANTITY					VALUE				
	1926-27	1927-28	1928-29	1929-30	1930-31	1926-27	1927-28	1928-29	1929-30	1930-31
INSTRUMENTS, APPARATUS, AND APPLIANCES, AND PARTS THEREOF—continued										
Electrical, including tele- graph and telephone apparatus, not being machinery—continued										
Telegraph and telephone instruments and appa- ratus . . . Value	—	—	—	—	—	22,315	20,905	29,054	27,349	20,405
Electric lamps and parts thereof—										
Electric glow lamps* . No.	45,599	168,605	120,819	—	—	31,424	1,43,135	69,461	—	—
Flash lights, including torch lights, pocket lamps, etc. . . "	—	—	—	3,57,829	3,02,814	—	—	—	8,35,078	6,34,095
Automobile lighting lamps . . . "	—	—	—	28,922	25,247	—	—	—	13,881	13,072
Standard lighting lamps . . . "	—	—	—	97,888	29,998	—	—	—	95,860	47,874
Other sorts . . . "	252,277	198,882	279,185	392	456	9,04,562	6,48,802	7,11,458	16,545	5,683
Parts and accessories Value	—	—	—	—	—	4,70,849	1,46,973	1,92,841	7,22,419	8,29,192
Batteries . . . "	—	—	—	—	—	4,31,640	6,60,300	7,49,340	7,70,195	7,46,730
Accumulators (including parts) . . . "	—	—	—	—	—	1,04,205	1,41,938	3,42,878	3,85,739	1,50,147
Electric lighting accessories and fittings (including switches) . . . "	—	—	—	—	—	93,090	1,61,484	67,513	1,57,956	60,583
Electrical instruments (other than telegraphic and telephonic)—										
Meters . . . "	—	—	—	—	—	33,464	32,336	19,462	57,034	30,406
Others . . . "	—	—	—	—	—	23,215	42,967	32,584	15,835	40,721
Electro-medical appara- tus (including X-ray apparatus) . . . "	—	—	—	—	—	60,320	85,817	1,49,899	2,14,242	1,34,628
Switch boards (other than telegraph and telephone) . . . "	—	—	—	—	—	10,885	2,934	9,632	5,709	3,515
Electrical goods and apparatus not enu- merated . . . "	—	—	—	—	—	5,92,827	9,71,008	11,16,825	8,70,155	18,33,624
Total Electrical Instruments	—	—	—	—	—	33,38,732	35,89,857	39,40,985	47,45,852	43,73,470
Musical—										
Organs and Harmoniums, complete . . . No.	25	26	42	47	31	5,782	10,135	11,742	13,496	7,555
Pianos and Piano players, complete . . . "	40	17	23	19	9	24,332	8,278	14,863	11,069	3,666
Talking machines and accessories—										
Talking machines . . . "	245	1,747	679	708	325	19,257	67,798	27,322	44,633	23,956
Records . . . "	7,988	5,905	11,957	82,883	27,800	13,659	10,134	12,978	1,05,897	40,588
Accessories . . . Value	—	—	—	—	—	1,704	1,687	10,941	7,814	2,988
Total Talking machines and accessories . . . "	—	—	—	—	—	34,620	79,619	51,241	1,58,343	67,532
Other sorts, including parts of musical instruments . . . "	—	—	—	—	—	54,321	35,682	97,320	55,921	92,963
Total Musical Instruments . . . "	—	—	—	—	—	1,19,005	1,33,714	1,75,166	2,38,829	1,71,716
Photographic—										
Cinematograph Films—										
Raw (a) . . . Length in feet	—	807,299	4,423,549	1,028,556	3,933,470	—	49,972	1,82,963	40,070	1,63,457
Exposed (a) . . . "	—	6,237,105	5,998,959	6,166,968	6,569,565	—	14,47,465	13,64,063	12,72,465	13,55,278
Total Cinematograph films	6,518,659	7,044,404	10,422,508	7,195,524	10,503,035	12,78,487	14,97,437	15,47,026	13,12,535	15,18,730
Other than Cinematograph films . . . Value	—	—	—	—	—	4,95,962	5,33,221	9,30,808	8,37,072	9,20,664
Total Photographic Instruments,	—	—	—	—	—	17,74,449	20,30,658	24,77,829	21,49,607	24,39,394
Scientific and philoso- phical . . . "	—	—	—	—	—	1,56,957	1,38,238	1,44,514	1,19,235	1,76,698
Optical . . . "	—	—	—	—	—	2,38,701	1,04,904	1,15,674	1,68,413	1,41,123
Release apparatus . . . "	—	—	—	—	—	35,066	88,908	78,998	59,444	48,658
Other kinds . . . "	—	—	—	—	—	1,87,283	2,79,656	3,11,445	4,08,224	4,75,307
Total Instruments, Appa- ratus and Applian- ces and parts thereof . . . "	—	—	—	—	—	59,24,077	63,66,128	73,00,179	79,34,601	73,71,278

* Discontinued and recorded under the heads immediately following from 1929-30.
(a) Separately recorded from 1927-28.

NORTH AMERICA—UNITED STATES—continued

IMPORTS THEREFROM—continued

ARTICLES	QUANTITY					VALUE				
	1926-27	1927-28	1928-29	1929-30	1930-31	1926-27	1927-28	1928-29	1929-30	1930-31
						R	R	R	R	R
Ivory Value	—	—	—	—	—	8,605	8,794	13,649	2,193	13,123
JEWELLERY (excluding Imitation Jewellery and Precious Stones and Pearls Unset), Also Plate of Gold and Silver—										
Jewellery "	—	—	—	—	—	43,840	39,328	40,675	18,341	5,097
Plate of gold and silver "	—	—	—	—	—	6,979	13,023	14,062	4,279	2,306
LAC—										
Shell and button . Cwts.	7	71	81	73	8	593	3,934	6,040	5,294	507
LEATHER—										
Hides, tanned or dressed. } Tons	2	1	9	19,497	32,494	35,261	46,532	1,11,240
} —No.	—1,655	—2,641	—4,042	—3,395	—10,264					
Skins, tanned or dressed. } Tons	14	12	13	67	24	1,69,968	1,96,408	2,40,513	3,72,802	3,10,028
} —No.	—21,665	—27,876	—21,992	—41,412	—28,200					
Total Hides and skins, tanned or dressed } Tons	14	12	15	68	38	1,89,465	2,28,902	2,75,774	4,19,334	4,21,268
} —No.	—23,320	—30,517	—26,084	—44,807	—38,464					
Unwrought . Cwts.	3,888	4,868	4,614	10,115	7,524	5,36,532	6,80,711	7,91,869	8,76,311	5,73,432
Leather cloth (including artificial leather). Sq. yards	69,194	105,039	92,994	119,361	221,641	1,23,266	1,36,973	1,42,648	1,51,438	1,21,965
Manufactures (excluding boots and shoes and belting for machinery)—										
Bags and Trunks Cwts.	81	25	13	8	5	16,479	7,480	3,665	2,834	2,116
Other sorts . Value	—	—	—	—	—	1,40,745	1,92,936	2,71,187	3,14,463	3,06,253
Total Leather . "	—	—	—	—	—	10,11,487	12,47,052	14,85,143	17,04,380	14,25,041
LIQUORS, including DENATURATED AND PERFUMED SPIRITS—										
Spirit—										
Liquors Gals.	137	551	186	396	476	5,086	20,972	5,898	14,378	16,970
Spirit, present in drugs, medicines, or chemicals . "	42,459	50,507	55,946	64,664	54,310	12,90,049	14,65,278	16,29,455	18,15,860	15,80,554
Spirit, perfumed . "	220	177	858	80	60	31,106	33,222	37,580	10,372	504
Other sorts of spirit . "	2,401	1,421	1,376	990	2,110	86,901	44,382	26,330	30,818	43,809
Total Spirit . "	45,217	52,656	58,366	66,130	56,956	14,13,142	15,63,854	16,99,213	18,71,428	16,46,837
Other sorts of liquors . "	2	179	..	28	51	63	1,060	..	80	267
Total Liquors . "	45,219	52,835	58,366	66,158	57,007	14,13,205	15,64,914	16,99,213	18,71,508	16,46,604
MACHINERY AND MILLWORK—										
Prime-movers (other than electrical)—										
Locomotives (including those for railways)—										
Oil Engines No.	6	10	4	29	4	12,066	82,205	7,145	70,239	6,136
Parts of oil engines . Value	—	—	—	—	—	851	1,816	17,425	6,079	788
Steam Engines No.	3	5	1	1,09,183	62,423	8,925
Parts of Steam Engines . Value	—	—	—	—	—	58,406	20,088	4,029	52,664	22,8432
Others Railway locomotives, Engines, tenders and parts thereof (a) . "	—	—	—	—	—	1,226	2,440	..	14,634	18,033
Other than Locomotives—										
Gas Engines No.	38	50	142	135	89	55,419	51,667	64,893	72,435	25,453
Parts of Gas Engines Value	—	—	—	—	—	2,776	14,765	24,162	18,557	11,675
Oil Engines No.	409	387	788	1,148	576	1,88,291	1,48,027	3,17,081	4,49,483	2,29,675
Parts of Oil Engines Value	—	—	—	—	—	55,712	1,35,191	71,495	48,133	72,046
Steam Engines No.	9	34	12	29	4	7,770	21,325	16,764	1,09,731	8,081
Parts of Steam Engines . Value	—	—	—	—	—	80,208	91,150	1,17,722	61,87	30,181
Others "	—	—	—	—	—	1,530	8,412	10,107	16,726	24,988
Total Prime-movers (other than electrical) . "	—	—	—	—	—	5,66,388	5,89,515	10,65,327	13,67,911	8,50,858

(a) Recorded under "Railway Plants and Rolling Stock" prior to 1929-29.

No. 13—continued

NORTH AMERICA—UNITED STATES—continued

IMPORTS, THEREFROM—continued

ARTICLES	QUANTITY					VALUE				
	1926-27	1927-28	1928-29	1929-30	1930-31	1926-27	1927-28	1928-29	1929-30	1930-31
						R	R	R	R	R
MACHINERY AND MILLWORK— <i>continued</i>										
Electrical machinery of all kinds <i>not including</i> instruments, apparatus and appliances and parts thereof—										
Control and Switch gear Value	—	—	—	—	—	1,69,058	3,35,850	2,51,901	2,59,139	5,15,606
Generators, alternators, and dynamos	—	—	—	—	—	2,70,247	1,17,402	1,16,339	51,579	1,17,513
Motors	—	—	—	—	—	3,73,360	3,86,170	3,10,344	3,55,771	4,58,099
Transformers	—	—	—	—	—	5,04,333	1,29,082	2,46,098	3,72,281	2,53,341
Turbo-generating sets	—	—	—	—	—	75,617	5,497	1,08,621	39,130	4,027
Others	—	—	—	—	—	8,73,172	4,83,087	10,65,441	9,60,732	15,25,561
Total Electrical machinery of all kinds, etc.	—	—	—	—	—	22,66,287	14,57,088	25,93,744	20,38,682	29,34,147
Machinery, <i>not being</i> prime-movers or electrical machinery—										
Aerated water making machinery	—	—	—	—	—	3,902	5,893	28,795	1,04,268	6,019
Agricultural machinery	—	—	—	—	—	3,06,618	5,50,451	3,99,433	3,34,698	4,67,324
Boilers	—	—	—	—	—	42,410	2,13,381	88,438	73,501	81,220
Metal working machinery (<i>including</i> machine tools)	—	—	—	—	—	6,46,166	4,13,679	5,99,365	6,00,511	3,52,687
Mining machinery—										
Coal	—	—	—	—	—	2,49,315	2,70,587	1,29,034	3,13,410	1,99,152
Other sorts	—	—	—	—	—	27,33,708	42,27,301	35,22,300	33,19,524	28,87,324
Oil crushing and refining machinery	—	—	—	—	—	3,33,770	4,22,318	2,65,164	2,19,930	3,54,974
Paper mill machinery	—	—	—	—	—	12,083	1,648	55,350	10,075	3,637
Refrigerating machinery	—	—	—	—	—	5,03,799	7,74,514	17,72,447	17,49,342	16,46,484
Rice and flour mill machinery	—	—	—	—	—	3,72,553	2,76,735	2,57,623	2,81,682	1,47,713
Saw mill and wood working machinery	—	—	—	—	—	1,33,973	61,436	1,74,108	1,98,056	2,59,378
Sewing and knitting machines, and parts thereof—										
Sewing and knitting machines No.	514	726	664	235	43	88,915	35,935	60,922	66,231	27,431
Parts of sewing and knitting machines and accessories Value	—	—	—	—	—	12,149	5,439	19,421	7,648	7,799
Sugar machinery	—	—	—	—	—	35,068	24,338	36,352	28,022	32,324
Textile machinery—										
Cotton—										
Bleaching and dyeing machinery	—	—	—	—	—	27,753	26,005	10,173	1,933	2,030
Spinning machinery	—	—	—	—	—	1,22,736	1,90,532	3,66,969	1,34,204	1,41,366
Weaving machinery	—	—	—	—	—	31,359	7,396	58,483	3,593	41,616
Other sorts	—	—	—	—	—	50,413	19,436	45,980	25,635	40,636
Jute	—	—	—	—	—	47,130	1,58,547	1,14,525	60,103	43,696
Other sorts of textile machinery	—	—	—	—	—	7,547	22,315	64,393	15,513	24,356
Total Textile machinery	—	—	—	—	—	2,66,938	4,25,221	6,60,529	2,47,046	2,93,700
Typewriters—										
Typewriters No.	12,365	16,534	19,316	13,766	13,689	20,00,079	22,42,141	26,69,264	19,04,617	18,94,260
Parts and accessories Value	—	—	—	—	—	1,23,551	1,48,011	1,27,729	2,52,421	2,03,192
Other sorts of machinery (<i>excluding</i> Printing machinery)	—	—	—	—	—	31,42,339	35,31,667	54,47,239	39,04,515	33,09,969
Total Machinery and Millwork	—	—	—	—	—	1,39,26,311	1,57,31,363	2,06,73,643	1,75,21,970	1,64,15,842

No. 13—continued
 NORTH AMERICA—UNITED STATES—continued
 IMPORTS THEREFROM—continued

ARTICLES	QUANTITY					VALUE				
	1926-27	1927-28	1928-29	1929-30	1930-31	1926-27	1927-28	1928-29	1929-30	1930-31
						R	R	R	R	R
MANURES—										
Nitrate of Soda . . . Tons	2,300	..	39	981	..	3,68,000	..	6,235	1,32,670	..
Sulphate of Ammonia . . "	1,112	1,305	3,573	300	..	1,87,987	2,01,720	5,48,706	47,519	12
Other kinds of manures . . "	..	946	1,122	7,051	8,544	20	1,52,307	2,11,203	12,69,809	5,72,318
Total Manures . . "	3,412	2,251	4,734	8,332	8,544	5,56,007	3,54,027	7,66,144	14,49,998	5,72,330
METALS AND ORES—										
Aluminium—										
Unwrought (ingots, blocks, bars, and slabs) . . . Cwts.	120	960	360	600	..	8,020	64,320	24,120	85,178	..
Wrought—										
Circles "	32,716	41,706	46,202	62,580	52,917	32,14,503	34,13,441	37,43,074	50,39,987	40,58,057
Sheets "	2,599	3,310	3,290	2,009	1,041	2,35,211	2,46,163	2,48,431	1,57,356	75,353
Other manufactures . . "	591	708	837	737	1,123	55,000	57,947	74,527	64,569	77,468
Total Aluminium . . "	36,016	46,684	50,689	65,936	55,081	85,12,734	37,81,871	40,90,152	52,99,090	42,10,878
Brass, Bronze, and similar alloys and manufactures thereof—										
Unwrought "	6,005	4,957	527	1,36,312	1,48,709	17,583
Wrought—										
Mixed or yellow metal for sheathing . . "	5,253	500	1,53,418	14,055
Other sorts "	4,452	3,120	4,007	595	2,426	1,90,143	1,21,101	1,66,149	70,552	1,17,717
Total Brass, Bronze, etc. . . "	15,710	8,577	4,007	595	2,953	5,29,873	2,83,865	1,66,149	70,552	1,35,299
Copper—										
Old for remanufacture . . "	..	3,001	7,660	1,694	4,177	..	1,20,567	3,19,572	94,057	1,66,371
Unwrought "	3,487	12,151	12,150	3,000	4,093	1,75,998	5,40,956	5,74,726	1,98,039	1,84,154
Wrought—										
Rods "	801	337	89,878	16,578
Sheets "	54	106	2,401	34	29,020	7,452	8,771	1,25,891	2,692	13,04,020
Wire, excluding wire of telegraph and telephone "	94	13	105	13	1,000	5,422	2,072	4,764	1,714	40,012
Other manufactures . . "	627	970	1,008	699	636	57,983	97,052	1,08,027	79,699	79,290
Total Copper (excluding Ore) . . "	4,262	16,241	23,224	6,241	39,313	2,46,850	7,69,418	11,27,980	4,10,574	17,90,425
German silver (including nickel silver) . . "										
.. . . . Tons	1	..	621	..	2,005	60	..	46,010	..	59,143
.. . . . Tons	1	1	77	23	14	5,793	2,379	28,007	27,140	9,345
Iron or Steel—										
Beams, channels, pillars, girders, and bridge-work . . "	831	121	138	239	211	1,37,357	74,978	51,773	57,024	56,079

No. 13—continued

NORTH AMERICA—UNITED STATES—continued

IMPORTS THEREFROM—continued

ARTICLES	QUANTITY					VALUE				
	1926-27	1927-28	1928-29	1929-30	1930-31	1926-27	1927-28	1928-29	1929-30	1930-31
METALS AND ORES—continued										
Iron or Steel—continued										
Bolts and nuts . . . Tons	829	248	200	308	160	1,63,848	1,21,908	99,345	1,69,506	1,07,877
Fencing materials (in- cluding fencing wire) . . . "	277	367	463	354	370	1,00,934	1,18,356	1,55,619	1,19,228	1,16,189
Hoops and strips . . . "	255	18	319	38	317	46,876	7,774	39,285	6,607	47,449
Nails, rivets, and washers (excluding wire nails) . . . "	14	28	49	39	20	14,062	21,403	26,771	31,235	21,773
Pipes and fittings, cast . . . "	183	61	124	83	29	85,070	45,459	67,105	44,280	38,386
Balls, chairs, and fish- plates (excluding those for railways) . . . "	771	1,046	521	431	626	2,01,492	2,32,762	1,28,053	1,03,447	95,207
Screws "	101	13	1	29	8	71,311	12,668	2,372	19,252	5,965
Sheets and plates—										
Galvanized—										
Corrugated . . . "	11,002	4,269	2,239	1,607	1,896	36,37,307	15,87,087	7,83,126	5,12,775	6,70,370
Plain "	1,086	61	21	8	2	3,51,269	26,725	7,233	4,042	820
Tinned—										
Tinplates "	10,623	7,898	12,297	9,315	8,752	36,62,630	24,76,233	41,00,871	31,42,610	29,24,375
Not galvanized or tinned "	804	150	61	52	50	2,91,604	56,747	31,270	27,836	24,018
Total Sheets and Plates . . . "	23,515	11,878	14,668	10,982	10,700	79,42,810	41,46,792	49,22,500	36,87,313	36,19,533
Tubes, pipes and fit- tings, wrought . . . "	1,895	1,230	360	1,531	822	5,57,056	4,26,621	1,43,684	4,95,191	3,47,036
Wire rope—										
Black "	62	45	102	13	36	77,394	40,668	90,016	20,474	30,688
Galvanized "	23	3	6	3	13	27,787	1,745	5,971	4,574	24,232
Wire, other than fenc- ing "	163	87	87	93	123	32,202	18,254	15,706	18,203	21,739
Other manufactures of iron or steel . . . "	386	1,251	892	1,786	1,525	1,86,533	3,80,203	3,71,051	4,44,732	4,24,274
Total Iron or Steel . . . "	28,604	16,411	17,930	15,924	14,964	96,49,276	56,99,581	61,14,251	52,21,066	49,63,127
Zinc or spelter . . . Cwts.										
	4,669	1,348	2,668	12,196	32,216	1,30,830	32,122	60,113	1,98,023	12,16,260
Others Tons										
	307	303	62	4	3	2,32,933	2,10,579	79,789	14,291	56,973
Total Metals (excluding Ores) . . . "	31,959	20,357	22,144	20,204	32,216	1,43,08,339	1,07,79,815	1,17,12,541	1,12,40,741	1,24,41,450
MICA—										
In Blocks Cwts.	43	111	..	13	156	7,719	12,330	..	3,625	49,612
In Splittings "	111	19	..	19	..	20,915	1,300	48	6,218	..
Total Mica "	154	130	..	32	156	28,634	13,630	48	9,843	49,612
OILS—										
Animal Gals.	38	..	11	33	..	28	..	63	374	..
Essential "	58	156	499	213	149	6,225	5,999	9,046	10,207	5,057
Mineral—										
Fuel Oils "	..	1,118,549	..	1,060	718,115	..	2,27,212	..	306	2,44,410

NORTH AMERICA—UNITED STATES—continued

IMPORTS THEREFROM—continued

ARTICLES	QUANTITY					VALUE				
	1926-27	1927-28	1928-29	1929-30	1930-31	1926-27	1927-28	1928-29	1929-30	1930-31
	B	B	B	B	B	B	B	B	B	B
<i>Oils—continued</i>										
<i>Mineral—continued</i>										
Kerosene—										
In bulk . . . Gals.	50,764,408	43,108,716	9,222,780	18,841,836	11,273,758	3,27,62,000	2,70,48,822	51,56,396	1,09,40,805	62,92,322
In tins . . . "	4,820,964	4,029,723	4,786,214	4,534,103	10,016,435	49,15,355	38,62,211	43,75,817	38,99,600	80,21,973
Total Kerosene . . . "	55,585,372	47,138,439	14,008,994	23,375,944	21,290,193	3,76,78,354	3,09,06,033	95,32,213	1,47,40,405	1,43,14,295
Lubricating oils—										
Batching oils . . . "	6,317,112	4,099,894	7,358,938	5,534,203	0,151,735	32,58,866	25,00,517	36,85,827	27,77,155	46,23,136
Other lubricating oils . . . "	8,501,558	8,198,760	8,640,671	8,832,207	9,812,271	1,21,13,372	1,11,22,749	1,12,45,423	1,02,80,180	1,03,52,484
Total Lubricating oils . . . "	14,818,670	13,198,653	15,999,609	14,366,410	18,964,006	1,53,72,238	1,36,23,266	1,49,31,250	1,30,57,335	1,49,75,620
Petroleum, dangerous flashing below 76° F. including petrol, benzine and benzol . . . "	1,843	21,45,071	7,179,137	8,210	21,08,266	61,24,401
Paints, Solutions and compositions, dan- gerous flashing be- low 76° F. . . . "	500	234	4,108	17,099	9,772	2,797	1,264	27,866	1,14,492	60,861
White Oils* . . . "	—	—	—	94,826	190,367	—	—	—	1,21,021	2,10,975
Other kinds . . . "	795,200	1,046,114	1,405,159	799,779	633,553	9,95,936	13,51,735	17,48,232	10,65,140	8,54,107
Total Mineral oils . . . "	71,201,585	62,496,999	31,417,660	40,800,189	48,985,143	5,40,57,535	4,61,09,510	2,62,39,561	3,12,00,974	3,67,93,660
Vegetable, non-essential . . . "	3,845	3,128	5,834	4,615	7,507	14,197	9,711	16,334	15,793	23,950
Total Oils . . . "	71,205,526	62,500,233	31,424,304	40,805,100	48,992,799	5,40,77,955	4,61,25,220	2,62,65,004	3,12,33,348	3,68,22,685
OIL-CLOTH AND FLOOR- CLOTH—Sq. yards	328,667	410,833	401,746	496,789	302,698	3,03,093	3,40,490	3,22,290	3,97,421	2,27,332
PACKING—ENGINES AND BOILERS—OF ALL KINDS excluding Asbestos . Value	—	—	—	—	—	23,007	37,802	43,353	36,603	16,241
<i>PAINTS AND PAINTERS' MATERIALS—</i>										
Paints and Colours— Enamels, prepared (c). Cwts.	423	334	825	1,318	—	50,245	32,811	54,101	36,492	—
Graphite "	469	469	391	365	298	27,875	30,365	14,670	25,221	21,188
Whitelead "	..	1	1,112	3,380	1,015	..	48	26,047	51,689	33,724
Zinc, white "	..	423	4,711	2,939	340	..	10,593	96,096	58,178	6,980
Other sorts "	9,203	7,558	9,322	11,470	7,885	4,47,411	4,77,365	6,03,214	6,38,142	4,29,647
Total Paints and Colours . . . "	10,095	8,785	16,361	19,420	9,538	5,25,531	5,51,152	7,94,129	8,59,722	4,81,399
Painters' Materials (other than paints and colours)— Turpentine— Genuine turpentine . . . "	16	22	141	173	177	644	876	4,141	5,670	5,387
Turpentine Substitute . . . "	302	224	339	430	19	8,974	6,921	10,888	12,084	595
Varnish (b) "	1,260	2,012	1,393	1,218	1,069	1,20,996	1,55,798	1,13,921	37,886	1,55,172
Other kinds . . . Value	—	—	—	—	—	4,460	5,521	43,580	81,961	49,304
Total Painters' Materials, etc. "	—	—	—	—	—	1,35,074	1,69,111	1,72,480	1,87,601	2,10,458
Total Paints and Painters' Materials "	—	—	—	—	—	6,60,605	7,20,263	9,66,608	10,47,323	6,91,857
<i>PAPER AND PASTE- BOARD—</i>										
Paper—										
Packing paper . . . Cwts.	329	107	147	518	1,208	8,656	4,971	4,563	15,688	25,553
Printing paper . . . "	253	399	442	367	298	12,665	16,997	15,597	13,726	19,286
Writing paper in large sheets . . . "	1,328	2,084	3,622	3,941	3,182	49,937	64,816	1,13,895	1,27,704	94,837
Note and letter paper and envelopes . . . "	126	188	118	48	108	8,116	14,198	7,218	3,275	7,306
Envelopes imported sepa- rately "	399	156	192	190	201	11,106	12,119	13,239	16,629	15,509
Paper manufactures . . . "	292	578	931	993	2,659	36,459	41,578	68,235	59,914	1,13,751
Other kinds of paper . . . "	2,552	1,951	2,582	2,034	1,943	1,59,816	1,76,909	1,96,748	1,60,116	2,64,002
Old newspaper in bales and bags "	200,124	192,900	84,868	84,057	170,586	11,72,482	9,72,576	4,07,183	3,89,835	7,37,535
Pasteboard, mill-board, and cardboard of all kinds "	7,390	668	783	560	737	17,082	32,192	11,562	15,202	20,465
Total Paper and Pasteboard . . . "	205,793	198,966	93,650	92,708	160,922	14,76,299	13,36,346	8,32,740	8,02,089	12,98,244

* Separately recorded from 1929-30.
(a) Recorded under "Varnish" from 1930-31;
(b) Figures prior to 1930-31 exclude "Enamels".

No. 13—continued

NORTH AMERICA—UNITED STATES—continued

IMPORTS THEREFROM—continued

ARTICLES	QUANTITY					VALUE				
	1926-27	1927-28	1928-29	1929-30	1930-31	1926-27	1927-28	1928-29	1929-30	1930-31
PARAFFIN WAX . . . Tons	800	418	788	985	1,552	R 2,21,955	R 1,20,430	R 2,37,651	R 2,93,189	R 3,12,654
PERFUMERY (not being perfumed spirits) . . . Value	—	—	—	—	—	501	18,021	1,524	227	6
PLANTS, LIVING (including bulbs and seeds for sowing) . . . "	—	—	—	—	—	29,258	32,345	27,428	33,266	43,916
POLISHES—										
Polishes and compositions for application to leather . . . "	—	—	—	—	—	71,741	57,964	71,156	40,702	39,148
Polishes and compositions for application to metals . . . "	—	—	—	—	—	10,220	27,333	31,724	42,503	37,375
Wood polish . . . "	—	—	—	—	—	10,817	6,506	4,316	19,309	15,202
Other kinds . . . "	—	—	—	—	—	44,451	44,265	61,610	50,014	62,465
PRECIOUS STONES AND PEARLS, UNSET—										
Pearls . . . "	—	—	—	—	—	20,122	..	6,348	23,030	..
PRINTING AND LITHOGRAPHING MACHINERY AND MATERIALS (excluding paper)—										
Printing and lithographing presses . . . "	—	—	—	—	—	2,07,421	3,09,094	4,04,524	3,46,580	2,25,071
Printing type . . . Cwts.	35	62	70	80	42	13,068	18,197	18,021	19,492	12,112
Printers' and Lithographers' ink . . . Value	—	—	—	—	—	15,858	11,964	6,018	14,094	8,586
Other materials . . . "	—	—	—	—	—	30,236	1,23,546	70,649	60,058	89,878
Total Printing and Lithographing machinery, etc. . . "	—	—	—	—	—	2,66,688	4,63,701	4,09,212	4,46,224	3,35,647
PRINTS, ENGRAVINGS, AND PICTURES . . . "	—	—	—	—	—	25,358	40,942	98,487	61,413	1,05,287
PROVISIONS AND OILMAN'S STORES (including FISH AND FRUITS AND VEGETABLES, CANNED OR BOTTLED)—										
Bacon and hams . . . Cwts.	79	149	130	46	104	10,726	15,583	11,098	5,851	13,792
Biscuits and cakes . . . "	89	43	48	53	230	3,215	4,184	4,897	5,052	19,919
Canned and bottled provisions (not specified elsewhere)—										
Canned or bottled fruits . . . "	10,147	13,450	14,191	17,359	13,393	5,41,580	6,70,583	6,58,260	8,43,133	6,20,908
Tinned or canned fish . . . "	53,834	65,526	46,346	66,520	48,204	19,55,429	21,35,602	14,80,220	18,10,223	11,80,578
Others . . . "	18,763	18,245	19,667	15,565	17,679	9,39,139	9,07,878	9,52,724	8,89,389	9,20,475
Total Canned and bottled provisions . . . "	82,744	97,221	80,204	99,444	79,276	34,36,148	37,14,063	30,71,204	35,42,745	27,30,961
Cheese (including canned) . . . "	343	201	127	44	18	43,269	22,961	16,507	6,102	2,899
Confectionery . . . "	540	649	483	597	234	43,657	56,196	39,348	45,735	25,465
Farinaceous and patent foods—										
Farinaceous and patent foods in bulk . . . "	26	33	178	2	2	1,363	1,191	7,305	91	100
Milk foods for infants and invalids wholly or mainly milk . . . "	316	521	428	422	481	46,299	55,505	52,887	44,398	164,339
Other sorts . . . "	13,460	14,649	16,644	14,095	15,163	5,36,215	5,93,791	7,33,129	5,74,866	6,69,800
Total Farinaceous and patent foods . . . "	13,802	15,203	17,250	14,519	15,651	5,83,377	6,50,487	7,93,321	6,19,265	7,34,239
Jams and jellies . . . "	57	106	50	34	8	3,929	6,651	3,410	2,572	816
Milk, condensed and preserved, including milk cream . . . "	1,818	3,332	4,408	6,621	5,337	35,500	1,28,757	1,71,119	2,65,414	2,31,047
Pickles, chutnies, sauces and condiments . . . "	236	261	268	335	270	20,981	20,898	22,401	25,640	23,968
Other sorts of provisions . . . Value	—	—	—	—	—	2,18,126	1,66,775	2,63,224	2,85,714	2,58,893
Total Provisions and Oilman's stores . . . "	—	—	—	—	—	44,54,428	47,89,550	43,96,521	43,05,049	40,41,999
RAILWAY PLANT AND ROLLING-STOCK (a)—										
Carriages and parts thereof . . . "	—	—	—	—	—	71,857	1,26,746	—	—	—
Wagons and parts thereof . . . "	—	—	—	—	—	10,537	49,577	—	—	—
Locomotive engines and tenders and parts thereof . . . "	—	—	—	—	—	5,45,306	6,00,716	—	—	—
Materials for construction—										
Sleepers of wood . . . Tons	11,736	2	—	—	—	11,69,521	1,903	—	—	—
Sleepers and keys of steel or iron . . . "	44	—	—	—	—	17,127	—	—	—	—
Other kinds of materials . . . "	264	225	—	—	—	2,67,665	2,56,813	—	—	—
Total Railway plant and Rolling-stock . . . Value	—	—	—	—	—	20,82,063	10,35,755	—	—	—

(a) Discontinued from 1928-29.

No. 13—continued
 NORTH AMERICA—UNITED STATES—continued
 IMPORTS THEREFROM—continued

ARTICLES	QUANTITY					VALUE				
	1926-27	1927-28	1928-29	1929-30	1930-31	1926-27	1927-28	1928-29	1929-30	1930-31
RUBBER—										
Manufactures—										
Pneumatic motor covers No.	55,223	108,270	81,780	112,754	140,867	22,70,181	48,47,646	37,03,720	59,08,856	68,88,659
Pneumatic motor tubes "	36,256	82,491	46,347	67,528	108,462	2,52,283	6,00,720	3,70,907	5,71,719	8,80,468
Pneumatic motor cycle covers "	218	982	121	666	321	3,934	14,754	2,262	14,937	4,998
Pneumatic motor cycle tubes "	448	1,798	185	484	820	1,367	29,908	482	1,034	2,566
Solid rubber tyres for motor vehicles "	2,749	8,430	2,082	2,007	1,569	3,48,590	4,84,617	2,63,328	2,88,531	1,64,599
Other manufactures, except apparel, boots and shoes Value	—	—	—	—	—	5,86,504	5,80,296	5,96,265	4,85,211	6,84,295
Total Rubber manufactures "	—	—	—	—	—	34,71,859	65,07,941	49,87,124	72,70,688	85,84,680
SEEDS Tons	3	1	9	1	1	10,990	12,027	15,107	14,824	11,262
SOAP—										
Toliet soap Cwt.	8,960	7,113	7,195	7,292	5,003	8,39,119	7,11,362	7,62,397	7,82,847	5,37,986
Other sorts "	311	586	487	482	461	44,509	45,330	48,003	36,132	35,576
Total Soap "	9,271	7,699	7,682	7,774	5,464	8,83,718	7,56,692	8,08,403	7,68,479	5,73,562
SPICES—										
Cloves "	8,864	4,066	4,598	983	1,258	39,850	36,805	46,515	16,945	22,409
Pepper "	1,718	—	—	—	—	1,09,440	—	—	—	—
STARCH AND FARINA—										
Starch "	41,569	94,438	92,816	117,223	22,665	4,25,854	9,91,571	10,24,747	13,36,007	2,38,510
STATIONERY (excluding PAPER)—										
Pencils (excluding slate pencils) Doz.	44,846	44,114	101,168	58,212	35,129	24,255	19,685	39,460	19,706	13,949
Other sorts Value	—	—	—	—	—	3,35,768	4,27,427	5,04,463	4,88,798	4,34,948
Total Stationery (excluding paper) "	—	—	—	—	—	3,60,023	4,47,112	5,43,923	5,08,504	4,48,897
SUGAR—										
Sugar, 16 Dutch Standard and above Tons	11,622	52	16	—	—	25,98,628	15,479	4,127	15	—
Beet Sugar "	632	—	—	—	—	1,42,021	—	—	44	—
Sugar, 15 Dutch Standard and below "	3,255	408	236	240	198	8,03,856	92,719	59,744	61,900	48,246
Other kinds "	—	—	—	—	—	—	—	6	—	5
Total Sugar "	15,509	468	252	240	198	35,44,505	1,08,198	63,877	61,959	48,251
TALLOW AND STEARINE										
Grease Cwt.	3,603	2,156	1,684	1,027	1,702	77,214	54,791	37,467	16,253	33,365
Other sorts "	656	126	1,300	202	21	21,267	3,227	37,397	5,355	663
Total Tallow and Stearine "	4,259	2,282	2,984	1,229	1,723	98,481	58,018	74,864	21,608	34,028
TELEPHONES, MATERIALS FOR CONSTRUCTION AND ACCESSORIES (excluding ELECTRICAL) Value	—	—	—	—	—	10,135	16,661	22,852	10,000	2,210
TEXTILES—										
Cotton—										
Raw Tons	25,039	49,910	11,787	1,689	9,756	2,11,18,704	4,37,32,049	1,37,96,053	19,58,504	83,15,452
Twist and yarn—										
Grey (unbleached)—										
Nos. 16 to 20 Lbs.	15,694	—	—	—	—	10,353	—	—	—	—
" 31 to 40 "	20,000	—	4,115	—	—	20,584	—	5,388	—	—
Twofolds (doubles) "	7,297	30,020	—	—	110	6,474	24,860	—	—	308
Unspecified description of twist and yarn "	14,353	2,096	9,053	—	—	20,256	2,395	11,622	—	—
Total Cotton Twist and Yarn "	57,344	32,116	13,168	—	110	57,617	27,264	17,005	—	308
Manufactures—										
Hosiery—										
Stockings and socks Dos.	49,798	37,062	24,175	36,224	16,579	3,95,541	2,44,494	1,62,615	2,41,046	1,09,140
Underwear "	8,693	4,496	6,566	5,758	2,089	77,047	46,721	67,610	50,865	19,100
Other sorts Value	—	—	—	—	—	70,253	47,172	67,891	96,884	31,786
Total Hosiery "	—	—	—	—	—	5,43,746	3,38,887	2,98,116	3,88,795	1,60,026

No. 13—continued

NORTH AMERICA—UNITED STATES—continued

IMPORTS THEREFROM—continued

ARTICLES	QUANTITY					VALUE				
	1926-27	1927-28	1928-29	1929-30	1930-31	1926-27	1927-28	1928-29	1929-30	1930-31
TEXTILES—continued						R	R	R	R	R
Cotton—continued										
Manufactures—continued										
Piece Goods—										
Grey (unbleached)—										
Plain grey—										
Drills and Jeans Yards	2,276,618	1,844,900	1,895,600	604,680	352,000	8,44,884	5,98,204	5,48,361	2,29,403	1,16,601
Shootings . . .	388,500	350,250	131,250	311,272	148,500	1,12,622	1,03,460	39,413	97,538	28,333
Unspecified descriptions . . .	25,010	40,087	40,000	31	40,196	5,712	7,323	8,562	60	7,864
Total Plain Grey . . .	2,690,128	2,241,237	1,566,850	916,003	534,696	9,63,168	7,08,986	5,96,336	3,27,051	1,52,788
White (bleached)—										
Checks, Spots and Stripes . . .	16,738	18,088	80,700	85,804	55,798	5,869	7,927	27,054	26,483	12,763
Jaconets, madapolams, cambrics and Muslins . . .	156,929	695,018	1,223,025	1,494,209	1,201,401	76,061	3,03,733	4,99,006	5,48,035	3,62,756
Longcloth and shirtings . . .	55	31,601	6,449	3,108	3,423	34	11,001	1,777	2,962	1,580
Unspecified descriptions . . .	123,445	49,589	168,517	148,394	53,053	54,991	22,952	68,589	61,733	19,520
Total White (bleached) . . .	297,162	795,196	1,468,691	1,731,513	1,314,270	1,36,455	3,46,213	5,97,926	6,39,813	3,96,609
Coloured, printed or dyed—										
Printed goods . . .	355,313	239,614	325,090	224,247	5,186	1,42,670	1,36,000	1,41,190	97,040	2,312
Dyed goods—										
Cambrics including madapolams, muslins and jaconets . . .	245,458	1,085,855	3,136,159	5,653,695	2,639,391	1,17,458	4,80,805	14,35,124	22,02,431	8,12,065
Checks, spots and stripes . . .	45,193	113,961	14,890	21,444	46,100	6,194
Drills and Jeans	17,420	35,052	67,201	7,391	15,047	25,542	..
Unspecified descriptions . . .	512,164	316,107	125,035	157,048	134,680	1,37,152	1,08,785	51,830	64,997	75,975
Total Dyed goods . . .	802,615	1,533,403	3,312,336	5,877,944	2,774,071	3,26,054	6,43,151	16,08,195	22,92,970	8,89,040
Woven coloured goods . . .	103,284	126,184	300,315	399,871	51,165	36,980	62,698	1,10,112	1,60,950	26,821
Total Coloured, printed, or dyed goods . . .	1,261,412	1,949,201	3,938,241	6,502,062	2,830,372	5,05,704	8,41,939	17,59,506	25,40,969	9,17,173
Fents of all descriptions not more than 9 yards in length* . . .	—	—	—	—	4,057,709	—	—	—	—	7,67,591
Fents, others* . . .	—	—	—	—	734,940	—	—	—	—	2,08,021
Total of Fents . . .	11,442,782	23,246,640	22,898,854	23,908,034	4,792,649	28,95,877	52,47,561	49,71,125	52,70,009	9,75,612
Rope . . . Lbs.	14,665	15,342	8,510	12,954	20,402	22,562	21,068	11,970	20,974	28,209
Other sorts of cotton manufactures . . . Value	—	—	—	—	—	31,071	14,842	31,327	26,111	26,903
Total Cotton goods (including Twist and Yarn) . . .	—	—	—	—	—	51,56,200	75,40,290	82,83,811	92,13,722	26,67,623

* Shown separately from 1930-31.

NORTH AMERICA—UNITED STATES—continued

IMPORTS THEREFROM—continued

ARTICLES	QUANTITY					VALUE				
	1926-27	1927-28	1928-29	1929-30	1930-31	1926-27	1927-28	1928-29	1929-30	1930-31
						R	R	R	R	R
TEXTILES—continued						9,581	14,864	1,081	1,081	8,201
Flax manufactures . . . Value	—	—	—	—	—	1,22,448	1,75,369	1,61,155	1,70,669	1,25,201
Haberdaabery and millinery "	—	—	—	—	—	—	—	—	949	542
Jute, raw . . . Tons	2	1	125	—	—	—	—
;; manufactures . . . Value	—	—	—	—	—	9,138	1,899	1,100	5,048	4,775
Silk—										
Manufactures—										
Goods of silk mixed with other materials Yards	14,891	587	6,287	9,712	2,012	10,114	1,125	5,910	7,108	1,574
Other sorts . . . Value	—	—	—	—	—	2,40,486	1,89,472	2,29,189	1,98,815	1,27,826
Total Silk manufactures . . .	—	—	—	—	—	2,50,600	1,90,597	2,25,099	2,05,428	1,29,400
Wool—										
Manufactures—										
Blankets and rugs other than floor rugs . Lbs.	682	1,229	35,088	36,307	18,641	1,255	2,577	28,185	26,262	12,390
Carpets and rugs . . .	1,548	9,804	2,118	9,595	5,856	4,031	35,137	8,859	21,965	26,025
Piece goods . . . Yards	4,718	15,570	120,406	38,296	387	6,788	25,610	70,936	23,946	1,120
Other sorts . . . Value	—	—	—	—	—	14,992	10,965	7,818	29,407	16,537
Total Wool manufactures . . .	—	—	—	—	—	26,066	74,289	1,05,748	1,01,580	56,078
Artificial Silk—										
Artificial Silk yarn . . . Lbs.	—	122	15,000	..	10,000	—	513	27,992	..	11,848
Piece goods of Cotton and Artificial Silk . Yards	228,288	372,881	917,169	640,783	28,707	116,528	1,98,773	3,72,759	2,54,229	14,759
Other sorts . . . Value	—	—	—	—	—	1,37,055	1,40,140	1,34,936	215,521	76,920
TOBACCO—										
Unmanufactured . . . Lbs.	5,422,738	3,607,178	6,662,959	4,404,709	1,484,800	88,66,036	27,47,785	56,00,840	37,78,979	12,52,726
Manufactured—										
Cigars . . .	660	68	241	144	..	9,615	1,644	2,316	8,032	..
Cigarettes (a) . . .	8,484	5,775	11,792	11,640	34,033	26,399	25,522	42,034	40,519	1,04,408
Tobacco for pipes and cigarettes . . .	18,200	15,974	18,065	17,792	12,682	79,946	65,264	79,650	81,628	53,288
Other sorts . . .	2,870	8,811	823	1,877	105,888	5,446	40,618	3,082	6,708	18,796
Total Tobacco . . .	5,452,452	3,637,806	6,668,880	4,436,162	1,587,401	39,37,442	28,80,788	57,27,422	39,10,861	14,29,216
TOILET REQUISITES (not specified ELSEWHERE) . . . Value	—	—	—	—	—	15,10,809	17,82,006	17,26,603	19,74,929	17,48,407
TOYS AND REQUISITES FOR GAMES AND SPORTS including FISHING TACKLE—										
Toys . . .	—	—	—	—	—	2,36,621	2,78,216	3,18,967	2,78,117	2,10,691
Requisites for games and sports (excluding fire-arms, etc.)—	—	—	—	—	—	—	—	—	—	—
Playing Cards . . .	—	—	—	—	—	6,87,950	6,42,060	6,97,784	5,28,836	6,11,267
Other sorts . . .	—	—	—	—	—	22,888	35,458	32,270	80,896	33,259
Total Toys, etc. . .	—	—	—	—	—	9,46,954	9,50,734	10,48,971	8,37,849	8,55,217
UMBRELLAS AND UMBRELLA-FITTINGS . . .	—	—	—	—	—	11,392	1,976	2,112	2,542	12,177
VEHICLES, excluding LOCOMOTIVES, ETC., FOR RAILWAYS—										
Carriages and carts not mechanically propelled (excluding railway carriages, trucks, etc.) . . . No.	87	618	68	55	188	52,833	1,08,057	22,708	17,800	10,184
Parts of carriages and carts (excluding rubber tyres) . . . Value	—	—	—	—	—	47,259	32,340	28,156	12,541	15,678
Other sorts . . .	—	—	—	—	—	9,855	3,719	780	796	340
Total Carriages and Carts, etc. . .	—	—	—	—	—	1,09,947	1,44,116	51,644	31,137	20,197

(a) Quantity in number recorded from 1930-31.

No. 13—continued

NORTH AMERICA—UNITED STATES—continued

IMPORTS THEREFROM—concluded

ARTICLES	QUANTITY					VALUE				
	1926-27	1927-28	1928-29	1929-30	1930-31	1926-27	1927-28	1928-29	1929-30	1930-31
VEHICLES, excluding LOCOMOTIVES, ETC., FOR RAILWAYS—continued										
Cycles (other than motor cycles) and parts thereof and accessories—										
Cycles, imported entire or in sections No.	105	88	18	9	62	2,902	1,126	1,267	897	4,760
Parts of cycles and accessories (excluding rubber tyres) Value	—	—	—	—	—	35,938	19,523	26,160	9,764	6,474
Total Cycles, etc.	—	—	—	—	—	38,840	20,649	27,427	10,661	11,234
Mechanically propelled vehicles (excluding railway locomotives and tractors)—										
Carriages and parts for railways (a)	—	—	—	—	—	—	—	91,440	1,08,234	69,255
Wagons and parts for railways (a)	—	—	—	—	—	—	—	52,889	1,32,529	15,860
Motor cars (including taxi cabs) No.	4,020	6,031	10,145	9,620	5,098	88,99,808	1,34,50,812	2,17,10,708	1,95,17,626	1,00,40,723
Motor cycles (including scooters)	75	67	55	35	58	44,514	44,181	37,730	24,421	34,998
Motor Omnibuses, motor vans and motor lorries—										
Imported with bodies	476	382	1,179	4,760	2,002	11,54,878	9,99,187	19,19,866	56,11,234	32,96,860
Chassis	1,346	3,817	6,303	7,248	3,295	37,83,894	57,49,002	1,10,29,747	1,20,14,768	55,79,521
Parts of mechanically propelled vehicles and accessories other than of aircraft (excluding rubber tyres) Value	—	—	—	—	—	39,06,830	52,89,811	71,54,259	73,22,701	51,04,852
Other sorts	—	—	—	—	—	—	—	—	2,317	10,531
Total Mechanically propelled vehicles, etc.	—	—	—	—	—	1,77,89,924	2,54,83,063	4,20,05,577	4,47,23,970	2,42,11,188
Ships, parts of	—	—	—	—	—	28,835	16,308	24,962	25,036	7,764
All Vehicles, excluding locomotives, etc., for railways	—	—	—	—	—	1,79,67,540	2,56,04,186	4,21,00,600	4,47,90,704	2,42,56,883
WAX OF ALL KINDS, other than PARAFFIN WAX (excluding CANDLES) Cwts.	1,316	948	1,316	587	3,665	36,875	17,618	24,865	15,937	39,576
WOOD AND TIMBER—										
Deal and pine wood Cub. Tons	4,501	4,849	3,235	5,758	1,158	4,46,250	5,07,453	2,83,307	5,00,009	95,533
Other kinds of wood and timber Value	—	—	—	—	—	189,773	2,26,057	2,67,395	2,01,963	4,42,076
Manufactures of wood other than furniture and cabinetware	—	—	—	—	—	1,24,151	169,655	1,28,989	1,44,616	1,88,828
Total Wood and Timber	—	—	—	—	—	6,00,174	8,03,165	6,79,691	9,36,677	7,26,437
OTHER ARTICLES * NOT SPECIFIED	—	—	—	—	—	1,51,676	2,28,211	2,08,027	99,666	1,09,692
OTHER ARTICLES OF MERCHANDISE	—	—	—	—	—	3,12,897	2,82,190	3,22,084	4,51,243	4,29,927
GRAND TOTAL	—	—	—	—	—	18,23,74,618	20,43,18,046	17,92,08,948	17,66,15,164	15,14,72,554

(a) Recorded under "Railway Plant and Rolling Stock" prior to 1928-29.

No. 13—continued
NORTH AMERICA—UNITED STATES—continued
EXPORTS THERETO

INDIAN MERCHANDISE

ARTICLES	QUANTITY					VALUE				
	1926-27	1927-28	1928-29	1929-30	1930-31	1926-27	1927-28	1928-29	1929-30	1930-31
ANIMALS, LIVING No.	2,294	4,267	3,314	0,488	6,044	8,825	15,990	12,829	33,958	35,743
APPAREL (including DRAPERY, UNIFORMS, ACCOUTREMENTS, BUT excluding HOSIERY AND BOOTS AND SHOES) Value	—	—	—	—	—	1,23,828	1,31,832	1,12,489	5,85,442	4,52,865
ART, WORKS OF "	—	—	—	—	—	54,321	53,272	24,431	24,199	97,384
BOOKS, PRINTED, AND PRINT- ED MATTER (not being STA- TIONERY) including MAPS AND CHARTS Cwts.	74	116	163	333	314	16,023	30,536	43,276	53,809	42,726
BRISTLES "	13	432	406	252	89	1,210	42,167	32,775	23,800	7,000
BUILDING AND ENGINEERING MATERIALS other than OF IRON, STEEL OR WOOD Value	—	—	—	—	—	7,43,077	4,45,590	2,00,688	3,76,058	1,42,005
CANES AND RATTANS Cwts.	14	—	—	23	258	2,100	—	—	320	18,225
CASHEW "	281	—	594	—	—	7,000	—	22,580	—	—
CHEMICALS AND CHEMICAL PREPARATIONS (exclud- ing CHEMICAL MANURES AND MEDICINES)—										
Potassium Compounds—										
Saltpetre "	1,000	—	—	—	—	11,437	—	—	—	—
COFFEE "	204	—	80	1,636	—	20,562	—	8,400	1,30,466	—
COIR—										
Unmanufactured Tons	3	6	1	4	—	900	1,000	287	2,712	—
Manufactured (exclud- ing rope) "	1,170	579	437	640	573	5,12,898	2,16,535	2,48,503	3,43,299	3,12,605
DRUGS AND MEDICINES—										
Nuxvomica Cwts.	25,719	17,444	26,919	27,728	14,027	1,55,338	1,13,311	1,33,099	2,09,112	89,618
Senna "	20,780	17,519	13,056	22,364	7,735	4,04,223	3,48,376	2,70,610	4,06,923	1,31,405
Other sorts Value	—	—	—	—	—	8,374	71,237	79,025	1,98,494	2,63,261
Total Drugs and medicines "	—	—	—	—	—	5,67,935	5,33,424	5,82,734	8,74,529	4,84,284
DYEING AND TANNING SUBSTANCES—										
Cutch and Gambier Cwts.	2,673	2,796	1,587	1,061	1,151	51,115	51,401	30,751	32,172	22,968
Myrobalans "	285,584	634,075	258,714	304,703	265,698	13,68,299	32,24,507	13,27,099	15,57,323	12,22,104
Myrobalan extracts "	916	40	3	—	—	11,665	800	44	—	—
Turmeric "	2,744	4,828	5,014	6,270	6,526	44,447	45,430	78,727	96,619	78,586
Other sorts "	149	170	—	210	333	3,657	4,500	—	5,840	7,352
Total Dyeing and Tanning substances "	292,665	641,909	265,313	312,834	278,708	14,79,183	33,26,438	14,31,621	16,91,954	13,31,428
FIBRE FOR BRUSHES AND BROOMS Tons	595	744	864	739	701	2,23,552	2,61,401	3,07,914	3,05,610	2,47,172
FISH (excluding Canned fish) Cwts.	219	12	—	89	196	44,350	600	27	5,240	117,350
FRUITS AND VEGETABLES—										
Fruits and vegetables: dried, salted, or pre- served, all sorts Tons	513	1,258	1,132	1,321	1,747	7,05,577	17,13,891	15,36,465	18,01,164	22,39,118
FURNITURE AND CABINET- WARE Value	—	—	—	—	—	52,810	16,919	20,911	46,627	240,352
GRAIN, PULSE, AND FLOUR—										
Rice not in the husk Tons	1,527	1,572	3,893	1,625	2,545	2,51,412	2,46,339	5,53,203	2,39,551	3,20,977
Other sorts "	21	31	23	16	16	4,161	8,402	5,345	4,049	3,087
Total Grain, Pulse, and flour "	1,548	1,603	3,916	1,641	2,561	2,55,572	2,54,741	5,58,548	2,43,600	3,24,064
GUMS AND RESINS—										
Arabic Cwts.	1,856	1,577	796	1,077	2,989	47,694	49,210	33,140	42,239	72,109
Olibanum or frankincense "	—	25	42	207	117	—	1,225	1,275	7,023	4,555
Other sorts "	14,333	16,136	17,604	23,105	27,078	5,96,926	6,30,356	7,34,281	9,03,333	8,60,602
Total Gums and Resins "	16,239	17,738	18,442	24,389	30,184	6,46,620	7,30,791	7,68,696	9,52,650	9,37,226

No. 13—continued

NORTH AMERICA—UNITED STATES—continued

EXPORTS THERETO—continued

INDIAN MERCHANDISE—continued

ARTICLES	QUANTITY					VALUE					
	1926-27	1927-28	1928-29	1929-30	1930-31	1926-27	1927-28	1928-29	1929-30	1930-31	
Hardware and cutlery, including plated ware	Value	—	—	—	—	R 79,249 L	R 18,385	R 2,969	R 8,680	R 8,728	
HIDES AND SKINS, RAW—											
Hides, raw—											
Buffalo hides	Tons =No.	550 =68,680	1,972 =216,879	970 =180,380	618 =108,480	66 =13,825	4,06,148	18,36,395	8,25,782	6,59,605	70,337
Cow hides	Tons =No.	1 =199	855 =182,069	353 =56,722	229 =26,187	150 =13,478	775	8,74,813	3,51,139	1,32,941	41,311
Calf skins	Tons =No.	30 =6	12,815 =6	34,078 =6	54,672 =6	3,180 =6	28,788	62,110	74,403	6,08	
Other hides	Tons =No.	100	7,631	
Total Hides, raw	Tons =No.	551 =68,879	2,857 =361,788	1,389 =221,130	984 =184,297	228 =30,588	4,06,918	22,39,440	12,38,981	8,67,180	1,26,272
Skins, raw—											
Goat skins	Tons =No.	15,582 =18,515,668	15,699 =18,749,704	18,610 =21,198,700	18,595 =20,998,818	14,711 =16,584,253	3,25,82,605	3,46,04,218	3,04,11,851	3,01,06,030	2,55,83,900
Sheep skins	Tons =No.	6 =6,499	86 =55,342	111 =172,865	104 =145,652	14 =23,468	6,888	59,893	1,45,268	1,49,410	22,009
Other skins	Tons =No.	25 =276,690	63 =409,159	94 =533,900	185 =1,332,153	14 =92,228	2,58,355	7,06,627	7,66,885	22,55,752	2,17,967
Total Skins, raw	Tons =No.	15,613 =18,798,862	15,788 =19,214,205	18,824 =21,895,465	18,884 =22,471,617	14,739 =16,699,949	3,28,47,938	3,53,70,788	4,03,21,004	3,85,12,101	2,58,23,936
Total Hides and Skins, raw (excluding cuttings of hides and skins, raw)	Tons =No.	16,164 =18,867,731	18,645 =19,575,988	20,218 =22,116,595	19,814 =22,655,914	14,067 =16,730,532	3,38,44,856	3,76,10,184	4,15,62,085	3,93,79,240	2,59,50,208
Cuttings of Hides and Skins (raw)	Tons	1,535	1,536	2,348	2,059	2,577	2,01,299	2,48,414	3,85,197	4,44,960	3,48,861
Instruments, apparatus, etc.	Value	—	—	—	—	—	100	1,303	1,319	16,850	2,687
Ivory—							375	0,405	3,688
Jewelry (excluding imitation jewelry and precious stones and pearls unset) also plate of gold and silver							18,405	4,932	3,985	3,584	6,747
KAPOK	Cwts.	4,257	3,877	1,547	4,144	265	2,18,586	2,22,652	69,247	1,80,964	7,937
LAC—											
Button	..	3,701	1,860	3,550	3,483	1,853	9,85,622	2,89,077	5,06,525	4,37,744	1,52,802
Seed	..	83,052	49,233	82,755	57,022	82,012	67,99,060	61,14,410	89,72,862	57,34,742	45,20,719
Shell	..	239,500	170,058	237,033	225,857	117,043	2,31,61,712	2,36,16,162	3,00,73,101	2,60,58,920	78,29,512
Stick	..	1,495	5	4,360	659	219	64,145	392	3,45,817	49,710	11,182
Other kinds (excluding lac dye)	..	8,141	33,611	3,042	443	..	3,40,980	12,34,999	1,53,431	24,146	..
Total Lac	..	336,789	244,762	330,740	287,264	201,127	3,07,51,519	3,12,54,940	4,00,56,786	3,28,05,271	1,25,14,215
LACQUERED-WARE	Value	—	—	—	—	—	5,192	5,112	2,081	2,602	2,022
LEATHER—											
Hides, tanned or dressed—											
Buffalo hides	Tons =No.	3 =380	.. =57	54 =18,527	32 =14,950	6 =2,025	7,830	700	1,12,558	71,292	15,000
Cow hides	Tons =No.	79 =13,760	589 =153,068	1,221 =306,747	788 =211,224	51 =14,880	1,74,820	15,31,012	29,79,359	17,26,719	1,13,250
Calf skins	Tons =No.	27 =33,254	76 =93,000	213 =240,708	187 =214,508	36 =38,675	72,091	2,52,761	6,26,131	5,84,647	1,19,489
Total Hides, tanned or dressed	Tons =No.	109 =52,644	665 =246,186	1,488 =505,982	987 =440,682	93 =55,530	2,55,141	17,84,473	37,18,048	23,82,658	2,47,739
Skins, tanned or dressed—											
Goat skins	Tons =No.	259 =677,020	193 =452,961	347 =1,003,164	240 =717,639	79 =226,924	15,39,305	12,69,797	23,20,604	16,45,637	4,22,306
Sheep skins	Tons =No.	222 =779,162	36 =182,490	69 =200,220	77 =276,360	15 =51,661	14,27,263	2,40,764	4,88,396	5,41,551	1,19,255
Other skins	Tons =No.	5 =83,414	17 =167,721	87 =1,156,188	25 =468,553	2 =25,574	1,18,317	4,10,666	20,76,301	3,50,456	45,626
Total Skins, tanned or dressed	Tons =No.	486 =1,509,596	246 =753,172	508 =2,419,572	342 =1,463,552	96 =304,159	30,84,885	19,21,220	48,85,300	30,43,647	5,87,274

No. 13—continued
 NORTH AMERICA—UNITED STATES—continued
 EXPORTS THERETO—continued

INDIAN MERCHANDISE—continued

ARTICLES	QUANTITY					VALUE				
	1926-27	1927-28	1928-29	1929-30	1930-31	1926-27	1927-28	1928-29	1929-30	1930-31
LEATHER—continued						B	B	B	B	B
Unwrought . . . Cwts.	18	6	154	8	..	5,565	23,792	84,413	11,603	..
Other sorts . . . Value	—	—	—	—	—	414	276	2,104	270	6,365
Total Leather . . .	—	—	—	—	—	33,46,005	37,29,770	86,59,865	54,38,178	8,41,378
MACHINERY AND MILLWORK ..	—	—	—	—	—	15,930	35	260
MANURES—										
Bonemeal . . . Tons	7,683	11,312	8,163	10,997	9,533	5,41,613	8,67,346	7,12,903	10,05,677	7,30,245
Other kinds . . . "	30	25	225	36	..	1,330	1,420	31,331	5,437	..
Total Manures . . .	7,712	11,337	8,387	11,033	9,533	5,43,448	8,69,206	7,44,234	10,11,114	7,30,245
Mats and Matings except coir and rubber . . . Sq. yds.	725	3,574	..	12,668	15,965	245	1,344	..	5,248	8,336
METALS AND ORES—										
Brass, Bronze, and similar alloys, wrought . . . Cwts.	1,194	623	694	432	364	2,58,952	1,23,464	1,34,027	79,209	61,045
Chromite (chrome iron ore) . . . Tons	5,010	2,170	4,000	7,500	7,200	1,79,810	89,340	1,51,500	2,30,500	2,53,255
Iron or Steel—										
Pig . . . "	40,733	65,064	52,541	86,059	103,171	18,33,744	29,22,137	23,63,999	38,74,333	40,34,672
Lead—										
Other sorts . . . Cwts.	16,303	2,920	3,26,217	40,373
Manganese ore . . . Tons	71,300	97,200	72,250	51,500	48,850	21,04,002	27,36,000	21,55,760	15,45,000	14,41,100
Wolfram ore . . . "	30	43,000	..
Others . . . "	221	665	320	208	613	3,327	23,376	56,131	7,220	21,702
Total Metals and Ores ..	118,139	165,276	129,155	145,319	164,357	47,11,062	59,35,533	43,61,407	58,29,377	58,61,774
MICA—										
In Blocks . . . Cwts.	5,134	1,314	1,395	6,334	1,642	9,54,375	4,72,395	3,94,476	14,30,632	3,91,924
" Splittings . . . "	32,168	17,191	23,256	36,242	19,135	33,89,345	23,69,473	20,70,001	27,40,431	15,54,833
Total Mica . . .	37,302	19,005	30,151	42,576	20,777	43,43,720	28,41,868	24,64,477	41,71,163	19,46,812
MONAZITE . . . Tons	400	399	100	212	..	71,000	57,370	30,000	25,446	..
OILS—										
Essential . . . Gals.	13,047	22,023	24,503	22,003	12,734	2,49,146	4,15,071	4,44,179	3,26,535	2,01,492
Vegetable, non-essential—										
Linseed . . . "	90	18,720	175	56,160	..
Coconut . . . "	13,279	3,073	7,243	..	9	20,972	7,319	15,100	..	56
Other sorts . . . "	12,135	7,237	3,406	3,997	9,322	12,740	13,396	7,133	5,913	10,666
Total Oils . . .	38,461	32,333	35,247	44,720	22,065	2,91,853	4,36,235	4,66,642	3,88,633	2,18,214
OPACAKES . . . Tons	534	151	257	37	50	53,201	17,339	29,997	10,406	4,735
PAINTS AND PAINTERS' MATERIALS . . . Value	—	—	—	—	—	24,050	43,960	43,540	46,640	21,734
PAPER AND PASTBOARD Cwts.	43	57	66	13	17	3,755	7,224	4,335	1,941	951
PAPER MAKING MATHE- RIALS . . . Tons	3,253	4,639	1,072	351	216	22,555	28,245	15,727	9,163	4,193
PARAFFIN WAX . . . Tons	1,366	1,330	6,139	7,794	6,250	6,21,430	3,56,400	27,93,615	35,46,270	27,91,250
PERFUMERY (not being perfumed spirits) including MURE . . . Value	—	—	—	—	—	3,325	1,250	..	360	437
PROVISIONS AND OILMAN'S STORES (including FISH AND FRUITS AND VEGE- TABLES, CANNED OR BOTTLED— Pickles, chutnies, and condiments . . . Cwts.	2,145	2,015	2,349	1,959	1,135	96,910	34,343	99,737	31,103	37,656
Other sorts of provisions Value	—	—	—	—	—	6,329	20,931	1,319	2,001	995
Total Provisions and Oilman's stores . . .	—	—	—	—	—	1,03,239	1,05,274	1,01,556	33,104	38,651
RUBBER—										
Raw . . . Lbs	2,342,309	1,956,102	3,588,494	1,497,765	466,004	29,30,002	19,91,211	30,43,346	12,07,375	3,54,522
Manufactures . . . Value	—	—	—	—	—	27,310

No. 13—continued
 NORTH AMERICA—UNITED STATES—continued
 EXPORTS THERETO—continued

INDIAN MERCHANDISE—continued

ARTICLES	QUANTITY					VALUE				
	1926-27	1927-28	1928-29	1929-30	1930-31	1926-27	1927-28	1928-29	1929-30	1930-31
SEEDS—										
Essential . . . Tons	97	107	103	17	156	27,630	31,925	51,205	8,340	78,254
Non-essential—										
Castor . . . "	43,731	49,291	56,074	50,987	38,519	90,68,258	1,03,84,329	1,12,21,255	1,01,46,527	64,62,970
Groundnuts . . . "	1,652	4	1	50	15	3,22,977	900	320
Linseed . . . "	4	2,000	..	858	5,05,272	..
Mustard . . . "	25	..	55	..	100	10,778	..	22,139	..	16,500
Niger . . . "	15	21	38	68	8	4,693	6,600	31,129	16,245	1,782
Poppy . . . "	47	20	19	..	42	21,545	8,852	5,764	..	10,218
Rape . . . "	96	160	325	20,750	35,324	62,750
Sesamum (til or jinili) . . . "	..	210	1,000	46,800	2,49,937
Other sorts . . . "	84	26	7
Total Seeds, non-essential . . . "	43,822	49,542	58,933	53,219	39,995	91,06,266	1,04,46,622	1,18,73,942	1,07,04,768	65,54,542
Other than oilseeds . . . "	25	..	8	1	34	11,868	275	3,557	3,957	16,225
Total Seeds . . . "	43,844	49,649	59,044	53,237	39,185	91,45,264	1,04,78,723	1,19,28,704	1,07,17,085	66,49,051
SPECIMENS ILLUSTRATIVE OF NATURAL SCIENCE Value	—	—	—	—	—	17,170	3,580	18,400	15,008	4,977
SPICES—										
Cardamoms . . . Cwts.	692	1,237	1,048	1,039	1,371	2,84,779	4,82,458	3,26,478	3,29,899	2,87,934
Chillies . . . "	802	4,505	2,002	964	120	38,126	1,51,754	81,666	31,345	2,857
Ginger . . . "	1,207	4,156	2,603	2,443	3,415	39,718	1,16,269	96,140	88,132	85,035
Pepper . . . "	38,358	69,925	15,751	30,530	19,486	23,85,841	51,54,312	14,79,481	24,59,659	8,59,766
Other sorts . . . "	102	..	5	3	16	5,087	9	180	95	802
Total Spices . . . "	41,161	79,878	21,404	34,979	24,408	27,03,551	59,54,802	19,83,945	31,08,080	12,35,894
STONES AND MARBLE . Tons	621	..	721	742	4	55,354	130	86,577	1,44,210	1,423
TEA—										
Black . . . Lbs.	7,619,555	8,798,827	7,828,026	8,446,316	9,898,665	61,91,249	73,09,149	58,92,819	59,17,536	63,66,632
TEA WASTE, FOR THE MANUFACTURE OF CAFFEINE . . . "	1,445,490	3,858,598	3,871,864	4,457,897	6,117,636	2,43,190	4,03,196	3,77,382	4,27,080	5,96,692
TEXTILES—										
Cotton, Raw . . . Tons	3,735	5,809	8,348	14,493	7,850	34,57,275	51,15,962	76,86,326	1,15,82,546	44,94,512
Waste . . . Cwts.	23,116	31,809	14,970	26,225	41,942	5,24,145	7,68,991	3,89,656	6,60,150	7,83,035
Cotton manufactures (including twist and yarn) Value	—	—	—	—	—	45,402	65,750	1,88,123	95,860	91,630
Haberdashery and Millinery . . . "	—	—	—	—	—	1,50,212	74,098	1,23,487	2,81,945	1,89,728
Hemp (chiefly senn), raw Cwts.	17,096	29,764	15,526	22,746	9,042	3,51,270	4,65,430	2,18,570	4,23,385	97,030
Jute—										
Raw . . . Tons	87,351	84,231	93,814	79,386	53,060	3,21,10,014	3,05,98,861	3,43,59,251	2,52,17,031	1,04,48,323
Twist and yarn . . . Lbs.	11,200	3,000
Manufactures—										
Gunny bags . . . No.	28,460,218	20,743,943	19,007,404	16,972,340	10,535,300	89,94,341	56,68,766	58,02,813	51,45,868	25,40,651
cloth . . . Yards	975,422,754	1,023,012,889	1,021,816,002	1,071,908,666	853,793,377	17,72,31,624	18,31,58,208	19,61,90,239	18,25,14,948	10,65,67,244
Other kinds . . . Value	—	—	—	—	—	..	27	14,995	34,950	10,30,005
Total Jute manufactures (including twist and yarn) . . . "	—	—	—	—	—	18,62,78,965	19,33,27,001	20,20,08,047	18,76,95,796	11,01,48,900
Silk—										
Raw . . . Lbs.	..	580	42,845	4,322	855	96,129	6,875	..
Manufactures . . . Value	—	—	—	—	—	16,559	29,630	13,718	5,054	3,750
Wool—										
Raw . . . Lbs.	3,575,835	5,247,335	3,113,976	3,793,358	2,286,083	29,36,429	46,04,378	72,18,451	77,82,196	13,75,836
Manufactures—										
Carpets and rugs . . . "	869,710	1,156,210	1,500,697	1,127,295	340,197	25,75,529	34,04,242	38,69,415	30,02,820	20,92,243
Other sorts . . . Value	—	—	—	—	—	1,42,191	3,93,527	4,72,718	4,55,632	3,98,844
Total Woolen manufactures . . . "	—	—	—	—	—	27,17,711	37,97,769	43,42,148	40,58,452	24,91,087
Other textiles—										
Raw . . . Cwts	..	1,793	19	37,120	2,020
TOYS AND REQUISITES FOR GAMES AND SPORTS (including FISHING TACKLE other than FIREARMS) Value	—	—	—	—	—	1,06,365	66,402	1,20,383	60,590	61,377

No. 13—continued
 NORTH AMERICA—UNITED STATES—continued
 EXPORTS THERE TO—continued

INDIAN MERCHANDISE—concluded

ARTICLES	QUANTITY					VALUE				
	1926-27	1927-28	1928-29	1929-30	1930-31	1926-27	1927-28	1928-29	1929-30	1930-31
WAX OF ALL KINDS, other than PARAFFIN WAX (excluding CANDLES) . Cwts.	758	141	65	2	1	78,860	14,000	8,008	671	41
WOOD AND TIMBER—										
Teak Wood . Cubic Tons	661	492	1,332	1,063	3,547	1,54,730	1,30,004	3,04,181	5,85,204	11,00,771
Sandal wood . Tons	630	729	678	618	528	11,01,258	11,87,698	12,60,197	10,38,909	8,80,431
Other kinds of wood and timber . Value	—	—	—	—	—	16,916	38,677	64,340	47,264	26,301
Manufactures of wood, other than furniture and cabinet-ware . "	—	—	—	—	—	39,517	12,804	32,291	13,655	7,905
Total Wood and Timber . "	—	—	—	—	—	13,12,421	18,70,083	17,50,959	16,85,032	21,14,425
POSTAL ARTICLES . "	—	—	—	—	—	17,168	21,812	20,017	20,881	20,202
ALL OTHER ARTICLES OF MERCHANDISE . "	—	—	—	—	—	6,67,866	7,98,001	10,32,278	17,07,360	9,25,692
GRAND TOTAL . "	—	—	—	—	—	33,68,37,467	35,97,77,376	39,11,17,417	36,32,81,509	20,64,58,891

FOREIGN MERCHANDISE

ARTICLES	QUANTITY					VALUE				
	1926-27	1927-28	1928-29	1929-30	1930-31	1926-27	1927-28	1928-29	1929-30	1930-31
Animals, living . . . No.	3	5,050
APPAREL (including DRAPERY, UNIFORMS, ACCOUTREMENTS, BUT excluding HOSIERY AND BOOTS AND SHOES) . . . Value	—	—	—	—	—	29,848	9,162	45,594	81,688	1,03,717
Art works of, other than picture . . . "	—	—	—	—	—	298	2,110	2,626	2,243	81,384
BOOKS, PRINTED, AND PRINTED MATTER (not being STATIONERY including MAPS AND CHARTS) . . . Cwts.	107	48	71	100	42	20,057	14,214	21,104	16,463	7,407
CLOCKS AND WATCHES AND PARTS THEREOF— Clocks and Watches . . . No.	1,600	6	2	15,675	640	76
RUGS AND MEDICINES (excluding CHEMICALS AND NARCOTICS) . . . Value	—	—	—	—	—	21,058	20,276	46,471	37,616	21,087
FEELING AND TANNING SUBSTANCES . . . "	—	—	—	—	—	1,919	9,845	537	—	176
FRUITS AND VEGETABLES—										
Fruits and vegetables: dried, salted, or preserved . . . Tons	4	60	54	2	40	6,850	97,423	1,05,003	1,340	88,342
FURNITURE AND CABINET-WARE . . . Value	—	—	—	—	—	3,670	3,840	6,818	2,328	5,837
GLASS AND GLASSWARE . . . "	—	—	—	—	—	1,425	1,266	1,688	2,637	6,105
GUMS AND RESINS—										
Arabic . . . Cwts.	3,717	8,435	14,719	1,191	409	1,13,218	2,80,836	5,71,947	47,725	10,330
Olibanum or Frankincense . . . "	2,453	3,278	3,080	1,798	1,200	81,945	1,18,799	1,10,833	66,327	46,427
Other sorts . . . "	5,600	5,618	14,778	11,942	16,031	2,57,347	3,35,842	6,27,780	6,47,470	3,97,942
Total Gums and Resins . . . "	11,770	17,331	32,527	14,931	17,640	4,52,505	7,35,477	13,10,560	7,61,531	4,54,699
LEATHER (including CUTLERY) . . . Value	—	—	—	—	—	71,934	78,948	61,506	79,166	67,072
Skins, raw . . . { Tons —No.	3 —10,868	0 —18,539	5 —26,198	4 —27,816	1 —15,100	1,45,538	1,17,999	1,35,725	1,15,409	61,100

No. 13—continued
 NORTH AMERICA—UNITED STATES—concluded
 EXPORTS THERE TO—concluded

FOREIGN MERCHANDISE—continued

ARTICLES	QUANTITY					VALUE				
	1926-27	1927-28	1928-29	1929-30	1930-31	1926-27	1927-28	1928-29	1929-30	1930-31
INSTRUMENTS, APPARATUS, AND APPLIANCES, AND PARTS THEREOF—										
Electrical Value	—	—	—	—	—	13,098	13,200	12,898	3,007	45,434
Photographic "	—	—	—	—	—	2,468	6,648	10,514	72,203	98,704
Other sorts "	—	—	—	—	—	37,254	14,320	55,615	31,687	27,510
Total "	—	—	—	—	—	52,820	34,168	79,021	1,07,887	1,71,648
IVORY MANUFACTURED JEWELLERY (excluding IMITATION JEWELLERY AND PRECIOUS STONES AND PEARLS UNSET), also PLATE OF GOLD AND SILVER										
Leather—										
Skins, tanned or dressed } Tons	—	2	—	—	3	—	603	—	900	33,512
Other sorts Value	—	—	—	—	—	4,772	1,645	5,179	7,965	18,058
Total "	—	—	—	—	—	48,084	36,883	42,725	32,370	1,25,792
Other sorts Value	—	—	—	—	—	3,805	33,554	3,385	8,917	10,243
Total "	—	—	—	—	—	47,879	70,437	46,110	41,287	1,36,035
MACHINERY AND MILLWORK—										
Electrical machinery of all kinds "	—	—	—	—	—	12,183	2,390	880	2,107	18,418
Other sorts of machinery "	—	—	—	—	—	89,612	1,85,664	44,310	46,537	1,65,973
Total Machinery and Millwork "	—	—	—	—	—	1,01,795	1,88,054	45,190	48,784	1,84,391
METALS AND ORES Tons	556	538	—	2	—	29,291	43,035	2,021	3,466	855
OILS—										
Mineral Gals.	624,134	632,953	2,153,507	1,065,820	1,559,243	2,08,295	1,25,919	4,26,719	2,18,558	3,12,364
PAINTS AND COLOURS Cwts.	122	5	—	—	16	9,238	250	100	—	416
Prints, Engravings and Pictures } Value	—	—	—	—	—	645	300	844	424	13,890
PROVISIONS AND OIL-MAN'S STORES, ETC. Cwts.	—	17	31	—	18	73	3,021	5,760	10	451
RAILWAY PLANT AND ROLLING STOCK (a) Value	—	—	—	—	—	5,246	—	—	—	—
RUBBER MANUFACTURES "	—	—	—	—	—	12,481	6,211	1,017	253	2,11,286
SEEDS Tons	10	3	4	1	6	5,300	8,811	13,274	4,868	7,012
Specimens illustrative of Natural Science Value	—	—	—	—	—	—	—	—	4,331	7,607
SPICES Cwts.	40	52	—	—	182	15,000	17,314	—	—	19,200
STATIONERY (excluding PAPER) Value	—	—	—	—	—	210	235	780	3,133	2,504
Stone and Marble Tons	—	—	20	60	—	—	118	4,000	12,000	—
TEXTILES—										
Cotton Manufactures—										
Piece goods Yards	4,620	11,951	37,972	27,082	5,716	1,110	6,754	10,660	8,325	3,620
Haberdashery and Millinery Value	—	—	—	—	—	6,847	5,435	11,657	40,368	5,124
Silk Manufactures "	—	—	—	—	—	9,964	750	—	1,000	400
Wool, raw Lbs.	3,273,708	5,103,354	5,583,841	3,864,640	2,359,789	25,34,962	34,12,416	38,93,248	25,87,191	10,26,750
" manufactures Value	—	—	—	—	—	27,67,238	19,35,546	22,69,308	24,53,273	16,12,919
Other textiles—										
Manufactures "	—	—	—	—	—	5,147	4,011	500	16,024	1,700
TOYS AND REQUISITES FOR GAMES "	—	—	—	—	—	422	3,371	7,425	5,559	4,319
VEHICLES (excluding LOCOMOTIVES, ETC., FOR RAILWAYS)—										
Carriages and carts (excluding Railway Carriages) and parts thereof "	—	—	—	—	—	16,894	8,486	9,829	62,410	29,920
Other sorts "	—	—	—	—	—	14,636	51,304	15,259	46,105	49,791
POSTAL ARTICLES "	—	—	—	—	—	703	—	—	333	1,961
ALL OTHER ARTICLES OF MERCHANDISE "	—	—	—	—	—	6,13,574	2,36,083	32,206	2,02,520	2,42,634
GRAND TOTAL "	—	—	—	—	—	72,20,446	72,65,557	86,23,105	70,83,194	49,47,298
GRAND TOTAL OF INDIAN AND FOREIGN MERCHANDISE "	—	—	—	—	—	34,40,67,914	363,70,42,9	30,97,40,522	37,03,44,703	21,14,06,189

No. 13—continued
NORTH AMERICA—BERMUDAS
IMPORTS THEREFROM

ARTICLES	QUANTITY					VALUE				
	1926-27	1927-28	1928-29	1929-30	1930-31	1926-27	1927-28	1928-29	1929-30	1930-31
POSTAL ARTICLES NOT SPECIFIED Value	—	—	—	—	—	R	R	R	R	R
GRAND TOTAL	—	—	—	—	—	..	2

EXPORTS THERETO

INDIAN MERCHANDISE

ARTICLES	QUANTITY					VALUE				
	1926-27	1927-28	1928-29	1929-30	1930-31	1926-27	1927-28	1928-29	1929-30	1930-31
TOTAL VALUE	—	—	—	—	—	R	R	R	R	R
	—	—	—	—	—	5,000	1,450	4,347

FOREIGN MERCHANDISE

Nil

NORTH AMERICA—CUBA
IMPORTS THEREFROM

ARTICLES	QUANTITY					VALUE				
	1926-27	1927-28	1928-29	1929-30	1930-31	1926-27	1927-28	1928-29	1929-30	1930-31
SUGAR— Sugar 15 Dutch Standard and below Tons	..	5,903	R	R	R	R	R
POSTAL ARTICLES NOT SPECIFIED Value	—	—	—	—	—	..	15
ALL OTHER ARTICLES OF MERCHANDISE	—	—	—	—	—	520	7,828	6,222	5,058	2,835
GRAND TOTAL	—	—	—	—	—	520	15,82,578	6,224	5,058	2,835

EXPORTS THERETO

INDIAN MERCHANDISE

ARTICLES	QUANTITY					VALUE				
	1926-27	1927-28	1928-29	1929-30	1930-31	1926-27	1927-28	1928-29	1929-30	1930-31
Dyeing and Tanning Substances— Myrobalans Cwts.	800	500	600	500	1,497	R	R	R	R	R
GRAIN, PULSE, AND FLOUR— Etc. not in the bulk Tons	117,097	110,167	78,466	88,371	91,892	2,700	3,000	3,000	2,156	8,060
HIDES AND SKINS, RAW— Skins, Raw— Goat Skins	130	1,96,90,790	1,74,24,560	1,11,77,070	1,21,79,468	1,06,97,388
KAPOK Cwts.	1,225	2,119	789	1,308	852	2,58,842
LAC— Shell Cwts.	121	103	151	322	163	88,600	1,20,840	87,675	70,139	25,958
Spices	123	61	11,850	12,240	20,399	38,161	11,026
TEA, BLACK lbs.	36,450	2,949	176	36,450	3,050	..	10,909	6,000
TEXTILES— Jute— Raw Tons	226	134	517	522	620	200
Manufactures— Gunny bags No.	28,916,900	28,184,100	33,446,600	31,938,875	24,299,452	77,672	44,580	1,94,539	1,77,833	1,50,401
Gunny cloth Yards	144,000	182,000	82,000	356,378	1,188,395	1,89,94,265	1,84,90,721	2,17,46,107	1,71,18,848	1,00,56,817
ALL OTHER ARTICLES OF MERCHANDISE Value	—	—	—	—	—	23,580	40,767	21,535	70,598	1,22,308
GRAND TOTAL	—	—	—	—	—	140	500	1,440	8,972	1,850
	—	—	—	—	—	3,89,25,997	3,61,39,758	3,34,60,807	2,96,72,078	2,10,71,198

FOREIGN MERCHANDISE

ARTICLES	QUANTITY					VALUE				
	1926-27	1927-28	1928-29	1929-30	1930-31	1926-27	1927-28	1928-29	1929-30	1930-31
TOTAL VALUE	—	—	—	—	—	R	R	R	R	R
GRAND TOTAL OF INDIAN AND FOREIGN MERCHANDISE Value	—	—	—	—	—	162
	—	—	—	—	—	3,89,26,159	3,61,39,758	3,34,60,807	2,96,72,078	2,10,71,198

No. 13—continued
NORTH AMERICA—HAYTI AND ST. DOMINGO
IMPORTS THEREFROM

ARTICLES	QUANTITY					VALUE				
	1926-27	1927-28	1928-29	1929-30	1930-31	1926-27	1927-28	1928-29	1929-30	1930-31
POSTAL ARTICLES NOT SPECIFIED	—	—	—	—	—	R	R	R	R	R
ALL OTHER ARTICLES OF MERCHANDISE	—	—	—	—	—	129	894	1,077	832	1,161
GRAND TOTAL	—	—	—	—	—	601	..	6
	—	—	—	—	—	730	304	1,088	832	1,161

EXPORTS THERETO

INDIAN MERCHANDISE

ARTICLES	QUANTITY					VALUE				
	1926-27	1927-28	1928-29	1929-30	1930-31	1926-27	1927-28	1928-29	1929-30	1930-31
GRAIN, PULSE, AND FLOUR—						R	R	R	R	R
Rice, not in the husk . Tons	6,126	2,163	2,422	4,386	2,416	9,08,808	8,11,020	3,86,261	5,56,566	2,05,358
Lard—										
Shell Cwts.	117	86	..	8,800	3,245	..
TEXTILES—										
Jute—										
Manufactures—										
Gunny bags . . . No.	1,658,500	2,516,320	2,260,000	2,492,600	1,036,700	9,84,407	18,56,598	18,16,614	10,99,260	6,78,980
Gunny cloth . . Yards	146,000	220,000	80,000	80,000	51,000	26,760	32,800	14,725	12,650	4,890
POSTAL ARTICLES . Value	—	—	—	—	—	7,427	11,276	18,087	8,801	7,784
ALL OTHER ARTICLES OF MERCHANDISE . "	—	—	—	—	—	2,457	..	169
GRAND TOTAL . "	—	—	—	—	—	20,21,202	17,12,595	16,88,094	16,80,023	8,92,121

FOREIGN MERCHANDISE

ARTICLES	QUANTITY					VALUE				
	1926-27	1927-28	1928-29	1929-30	1930-31	1926-27	1927-28	1928-29	1929-30	1930-31
POSTAL ARTICLES . Value	—	—	—	—	—	R	R	R	R	R
GRAND TOTAL . "	—	—	—	—	—	2,129	2,586	2,913	2,841	2,082
GRAND TOTAL OF INDIAN AND FOREIGN MERCHANDISE . "	—	—	—	—	—	20,23,421	17,15,181	16,86,007	16,82,863	8,94,203

NORTH AMERICA—PORTO RICO
IMPORTS THEREFROM

Nil.

EXPORTS THERETO

INDIAN MERCHANDISE

ARTICLES	QUANTITY					VALUE				
	1926-27	1927-28	1928-29	1929-30	1930-31	1926-27	1927-28	1928-29	1929-30	1930-31
TEXTILES—						R	R	R	R	R
Jute—										
Manufactures—										
Gunny bags . . . No.	4,471,200	5,068,400	5,128,400	4,108,000	5,946,800	24,88,579	27,70,975	27,65,135	22,11,566	20,86,107
Gunny cloth . . Yards	..	266,000	54,000	210,000	50,000	..	52,228	11,050	31,828	6,687
ALL OTHER ARTICLES OF MERCHANDISE . Value	—	—	—	—	—	..	428	1,050
GRAND TOTAL . "	—	—	—	—	—	24,88,579	28,23,631	27,70,185	22,43,394	20,92,894

FOREIGN MERCHANDISE

Nil.

No. 13—continued
 NORTH AMERICA—WEST INDIES
 IMPORTS THEREFROM

ARTICLES	QUANTITY					VALUE				
	1926-27	1927-28	1928-29	1929-30	1930-31	1926-27	1927-28	1928-29	1929-30	1930-31
BUILDING AND ENGINEERING MATERIALS, other than OF IRON, STEEL, OR WOOD—						B	B	B	B	B
Asphalt Tons	734	..	40	75,738	..
DRUGS AND MEDICINES (excluding CHEMICALS AND NARCOTICS) Value	—	—	—	—	—	7,083	10,070	7,597	11,760	7,788
TEXTILES—										
Artificial silk—										
Artificial silk yarn Lbs.	..	6,000	11,612
POSTAL ARTICLES Value	—	—	—	—	—	—	—	9	—	40
ALL OTHER ARTICLES OF MERCHANDISE Value	—	—	—	—	—	2,338	3,453	313	6,161	7,461
GRAND TOTAL	—	—	—	—	—	9,961	25,144	7,910	93,650	15,284

EXPORTS THERETO

INDIAN MERCHANDISE

ARTICLES	QUANTITY					VALUE				
	1926-27	1927-28	1928-29	1929-30	1930-31	1926-27	1927-28	1928-29	1929-30	1930-31
APPAREL (including DRAPERY, UNIFORMS, ACCOUTREMENTS BUT excluding HOSIERY AND BOOTS AND SHOES) Value	—	—	—	—	—	5,678	3,584	7,055	6,715	11,335
DRUGS AND MEDICINES (excluding CHEMICALS AND NARCOTICS) Value	—	—	—	—	—	21,900	1,253	431	763	250
GRAIN, PULSE, AND FLOUR—										
Pulse Tons	1,025	1,368	1,246	656	846	1,84,355	2,40,175	2,33,913	1,21,866	1,37,858
Rice, not in the husk	19,317	14,464	15,715	25,248	14,075	32,78,388	23,65,104	23,77,135	34,60,609	18,23,032
Other sorts	30	39	123	..
Total Grain, pulse, and flour	20,342	15,832	16,961	25,903	14,921	34,63,243	26,14,809	26,11,087	35,82,603	19,66,886
NETALS AND ORES	4	7	5	78	5	11,850	15,120	12,760	17,471	11,765
OILS—										
Vegetable, non-essential Gals.	3,732	7,513	7,628	5,813	6,336	10,194	21,202	20,938	14,012	16,215
PARAFFIN WAX Tons	..	121	55,168
PROVISIONS AND OILMAN'S STORES Value	—	—	—	—	—	56,664	37,822	1,07,631	35,845	34,595
SEEDS Tons	4	15	7	7	6	1,050	5,804	4,522	3,961	2,051
TEA Lbs.	20,011	19,032	50,177	73,489	33,430	12,749	14,879	42,257	53,217	21,406
TEXTILES—										
Jute—										
Manufactures—										
Gunny bags No.	2,900,752	2,700,781	3,000,442	3,608,214	2,959,249	17,81,173	15,54,607	18,01,015	16,98,236	11,93,762
Gunny cloth Yds.	..	39,900	40,000	..	18,763
Other kinds Value	—	—	—	—	—	..	205	120	675	4,400
Total Jute manufactures (including Twist and Yarn)	—	—	—	—	—	17,81,173	15,73,565	18,01,135	16,98,961	12,03,176
Toys and requisites for Games Value	—	—	—	—	—	3,634	1,710	200	5,651	6,202
ALL OTHER ARTICLES OF MERCHANDISE Value	—	—	—	—	—	4,427	3,551	9,163	16,093	9,555
GRAND TOTAL	—	—	—	—	—	53,72,512	43,77,967	46,17,454	54,40,291	32,82,435

No. 13—continued
NORTH AMERICA—WEST INDIES—continued

EXPORTS THERETO—continued

FOREIGN MERCHANDISE

ARTICLES	QUANTITY					VALUE				
	1926-27	1927-28	1928-29	1929-30	1930-31	1926-27	1927-28	1928-29	1929-30	1930-31
TOTAL VALUE	—	—	—	—	—	R 2,415	R 1,968	R 5,334	R 1,000	R 479
GRAND TOTAL OF INDIAN AND FOREIGN MERCHANDISE	—	—	—	—	—	53,74,927	43,79,935	46,22,788	54,41,291	32,82,914

NORTH AMERICA—MEXICO

IMPORTS THEREFROM

ARTICLES	QUANTITY					VALUE				
	1926-27	1927-28	1928-29	1929-30	1930-31	1926-27	1927-28	1928-29	1929-30	1930-31
TOTAL VALUE	—	—	—	—	—	R ..	R ..	R ..	R 3,554	R 246

EXPORTS THERETO

INDIAN MERCHANDISE

ARTICLES	QUANTITY					VALUE				
	1926-27	1927-28	1928-29	1929-30	1930-31	1926-27	1927-28	1928-29	1929-30	1930-31
GRAIN, PULSE AND FLOUR—						R	R	R	R	R
Rice not in the husk . . . Tons	100	13,739
METALS AND ORES—										
Iron or Steel . . . "	99	505	4,457	22,946	..
PARAFFIN WAX . . . "	800	280	200	405	870	91,000	1,27,400	91,000	1,84,275	3,81,850
SPICES—										
Pepper . . . Cwts.	..	225	125	81	13,050	10,875	5,525	..
TEXTILES—										
Jute—										
Raw . . . Tons	1,342	1,866	2,105	2,146	1,472	5,28,303	6,19,861	8,25,722	7,82,965	3,57,000
Manufactures—										
Gunny bags . . . No.	374,600	141,300	62,500	165,400	120,500	1,82,923	69,080	28,975	54,178	44,579
Gunny cloth . . . Yards	30,000	5,000	4,400	12,500
ALL OTHER ARTICLES OF MERCHANDISE . . . Value	—	—	—	—	—	2,865	7,947	7,733	2,800	2,124
GRAND TOTAL . . . "	—	—	—	—	—	8,06,091	8,36,788	9,82,501	10,57,089	7,98,053

FOREIGN MERCHANDISE

Nil.

CENTRAL AMERICA—GUATEMALA

IMPORTS THEREFROM

Nil.

EXPORTS THERETO

INDIAN MERCHANDISE

ARTICLES	QUANTITY					VALUE				
	1926-27	1927-28	1928-29	1929-30	1930-31	1926-27	1927-28	1928-29	1929-30	1930-31
TEXTILES—						R	R	R	R	R
Cotton—										
Twist and Yarn . . . lbs.	32,000	6,000	24,752	2,775
Jute—										
Gunny bags . . . No.	218,900	122,425	125,200	110,400	45,650	1,26,315	61,555	65,977	50,320	14,064
ALL OTHER ARTICLES OF MERCHANDISE . . . Value	—	—	—	—	—	..	150
GRAND TOTAL . . . "	—	—	—	—	—	1,26,315	61,711	65,977	75,072	16,839

FOREIGN MERCHANDISE

Nil.

CENTRAL AMERICA—HONDURAS

IMPORTS THEREFROM
Nil.

EXPORTS THERETO

INDIAN MERCHANDISE

ARTICLES	QUANTITY					VALUE				
	1926-27	1927-28	1928-29	1929-30	1930-31	1926-27	1927-28	1928-29	1929-30	1930-31
TEXTILES—						R	R	R	R	R
Jute—										
Manufactures—										
Gunny bags . . . No.	4,000	..	28,000	2,260	..	13,120
ALL OTHER ARTICLES OF MERCHANDISE . . . Value	1,471	375
GRAND TOTAL	1,471	2,260	..	13,495

FOREIGN MERCHANDISE

Nil.

CENTRAL AMERICA—SAN SALVADOR

IMPORTS THEREFROM
Nil.

EXPORTS THERETO

INDIAN MERCHANDISE

ARTICLES	QUANTITY					VALUE				
	1926-27	1927-28	1928-29	1929-30	1930-31	1926-27	1927-28	1928-29	1929-30	1930-31
TEXTILES—						R	R	R	R	R
Jute—										
Manufactures—										
Gunny bags . . . No.	317,265	181,080	180,300	285,215	129,800	2,59,193	1,16,368	77,073	1,34,225	62,004
GRAND TOTAL . . . Value	2,59,193	1,16,368	77,073	1,34,225	62,004

FOREIGN MERCHANDISE

Nil.

CENTRAL AMERICA—NICARAGUA

IMPORTS THEREFROM
Nil.

EXPORTS THERETO

INDIAN MERCHANDISE

ARTICLES	QUANTITY					VALUE				
	1926-27	1927-28	1928-29	1929-30	1930-31	1926-27	1927-28	1928-29	1929-30	1930-31
TEXTILES—						R	R	R	R	R
Jute—										
Manufactures—										
Gunny bags . . . No.	338,437	223,377	405,185	408,250	198,648	1,85,309	1,13,801	2,11,156	1,71,799	72,093
cloth . . . Yds.	1	12,500	6,000	..
GRAND TOTAL . . . Value	1,85,309	1,13,801	2,11,156	1,77,799	72,093

FOREIGN MERCHANDISE

Nil.

No. 13—continued

CENTRAL AMERICA—COSTA RICA

IMPORTS THEREFROM

Nil.

EXPORTS THERETO

INDIAN MERCHANDISE

ARTICLES	QUANTITY					VALUE				
	1926-27	1927-28	1928-29	1929-30	1930-31	1926-27	1927-28	1928-29	1929-30	1930-31
TEXTILES— Jute— Manufactures— Gunny bags . No.	149,400	153,900	86,500	175,200	161,000	R 66,527	R 61,761	R 34,940	R 63,897	R 47,280
GRAND TOTAL . Value	—	—	—	—	—	66,527	61,761	34,940	63,897	47,280

FOREIGN MERCHANDISE

Nil.

SOUTH AMERICA—COLOMBIA

IMPORTS THEREFROM

ARTICLES	QUANTITY					VALUE				
	1926-27	1927-28	1928-29	1929-30	1930-31	1926-27	1927-28	1928-29	1929-30	1930-31
Hops Cwts.	173	11,107	..
POSTAL ARTICLES NOT SPECIFIED	—	—	—	—	—	50	..
All other Articles of Merchandise	—	—	—	—	—	83	240
GRAND TOTAL	—	—	—	—	—	11,240	240

EXPORTS THERETO

INDIAN MERCHANDISE

ARTICLES	QUANTITY					VALUE				
	1926-27	1927-28	1928-29	1929-30	1930-31	1926-27	1927-28	1928-29	1929-30	1930-31
GRAIN, PULSE AND FLOUR— Rice not in the husk . Tons	..	488	595	482	885	..	2,22,610	2,71,406	2,19,310	1,21,515
PARAFFIN WAX	400	1,62,000
TEXTILES— Jute— Manufactures— Gunny bags No.	106,000	189,500	290,700	192,800	110,500	54,379	81,308	1,23,428	1,03,900	86,825
Gunny cloth Yds.	40,000	70,000	220,000	86,000	16,000	6,012	11,962	40,898	14,320	1,430
ALL OTHER ARTICLES OF MERCHANDISE Value	—	—	—	—	—	595
GRAND TOTAL	—	—	—	—	—	60,391	8,15,880	4,35,727	3,37,590	8,42,365

FOREIGN MERCHANDISE

Nil.

PANAMA
VENEZUELA
BRITISH GUIANA

(592)

No. 13—continued
SOUTH AMERICA—PANAMA
IMPORTS THEREFROM

ARTICLES	QUANTITY					VALUE				
	1926-27	1927-28	1928-29	1929-30	1930-31	1926-27	1927-28	1928-29	1929-30	1930-31
TOTAL VALUE	—	—	—	—	—	R 104	R ..	R ..	R ..	R ..

EXPORTS THERETO

INDIAN MERCHANDISE

ARTICLES	QUANTITY					VALUE				
	1926-27	1927-28	1928-29	1929-30	1930-31	1926-27	1927-28	1928-29	1929-30	1930-31
TEXTILES— Jute— Manufactures— Gunny bags . . . No.	22,000	37,200	30,000	102,000	48,000	R 13,200	R 20,696	R 13,300	R 53,285	R 18,1
Wool Manufactures . . . Value	—	—	—	—	—	..	2,500	4,400	8,612	1,71
ALL OTHER ARTICLES OF MER- CHANDISE . . . "	—	—	—	—	—	..	4,482	13,200	5,750	2,31
GRAND TOTAL . . . "	—	—	—	—	—	13,200	27,678	36,900	67,647	22,1

FOREIGN MERCHANDISE

ARTICLES	QUANTITY					VALUE				
	1926-27	1927-28	1928-29	1929-30	1930-31	1926-27	1927-28	1928-29	1929-30	1930-31
TOTAL VALUE	—	—	—	—	—	R ..	R 2,150	R 100	R ..	R 2,50
GRAND TOTAL OF INDIAN AND FOREIGN MER- CHANDISE . . . Value	—	—	—	—	—	13,200	29,828	36,900	67,647	44,66

SOUTH AMERICA—VENEZUELA
IMPORTS THEREFROM

ARTICLES	QUANTITY					VALUE				
	1926-27	1927-28	1928-29	1929-30	1930-31	1926-27	1927-28	1928-29	1929-30	1930-31
TOTAL VALUE	—	—	—	—	—	R ..	R ..	R ..	R ..	R 64

EXPORTS THERETO

INDIAN MERCHANDISE

ARTICLES	QUANTITY					VALUE				
	1926-27	1927-28	1928-29	1929-30	1930-31	1926-27	1927-28	1928-29	1929-30	1930-31
GRAIN, PULSE AND FLOUR— Rice not in the husk . . . Tons	289	823	R ..	R ..	R ..	R 34,752	R 80,069
TEXTILES— Jute— Manufactures— Gunny bags . . . No.	..	50,000	100,000	26,625	48,500
.. cloth . . . Yards	50,750	120,000	70,000	100,000	70,000	13,508	29,000	15,800	18,748	10,250
ALL OTHER ARTICLES OF MERCHANDISE . . . Value	—	—	—	—	—	1,055	1,068
GRAND TOTAL . . . "	—	—	—	—	—	13,508	55,625	63,800	54,550	91,377

FOREIGN MERCHANDISE
Nil.

SOUTH AMERICA—BRITISH GUIANA
IMPORTS THEREFROM

ARTICLES	QUANTITY					VALUE				
	1926-27	1927-28	1928-29	1929-30	1930-31	1926-27	1927-28	1928-29	1929-30	1930-31
POSTAL ARTICLES NOT SPECI- FIED . . . Value	—	—	—	—	—	R ..	R 366	R ..	R ..	R ..
ALL OTHER ARTICLES OF MERCHANDISE . . . "	—	—	—	—	—	..	4,741
GRAND TOTAL . . . "	—	—	—	—	—	302	5,107

SOUTH AMERICA—BRITISH GUIANA—continued

EXPORTS THERETO

INDIAN MERCHANDISE

ARTICLES	QUANTITY					VALUE				
	1926-27	1927-28	1928-29	1929-30	1930-31	1926-27	1927-28	1928-29	1929-30	1930-31
DYEING AND TANNING SUBSTANCES . . . Cwts.	228	655	855	469	707	2,692	9,820	13,846	7,237	9,632
GRAIN, PULSE, AND FLOUR—										
Pulse . . . Tons	972	1,652	1,008	688	404	1,65,369	3,01,218	1,76,762	1,23,659	65,785
Other sorts . . . "	113	..	10	23
Total Grain, Pulse, and Flour . . . "	972	1,652	1,008	688	404	1,65,369	3,01,331	1,76,762	1,23,669	65,763
METALS AND ORES— Brass, Bronze, and similar alloys, wrought . . . Cwts.	35	49	25	40	23	5,068	7,492	1,925	3,950	4,000
OILS— Vegetable, non-essential—										
Mustard or rape . . . Gals.	5,704	9,798	5,899	4,765	5,006	14,804	33,034	13,534	12,143	11,840
Other kinds . . . "	337	5	1,200	12	..
Total Oils . . . "	5,704	9,798	5,736	4,770	5,006	14,804	33,034	14,734	12,155	11,840
PROVISIONS AND OILMAN'S STORES (including FISH AND FRUITS AND VEGETABLES, CANNED OR BOTTLED)—										
Ghi . . . Cwts.	194	364	431	326	256	19,326	29,535	42,576	22,110	19,225
OTHER SORTS . . . Value.	8,262	23,505	18,722	12,560	17,655
TOTAL PROVISIONS, ETC.	27,588	53,040	61,398	34,670	36,880
SEEDS . . . Tons	5	9	1	9	5	1,650	3,413	1,755	2,380	2,288
SPICES . . . Cwts.	41	326	186	101	50	1,805	15,835	10,503	6,304	2,454
TEA— Black . . . Lbs.	26,400	15,121	16,109	19,580	7,400	13,940	10,174	9,772	11,153	3,434
TEXTILES—										
Jute— Manufactures— Gunny bags . . . No.	566,400	684,000	1,263,300	1,333,200	1,390,500	2,90,296	3,16,895	5,90,379	5,01,032	4,58,571
Rope and Twine . . . Cwts	92	161	53	180	194	4,555	6,479	1,750	6,897	6,551
ALL OTHER ARTICLES OF MERCHANDISE . . . Value	7,599	5,686	5,393	5,933	9,091
GRAND TOTAL	5,35,366	7,62,240	8,97,620	7,15,930	6,10,811

FOREIGN MERCHANDISE

ARTICLES	QUANTITY					VALUE				
	1926-27	1927-28	1928-29	1929-30	1930-31	1926-27	1927-28	1928-29	1929-30	1930-31
PROVISIONS AND OILMAN'S STORES (excluding FISH AND FRUITS AND VEGETABLES) . . . Cwts.	328	344	17	5	15	6,300	5,089	245	100	22
ALL OTHER ARTICLES OF MERCHANDISE . . . Value.	5,208	1,533	2,400	433	44
GRAND TOTAL	11,508	6,622	2,645	533	66
GRAND TOTAL OF INDIAN AND FOREIGN MERCHANDISE	5,46,874	7,68,862	8,90,265	7,16,513	6,11,481

SOUTH AMERICA—DUTCH GUIANA

IMPORTS THEREFROM

Nil.

No. 13—continued
SOUTH AMERICA—DUTCH GUIANA—continued
EXPORTS THERETO

ARTICLES	QUANTITY					VALUE				
	1926-27	1927-28	1928-29	1929-30	1930-31	1926-27	1927-28	1928-29	1929-30	1930-31
						R	R	R	R	R
GRAIN, PULVER, AND FLOUR— Pulse . . . Tons	103	137	218	143	146	21,551	26,324	47,220	29,394	24,295
TEXTILES— Jute— Manufactures— Gunny bags . . . No.	35,700	76,500	153,000	226,700	90,600	18,485	37,991	77,746	82,714	26,227
ALL OTHER ARTICLES OF MERCHANDISE . . . Value	—	—	—	—	—	10,680	12,273	11,052	10,253	7,923
GRAND TOTAL . . .	—	—	—	—	—	50,716	77,088	1,36,018	1,22,361	58,445

ARTICLES	QUANTITY					VALUE				
	1926-27	1927-28	1928-29	1929-30	1930-31	1926-27	1927-28	1928-29	1929-30	1930-31
						R	R	R	R	R
TOTAL VALUE . . .	—	—	—	—	—	100	..	2,080
GRAND TOTAL OF INDIAN AND FOREIGN MERCHANDISE . . . Value	—	—	—	—	—	50,716	77,088	1,36,118	1,22,361	60,525

SOUTH AMERICA—BRAZIL
IMPORTS THEREFROM

ARTICLES	QUANTITY					VALUE				
	1926-27	1927-28	1928-29	1929-30	1930-31	1926-27	1927-28	1928-29	1929-30	1930-31
						R	R	R	R	R
POSTAL ARTICLES NOT SPECIFIED . . . Value	—	—	—	—	—	2
ALL OTHER ARTICLES OF MERCHANDISE . . .	—	—	—	—	—	675	1,753
GRAND TOTAL . . .	—	—	—	—	—	677	1,753

EXPORTS THERETO

INDIAN MERCHANDISE

ARTICLES	QUANTITY					VALUE				
	1926-27	1927-28	1928-29	1929-30	1930-31	1926-27	1927-28	1928-29	1929-30	1930-31
						R	R	R	R	R
ANIMALS LIVING . . . NO.	234	77,430
LAC . . . Cwt.	2,424	170	2,033	1,231	4,047	2,32,509	19,665	2,59,413	1,56,559	1,48,404
TEXTILES— Cotton— Waste	1,898	6,761	53,050	1,88,400
Jute, raw . . . Tons	11,350	19,412	12,101	18,314	15,098	50,71,902	74,00,807	47,56,069	68,20,532	37,80,002
Manufactures— Gunny bags . . . No. Gunny cloth . . . Yards	140,000	174,000	432,500	27,500 162,000	166,000	27,212	35,700	86,315	10,175 23,435	16,800
ALL OTHER ARTICLES OF MERCHANDISE . . . Value	16,492	11,080	22,511	310	25,535
GRAND TOTAL . . .	—	—	—	—	—	53,48,025	74,67,002	51,24,297	70,69,111	42,36,671

FOREIGN MERCHANDISE

ARTICLES	QUANTITY					VALUE				
	1926-27	1927-28	1928-29	1929-30	1930-31	1926-27	1927-28	1928-29	1929-30	1930-31
						R	R	R	R	R
TOTAL VALUE . . .	—	—	—	—	—	2,100
GRAND TOTAL OF INDIAN AND FOREIGN MERCHANDISE . . . Value	—	—	—	—	—	53,48,025	74,67,002	51,24,297	70,69,111	42,38,671

No. 13—continued
SOUTH AMERICA—PARAGUAY
IMPORTS THEREFROM
Nil.

EXPORTS THERETO

INDIAN MERCHANDISE

ARTICLES	QUANTITY					VALUE				
	1926-27	1927-28	1928-29	1929-30	1930-31	1926-27	1927-28	1928-29	1929-30	1930-31
TEXTILES— Jute— Manufactures— Gunny bags No. Gunny cloth Yards All other articles of Mer- chandise Value	40,000	40,000 140,000	215,000	571,000	150,000	R 7,400	R 13,800 29,050	R 44,899	R 84,769	R 18,774
GRAND TOTAL	—	—	—	—	—	7,400	42,850	45,087	84,769	18,774

FOREIGN MERCHANDISE
Nil.

SOUTH AMERICA—URUGUAY
IMPORTS THEREFROM

ARTICLES	QUANTITY					VALUE				
	1926-27	1927-28	1928-29	1929-30	1930-31	1926-27	1927-28	1928-29	1929-30	1930-31
PROVISIONS AND OILMAN'S STORES Value	—	—	—	—	—	R 1,091	R ..	R 2,534	R 2,671	R 15,486
ALL OTHER ARTICLES OF MER- CHANDISE	—	—	—	—	—	4,407	..	29	..	84
GRAND TOTAL	—	—	—	—	—	5,498	..	2,563	2,671	15,519

EXPORTS THERETO

INDIAN MERCHANDISE

ARTICLES	QUANTITY					VALUE				
	1926-27	1927-28	1928-29	1929-30	1930-31	1926-27	1927-28	1928-29	1929-30	1930-31
GRAIN, PULSE, AND FLOUR— Rice, not in the husk . Tons	600	100	R 88,998	R 16,482	R ..	R ..	R ..
LAS— Shell Cwts.	157	179	191	297	337	12,212	26,232	25,350	35,980	25,820
PARAFFIN WAX Tons	..	50	25	..	22,750	11,875
TEA— Black Lbs.	2,310	..	7,740	1,500	11,600	1,155	..	3,370	750	11,600
TEXTILES— Jute— Raw Tons	490	538	767	508	668	1,52,960	1,86,703	2,69,578	1,54,080	1,09,875
Twist and yarn Lbs.	150,000	170,000	28,360	165,700	188,300	40,875	32,518	5,109	30,280	32,992
Manufactures— Gunny bags No. Gunny cloth Yards Rope and twine Cwts.	15,541,000 781	15,859,500 1,130	14,304,500 625	14,612,000 669	14,079,549 857	31,72,304 24,670	32,40,084 24,840	30,79,161 12,408	29,43,345 14,789	21,77,060 9,000
Total Jute manufac- tures (including twist and yarn) Value	—	—	—	—	—	32,37,349	32,91,947	31,03,622	29,88,414	22,19,051
ALL OTHER ARTICLES OF MERCHANDISE	—	—	—	—	—	810	..	1,384	7,888	2,198
GRAND TOTAL	—	—	—	—	—	34,93,484	35,49,064	34,08,754	31,87,107	23,79,918

FOREIGN MERCHANDISE

ARTICLES	QUANTITY					VALUE				
	1926-27	1927-28	1928-29	1929-30	1930-31	1926-27	1927-28	1928-29	1929-30	1930-31
TOTAL VALUE	—	—	—	—	—	R 730	R ..	R ..	R ..	R 24,711
GRAND TOTAL OF INDIAN AND FOREIGN MER- CHANDISE Value	—	—	—	—	—	34,94,124	35,49,064	34,08,754	31,87,107	24,04,622

No. 13—continued
SOUTH AMERICA—ARGENTINE REPUBLIC
IMPORTS THEREFROM

ARTICLES	QUANTITY					VALUE				
	1926-27	1927-28	1928-29	1929-30	1930-31	1926-27	1927-28	1928-29	1929-30	1930-31
						R	R	R	R	R
GRAIN, PULSE AND FLOUR TONS.	10,304	6,050	16,33,929	8,22,801	..
PROVISIONS AND OIL- MAN'S STORES	1,621	5,257	3,858	1,100	17,931
POSTAL ARTICLES NOT SPECIFIED	700	2,050	..
ALL OTHER ARTICLES OF MERCHANDISE	2,266	..	35	2,525	1,986
GRAND TOTAL	3,887	5,257	16,38,522	8,28,536	19,866

EXPORTS THERETO

INDIAN MERCHANDISE

ARTICLES	QUANTITY					VALUE				
	1926-27	1927-28	1928-29	1929-30	1930-31	1926-27	1927-28	1928-29	1929-30	1930-31
						R	R	R	R	R
DRUGS AND MEDICINES . Value	1,260	3,850	8,120	12,057	4,386
GRAIN, PULSE, AND FLOUR—	300	25,650	..
Pulse .. Tons
Rice, not in the husk—
Cleaned rice ..	5,696	400	7,097	5,704	5,629	8,46,359	65,705	9,95,970	6,88,908	7,26,445
Hardware and Cutlery . Value
LAC—
Burton .. Cwts.	2,434	11	106	22	62	2,99,038	3,20,931	4,24,314	4,86,842	3,24,250
Shell	1,875	14,605	3,000	5,184
Metals and Ores—	1,80,436	1,87,848	4,06,731	2,90,564
Iron or steel .. Tons	..	3,742	3,766	3,399	7,125	..	2,54,300	3,23,960	6,43,825	5,51,776
PARAFFIN WAX	560	712	1,415	1,235
SEEDS—
Oilseeds—
Non-essential—
Groundnuts	100	101	522	30,528	25,440	72,560
SPICES—
Pepper .. Cwts.	425	424	437
TEA—
Black .. Lbs.	107,409	219,898	190,138	136,632	163,604	1,08,477	1,94,442	1,58,344	1,17,754	1,38,129
TEXTILES—
Jute—
Raw .. Tons	5,758	6,428	6,290	5,851	5,352	20,43,738	22,23,416	21,78,179	16,07,809	10,11,697
Twist and yarn .. Lbs.	2,225,833	5,237,484	4,100,852	4,615,110	6,374,374	5,65,170	10,96,924	8,65,132	8,58,076	10,85,815
Manufactures—
Gunny bags .. No.	2,712,650	3,638,200	1,954,000	2,204,650	1,494,000	15,35,703	21,99,034	11,80,675	10,93,321	4,91,174
“ cloth .. Yards	318,321,500	330,999,502	340,276,687	329,336,800	208,595,000	6,22,41,598	6,82,19,557	7,30,37,093	6,49,07,219	3,15,68,925
“ rope and twine .. Cwts.	2,352	2,031	811	558	447	67,211	43,879	20,467	10,823	8,481
Other kinds ..	406	13,300
Total Jute manufactures (including twist and yarn) Value	6,44,22,982	7,15,59,394	7,57,08,367	6,68,09,439	3,80,99,395
Wool—
Manufactures—
Carpets and rugs .. Lbs.	30,240	14,168	33,362	33,034	18,592	43,025	21,080	58,686	51,499	38,477
Other sorts of Wool Manufactures	148	..	18,636	485	..	17,957	11,746
TOYS	2,193	5,155	8,046	10,776	..
ALL OTHER ARTICLES OF MERCHANDISE	9,261	8,066	12,908	4,565	13,290
GRAND TOTAL	6,77,75,328	7,48,45,635	8,01,35,870	7,10,18,102	3,63,10,388

FOREIGN MERCHANDISE

ARTICLES	QUANTITY					VALUE				
	1926-27	1927-28	1928-29	1929-30	1930-31	1926-27	1927-28	1928-29	1929-30	1930-31
						R	R	R	R	R
MACHINERY AND MILLWORK Value
Oils .. Gals.	103,688	27,230
ALL OTHER ARTICLES OF MER- CHANDISE .. Value	1,500	885	4,500	..	2,300
GRAND TOTAL	1,500	28,065	4,500	20,918	2,300
GRAND TOTAL OF INDIAN AND FOREIGN MERCHAN- DISE	6,77,76,828	7,48,73,700	8,01,40,436	7,10,39,020	3,63,12,778

SOUTH AMERICA—CHILE
IMPORTS THEREFROM

ARTICLES	QUANTITY					VALUE				
	1926-27	1927-28	1928-29	1929-30	1930-31	1926-27	1927-28	1928-29	1929-30	1930-31
						R	R	R	R	R
MANURES—
Nitrate of Soda .. Tons	1,203	5,667	7,106	9,784	3,318	1,37,030	8,18,498	10,09,585	13,39,320	5,22,540
All other articles of mer- chandise .. Value	465	3,982	775
GRAND TOTAL	1,37,030	8,18,498	10,10,050	13,33,302	5,23,315

No. 13—continued
SOUTH AMERICA—CHILE—continued
EXPORTS THERETO

INDIAN MERCHANDISE

ARTICLES	QUANTITY					VALUE				
	1926-27	1927-28	1928-29	1929-30	1930-31	1926-27	1927-28	1928-29	1929-30	1930-31
GRAIN, PULSE, AND FLOUR— Rice, not in the husk . Tons	200	60	..	R 32,848	R ..	R ..	R 8,232	R ..
LAC— Shell Cwts.	281	25	479	597	541	23,825	3,126	60,051	68,727	35,198
Metals— Iron or Steel . . . Tons	..	525	343	1,560	1,154	..	28,662	15,478	70,267	544,968
PARAFFIN WAX . . . "	1,625	1,750	525	2,800	2,620	7,38,875	7,96,232	2,38,875	12,89,750	12,45,300
SPICES Cwts.	37	98	168	3,300	8,250	5,200
TEA, BLACK Lbs.	1,212,961	936,524	1,189,890	838,611	484,881	10,11,261	8,01,977	8,79,407	5,74,684	3,25,349
TEXTILES— Cotton— Raw Tons	5	30	32	4,500	20,790	19,065
Jute— Raw "	149	10	44,982	1,064
Manufactures— Twist and yarn . Lbs.	..	524,080	..	66,752	152,320	..	1,13,102	..	13,068	24,900
Gunny bags . . . No.	28,135,000	39,120,800	37,853,500	33,620,400	18,709,872	1,23,70,609	1,48,91,006	1,43,31,636	1,21,29,376	44,62,622
.. cloth . . . Yards	992,000	926,458	1,681,982	2,410,468	990,117	1,56,264	1,61,565	3,35,671	3,78,005	1,27,922
Rope and Twine . Cwts.	..	52	950
Total Jute manufactures (including twist and yarn) Value	1,25,26,063	1,51,66,623	1,47,17,307	1,25,20,947	46,15,504
ALL OTHER ARTICLES OF MERCHANDISE . . . "	8,670	8,156	10,140	1,255	850
GRAND TOTAL . . . "	1,43,41,442	1,67,99,776	1,59,29,953	1,46,07,884	62,92,498

FOREIGN MERCHANDISE

ARTICLES	QUANTITY					VALUE				
	1926-27	1927-28	1928-29	1929-30	1930-31	1926-27	1927-28	1928-29	1929-30	1930-31
TOTAL VALUE	R 122	R 200	R 1,517	R ..	R ..
GRAND TOTAL OF INDIAN AND FOREIGN MERCHAN- DISE Value	1,43,41,564	1,67,99,976	1,59,31,470	1,46,07,884	62,92,498

SOUTH AMERICA—PERU
IMPORTS THEREFROM

ARTICLES	QUANTITY					VALUE				
	1926-27	1927-28	1928-29	1929-30	1930-31	1926-27	1927-28	1928-29	1929-30	1930-31
TOTAL VALUE	3,000

EXPORTS THERETO

INDIAN MERCHANDISE

ARTICLES	QUANTITY					VALUE				
	1926-27	1927-28	1928-29	1929-30	1930-31	1926-27	1927-28	1928-29	1929-30	1930-31
SPICES— Pepper Cwts.	62	112	5,500	8,900	..
TEA— Black Lbs.	18,750	14,900	37,500	8,950	3,500	16,250	12,400	24,740	6,887	2,625
TEXTILES— Jute— Twist and yarn . . . "	20,420	37,400	40,748	117,950	43,152	4,578	3,660	10,886	27,793	9,020
Manufactures— Gunny bags . . . No.	5,509,500	4,895,200	7,003,800	9,215,700	5,876,412	29,82,703	25,04,963	34,90,911	28,21,113	18,60,236
.. cloth . . . Yards	2,278,000	2,448,000	2,078,000	2,539,000	1,466,000	3,73,053	4,50,730	3,72,233	3,72,467	1,49,434
Rope and twine . Cwts.	638	502	655	857	905	18,258	12,276	16,334	22,513	21,777
Total Jute manufact- ures (including twist and yarn) . Value	33,76,682	29,76,629	38,99,304	32,43,886	20,40,467
ALL OTHER ARTICLES OF MERCHANDISE . . . "	3,138	2,225	3,665	6,198	4,623
GRAND TOTAL . . . "	34,03,665	29,01,255	39,33,279	32,65,371	20,47,715

SOUTH AMERICA—PERU—continued

EXPORTS THERETO—continued

FOREIGN MERCHANDISE

ARTICLES	QUANTITY					VALUE				
	1926-27	1927-28	1928-29	1929-30	1930-31	1926-27	1927-28	1928-29	1929-30	1930-31
TOTAL VALUE	—	—	—	—	—	B	B	B	B	B
GRAND TOTAL OF INDIAN AND FOREIGN MERCHANDISE . . . Value	—	—	—	—	—	84,08,065	29,91,255	89,34,419	52,65,871	20,47,715

SOUTH AMERICA—ECUADOR

IMPORTS THEREFROM

Nil.

EXPORTS THERETO

INDIAN MERCHANDISE

ARTICLES	QUANTITY					VALUE				
	1926-27	1927-28	1928-29	1929-30	1930-31	1926-27	1927-28	1928-29	1929-30	1930-31
TEXTILES— Jute— Manufactures— Gunny bags . . . No.	—	—	95,100	24,900	32,100	B	B	B	B	B
Gunny cloth . . . Yards	726,000	1,807,115	1,673,453	1,729,267	1,457,000	1,89,065	4,87,152	3,86,081	3,81,886	2,87,434
ALL OTHER ARTICLES OF MERCHANDISE . . . Value	—	—	—	—	—	—	—	—	850	1,422
GRAND TOTAL . . . "	—	—	—	—	—	1,89,065	4,87,152	4,12,065	3,92,648	2,49,856

FOREIGN MERCHANDISE

Nil.

SOUTH AMERICA—BOLIVIA

IMPORTS THEREFROM

Nil.

EXPORTS THERETO

INDIAN MERCHANDISE

ARTICLES	QUANTITY					VALUE				
	1926-27	1927-28	1928-29	1929-30	1930-31	1926-27	1927-28	1928-29	1929-30	1930-31
TEXTILES— Jute manufactures— Gunny bags . . . No.	180,000	282,000	145,000	361,000	65,000	B	B	B	B	B
Gunny cloth . . . Yds.	—	—	—	—	76,000	78,025	1,01,355	46,037	1,28,071	13,577
ALL OTHER ARTICLES OF MERCHANDISE . . . Value	—	—	—	—	—	—	—	—	—	8,512
GRAND TOTAL . . . "	—	—	—	—	—	78,025	1,01,355	46,037	1,28,358	22,089

FOREIGN MERCHANDISE

Nil.

SOUTH AMERICA—FALKLAND ISLANDS

IMPORTS THEREFROM

Nil.

EXPORTS THERETO

INDIAN MERCHANDISE

ARTICLES	QUANTITY					VALUE				
	1926-27	1927-28	1928-29	1929-30	1930-31	1926-27	1927-28	1928-29	1929-30	1930-31
GRAND TOTAL . . . Value	—	—	—	—	—	B	B	B	B	B
	—	—	—	—	—	—	—	—	—	1,620

FOREIGN MERCHANDISE

Nil.

No. 13—continued

AUSTRALIAN COMMONWEALTH

IMPORTS THEREFROM

ARTICLES	QUANTITY					VALUE				
	1926-27	1927-28	1928-29	1929-30	1930-31	1926-27	1927-28	1928-29	1929-30	1930-31
ANIMALS, LIVING—										
Horses No.	4,516	2,968	3,134	3,201	2,628	24,70,600	19,76,299	19,89,650	19,56,570	16,27,075
Other kinds "	628	434	155	194	168	21,101	35,205	11,051	18,312	12,149
Total Animals, living "	5,144	3,402	3,289	3,485	2,791	24,91,701	20,11,504	20,00,701	19,74,882	16,39,224
APPAREL (excluding HOSIERY AND BOOTS AND SHOES). Value	—	—	—	—	—	5,204	4,380	5,069	5,877	4,884
BELTING FOR MACHINERY "	—	—	—	—	—	11,457	16,973	96
BOOKS, PRINTED, AND PRINTED MATTER (not being STATIONERY) including MAPS AND CHARTS Cwts.	69	15	75	88	59	35,271	2,136	10,927	9,782	14,532
BUILDING AND ENGINEERING MATERIALS other than of iron, steel or wood Value	—	—	—	—	—	1,005	3,545	25,385	..	4,460
CHEMICALS AND CHEMICAL PREPARATIONS (excluding CHEMICAL MANURES AND MEDICINES)—										
Ammonia and salts thereof—										
Anhydrous Cwts.	152	140	120	85	80	16,498	13,191	11,492	7,655	5,968
Disinfectants "	326	161	272	659	384	20,002	7,136	14,043	27,225	15,542
Other sorts of chemicals . Value	—	—	—	—	—	8,074	12,865	13,511	10,802	25,936
Total Chemicals and Chemical preparations "	—	—	—	—	—	44,574	33,192	39,046	45,682	47,441
COAL AND COKE—										
Coal Tons	12,618	8,727	1,398	1,840	1,455	3,31,380	2,18,866	20,930	30,300	32,010
CORDAGE AND ROPE OF VEGETABLE FIBRE (excluding JUTE AND COTTON) Cwts.	136	1	4	11,318	10	40
DRUGS AND MEDICINES (excluding CHEMICALS AND NARCOTICS) Value	—	—	—	—	—	7,766	8,723	2,045	5,625	6,116
FODDER, BRAN AND POLLARDS (excluding OILCAKE) Cwts.	38,848	29,280	37,430	56,280	49,949	1,55,207	1,21,019	1,46,456	2,13,602	1,95,011
FRUITS AND VEGETABLES—										
Fresh Fruits and vegetables Value	—	—	—	—	—	10,370	13,425	10,685	16,173	11,993
Fruits and vegetables: dried, salted, or preserved, not being canned or bottled Tons	12	11	19	45	38	12,500	13,745	18,385	16,932	20,018
Total Fruits and Vegetables Value	—	—	—	—	—	22,870	27,170	29,070	33,105	32,011
GRAIN, PULSE AND FLOUR—										
Pulse Tons	16	34	47	48	129	5,785	11,414	15,085	14,032	29,017
Wheat "	40,441	68,910	529,459	336,039	2,09,151	66,95,247	1,08,60,721	7,67,09,835	4,65,61,845	1,79,18,522
Wheat flour in bags "	36	61	103	97	37	3,768	13,457	22,432	19,411	5,872
Other sorts "	1	8	70	93	468	272	2,176	16,185	20,102	65,246
Total Grain, Pulse and Flour "	40,494	69,013	529,679	336,277	2,09,785	67,00,067	1,08,87,768	7,67,63,587	4,65,16,299	1,80,18,657
HARDWARE, excluding OUTLERY AND ELECTRO-PLATED WARE—										
Implements and tools other than agricultural implements, etc. Value	—	—	—	—	—	16,847	18,300	12,251	26,840	10,741
Other sorts "	—	—	—	—	—	20,043	18,820	26,823	25,040	17,507
HOPS Cwts.	47	55	25	4,704	6,021	2,777
INSTRUMENTS, APPARATUS, AND APPLIANCES AND PARTS THEREOF—										
Electric wires and Cables—Rubber insulated Value	—	—	—	—	—	1,15,470	0,023
Musical—										
Talking machines and accessories "	—	—	—	—	—	35,576	2,216	1,229	647	1,323
Other kinds "	—	—	—	—	—	9,293	1,996	10,947	8,236	20,516
Total Instruments, Apparatus, and appliances and parts thereof "	—	—	—	—	—	44,779	4,212	12,076	1,24,353	27,859

AUSTRALIAN COMMONWEALTH—continued

IMPORTS THEREFROM—continued

ARTICLES	QUANTITY					VALUE				
	1926-27	1927-28	1928-29	1929-30	1930-31	1926-27	1927-28	1928-29	1929-30	1930-31
LEATHER—										
Hides, tanned or dressed { Tons —No.	8 —543	7 —1,302	1 —128 —29	7,405	16,737	2,393	2,133	516
Skins, tanned or dressed { Tons —No.	..	8 —1,136 —500	..	6,212	..	207	1,000
Unwrought . . . Cwts.	65	8	1	1	..	7,359	2,465	431	347	..
Manufactures (excluding boots and shoes and bolting for machinery)—										
Saddlery and harness ..	142	21	18	8	9	24,029	11,062	11,413	3,708	4,253
Other sorts . . . Value	—	—	—	—	—	1,351	4,013	17	229	2,140
Total Leather . . .	—	—	—	—	—	40,144	41,409	14,254	6,714	7,908
LIQUORS (including DENA- TURED AND PERFUMED SPIRITS—										
Ale, beer and porter—										
Ale and beer (in bottle) Gals.	7,091	6,800	7,885	7,746	11,039	23,877	23,317	27,607	27,015	36,698
Wines	2,742	2,551	2,141	488	427	13,001	11,693	9,568	3,970	1,972
Other sorts of liquors ..	2,308	7	4	219	12	9,256	450	158	1,781	412
Total Liquors . . .	12,136	9,358	10,030	8,453	11,478	46,134	35,960	37,423	32,666	39,082
MACHINERY AND MILL- WORK Value	—	—	—	—	—	29,119	23,462	20,582	22,758	38,568
METALS AND ORES—										
Copper—										
Unwrought—										
Bars, ingots, cakes, bricks and slabs Cwts.	5,601	560	2,65,271	24,001
Zinc or spelter	8,003	8,000	..	24,871	..	1,83,169	1,56,932	..	3,20,167
Other metals . . . Tons	12	12	15	2	15	8,965	7,312	11,034	3,767	9,393
Total Metals (excluding Ores)	292	487	415	2	1,258	2,74,236	2,14,482	1,67,966	3,767	3,29,560
Oils—										
Essential Gals.	378	464	584	557	977	4,998	7,068	6,741	10,537	13,782
PROVISIONS AND OILMAN'S STORES (including FISH AND FRUITS AND VEGE- TABLES, CANNED OR BOTTLED)—										
Bacon and hams . . . Cwts.	242	310	339	538	434	32,053	42,958	44,098	77,674	51,282
Biscuits and cakes . . .	1,485	1,623	997	992	845	1,32,013	1,18,656	78,006	71,126	54,309
Butter (including canned) ..	237	390	415	590	538	47,625	69,235	73,613	1,12,410	97,319
Canned and bottled provisions (not speci- fied elsewhere)—										
Canned or bottled fruits	1,977	1,490	1,723	2,090	2,225	86,044	63,765	81,966	84,252	88,955
Other kinds	5,443	3,010	4,419	2,846	3,598	2,50,407	1,48,168	1,94,788	1,36,651	1,80,699
Total Canned and bottled provisions . . .	7,420	4,500	6,142	4,936	5,823	3,36,451	2,11,923	2,76,699	2,22,903	2,60,654

No. 13—continued

AUSTRALIAN COMMONWEALTH—continued

IMPORTS THEREFROM—continued

ARTICLES	QUANTITY					VALUE				
	1926-27	1927-28	1928-29	1929-30	1930-31	1926-27	1927-28	1928-29	1929-30	1930-31
PROVISIONS AND OILMAN'S STORES including FISH AND FRUITS AND VEGETABLES, CANNED OR BOTTLED—continued						R	R	R	R	R
Choose (including canned) Cwts.	97	120	207	148	159	14,324	16,690	29,002	21,824	22,625
Farinaceous and Patent foods—										
Milk foods for infants and invalids (wholly or mainly milk) ..	458	730	702	830	993	99,608	1,58,510	1,55,136	1,75,402	2,07,308
Other sorts	858	522	186	632	275	12,140	5,507	8,088	6,151	2,785
Total Farinaceous and Patent foods	1,316	1,252	888	1,462	1,268	1,11,757	1,64,017	1,63,224	1,81,553	2,10,093
Jams and Jellies	5,766	5,721	4,055	3,508	3,295	2,86,798	2,77,860	2,05,780	1,80,256	1,57,168
Milk, condensed and preserved including milk cream	4,820	74	15	10	2	3,42,756	3,426	548	403	340
Other sorts of provisions Value	—	—	—	—	—	17,034	11,019	23,878	25,838	12,020
Total Provisions and Oilman's stores	—	—	—	—	—	18,20,306	9,15,798	8,99,848	8,93,987	8,75,710
RAILWAY PLANT AND ROLLING-STOCK (a)—										
Materials for construction—										
Sleepers of wood .. Tons	18,646	10,888	—	—	—	23,65,525	11,70,709	—	—	—
Other kinds .. Value	—	—	—	—	—	946	—	—	—	—
Total Railway Plant and Rolling-stock	—	—	—	—	—	23,66,471	11,70,709	—	—	—
SOAP—										
Household and laundry soap in bars or tablets Cwts.	2,420	2,138	2,705	2,058	1,243	79,754	70,424	85,941	63,398	80,380
Toilet soap	408	15	420	812	817	14,210	906	15,185	27,309	25,064
Other sorts	11	—	23	122	..	502	76	463	4,127	44
Total Soap	2,839	2,153	3,238	2,992	2,060	94,466	71,406	1,01,589	94,834	104,488
TALLOW AND STEARINE (including GREASE AND ANIMAL FAT)	56,848	62,427	58,651	75,530	80,184	18,84,026	17,68,513	17,63,191	23,01,846	20,31,47
TEXTILES—										
Jute—										
Manufactures (including Twist and Yarn) Value	—	—	—	—	—	10,771	3,847	2,205	204	74
Wool—										
Raw Lbs.	365,497	1,228,599	1,841,261	2,430,484	1,613,206	3,01,134	10,61,494	17,40,601	21,98,266	9,93,03
Artificial silk yarn	3,690	6,390	..
Tobacco	10	548	2,079	5,979	9,665	87	2,344	9,823	24,630	37,88

(a) Discontinued from 1928-29.

AUSTRALIAN COMMONWEALTH—continued

IMPORTS THEREFROM—concluded

ARTICLES	QUANTITY					VALUE				
	1926-27	1927-28	1928-29	1929-30	1930-31	1926-27	1927-28	1928-29	1929-30	1930-31
						£	£	£	£	£
Toys and requisites for games (including fishing tackle) Value	—	—	—	—	—	2,081	1,653	7,015	11,263	71
WOOD AND TIMBER—										
Jarrahi wood Cub. Tons	1,199	1,497	2,681	2,266	—	1,42,538	1,68,451	2,64,560	3,15,620	—
Teak wood " "	316	—	—	—	—	33,020	—	1,84,684	2,32,189	67,011
Sandal wood Tons	253	200	296	370	107	1,53,456	1,40,412	—	—	—
Other kinds of wood and timber Value	—	—	—	—	—	972	2,377	2,310	2,845	8,025
Sleepers of wood for Railways* Tons	—	—	733	5	—	—	—	93,846	877	—
Manufactures of wood other than furniture and cabinet ware Value	—	—	—	—	—	7,893	8,319	5,380	9,099	4,421
Total Wood and Timber.	—	—	—	—	—	3,47,879	3,19,559	5,55,780	5,60,581	79,461
POSTAL ARTICLES NOT SPECIFIED	—	—	—	—	—	32,966	36,520	43,546	41,823	1,05,400
ALL OTHER ARTICLES OF MERCHANDISE	—	—	—	—	—	43,710	1,10,938	81,368	54,724	1,07,961
GRAND TOTAL	—	—	—	—	—	1,89,60,876	1,91,66,751	3,45,55,088	5,53,76,413	2,41,76,879

EXPORTS THERETO

INDIAN MERCHANDISE

ARTICLES	QUANTITY					VALUE				
	1926-27	1927-28	1928-29	1929-30	1930-31	1926-27	1927-28	1928-29	1929-30	1930-31
						£	£	£	£	£
APPAREL (including drapery, uniforms, accoutrements, but excluding hosiery and boots and shoes) Value	—	—	—	—	—	43,554	37,163	46,945	63,617	47,300
Art. works other than pictures	—	—	—	—	—	4,360	1,552	3,395	5,675	469
BRIDLES Cwts.	7	11	2	—	—	4,945	7,480	1,326	—	—
BUILDING AND ENGINEERING MATERIALS, other than OF IRON, STEEL, OR WOOD Value	—	—	—	—	—	3,375	4,975	5,052	3,324	3,475
CHEMICALS AND CHEMICAL PREPARATIONS (excluding chemical manures and medicines)—										
Potassium compounds—Saltpetre Cwts.	740	616	400	200	321	12,955	9,443	5,375	2,975	4,534
Other sorts of chemicals Value	—	—	—	—	—	525	14,784	10,290	46,110	34,059
Total Chemicals, etc.	—	—	—	—	—	13,483	24,227	16,165	49,085	38,593
Coal Tons	—	—	—	—	—	—	—	—	—	—
COFFEE Cwts.	4,436	6,648	5,746	3,080	6,168	3,96,331	5,69,081	4,79,322	33,660	4,03,265
COIR, MANUFACTURED (excluding rope) Tons	96	241	93	56	11	50,850	1,29,013	44,220	62,720	4,578
CORDAGE AND ROPE OF VEGETABLE FIBRE (excluding jute and cotton) Cwts.	362	196	235	343	10	11,342	5,221	6,454	8,306	270
DRUGS AND MEDICINES (excluding chemicals and narcotics) Value	—	—	—	—	—	2,491	1,750	2,150	1,170	2,337
DYEING AND TANNING SUBSTANCES—										
Myrobalans Cwts.	23,531	27,148	10,933	16,734	14,513	1,42,782	1,76,566	76,239	1,18,281	88,283
Myrobalan extracts	2,228	2,030	3,005	3,110	323	23,540	23,947	50,384	43,145	10,669
Turmeric	600	200	243	120	197	3,344	3,972	6,205	2,997	3,734
Other sorts	—	11	—	5	5	—	238	4	92	87
Total Dyeing and Tanning substances	26,359	29,389	14,236	19,969	15,543	1,70,666	2,00,723	1,33,382	1,64,515	1,02,778
FIBRE FOR BRUSHES AND BROOMS Tons	87	79	64	72	73	45,095	43,204	33,401	33,710	39,631
FRUITS AND VEGETABLES Value	—	—	—	—	—	10,046	2,736	19,501	23,701	835
FURNITURE AND CABINETWARE, GRAIN, PULSES, AND FLOUR—										
Pulse—										
Beans Tons	593	397	150	676	194	70,908	44,668	20,931	1,25,286	1,16,554
Lentils " "	103	135	81	98	99	22,327	23,164	13,927	22,343	21,314
Other sorts " "	656	21	621	18	5	1,05,356	4,937	76,141	4,273	1,272
Total Pulse	1,557	553	852	792	298	1,99,591	77,769	1,16,046	1,52,407	42,740
Rice, not in the husk	11,746	13,563	8,271	4,609	1,046	17,06,442	29,04,221	11,83,733	6,20,367	1,38,876
Total Grain, Pulse and Flour	13,303	19,121	9,123	5,401	1,344	19,06,033	29,31,990	13,02,782	7,72,774	1,81,616

* Recorded under "Railway plant and Rolling-stock" prior to 1928-29.

No. 13—continued

AUSTRALIAN COMMONWEALTH—continued

EXPORTS THERE TO—continued

INDIAN MERCHANDISE—continued

ARTICLES	QUANTITY					VALUE				
	1926-27	1927-28	1928-29	1929-30	1930-31	1926-27	1927-28	1928-29	1929-30	1930-31
GUMS AND RESINS—						R	R	R	R	R
Rosin Cwts.	923	276	922	870	604	10,627	4,880	13,260	12,009	8,500
Other sorts "	20	108	40	20	52	600	4,520	1,800	1,000	1,875
Total Gums, etc. "	943	379	972	890	656	11,227	9,400	15,060	13,009	10,376
HARDWARE AND CUTLERY (including PLATED WARE) Value	—	—	—	—	—	15,080	1,381	239	2,810	..
HIDES AND SKINS, RAW—										
Skins, raw—										
Goat skins { Tons	300	268	215	491	330	9,42,269	9,02,597	9,56,464	20,28,402	14,10,136
. { =No.	=499,510	=496,251	=468,437	=1,064,336	=775,650					
Other skins { Tons	..	8	6	7	4	10,075	1,17,570	77,068	55,205	47,991
. { =No.	=2,295	=23,500	=21,716	=24,009	=12,223					
Total Skins, raw { Tons	309	274	221	498	334	9,61,344	11,10,167	10,38,527	20,83,607	14,58,127
. { =No.	=5,01,805	=519,751	=485,158	=1,080,245	=787,873					
CUTTINGS OF HIDES AND SKINS, RAW. Tons	577	656	396	382	297	82,887	94,012	71,010	65,142	40,513
KAPOK Cwts.	8,440	7,424	3,770	3,508	136	6,04,722	5,20,636	2,11,716	2,15,445	5,432
LAC—										
Button Cwts.	576	647	869	717	541	66,608	1,04,950	1,28,886	95,562	38,201
Shell "	3,547	3,757	5,321	6,108	4,172	4,19,972	5,34,117	7,05,046	7,27,601	2,98,441
Total Lac "	4,123	4,404	6,190	6,825	4,713	4,86,575	6,39,067	8,38,882	8,23,163	3,36,642
LEATHER—										
Skins, tanned or dressed { Tons	8	18	7	6	..	47,032	1,20,892	61,557	40,521	5,150
. { =No.	=20,072	=50,118	=25,401	=17,681	=2,272					
Unwrought Cwts.	2	4	8,209	10,575
METALS AND ORES—										
Brass, Bronze, and similar alloys, wrought . Cwts.	100	237	163	246	85	16,050	52,088	26,045	37,333	12,844
Manganese Ore Tons	4,100	1,12,750	..
Others "	..	1	621	350	350	..	115	19,018	6,575	6,562
Total Metals and Ores "	5	13	629	4,462	354	16,050	52,203	45,063	1,56,708	19,406
MICA Cwts.	69	826	1,476	1,409	855	44,210	55,294	38,387	7,750	19,361
OILS—										
Essential Gals.	75	24	25	25	25	7,459	3,578	3,920	4,050	3,530
Mineral "	3,600	..	443	3,150	..	1,430
Vegetable, non-essential—										
Castor "	16,104	15,542	18,450	22,078	13,211	27,645	28,968	31,898	37,540	21,119
Linseed "	6,000	5,000	10,250	13,123
Mustard or rape "	2,142	2,000	4	2,300	2,460	7,420	6,750	18	6,171	6,153
Other sorts "	11	..	270	..	29	300	..	1,462	..	150
Total Vegetable, non-essential "	24,257	22,542	18,724	24,378	15,700	51,615	48,843	33,378	43,711	27,422
Total Oils "	27,032	22,566	19,192	24,393	15,725	62,224	52,421	38,726	47,761	31,002
OIL CAKES Tons	2,250	3,394	423	491	100	2,42,264	3,71,308	47,986	47,191	8,184
Paints and Painters' materials g. Value	—	—	—	—	—	2,000	10,173	11,000	10,010	6,516
PARAFFIN WAX Tons	943	898	950	1,129	624	4,29,236	4,09,016	4,33,612	5,22,724	2,84,776
PROVISIONS AND OILMAN'S STORES (including FISH AND FRUITS AND VEGETABLES, CANNED OR BOTTLED)—										
Pickles, chutnies, and condiments Cwts.	2,380	1,653	2,885	2,206	2,129	1,32,939	90,729	1,09,319	1,27,034	1,27,302
Other sorts of provisions Value	—	—	—	—	—	8,536	29,338	6,258	2,796	3,119
Total Provisions "	—	—	—	—	—	1,41,475	1,20,067	1,15,577	1,29,830	1,30,421

AUSTRALIAN COMMONWEALTH—continued

EXPORTS THERE TO—continued

INDIAN MERCHANDISE—continued

ARTICLES	QUANTITY					VALUE				
	1926-27	1927-28	1928-29	1929-30	1930-31	1926-27	1927-28	1928-29	1929-30	1930-31
						£	£	£	£	£
RUBBER, RAW . . . Lbs.	35,882	4,480	35,882	4,480
SEEDS—										
Oil-seeds—										
Essential . . . Tons	21	35	29	4	3	7,961	19,096	15,341	1,386	1,581
Non-essential—										
Castor . . . "	..	146	358	..	289	..	30,692	69,454	..	34,992
Linseed . . . "	15,919	19,637	21,551	22,775	10,970	31,10,444	39,13,605	45,13,542	52,46,852	21,01,336
Rape . . . "	25	1	15	9	..	6,818	273	4,316	2,702	..
Other sorts . . . "	1	..	1	350	33	260
Total Seeds, Non-essential . . "	15,644	19,784	21,925	22,784	11,210	31,17,263	39,44,660	45,87,662	52,49,587	22,26,568
Other than oil-seeds . . . "	11
Total Seeds . . . "	15,644	19,784	21,925	22,784	11,210	31,17,263	39,44,660	45,87,662	52,49,587	22,26,568
SPICES—										
Chillies . . . Cwts.	..	280	187	8,856	4,529
Ginger . . . "	..	493	260	40	270	..	16,270	11,926	1,680	6,910
Other sorts . . . "	..	2	3	50	289
Total Spices . . . "	..	775	450	40	270	..	24,676	16,744	1,680	6,910
TEA—										
Black . . . Lbs.	8,008,804	2,795,998	5,521,463	4,592,895	4,529,937	56,31,556	21,95,115	36,55,484	30,50,079	23,89,783
TEXTILES—										
Cotton—										
Raw . . . Tons	170	247	237	306	51	1,40,267	2,19,014	2,54,128	2,70,094	33,947
Waste . . . Cwts.	1,755	1,838	839	1,048	1,100	51,330	54,500	25,400	30,000	30,500
Twist and Yarn . . . Lbs.	33,580	32,060	30,726	26,242	18,820	20,631	23,305	20,678	16,717	9,765
Manufactures—										
Piecegoods . . . Yards	9,200	8,074	42,160	69,326	65,653	3,486	5,662	29,897	33,526	22,540
Other sorts of manufactures . . Value	1,996	5,488	7,473	10,361	800
Total Cotton manufactures (including twist and yarn) . . . "	26,113	34,455	58,042	60,604	33,105
Haberdashery and Millinery . . . "	30	372	4,460	13,932	600
Jute—										
Raw . . . Tons	631	640	524	493	484	2,75,221	2,72,232	2,10,961	1,92,754	1,19,981
Twist and yarn . . . Lbs.	57,151	24,360	38,543	13,243	7,725	20,834	7,346	9,416	3,054	2,115
Manufactures—										
Gunny bags . . . No.	85,747,585	76,520,310	91,806,730	73,307,589	58,304,058	5,43,26,014	4,42,17,541	5,39,14,317	3,59,48,776	3,25,20,796
cloth . . . Yards	26,515,355	24,552,736	22,172,527	26,023,019	18,330,217	77,76,146	66,35,347	61,43,385	64,71,529	32,45,573
Rope and twine . . . Cwts.	462	1,032	1,013	823	143	16,670	33,998	29,931	22,020	4,065
Other kinds . . . Value	1,125	47,922	11,307
Total Jute manufactures (including twist and yarn) . . . "	6,21,39,664	5,08,94,232	5,02,02,824	4,21,93,301	3,57,83,946
WOOL—										
Raw . . . Lbs.	13,164	15,873	..
Manufactures—										
Carpets and rugs . . . "	69,766	39,793	57,412	104,226	10,264	1,31,205	1,56,586	99,505	1,53,483	32,444
Other sorts . . . Value	20	585	610	1,155	..
Total Woollen manufactures . . . "	1,31,225	1,57,171	1,00,115	1,54,638	32,444

No. 13—continued

AUSTRALIAN COMMONWEALTH—concluded

EXPORTS THERETO—concluded

INDIAN MERCHANDISE—concluded

ARTICLES	QUANTITY					VALUE				
	1926-27	1927-28	1928-29	1929-30	1930-31	1926-27	1927-28	1928-29	1929-30	1930-31
TOYS AND REQUISITES FOR GAMES AND SPORTS (including FISHING TACKLE other than FIREARMS) . . . Value	—	—	—	—	—	R 15,437	R 27,666	R 27,817	R 1,04,420	R 64,778
WOOD AND TIMBER—										
Timber, other than railway sleepers—										
Teak wood . . . Cub. Tons	481	718	388	84	45	1,29,222	1,96,262	1,19,763	21,460	11,375
POSTAL ARTICLES . . . Value	—	—	—	—	—	2,56,169	5,38,215	3,69,691	3,73,089	1,99,807
ALL OTHER ARTICLES OF MERCHANDISE . . .	—	—	—	—	—	21,409	42,329	91,947	81,024	1,03,401
GRAND TOTAL . . .	—	—	—	—	—	7,78,02,565	6,60,89,091	7,37,63,036	5,78,00,949	4,47,43,538

FOREIGN MERCHANDISE

ARTICLES	QUANTITY					VALUE				
	1926-27	1927-28	1928-29	1929-30	1930-31	1926-27	1927-28	1928-29	1929-30	1930-31
APPAREL (including DRESS, UNIFORMS, ACCOUTREMENTS, BUT excluding HOSIERY AND BOOTS AND SHOES) . . . Value	—	—	—	—	—	R 7,850	R 2,060	R 5,182	R 10,416	R 6,829
CHEMICALS AND CHEMICAL PREPARATIONS (excluding CHEMICAL MANURES AND MEDICINES) . . .	—	—	—	—	—	1,515	8,370	..	125	..
COAL AND COKE . . . TONS	700	2,267	11,900	41,774	..
FURNITURE AND CABINET-WARE . . . Value	—	—	—	—	—	5,445	16,200	30,134
GUNS AND RESINS . . . Cwts.	..	270	..	1,107	2,119	..	3,750
HARDWARE (excluding CUTLERY AND ELECTROPLATED WARE) . . . Value	—	—	—	—	—	88,534	22,019	32,222	9,978	3,440
INSTRUMENTS, APPARATUS, AND APPLIANCES AND PARTS THEREOF . . .	—	—	—	—	—	2,370	3,107	3,943	1,650	2,500
JEWELLERY (excluding IMITATION JEWELLERY AND PRECIOUS STONES AND FRAGILE UNSET), ALSO PLATE OF GOLD AND SILVER . . .	—	—	—	—	—	6,900	540	..	2,250	5,910
MACHINERY AND MILLWORK . . .	—	—	—	—	..	36,345	3,080	11,655	1,450	2,790
OILS . . . Gals.	129,274	76,984	128,995	29,125	15,519	25,473
TEXTILES—										
Cotton—										
Raw . . . TONS	19	20,250
Manufactures (including twist and yarn) . . . Value	—	—	—	—	—	6,980	..	2,856	220	3,558
Haberdashery and millinery . . .	—	—	—	—	—	200	1,000	5,397	2,032	3,025
Wool—										
Manufactures . . .	—	—	—	—	—	24,998	16,040	3,320	30,702	300
TOYS AND REQUISITES FOR GAMES AND SPORTS (including FISHING TACKLE other than FIREARMS) . . .	—	—	—	—	—	2,240	7,217	7,232	1,547	7,117
VEHICLES (excluding LOCOMOTIVES, ETC., FOR RAILWAYS)—										
Carriages and Carts (excluding Railway Carriages) and parts thereof . . .	—	—	—	—	—	2,500	..	10,500	4,900	..
Other kinds . . .	—	—	—	—	—	4,400	9,656	5,000	8,500	7,636
POSTAL ARTICLES . . .	—	—	—	—	—	3,406	3,292	3,890	12,205	12,516
ALL OTHER ARTICLES OF MERCHANDISE . . .	—	—	—	—	—	10,957	10,987	6,904	8,538	5,353
GRAND TOTAL . . .	—	—	—	—	—	1,75,565	92,077	1,45,521	1,08,003	1,16,141
GRAND TOTAL OF INDIAN AND FOREIGN MERCHANDISE . . .	—	—	—	—	—	7,79,78,130	6,61,80,168	7,39,08,557	5,79,03,952	4,48,69,679

TERRITORY OF PAPUA
NEW ZEALAND

(606)

No. 13—continued
TERRITORY OF PAPUA
IMPORTS THEREFROM
Nil.

EXPORTS THERETO

INDIAN MERCHANDISE

ARTICLES	QUANTITY					VALUE				
	1926-27	1927-28	1928-29	1929-30	1930-31	1926-27	1927-28	1928-29	1929-30	1930-31
GRAIN, PULSE AND FLOUR— Rice, not in the husk . Tons	1,582	6,369	4,727	6,822	6,344	R 2,18,731	R 9,25,864	R 6,29,500	R 8,88,201	R 9,92,608
TEXTILES— Jute— Gunny bags No.	6,000	352,000	354,000	3,450	1,32,675	1,12,198
ALL OTHER ARTICLES OF MER- CHANDISE Value	—	—	—	—	—	50	..	222	500	1,202
GRAND TOTAL	—	—	—	—	—	2,22,231	9,25,864	6,29,731	10,16,486	8,06,008

FOREIGN MERCHANDISE

ARTICLES	QUANTITY					VALUE				
	1926-27	1927-28	1928-29	1929-30	1930-31	1926-27	1927-28	1928-29	1929-30	1930-31
TOTAL VALUE	—	—	—	—	—	R ..	R ..	R .	R ..	R 825
GRAND TOTAL OF INDIAN AND FOREIGN MER- CHANDISE Value	—	—	—	—	—	2,22,231	9,25,864	6,29,731	10,16,486	8,06,338

NEW ZEALAND (including NAURU AND BR. SAMOA)
IMPORTS THEREFROM

ARTICLES	QUANTITY					VALUE				
	1926-27	1927-28	1928-29	1929-30	1930-31	1926-27	1927-28	1928-29	1929-30	1930-31
DRUGS AND MEDICINES . Value	—	—	—	—	—	R ..	R 2,141	R ..	R ..	R ..
PROVISIONS AND OILMAN'S STORES including FISH AND FRUITS AND VEGETABLES, CANNED OR BOTTLED	—	—	—	—	—	45	1,437	22,309	58,896	1,32,432
TALLOW AND STEARINE . Cwts.	1,276	4,562	2,349	2,611	7,858	42,502	1,26,611	70,150	70,956	1,69,685
TEXTILES— Wool— Raw Lbs.	188,187	7,218	1,96,748	4,875
POSTAL ARTICLES NOT SPECI- FIED Value	—	—	—	—	—	11,161	8,874	7,878	8,907	6,102
ALL OTHER ARTICLES OF MERCHANDISE	—	—	—	..	—	857	4,267	4,278	4,418	17,301
GRAND TOTAL	—	—	—	—	—	54,555	1,33,230	1,04,795	2,45,925	3,49,985

EXPORTS THERETO
INDIAN MERCHANDISE

ARTICLES	QUANTITY					VALUE				
	1926-27	1927-28	1928-29	1929-30 ⁰	1930-31	1926-27	1927-28	1928-29	1929-30	1930-31
APPAREL including DRAPERY, Value UNIFORMS AND ACCOUTRE- MENTS, BUT (excluding HOSIERY AND BOOTS AND SHOES) Cwts.	890	920	476	1,182	984	R 446	R ..	R ..	R 7,581	R 1,770
COIR-UNMANUFACTURED . Tons	..	23	3	36,069	84,011	41,517	94,403	66,119
COIR, MANUFACTURED (ex- cluding ROPE)	45	56	15	3	11,960	1,450
CORDAGE AND ROPE OF VEGETABLE FIBRE (exclud- ing JUTE AND COTTON) . Cwts.	347	4	212	348	235	24,473	25,346	7,297	1,690	102
DYEING AND TANNING SUBSTANCES	272	345	476	489	418	9,000	106	6,644	8,895	5,407
FIBRE FOR BRUSHES AND BROOMS Tons	20	27	16	29	23	4,524	4,776	6,166	6,392	5,323
GRAIN, PULSE, AND FLOUR— Pulse	145	238	124	225	213	8,490	11,301	7,495	14,240	9,114
Rice, not in the husk	254	1,241	1,439	1,863	1,368	35,854	44,041	24,733	52,712	36,647
HIDES AND SKINS, RAW— Cuttings of Hides and Skins, Raw	154	184	147	108	48	42,655	1,87,902	2,10,841	1,78,034	1,65,400
LAC— Button Cwts.	71	88	85	48	53	22,047	21,429	23,517	17,217	6,900
Shell	791	448	744	934	1,125	9,450	6,255	12,600	7,014	4,468
Other sorts	89,499	61,342	1,08,950	1,34,950	94,528
Total Lac	562	486	829	1,032	1,178
LEATHER— Unwrought Tons	1,650	700	554	1,250	770	98,949	67,597	1,19,560	1,41,064	98,591
METALS AND ORES— Brass, Bronze, and simi- lar alloys, wrought . Cwts.	71	118	161	326	175	1,78,750	77,000	210	964	18,041
Iron or steel Tons	2,442	1,758	61,280	1,87,500	84,700
Pero Manganese	1,386	12,444	19,576	32,400	49,008	24,279
Total Metals and Ores	2,445	1,762	1,394	16	9	1,58,545	97,178	1,44,825

No. 13—continued
NEW ZEALAND (including NAURU AND BR. SAMOA)—concluded
EXPORTS THERE TO

ARTICLES	QUANTITY					VALUE				
	1926-27	1927-28	1928-29	1929-30	1930-31	1926-27	1927-28	1928-29	1929-30	1930-31
OILS—										
Vegetable, non-essential—										
Castor . . . Gals.	24,589	21,804	36,212	31,899	30,088	R	R	R	R	R
PARAFFIN WAX . . . Tons	189	494	327	65	298	47,081	42,991	68,913	64,127	52,094
PROVISIONS AND OIL- MAN'S STORES (including FISH, AND FRUITS AND VEGETABLES, CANNED OR BOTTLED) . . . Value	—	—	—	—	—	85,995	2,25,224	1,49,012	29,575	1,44,200
SPICES . . . Tons	1,008	—	1,002	—	—	16,520	11,898	18,429	20,599	14,030
TEA—										
Black . . . Cwts.	—	120	129	219	100	1,95,302	248	1,98,192	—	23,389
Other . . . Cwts.	—	—	—	—	460	—	2,800	7,280	15,933	7,850
TEXTILES—										
Cotton—										
Raw . . . Cwts.	—	—	—	—	—	—	—	—	—	—
Waste . . . Cwts.	329	191	208	464	44	9,470	5,500	5,900	13,420	30,819
Waste . . . Cwts.	—	—	—	—	451	—	—	—	—	12,900
Wool—										
Raw . . . Lbs.	—	—	—	11,825	—	—	—	—	—	18,792
Manufactures—										
Carpets and rugs . . .	7,852	10,948	13,285	12,855	11,992	12,696	17,358	16,588	19,496	19,752
TOYS AND REQUISITES FOR GAMES AND SPORTS (including FISHING TACKLE other than FIREARMS) . Value	—	—	—	—	—	—	—	—	—	—
WAX OF ALL KINDS, OTHER THAN PARAFFIN WAX . Cwts.	—	—	51	—	—	2,941	3,871	13,169	25,415	20,310
WOOD AND TIMBER—										
Teak wood . . . Tons	—	—	14	20	15	—	—	5,710	—	—
POSTAL ARTICLES . Value	—	—	—	—	—	1,580	—	4,767	6,858	4,569
ALL OTHER ARTICLES OF MERCHANDISE . . . Value	—	—	—	—	—	93,342	1,22,420	1,63,545	1,49,952	1,53,313
GRAND TOTAL . . .	—	—	—	—	—	11,762	14,234	20,500	15,624	29,089
						97,91,162	77,19,747	87,26,847	77,69,998	68,02,168

FOREIGN MERCHANDISE

ARTICLES	QUANTITY					VALUE				
	1926-27	1927-28	1928-29	1929-30	1930-31	1926-27	1927-28	1928-29	1929-30	1930-31
RUBBER MANUFACTURES . Value	—	—	—	—	—	R	R	R	R	R
TOBACCO, MANUFACTURED. Lbs.	1,295	765	510	370	—	5,900	2,554	1,382	1,920	—
POSTAL ARTICLES . Value	—	—	—	—	—	484	590	425	1,935	1,387
ALL OTHER ARTICLES OF MERCHANDISE . . .	—	—	—	—	—	2,562	3,494	3,408	8,481	16,342
GRAND TOTAL . . .	—	—	—	—	—	8,886	6,638	6,215	13,381	17,729
GRAND TOTAL OF INDIAN AND FOREIGN MERCHAN- DISE . . .	—	—	—	—	—	98,00,048	77,17,385	87,32,062	77,77,379	68,19,897

FIJI ISLANDS
IMPORTS THEREFROM

ARTICLES	QUANTITY					VALUE				
	1926-27	1927-28	1928-29	1929-30	1930-31	1926-27	1927-28	1928-29	1929-30	1930-31
POSTAL ARTICLES NOT SPECI- FIED . Value	—	—	—	—	—	R	R	R	R	R
ALL OTHER ARTICLES OF MERCHANDISE . . .	—	—	—	—	—	935	1,552	1,655	1,130	407
GRAND TOTAL . . .	—	—	—	—	—	1,211	2,556	5,369	2,266	1,520
						2,146	4,408	7,024	3,396	1,987

EXPORTS THERE TO

INDIAN MERCHANDISE

ARTICLES	QUANTITY					VALUE				
	1926-27	1927-28	1928-29	1929-30	1930-31	1926-27	1927-28	1928-29	1929-30	1930-31
APPAREL (including DRAP- ERY, UNIFORMS, AND ACCESSORIES), BUT (excluding HOSIERY AND BOOTS AND SHOES) Value	—	—	—	—	—	R	R	R	R	R
COAL AND COKE—										
Coal . . . Tons	2,500	—	—	—	2,488	30,000	—	—	—	20,124
DYEING AND TANNING SUBSTANCES . . . Cwts.	123	135	229	242	264	3,633	2,230	4,965	6,023	5,564
FRUITS AND VEGETABLES . Value	—	—	—	—	—	8,440	4,924	12,566	7,440	7,838
GLASS AND GLASSWARE . . .	—	—	—	—	—	1,285	225	2,647	6,898	510
GRAIN, PULSE, AND FLOUR—										
Pulse . . . Tons	272	359	314	440	378	52,831	79,728	68,110	98,968	64,534
Rice, not in the husk . . .	963	—	202	2	1,456	1,46,078	—	27,637	1,407	1,57,601
Other sorts . . .	1	—	—	1	—	72	—	110	191	80
Total Grain, Pulse, and Flour . . .	1,236	359	516	443	1,834	1,98,981	79,728	95,857	95,626	2,22,165
HARDWARE AND CUTLERY (including PLATED WARE) Value	—	—	—	—	—	5,054	2,510	3,597	6,757	4,068
METALS AND ORES . . . Tons	7	3	5	205	3	23,263	12,876	14,627	56,625	6,167

FIJI ISLANDS—continued
EXPORTS THERETO—continued

INDIAN MERCHANDISE—continued

ARTICLES	QUANTITY					VALUE				
	1926-27	1927-28	1928-29	1929-30	1930-31	1926-27	1927-28	1928-29	1929-30	1930-31
OILS—						R	R	R	R	R
Vegetable non-essential— Mustard or rape Gals.	44,408	47,331	37,423	43,008	48,112	1,34,380	1,37,010	96,524	1,21,054	96,074
Other kinds of oils "	3,706	1,002	3,329	1,661	2,558	12,717	2,447	8,379	4,472	6,378
Total Oils "	48,174	48,333	40,752	44,669	50,670	1,47,097	1,39,457	1,05,403	1,25,526	1,02,652
Oil Cakes Tons	67	184	10,700	18,450
PROVISIONS AND OILMAN'S STORES (including FISH, AND FRUITS AND VEGETABLES, CANNED OR BOTTLED)—										
Ghl Owtz.	15	12	20	105	10	1,750	1,350	1,154	9,625	920
Other sorts of provisions Value	—	—	—	—	—	18,519	27,001	53,373	14,239	14,579
Total Provisions and Oilman's stores, etc. "	—	—	—	—	—	20,275	28,951	54,527	23,864	15,499
SEEDS Tons	16	10	27	19	15	11,504	9,080	17,494	10,908	10,325
SPICES Owtz.	341	215	317	331	391	19,538	12,454	21,538	19,472	23,420
TALLOW AND STEARINE (in- cluding GREASE AND ANIMAL FAT) "	1,170	614	1,264	2,185	1,879	49,545	23,310	43,555	95,200	59,536
Tea, black lbs.	510	1,370	1,276	27,308	11,102	316	1,111	892	19,511	5,500
TEXTILES—										
Cotton—										
Manufactures— Piece goods Yards	20,234	32,938	37,467	26,580	7,946	21,223	25,560	26,981	12,196	5,153
Jute— Manufactures— Gunny bags No.	195,000	363,000	383,200	417,900	9,000	1,02,510	1,69,312	1,85,411	1,52,091	2,850
POSTAL ARTICLES Value	—	—	—	—	—	38,110	35,868	33,886	34,497	25,663
ALL OTHER ARTICLES OF MERCHANDISE "	—	—	—	—	—	20,075	32,395	26,309	33,673	20,361
GRAND TOTAL "	—	—	—	—	—	7,13,320	5,82,317	6,58,983	7,32,787	6,64,712

FOREIGN MERCHANDISE

ARTICLES	QUANTITY					VALUE				
	1926-27	1927-28	1928-29	1929-30	1930-31	1926-27	1927-28	1928-29	1929-30	1930-31
OILS—						R	R	R	R	R
Minerals Gals.	16,346	10,518	65,682	29,301
POSTAL ARTICLES Value	—	—	—	—	—	10	427	176	111	273
ALL OTHER ARTICLES OF MERCHANDISE "	—	—	—	—	—	14,775	11,871	15,078	16,333	17,511
GRAND TOTAL "	—	—	—	—	—	70,467	41,599	15,254	16,944	17,784
GRAND TOTAL OF INDIAN AND FOREIGN MERCHANDISE "	—	—	—	—	—	7,83,787	6,23,916	6,74,236	7,49,731	6,82,496

HAWAII
IMPORTS THEREFROM

ARTICLES	QUANTITY					VALUE				
	1926-27	1927-28	1928-29	1929-30	1930-31	1926-27	1927-28	1928-29	1929-30	1930-31
SPICES—						R /	R	R	R	R
Cloves Owtz.	248	16,700
POSTAL ARTICLES Value	—	—	—	—	—	8	..
ALL OTHER ARTICLES OF MERCHANDISE "	—	—	—	—	—	831	1,042	..	137	..
GRAND TOTAL "	—	—	—	—	—	17,531	1,042	..	135	..

No. 13—concluded
HAWAII—continued
EXPORTS THERETO

INDIAN MERCHANDISE

ARTICLES	QUANTITY					VALUE				
	1926-27	1927-28	1928-29	1929-30	1930-31	1926-27	1927-28	1928-29	1929-30	1930-31
MANURES . . . Tons	3,100	2,000	2,465	1,582	3,724	R 3,10,000	R 2,00,000	R 2,41,311	R 1,58,214	R 2,74,157
MINERAL AND ORES . . "	206	305	203	516	203	14,753	15,108	16,856	25,077	10,948
TEXTILES—										
Jute—										
Manufactures—										
Gunny bags . . No.	9,082,500	11,483,463	16,559,850	17,972,150	16,858,000	27,89,810	34,44,766	40,59,372	30,97,555	34,03,984
" cloth . . Yards	..	32,000	13,000	16,000	84,000	..	8,000	3,256	4,000	16,564
ALL OTHER ARTICLES OF MERCHANDISE . . Value	—	—	—	—	—	11,162	9,534	14,578	5,615	7,542
GRAND TOTAL . . "	—	—	—	—	—	31,25,725	36,77,468	43,35,873	41,85,491	37,15,225

FOREIGN MERCHANDISE

ARTICLES	QUANTITY					VALUE				
	1926-27	1927-28	1928-29	1929-30	1930-31	1926-27	1927-28	1928-29	1929-30	1930-31
TOTAL VALUE . .	—	—	—	—	—	R 2,875	R 2,451
GRAND TOTAL OF INDIAN AND FOREIGN MERCHANDISE . . Value	—	—	—	—	—	31,28,600	36,77,468	43,35,873	41,85,491	37,17,676

OTHER ISLANDS IN THE PACIFIC
IMPORTS THEREFROM

Nil.

EXPORTS THERETO

INDIAN MERCHANDISE

ARTICLES	QUANTITY					VALUE				
	1926-27	1927-28	1928-29	1929-30	1930-31	1926-27	1927-28	1928-29	1929-30	1930-31
GRAIN, PULSE AND FLOUR— Rice not in the husk . Tons	2,056	..	512	..	76	R 2,06,024	..	R 73,531	..	R 7,169
TEXTILES—										
Jute—										
Manufactures—										
Gunny bags . . No.	15,000	30,000	..	11,100	10,200	9,000	18,000	..	3,994	2,953
ALL OTHER ARTICLES OF MERCHANDISE . . Value	—	—	—	—	—	..	265	821	..	1,497
GRAND TOTAL . . "	—	—	—	—	—	3,05,024	18,265	74,402	3,994	11,624

FOREIGN MERCHANDISE

ARTICLES	QUANTITY					VALUE				
	1926-27	1927-28	1928-29	1929-30	1930-31	1926-27	1927-28	1928-29	1929-30	1930-31
TOTAL VALUE . .	—	—	—	—	—	7
GRAND TOTAL OF INDIAN AND FOREIGN MERCHANDISE . . Value	—	—	—	—	—	3,05,024	18,265	74,409	3,994	11,624

DUTY COLLECTED AT EACH PORT (610)

No. 14

GROSS AMOUNT of CUSTOMS DUTY collected on IMPORTS and EXPORTS at each PORT in each

[PORTS]	IMPORTS									
	SALT					OTHER ARTICLES				
	1926-27	1927-28	1928-29	1929-30	1930-31	1926-27	1927-28	1928-29	1929-30	1930-31
R	R	R	R	R	R	R	R	R	R	R
BENGAL--										
Calcutta	1,54,91,993	1,42,80,827	1,52,18,298	1,61,44,964	1,87,32,096	13,95,09,120	13,66,31,024	16,85,73,354	18,51,97,848	11,58,06,552
Cuttack	18,90,883	17,47,622	20,89,886	19,83,160	19,28,427	21,43,698	24,91,489	22,09,008	19,65,404	16,04,708
Naralinganj
Chandpore
TOTAL	1,73,82,876	1,60,28,449	1,73,08,179	1,81,28,124	2,06,60,523	14,16,52,818	13,91,22,513	14,07,82,362	13,71,63,252	11,72,11,260
BIHAR AND ORISSA--										
Balesore
Chandball
Cuttack or False Point
Puri
TOTAL
* BOMBAY--										
Bombay	10,969	10,375	10,542	9,739	9,122	12,07,05,932	12,38,52,307	12,46,79,143	12,71,01,689	11,81,44,970
Bankot (Suwendurg)	19,652	16,508	13,899	14,620	15,362
Bassein	4	254	185	94	3
Broach	64,490	99,388	87,629	77,998	1,14,040
Bulsar	2,682	9,565	11,599	6,458	7,828
Belapur	81	225
Bhandup	3,093	6,342	2,405	2,776	1,789
Dabhol	21,047	17,732	15,843	13,846	16,941
Daman Frontiers	3,593	6,628	2,428	2,309	1,712
Dhandu	1,820	5,815	5,535	6,026
Dholera	9,155	5,454
Dahanu	891	1,773	1,218	1,951	655
Dodamurg	902	948	1,268	1,239	1,227
Gogha	2	11	9	..
Honavar	7,349	18,659	10,147	7,290	4,050
Jambusar
Jaitapur	3,481	3,810	5,081	2,275	1,769
Karanja]
Karwar	2,351	4,541	2,412	1,816	2,205
Malvan	18,956	19,627	16,226	27,462	3,125
Marol	52	284	123	137	135
Northern Frontier
Rai	217	214	679	7	..
Ratnagiri	3,135	4,356	5,146	2,498	2,368
Rewdanda	101
Sanfatta	1,938	2,428	3,002	2,651	2,158
Shewa	47
Shiroda
Surat	3,260	4,756	9,596	2,369	3,449
Trombay
Uran	683	3
Vengurla	2,949	5,236	6,707	3,017	2,690
TOTAL	10,969	10,375	10,542	9,739	9,122	12,08,77,909	12,40,30,648	12,48,30,507	12,72,77,946	11,83,33,616
D--										
Karachi	15,908	6,235	2,387	3,020	2,972	5,74,89,036	5,61,58,632	5,20,42,195	5,78,62,247	5,96,80,309
Keji Bandar	77	36	58	33	32
Sirganda	51	112	58	186	216
Government account, Karachi	21,60,058	133,20,937
TOTAL	15,908	6,235	2,387	3,020	2,972	5,74,89,164	5,61,58,780	5,20,42,246	5,96,22,474	6,80,01,494
ADRAS--										
Madras	995	2,115	3,598	3,523	3,459	3,18,41,737	3,17,93,398	3,57,45,346	3,76,95,233	3,15,19,172
Adirampatnam	1,228	946	2,215	4,996	5,386
Annapatnam	1,234	1,487	406	305	1,213
Badagara	194	..	102	5,814	2,673	3,475	83,586	1,78,495
Baidur
Baruva	1

* The ports in the Bombay Presidency, excepting the chief port, are really *satelles* composed of a number of sub-ports.

PROVINCE of BRITISH INDIA, in each Official Year, from 1926-27 to 1930-31

TOTAL IMPORTS					EXPORTS					PORTS
1926-27	1927-28	1928-29	1929-30	1930-31	1926-27	1927-28	1928-29	1929-30	1930-31	
₹	₹	₹	₹	₹	₹	₹	₹	₹	₹	
15,50,01,118	15,09,11,851	15,37,91,847	15,13,42,812	13,45,38,648	4,45,29,034	4,81,36,908	4,40,39,358	4,84,69,026	3,59,10,441	BHARAT—
40,34,581	42,39,111	42,98,894	39,48,564	35,33,225	17,89,778	8,66,025	8,82,707	8,58,407	8,99,761	Calcutta
..	Chittagong
..	Narainganj
..	Chandpore
15,90,35,694	15,51,50,062	15,80,90,541	15,52,91,376	13,78,71,873	4,66,19,712	4,90,03,833	4,48,72,065	4,93,27,433	3,63,10,322	TOTAL
..	BIHAR AND ORISSA—
..	1,670	Balasore
..	Chandball
..	906	471	1,310	Cuttack or False Point
..	Puri
..	1,670	..	906	471	1,310	TOTAL
12,07,16,901	12,38,62,682	12,46,89,685	12,71,11,423	11,81,54,092	4,72,415	4,88,255	5,84,849	6,60,150	4,84,586	BOMBAY—
19,652	16,508	18,899	14,620	15,352	100	..	108	Bombay
4	254	185	94	3	311	Bankot (Suwendary)
64,490	99,388	87,629	77,998	1,14,040	Bassein
2,683	9,565	11,599	6,458	7,823	109	134	94	121	41	Broach
..	31	225	..	190	214	670	457	Bulsar
3,093	6,342	2,405	2,776	1,789	4,426	5,013	4,837	3,302	1,322	Belapur
21,047	17,732	15,843	13,846	16,941	10	11	Bhandup
3,593	4,628	2,423	2,209	1,712	18	16	15	Dabhol
..	1,820	5,815	5,585	6,026	Daman Frontiers
9,155	5,454	Dhanduka
891	1,773	1,213	1,951	655	Dholera
902	948	1,263	1,339	1,227	163	471	..	168	..	Dabana
..	2	11	9	Dodamurg
7,849	18,659	10,147	7,390	4,050	421	210	209	52	20	Gogha
..	Honavar
3,481	3,810	5,031	2,275	1,769	..	32	Jambusar
..	3,912	5,651	3,984	12,137	10,539	Jaitapur
2,351	4,541	2,412	1,816	2,205	324	226	30	246	47	Karanja
18,956	19,627	16,226	27,462	3,125	290	373	300	193	67	Karwar
52	264	123	137	135	3	2	..	Malvan
..	Marolli
217	214	679	7	Northern Frontier
5,185	4,356	5,146	2,493	2,368	Rai
..	101	..	1,186	1,239	1,705	2,023	Ratnagin
1,938	2,423	3,002	2,651	2,158	5,262	3,391	2,627	2,412	959	Rewanda
47	387	Sankatta
..	Shewar
3,260	4,756	9,396	2,369	3,449	3	Shiroda
..	Surat
683	3	481	2,477	1,533	1,454	614	Trombay
2,949	5,236	6,707	3,017	2,890	148	115	323	75	2	Uran
12,08,88,878	12,40,91,018	12,48,91,049	12,72,87,685	11,83,42,738	4,83,369	5,08,751	6,05,397	6,82,687	5,01,098	TOTAL
5,75,04,944	5,61,59,867	6,20,44,522	5,73,65,267	5,96,83,281	8,58,510	10,09,649	10,32,615	10,21,738	7,27,940	SIND—
77	36	58	33	82	11,946	6,489	5,637	3,684	5,764	Karachi
51	112	53	136	216	13,118	8,713	11,278	15,950	11,739	Keti Bandar
..	21,60,058	33,20,937	10	1	Sirganda
5,75,05,072	5,61,60,015	6,20,44,633	5,95,25,494	6,30,04,466	8,78,574	10,24,851	10,40,530	10,41,412	7,45,494	Govt. Account, Karachi
..	TOTAL
3,13,42,732	3,17,95,513	3,57,48,944	3,76,93,761	3,15,22,631	1,79,908	1,28,677	1,72,938	1,11,907	1,12,871	MADRAS—
1,233	946	2,215	4,993	5,386	16,857	18,250	27,804	5,250	14,016	Madras
1,234	1,487	406	305	1,213	1	Adirampatnam
5,314	3,673	3,669	33,586	1,78,597	Ammapatnam
..	Badagara
..	Baindur
..	Baruva

* The ports in the Bombay Presidency, excepting the chief port, are really talukas composed of a number of sub-ports.

(Continued on next

DUTY COLLECTED AT EACH PORT (612)

No. 14—continued

GROSS AMOUNT of CUSTOMS DUTY collected on IMPORTS and EXPORTS at each PORT in each year

PORTS	IMPORTS									
	SALT					OTHER ARTICLES				
	1926-27	1927-28	1928-29	1929-30	1930-31	1926-27	1927-28	1928-29	1929-30	1930-31
	₹	₹	₹	₹	₹	₹	₹	₹	₹	₹
MADRAS—continued										
Wimlipatām	1,237	88	700	895	540
Chilant	73	39	513	6,36,848	9,55,817	14,38,192	16,16,753	20,11,089
Chilgapatām	4	9
Cannanore	40	9,848	50,511	90,911	95,380	2,75,569
Coanada	6,21,698	6,86,402	5,04,706	8,36,920	6,68,376
Cochin	1	..	19	7	22	17,49,535	30,87,705	29,48,715	32,38,044	36,98,458
Coondapoot	1,087	1,751	2,328	2,611	4,015
Cuddalore	3,67,501	4,27,431	1,86,047	2,18,484	1,54,497
Dévipatnam	1	8	10	..
Dhanushkodi	9,76,821	10,50,600	11,97,193	10,89,564	10,91,973
Gopālpur	259	343	586	2
Hangarkottai	808	1,450	1,359	1,712	721
Ipurupalem	1	7	25	7	10
Kallayi	1	5
Kasaragod
Kayalpatām	1,506	1,362	363	884	1,146
Kilakaral	906	986	735	80	659
Kottapatnam	11
Kulasekharapatnam	7,339	7,637	8,429	5,739	5,410
Kulape	3,132	6,089	2,358	3,372	2,825
Mangalore	239	82	700	529	3,456	87,990	87,979	1,24,051	1,31,774	1,43,238
Masulipatam	3,266	2,066	3,717	19,108	3,660
Mutpet
Narasapur	32
Negapatām	5	2,54,315	3,34,010	2,76,508	2,00,969	1,69,380
Ninampatnam	26	2	..
Pamban	127	676	90	1	310
Point Calimere	1	27	..	253
Pondicherry	1492	..	460	..	18,072	..
Porto Novo	1,05,697	1,25,106	1,47,767	1,98,287	1,21,360
Tellicherry	1	2	135	93,618	2,72,839	1,60,923	3,43,155	4,58,350
Tirumalavāsal	1,105	1,466	1,887	1,365	2,265
Tondi	3,044	2,137	3,596	985	322
Toppaturai	240	232	379	190	430
Tanquebar	7	..	7	2	..
Tuticorin	15	18	19	32	21	17,83,320	24,31,917	24,74,133	29,57,245	23,35,720
Volānganni	8	224	152	343	252
Vizagapatam	87,217	9,130	9,598	70,221	11,686
TOTAL	1,254	2,215	4,604	4,137	7,397	3,86,52,783	4,18,44,948	4,58,86,689	4,83,46,439	4,33,87,762
BURMA—										
Bangkok	26,69,548	30,21,393	29,03,424	28,90,270	26,78,998	4,08,30,130	4,38,45,620	3,61,77,598	3,44,21,150	3,10,29,751
Akyab	7	11	8	10	10	95,321	95,760	80,255	1,08,030	94,868
Bassoin	7,237	10,420	8,973	5,653	9,643
Bhamo	25	53
Kyaukpada	176	800	770	703	547
Mergui	1,03,766	1,17,369	1,01,167	96,330	62,366
Moulmein	..	2	1	..	1	1,51,341	1,32,011	74,343	75,563	1,00,107
Sandoway	7	..	6
Tavoy	398	53,347	72,731	52,775	74,901	52,559
Victoria Point	..	658	574	688	527	15,423	13,536	20,321	15,519	13,272
TOTAL	26,69,953	30,22,064	29,03,007	28,90,998	26,74,536	4,12,62,313	4,42,98,297	3,65,16,819	3,47,98,354	3,13,63,168
GRAND TOTAL	2,06,80,960	1,90,69,338	2,02,28,719	2,10,35,938	2,38,55,950	39,99,34,092	40,49,95,181	40,95,58,623	40,76,08,465	37,32,97,390

PROVINCE of BRITISH INDIA, in each Official Year from 1926-27 to 1930-31—continued

TOTAL IMPORTS					EXPORTS					PORTS
1926-27	1927-28	1928-29	1929-30	1930-31	1926-27	1927-28	1928-29	1929-30	1930-31	
Rs	Rs	Rs	Rs	Rs	Rs	Rs	Rs	Rs	Rs	
1,287	88	700	896	540	44	58	21	7	30	MADRAS—continued
6,86,848	9,55,817	14,38,265	16,16,792	20,11,608	1,56,793	5,698	349	504	302	Bimlipatam
..	4	9	Odicut
9,348	50,511	90,911	95,680	2,75,609	5	..	Calingapatam
6,21,688	8,86,402	5,04,706	8,36,920	6,63,376	2,82,288	1,63,787	1,90,548	1,44,696	89,217	Cannanore
17,49,536	30,87,705	29,48,784	32,88,951	36,98,475	1,24,181	30,980	1,648	95	302	Cocanada
1,087	1,751	2,328	2,011	4,015	1,188	3,658	3,687	4,826	2,707	Cochin
3,67,501	4,27,431	1,80,047	2,18,484	1,54,497	1,704	966	111	322	277	Coondapoor
..	1	8	10	Cuddalore
9,76,821	10,50,600	11,07,193	10,89,564	10,91,973	1,88,981	2,57,008	2,53,008	2,86,710	2,26,495	Dévipatanam
..	259	343	586	2	Dhannuskodi
808	1,450	1,359	1,712	721	8,588	10,580	9,259	10,505	6,728	Gopálpur
1	7	25	7	10	Hangarkottai
..	Ipurupakem
..	1	5	Kallayi
1,506	1,362	363	884	1,146	Kasaragod
906	906	735	80	659	13	8	97	41	127	Káyalpatnam
11	Kilakarai
7,339	7,687	8,429	5,739	5,410	9	4	4	9	..	Kottapatnam
3,182	6,089	2,358	3,872	2,825	2	4	31	80	..	Kulasékkharapatnam
88,228	88,061	1,24,751	1,32,303	1,46,684	1,934	4,018	1,448	624	140	Málpe
3,266	2,066	3,717	19,108	3,650	6,307	29,317	24,366	22,759	11,689	Mangalore
..	Masulipatam
22	Mutupet
2,54,320	3,34,010	2,76,508	2,09,969	1,89,380	39,297	44,094	39,980	40,240	31,130	Narasapur
23	2	Negapatam
127	676	90	1	310	..	426	9	1,023	89	Nizampatnam
..	1	27	..	253	Pamban
..	460	..	18,072	149	8	7	2	2	4	Point Calimere
1,05,597	1,25,108	1,47,767	1,98,287	1,31,860	1,066	1,954	58	34	611	Ponani
93,618	2,72,889	1,60,924	3,43,157	4,53,985	10,718	266	127	73	..	Porto Novo
1,105	1,466	1,887	1,365	2,255	2	369	4,260	4,791	10,618	Tellicherry
3,044	2,187	3,596	985	322	6	1,511	2	956	..	Tirumalaivasani
240	262	379	190	430	4,949	7,977	4,685	3,283	2,077	Tondi
7	..	7	2	Topputurai
17,88,885	24,31,985	24,74,152	29,57,277	28,85,741	1,29,455	88,845	2,445	2,349	2,727	Tranquebar
8	224	152	346	252	1,992	1,651	1,008	1,319	815	Tuticorin
87,217	9,130	9,598	70,221	11,686	536	..	69	..	1,332	Velanganni
3,86,54,087	4,13,47,168	4,53,41,293	4,88,50,573	4,33,95,659	11,56,725	7,09,548	7,37,512	6,62,410	5,14,304	TOTAL
4,84,99,678	4,68,67,013	3,90,80,017	3,73,11,420	3,37,03,749	82,51,666	74,18,547	68,97,346	90,77,003	66,50,351	BURMA—
95,828	95,771	80,868	1,08,040	94,873	2,03,597	1,74,185	1,86,817	1,45,472	1,47,964	Rangoon
7,287	10,420	8,973	5,653	9,648	9,11,366	9,78,902	8,00,379	8,54,089	5,66,102	Akyab
25	58	Bassein
176	806	770	708	547	Bhamo
1,03,766	1,17,369	1,01,167	96,880	62,366	1,007	9,055	684	529	6,226	Kyaukpypau
1,51,341	1,32,013	74,349	75,563	1,00,108	6,59,903	5,30,421	6,08,457	4,02,531	4,76,791	Mergui
..	..	7	..	6	Moulmeia
58,745	72,731	52,775	74,901	52,559	82,848	73,787	67,109	26,299	48,820	Sandoway
15,425	19,244	20,905	16,207	13,800	556	416	1,182	1,066	815	Tavoy
4,39,32,271	4,73,15,361	3,04,19,826	3,76,89,322	3,40,87,704	1,02,10,943	91,83,313	85,62,454	1,05,06,969	78,97,069	TOTAL
42,00,15,952*	42,40,64,519†	42,07,87,842‡	42,80,44,453§	39,66,52,140	6,93,56,023	6,95,20,296	5,58,27,864	6,22,21,382‡	4,59,69,497	GRAND TOTAL

* Includes Rs 2,94,099 realized in Burma from miscellaneous receipts.
† " " 3,83,689 " " " " " "
‡ " " 3,52,107 " " " " " "
§ " " 3,23,621 " " " " " "
|| " " 3,46,793 " " " " " "

GROSS amount of CUSTOMS duty COLLECTED on the PRINCIPAL and other articles of IMPORTED MERCHANDISE subject to duty, in each OFFICIAL year from 1926-27 to 1930-31

ARTICLES	1926-27	1927-28	1928-29	1929-30	1930-31
	R	R	R	R	R
SCHEDULE II—IMPORT TARIFF.					
PART II.					
<i>Articles which are liable to non-protective duty at special rates.</i>					
I.—Food, Drink, and Tobacco—					
Fish—					
Fish salted, wet or dry	1,00,607	1,06,458	77,267	69,840	72,5
Fruits and Vegetables—					
Currants	3,341	1,372	2,155	2,255	2,8
Grain, Pulse and Flour—					
Wheat and wheat flour	2,60,71
Liquors—					
Ale, beer, porter, cider and other fermented liquors	19,48,461	22,25,582	21,97,778	24,58,464	23,84,71
Spirit—					
Denatured spirit	83,714	99,436	70,161	1,13,804	1,04,30
Perfumed spirits	5,86,837	5,27,398	5,57,660	4,92,700	3,82,56
Liqueurs, Cordials, Mixtures and other preparations containing spirit—					
(i) Entered in such a manner as to indicate that the strength is not to be tested	1,44,418	1,28,848	1,21,614	1,10,971	72,64
(ii) If tested	19,01,784	19,19,190	17,55,082	19,12,812	14,84,06
All other sorts of spirit	1,99,47,661	1,92,17,391	1,89,85,015	1,88,80,010	1,83,15,72
TOTAL OF SPIRITS	2,26,64,354	2,18,92,258	2,14,89,582	2,15,09,797	2,08,59,29
Wines—					
Champagne and all other sparkling wines not containing more than 42 per cent of proof spirit	2,87,841	2,54,784	2,60,667	2,86,977	1,93,73
All other sorts of wines not containing more than 42 per cent of proof spirit	12,31,028	12,25,485	12,50,034	12,23,546	10,96,98
TOTAL OF WINES	15,18,869	14,80,269	15,10,701	14,60,523	12,90,67
TOTAL OF LIQUORS	2,41,81,484	2,55,98,109	2,51,98,011	2,54,28,784	2,40,84,69
Sugar—					
Sugar, all sorts, including molasses but excluding confectionery	7,00,20,810	6,50,11,853	7,75,69,409	8,68,10,001	10,77,59,42
Saccharine (except in tablets)	49,713	1,01,708	1,46,404	1,55,937	1,33,79
Saccharine tablets	2,254	5,642	4,490	4,531	3,76
TOTAL OF SACCHARINE	51,967	1,07,350	1,50,894	1,60,468	1,37,55
TOTAL OF SUGAR INCLUDING SACCHARINE	7,00,72,277	6,51,19,203	7,77,20,298	8,69,70,469	10,78,96,97
Other Food and Drink—					
Salt	2,00,80,990	1,90,69,838	2,02,28,719	2,10,35,988	2,33,55,050
Tobacco—					
Tobacco, unmanufactured	58,61,490	52,22,793	1,04,02,152	70,67,982	24,10,496
Cigars	1,37,500	1,45,010	1,41,334	1,80,644	1,21,538
Cigarettes—					
Of value not exceeding Rs. 10-8 per thousand	1,06,75,901*	1,45,17,952*	1,34,27,773*	1,36,68,899*	84,69,839*
Of value exceeding Rs. 10-8 per thousand	16,82,326*	12,38,851*	13,03,879*	11,69,346*	11,26,995*
All other sorts of tobacco, manufactured	7,19,782	5,93,615	5,73,316	7,53,004	5,81,232
TOTAL OF TOBACCO	1,90,76,899	2,17,13,221	2,58,48,504	2,27,89,875	1,26,60,095
TOTAL OF I.—FOOD, DRINK, AND TOBACCO	13,54,65,568	13,16,07,701	14,90,74,949	15,62,97,211	16,82,82,454
II.—Raw materials and produce and articles mainly unmanufactured—					
Coal, coke, and patent fuel	86,404	1,59,698	95,292	1,19,217	90,565
Tin block	6,80,841	8,19,639	6,14,565	7,13,360	6,59,500
Oils—					
Kerosene: also any mineral oil other than kerosene which has its flashing point below one hundred degrees of Fahrenheit's thermometer by Abel's close test	1,01,81,035	1,49,82,649	1,68,02,591	1,64,33,034	1,50,25,318
Motor Spirit	161	7,343	5,358	16,35,048	32,32,087
Mineral oil which has its flashing point at or above two hundred degrees of Fahrenheit's thermometer and is such as is not ordinarily used for any other purpose than for the batching of jute and other fibre or for lubrication	15,27,488	15,04,226	16,40,515	15,71,577	16,30,565
Mineral oil which has its flashing point at or above one hundred and fifty degrees of Fahrenheit's thermometer and is such as is not ordinarily used except as fuel or for some sanitary or hygienic purpose	12,20,730	13,98,059	14,02,494	12,54,505	13,00,664
TOTAL OF II.—RAW MATERIALS AND PRODUCE, ETC.	1,36,46,454	1,88,71,604	2,00,69,815	2,17,25,741	2,19,38,699
III.—Articles wholly or mainly manufactured—					
Arms, Ammunition and Military Stores—					
Firearms and parts thereof—					
Firearms, including gas and air-guns, gas and air rifles and gas and air pistols, not otherwise specified	7,89,976	7,27,836	6,09,569	5,82,114	5,08,932
All other sorts of firearms and parts	5,064	3,503	2,124	1,484	2,763
TOTAL OF FIREARMS AND PARTS	7,95,040	7,31,339	6,11,693	5,83,598	5,11,695

* Inclusive of duty collected on cigarettes imported by post.
 † Dutiable at R 2 per cent. under the wheat (Import) Duty Act, 1931.

No. 15—continued

GROSS amount of CUSTOMS duty COLLECTED on the PRINCIPAL and other articles of IMPORTED MERCHANDISE subject to duty, in each OFFICIAL year from 1926-27 to 1930-31—continued

ARTICLES	1926-27	1927-28	1928-29	1929-30	1930-31
SCHEDULE II—IMPORT TARIFF—continued					
PART II—continued					
<i>Articles which are liable to non-protective duty at special rates—continued</i>					
III.—Articles wholly or mainly manufactured—continued					
Carriages and Carts— Motor Cars, motor cycles, motor scooters and articles (other than rubber tyres and tubes) adapted for use as parts and accessories thereof	1,04,95,669	89,57,583	1,02,14,319	95,01,007	72,30,065
Chemicals, Drugs, and Medicines— Opium and its alkaloids and their derivatives	3,394	3,248	2,015	1,852	843
Machinery— Cotton, Hair and Canvas Fly belting for machinery *	—	—	2,13,758	2,30,257	1,08,094
Rubber insulated copper wires and cables, etc. (a)	—	—	—	50,880	35,266
Metals— Silver bullion or coin except current coin of the Government of India and silver sheets and plates which have undergone no process of manufacture subsequent to rolling (e)	—	—	—	17,70,000	2,32,64,129
Silver Plate, silver thread and wire (including so called gold thread and wire mainly made of silver), silver manufactures, all sorts not otherwise specified (g)	—	—	—	—	6,03,803
Yarns and Textile Fabrics— Artificial silk yarn and thread (b)	—	5,90,481†	10,43,402	7,41,760	6,62,759
Cotton twist and yarn, and cotton sewing or darning thread	36,44,575	43,45,289	45,80,346	45,15,659	30,08,324
Cotton Piecegoods— Grey (unbleached)	2,05,40,092	2,16,81,825	2,14,25,264	2,20,63,557	30,818
White (bleached)	1,90,61,858	1,75,31,690	1,73,60,328	1,69,15,110	64,364
Coloured, printed, or dyed	2,25,02,345	2,33,03,422	2,16,62,670	1,93,70,764	74,996
TOTAL OF COTTON PIECEGOODS	6,21,04,295	6,25,16,947	6,04,48,757	5,83,63,491	1,70,178(h)
Silk mixtures	5,42,744	7,25,964	8,01,623	7,32,021	5,26,255
Yarn (excluding Cotton Yarn) such as is ordinarily used for the manufacture of belting for machinery *	—	—	3,309	493	870
Miscellaneous— Printing type (c)	—	—	—	10,262	9,055
Portland cement excluding white portland cement (d)	9,10,392	9,95,516	11,52,823	10,51,319	9,90,532
Printer's ink	38,454	37,418	44,368	43,511	31,570
TOTAL OF III.—ARTICLES WHOLLY OR MAINLY MANUFACTURED	7,85,29,593	7,89,03,780	7,91,16,208	7,76,06,551	8,72,24,438
TOTAL OF PART II	22,76,41,615	22,93,83,085	24,32,60,972	25,66,30,503	22,74,45,591
PART III.					
<i>Articles which are liable to duty at 2½ per cent ad valorem.</i>					
I.—Food, Drink, and Tobacco—					
Provisions and Oilman's Stores— Vinegar in casks	920	1,046	900	788	701
TOTAL OF I.—FOOD, DRINK, AND TOBACCO	920	1,046	900	788	701
II.—Raw materials and produce and articles mainly unmanufactured—					
Wood and Timber— Firewood	938	1,045	1,510	882	844
III.—Articles wholly or mainly manufactured—					
Chemicals, Drugs, and Medicines— Copperas, green	360	445	858	342	264
Machinery— Machinery, namely prime-movers, boilers, etc. (excluding locomotive engines and tenders) also machines and sets of machines to be worked by electric, steam, water, fire, or other power, not being manual or animal labour, apparatus and appliances, not to be operated by manual or other animal labour, which are designed for use in an industrial system, control gear and transmission gear, etc., and bare hard drawn electrolytic copperwax and cables, etc.	20,09,440	11,23,246	247
Locomotive engines and tenders	1,49,055	67,288
Component parts of machinery, namely, such parts only as are essential for the working of the machine or apparatus and have been given for that purpose some special shape or quality which would not be essential for their use for any other purpose	13,60,929	8,85,640	1	—	..
Heads, Head Cords, etc.	2,97,127	2,31,376	..	—	..
Miscellaneous— Aeroplanes, aeroplane parts, aeroplane engines and aeroplane engine parts	848	6,757	4,455	8,740	10,166
Printing material, namely, type, leads, brass rules, wooden and metal galleys, shooting sticks, and galleys and metal furniture	42,608	23,857	11,235	1,371(f)	1,952(f)
Racks for withering tea-leaf	217	125	1,356	14	24
Fodder, bran and pollards	6,174	4,792	6,095	5,256	5,471
TOTAL OF III.—ARTICLES WHOLLY OR MAINLY MANUFACTURED	38,68,767	22,93,526	24,247	15,723	17,877
TOTAL OF PART III	38,68,625	22,95,617	26,657	17,323	19,422

* Separately recorded from April, 1928.

† Figures for six months, October, 1927 to March, 1928.

‡ Free of duty from October, 1927. Figures from October, 1927, represent duty collected on the Bills of Entry presented prior to 1st October, 1927.

(a) Dutiable from April, 1929.

(b) Separately recorded from October, 1927.

(c) Separately recorded from April, 1929.

(d) Figures prior to April, 1928 include White Portland Cement.

(e) Dutiable from 1st March, 1930.

(f) Exclusive of duty collected on Printing type.

(g) Silver thread and wire and leaf are liable to a protective duty of 50 per cent ad valorem under the Gold Thread Industry Protection Act of 1931.

(h) Represents only non-protective duty collected prior to 4th April, 1930.

GROSS amount of CUSTOMS duty COLLECTED on the PRINCIPAL and other articles of IMPORTED MER-
CHANDISE subject to duty, in each OFFICIAL year from 1926-27 to 1930-31—continued

ARTICLES	1926-27	1927-28	1928-29	1929-30	1930-31
SCHEDULE II—IMPORT TARIFF—continued					
PART IV.					
<i>Articles which are liable to duty at 10 per cent ad valorem.</i>					
II.—Raw materials and produce and articles mainly unmanufactured—					
Metallic ores and scrap iron or steel for remanufacture—					
Iron or steel, old	9,492	6,864	9,012	6,445	10,764
III.—Articles wholly or mainly manufactured—					
Hardware, Implements and Instruments—					
Telegraphic instruments and apparatus, and parts thereof, imported by or under the orders of a Railway Administration	18,957	6,199	6,525	26,495	15,737
Metals, iron and steel—					
Iron—					
Angle	1,358	1,400	2,474	2,415	659
Bar, rod, channel, including channel for carriages	65,206	81,516	72,935	61,187	42,349
Pig	8,225	26,430	20,206	17,820	25,181
Rice bowls	30,435	18,565	11,211	9,975	6,138
Spiegeleisen ferro-manganese, ferro-silicon and other ferro-alloys	19,397	20,023	19,378	17,208	33,674
Iron or Steel—					
Anchors and cables	86,384	1,08,738	57,827	52,485	40,184
Bolts and nuts, including hook-bolts and nuts for roofing	3,23,172	3,20,793	3,214	..	—
Discs and circles	10	..	—	—	—
Expanded metal	70,577	69,149	71,440	60,193	50,140
Hoops and Strips	6,71,193	5,52,466	5,45,075	5,57,808	4,53,098
Nails, rivets, washers, all sorts	5,95,703	5,63,423	9,17,232	7,24,739	6,03,350
Pipes and tubes and fittings therefor, such as bonds, boots, elbows, tees, sockets, flanges and the like	11,04,379	16,17,013	11,75,325	11,71,368	11,17,958
Sheets and plates, all sorts, including discs and circles	1,43,373	87,026	57,831	49,437	34,420
Railway track material	1,74,833	1,38,966	36,796	46,299	81,701
Tramway track material	45,581	57,467	38,066	38,793	14,766
Wire, barbed and stranded fencing	1,00,233	2,18,529(a)	5,57,182(c)	5,09,029(c)	4,89,514(c)
Wire rope	2,00,168	1,91,090(b)	—	—	—
Iron or Steel designed for the re-inforcing of concrete, not otherwise specified	17,129	34,219	19,339	16,960	29,201
Steel—					
Angle	5,619	12,527	11,101	4,384	4,035
Bar, rod, and channel, including channel for carriages	3,61,162	7,03,750	9,04,753	9,41,681	4,44,743
Alloy, crucible, shear, blister, and tub-steel	1,06,813	40,799	24,766	20,584	19,115
Ingots, blooms, billets and slabs	6,318	2,23,670	81,122	77,855	21,010
Steel (other than bars) made for springs and cutting tools by any process	1,29,875	27,646	5,584	4,019	6,858
TOTAL OF IRON AND STEEL	42,72,178	51,02,560	46,32,407	43,84,254	35,16,944
Railway plant and rolling-stock—					
Railway materials for permanent-way and rolling-stock, namely, sleepers and fastenings therefor; bearing plates, fish bolts and nuts, chairs, interlocking apparatus, brake-gear, shunting skids, couplings and springs, signals, turn-tables, weigh-bridges, carriages, wagons, trawlers, rail removers, scooters, trolleys, trucks and component parts thereof; switches, crossings and the like materials made of alloy steel; also cranes and water tanks, when imported by, or under the orders of, a railway company	23,42,447	27,70,650	14,43,372	18,07,039	14,53,351
Component parts of railway materials, namely, such parts only as are essential for the working of railways and have been given for that purpose some special shape or quality which would not be essential for their use for any other purpose	98,593	1,22,953	5,72,845	2,52,847	1,73,573
Miscellaneous—					
Ships and other vessels for inland and harbour navigation, including steamers, launches, boats and barges, imported entire or in sections	87,316	1,00,807	47,850	14,895	42,773
TOTAL OF III.—ARTICLES WHOLLY OR MAINLY MANUFACTURED	68,19,491	81,03,169	67,02,999	64,85,530	52,02,373
TOTAL OF PART IV	68,28,933	81,09,533	67,12,011	64,91,975	52,18,142
PART V.					
<i>Articles which are liable to duty at 15 per cent ad valorem.</i>					
I.—Food, Drink, and Tobacco—					
Fish—					
Fish, excluding salted fish	61,561	56,682	43,002	50,476	46,354
Fishmaws, including signally and scottle, and sharkfins	17,978	7,240	9,235	10,522	6,988
TOTAL OF FISH	79,539	63,922	52,237	61,002	53,242

† Liable to an additional duty of 2½ per cent from 1st March, 1931.

(a) Includes figures for "wire rope" from "January" to "March," 1928.

(b) Figures for nine months, April to December, 1927.

(c) Includes figures for "wire rope".

No. 15—continued

GROSS amount of CUSTOMS duty COLLECTED on the PRINCIPAL and other articles of IMPORTED MERCHANDISE subject to duty, in each OFFICIAL year from 1926-27 to 1930-31—continued

ARTICLES	1926-27	1927-28	1928-29	1929-30	1930-31
	₹	₹	₹	₹	₹
SCHEDULE II—IMPORT TARIFF—continued					
PART V—continued					
<i>Articles which are liable to duty at 15 per cent ad valorem—continued</i>					
I.—Food, Drink, and Tobacco—continued					
Fruits and Vegetables—					
Fruits and vegetables, all sorts, fresh, dried, salted, or preserved	23,81,519	30,32,312	26,03,006	27,20,063	24,60,371
Grain, Pulse, and Flour—					
Flour, excluding sage flour*	4,040	13,492	24,691	47,056	40,424
Provisions and Oilman's Stores—					
Provisions and oilman's stores and groceries, all sorts, excluding vinegar in casks	87,26,257	95,59,811	92,03,270	84,70,013	72,89,332
Spices—					
Spices, all sorts	48,43,097	40,65,656	45,85,276	46,46,680	40,99,220
Tea	11,45,676	10,04,203	11,56,264	12,52,485	7,87,526
Other food and drink—					
Coffee	2,36,630	3,23,847	3,32,093	4,05,830	3,27,273
All other sorts of food and drink not otherwise specified	16,695	27,161	33,649	27,442	13,110
TOTAL OF I.—FOOD, DRINK, AND TOBACCO	1,73,85,259	1,81,01,404	1,70,97,486	1,76,30,571	1,50,70,498
II.—Raw materials and produce and articles mainly unmanufactured—					
Gums, Resins and Lac, all sorts, except stick or seed lac—					
Gambier	1,74,281	1,39,548	1,29,277	1,40,008	1,17,559
Arabic	21,694	18,907	56,056	42,075	34,279
Benjamin	1,09,857	1,21,196	1,41,498	1,40,804	1,40,194
Resin	40,545	46,098	34,153	41,018	40,104
All other sorts of gums, gum-resins, and articles made of gum or gum-resin	1,33,979	1,33,141	1,52,544	1,37,416	1,13,790
TOTAL OF GUMS, ETC.	4,30,306	4,68,890	5,13,523	5,51,316	4,45,926
Oils—					
All sorts of animal, essential, mineral, and vegetable, non-essential oils, excluding petroleum shown under Part II—					
Coconut oil	15,989	5,12,042	8,64,053	5,48,338	3,61,815
All other sorts	9,63,787	12,16,760	13,27,781	10,39,777	8,04,650
TOTAL OF OILS	9,79,726	17,28,802	21,91,834	16,38,115	11,66,765
Seeds—					
Seeds, all sorts, excluding oilseeds, imported into British India by sea from the territories of any Native Prince or Chief in India	1,47,537	2,08,474	3,59,343	2,13,063	1,01,181
Tallow, Stearine, and Wax—					
All sorts of stearine, wax, grease and animal fat, not otherwise specified †	6,19,680	3,02,140	1,96,421	2,30,193	2,15,939
Textile Materials—					
Silk waste, and raw silk including cocoons	16,04,094	20,17,004	18,23,120	17,16,607	15,30,730‡
Raw, flax, hemp, jute and all other unmanufactured textile materials not otherwise specified	1,73,285	2,08,044	1,61,310	1,27,215	1,24,413
TOTAL OF TEXTILE MATERIALS	17,77,379	22,25,048	20,19,430	18,43,822	16,55,143

* Figures prior to October, 1927, including sage flour.

† Figures prior to October, 1927, represent duty collected on tallow and stearine and wax.

‡ Excludes silk waste and cocoons.

§ Not liable to the additional duty.

GROSS amount of CUSTOMS duty COLLECTED on the PRINCIPAL and other articles of IMPORTED MERCHANDISE subject to duty, in each OFFICIAL year from 1926-27 to 1930-31—continued

ARTICLES	1926-27	1927-28	1928-29	1929-30	1930-31
	R	Rs	R	Rs	R
SCHEDULE II—IMPORT TARIFF—continued					
PART V—continued					
<i>Articles which are liable to duty at 15 per cent ad valorem—continued</i>					
II.—Raw Materials and produce and articles mainly unmanufactured—continued					
Wood and Timber—					
Wood and timber, all sorts, not otherwise specified, including all sorts of ornamental wood	8,67,679	10,45,725	9,47,772	11,96,999	11,24,675
Miscellaneous—					
Canes and rattans	91,968	85,877	79,080	26,306	24,769
Cowries and shells	56,631	45,057	51,112	26,619	29,148
Ivory, unmanufactured	2,35,566	2,83,026	2,18,677	2,03,568	1,98,021
Precious stones, unset	12,37,827*	14,65,988*	13,98,562*	19,33,777*	7,21,286*
All other raw materials and produce and articles mainly unmanufactured, not otherwise specified	22,304	26,587	30,142	34,912	30,577
TOTAL OF MISCELLANEOUS	16,44,236	19,06,485	17,78,173	16,85,177	10,63,786
TOTAL OF II.—RAW MATERIALS AND PRODUCE, ETC.	65,16,593	78,85,564	79,06,496	78,63,685	57,78,365
III.—Articles wholly or mainly manufactured—					
Apparel—					
Apparel, including drapery, boots and shoes, and military and other uniforms and accoutrements, etc.	36,95,449	35,20,108	35,33,839	36,85,324	23,26,427
Arms, Ammunition and Military stores—					
Explosives, namely, blasting gunpowder, blasting gelatine, blasting dynamite, blasting roborite, blasting tonite, and all other sorts, including detonators and blasting fuse	3,72,618	3,87,084	3,07,102	4,18,842	3,50,765
Ornamental arms	49	104	231	2	..
Conveyances—					
Conveyances, not otherwise specified, namely, tram cars, motor omnibuses, motor lorries, motor vans, passenger lifts, carriages, carts, jinrikshas, bath chairs, perambulators, trucks, wheelbarrows, bicycles, tricycles and all other sorts of conveyances not otherwise specified, and component parts and accessories thereof, except such parts and accessories of motor vehicles above mentioned as are also adapted for use as parts or accessories of motor cars, motor cycles, or motor scooters	37,41,646	44,18,430	56,35,300	57,70,211	40,44,634
Chemicals, Drugs, and Medicines—					
Asafetida	24,078	15,409	31,227	18,996	17,166
Camphor	3,65,681	4,09,908	4,46,710	4,66,918	4,24,494
Cassia lignea	2,53,670	1,49,666	1,92,376	1,73,943	1,33,750
All other sorts of Chemical products and drugs	54,85,315	56,99,809	56,06,947	63,37,951	57,28,365
TOTAL OF CHEMICALS, DRUGS, AND MEDICINES	61,28,744	62,74,592	62,77,160	69,97,808	63,03,775
Cutlery, Hardware, Implements, and Instruments—					
Cutlery	5,19,460	5,40,756	5,00,016	5,57,384	3,57,861
Hardware, Ironmongery and tools, all sorts, not otherwise specified	86,25,272	87,16,871	89,08,136	81,67,218	59,78,542
All other sorts of implements, instruments, apparatus and appliances and parts thereof, not otherwise specified	40,09,715	45,05,050	51,56,558	53,04,028	49,38,909(a)
TOTAL OF CUTLERY, HARDWARE, ETC.	1,31,54,447	1,37,62,677	1,45,74,709	1,40,88,610	1,11,75,312
Dyes, Paints and Colours—					
Alizarine dyes	4,74,828	2,14,985	—	—	—
Auriline dyes	21,05,077	8,86,584	—	—	—
Salts	86,382	40,216	—	—	—
Cochineal	33,709	59,044	54,016	58,240	48,600
Gallnuts	18,890	9,355	8,024	6,194	9,116

* Inclusive of duty collected on Precious stones imported by post.
 (a) Includes Rs. 56,349 realised on Broadcast wireless receiving apparatus and component parts.

No. 15—continued

GROSS amount of CUSTOMS duty COLLECTED on the PRINCIPAL and other articles of IMPORTED MERCHANDISE subject to duty, in each OFFICIAL year from 1926-27 to 1930-31—continued

ARTICLES	1926-27	1927-28	1928-29	1929-30	1930-31
	R	R	R	R	R
SCHEDULE II—IMPORT TARIFF—continued					
PART V—continued					
<i>Articles which are liable to duty at 15 per cent ad valorem—continued</i>					
(I)—Articles wholly or mainly manufactured—continued					
Lead, red, dry	1,70,360	1,44,785*	—	—	—
“ white, dry	82,420	48,740*	—	—	—
Turpentine	64,681	36,317*	—	—	—
Vermilion, Canton	25,899	18,619	19,011	26,246	21,665
Zinc, white, dry	56,328	65,056*	—	—	—
All other sorts of dyes, paints and colours	20,28,888	23,49,021	25,38,869	25,19,699	17,56,828
TOTAL OF DYES, PAINTS AND COLOURS †	51,37,392	38,72,652	26,19,420	26,19,769	18,36,218
Furniture, Cabinetware and Manufactures of Wood—					
Furniture, cabinetware and all other manufactures of wood not otherwise specified	13,44,418	15,55,737	16,08,548	19,25,221	14,33,284
Glassware and Earthenware—					
Glass and Glasware, lacquered ware, earthenware, china and porcelain, all sorts, except glass bangles, beads and false pearls	33,71,689	31,57,867	32,00,844	32,41,046	22,85,598
Hides and Skins and leather—					
Hides and skins not otherwise specified, leather and leather manufactures, all sorts, not otherwise specified	5,63,504	5,37,935	5,18,457	5,29,653	3,81,757
Machinery—					
Machinery and component parts thereof, meaning machines or parts of machines to be worked by manual or animal labour	16,89,499	18,03,077	17,30,017	15,58,765	13,00,466
Metals—Iron and Steel—					
All sorts of Iron and Steel, and manufactures thereof, not otherwise specified—					
Cans, tinned	74,353	93,439	82,332	89,482	2,19,493
All other sorts, including wire netting	7,81,206	6,74,768	5,09,425	3,40,245	4,37,564
TOTAL OF IRON AND STEEL	8,55,559	7,68,207	5,91,757	4,29,727	7,07,057
Metals other than Iron and Steel—					
All sorts of metals other than Iron and Steel, and manufactures thereof, not otherwise specified—					
Brass, patent or yellow metal, sheathing, sheets, braziers, plates, etc.,	26,63,589	25,71,127	24,15,919	20,83,897	18,04,066
“ all other sorts	10,94,187	6,62,617	31,669	16,335	26,318
TOTAL OF BRASS	37,57,776	32,33,744	24,47,588	21,00,232	18,30,384
Copper, braziers, sheets, plates and sheathing	17,54,920	14,12,412	15,25,592	8,11,885	13,20,730
“ nails and composition nails	2,182	328	—	—	—
“ pigs, tiles, ingots, cakes, bricks, and slabs	3,76,669	2,57,579	2,57,016	1,04,238	1,05,850
“ wire, including phosphor-bronze	37,499	53,534	—	—	—
“ all other sorts	2,82,935	2,22,312	1,10,561	56,514	1,18,041
TOTAL OF COPPER	24,04,205	19,46,163	18,93,169	9,72,637	15,39,631
German silver	2,50,900	1,74,455*	—	—	—
Lead, all sorts	1,92,258	1,27,157	8,162†	11,275†	17,469†
Quicksilver	89,100	75,357	1,37,599	1,14,657	1,07,086

* Figures for nine months, April to December, 1927.

† Represent Fig only.

‡ Figures prior to October, 1927, include coal tar dyes.

GROSS amount of CUSTOMS duty COLLECTED on the PRINCIPAL and other articles of IMPORTED MERCHANDISE subject to duty, in each OFFICIAL year from 1926-27 to 1930-31—continued

ARTICLES	1926-27	1927-28	1928-29	1929-30	1930-31
	R	R	R	R	R
SCHEDULE II—IMPORT TARIFF—continued					
PART V—concluded.					
<i>Articles which are liable to duty at 15 per cent ad valorem—continued</i>					
III.—Articles wholly or mainly manufactured—concluded					
Metals other than Iron and Steel—continued					
All other sorts of metals	23,59,041	26,24,510	37,39,562	43,02,107	31,18,180
TOTAL OF METALS OTHER THAN IRON AND STEEL	90,53,230	81,81,336	82,76,080	75,01,008	66,07,740
Paper, Pasteboard and Stationery—					
Paper and articles made of paper and papier maché, pasteboard, millboard and cardboard, all sorts, and stationery, including ruled or printed forms and account and manuscript books, labels, advertising circulars, sheet or card almanacs and calendars, Christmas, Easter, and other cards, including cards in booklet form, including also wastepaper and old newspapers for packing, but excluding trade catalogues and advertising circulars imported by packet, book, or parcel post	49,61,102	49,29,835	54,45,698	59,87,645	48,22,536
Yarn and textile fabrics—					
Cotton thread, other than sewing and darning thread, and all other manufactured cotton goods not otherwise specified	8,36,179	5,44,001	5,57,801	6,20,538	4,12,143
Flax, twist and yarn, and manufactures of flax	4,29,486	5,11,730	4,93,848	4,66,528	3,22,236
Woolen hosiery and millinery	13,11,715	20,30,680	20,44,692	17,14,160	18,02,255
Hemp manufactures	66,071	31,551	43,128	48,094	26,361
Woollery (excluding articles made of silk)	21,63,646	21,48,418	25,47,480	24,69,184	14,51,875
Jute twist and yarn, and jute manufactures, excluding second hand or used gunny bags	1,00,205	92,306	71,334	85,120	60,679
Silk yarn, noils and warps and silk thread	14,64,347	11,97,778	12,60,456	10,93,656	8,07,105
Woollen yarn, knitting wool, and other manufactures of wool including felt	59,29,319	69,93,685	62,67,085	52,43,644	28,77,184
All other sorts of yarn and textile fabrics not otherwise specified	40,46,962	47,36,715	41,96,166	41,77,207	26,23,865
Silk goods required for medical purposes	829	518	21	157	70
Miscellaneous—					
Art, works of	35,885	34,583	43,526	20,383	21,773
Bangles, celluloid (c)	1,37,787	1,54,745	1,74,704	1,15,375	—
Brushes and brooms	2,00,498	2,00,424	2,00,472	2,01,201	1,48,847
Building and Engineering materials, including asphalt, bricks, cement, chalk and lime, clay, pipes of earthenware, tiles, and all other sorts of building and engineering materials not otherwise specified	15,52,053	14,51,327	11,73,074	13,68,361	11,35,017
Candles	35,174	46,388	30,905	33,576	19,628
Cinematograph films†	4,22,854*	4,42,330*	4,99,691*	5,17,695*	6,03,984*
Cordage and rope and twine of vegetable fibre	2,90,845	2,62,072	1,62,542	2,07,032	1,56,642
Coir yarn	2,547	2,189	1,266	3,830	1,215
Fireworks specially prepared as danger or distress lights for use of ships	9,061	8,592	2,451	3,689	4,410
Furniture, tackle and apparel, not otherwise described, for steam, sailing, rowing, and other vessels	6,892	15,478	9,274	22,801	10,432
Mats and matting	56,115	79,023	86,406	85,384	84,254
Oilcakes	5,077	3,555	998	792	415
Oil-cloth and floor-cloth	1,81,178	1,81,784	1,93,778	2,44,917	1,58,576
Packing-Engine and Boiler—all sorts, excluding packing forming a component part of any article included in machinery and railway materials	1,34,939	1,71,561	1,38,898	1,27,713	1,10,523
Perfumery, excluding perfumed spirits	51,915	68,532	77,244	64,136	53,080
Pitch, tar, and dammer	1,27,604	1,67,361	1,33,240	1,23,720	1,10,077
Polishes and compositions	3,46,578	3,60,916	3,91,734	4,09,041	3,37,534
Rubber tyres and other manufactures of rubber, not otherwise specified	10,15,725	10,09,979	9,43,198	8,72,468	7,23,095
Pneumatic rubber tyres and tubes for motor cars, motor lorries, motor cycles, motor scooters, bicycles and tricycles (e)	38,39,541	30,09,497	33,10,430	37,29,152	30,82,214
Soap	22,37,775	23,31,622	23,45,960	24,82,711	16,89,885
Starch and farina (b)	2,64,749	1,22,707	—	—	—
Stone and marble, and articles made of stone and marble	1,48,327	1,12,598	92,201	67,449	55,599
Toilet requisites, not otherwise specified	8,36,054	9,46,735	9,92,295	11,29,423	8,32,994
All other articles, wholly or mainly manufactured not otherwise specified	2,67,651	10,16,856	12,59,781	17,19,788	12,32,808
TOTAL OF MISCELLANEOUS	1,29,38,224	1,22,55,354	1,22,04,076	1,35,60,638	1,05,73,691
TOTAL OF III.—ARTICLES WHOLLY OR MAINLY MANUFACTURED	8,38,55,319	8,37,18,077	8,41,19,748	8,42,18,857	6,45,33,330
IV.—Miscellaneous and Unclassified—					
Coral	2,064	6,308	11,102	2,818	1,855
Umbrellas including parasols and sunshades, and fittings therefor	7,59,768	9,31,218	8,34,061	6,51,162	4,83,004
All other articles not otherwise specified, including articles imported by post	61,31,248†	64,64,725†	64,22,791†	63,51,857†	55,85,855†
TOTAL OF IV.—MISCELLANEOUS AND UNCLASSIFIED	69,23,080	74,02,251	72,67,955	70,05,837	60,70,714
TOTAL OF PART V	11,46,80,251	11,71,07,296	11,72,91,685	11,62,18,950	9,14,47,807

* Inclusive of duty collected on cinematograph films imported by post.
 † Exclusive of duty collected on (i) jewellery, (ii) precious stones, (iii) gold and silver thread, (iv) cigarettes and (v) cinematograph films imported by post.
 ‡ The import duty on cinematograph films, exposed, has been raised to 30 per cent with effect from 1st March, 1931.
 (a) Figures prior to March, 1927, represent duty realised at 30 per cent ad valorem.
 (b) Free of duty from October, 1927. Figures from October, 1927, represent duty collected on the Bills of Entry presented prior to October, 1927.
 (c) Duty realised at 30 per cent with effect from the 29th March, 1930.

No. 15—continued

GROSS amount of CUSTOMS duty COLLECTED on the PRINCIPAL and other articles of IMPORTED MERCHANDISE subject to duty, in each OFFICIAL year from 1926-27 to 1930-31—continued

ARTICLES	1926-27	1927-28	1928-29	1929-30	1930-31
SCHEDULE II—IMPORT TARIFF—continued					
PART VI					
<i>Articles which are liable to duty at 30 per cent ad valorem</i>					
—Food, Drink, and Tobacco—					
Confectionery	8,83,372	8,43,482	8,81,039	7,81,731	6,57,165
I.—Articles wholly or mainly manufactured—					
Arms, ammunition and Military Stores—					
Gunpowder for cannons, rifles, guns, pistols and other sporting purposes	45,132	48,317	40,530	33,369	27,382
All other sorts of arms, etc.	5,25,335	5,05,752	4,81,376	5,20,802	4,45,431
Outfery, Hardware, Implements and Instruments—					
Clocks and watches and parts thereof	7,83,408	7,72,964	8,10,880	7,23,896	5,14,759
Articles plated with gold and silver excluding surgical instruments (a)	3,14,571	4,77,729	5,38,020	5,00,714	2,25,329
Musical instruments and parts thereof	7,90,465	6,55,840	7,27,587	10,47,672	7,75,806
Glassware and Earthenware—					
Glass bangles and beads and false pearls	81,03,437	28,87,144	28,81,081	32,48,993	—
Metals—					
Gold plate, gold thread and wire and gold manufactures all sorts	85,644*	30,128*	53,417*	41,084*	44,965
Silver plate, silver thread and wire and silver manufactures all sorts	6,48,417*	4,98,697*	6,02,042*	5,86,641*(b)	— (c)
Yarn and Textile Fabrics—					
Silk piecegoods and other manufactures of silk	78,34,099	88,21,552	87,69,804	79,00,394	50,15,587
Miscellaneous—					
Bangles, beads and false pearls	—	—	—	—	20,87,895
Fire-works	5,71,593	4,26,255	5,11,638	4,86,786	2,32,394
Ivory, manufactured	5,375	7,655	6,631	7,980	7,389
Jewellery and jewels	6,67,433†	2,14,092†	2,19,077†	3,09,079†	1,84,321†
Prints, engravings and pictures, etc.	92,649	1,19,906	1,05,022	1,41,006	77,658
Smokers' requisites excluding tobacco and matches	2,24,778	2,36,025	1,96,260	1,87,119	1,15,285
Toys, games, playing cards and requisites for games and sports including bird shot	17,65,707	18,77,730	20,37,023	19,05,813	14,60,770
TOTAL OF III—ARTICLES WHOLLY OR MAINLY MANUFACTURED	1,74,28,078	1,75,79,792	1,79,70,433	1,76,47,348	1,11,65,086
TOTAL OF PART VI	1,83,11,445	1,84,23,224	1,88,51,466	1,84,29,079	1,18,23,286
PART VII					
<i>Articles which are liable to protective duty at special rates.</i>					
—Articles wholly or mainly manufactured—					
CONVEYANCES—					
tubs, tipping wagons and the like conveyances designed for use on light rail track, if adapted to worked by manual or animal labour and if made mainly of iron or steel; and component parts thereof made of iron or steel	1,30,243	—	—	—	—
(a) If of British manufacture	—	80,236	23,891	24,057	18,604
(b) If not of British manufacture	—	67,103	70,161	59,355	23,915

* Inclusive of duty collected on gold and silver thread imported by post.
† Inclusive of duty collected on jewellery imported by post.
‡ Liable to an additional duty of 10 per cent, with effect from 1st March, 1931

(a) Figures prior to April, 1928, include surgical instruments.
(b) Includes duty realized at 33 per cent, on 31st March 1930.
(c) Transferred to "non-protective special duties".

GROSS amount of CUSTOMS duty COLLECTED on the PRINCIPAL and other articles of IMPORTED MERCHANDISE subject to duty, in each OFFICIAL year from 1926-27 to 1930-31—continued

ARTICLES	1926-27	1927-28	1928-29	1929-30	1930-31
	R	R	R	R	R
SCHEDULE II—IMPORT TARIFF—continued					
PART VII—continued					
<i>Articles which are liable to protective duty at special rates—continued</i>					
III.—Articles wholly or mainly manufactured—continued					
METALS—IRON AND STEEL.					
IRON angle, channel and tee—					
(a) fabricated, all qualities	7,735	—	—	—	—
(i) of British manufacture	—	791	234	4,161	16,205
(ii) not of British manufacture	—	578	3,920	878	878
(b) not fabricated, kinds other than galvanized, tinned or lead-coated and other than Crown or superior qualities	982	1	—	—	—
(i) of British manufacture	—	1,028	15,019	2,112	564
(ii) not of British manufacture	—	785	2,523	1,304	2,049
IRON, COMMON BAR not galvanized, tinned or lead-coated if not of any shape and dimension specified in clause (a) or clause (c) of No. 62	9,10,451	14,416	—	—	—
(i) of British manufacture	—	4,563	4,664	12,007	862
(ii) not of British manufacture	—	1,47,739	1,34,563	75,374	62,186
IRON OR STEEL NAILS, wire or French	9,02,800	8,06,406	1,993	—	—
BOLTS AND NUTS, including hook bolts and nuts for roofing	—	—	6,21,877	4,89,957	3,33,452*
IRON OR STEEL PIPES and tubes and fittings therefor, if riveted or otherwise built up of plates or sheets.	7,443	12,404	—	—	—
(a) galvanized	—	3,818	4,312	4,891	9,343
(b) not galvanized—					
(i) not under ½-inch thick—					
of British manufacture	—	4,878	2,887	8,978	16,186
not of British manufacture	—	698	3,124	720	2,37,104
(ii) under ½-inch thick—					
of British manufacture	—	1,412	6,605	3,494	2,990
not of British manufacture	—	75	371	5,504	2,130
Plates not under ½-inch thick—					
Ship, tank, bridge and Common, not fabricated	8,02,781	10,101	—	—	—
Cuttings, all kinds	5,110	408	—	—	—
All kinds, fabricated	1,72,429	—	—	—	—
IRON OR STEEL plates or sheets (including cuttings, discs and circles) not under ½-inch thick and not of cast iron—					
(a) fabricated, all qualities—					
(i) of British manufacture	—	97,910	61,070	13,702	35,800
(ii) not of British manufacture	—	27,042	12,957	22,267	5,812
(b) not fabricated, chequered and ship, tank, bridge and common qualities—					
(i) of British manufacture	—	4,32,981	5,15,880	4,57,086	2,01,560
(ii) not of British manufacture	—	8,77,766	7,64,670	5,05,317	4,17,611
Sheets under ½-inch thick—					
Not fabricated—					
Black whether corrugated or flat	9,85,160	6,804	—	—	—
Galvanized whether corrugated or flat	1,19,61,738	2,495	—	—	—
Cuttings, black or galvanized	32,015	408	—	—	—

* Includes Rs. 18,112 realised on iron or steel rivets during March 1931;

No. 15—continued

GROSS amount of CUSTOMS duty COLLECTED on the PRINCIPAL and other articles of IMPORTED MERCHANDISE subject to duty, in each OFFICIAL year from 1926-27 to 1930-31—continued

ARTICLES	1926-27	1927-28	1928-29	1929-30	1930-31
	R	R	R	R	R
SCHEDULE II—IMPORT TARIFF—continued					
PART VII—continued					
<i>Articles which are liable to protective duty at special rates—continued</i>					
III.—Articles wholly or mainly manufactured—continued					
METALS—IRON AND STEEL—contd.					
IRON OR STEEL sheets (including cuttings, discs and circles) under 1/4-inch thick—					
(a) fabricated	60,058	—	—	—	—
(i) galvanized	—	68,507	43,939	38,782	25,840
(ii) all other sorts not otherwise specified—	—	—	—	—	—
of British manufacture	—	14,581	10,354	24,047	1,409
not of British manufacture	—	83,846	12,660	9,063	18,505
(b) not fabricated—	—	—	—	—	—
(i) galvanized	—	99,49,352	97,44,636	75,62,190	53,59,405
(ii) all other sorts not otherwise specified—	—	—	—	—	—
of British manufacture	—	6,15,651	8,75,534	6,94,885	5,09,916
not of British manufacture	—	8,88,819	7,33,486	3,83,054	8,17,087
Disks and circles cut from plates or sheets of the kind specified above—					
Galvanized	2,469	152	—	—	—
Not galvanized	1,67,554	802	—	—	—
IRON OR STEEL WIRE, other than barbed or stranded fencing wire, wire rope or wire netting					
	3,37,392	4,86,086	11,909	15,456	—
IRON OR STEEL, the original material (but not including machinery) of any ship or other vessel intended for inland or harbour navigation which has been assembled abroad, taken to pieces and shipped for reassembly in India.					
	—	1,10,419	1,40,025	47,950	48,941
Provided that articles dutiable under this item shall not be deemed to be dutiable under any other item.					
IRON OR STEEL RAILWAY TRACK MATERIAL—					
A.—Rails 30 lbs. and over per yard and fish-plates therefor					
Spikes and tie-bars	1,56,146	8,518	—	—	—
B.—Rails (including tramway rails the heads of which are not grooved)—					
(a) (i) 30 lbs. per yard and over	—	18,45,063	5,81,777	2,67,863	91,700
(ii) fish-plates therefor	—	72,242	36,727	19,266	12,258
(iii) spikes and tie-bars therefor—	—	—	—	—	—
of British manufacture	—	24,167	18,962	1,306	—
not of British manufacture	—	1,43,686	1,14,894	42,864	—
Rails under 30 lbs. per yard and fish-plates therefor	1,72,514	11,494	—	—	—
(b) under 30 lbs. per yard, and fish-plates, spikes and tie-bars therefor—	—	—	—	—	—
If of British manufacture	—	74,063	14,831	19,623	8,203
If not of British manufacture	—	94,410	86,581	59,915	38,481
Switches, crossings, etc.	1,97,757	532	—	—	—
C.—Switches and crossings and the like materials not made of alloy steel, including switches and crossings and the like materials for tramway rails the heads of which are not grooved—					
(i) for rails 30 lbs. per yard and over	—	1,55,811	1,44,469	1,07,566	44,760
(ii) for rails under 30 lbs. per yard—	—	—	—	—	—
of British manufacture	—	3,777	2,558	304	584
not of British manufacture	—	6,137	8,868	3,236	3,436
D.—Sleepers other than cast iron, and keys and distance pieces and the like for use with such sleepers					
E.—Spikes and tiebars—					
of British Manufacture	—	—	—	—	1,281
not of British manufacture	—	—	—	—	1,16,534
IRON, angle and tee, not otherwise specified and beam, channel, zed, trough and piling—					
(a) fabricated	1,14,586	—	—	—	—
(i) of British manufacture	—	59,302	58,055	52,799	24,056
(ii) not of British manufacture	—	8,253	4,205	4,992	11,017
(b) not fabricated	31,41,881	9,607	—	—	—
(i) of British manufacture	—	12,71,609	11,20,636	11,14,633	6,16,367
(ii) not of British manufacture	—	34,89,802	31,00,168	20,02,734	20,19,732

† Includes Rs. 5,549, realised on gibs, cotters, keys, distance pieces and other fastenings during March, 1931.
‡ " Rs. 60 " on dogspeaks during March, 1931.

GROSS amount of CUSTOMS duty COLLECTED on the PRINCIPAL and other articles of IMPORTED MERCHANDISE subject to duty, in each OFFICIAL year from 1926-27 to 1930-31—concluded

ARTICLES	1926-27	1927-28	1928-29	1929-30	1930-31
	₹	₹	₹	₹	₹
SCHEDULE II—IMPORT TARIFF—concluded					
PART VII—concluded					
<i>Articles which are liable to protective duty at special rates—concluded</i>					
III—Articles wholly or mainly manufactured—concluded					
Metals—Iron and Steel—contd.					
STEEL, bar and rod, not otherwise specified	48,46,214	30,994	—	—	—
(i) of British manufacture	—	4,12,958	8,91,069	6,24,598	4,12,178
(ii) not of British manufacture	—	39,40,029	25,35,323	27,36,025	18,02,261
STEEL, STRUCTURES, fabricated partially or wholly, not otherwise specified, if made mainly or wholly of steel bars, sections, plates—or sheets, for the construction of buildings, bridges, tanks, well-curbs, trees, towers and similar structures or for parts thereof, but not including builders, hardware, etc.	11,16,102	93,417	—	—	—
(i) of British manufacture	—	10,66,038	10,67,230	8,74,811	7,58,927
(ii) not of British manufacture	—	5,63,473	1,27,957	1,28,632	1,87,993
Tin plates and tinned sheets, etc.	18,03,848	22,215	—	—	—
Tin plates cuttings	729	—	—	—	—
STEEL, tin plates and tinned sheets, including tin taggers and cuttings of such plates, sheets or taggers	—	11,79,420	18,08,313	15,09,271	8,19,840†
Total of III—Articles wholly or mainly manufactured	2,76,98,069	2,96,47,578	2,63,45,038	2,13,23,130	1,48,89,859
Paper, pasteboard and stationery—					
Paper and Stationery	23,52,063	25,84,215	28,10,056	29,40,584	20,91,108
YARNS AND TEXTILE FABRICS					
<i>Cotton piecegoods (other than tents of not more than nine yards in length.)†</i>					
<i>(a) Plain grey, that is not bleached or dyed in the piece, if imported in pieces which either are without woven headings or contain any length of more than nine yards which is not divided by transverse woven headings.</i>					
(i) of British Manufacture	—	—	—	—	23,09,000
(ii) Not of British Manufacture	—	—	—	—	85,54,502
<i>(b) Others—</i>					
(i) of British Manufacture	—	—	—	—	1,74,91,848
(ii) Not of British Manufacture	—	—	—	—	88,13,770
Total of Cotton piecegoods	—	—	—	—	3,71,69,720
<i>Miscellaneous—</i>					
Matches*	88,68,592	52,34,649	24,21,564	18,67,575	3,74,962
Undipped splints such as are ordinarily used for match making*	9,251	69,771	55,218	9,772	60
Veneers such as are ordinarily used for making match boxes including boxes and parts of boxes made of such veneers*	45,380	67,656	50,779	16,898	2
TOTAL OF PART VII	3,89,63,355	3,75,43,869	3,15,82,655	2,56,57,959	5,39,75,211
Government Stores including imports by State Railways—					
<i>Articles liable to protective duties—</i>					
Steel railway track material	1,02,333	—	—	—	—
Others	9,69,592	—	—	—	—
Other railway plant and rolling-stock	23,71,309	—	—	—	—
<i>Iron and Steel—</i>					
<i>(a) Liable to additional duties—</i>					
of British Manufacture	—	4,18,130	6,07,917	3,24,271	62,483
not of British manufacture	—	5,67,085	5,07,764	1,63,316	65,956
<i>(b) Not liable to additional duties</i>					
Paper and Stationery	—	18,34,004	6,27,441	1,65,895	32,122
Railway plant and rolling stock (non-protective)	—	1,57,565	1,38,780	1,76,889	1,65,902
Others	—	27,92,508	5,48,742	4,94,437	2,85,210
TOTAL OF GOVERNMENT STORES	59,84,434	50,58,864	42,84,095	45,51,105	57,71,840
GRAND TOTAL	41,97,21,852	42,86,80,830	42,94,35,175	42,83,21,832	39,83,66,646

* Transferred to "protective special duties" with effect from 26th September, 1928.
 † Includes Rs. 11,144 realised on "all other sorts not otherwise specified."
 ‡ Transferred to "protective special duties" with effect from 4th April 1930.

No. 16

GROSS AMOUNT of CUSTOMS DUTY collected on EXPORTED MERCHANDISE subject to DUTY, in each Official year from 1926-27 to 1930-31

ARTICLES	1926-27	1927-28	1928-29	1929-30	1930-31
	R	R	R	R	R
Hides and skins, raw—					
Arsenicated and air dried hides	933	111	...
Cows (including calf skins)	6,04,448	8,21,201	7,05,462	5,21,888	2,86,296
Buffaloes (including calf skins)	1,17,180	3,15,598	2,28,858	1,95,081	1,10,426
Dry salted hides—					
Cows (including calf skins)	4,92,818	6,68,928	6,06,049	6,78,935	4,10,791
Buffaloes (including calf skins)	38,762	46,011	54,972	40,800	29,564
Wet salted hides—					
Cows (including calf skins)	3,772	43,306	43,260	20,910	22,483
Buffaloes (including calf skins)	3,867	4,168	5,444	3,898	5,747
Goat and kid skins	18,09,287	18,02,022	19,81,637	20,26,073	15,54,425
Sheep skins	12,867	32,098	50,329	66,328	60,878
Fate—					
Raw (including cutting)	1,72,26,162	2,18,69,126	2,11,51,166	1,98,84,812	1,48,51,593
Manufactures—					
Sacking	92,01,725	93,70,925	89,78,128	1,07,20,888	82,17,203
Hessians and all other descriptions	1,30,77,565	1,42,49,040	1,20,70,193	1,60,18,590	1,13,59,529
Rice—					
Rice, in the husk	1,56,180	2,17,225	2,71,074	1,54,842	1,15,369
" not in the husk	1,15,11,204	1,04,43,622	96,72,638	1,18,91,054	89,44,316
" flour	889	904	1,128	1,494	1,100
Tea*	50,95,521	1,33,229†	—	—	—
Government Stores	3,746	2,899	709‡	838	272
TOTAL	5,99,56,023	6,05,20,298	5,58,27,864	6,22,21,382	4,59,09,500

* Free of duty from March, 1927.
† Represents duty realised on shipments that took place prior to 1st March, 1927.
‡ Represents duty realised on shipments that took place prior to 1st March, 1927.

AMOUNT of DRAWBACKS PAID and DUTIES REFUNDED on the PRINCIPAL and other

ARTICLES	DRAWBACKS						
	1926-27	1927-28	1928-29	1929-30	1930-31	1926-27	1927-28
	R	R	R	R	R	R	R
SCHEDULE II—IMPORT TARIFF							
PART II.							
<i>Articles which are liable to duty at special rates</i>							
I—Food, Drink and Tobacco—							
Fish, salted, wet or dry	1	2	166	47
Fruits and Vegetables— Currants	1
Liquors— Ale, beer, porter, cider, and other fermented liquors	3,858	5,199	3,084	1,384	815	17,687	22,674
Spirit	6,023	12,222	5,024	5,365	10,706	2,03,836	2,27,277
Wines	702	1,809	1,837	1,016	626	16,865	14,415
Total of Liquors	11,183	18,780	9,995	7,765	12,146	2,37,841	2,64,260
Sugar	87,460	6,788	2,684	1,687	1,604	2,22,531	2,18,083
Saccharine	656	656	76	..
Salt	4	..	4	..	73,648	1,00,833
Tobacco— Unmanufactured	19	223	3,855	5,250
Cigars and Cigarettes	9,087	21,403	14,561	30,948	15,446	3,306	11,917
All other sorts of manufactured tobacco	274	5,335	2,675	183	959	577	802
Total of Tobacco	10,261	26,757	17,459	31,136	16,405	7,788	17,976
Total of I—Food, Drink and Tobacco	1,08,905	52,917	30,189	40,592	30,901	5,42,000	6,01,204
II—Raw materials and produce and articles mainly unmanufactured—							
Coal, Coke and Patent fuel	15,713	21,868	19,090	18,532	18,063	2,071	731
Tin, block	2,644	2,429	2,057	947	..	3,113
Oils— Petroleum, all sorts	1,16,501	1,03,747	87,762	68,103	81,191	52,023	42,071
Total of II—Raw materials, etc.	1,32,214	1,27,754	1,09,281	88,692	1,00,201	54,099	45,915
III—Articles wholly or mainly manufactured—							
Arms, Ammunition and Military Stores— Fire-arms and parts thereof	26,670	25,924	24,452	24,123	21,667	4,926	5,778
Carriages and Carts— Motor cars, motor cycles and motor scooters	1,29,725	1,50,519	1,58,047	1,40,512	1,09,839	75,581	88,409
Chemicals, Drugs and Medicines— Opium
Machinery— Cotton, hair and canvas ply belting for machinery (a)	229	107	24
Rubber insulated copper wires and cables, etc. (b)	23
Metals— Silver bullion or coin except current coin of the Government of India and silver sheets and plates, etc. (c)	2,17,849
Silver Plate, silver thread and wire (including so-called gold thread and wire mainly made of silver) silver manufactures, all sorts not otherwise specified.	11,739
Yarn and Textile Fabrics— Artificial silk yarn and thread †	24,708	3,190	5,505	3,597	..	1,291
Cotton twist and yarn, etc.	60,116	67,855	68,711	32,188	22,988	2,023	3,095
“ piecegoods (a)	4,55,430	3,91,402	3,06,320	3,12,951	..	6,40,571	5,70,171
Silk mixtures	560	1,915	1,686	2,084	3,001	1,872	1,208
Yarn (excluding cotton yarn) such as is ordinarily used for the manufacture of belting for machinery (b)
Total of Yarn and Textile Fabrics	5,16,106	4,85,880	4,39,907	3,52,723	29,586	6,44,471	5,75,765
Miscellaneous— Printing Type (e)	8	37
Portland Cement	1,374	979	158	990	300	598	4,506
Printer's Ink	82	112	390	169	220	297
Total of III—Articles wholly or mainly manufactured	6,74,375	6,63,334	6,22,900	5,18,858	3,91,233	7,25,796	6,74,755
Total of Part II	9,15,494	8,44,005	7,62,320	6,48,142	5,22,335	3,21,896	13,21,874
PART III.							
<i>Articles which are liable to duty at 2½ per cent ad valorem</i>							
—Food, Drink and Tobacco—							
Grain and Pulse (excluding flour)
Provisions and Oilman's Stores, Vinegar in Casks	31	..
Total of I—Food, Drink and Tobacco	1	3	..
—Raw materials and produce and articles mainly unmanufactured—							
Wood and Timber— Firewood	34	..
Total of II—Raw materials, etc.

(a) Separately recorded from April, 1929.

(b) Dutiable from April, 1929.

(c) Transferred to "protective duty" group with effect from 4th April, 1930.

(d) Dutiable from 1st March, 1930.

ARTICLES IMPORTED and EXPORTED, in each Official Year from 1926-27 to 1930-31

FUNDS			TOTAL					ARTICLES	
1926-27	1927-28	1928-29	1929-30	1930-31	1926-27	1927-28	1928-29		1929-30
R	R	R	R	R	R	R	R	R	R
41	34	107	167	40	41	34	107		
8	20	9	4	20	9		
29,160	30,092	34,207	21,495	27,773	32,194	31,476	35,022		
1,79,138	1,74,135	1,04,054	2,10,462	2,39,499	1,84,762	1,79,500	1,14,760		
19,061	17,407	15,288	17,067	15,724	20,398	18,423	15,911		
2,27,359	2,21,634	1,53,547	2,49,024	2,32,996	2,37,354	2,29,399	1,65,693		
2,27,597	1,45,644	2,59,683	3,09,991	2,24,851	2,30,281	1,47,331	2,61,376		
28	40	250	76	656	26	40	908		
1,21,282	1,11,204	1,42,438	76,648	1,00,337	1,21,282	1,11,208	1,42,438		
3,989	..	42	3,855	5,269	4,212	..	42		
7,392	6,225	23,949	13,293	33,320	21,953	37,173	44,395		
5,333	924	483	851	6,143	8,058	1,112	1,447		
16,764	7,149	29,479	17,999	44,732	34,223	38,335	45,884		
5,93,072	4,85,725	5,85,513	6,50,905	6,54,121	6,23,211	5,26,317	6,16,413		
1,129	786	1,106	17,734	22,094	20,219	19,318	19,169		
1,183	1,947	3,975	..	5,757	3,612	4,004	4,922		
53,510	43,127	71,647	1,63,529	1,45,818	1,41,272	1,16,230	1,53,338		
55,822	50,860	76,723	1,36,313	1,73,669	1,65,103	1,39,552	1,76,929		
16,111	7,762	11,077	31,596	31,702	40,563	31,890	32,744		
1,02,523	1,32,767	1,35,154	2,05,306	2,33,923	2,60,570	3,23,270	2,44,993		
..		
4,791	2,048	1,143	5,020	2,155	1,172		
..	139	324	139	347		
..	92	14,19,070	92	16,36,919		
..	..	10,527	22,206		
5,023	6,004	1,207	..	25,999	3,213	11,509	4,804		
14,429	4,413	8,455	62,144	70,950	83,140	36,596	31,443		
5,70,856	2,92,986	..	10,96,001	9,61,573	9,37,176	6,05,937	..		
1,397	2,097	3,300	2,432	3,123	3,033	4,131	6,301		
..	..	1	1		
5,91,705	3,05,500	12,963	11,60,577	10,61,645	10,31,612	6,58,223	42,549		
..	71	103	79	140		
6,329	4,876	3,753	2,473	5,435	6,432	5,866	4,053		
216	207	99	220	329	323	597	268		
7,21,675	5,93,462	15,94,213	14,00,171	13,33,039	13,44,575	10,22,320	10,85,451		
13,70,569	10,40,047	22,56,453	22,37,339	21,05,379	21,32,339	16,88,139	27,73,793		
..	31		
35	..	50	4	..	35	..	50		
35	..	50	35	..	35	..	50		
..		
..		

SCHEDULE II—IMPORT TARIFF

PART II.

Articles which are liable to duty at special rates

I—Food, Drink and Tobacco—

Fish, salted, wet or dry

Fruits and Vegetables—
Currants

Liquors—

Ale, beer, porter, elder and other fermented liquors

Spirit

Wines

Total of Liquors

Sugar

Saccharine

Salt

Tobacco—

Unmanufactured

Cigars and Cigarettes

All other sorts of manufactured tobacco

Total of Tobacco

Total of I—Food, Drink and Tobacco

II—Raw materials and produce and articles mainly unmanufactured—

Coal, Coke and Patent fuel

Tin, block

Oils—

Petroleum, all sorts

Total of II—Raw materials, etc.

III—Articles wholly or mainly manufactured—

Arms, Ammunition and Military Stores—

Fire-arms and parts thereof

Carriages and Carts—

Motor cars, motor cycles and motor scooters

Chemicals, Drugs and Medicines—

Opium

Machinery—

Cotton, hair and canvas ply belting for machinery. (a)

Rubber insulated copper wires and cables, etc. (b)

Metals—

Silver bullion or coin except current coin of the Government of India and silver sheets and plates, etc. (c)

Silver plate, silver thread and wire (including so-called gold thread and wire mainly made of silver), silver manufactures, all sorts not otherwise specified.

Yarn and Textile Fabrics—

Artificial silk yarn and thread †

Cotton twist and yarn, etc;

.. piecegoods (d)

Silk mixtures

Yarn (excluding cotton yarn) such as is ordinarily used for the manufacture of belting for machinery (a)

Total of Yarn and Textile Fabrics

Miscellaneous—

Printing Type (e)

Portland Cement

Printer's ink

Total of III—Articles wholly or mainly manufactured

Total of Part II

PART III.

Articles which are liable to duty at 2½ per cent ad valorem

I—Food, Drink and Tobacco—

Grain and Pulse (excluding flour)

Provisions and Oilman's Stores, Vinegar in Casks

Total of I—Food, Drink and Tobacco

II—Raw materials and produce and articles mainly unmanufactured—

Wood and Timber—

Firewood

Total of II—Raw materials, etc.

† Separately recorded from October, 1927.
(a) Separately recorded from April, 1929.

AMOUNT of DRAWBACKS PAID and DUTIES REFUNDED on the PRINCIPAL and other

ARTICLES	DRAWBACKS					1926-27	1927-28
	1926-27	1927-28	1928-29	1929-30	1930-31		
	R	R	R	R	R	R	R
SCHEDULE II—IMPORT TARIFF—continued							
PART III—continued							
<i>Articles which are liable to duty at 2½ per cent ad valorem—continued</i>							
III—Articles wholly or mainly manufactured—							
Chemicals, etc.—							
Coppers, green	12
Machinery*	6,625	7,427	2,529	50,810	68,225
Miscellaneous—							
Acropplanes, aeroplane engines and parts thereof	40	144	400	40	490	972
Printing and Lithographing materials	187	210	184	..	1	1,089	162
Bags for the withering of tea leaf
Fodder, bran and pollards	1,182	1,782
Total of III—Articles wholly or mainly manufactured	6,762	7,677	2,807	400	41	54,071	71,108
Total of Part III	6,768	7,677	2,807	400	41	54,105	71,108
PART IV.							
<i>Articles which are liable to duty at 10 per cent ad valorem</i>							
II—Raw materials and produce and articles mainly unmanufactured—							
Metallic ores and scrap iron or steel for remanufacture—							
Iron or Steel, old	84	415
III—Articles wholly or mainly manufactured—							
Hardware, Implements and Instruments—							
Telegraphic instruments and apparatus and parts thereof imported by or under the orders of a Railway Administration	58	..	115	12
Metals—							
Iron and Steel—							
Iron	178	..	22	923	726	1,338	1,390
Iron or Steel	4,450	5,097	10,429	2,769	1,669	30,981	58,540
Steel	1,489	5,848	174	532	414	1,704	32,277
Total of Metals—Iron and Steel	6,117	10,945	10,625	5,274	3,109	34,083	87,207
Railway plant and rolling stock	1,153	2,652	249	343	279	2,70,673	19,994
Ships and other vessels, etc.	928	748	780	468	..	1,023	1,598
Total of III—Articles wholly or mainly manufactured	3,108	15,345	11,654	6,138	3,388	3,05,894	1,08,811
Total of Part IV	3,198	15,345	11,654	6,138	3,388	3,05,978	1,09,226
PART V.							
<i>Articles which are liable to duty at 15 per cent ad valorem</i>							
I—Food, Drink and Tobacco—							
Fish							
Fish	289	354	31	347	94	603	466
Fruits and Vegetables							
Fruits and Vegetables	8,241	8,089	11,049	3,989	3,185	12,817	4,778
Grain, Pulse and Flour—							
Flour							
Flour	81	43	708	43	8	42	2,773
Provisions and Oilman's Stores							
Provisions and Oilman's Stores	37,048	29,475	51,787	25,935	23,918	21,269	38,905
Tea							
Tea	86,173	20,148	8,984	20,100	19,827	15,757	21,076
Other Food and Drink—							
Coffee							
Coffee	7,475	3,352	3,748	1,043	6,308	15,125	6,588
Other sorts							
Other sorts	24	44	63	147	381	354	652
Other sorts 24	.. 44	.. 63	.. 147	.. 381	.. 354	.. 652
Total of Other Food and Drink	24	44	63	147	381	354	652
Total of Other Food and Drink	24	44	63	147	381	354	652
Total of I—Food, Drink and Tobacco	1,30,981	61,506	76,545	51,604	58,721	65,068	75,233
Total of I—Food, Drink and Tobacco	1,30,981	61,506	76,545	51,604	58,721	65,068	75,233

* Free of duty from October, 1929.
 * Free of duty from October, 1922.

ARTICLES IMPORTED and EXPORTED, in each Official Year from 1926-27 to 1930-31—continued

REFUNDS			TOTAL					ARTICLES
1928-29	1929-30	1930-31	1926-27	1927-28	1928-29	1929-30	1930-31	
R	R	R	R	R	R	R	R	
								SCHEDULE II—IMPORT TARIFF —continued
								PART III—continued <i>Articles which are liable to duty at 2½ per cent ad valorem</i> —continued
								III—Articles wholly or mainly manufactured—
								Chemicals, etc.—
								Copperas, green
								Machinery *
20,369	4	..	57,435	75,652	28,798	4	..	
								Miscellaneous—
								Aeroplanes, aeroplane engines and parts thereof
967	792	16	490	1,012	1,111	1,192	56	Printing and lithographing materials
497	5	1	1,776	372	631	5	2	Bags for the withering of tea leaf
								Fodder, bran and pollards
2,169	2,026	1,019	1,182	1,732	2,169	2,026	1,019	
20,902	2,827	1,086	60,838	78,780	32,709	3,227	1,077	Total of III—Articles wholly or mainly manufactured
20,987	2,827	1,086	60,868	78,780	32,744	3,227	1,127	Total of Part III
								PART IV <i>Articles which are liable to duty at 10 per cent ad valorem.</i>
								II—Raw materials and produce and articles mainly unmanufactured—
								Metallic ores and scrap iron or steel for remanufacture—
								Iron or Steel, old
246	..	111	84	415	246	..	111	
								III—Articles wholly or mainly manufactured—
								Hardware, Implements and Instruments—
								Telegraphic instruments and apparatus and parts thereof imported by or under the orders of a Railway Administration.
18	..	66	116	12	18	53	66	Metals—
								Iron and Steel—
								Iron
1,854	525	87	1,576	1,890	1,876	1,448	813	Iron or Steel
37,757	25,908	30,452	35,431	58,637	48,186	29,677	32,421	Steel
5,390	18,353	3,919	3,198	38,125	5,564	18,935	4,333	
45,001	44,786	34,458	40,200	98,152	55,626	50,060	37,567	Total of Metals—Iron and Steel
3,33,340	17,630	8,301	2,71,826	23,646	3,33,589	17,973	8,580	Railway plant and rolling stock
909	471	563	1,951	2,346	1,689	939	563	Ships and other vessels, etc.
3,70,268	62,887	43,888	3,14,092	1,24,156	3,00,922	69,025	46,776	Total of III—Articles wholly or mainly manufactured
3,70,514	62,887	43,499	3,14,176	1,24,571	3,01,163	69,025	46,887	Total of Part IV
								PART V <i>Articles which are liable to duty at 15 per cent ad valorem</i>
								I—Food, Drink and Tobacco—
								Fish
306	126	58	892	820	887	473	152	Fruits and Vegetables
8,359	21,419	19,498	21,058	12,862	19,908	25,408	22,633	Grain, Pulse and Flour—
								Flour
14,085	3	125	123	2,816	14,798	46	133	Provisions and Oilman's Stores
20,453	23,464	21,390	58,917	68,830	81,240	54,309	45,314	Spices
7,636	5,407	8,774	1,01,930	41,224	16,620	25,507	28,601	Tea
7,126	3,55,242	4,40,083	22,600	9,940	10,874	3,56,285	4,55,391	
								Other Food and Drink
								Coffee
825	661	147	878	696	888	308	528	Other sorts
184	961	40	1	..	409	961	49	
1,009	1,622	196	379	696	1,297	1,769	577	Total of Other Food and Drink
68,524	4,12,233	4,09,180	2,05,899	1,30,738	1,45,069	4,63,887	5,52,851	Total of I—Food, Drink and Tobacco

AMOUNT of DRAWBACKS PAID and DUTIES REFUNDED on the PRINCIPAL and other

ARTICLES	DRAWBACKS					DRAWBACKS	
	1926-27	1927-28	1928-29	1929-30	1930-31	1926-27	1927-28
	₹	₹	₹	₹	₹	₹	₹
SCHEDULE II—IMPORT TARIFF—continued							
PART V—continued							
<i>Articles which are liable to duty at 15 per cent ad valorem—continued</i>							
II—Raw materials and produce and articles mainly unmanufactured—							
Gums, resins and lac	1,115	3,346	1,688	719	1,626	1,230	2,236
Oils, all sorts, excluding petroleum shown under Part II	19,929	2,123	2,958	3,995	3,509	18,714	18,077
Seeds	268	2,677	2,127	7,750	851	2,066	4,797
All sorts of Stearine, Wax, grease, etc.	307	385	733	665	2,971	2,500	508
Textile materials—							
Silk, waste, and raw silk including cocoons	43,785	22,923	3,333	6,105	1,535	8,969	3,741
Raw Flax, Hemp, Jute and all other unmanufactured textile materials not otherwise specified	1,806	..	4	62
Wood and Timber	140	120	3,467	1,479	923	5,608	6,629
Miscellaneous—							
Canes and Battans	508	97	13	799	305
Cowries and shells	3	185	664	80	429	1,503
Ivory, unmanufactured	18,013	5,180	6,688	6,440	937	199	55
Precious stones, unset	2,81,103	2,56,620	1,24,550	79,555	1,09,890	2,906	..
All other raw materials	18	1,266	1,049	1,513	3,305	794	2,310
Total of Miscellaneous	2,99,134	2,63,099	1,32,975	83,275	1,14,225	5,127	4,173
Total of II—Raw materials, etc.	3,64,673	2,95,143	1,47,376	1,10,794	1,23,700	44,213	35,223
III—Articles wholly or mainly manufactured—							
Apparel							
Arms, Ammunition and Military Stores—							
Explosives, etc.	123	89	162	103	117	743	22
Conveyances	11,516	11,092	10,274	12,853	23,819	25,467	20,152
Chemical and Drugs and Medicines	14,701	24,503	20,489	14,792	31,730	53,932	51,429
Cutlery, Hardware, Implements and Instruments—							
Cutlery	4,925	1,764	1,914	3,232	730	3,429	6,311
Hardware	1,12,049	1,22,077	1,14,743	1,04,145	67,940	63,041	44,573
All other sorts of Implements and Instruments, etc.	18,555	30,855	26,819	30,265	32,138	44,053	43,641
Total of Cutlery, Hardware, etc.	1,35,529	1,54,696	1,43,476	1,37,602	1,00,808	1,10,523	95,025
Dyes and Colours	40,921	1,90,759	64,635	12,408	4,465	33,335	20,935
Furniture, Cabinetware and manufacture of wood	7,249	14,310	1,12,977	89,060	96,945	3,331	12,103
Glassware and Earthenware	34,657	20,506	18,254	20,559	15,312	11,029	14,252
Hides and Skins and Leather	1,698	7,724	3,295	3,334	2,003	2,023	5,657
Machinery	12,310	7,203	4,032	5,779	6,806	13,531	22,335
Metals—							
Iron and Steel	11,431	17,201	32,329	16,042	6,839	631	3,996
Metals other than Iron and Steel—							
Brass	2,645	3,961	5,854	3,213	2,554	2,191	1,914
Copper	67,023	17,336	4,499	7,907	2,330	31,376	4,187
German Silver	714	1,420
Lead	119	135
Quicksilver	293	260	96	33	..	1,043	1,435
						141	244

ARTICLES IMPORTED and EXPORTED, in each Official Year from 1926-27 to 1930-31—continued

REFUNDS			TOTAL					ARTICLES
1928-29	1929-30	1930-31	1926-27	1927-28	1928-29	1929-30	1930-31	
B	B	B	B	B	B	B	B	
807	680	645	2,345	6,082	2,555	1,349	2,271	SCHEDULE II—IMPORT TARIFF —continued
14,415	16,477	30,724	38,643	15,200	17,368	20,472	34,298	PART V—continued
5,448	946	7,471	2,334	7,474	7,575	8,095	8,322	<i>Articles which are liable to duty at 15 per cent ad valorem</i> —continued
937	5,313	2,269	2,807	898	1,670	5,978	5,240	II—Raw materials and produce and articles mainly unmanufactured—
107	78	234	52,754	26,664	3,440	6,178	1,769	Gums, resins and lac
118	..	185	4	62	118	1,806	185	Oils, all sorts, excluding petroleum shown under Part I:
27,781	26,410	23,153	5,748	6,749	31,248	27,898	29,075	Seeds
								All sorts of Stearine, Wax, grease, etc.
								Textile materials—
								Silk, waste, and raw silk including cocoons
								Raw Flax, Hemp, Jute and all other unmanufactured textile materials not otherwise specified
								Wood and Timber
								Miscellaneous—
164	05	..	799	305	672	192	13	Canes and Battans
190	51	15	429	1,506	375	715	95	Cowries and Shells
68	177	184	18,212	5,295	6,751	6,617	1,121	Ivory, unmanufactured
..	91	..	2,84,009	2,56,620	1,24,550	79,647	1,09,890	Precious stones, unset
451	2,524	1,306	812	3,576	1,500	4,042	4,511	All other raw materials
878	2,938	1,405	3,04,261	2,67,242	1,33,848	91,213	1,15,630	Total of Miscellaneous
50,546	52,795	71,085	4,08,896	3,30,366	1,97,322	1,63,589	1,96,795	Total of II—Raw materials, etc.
								III—Articles wholly or mainly manufactured—
65,000	59,467	31,792	71,301	89,016	94,790	82,084	53,755	Apparel
35	14	32	871	111	197	117	140	Arms, Ammunition and Military Stores—
43,386	34,818	27,834	36,983	31,244	54,160	47,076	50,653	Explosives, etc.
37,436	40,977	41,183	68,633	75,932	57,925	55,769	72,963	Conveyances
								Chemicals and Drugs and Medicines
								Cutlery, Hardware, Implements and Instruments—
5,232	2,332	2,503	3,354	8,575	7,146	5,614	3,233	Cutlery
63,311	58,001	68,838	1,80,090	1,66,650	1,78,554	1,62,146	1,36,778	Hardware
56,690	49,787	60,163	63,208	74,496	83,509	80,052	92,301	All other sorts of Implements and Instruments, etc.
1,25,733	1,10,120	1,31,504	2,51,652	2,49,721	2,69,209	2,47,812	2,32,313	Total of Cutlery, Hardware, etc.
								Dyes and Colours
12,084	6,715	4,583	74,306	2,11,744	76,719	19,123	9,068	Furniture, Cabinetware and manufactures of wood
5,888	19,481	14,059	10,530	26,918	1,18,865	1,08,491	1,11,004	Glassware and Earthenware
19,864	12,507	14,587	45,636	34,753	37,908	33,066	29,899	Hides and Skins and Leather
3,271	1,897	1,187	3,726	13,331	6,566	5,231	3,195	Machinery
22,641	34,892	38,114	26,341	30,033	26,673	40,671	44,920	Metals—
14,977	12,049	6,003	12,112	21,197	47,303	28,091	12,893	Iron and Steel
								Metals other than Iron and Steel—
239	1,175	1,001	4,336	5,875	6,093	4,393	4,155	Brass
12,843	4,406	6,766	88,390	22,073	17,342	12,313	8,996	Copper
..	714	1,420	Gorman Silver
314	1,167	1,630	314	Lead
167	178	225	434	564	293	216	225	Quicksilver

AMOUNT of DRAWBACKS PAID and DUTIES REFUNDED on the PRINCIPAL and other

ARTICLES	DRAWBACKS						
	1926-27	1927-28	1928-29	1929-30	1930-31	1926-27	1927-28
	R	R	R	R	R	R	R
SCHEDULE II—IMPORT TARIFF—continued							
PART V—continued							
<i>Articles which are liable to duty at 15 per cent. ad valorem—continued</i>							
III—Articles wholly or mainly manufactured—continued							
<i>Metals other than Iron and Steel—continued</i>							
Tin	12,099	—	1,041	—
Other metals	311	814	1,787	3,838	6,725	3,424	3,319
Total of Metals other than Iron and Steel	84,204	24,476	12,226	14,096	11,509	30,121	11,159
Paper, Pasteboard and Stationery	8,724	7,494	9,321	10,330	8,491	41,122	89,473
Yarn and Textile Fabrics— Cotton thread, other than sewing and darning thread, and all other manufactured cotton goods not otherwise specified.	11,636	4,533	3,233	1,165	3,893	10,632	4,744
Flax twist and yarn and manufactures	1,702	1,274	297	344	63	908	1,263
Haberdashery and Millinery	8,333	6,115	5,523	4,677	2,327	12,235	15,732
Hemp manufactures	873	140	26	449	46	254	313
Hosiery excluding articles made of silk	8,710	14,099	13,377	3,242	6,819	4,720	4,216
Jute twist and yarn and manufactures	490	114	293	269	1,092	908	1,233
Silk yarn, noils and warps	48,067	30,840	18,412	24,564	5,901	—	312
Woolen yarn and manufactures	31,425	24,861	40,415	23,125	11,110	21,195	13,407
All other sorts of yarn and textile fabrics, not otherwise specified	38,042	47,704	47,083	62,645	27,360	7,867	13,133
Total of Yarn and Textile Fabrics	1,44,323	1,29,390	1,23,664	1,30,430	53,671	53,719	59,353
Miscellaneous—							
Art, works of	3	125	13	250	1,544	5,393	153
Bangles, celluloid	1,508	2,337	97	62	—	230	..
Brushes and Brooms	852	253	475	520	146	770	367
Building and Engineering materials	1,329	306	933	336	313	7,755	15,740
Candles	2	33	31	247	11
Cinematograph films	16,950	13,199	41,472	33,904	64,263	3,441	1,331
Cordage and Rope and Twine of Vegetable fibre	637	539	1,967	303	273	1,764	443
Fireworks, specially prepared as danger or distress lights for the use of ships.	206	1	176
Furniture, tackle and apparel, not otherwise specified, or steam, sailing, rowing and other vessels.	166	130	540	200	94	..
Mats and Matting	694	1,133	312	396	745	91	541
Oilcakes	7	2
Oilcloth and Floorcloth	360	239	429	1,110	351	139	216
Packing-Engine and Boiler, all sorts	741	53	62	11	177	267
Perfumery (excluding perfumed spirit)	3,037	13,393	4,930	2,431	1,454	723	1,093
Pitch, Tar and Dammer	10	339	120	7	37	403	343
Poffishes and compositions	735	632	1,570	593	933	2,321	430
Rubber tyres and other manufactures of rubber	3,669	3,637	2,930	2,029	3,336	5,435	5,541
Pneumatic rubber tyres and tubes for motor cars, motor cycles, etc.*	7,405	9,773	5,929	27,943	30,670	74,973	40,712
Soap	12,453	12,027	6,124	3,436	2,170	4,220	4,145
Starch and Farina†	18	109	740
Stone and Marble and articles thereof	152	75	32	29	43	2,024	1,596
Toilet requisites	1,904	2,934	2,572	2,203	3,622	3,463	3,425
All other articles not otherwise specified	3,163	55,154	10,913	63,323	15,375	20,424	2,24,554
Total of Miscellaneous	59,913	1,22,253	31,743	1,45,561	1,31,772	1,34,263	3,01,705
Total of III—Articles wholly or mainly manufactured	5,96,307	7,59,052	6,71,314	5,86,241	5,20,376	5,67,733	7,70,311
Miscellaneous and unclassified—							
Coral	14
Umbrellas and fittings therefor	633	1,093	491	179	33	1,136	1,272
All other articles including articles imported by post	96,656	62,669	33,324	2,559	5,510	2,37,092	3,32,300
Total of Part V	11,96,255	11,79,462	9,29,750	8,01,761	7,05,344	9,76,247	12,14,339

* Figures, prior to March 1927, represent duty realized at 30 per cent.
† Free of duty from October, 1927

ARTICLES IMPORTED and EXPORTED, in each Official Year from 1926-27 to 1930-31—continued

REFUNDS			TOTAL					ARTICLES
1928-29	1929-30	1930-31	1926-27	1927-28	1928-29	1929-30	1930-31	
R	R	R	R	R	R	R	R	
..	15,040	—	
3,698	7,256	14,368	3,785	4,133	5,485	11,089	21,088	SCHEDULE II—IMPORT TARIFF —continued PART V—continued <i>Articles which are liable to duty at 15 per cent. ad valorem—</i> continued III—Articles wholly or mainly manufactured —continued Metals other than Iron and Steel—continued Tin Other metals Total of Metals other than Iron and Steel Paper, Pasteboard and Stationery Yarns and Textile Fabrics— Cotton thread, other than sewing and darning thread and all other manufactured cotton goods not otherwise specified Flax twist and yarn and manufactures Haberdashery and Millinery Hemp manufactures Hosiery excluding articles made of silk Jute twist and yarn and manufactures Silk yarn noils and warps Woollen yarns and manufactures All other sorts of yarn and textile fabrics, not otherwise specified Total of Yarn and Textile Fabrics Miscellaneous— Art, works of Bangles, celluloid Brushes and Brooms Building and Engineering materials Candles Cinematograph films Cordage and Rope and Twine of Vegetable fibre Fireworks, specially prepared as danger or distress lights for the use of ships. Furniture, tackle and apparel, not otherwise specified for steam, sailing, rowing and other vessels Mats and Matting Oilcakes Oilcloth and Floorcloth Packing Engine and Boiler, all sorts Perfumery (excluding perfumed spirit) Pitch, Tar and Dammar Polishes and compositions Rubber tyres and other manufactures of rubber Pneumatic rubber tyres and tubes for motor cars, motor cycles, etc. Soap Starch and Farina† Stone and Marble and article thereof Toilet requisites All other articles not otherwise specified Total of Miscellaneous Total of III—Articles wholly or mainly manufactured. IV—Miscellaneous and unclassified— Coral Umbrellas and fittings therefor All other articles including articles imported by post Total of Part V
17,291	18,015	22,955	1,14,825	85,635	29,627	28,001	34,404	
29,574	35,328	20,852	49,846	96,967	98,895	45,658	28,843	
3,004	7,407	4,606	22,268	9,277	6,237	8,632	8,099	
1,481	793	1,245	2,610	2,537	1,778	1,137	1,308	
24,503	7,102	5,909	20,618	21,827	32,031	11,779	8,236	
75	27	..	1,127	453	101	476	40	
1,431	2,825	2,068	18,480	18,225	14,808	10,567	8,887	
375	41	305	1,898	1,397	668	310	1,487	
849	15	43,816	43,067	30,852	18,761	24,579	49,777	
38,697	18,848	27,086	52,620	43,268	79,112	46,478	38,146	
27,155	11,120	37,371	45,909	60,842	74,238	73,765	64,731	
99,070	47,238	1,23,640	2,03,047	1,88,748	2,27,734	1,77,718	1,81,817	
2,046	386	1,104	5,396	378	2,059	636	2,648	
229	392	—	1,738	2,337	326	454	—	
314	234	65	1,622	625	789	754	211	
20,477	23,828	9,280	9,084	16,546	21,415	24,659	10,093	
10	32	44	249	44	41	32	44	
4,237	1,587	865	20,391	19,580	45,709	35,441	65,128	
571	1,674	197	2,401	1,032	2,538	1,977	475	
447	15	27	653	16	203	
555	8	..	94	166	685	548	200	
209	116	82	785	1,724	1,021	1,012	327	
488	337	65	7	2	438	337	65	
124	102	234	549	455	553	1,212	585	
118	52	384	177	1,008	171	114	395	
1,188	238	411	3,765	14,996	6,113	2,769	1,865	
191	514	254	418	732	311	521	291	
346	714	340	3,106	1,162	1,916	1,307	1,323	
3,458	6,500	3,227	9,104	8,168	6,368	8,529	12,113	
26,712	26,855	17,601	32,378	50,485	32,641	54,303	48,271	
3,367	2,699	2,673	16,673	16,172	9,491	6,155	4,843	
..	109	758	
1,565	573	2,457	2,176	1,671	1,597	602	2,595	
3,238	4,676	2,480	5,372	6,359	5,860	6,884	6,102	
17,933	1,32,367	92,735	28,537	2,79,708	28,846	2,07,193	1,08,110	
87,818	2,00,894	1,34,525	1,94,181	4,23,958	1,09,561	3,55,455	2,66,297	
5,84,413	6,38,362	6,11,356	11,64,090	16,29,363	12,56,932	12,24,603	11,31,731	
..	
..	
778	525	1,281	1,969	2,365	1,209	14 704	1,319	
4,78,372	9,321	529	3,93,748	3,94,969	5,12,196	11,880	6,039	
1,82,638	11,13,286	11,83,381	21,74,502	23,93,301	21,12,388	10,15,047	18,88,725	

AMOUNT of DRAWBACKS PAID and DUTIES REFUNDED on the PRINCIPAL and other

ARTICLES	DRAWBACKS					DRAWBACKS	
	1926-27	1927-28	1928-29	1929-30	1930-31	1926-27	1927-28
	R	R	R	R	R	R	R
SCHEDULE II—IMPORT TARIFF—continued							
PART V—continued							
<i>Articles which are liable to duty at 15 per cent. ad valorem—continued</i>							
III—Articles wholly or mainly manufactured—continued							
<i>Metals other than Iron and Steel—continued</i>							
Tin	18,099	—	1,941	—
Other metals	311	814	1,787	3,838	6,725	3,424	3,319
Total of Metals other than Iron and Steel	84,204	24,476	12,286	14,996	11,509	80,121	11,169
Paper, Pasteboard and Stationery	8,724	7,494	9,321	10,880	8,401	41,122	39,473
Yarn and Textile Fabrics— Cotton thread, other than sewing and darning thread, and all other manufactured cotton goods not otherwise specified.	11,686	4,533	3,233	1,166	3,893	10,632	4,744
Flax twist and yarn and manufactures	1,703	1,274	297	344	63	908	1,263
Haberdashery and Millinery	8,383	6,115	5,528	4,677	2,327	12,236	15,792
Hemp manufactures	873	140	26	449	46	254	313
Hosiery excluding articles made of silk	8,710	14,009	13,377	8,242	6,819	4,720	4,216
Jute twist and yarn and manufactures	490	114	293	269	1,092	908	1,233
Silk yarn, nolls and warps	42,087	30,640	18,412	24,564	5,961	—	312
Woollen yarn and manufactures	31,425	24,861	40,415	23,125	11,110	21,195	13,407
All other sorts of yarn and textile fabrics, not otherwise specified	38,042	47,704	47,033	62,645	27,360	7,867	13,133
Total of Yarn and Textile Fabrics	1,44,328	1,29,300	1,23,664	1,30,480	58,671	58,719	69,358
Miscellaneous—							
Art, works of	3	123	13	250	1,544	5,893	153
Bangles, celluloid	1,503	2,337	97	62	—	230	..
Brushes and Brooms	852	258	475	520	146	770	367
Building and Engineering materials	1,329	806	938	836	813	7,755	15,740
Candles	2	33	31	247	11
Cinematograph films	16,950	18,199	41,472	33,904	64,263	3,441	1,331
Cordage and Rope and Twine of Vegetable fibre	687	539	1,967	303	278	1,764	443
Fireworks, specially prepared as danger or distress lights for the use of ships.	206	1	176
Furniture, tackle and apparel, not otherwise specified, or steam, sailing, rowing and other vessels.	166	130	540	200	94	..
Mats and Matting	694	1,133	812	896	745	91	541
Oilcakes	7	2
Oilcloth and Floorcloth	360	239	429	1,110	351	139	216
Packing-Engine and Boiler, all sorts	741	53	62	11	177	267
Perfumery (excluding perfumed spirit)	3,037	13,398	4,930	2,431	1,454	723	1,093
Pitch, Tar and Dammer	10	359	120	7	37	403	343
Polishes and compositions	785	632	1,570	593	933	2,321	430
Rubber tyres and other manufactures of rubber	3,669	3,627	2,930	2,029	3,836	5,435	5,541
Pneumatic rubber tyres and tubes for motor cars, motor cycles, etc.	7,406	9,773	5,929	27,943	30,670	74,973	40,712
Soap	12,453	12,027	6,124	3,456	2,170	4,220	4,146
Starch and Farina†	18	109	740
Stone and Marble and articles thereof	152	75	32	29	48	2,024	1,596
Toilet requisites	1,904	2,934	2,572	2,203	3,622	3,463	3,425
All other articles not otherwise specified	3,163	55,154	10,913	68,326	15,375	20,424	2,24,554
Total of Miscellaneous	59,913	1,23,253	81,743	1,45,561	1,31,772	1,34,263	3,01,705
Total of III—Articles wholly or mainly manufactured	5,96,307	7,59,052	6,71,314	5,36,241	5,20,375	5,67,733	7,70,311
Miscellaneous and unclassified—							
Coral	14
Umbrellas and fittings therefor	633	1,093	491	179	33	1,136	1,272
All other articles including articles imported by post	96,656	62,669	33,324	2,559	5,510	2,97,092	3,32,300
Total of Part V	11,96,255	11,79,462	9,29,750	8,01,761	7,05,344	9,76,247	12,14,339

* Figures, prior to March 1927, represent duty realized at 30 per cent. ad valorem.
† Free of duty from October, 1927.

ARTICLES IMPORTED and EXPORTED, in each Official Year from 1926-27 to 1930-31—continued

REFUNDS			TOTAL					ARTICLES
1928-29	1929-30	1930-31	1926-27	1927-28	1928-29	1929-30	1930-31	
R	R	R	R	R	R	R	R	
..	15,040	—	
3,698	7,256	14,363	3,785	4,133	5,485	11,089	21,088	
17,291	13,015	22,955	1,14,825	35,635	29,527	23,001	34,464	
29,574	35,328	20,352	49,846	96,967	38,895	45,658	28,843	
3,004	7,467	4,806	22,268	9,277	6,237	8,632	8,699	
1,481	793	1,245	2,510	2,537	1,778	1,137	1,308	
26,503	7,102	5,900	20,618	21,897	32,031	11,770	8,236	
75	27	..	1,127	453	101	476	40	
1,431	2,325	2,068	13,430	13,225	14,803	10,567	8,837	
376	41	305	1,393	1,397	668	310	1,487	
349	15	43,316	43,067	30,852	13,761	24,579	40,777	
33,697	13,348	27,036	52,620	43,263	79,112	46,473	33,146	
27,156	11,120	37,371	45,909	60,842	74,233	73,765	64,731	
99,070	47,233	1,22,646	2,03,047	1,88,748	2,27,734	1,77,713	1,31,317	
2,046	386	1,104	5,396	273	2,059	636	2,643	
229	392	—	1,733	2,337	326	454	—	
314	234	65	1,622	625	739	754	211	
20,477	23,323	9,330	9,034	16,546	21,415	24,659	10,093	
10	32	44	249	44	41	32	44	
4,237	1,537	365	20,391	19,530	45,709	35,441	65,123	
571	1,674	197	2,401	1,032	2,533	1,977	475	
447	15	27	653	16	203	
555	8	..	94	166	635	543	200	
209	116	82	735	1,724	1,021	1,012	327	
433	337	65	7	2	433	337	65	
124	102	234	649	455	553	1,212	535	
113	52	334	177	1,003	171	114	395	
1,133	233	411	3,735	14,996	6,113	2,769	1,365	
191	514	254	413	732	311	521	291	
346	714	340	3,106	1,162	1,916	1,307	1,323	
3,453	6,500	3,237	9,104	3,163	6,333	3,529	12,113	
20,712	26,355	17,601	32,373	50,435	32,641	54,303	43,271	
3,367	2,699	2,673	16,673	16,172	9,491	6,155	4,343	
..	109	753	
1,565	573	2,457	2,176	1,671	1,597	602	2,505	
3,233	4,676	2,430	5,372	6,359	5,330	6,334	6,102	
17,933	1,33,367	92,735	23,537	2,79,703	23,346	2,07,193	1,03,110	
37,313	2,09,394	1,34,525	1,94,131	4,23,953	1,99,561	3,55,455	2,66,297	
5,34,413	6,33,362	6,11,356	11,64,090	15,29,363	12,56,032	12,24,603	11,31,731	
..	
778	525	1,231	1,360	2,365	1,209	14704	1,310	
4,73,372	9,321	529	3,03,743	3,94,969	5,12,106	11,330	6,039	
1,32,633	11,13,236	11,33,331	21,74,503	23,93,301	21,12,333	10,15,047	13,33,735	

SCHEDULE II—IMPORT TARIFF
—continued
PART V—continued
Articles which are liable to duty at 15 per cent. ad valorem—
—continued
III—Articles wholly or mainly manufactured
—continued
Metals other than Iron and Steel—continued
Tin
Other metals

Total of Metals other than Iron and Steel

Paper, Pasteboard and Stationery

Yarns and Textile Fabrics—
Cotton thread, other than sewing and darning thread
and all other manufactured cotton goods not otherwise specified
Flax twist and yarn and manufactures
Haberdashery and Millinery
Hemp manufactures
Hosiery excluding articles made of silk
Jute twist and yarn and manufactures
Silk yarn noils and warps
Woolen yarns and manufactures
All other sorts of yarn and textile fabrics, not otherwise specified

Total of Yarn and Textile Fabrics

Miscellaneous—
Art, works of
Bangles, celluloid
Brushes and Brooms
Building and Engineering materials
Candles
Cinematograph films
Cordage and Rope and Twine of Vegetable fibre
Fireworks, specially prepared as danger or distress lights for the use of ships.
Furniture, tackle and apparel, not otherwise specified for steam, sailing, rowing and other vessels
Mats and Matting
Oilcakes
Ollcloth and Floorcloth
Packing Engine and Boiler, all sorts
Perfumery (excluding perfumed spirit)
Pitch, Tar and Dammar
Polishes and compositions
Rubber tyres and other manufactures of rubber
Pneumatic rubber tyres and tubes for motor cars, motor cycles, etc.*
Soap
Starch and Farina†
Stone and Marble and article thereof
Toilet requisites
All other articles not otherwise specified

Total of Miscellaneous

Total of III—Articles wholly or mainly manufactured.

IV—Miscellaneous and unclassified—
Coral
Umbrellas and fittings therefor
All other articles (including articles imported by post)

Total of Part V

AMOUNT of DRAWBACKS PAID and DUTIES REFUNDED on the PRINCIPAL and oth

ARTICLES	DRAWBACKS					DUTIES REFUNDED	
	1926-27	1927-28	1928-29	1929-30	1930-31	1926-27	1927-28
SCHEDULE II—IMPORT TARIFF—							
<i>concluded</i>							
PART VI.							
<i>Articles which are liable to duty at 30 per cent ad valorem</i>							
I.—Food, Drink and Tobacco—							
Confectionery	268	1,208	941	1,872	766	1,986	18,978
III—Articles wholly or mainly manufactured—							
Arms, Ammunition and Military Stores—							
Gunpowder for cannons, rifles, guns, pistols and other sporting purposes	..	46	576
All other sorts of arms, etc.	506	90	1,015	3,286	2,040	1,780	4,987
Cutlery, Hardware, Implements and Instruments—							
Clocks and watches and parts thereof	30,271	23,290	21,642	8,599	20,044	2,019	2,468
Articles plated with gold and silver	14,087	7,792	6,300	9,225	3,177	9,142	17,302
Musical instruments	3,671	11,524	3,362	4,888	12,354	14,740	9,795
Glassware and Earthenware—							
Glass bangles and beads and false pearls	10,355	11,052	8,366	7,627	—	17,563	25,262
Metals—							
Gold plate, gold thread, etc.	1,258	1,492	899	1,388	8,480	871	88
Silver plate, silver thread, etc.	32,232	40,576	21,578	2,776	—	4,758	3,823
Yarn and Textile Fabrics—							
Silk piecegoods and other manufactures of silk	20,088	76,248	16,942	4,652	6,100	81,283	82,086
Miscellaneous—							
Bangles, beads and false pearls	—	—	—	—	5,406	—	—
Fireworks	1,464	1,671	1,380	1,742	1,570	3,516	1,192
Ivory, manufactured	..	8	326	341	106	150	590
Jewellery and jewels	49,148	3,38,504	75,204	62,642	65,190	3,326	1,248
Prints, engravings and pictures, etc.	793	1,350	8,346	1,131	2,122	1,671	2,841
Smokers' requisites excluding tobacco and matches	3,698	3,134	1,498	11,880	3,457	589	856
Toys, games, playing cards, etc. including bird-shot	14,985	9,599	8,787	6,778	4,593	8,307	8,270
Total of III—Articles wholly or mainly manufactured	1,91,546	5,71,376	1,76,205	1,26,914	1,34,644	1,52,715	1,61,849
Total of Part VI	1,91,809	5,72,584	1,77,146	1,28,786	1,35,410	1,54,701	1,75,827
PART VII.							
<i>Articles which are liable to protective duty at special rates.</i>							
II—Articles wholly or mainly manufactured—							
Conveyances—							
Coal tubs, tipping wagons and the like conveyances designed for use on light rail track, if adapted to be worked by manual or animal labour and if made mainly of iron or steel; and component parts thereof, made of iron or steel	5,946	—	—	—	—	297	—
Iron and steel	—	—	—	—	—	1,80,593	—
Railway plant and rolling stock—							
Railway track material	—	—	—	—	—	—	—
Paper and Stationery	6,419	—	—	—	—	1,330	—
Iron and Steel—							
Liable to additional duties—							
Of British manufacture	—	149	387	40	52	—	70,973
Not of British manufacture	—	303	96	271	134	—	78,324
Not liable to additional duties	—	6,108	3,387	2,024	4,267	—	48,867
Paper and Stationery	—	8,652	8,159	8,756	5,975	—	48,233
Cotton piecegoods	—	—	—	—	—	—	—
Matches (a)	28,025	59,112	45,037	54,374	2,66,269	—	—
Undipped splints (a)	4,420	68,787	34,984
Veneers (a)	635
Total of Part VII	40,800	74,384	57,066	66,865	2,81,117	2,59,192	2,84,036
Government Stores (including imports by State Railways)—							
Articles liable to protective duties—							
Steel Railway track material	100	..
Others	5,339	..
Other Railway plant and rolling stock	1,110	..
Iron and Steel—							
Liable to additional duties—							
Of British manufacture	—	—	5,338
Not of British manufacture	—	—	2,335
Not liable to additional duties	—	—	7,058
Paper and Stationery	—	—	..
Railway plant and rolling stock (non-protective)	—	—	..
Others	17,019	24,939	3,486	517	1,552	—	585
Total	17,019	24,939	3,486	517	1,552	40,082	37,901
TOTAL OF SCHEDULE II—(IMPORT TARIFF)	23,77,928	27,18,396	19,44,229	16,52,109	16,49,187	46,631	63,282
SCHEDULE III—EXPORT TARIFF							
Hides and Skins, raw	22,720	22,308
Jute—							
Raw (including cuttings)	3,90,455	5,17,847
Manufactures—							
Sacking	26,170	37,723
Hessians and all other descriptions	1,28,828	62,077
Rice—							
Rice in the husk	5,234	34,576
.. not in the husk	3,76,890	3,94,007
Rice-flour	18	..
Tea (b)	12,088	45,870
TOTAL OF SCHEDULE III—(EXPORT TARIFF)	12,088	45,870
TOTAL OF SCHEDULE II—(IMPORT TARIFF) AND SCHEDULE III—(EXPORT TARIFF)	23,77,928	27,18,396	19,44,229	16,52,109	16,49,187	9,00,410	11,14,408
						40,72,159	48,44,085

(a) Transferred to "protective special duties" with effect from 26th September, 1928.
 (b) Free of duty from March, 1927.

ARTICLES IMPORTED and EXPORTED, in each Official Year from 1926-27 to 1930-31—concluded

REFUNDS			TOTAL					ARTICLES	
1926-27	1927-28	1928-29	1929-30	1930-31	1926-27	1927-28	1928-29		1929-30
R	R	R	R	R	R	R	R	R	R
2,510	3,939	817	2,249	15,186	3,451	5,801	1,583	SCHEDULE II—IMPORT TARIFF—	
								<i>concluded</i>	
								PART VI.	
								<i>Articles which are liable to duty at 30 per cent ad valorem</i>	
								I—Food, Drink and Tobacco—	
								Confectionery	
								III—Articles wholly or mainly manufactured—	
								Arms, Ammunition and Military Stores—	
								Gunpowder for cannons, rifles, guns, pistols and other sporting purposes	
								All other sorts of arms, etc.	
								Cutlery, Hardware, Implements and Instruments—	
								Clocks and watches and parts thereof	
								Articles plated with gold and silver	
								Musical instruments	
								Glassware and Earthenware—	
								Glass bangles and beads and false pearls	
								Metals—	
								Gold plate, gold thread, etc.	
								Silver plate, silver thread, etc.	
								Yarn and Textile Fabrics—	
								Silk piecegoods and other manufactures of silk	
								Miscellaneous—	
								Bangles, beads and false pearls	
								Fireworks	
								Ivory, manufactured	
								Jewellery and jewels	
								Prints, engravings and pictures, etc.	
								Smokers' requisites excluding tobacco and matches	
								Toys, games, playing cards, etc., including bird-shot	
1,80,241	2,47,743	1,80,343	3,44,261	7,33,225	3,56,446	3,74,657	3,14,936	Total of III—Articles wholly or mainly manufactured	
1,82,751	2,51,732	1,81,159	3,46,510	7,48,411	3,59,897	3,80,518	3,16,569	Total of Part VI	
								PART VII.	
								<i>Articles which are liable to protective duty at special rates.</i>	
								III—Articles wholly or mainly manufactured—	
								Conveyances—	
								Coal tubs, tipping wagons and the like conveyances designed for use on light rail track, if adapted to be worked by manual or animal labour and if made mainly of iron or steel; and component parts thereof made of iron or steel.	
								Iron and steel—	
								Railway plant and Rolling stock—	
								Railway track materials	
								Paper and Stationery	
								Iron and Steel—	
								Liable to additional duties—	
								Of British manufacture	
								Not of British manufacture	
								Not liable to additional duties	
								Paper and Stationery	
								Cotton piecegoods	
								Matches (a)	
								Undipped Splints (a)	
								Veneers (a)	
								Total of Part VII	
								Government Stores (including imports by State Railways)	
								Articles liable to protective duties—	
								Steel Railway track material	
								Others	
								Other railway plant and rolling stock	
								Iron and Steel—	
								Liable to additional duties—	
								Of British manufacture	
								Not of British manufacture	
								Not liable to additional duties	
								Paper and Stationery	
								Railway plant and rolling stock (non-protective)	
								Others	
								Total	
3,07,038	3,27,425	6,70,245	2,09,562	3,58,410	4,34,099	2,93,790	9,51,862	TOTAL OF SCHEDULE II—(IMPORT TARIFF)	
								SCHEDULE III—EXPORT TARIFF	
								Hides and Skins, raw	
								Jute—	
								Raw (including cuttings)	
								Manufactures—	
								Sacking	
								Hessians and all other descriptions	
								Rice—	
								Rice in the husk	
								.. not in the husk	
								Rice-flour	
								Tea (b)	
								TOTAL OF SCHEDULE III—(EXPORT TARIFF)	
								TOTAL OF SCHEDULE II—(IMPORT TARIFF)	
								AND SCHEDULE III—(EXPORT TARIFF)	
17,402	18,865	20,742	23,720	22,308	17,402	18,865	20,742		
3,08,228	1,04,378	1,74,160	3,90,456	5,17,847	3,98,228	1,04,378	1,74,160		
50,709	33,807	37,419	26,179	37,723	50,709	33,807	37,419		
1,04,716	60,459	35,155	1,26,823	92,077	1,04,716	60,459	35,155		
7,548	3,173	2,359	5,234	34,576	7,548	3,173	2,359		
3,70,335	3,52,351	3,75,824	3,76,890	3,94,007	3,70,335	3,52,351	3,75,824		
			18						
42			12,086	45,870	42				
9,18,930	9,23,033	9,45,059	9,00,410	11,14,408	9,48,930	9,23,033	9,45,059		
45,23,708	34,18,889	50,12,345	64,67,087	70,02,491	64,67,935	50,70,998	66,61,532		

QUANTITY and VALUE of DUTIABLE ARTICLES of IMPORTED MERCHANDISE ALLOWED FREE of DUTY from BOND or from CUSTOM HOUSES for the use of PRIVATE INDIVIDUALS, INSTITUTIONS, etc., in each Official Year from 1926-27 to 1930-31

ARTICLES	QUANTITY					VALUE				
	1926-27	1927-28	1928-29	1929-30	1930-31	1926-27	1927-28	1928-29	1929-30	1930-31
Apparel (excluding hosiery and boots and shoes)— Apparel (including drapery, uniforms, accoutrements) value	—	—	—	—	—	14,172	27,448	16,481	3,609	18,105
Gold and Silver thread . . .	—	—	—	—	—
Hats, caps, bonnets, and hatter's ware . . .	—	—	—	—	—	225	700	80
Second hand clothing . . .	—	—	—	—	—	14,897	27,768	16,486	8,614	18,287
Total . . .	—	—	—	—	—	—	—	—	—	—
Arms, ammunition, and military stores—										
Cartridge cases, filled . . . no.	11,060	22,300	8,867	200	5,457	1,755	2,888	1,167	20	798
Firearms and parts thereof . . . value	—	—	—	—	—	85,778	67,855	81,906	28,672	29,252
Other sorts . . .	—	—	—	—	—	756	402	70	340	846
Total . . .	—	—	—	—	—	88,289	71,205	83,143	29,082	30,300
Art, works of . . .	—	—	—	—	—	53,714	360	2,557	..	44
Asbestos—										
Manufactures . . .	—	—	—	—	—	2,411
Belting for machinery . . .	—	—	—	—	—
Books, printed and printed matters . . . cwts.	145	2	..	23,924	400	..
Boots and shoes— of leather . . . pairs	238	618	104	3	2	2,084	2,458	602	125	40
of other materials . . .	5	4	16	40
Total . . .	238	617	104	..	2	2,100	2,493	602	125	40
Brushes and brooms . . . doz.	3	2	58	49	21
Building and engineering materials—										
Tiles . . . no.	1,280	1,007
Other kinds . . . value	—	—	—	—	—	8,144	275	..
Total . . .	—	—	—	—	—	4,151	275	..
Buttons of all sorts . . .	—	—	—	—	—
Chemicals—										
Carbide of calcium . . . cwts.	4	90
Other sorts . . . value	—	—	—	—	—	58	1,229	1,964	150	11
Total . . .	—	—	—	—	—	148	1,229	1,964	150	11
Chinese and Japanese ware . . .	—	—	—	—	—	4,200	2,780
Clocks and watches and parts thereof—										
Clocks and time-pieces . . . no.	1	14	2	2	..	185	6,904	110	211	..
Watches	1	..	1	95	..	5	..
Parts of clocks and watches value	—	—	—	—	—	..	106
TOTAL VALUE OF CLOCKS AND WATCHES AND PARTS THEREOF . . .	—	—	—	—	—	136	7,105	110	216	..

No. 18—continued

QUANTITY and VALUE of DUTIABLE ARTICLES of IMPORTED MERCHANDISE ALLOWED FREE of DUTY from BOND or from CUSTOM HOUSES for the use of PRIVATE INDIVIDUALS, INSTITUTIONS, etc., in each Official Year from 1926-27 to 1930-31—continued

ARTICLES	QUANTITY					VALUE				
	1926-27	1927-28	1928-29	1929-30	1930-31	1926-27	1927-28	1928-29	1929-30	1930-31
Coal, Coke and patent fuel Tons	--	--	--	--	--	--	--	--	--	--
Outlery value	--	--	--	--	--	934	586	1,677	199	4,093
Drugs and medicines (excluding chemicals and narcotics)—										
All sorts "	--	--	--	--	--	80	1,932	472	232	318
Earthenware and porcelain (including china clay) "	--	--	--	--	--	4,624	25,803	1,522	1,208	2,288
Electroplated ware "	--	--	--	--	--	7,866	3,511	1,871	2,863	6
Furniture and cabinet-ware—										
Bedsteads "	--	--	--	--	--	--	936	1,138	--	--
Furniture of wood (other than bedsteads) "	--	--	--	--	--	12,306	57,248	14,008	25	445
Furniture of other materials (other than bedsteads) "	--	--	--	--	--	3,07,736	16,803	12,160	1,426	204
Other sorts "	--	--	--	--	--	655	1,465	--	--	--
Total "	--	--	--	--	--	3,20,697	76,542	27,301	1,451	649
Glass and glassware—										
Bottles and phials—										
Sodawater bottles gross	1	8	--	--	--	75	125	--	--	--
Funnels, globes and glass-parts of lamps value	--	--	--	--	--	--	1,239	--	--	--
Sheet and plate sq. foot and cwt. {	2,588	6,780	--	--	--	2,068	2,201	--	--	--
Glassware, including decanters, tumblers, {	53	129	--	--	--	--	--	--	--	--
chancers, tumblers, value	--	--	--	--	--	879	5,414	712	35	4
Other glassware value	--	--	--	--	--	7,701	7,788	534	177	6
Other glassware "	--	--	--	--	--	7,701	7,788	534	177	6
Total "	--	--	--	--	--	10,723	16,746	1,296	212	1,1
Total "	--	--	--	--	--	10,723	16,746	1,296	212	1,1

No. 18—continued

QUANTITY and VALUE of DUTIABLE ARTICLES of IMPORTED MERCHANDISE ALLOWED FREE DUTY from BOND or from CUSTOM HOUSES for the use of PRIVATE INDIVIDUALS, INSTITUTIONS etc., in each Official Year from 1926-27 to 1930-31—continued

ARTICLES	QUANTITY					VALUE				
	1926-27	1927-28	1928-29	1929-30	1930-31	1926-27	1927-28	1928-29	1929-30	1930-31
						R	R	R	R	R
Hardware (excluding cutlery and electroplated ware)—										
Builders' Hardware such as Locks, Hinges, etc. value	—	—	—	—	—	7,518	5,987	279	3,598	..
Domestic Hardware other than enamelled iron ware	—	—	—	—	—	1,565	990	60	580	915
Implements and tools other than agricultural implements and machine tools	—	—	—	—	—	1,702	487	236	200	..
Lamps, metal no.	19	25	..	8	..	998	611	—	40	206
Parts of lamps other than glass value	—	—	—	—	—	82
Other sorts	—	—	—	—	—	2,60,524	2,18,419	3,38,647	5,55,205	6,72,805
Total	—	—	—	—	—	2,72,089	2,26,494	3,30,222	5,59,568	6,78,926
Instruments, apparatus, and appliances, and parts thereof—										
Electrical (other than telegraphic and telephonic not being machinery)—										
Electric fans and parts thereof value	—	—	—	—	—
Electric lamps and parts thereof	—	—	—	—	—	3,321	..	293
Other sorts	—	—	—	—	—	97,872	57,639	7,002	100	1,376
Musical—										
Pianos and Piano players no.	3	1	1	3	..	4,210	3,500	600	900	..
Talking machines and accessories value	—	—	—	—	—	..	1,003	2,378	7,440	..
Other sorts including parts of musical instruments	—	—	—	—	—	11,224	4,256	548	5	1,477
Optical	—	—	—	—	—	108
Photographic	—	—	—	—	—	3,688	7,541	56,671	31,650	11,277
Scientific and philosophical	—	—	—	—	—	436	658	30,612	67	633
Surgical	—	—	—	—	—	4,533	16,797	1,200	..	141
Wireless Apparatus	—	—	—	—	—	1,87,845	300	600
Other kinds	—	—	—	—	—	979	548	..	4	738
Total	—	—	—	—	—	1,26,371	91,987	2,37,149	40,466	16,242
Jewellery, also plate of gold and silver—										
Jewellery	—	—	—	—	—	2,012	3,651	5,760	..	1,156
Plate of gold and silver	—	—	—	—	—	7,214	12,588	2,225	7,739	990
Total	—	—	—	—	—	9,226	16,239	7,985	7,739	2,146
Leather—										
Hides, tanned or dressed, { owt. =no.
Skins, tanned or dressed { owt. =no.	5	80	2,012
Unwrought	..	1	462
Manufactures (excluding boots and shoes)—										
Saddlery and harness Value	—	—	—	—	—	3,107	25,018	1,315	..	22
Other sorts	—	—	—	—	—	476	12,418	..	180	..
Total	—	—	—	—	—	3,583	38,498	1,315	210	2,034

No. 18—continued

QUANTITY and VALUE of DUTIABLE ARTICLES of IMPORTED MERCHANDISE ALLOWED FREE of DUTY from BOND or from CUSTOM HOUSES for the use of PRIVATE INDIVIDUALS, INSTITUTIONS etc., in each Official Year from 1926-27 to 1930-31—continued

ARTICLES	QUANTITY					VALUE				
	1926-27	1927-28	1928-29	1929-30	1930-31	1926-27	1927-28	1928-29	1929-30	1930-31
Liquors—						R	R	R	R	R
Ale, beer, and porter	25	100	91	21	15	100	487	298	75	60
Other and other fermented liquors	41	38	8	10	6	266	219	49	15	83
Spirit—										
Brandy	37	40	7	102	25	956	878	158	206	690
Gin	8	78	10	8	57	144	813	84	100	81
Liqueurs	67	35	22	8	85	1,788	744	491	190	701
Rum	..	4	..	1	11	..	200	..	27	144
Whisky	104	121	102	57	46	2,107	2,445	941	906	1,102
Spirit present in drugs, medicines, or chemicals	..	2	140	9
Spirit, perfumed	..	4	301
Other sorts of spirit	..	1	39	..	21	58	57	928	26	15
Total of Spirit	216	285	180	176	245	5,113	5,078	2,597	1,624	2,742
Wines—										
Champagne	119	67	71	26	101	2,963	2,561	2,050	671	1,601
Sherry, Madeira and Marsala	64	41	32	8	14	1,500	882	385	133	316
Still red wines (other than port)	879	234	84	513	275	3,779	1,139	1,306	1,886	1,399
Other sorts	292	228	152	31	120	3,121	2,785	2,743	382	1,595
Total of Wines	1,294	570	339	578	510	11,363	7,317	6,574	3,071	4,911
Total of Liquors	1,576	988	619	754	776	16,842	13,101	9,518	4,685	7,746
Machinery and millwork—										
Prime-movers (other than electrical)—										
Others	2,240	625
Electrical machinery of all kinds, etc.—										
Motors	6,679	5,455
Other kinds	7,357	613
Sewing and knitting machines	1	1	..	2	1	40	35	..	179	150
Textile machinery, jute	50
Typewriters	5	11	6	8	2	907	3,307	2,763	2,355	530
Other sorts	20,180	..	50
Total	37,525	10,085	2,813	2,534	680
Matches	25,500	22,629	..
Metals and ores—										
Aluminium, wrought—										
Other manufactures	8
Cast iron, brass, bronze, etc.—										
Wrought	1	18	2	3	..	349	773	314	370	..
Copper—										
Wrought	(a)	26
Iron or steel—										
Bars and channel
Beams, pillars, girders and bridge work	15	11,500
Bolts and nuts
Hoops and strips
Nails, rivets, and washers (exclusive of wire nails)	(b)	81
Pipes and fittings	6,007	3,127
Cast	6	14
Rails, chairs and fish-plates, excluding those for railways

(a) 6 lbs.
(b) 3 Cwts.

No. 18—continued

QUANTITY and VALUE of DUTIABLE ARTICLES of IMPORTED MERCHANDISE ALLOWED FREE of DUTY from BOND or from CUSTOM HOUSES for the use of PRIVATE INDIVIDUALS, INSTITUTIONS, etc., in each Official Year from 1926-27 to 1930-31—continued

ARTICLES	QUANTITY					VALUE				
	1926-27	1927-28	1928-29	1929-30	1930-31	1926-27	1927-28	1928-29	1929-30	1930-31
						R	R	R	R	R
Metals and ores—continued										
Iron or steel—continued										
Sheets and plates—										
Galvanised . . . tons
Tinned . . . "
Not galvanised or tinned . . . "
Tubes, pipes and fittings, wrought . . . "	10	1	4,257	2,455	..	100	8
Wire . . . "	24	..
Wire nails	82	..	125	..
Other manufactures of iron or steel . . . "	4	9,436	249	8
Total of Iron or steel . . . "	35	15	31,231	10,664
Steel—										
Angle . . . "
Bars and channel . . . "	..	158	13,172
Cast . . . "
Total of Steel . . . "	..	158	13,172
Lead—										
Unwrought—										
Pig . . . cwt.
Wrought . . . "
Total of Lead . . . "
Solder . . . "
Fin—										
Unwrought (block) . . . "
Zinc or spelter—										
Wrought or manufactured . . . "
Metals, unenumerated . . . "	1	366
Total of Metals and ores . . . tons	35	174	32,025	24,609	314	619	8
—										
Animal . . . gals.
Mineral—										
Fuel oils . . . "	18,653,768	8,016,880	25,07,294	10,73,196
Lubricating oils . . . "
Other kinds	9	18
Vegetable, not essential—										
Linseed . . . "	2	450	6	1,890
Total . . . "	18,653,770	8,016,880	9	25,07,300	10,80,086	18
Paints and Painters' materials—										
Paints and colours . . . cwt.	354	28	12,019	1,176	11
Painters' materials . . . value	—	—	17	1,065
Total . . . "	—	—	12,036	2,241	11
Per, and pasteboard—										
Writing paper and envelopes . . . "	—	—	—	—	—	35	1,000	259
Other kinds of paper including paper manufactures . . . cwt.	8	14	1	121	1,808	407	8	27
Total . . . value	—	—	1	156	2,808	666	8	27
Prints and lithographic materials—										
Plates and compositions for application to leather	27	39	..
Plates and compositions for application to metals, etc.
Printing and lithographing machinery and materials (excluding paper)—	8	25	..	15	..
Printing and lithographing presses . . . "
Other materials . . . "
Other materials	100
Engravings, and plates—Engravings, and plates
Lithographs and photographs—										
Lithographs and photographs—	1,644	180	..	132	184
Pictures post-cards	1,614	180	..	132	184
Others	52,532	200	..	938	..
Total . . . "	54,176	440	576	1,070	184
Total . . . "	54,176	440	576	1,070	184

No. 18—continued

QUANTITY and VALUE of DUTIABLE ARTICLES of IMPORTED MERCHANDISE ALLOWED FREE of DUTY from BOND or from CUSTOM HOUSES for the use of PRIVATE INDIVIDUALS, INSTITUTIONS, etc., in each Official Year from 1926-27 to 1930-31—continued

ARTICLES	QUANTITY					VALUE				
	1926-27	1927-28	1928-29	1929-30	1930-31	1926-27	1927-28	1928-29	1929-30	1930-31
Provisions and oilman's stores—						R	R	R	R	R
Bacon and hams . . . cwt.	..	3	515	..	86	..
Biscuits and cakes . . . "	7	6	1	225	535	..	83	189
Canned and bottled provisions . . . "	19	48	3	19	30	1,434	6,552	474	1,511	2,174
Cheese "	2	30	220	57	3
Jams and Jellies "	..	2	..	2	2	22	105	..	157	114
Other sorts of provisions "	40	7	24	4	18	2,214	829	4,911	513	112,109
Total "	60	66	29	25	51	9,895	8,565	5,605	2,407	15,593
Railway plant and Rolling stock—										
Carriages value	—	—	—	—	—
Locomotive engines and tenders and parts thereof "	—	—	—	—	—
Materials for construction—										
Balls, chairs, etc. tons
Sleepers and keys of steel or iron "
Others "
Rubber manufactures (except apparel and boots and shoes) value	—	—	—	—	—	237	1	12
Motor Car—										
Covers no.	45	2,420
Tubes "	66	631
Solid rubber tyres for motor vehicles "
Other manufactures value	—	—	—	—	—	136
Salt tons	..	(a)	17	2	34
Seeds (other than oilseeds) "	10	3,230
Smokers requisites (excluding tobacco) value	—	—	—	—	—	231	184	..	10	..
Soap cwt.	2	3	..	1	2	132	160	..	267	120
Stationery (excluding paper) value	—	—	—	—	—	3,424	3,201	1,787	2,127	1,171
Sticks and whips "	—	—	—	—	—	26	62
Stone and marble tons	8	10,013	80	30
Tallow and Stearine (including grease and animal fat) cwt.	1	29
Tea—										
Black lbs.	48	23	90	50
Green "	30	60	..
Total "	78	23	150	50
Telephones, materials for construction and accessories value	—	—	—	—	—	30
Textiles—										
Cotton—										
Manufactures—										
Piecegoods—										
Grey (unbleached) yds.
White (bleached) "	25	86	7,000	20	175	2,606
Coloured, printed or dyed "	921	1,296	..	10	50	2,046	3,090	..	24	174
Other sorts value	—	—	—	—	—	..	20	317	760	38
Total "	—	—	—	—	—	2,066	3,285	317	784	2,812
Flax—										
Manufactures—										
Canvas yds.	80	150
Other sorts lbs.	388	1,123	6	1,734	5,931	60
Total value	—	—	—	—	—	1,884	5,931	60

No. 18—concluded

QUANTITY and VALUE of DUTIABLE ARTICLES of IMPORTED MERCHANDISE ALLOWED FREE of DUTY from BOND or from CUSTOM HOUSES for the use of PRIVATE INDIVIDUALS, INSTITUTIONS etc., in each Official Year from 1926-27 to 1930-31—concluded

ARTICLES	QUANTITY					VALUE				
	1926-27	1927-28	1928-29	1929-30	1930-31	1926-27	1927-28	1928-29	1929-30	1930-31
Textiles—continued						\$	\$	\$	\$	\$
Haberdashery and millinery value	—	—	—	—	—	19,111	40,618	4,509	862	1,866
Jute—										
Manufactures—										
Canvas . . . yds.
Other kinds . . . cwt.	1	125	10	720
Total . . value	—	—	—	—	—	125	10	720
Silk—										
Manufactures—										
Goods of silk mixed with other materials yds.	62	111	670	1,185
Silk piece-goods . . "	..	361	3,358	..	2,800	4,802
Other sorts . . lbs.	969	62	12,785	1,040
Total . . value	—	—	—	—	3,358	13,455	5,025	4,802
Wool—										
Manufactures—										
Carpets and rugs . lbs.	8,909	7,609	409	2,236	..	92,309	23,183	1,244	12,671	..
Hotlery . . . "	40	..	300	3	..	285	..	1,475	14	..
Piece-goods . . yds.	479	204	56	1,562	1,450	179
Shawls . . . no.	25	17,880
Other sorts . . lbs.	200	..	16	122	16	801	2,150	84	100	60
Total . . value	—	—	—	—	—	1,12,637	26,763	2,803	12,785	248
Total of Textiles	—	—	—	—	—	1,49,278	81,652	7,029	16,531	10,498
Tobacco manufactured . lbs.	45	104	496	46	334	393	1,168	920	321	1,516
.. unmanufactured . "	1	41
Yeast requisites . . value	—	—	—	—	—	961	14,095	376	894	635
Toys and requisites for games . . "	—	—	—	—	—	3,825	7,725	344	258	165
Umbrellas and umbrella fittings—										
Umbrellas, complete, etc. no.	60	121
Vehicles, excluding Locomotives, etc., for railways—										
Camp Trailer . . value	—	—	—	—	—
Carriages and carts . no.	1	1	1,092	23	15,766
Perambulators and children's go-carts . . "	82	625	150
Parts of carriages and carts . . value	—	—	—	—	—	500
Cycles imported entire or in sections . . no.	3	1	310	125
Parts of cycles and accessories . . value	—	—	—	—	—	1,650
Mechanically propelled vehicles—										
Aircraft . . . no.	1	17,000
Parts of aircraft . value	—	—	—	—	—	3,046	..	200	27,521	..
Motor cars . . no.	76	24	7	10	12	5,04,415	2,04,509	33,105	25,635	76,227
Motor cycles . . "	3	2	1	1	..	2,391	1,174	1,000	498	..
Motor omnibuses, motor vans and motor lorries . "	13	4	82,167	11,944	..	3,672(a)	..
Parts of mechanically propelled vehicles . value	—	—	—	—	—	12,738	6,267	3,064	1,241	379
Ships, parts of . . "	—	—	—	—	—	629	75
Total . . "	—	—	—	—	—	6,09,568	2,24,267	53,185	53,567	93,606
Food and Timber—										
Manufactures of wood, other than furniture and cabinetware . value	—	—	—	—	—	6,052	688	2,144	195	68
Articles imported by post . . "	—	—	—	—	—
All other articles . . "	—	—	—	—	—	6,566	6,437	47,321	453	381
GRAND TOTAL . . "	—	—	—	—	—	48,68,967	20,91,819	8,60,512	760,060	5,74,606

(a) Includes figures for Motor Chassis in 1929, 30.

No. 19

QUANTITY of CERTAIN PRINCIPAL ARTICLES of MERCHANDISE (subject to CUSTOMS DUTY) IMPORT-
ED into each PROVINCE of BRITISH INDIA, which remained in CUSTOMS BONDED WAREHOUSES
on the 31st March, in each Official Year from 1926-27 to 1930-31

ARTICLES		BENGAL	BIHAR AND ORISSA	BOMBAY	SIND	MADRAS	BURMA	TOTAL
Cotton—								
Piece goods— Grey (L. bleached)	1926-27	1,749,108	1,749,108
	1927-28	3,429,080	..	9,966	..	3,439,046
	1928-29	2,457,159	..	59,429	..	2,516,588
	1929-30	91,680	..	6,812,100	..	123,445	..	6,932,225
	1930-31	3,666,029	..	2,215,919	9,800	2,704	..	5,894,552
White (bleached)	1926-27	175,647	..	148,760	13,001	337,408
	1927-28	689	..	736,348	444	737,476
	1928-29	2,849,713	..	164,814	..	3,014,527
	1929-30	35,820	..	1,079,735	43,747	1,159,302
	1930-31	585,986	18,088	..	35,395	639,469
Coloured, printed or dyed	1926-27	3,321	..	1,097,561	5,326	1,106,708
	1927-28	981	..	336,271	2,935	71,920	802	412,959
	1928-29	20,583	..	1,674,645	10,517	76,760	..	1,782,505
	1929-30	27,259	..	1,365,848	..	76,760	8,213	1,476,080
	1930-31	975,628	6,566	76,760	194,682	1,253,636
Liquors—								
Ale, beer, and porter	1926-27	215,624	..	20,371	59,642	6,299	2,054	303,990
	1927-28	200,035	..	9,566	47,169	5,410	371	263,051
	1928-29	247,333	..	9,391	47,288	7,864	55	304,881
	1929-30	391,685	..	12,121	48,109	14,478	..	466,393
	1930-31	378,590	..	10,262	18,937	18,967	..	426,806
Spirit— Brandy	1926-27	40,068	..	13,585	14,271	11,234	341	85,449
	1927-28	45,400	..	7,962	7,657	15,488	1,551	78,118
	1928-29	52,020	..	11,567	5,478	26,437	617	96,119
	1929-30	59,178	..	9,722	6,813	31,731	2,377	109,821
	1930-31	51,868	..	4,611	6,559	26,102	2,231	91,371
Gin	1926-27	4,021	..	2,331	2,365	6,142	1,480	17,339
	1927-28	4,187	..	1,971	4,738	7,050	2,653	20,599
	1928-29	5,960	..	2,097	3,570	7,622	2,075	21,324
	1929-30	5,285	..	3,517	3,013	8,782	1,580	22,177
	1930-31	4,531	..	1,592	2,675	6,348	13,743	16,894
Liqueurs	1926-27	2,981	..	625	656	226	390	4,878
	1927-28	2,787	..	532	418	825	382	4,444
	1928-29	2,992	..	47	336	230	392	4,047
	1929-30	3,263	..	733	259	208	361	4,824
	1930-31	3,060	..	154	220	63	361	3,848
Rum	1926-27	403,354	..	5,519	146	..	579	409,598
	1927-28	452,858	..	969	265	330	10,997	465,469
	1928-29	498,151	..	1,431	72	453	10,159	510,266
	1929-30	706,642	..	1,416	76	302	10,259	718,695
	1930-31	725,968	..	140	169	111	10,289	736,677
Whisky	1926-27	60,736	..	16,593	18,564	11,285	4,058	111,216
	1927-28	63,154	..	10,052	3,524	13,006	4,417	94,153
	1928-29	123,424	..	6,532	5,792	10,864	3,793	150,405
	1929-30	125,603	..	9,958	3,071	28,018	2,612	169,587
	1930-31	118,772	..	3,046	6,799	7,173	2,917	138,707
Other sorts of spirits	1926-27	24,501	..	3,713	117	13,528	5,990	47,849
	1927-28	21,986	..	3,466	320	5,476	6,449	37,697
	1928-29	22,024	..	1,254	415	5,353	7,746	36,792
	1929-30	22,350	..	1,364	353	9,747	6,963	40,817
	1930-31	22,331	..	193	979	3,138	6,957	33,598

NOTE.—The figures represent stocks warehoused under bond, and not duty-paid goods lying in the warehouses outside customs authority.

No. 19—continued

QUANTITY of CERTAIN PRINCIPAL ARTICLES of MERCHANDISE (subject to CUSTOMS DUTY) IM-
PORTED into each PROVINCE of BRITISH INDIA, which remained in CUSTOMS BONDED WAREHOUSES
on the 31st March, in each Official Year from 1926-27 to 1930-31—continued

ARTICLES		BENGAL	BIHAR AND ORISSA	BOMBAY	SIND	MADRAS	BURMA	TOTAL	
Liquors—contd.	gals.	1926-27	14,760	..	21,344	9,482	4,785	125	50,496
		1927-28	11,041	..	8,585	9,355	4,814	1,084	34,829
		1928-29	14,322	..	7,075	7,176	5,008	20	33,611
		1929-30	18,055	..	11,414	7,797	4,925	767	42,958
		1930-31	15,362	..	2,522	2,850	4,504	739	25,978
Matches	Gross of boxes	1926-27	218,280	..	361,626	187,050	312,812	135,400	1,211,749
		1927-28	202,625	..	142,470	74,450	250,908	47,800	808,253
		1928-29	180,414	..	109,282	26,236	43,990	89,900	459,522
		1929-30	189,414	..	114,282	41,524	71,058	..	416,279
		1930-31	189,414	..	65,200	5,700	80,018	..	340,332
Oils (kerosene)	gals.	1926-27	2,242,815	..	673,382	2,916,197
		1927-28	3,683,772	3,683,772
		1928-29	2,242,815	1,529,050	3,771,865
		1929-30	2,242,815	..	1,804,247	1,052,282	286,345	..	5,385,689
		1930-31	1,394,561	1,394,561
Fuel	"	1926-27	684,279	..	1,435,388	344,809	1,224,824	4,368,196	8,557,496
		1927-28	993,856	..	20,503,839	327,160	3,173,031	1,705,957	26,703,343
		1928-29	2,164,937	..	2,084,219	455,194	4,219,412	2,026,034	10,960,696
		1929-30	2,516,083	..	1,464,159	452,194	4,447,700	5,646,494	14,526,610
		1930-31	2,867,668	..	1,282,379	894,374	2,726,436	6,719,474	15,490,331
Lubricating	"	1926-27	3,054,143	3,054,143
		1927-28	4,762,292	478	4,762,770
		1928-29	3,903,571	562	3,904,133
		1929-30	4,935,849	1,895	4,937,744
		1930-31	4,725,798	1,846	4,727,644
Salt	tons	1926-27	55,120	..	2	100	..	14,467	69,750
		1927-28	80,219	..	2	23,338	103,559
		1928-29	99,408	..	1	18,325	116,735
		1929-30	113,398	..	1	26,315	139,714
		1930-31	144,580	38,522	183,102
Sugar	"	1926-27	697	..	21,711	23,629	1,008	452	17,497
		1927-28	15,777	17,770	..	1,124	34,671
		1928-29	1,276	..	45,216	15,080	..	804	62,376
		1929-30	7,123	..	49,549	7,255	..	946	64,933
		1930-31	44,783	..	6,569	6,388	..	6	57,691
Tobacco, manufactured and unmanufactured	lbs.	1926-27	740,182	..	2,489	85,741	68,601	106,486	943,499
		1927-28	1,811,212	..	56,581	57,496	69,602	228,976	1,723,867
		1928-29	875,110	..	17,785	17,154	467,393	170,588	1,548,030
		1929-30	1,027,231	..	61,520	74,285	323,810	119,582	1,806,378
		1930-31	800,323	..	4,924	53,548	6,400,351	110,881	7,370,027

NOTE.—The figures represent stocks warehoused under bond, and not duty-paid goods lying in the warehouses outside customs authority.

ACCOUNTS

OF THE

TRADE AND NAVIGATION OF THE PORT OF ADEN

IN THE

Year ending 31st March 1931, and the four preceding years.

Summary of the value of the imports of merchandise consigned from British Empire, during each of the years 1926-1927 to 1930-1931.

	1926-27.	1927-28.	1928-29.	1929-30	1930-31.
I.—FOOD, DRINK AND TOBACCO—					
	Rs.	Rs.	Rs.	Rs.	Rs.
A. Fish (excluding canned fish)	22,014	33,005	18,636	18,706	11,554
B. Fruits and Vegetables	2,21,044	10,16,947	10,88,325	8,04,913	7,03,769
C. Grain, Pulse and Flour	36,16,510	67,00,319	73,46,178	46,29,198	30,56,804
D. Liquors	2,44,262	2,21,455	2,76,822	1,33,598	1,75,149
E. Provisions and Oilman's stores	5,79,732	7,50,986	6,39,661	6,37,724	6,58,395
F. Spices	14,55,011	12,74,071	13,56,802	13,91,557	10,04,903
G. Sugar	4,81,125	6,92,565	1,08,280	1,71,221	2,18,719
H. Tea	4,08,549	4,41,190	3,38,993	2,14,625	1,98,123
I. Other Food and Drink	4,78,031	9,57,862	10,94,248	8,61,795	8,26,557
J. Tobacco	22,79,497	26,00,165	29,97,652	19,27,152	20,78,082
Total, Class I	97,85,775	1,47,48,565	1,52,65,597	1,08,40,789	89,32,055
II.—RAW MATERIALS AND PRODUCE AND ARTICLES MAINLY UNMANUFACTURED—					
A. Coal, Coke and Patent fuel	44,18,380	31,32,790	24,71,172	24,66,403	11,48,479
B. Other non-metallic, mining and quarry products and the like	9,221	5,965	7,730	6,937
C. Fodder, Bran, and Pollards	65,573	86,983	70,786	63,882	51,259
D. Gums, Resins, and Lac	1,80,243	1,96,056	3,56,328	3,05,117	1,75,639
E. Hides and Skins, raw or undressed	15,01,707	25,60,300	31,80,488	11,78,383	9,01,460
F. Metallic Ores and scrap Iron or Steel for re-manufacture	10,899	7,372	1,400	1,100	..
G. Oils, Vegetable mineral and animals	4,74,908	1,04,93,665	98,64,861	1,31,06,169	1,27,09,211
H. Oil cakes of all kinds
I. Paper making materials
J. Rubber, raw or crude
K. Seeds, including nuts for oils	3,30,404	3,46,292	6,21,017	4,02,733	3,74,306
L. Tallow, Stearine, and Wax	18,819	13,824	11,103	7,469	8,939
M. Textile materials—Cotton raw and waste	10,922	9,840	6,347	6,010	4,526
N. Do. Jute Do.	800	1,816	940	60	..
O. Do. Silk Do.	25,980	21,710	24,270	64,523	72,610
P. Do. Wool Do.	162
Q. Other textile materials	140	..
R. Wood and Timber	1,85,329	3,27,459	1,26,910	2,00,017	1,85,804
S. Miscellaneous	1,79,973	2,49,564	3,92,315	2,51,802	1,48,126
Total, Class II	74,03,937	1,74,56,892	1,71,33,902	1,80,61,538	1,57,87,458
III.—ARTICLES WHOLLY OR MAINLY MANUFACTURED—					
A. Apparel	1,24,556	1,85,452	1,90,367	1,32,458	1,30,752
B. Arms, Ammunition and Military stores	1,33,143	5,480	5,433	7,612	6,240
C. Chemicals, Drugs and Medicines	2,38,527	2,54,359	2,36,293	2,03,480	1,75,658
D. Cutlery, Hardware, Implements and Instruments (excluding electrical instruments and apparatus)	2,26,846	4,29,106	4,08,951	5,45,576	1,90,086
E. Dyes and Colours	2,55,398	2,28,782	2,13,281	2,36,613	2,05,255
F. Electrical goods and apparatus (other than machinery)	1,05,649	63,722	71,393	38,731	40,863
G. Furniture, Cabinetware and manufactures of Wood	52,929	62,148	43,647	55,425	21,356
H. Glassware and Earthenware	1,07,428	1,20,547	89,514	74,994	87,147
I. Hides and Skins, tanned or dressed, and Leather	46,404	74,183	53,694	42,017	40,120
J. Machinery of all kinds, including belting for machinery	2,68,396	1,60,648	2,29,052	1,48,991	1,89,744
K. Metals, Iron and Steel, and manufactures thereof	2,68,431	3,96,272	1,99,674	2,14,635	2,03,410
L. Metals other than Iron and Steel and manufactures thereof	1,78,696	1,95,852	1,58,034	1,52,562	1,42,981
M. Paper, Pasteboard, and Stationery	1,81,676	2,23,095	1,58,726	1,62,541	1,37,622
N. Railway plant and Rolling stock	4,605
O. Rubber manufactures	45,133	49,098	61,912	59,393	49,212
P. Vehicles (excluding Locomotives, etc., for railways)	1,87,341	2,52,373	1,81,873	1,62,305	98,841
Q. Cotton Yarns and manufactures	1,06,96,142	1,10,32,119	92,23,447	81,41,266	62,29,868
R. Jute Do.	3,38,020	1,72,707	3,16,779	2,47,879	87,598
S. Silk Do.	1,08,522	2,24,678	1,54,427	1,72,094	2,22,512
T. Woollen Do.	70,677	1,01,896	1,11,712	66,426	62,523
U. Other Yarns and textiles wholly or mainly manufactured	71,482	1,33,589	1,83,635	1,31,376	92,951
V. Miscellaneous	4,42,709	5,30,978	4,39,508	4,31,255	4,18,249
Total, Class III	1,41,52,710	1,48,97,084	1,27,31,352	1,14,27,629	88,32,988

IMPORTS.

No. 1A.

647
Summary of the value of the imports of merchandise consigned from British Empire, during each of the years 1926-1927 to 1930-1931—*contd.*

	1926-27.	1927-28.	1928-29.	1929-30.	1930-31.
	Rs.	Rs.	Rs.	Rs.	Rs.
IV.—LIVING ANIMALS—					
A. Horses	100	200	100
B. Other Living animals	12,12,400	9,37,344	7,20,247	5,41,498	6,52,302
Total, Class IV	12,12,500	9,37,544	7,20,347	5,41,498	6,53,202
V.—POSTAL ARTICLES	2,05,401	1,35,114	1,33,225	1,06,444	1,39,083
Total	3,27,60,323	4,81,75,199	4,59,84,423	4,09,77,898	3,43,43,886

No. 1B.

Summary of the value of the imports of merchandise consigned from foreign countries, during each of the years 1926-1927 to 1930-1931.

	1926-27.	1927-28.	1928-29.	1929-30.	1930-31.
	Rs.	Rs.	Rs.	Rs.	Rs.
I.—FOODS, DRINK AND TOBACCO—					
A. Fish (excluding canned fish)	1,75,462	2,29,372	2,22,116	2,53,965	2,08,943
B. Fruits and Vegetables	6,67,397	1,73,482	2,65,551	2,02,154	1,68,389
C. Grain, Pulse and Flour	4,30,166	2,05,184	1,07,789	4,62,163	3,84,966
D. Liquors	85,188	1,13,342	78,213	76,028	93,991
E. Provisions and Oilman's Stores	3,01,572	2,82,173	6,05,893	4,96,442	2,07,201
F. Spices	12,701	16,621	8,934	14,399	25,358
G. Sugar	23,13,398	30,44,072	39,22,142	17,67,637	13,09,853
H. Tea	61,745	23,349	41,115	15,994	10,170
I. Other Food and Drink	46,10,360	44,81,982	34,93,093	26,55,981	19,96,162
J. Tobacco	8,26,063	14,24,767	15,70,648	12,93,027	9,37,452
Total, Class I	94,84,052	99,99,344	1,03,15,494	72,37,790	53,52,485
II.—RAW MATERIALS AND PRODUCE AND ARTICLES MAINLY UNMANUFACTURED—					
A. Coal, Coke and Patent fuel	9,55,611	..	2,00,592	4,97,925	..
B. Other non-metallic mining and quarry products and the like	70,153	1,34,210	17,146	17,848
C. Fodder, Bran, and Pollards	28,883	2,010	..	2,225	6,235
D. Gums, Resins, and Lac	4,75,171	7,10,156	10,56,301	8,46,446	6,30,631
E. Hides and Skins, raw or undressed	36,57,763	39,99,866	42,90,774	27,02,828	13,87,806
F. Metallic ores and scrap iron or steel for remanufacture	21,391	25,187	14,990	5,200	..
G. Oils—Vegetable, mineral and animal	96,19,499	9,51,688	6,87,579	5,78,517	4,28,907
H. Oilcakes of all kinds	741	1,421	285	219	1,033
I. Paper making materials
J. Rubber, raw or crude
K. Seeds, including nuts for oils	2,08,107	2,41,341	1,62,195	1,53,735	1,18,056
L. Tallow, Stearine and Wax	38,758	13,000	38,312	20,678	20,806
M. Textile materials—Cotton raw and waste	9,555	52,353	22,797	6,945	5,443
N. Do. Jute Do.	1,150	..	539	1,360	2,010
O. Do. Silk Do.
P. Do. Wool Do.
Q. Other textile materials	400
R. Wood and Timber	1,44,926	2,11,300	1,48,158	1,41,673	1,53,424
S. Miscellaneous	2,48,999	2,38,424	2,81,154	2,69,365	2,82,626
Total, Class II	1,54,10,554	65,16,899	70,37,886	52,44,262	30,55,225

Summary of the value of the imports of merchandise consigned from foreign countries, during each of the years 1926-1927 to 1930-1931—*con'd.*

	1926-27.	1927-28.	1928-29.	1929-30.	1930-31.
II.—ARTICLES WHOLLY OR MAINLY MANUFACTURED—					
	Rs.	Rs.	Rs.	Rs.	Rs.
A. Apparel	43,784	65,027	76,994	57,795	90,440
B. Arms, Ammunition and Military stores	420	1,628	1,220	20	795
C. Chemicals, Drugs and Medicines	95,499	1,02,836	1,70,433	1,09,424	78,311
D. Cutlery, Hardware, Implements and instruments (excluding electrical instruments and apparatus)	3,69,289	3,49,646	2,81,098	2,07,228	1,76,247
E. Dyes and Colours	4,91,927	4,35,333	3,98,350	4,61,211	4,29,638
F. Electrical goods and apparatus (other than machinery)	44,394	8,482	18,612	15,200	21,492
G. Furniture, Cabinetware, and manufactures of wood and timber	32,391	38,899	44,107	24,439	18,768
H. Glassware and Earthenware	2,92,190	2,89,408	1,89,608	1,53,797	1,59,325
I. Hides and Skins, tanned or dressed, and Leather	9,352	9,410	8,357	8,698	3,176
J. Machinery of all kinds, including belting for machinery	88,330	67,159	92,173	54,269	96,179
K. Metals, Iron and Steel, and manufactures thereof	1,53,343	1,59,570	78,174	90,730	55,885
L. Metals other than Iron and Steel and manufactures thereof	29,220	53,923	34,915	36,479	47,064
M. Paper, Pasteboard, and Stationery	58,359	89,807	69,405	61,153	56,329
N. Railway plant and Rolling stock	5,515
O. Rubber manufactures	1,00,070	1,21,737	80,636	69,788	52,453
P. Vehicles (excluding Locomotives, etc., for railways)	2,93,839	3,13,547	4,03,971	3,59,540	2,46,208
Q. Cotton Yarns and manufactures	1,32,12,312	1,28,01,312	96,44,989	1,24,87,502	88,79,741
R. Jute Do.	69,144	60,584	56,310	35,699	30,816
S. Silk Do.	79,621	1,24,875	1,33,121	1,81,332	1,92,168
T. Woollen Do.	59,963	1,01,163	82,812	74,774	69,097
U. Other Yarns and textiles wholly or mainly manufactured	21,617	1,09,250	2,55,692	2,38,471	2,67,171
V. Miscellaneous	8,05,317	10,56,035	9,23,787	8,08,392	7,21,562
Total, Class III	1,63,55,896	1,63,59,670	1,30,44,764	1,55,35,941	1,16,92,865
V.—LIVING ANIMALS—					
A. Horses	430	400	450	150	30,000
B. Other living animals	1,08,699	49,010	33,224	32,579	38,316
Total, Class IV	1,09,129	49,410	33,674	32,729	68,316
—POSTAL ARTICLES	44,533	83,236	71,342	70,371	1,35,018
Total	4,14,04,164	3,30,08,559	3,05,03,160	2,81,21,093	2,03,03,909

No. 1c.

—Summary of the value of the imports of merchandise consigned from British Empire and foreign countries, during each of the years 1926-1927 to 1930-1931.

	1926-27.	1927-28.	1928-29.	1929-30.	1930-31.
—FOOD, DRINK AND TOBACCO—					
	Rs.	Rs.	Rs.	Rs.	Rs.
A. Fish (excluding canned fish)	1,97,476	2,62,377	2,40,752	2,72,671	2,20,497
B. Fruits and Vegetables	8,88,441	11,90,429	13,53,876	10,07,067	8,72,158
C. Grain, Pulse and Flour	40,46,876	69,65,503	74,53,967	50,91,361	34,51,770
D. Liquors	3,29,450	3,34,797	3,55,035	2,59,926	2,69,140
E. Provisions and Oilman's stores	8,81,304	10,33,159	12,45,554	11,34,166	8,65,596
F. Spices	14,67,712	12,90,692	13,65,736	14,05,956	10,30,261
G. Sugar	27,94,523	37,36,637	40,30,422	19,38,858	15,28,572
H. Tea	4,70,294	4,69,539	3,80,108	2,30,619	2,08,293
I. Other Food and Drink	50,88,391	54,39,844	45,87,341	35,17,776	28,22,719
J. Tobacco	31,05,560	40,24,932	45,68,300	32,20,179	30,15,534
Total, Class I	1,92,69,827	2,47,47,909	2,55,81,091	1,80,78,579	1,42,84,540

649

A.—Summary of the value of the imports of merchandise consigned from British Empire and foreign countries, during each of the years 1926-1927 to 1930-1931—contd.

	1926-27.	1927-28.	1928-29.	1929-30.	1930-31.
II.—RAW MATERIALS AND PRODUCE AND ARTICLES MAINLY UNMANUFACTURED—	Rs.	Rs.	Rs.	Rs.	Rs.
A. Coal, Coke, and Patent fuel	53,73,991	31,32,790	26,71,764	29,64,328	11,48,479
B. Other non-metallic mining and quarry products and the like	94,456	79,374	1,40,175	24,876	24,785
C. Fodder, Bran, and Pollards	6,55,414	88,993	70,786	66,107	57,494
D. Gums, Resins, and Lac	51,59,470	9,06,212	14,12,629	11,51,563	8,06,270
E. Hides and Skins, raw or undressed	32,290	65,60,166	74,71,261	38,81,211	22,89,266
F. Metallic ores and scrap Iron or Steel for remanufacture	1,00,94,407	32,559	16,390	6,300	1,31,38,118
G. Oils—Vegetable, mineral and animals	741	1,14,45,353	1,05,52,440	1,36,84,686	1,033
H. Oilcakes of all kinds	1,421	285	219	..
I. Paper making materials
J. Rubber, raw or crude
K. Seeds	5,38,511	5,87,633	7,83,212	5,56,463	4,92,362
L. Tallow, Stearine, and Wax	57,577	26,824	49,415	28,147	29,745
M. Textile materials—Cotton raw and waste	20,477	62,193	29,144	12,955	9,969
N. Do. Jute Do.	1,950	1,816	1,479	1,420	2,010
O. Do. Silk Do.	25,980	21,710	24,270	64,523	72,610
P. Do. Wool Do.	562
Q. Other textile materials	140	..
R. Wood and Timber	3,30,255	5,38,759	2,75,061	3,41,690	3,39,228
S. Miscellaneous	4,28,972	4,87,988	6,73,469	5,21,167	4,30,752
Total, Class II	2,28,14,491	2,39,73,791	2,41,71,788	2,33,05,800	1,88,42,683
III.—ARTICLES WHOLLY OR MAINLY MANUFACTURED—					
A. Apparel	1,68,340	2,50,479	2,67,361	1,90,253	2,21,192
B. Arms, Ammunition and Military stores	1,33,563	7,108	6,653	7,632	7,035
C. Chemicals, Drugs and Medicines	3,34,026	3,57,195	4,06,726	3,12,904	3,53,969
D. Cutlery, Hardware, Implements and instruments (excluding electrical instruments and apparatus)	5,96,135	7,78,752	6,90,049	7,52,804	3,66,333
E. Dyes and Colours	7,47,325	6,64,115	6,11,631	6,97,824	6,34,893
F. Electrical goods and apparatus (other than machinery)	1,50,043	72,204	90,005	53,931	62,355
G. Furniture, Cabinetware, and manufactures of Wood and Timber	85,320	1,01,047	87,754	79,864	40,124
H. Glassware and Earthenware	3,99,618	4,09,955	2,79,122	2,28,791	2,46,472
I. Hides and Skins, tanned or dressed, and Leather	55,756	83,593	62,051	50,715	43,296
J. Machinery of all kinds, including belting for machinery	3,56,726	2,27,807	3,21,225	2,03,260	2,85,923
K. Metals, Iron and Steel, and manufactures thereof	4,21,774	5,55,842	2,27,848	3,05,365	2,59,295
L. Metals other than Iron and Steel, and manufactures thereof	2,07,916	2,49,814	1,92,949	1,89,041	1,90,045
M. Paper, Pasteboard, and Stationery	2,40,035	3,12,902	2,28,131	2,23,694	1,93,951
N. Railway plant and Rolling stock	10,120
O. Rubber manufactures	1,45,203	1,70,835	1,42,548	1,29,181	1,01,665
P. Vehicles (excluding Locomotive, etc., for railways)	4,81,180	5,65,920	5,85,844	5,21,845	3,45,049
Q. Cotton Yarns and manufactures	2,39,08,454	2,38,33,431	1,88,68,436	2,06,28,768	1,51,09,609
R. Jute Do.	4,07,164	2,33,291	3,73,089	2,83,578	1,18,414
S. Silk Do.	1,88,143	3,49,553	2,87,548	3,53,426	4,14,680
T. Woollen Do.	1,30,640	2,03,059	1,94,524	1,41,200	1,31,620
U. Other Yarns and textiles wholly or mainly manufactured	93,099	2,42,839	4,39,327	3,69,847	3,60,122
V. Miscellaneous	12,48,026	15,87,013	13,63,295	12,39,647	11,39,811
Total, Class III	3,05,08,606	3,12,56,754	2,57,76,116	2,69,63,570	2,05,25,853
IV.—LIVING ANIMALS—					
A. Horses	530	600	550	150	30,000
B. Other living animals	13,21,099	9,86,354	7,53,471	5,74,077	6,90,618
Total, Class IV	13,21,629	9,86,954	7,55,021	5,74,227	7,20,618
V.—POSTAL ARTICLES	2,49,934	2,18,350	2,04,567	1,76,815	2,74,101
Total	7,41,64,487	8,11,83,758	7,64,87,583	6,90,98,991	5,46,47,795

A.—Summary of the value of the exports of merchandise to British Empire, during each of the years 1926-1927 to 1930-1931.

	1926-27.	1927-28.	1928-29.	1929-30.	1930-31.
I.—FOOD, DRINK AND TOBACCO—					
	— Ra.	Ra.	Ra.	Ra.	Ra.
A. Fish (excluding canned fish)	4,17,756	4,01,178	2,82,527	3,63,877	3,08,572
B. Fruits and Vegetables	2,02,008	2,88,881	4,12,372	1,89,290	1,38,650
C. Grain, Pulse and Flour	7,06,346	10,61,061	18,31,430	8,05,637	5,72,558
D. Liquors	34,664	24,114	22,564	19,492	19,568
E. Provisions and Oilman's stores	1,69,002	2,42,701	3,00,137	2,31,978	2,13,155
F. Spices	69,547	50,261	50,963	78,579	27,941
G. Sugar	4,45,420	6,99,487	6,09,871	3,27,377	1,97,338
H. Tea	85,375	1,44,504	91,240	51,183	30,698
I. Other Food and Drink	38,42,499	33,90,727	33,16,871	30,01,636	20,24,521
J. Tobacco	5,56,591	6,81,326	1,51,362	1,18,123	1,04,516
Total, Class I	65,29,208	69,84,240	70,69,337	51,87,172	36,37,517
II.—RAW MATERIALS AND PRODUCE AND ARTICLES MAINLY UNMANUFACTURED—					
A. Coal, Coke, and Patent fuel,	1,563	..
B. Other non-metallic, mining and quarry products and the like	1,90,579	1,36,155	1,38,300	5,376
C. Fodder, Bran, and Pollards	26,257	23,221	23,619	11,428	13,167
D. Gums, Resins, and Lac	3,97,710	4,55,301	5,21,053	4,98,519	2,08,965
E. Hides and Skins, raw	25,59,010	28,22,362	31,89,270	16,52,351	5,20,055
F. Metallic ores and scrap Iron or Steel for re-manufacture	57	100	217	277	885
G. Oils—Vegetables, mineral and animals	92,885	1,03,065	64,860	85,903	57,111
H. Oilcakes of all kinds	72	265	41	136	72
I. Paper making materials
J. Rubber, raw or crude
K. Seeds, including nuts for oils	8,065	3,507	7,251	9,722	3,082
L. Tallow, Stearine, and Wax	13,894	11,428	33,360	19,265	4,359
M. Textile materials—Cotton raw and waste	637	57,942	9,826	4,767	1,231
N. Do. Jute Do.	60	44	..
O. Do. Silk Do.
P. Do. Wool Do.	400
Q. Other textile materials
R. Wood and Limber	19,330	26,710	19,400	34,251	35,404
S. Miscellaneous	2,17,629	1,60,997	2,48,191	1,66,234	1,01,084
Total, Class II	33,35,746	38,55,477	42,53,303	26,22,760	9,50,791
III.—ARTICLES WHOLLY OR MAINLY MANUFACTURED—					
A. Apparel	17,138	41,744	28,991	27,641	17,662
B. Arms, Ammunition and Military stores	6,388	3,255	459	3,214	2,454
C. Chemicals, Drugs and Medicines	36,957	25,408	35,428	42,242	32,505
D. Cutlery, Hardware, Implements (except machine tools), and instruments	90,040	1,12,340	74,020	98,213	1,13,588
E. Dyes and Colours	23,055	22,655	7,113	4,832	8,241
F. Electrical goods apparatus (other than machinery)
G. Furniture, Cabinetware, and manufactures of Wood	54,241	43,087	51,917	26,804	22,458
H. Glassware and Earthenware	16,760	18,261	13,043	8,755	10,380
I. Hides and Skins, tanned or dressed, and Leather	810	1,268	775	499	785
J. Machinery of all kinds, including belting for machinery	5,213	14,730	24,255	10,550	1,29,908
K. Metals, Iron and Steel, and manufactures thereof	13,623	8,256	4,673	5,892	79,722
L. Metals other than Iron and Steel and manufactures thereof	18,037	29,246	23,084	22,851	24,273
M. Paper, Pasteboard, and Stationery	12,002	15,161	16,953	13,311	10,046
N. Railway plant and Rolling stock	40,000	100
O. Rubber manufactures	12,973	20,159	21,000	19,349	18,553
P. Vehicles (excluding Locomotive, etc., for railways)	64,326	69,051	1,06,451	1,10,171	92,163
Q. Cotton Yarns and manufactures	24,17,932	25,50,280	15,95,073	16,73,605	17,89,903
R. Jute Do.	56,178	22,221	28,385	10,142	6,102
S. Silk Do.	50	2,200	11,512	5,282	9,984
T. Woollen Do.	6,877	18,091	12,870	5,431	4,163
U. Other Yarns and textiles wholly or mainly manufactured	3,000	7,117	5,500	1,568	4,784
V. Miscellaneous	2,56,272	97,753	79,924	1,18,930	60,975
Total, Class III	31,51,872	31,22,373	21,41,426	22,09,282	24,38,649

EXPORTS.

No. 2A.

651

A.—Summary of the value of the exports of merchandise to British Empire, during each of the years 1926-1927 to 1930-1931—*contd.*

	1926-27.	1927-28.	1928-29.	1929-30.	1930-31.
	Ra.	Ra.	Ra.	Ra.	Ra.
IV.—LIVING ANIMALS—					
A. Horses	2,380	1,900	..	1,105	2,200
B. Cattle	5,53,416	8,420	11,736	2,032	26,249
C. Sheep and Goats	6,940	5,416	4,845	1,801	2,918
D. Other living animals					
Total, Class IV	5,62,736	2,60,998	16,581	4,938	31,365
V.—POSTAL ARTICLES					
Total	2,72,756	2,75,151	2,53,570	2,06,124	2,39,493
Total	1,38,52,318	1,44,98,239	1,37,34,217	1,02,30,276	72,97,815

No. 2B.

Summary of the value of the exports of merchandise to foreign countries, during each of the years 1926-1927 to 1930-1931.

	1926-27.	1927-28.	1928-29.	1929-30.	1930-31.
	Ra.	Ra.	Ra.	Ra.	Ra.
I.—FOOD, DRINK AND TOBACCO—					
A. Fish (excluding canned fish)	25,087	67,454	88,142	81,684	73,437
B. Fruits and Vegetables	3,42,387	5,11,550	5,03,970	4,84,352	3,63,588
C. Grain, Pulse and Flour	20,11,108	37,19,081	35,85,559	26,04,032	15,82,958
D. Liquors	2,592	10,567	10,554	6,331	5,778
E. Provisions and Oilman's stores	4,29,853	6,56,094	7,74,350	7,66,783	5,57,182
F. Spices	11,73,457	10,48,754	10,95,928	10,33,683	7,60,694
G. Sugar	14,83,980	23,56,895	24,27,999	14,49,600	9,84,750
H. Tea	2,50,551	2,39,181	1,92,027	1,40,919	1,06,872
I. Other Food and Drink	65,04,565	68,55,314	55,40,993	42,93,421	35,61,080
J. Tobacco	19,12,697	22,35,374	31,85,812	28,01,441	19,71,541
Total, Class I	1,41,36,284	1,77,00,264	1,74,05,334	1,36,62,246	99,67,878
II.—RAW MATERIALS AND PRODUCE AND ARTICLES MAINLY UNMANUFACTURED—					
A. Coal, Coke, and Patent fuel	24,453	1,868	1,944	1,914	4,297
B. Other than non-metallic mining and quarry products and the like		3,939	1,706	1,917	5,961
C. Fodder, Bran, and Pollards	6,206	5,459	5,980	4,851	4,376
D. Gums, Resins, and Lac	3,78,273	5,04,953	9,75,851	8,57,554	7,08,982
E. Hides and Skins, raw	59,55,666	84,58,422	97,58,934	66,17,264	41,33,162
F. Metallic ores and scrap Iron or Steel for re-manufacture	1,817	274	10,674	14,015	22,678
G. Oils—Vegetable, mineral and animals	3,53,398	5,14,516	4,54,817	3,52,492	2,51,049
H. Oilcakes of all kinds	1,514	1,119	3,404	1,771	206
I. Paper making materials					
J. Rubber, raw or crude					
K. Seeds, including nuts for oils	1,45,998	1,49,448	2,33,477	2,12,002	2,03,726
L. Tallow, Stearine, and Wax	91,890	71,378	46,976	39,493	32,368
M. Textile materials—Cotton raw and waste	2,243	4,883	8,372	9,276	2,476
N. Do. Jute Do.	1,731	2,751	3,362	3,469	1,827
O. Do. Silk Do.	11,430	9,178	16,000	56,600	66,100
P. Do. Wool Do.	500	700	4,850	4,450	
Q. Other textile materials					
R. Wood and Timber	36,694	58,990	39,303	65,500	34,990
S. Miscellaneous	1,92,104	3,64,816	5,00,646	4,60,269	2,04,984
Total, Class II	72,03,917	1,01,52,694	1,20,66,296	87,02,837	56,77,182

Summary of the value of the exports of merchandise to foreign countries, during each of the years 1926-1927 to 1930-1931—*contd.*

	1926-27.	1927-28.	1928-29.	1929-30.	1930-31.
III.—ARTICLES WHOLLY OR MAINLY MANUFACTURED—					
	Rs.	Rs.	Rs.	Rs.	Rs.
A. Apparel	47,991	70,370	1,04,961	78,197	68,252
B. Arms, Ammunition and Military stores	1,32,407	9,801	4,953	5,852	24,170
C. Chemicals, Drugs and Medicines	1,55,575	1,41,256	1,63,881	1,18,815	89,783
D. Cutlery, Hardware, Implements (except machine tools), and instruments	3,19,379	3,51,140	3,11,053	2,58,454	1,86,573
E. Dyes and Colours	4,42,253	3,79,552	3,54,452	4,67,306	3,92,780
F. Electrical goods apparatus (other than machinery)
G. Furniture, Cabinetware, and manufactures of Wood	16,960	30,361	34,216	24,844	14,561
H. Glassware and Earthenware	2,05,304	2,19,410	1,53,130	1,21,367	93,972
I. Hides and Skins, tanned or dressed, and Leather	8,514	10,622	9,174	3,985	3,583
J. Machinery of all kinds, including belting for machinery	15,484	22,794	1,01,848	34,321	82,870
K. Metals, Iron and Steel, and manufactures thereof	1,23,173	2,98,005	1,12,421	51,036	39,469
L. Metals other than Iron and Steel and manufactures thereof	92,745	1,13,882	1,02,604	64,422	77,846
M. Paper, Pasteboard, and Stationery	78,577	1,06,106	1,05,953	1,09,035	81,910
N. Railway Plant and Rolling Stock	14,800
O. Rubber manufactures	9,488	33,258	22,875	33,009	18,647
P. Vehicles (excluding Locomotive, etc., for railways)	1,37,293	2,29,748	1,89,335	1,38,028	1,26,127
Q. Cotton Yarns and manufactures	1,83,03,654	1,83,38,873	1,59,51,341	1,64,67,942	1,21,67,954
R. Jute Do.	2,26,343	2,13,287	2,62,825	2,19,475	89,833
S. Silk Do.	91,102	1,63,642	1,22,860	80,749	69,230
T. Woollen Do.	27,911	57,739	41,333	60,436	46,894
U. Other Yarns and textiles wholly or mainly manufactured	1,657	53,875	76,854	28,800	20,475
V. Miscellaneous	5,57,909	5,40,317	3,88,869	4,19,950	2,84,380
Total, Class III	2,09,93,719	2,13,98,838	1,86,14,938	1,87,86,023	1,39,79,309
IV.—LIVING ANIMALS—					
A. Horses	30,450
B. Cattle	770	..	160	..	187
C. Sheep and Goats	24,670	20,589	46,447	38,284	45,910
D. Other living animals	2,100	2,320	9,257	43,708	7,127
Total, Class IV	27,540	22,909	55,864	81,992	83,674
V.—POSTAL ARTICLES	4,483	3,329	5,363	6,520	52,226
Total	4,23,65,943	4,92,78,034	4,81,47,795	4,12,39,618	2,97,60,969

No. 2c.

Summary of the value of the exports of merchandise to British Empire and foreign countries during each of the years 1926-1927 to 1930-1931.

	1926-27.	1927-28.	1928-29.	1929-30.	1930-31.
I.—FOOD, DRINK, AND TOBACCO—					
	Rs.	Rs.	Rs.	Rs.	Rs.
A. Fish (excluding canned fish)	4,42,843	4,68,632	3,70,669	4,45,561	3,82,009
B. Fruits and Vegetables	5,44,395	8,00,431	9,16,342	6,73,642	5,02,238
C. Grain, Pulse and Flour	27,17,454	47,80,142	54,16,989	34,09,669	21,55,514
D. Liquors	37,263	34,681	33,118	25,823	25,346
E. Provisions and Oilman's stores	5,98,855	8,98,795	10,74,487	9,98,761	7,70,337
F. Spices	12,43,004	10,99,015	11,46,891	11,12,262	7,88,635
G. Sugar	19,29,400	30,56,382	30,37,870	17,76,977	11,82,088
H. Tea	3,35,926	3,83,685	2,83,267	1,92,102	1,37,570
I. Other Food and Drink	1,03,47,064	1,02,46,041	88,57,864	72,95,057	55,85,601
J. Tobacco	24,69,288	29,16,700	33,37,174	29,19,564	20,76,057
Total, Class I	2,06,65,492	2,46,84,504	2,44,74,671	1,88,49,418	1,36,05,395

Summary of the value of the exports of merchandise to British Empire and foreign countries during each of the years 1926-1927 to 1930-1931—*contd.*

	1926-27.	1927-28.	1928-29.	1929-30.	1930-31.
II.—RAW MATERIALS AND PRODUCE AND ARTICLES MAINLY UNMANUFACTURED—					
	Rs.	Rs.	Rs.	Rs.	Rs.
A. Coal, Coke, and Patent fuel	24,453	1,868	1,944	3,477	4,297
B. Other non-metallic mining and quarry products and the like	32,463	1,94,518	1,37,861	1,40,217	11,337
C. Fodder, Bran, and Pollards	7,75,983	28,680	29,599	16,279	17,543
D. Gums, Resins, and Lac	85,14,676	9,60,254	14,96,904	13,56,073	9,17,947
E. Hides and Skins, raw		1,12,80,784	1,29,48,204	82,69,615	46,53,217
F. Metallic ores and scrap Iron or Steel for re-manufacture	1,874	374	10,891	14,292	23,563
G. Oils—Vegetable, mineral and animals	4,46,283	6,17,581	5,19,677	4,38,395	3,08,160
H. Oilcakes of all kinds	1,586	1,384	3,445	1,907	278
I. Paper making materials					
J. Rubber, raw or crude					
K. Seeds, including nuts for oils	1,54,063	1,52,955	2,40,728	2,21,724	2,06,808
L. Tallow, Stearine, and Wax	1,05,584	82,806	80,336	58,758	36,727
M. Textile materials—Cotton raw and waste	2,880	62,825	18,198	14,043	3,707
N. Do. Jute Do.	1,731	2,751	3,422	3,513	1,827
O. Do. Silk Do.	11,430	9,178	16,000	56,600	66,100
P. Do. Wool Do.	900	700	4,850	4,450	
Q. Other textile materials					
R. Wood and Timber	56,024	85,700	58,703	99,751	70,394
S. Miscellaneous	4,09,733	5,25,813	7,48,837	6,26,503	3,06,068
Total, Class II	1,05,39,663	1,40,08,171	1,63,19,599	1,13,25,597	66,27,973
III.—ARTICLES WHOLLY OR MAINLY MANUFACTURED—					
A. Apparel	65,129	1,12,114	1,33,952	1,05,838	85,914
B. Arms, Ammunition and Military stores	1,38,795	13,056	5,412	9,066	26,624
C. Chemicals, Drugs and Medicines	1,92,532	1,66,664	1,99,309	1,61,057	1,22,288
D. Cutlery, Hardware, Implements (except machine tools), and instruments	4,09,419	4,63,482	3,85,073	3,56,667	3,00,161
E. Dyes and Colours	4,65,308	4,02,205	3,61,565	4,72,138	4,01,021
F. Electrical goods and apparatus (other than machinery)					
G. Furniture, Cabinetware, and manufactures of Wood	71,201	73,448	86,133	51,648	37,019
H. Glassware and Earthenware	2,22,064	2,37,671	1,66,173	1,30,122	1,04,352
I. Hides and Skins, tanned or dressed, and Leather	9,324	11,880	9,949	4,484	4,368
J. Machinery of all kinds, including belting for machinery	20,697	37,524	1,26,103	44,871	2,12,778
K. Metals, Iron and Steel, and manufactures thereof	1,36,796	3,06,261	1,17,094	56,928	1,19,191
L. Metals other than Iron and Steel and manufactures thereof	1,10,782	1,43,128	1,25,688	87,273	1,02,119
M. Paper, Pasteboard, and Stationery	90,579	1,21,267	1,22,906	1,22,346	91,956
N. Railway plant and Rolling Stock	40,000	14,900			
O. Rubber manufactures	22,461	53,417	43,875	52,358	37,200
P. Vehicles (excluding Locomotives, etc., for railways)	2,01,619	2,98,799	2,95,786	2,48,199	2,18,290
Q. Cotton Yarns and manufactures	2,07,21,586	2,08,89,153	1,75,46,414	1,81,41,547	1,39,57,857
R. Jute Do.	2,82,521	2,35,508	2,91,210	2,29,617	95,935
S. Silk Do.	91,152	1,65,842	1,34,372	86,031	79,214
T. Woollen Do.	34,788	75,830	54,203	65,867	51,057
U. Other Yarns and textiles wholly or mainly manufactured	4,657	60,992	82,354	30,368	25,259
V. Miscellaneous	8,14,181	6,38,070	4,68,793	5,38,880	3,45,355
Total, Class III	2,41,45,591	2,45,21,211	2,07,56,364	2,09,95,305	1,64,17,958
IV.—LIVING ANIMALS—					
A. Horses		1,900			30,450
B. Cattle	3,150	8,420	160	1,105	2,387
C. Sheep and Goats	5,78,086	2,66,851	58,183	40,316	72,159
D. Other living animals	9,040	7,736	14,102	45,509	10,043
Total, Class IV	5,90,276	2,83,907	72,445	86,930	1,15,039
V.—POSTAL ARTICLES					
	2,77,239	2,78,480	2,58,933	2,12,644	2,92,419
Total	5,62,18,261	6,37,76,273	6,18,82,012	5,14,69,894	3,70,58,784

654
ABSTRACT TABLE.
IMPORTS AND EXPORTS.

No. 1.

Value (in rupees) of the sea-borne trade of Aden with foreign countries and with India, exclusive of Government stores and treasure, in each official year from 1926-1927 to 1930-1931.

	1926-27.	1927-28.	1928-29.	1929-30.	1930-31.
Imports—	Ra.	Ra.	Ra.	Ra.	Ra.
Merchandise	7,41,64,487	8,11,83,758	7,64,87,583	6,90,98,991	5,46,47,795
Treasure	1,11,13,581	1,29,77,592	63,17,585	84,59,137	61,06,543
Total ..	8,52,78,068	9,41,61,350	8,28,05,168	7,75,58,128	6,07,54,338
Exports—					
Merchandise	5,62,18,261	6,37,76,273	6,18,82,012	5,14,69,894	3,70,58,784
Treasure	1,04,69,066	1,37,92,934	62,01,301	66,09,913	46,74,835
Total ..	6,66,87,327	7,75,69,207	6,80,83,313	5,80,79,807	4,17,33,619
Grand Total, Imports and Exports ..	15,19,65,395	17,17,30,557	15,08,88,481	13,56,37,935	10,24,87,957

No. 2.

Value (in rupees) of the total imports and exports of Government stores and treasure from and to foreign and Indian ports, in each official year from 1926-1927 to 1930-1931.

	1926-27.	1927-28.	1928-29.	1929-30.	1930-31.
Imports—	Ra.	Ra.	Ra.	Ra.	Ra.
Stores	5,60,239	57,282	20,023	28,123	15,032
Treasure	10,05,816	52,04,000	..	40,00,292	35,00,000
Total ..	15,66,055	52,61,282	20,023	40,28,415	35,15,032
Exports—					
Stores	76,802	27,577	13,976	2,105	1,118
Treasure	6,38,241	1,91,046	2,34,903	2,77,478	1,68,627
Total ..	7,15,043	2,18,623	2,48,879	2,79,583	1,60,745
Grand Total, Imports and Exports ..	22,81,098	54,79,905	2,68,902	43,07,998	36,84,777

655
TRADE WITH COUNTRIES.
1926-27 to 1930-31.

Value (in rupees) of the imports of merchandise and treasure (excluding Government store) 1926-27 to 1930-31

Countries.	1926-1927.			1927-28.		
	Merchandise.	Treasure.	Total.	Merchandise.	Treasure.	Total.
	Rs.	Rs.	Rs.	Rs.	Rs.	Rs.
EUROPE—FROM—						
United Kingdom	79,23,756	83,020	80,06,776	2,36,799	..	2,36,799
Austria	24,05,959	63,99,086	88,05,045	1,01,59,263	6,318	1,01,65,581
France	5,54,905	..	5,54,905	18,981	..	18,981
Germany	5,52,014	..	5,52,014	6,68,206	..	6,68,206
Greece	9,850	..	9,850	5,18,689	..	5,18,689
Italy	3,44,204	..	3,44,204	3,950	..	3,950
Triest	4,39,299	..	4,39,299
Other Countries	8,59,726	..	8,59,726	10,46,876	91,61,580	1,02,08,459
AFRICA AND ADJACENT ISLANDS—						
Anglo Egyptian Sudan	85,031	3,954	88,985	79,560	..	79,560
Egypt	9,66,822	17,30,375	26,97,197	10,06,343	15,10,935	25,17,278
North Africa, including Morocco, Algeria, Tripoli and Tunis	5,070	..	5,070	29,174	..	29,174
Abyssinia—Mossawah	3,20,869	30,793	3,51,662	3,57,494	6,432	3,63,926
D'Jibouti and Obokh	41,11,818	1,28,815	42,40,633	38,08,116	50,410	38,58,526
Eastern Coast of Africa (comprising the Coast between Natal and Abyssinia)—						
Danakil Coast	4,35,594	..	4,35,594	3,34,732	..	3,34,732
Berbera, Bulhar, Zaila	31,59,042	1,52,020	33,11,062	39,64,614	33,392	39,98,006
Independent Somali Ports	3,84,148	..	3,84,148	5,52,730	..	5,52,730
Zanzibar including Mombassa and Pemba	1,20,534	..	1,20,534	1,24,314	..	1,24,314
Other countries Africa	53,237	..	53,237
Kenya Colony	28,54,564	..	28,54,564	10,25,521	..	10,25,521
Tanganyika Territory	45,224	..	45,224	37,486	..	37,486
Mozambique—Portugese East Africa	10,41,736	..	10,41,736	65,922	..	65,922
Other East African, including Italian Ports	1,32,220	7,288	1,39,508	94,988	..	94,988
Madagascar, including Comoro	3,114	6,395	9,509	476	2,000	2,476
Mauritius and Dependancies	625	..	625
Seychelles
Natal	4,18,873	..	4,18,873	14,55,412	..	14,55,412
UNITED STATES	19,39,053	..	19,39,053	22,82,998	..	22,82,998
CANADA	100	..	100
AUSTRALIA AND NEW ZEALAND	57,508	..	57,508	1,33,893	..	1,33,893
ASIA—						
Arabia—						
Jeddah	1,09,338	7,13,770	8,23,108	86,542	4,00,906	4,87,448
Hodeida	19,15,253	5,88,595	25,03,848	20,75,249	3,04,977	23,80,226
Lohia	4,87,023	48,674	5,35,697	97,251	8,615	1,05,866
Gaizan	2,73,693	89,333	3,63,026	52,748	93,637	1,46,385
Fursan and other Islands in the Red Sea	1,95,222	3,905	1,99,127	2,81,520	60,745	3,42,265
Mokha	17,06,778	8,11,854	25,18,632	20,99,637	5,08,775	26,08,412
Konfidah and Salif	45,047	5,523	50,570	67,866	..	67,866
Independent Arabian Gulf Ports	12,72,807	3,02,181	15,74,988	20,61,390	4,08,320	24,69,710
Maskat	5,905	..	5,905	36,556	5,000	41,556
Other Ports in Arabia
Perim	22,961	..	22,961	32,172	370	32,542
Turkey in Asia
China	54,28,359	..	54,28,359	62,80,802	..	62,80,802
Japan	66,59,128	..	66,59,128	54,21,494	..	54,21,494
Persia	8,966	..	8,966
Bahrein Island
China (Hongkong)	2,07,735	..	2,07,735	1,60,832	..	1,60,832
Tonkin
Mesopotamia	95,10,599	..	95,10,599	1,08,56,784	..	1,08,56,784
Straits Settlements	6,74,992	..	6,74,992	7,30,020	8,830	7,38,850
Asiatic Turkey, Persian Gulf, Levant and Black Sea	17,030	..	17,030	76,580	..	76,580
Other countries in Asia	6,82,444	..	6,82,444	27,16,171	..	27,16,171
Total of Foreign Countries	5,80,08,876	1,11,05,581	6,91,14,457	6,24,29,222	1,25,71,242	7,50,00,464
INDIA—						
Bombay	1,17,58,188	8,000	1,17,66,188	1,35,95,779	4,06,350	1,40,02,129
Karachi	14,14,764	..	14,14,764	25,28,566	..	25,28,566
Calcutta	28,89,200	..	28,89,200	24,83,318	..	24,83,318
Other Ports	93,459	..	93,459	1,46,873	..	1,46,873
Total of Indian Ports	1,61,55,611	8,000	1,61,63,611	1,87,54,536	4,06,350	1,91,60,886
Grand Total of Imports	7,41,64,487	1,11,13,581	8,52,78,068	8,11,83,758	1,29,77,592	9,41,61,350

656

TRADE WITH COUNTRIES.
1926-27 TO 1930-31.

3. and treasure) from each foreign country and ports in India, in each official year from into the Port of Aden.

1928-1929.			1929-1930.			1930-1931.		
Merchandise.	Treasure.	Total.	Merchandise.	Treasure.	Total.	Merchandise.	Treasure.	Total.
Rs.	Rs.	Rs.	Rs.	Rs.	Rs.	Rs.	Rs.	Rs.
90,569	..	90,569	6,22,416	..	6,22,416	2,48,570	1,000	2,48,570
81,58,236	13,500	81,71,736	79,19,717	..	79,19,717	53,37,620	..	53,38,620
14,833	..	14,833	576	..	576	1,365	..	1,365
9,21,082	..	9,21,082	5,08,524	..	5,08,524	4,08,072	..	4,08,072
4,50,507	..	4,50,507	5,15,413	..	5,15,413	4,84,201	..	4,84,201
1,21,470	..	1,21,470	1,62,101	..	1,62,101	88,667	..	88,667
4,95,337	..	4,95,337	3,81,479	..	3,81,479	2,05,111	..	2,05,111
8,60,776	14,31,040	22,91,816	6,12,699	24,53,230	30,65,929	6,23,829	7,15,300	13,44,129
8,08,989	5,120	8,14,109	6,66,551	..	6,66,551	5,53,253	..	5,63,253
1,17,614	..	1,17,614	1,55,403	..	1,55,403	3,87,330	..	3,78,330
13,51,865	17,86,672	31,38,537	9,67,416	2,400	9,69,816	5,97,496	..	5,97,496
37,620	..	37,620	27,659	..	27,659	9,300	..	9,300
4,28,305	84,744	5,13,049	2,43,538	1,19,857	3,63,395	81,698	3,13,255	3,94,953
38,72,679	19,264	38,91,933	27,26,186	32,73,745	59,99,931	15,69,302	29,74,419	45,43,721
3,82,273	4,230	3,86,503	1,80,655	..	1,80,655	1,06,707	..	1,06,707
45,30,747	2,58,121	47,88,868	23,31,979	57,307	23,89,286	21,00,495	97,327	21,97,822
8,08,752	..	8,08,752	7,28,029	3,500	7,31,529	6,11,923	2,000	6,13,923
1,135	256	1,13,809	1,79,432	..	1,79,432	64,331	1,000	65,331
11,70,882	919	11,71,801	9,82,175	600	9,82,775	9,86,077	..	9,86,077
27,126	..	27,126	80,200	..	80,200	5,461	..	5,461
2,56,882	..	2,56,882	5,40,053	..	5,40,053	34,060	..	34,060
1,78,237	..	1,78,237	2,74,114	..	2,74,114	2,02,113	..	2,02,113
2,490	2,000	4,490	730	678	1,408	2,500	..	2,500
2,700	..	2,700	6	..	6	39	..	39
..	120	..	120	300	..	300
10,44,764	..	10,44,764	8,84,173	..	8,84,173	4,43,881	..	4,53,881
21,85,012	..	21,85,012	15,71,628	..	15,71,628	7,53,194	..	7,53,194
29,200	..	29,200	10,225	..	10,225	7,153	..	7,153
3,58,564	..	3,58,564	4,53,894	..	4,53,894	2,41,847	..	2,41,847
91,765	2,18,101	3,09,866	1,10,106	3,70,695	4,80,801	96,488	1,93,239	2,79,727
18,33,346	2,83,385	21,16,731	13,30,318	5,02,340	18,32,658	8,55,310	2,15,868	10,71,178
20,443	2,560	23,003	73,005	4,360	77,365	54,523	..	54,523
2,54,289	6,19,711	7,74,000	2,18,621	3,48,622	5,67,243	1,43,617	1,67,629	3,11,246
3,30,329	1,30,115	4,60,444	2,59,981	1,69,707	4,29,688	2,27,619	1,40,893	3,68,512
17,30,218	8,61,811	25,92,029	13,87,703	5,98,973	19,86,676	12,51,300	1,46,053	13,97,353
1,26,078	3,123	1,29,201	74,051	..	74,051	48,933	..	48,933
16,97,522	5,30,608	22,28,130	13,23,063	5,52,423	18,75,486	9,92,006	5,48,208	15,40,214
51,286	..	51,286	7,407	..	7,407	2,754	15,550	18,304
9,218	..	9,218
17,225	35,160	52,385	21,873	700	22,573	13,755	..	13,755
1,000	..	1,000
88,94,334	..	88,94,334	40,73,045	..	40,73,045	17,38,436	..	17,38,436
39,68,065	..	39,68,065	4,87,819	..	74,87,819	71,01,703	..	71,01,703
44,970	..	44,970	69,183	..	69,183	89,271	..	89,271
3,510	..	3,510	27,990	27,990
1,00,532	..	1,00,532	1,08,676	..	1,08,676	1,68,890	..	1,68,890
1,04,96,368	..	1,04,96,368	1,35,29,319	..	1,35,29,319	1,28,59,896	8,864	1,28,68,760
5,94,811	1,500	5,96,311	6,32,478	..	6,32,478	4,51,652	..	4,51,652
47,288	..	47,288	57,985	..	57,985	1,20,999	..	1,20,999
32,68,257	..	62,68,257	10,37,539	..	10,37,539	11,29,528	2,600	11,32,528
5,74,01,918	61,91,940	6,35,93,858	5,55,29,263	84,59,137	6,39,88,400	4,34,88,975	55,71,195	4,90,60,170
1,39,78,019	1,25,645	1,41,03,664	1,00,64,059	..	1,00,64,059	84,87,196	5,35,348	90,22,544
27,30,517	..	27,30,517	16,04,552	..	16,04,552	13,62,321	..	13,62,321
22,10,554	..	22,10,554	16,62,048	..	16,62,048	10,49,840	..	10,49,840
1,66,575	..	1,66,575	2,39,069	..	2,39,069	2,59,463	..	2,59,463
1,90,85,665	1,25,645	1,92,11,310	1,35,69,728	..	1,35,69,728	1,11,58,820	5,35,348	1,16,94,168
7,64,87,583	63,17,585	8,28,05,168	6,90,98,991	84,59,137	7,75,58,128	5,46,47,795	-61,06,543	6,07,54,338

657

TRADE WITH COUNTRIES.
1926-27 TO 1930-31.

No.

Value (in rupees) of the exports of merchandise and treasure (excluding Government stores and from the

Countries.	1926-1927.			1927-1928.		
	Merchandise.	Treasure.	Total.	Merchandise.	Treasure.	Total.
	Rs.	Rs.	Rs.	Rs.	Rs.	Rs.
EUROPE—						
United Kingdom	27,78,619	..	27,78,619	29,44,082	..	29,44,082
Trieste	1,32,424	..	1,32,424	2,36,566	..	2,36,566
France	43,32,729	..	43,32,729	68,66,696	..	68,66,696
Germany	2,87,606	..	2,87,606	7,43,040	..	7,43,040
Spain	3,19,900	..	3,19,900	2,66,990	..	2,66,990
Italy	3,11,070	..	3,11,070	4,84,952	..	4,84,952
Denmark	4,68,349	..	4,68,349	5,13,760	..	5,13,760
Other Countries	1,49,947	..	1,49,947	2,03,816	..	2,03,816
Norway	7,41,575	..	7,41,575	5,71,865	..	5,71,865
Sweden	2,49,235	..	2,49,235	1,98,580	..	1,98,580
Belgium	2,46,601	..	2,46,601	2,98,885	..	2,98,885
AFRICA AND ADJACENT ISLANDS—						
Anglo Egyptian Sudan	2,79,931	5,450	2,85,381	4,78,312	5,160	4,83,472
Egypt	18,96,542	11,581	19,08,123	18,32,375	57,212	18,89,587
North Africa (Morocco, Algeria Tripoli, Tunisia)	2,800	..	2,800	31,945	..	31,945
Mossawah	6,39,450	6,03,588	12,43,038	6,45,156	5,47,605	11,92,761
D'Jibouti and Obokh	1,11,91,096	16,02,798	1,27,93,894	1,28,31,558	55,43,270	1,83,79,828
Eastern Coast of Africa (comprising the Coast between Natal and Abyssinia)—						
Danakil Coast	26,40,042	24,725	26,64,767	39,41,636	1,65,920	41,07,556
Berbera, Bulhar, Zaila, Karam and Hais	8,36,052	..	8,36,052	11,32,337	..	11,32,337
Independent Somali Ports	5,62,426	35,425	5,97,851	8,32,236	21,736	8,53,972
Zanzibar and Kenya Colony	70,011	..	70,011	50,345	..	50,345
Tanganyika Territory	1,235	..	1,235	46,908	..	46,908
South Africa
Russia in Europe
Other East African, including Italian Ports	22,03,144	10,488	22,13,632	22,62,143	13,740	22,75,883
Madagascar, including Comoro	9,497	..	9,497	13,300	..	13,300
Mauritius and Dependencies	1,12,375	..	1,12,375	73,610	..	73,610
Reunion
Cape of Good Hope	400	..	400	2,150	..	2,150
Seychelles	69,563	..	69,563	47,752	..	47,752
UNITED STATES—						
Canada, etc.	47,94,848	..	47,94,848	45,75,841	..	45,75,841
AUSTRALIA AND NEW ZEALAND						
Tonkin and Saigon	2,60,793	..	2,60,793	1,77,305	..	1,77,305
ASIA—						
Arabia—						
Jeddah	15,11,096	6,28,245	21,39,341	14,12,749	58,440	14,71,189
Hodeida	43,48,100	10,97,811	54,45,911	44,79,974	11,60,432	56,40,406
Lohia	4,15,294	16,350	4,31,644	2,63,044	55,470	3,18,514
Gaizan	5,84,578	1,04,960	6,89,538	9,22,672	2,04,104	11,26,776
Farsan and other Islands in the Red Sea	7,97,412	1,31,481	9,28,893	8,12,377	1,51,002	9,63,379
Mokha	38,27,584	11,077	38,38,661	40,06,382	6,063	40,12,445
Independent Arabian Gulf Ports	31,29,141	17,47,824	48,66,965	33,66,871	15,94,690	49,62,561
Muskat	23,501	..	23,501
Konfidah and Salif	1,68,963	2,725	1,71,688	2,52,342	6,450	2,58,792
Rahrein Island	22,000	..	22,000	5,299	7,740	13,039
Medi	4,08,210	1,04,313	5,13,123	4,67,052	82,560	5,49,612
Other Ports	7,31,306	..	7,31,306	7,27,313	..	7,27,313
Perim	2,82,441	4,25,250	7,07,691	2,43,556	3,24,000	5,67,556
Turkey in Asia—Levant and Black Sea	61,126	..	61,126	70,453	..	70,453
Mesopotamia	89,348	..	89,348	13,985	..	13,985
Peraja
China (Hongkong)	87,421	..	87,421	95,331	..	95,331
Straits Settlements	2,57,812	474	2,58,286	2,98,710	..	2,98,710
Other Countries
Total of Foreign Countries	5,27,33,804	66,04,546	5,93,38,350	6,02,82,334	1,00,99,024	7,03,81,358
INDIA—						
Bombay	10,94,099	38,64,520	49,58,619	11,86,319	36,86,410	48,72,729
Calcutta	18,59,237	..	18,59,237	16,90,624	..	16,90,624
Other Ports	5,31,121	..	5,31,121	6,16,996	7,500	6,24,496
Total of Indian Ports	34,84,457	38,64,520	73,48,977	34,93,939	36,93,910	71,87,849
Grand total of exports	5,62,18,261	1,04,69,066	6,66,87,327	6,37,76,273	1,37,92,934	7,75,69,207

TRADE WITH COUNTRIES.
1926-27 TO 1930-31.

4. treasure) to each foreign country and ports in India, in each official year from 1926-27 to 1930-31 port of Aden.

1928-1929.			1929-1930.			1930-1931.		
Merchandise.	Treasure.	Total.	Merchandise.	Treasure.	Total.	Merchandise.	Treasure.	Total.
Rs.	Rs.	Rs.	Rs.	Rs.	Rs.	Rs.	Rs.	Rs.
34,54,314	..	34,54,314	18,57,652	..	18,57,652	8,54,530	..	8,54,530
2,69,155	..	2,69,155	3,18,500	..	3,18,500	2,78,345	..	2,78,345
62,70,718	..	62,70,718	33,92,280	..	33,92,280	26,00,311	..	26,00,311
7,08,625	..	7,08,625	2,83,852	..	2,83,852	2,60,537	..	2,60,537
2,30,870	..	2,30,870	2,65,235	..	2,65,235	1,59,742	..	1,59,742
5,46,782	..	5,46,782	2,59,901	..	2,59,901	82,820	..	82,820
3,05,640	..	3,05,640	1,78,066	..	1,78,066	1,84,200	..	1,84,200
64,622	..	64,622	65,410	..	65,410	57,851	..	57,851
5,82,430	..	5,82,430	3,41,580	..	3,41,580	2,28,775	..	2,28,775
1,03,330	..	1,03,330	74,450	..	74,450	71,010	..	71,010
2,46,742	..	2,46,742	1,45,545	..	1,45,545	1,54,500	..	1,54,500
4,17,623	..	4,17,623	2,82,451	41,403	3,23,854	5,36,545	76,506	6,13,051
14,56,793	69,670	15,26,463	16,19,995	88,140	17,08,135	10,87,460	2,954	10,90,414
18,166	..	18,166	27,733	..	27,733	6,990	..	6,990
6,55,578	25,600	6,81,178	4,91,673	28,250	5,19,923	3,52,252	17,105	3,69,357
1,12,63,163	13,89,816	1,26,57,979	97,00,235	39,480	9,739,715	74,64,252	20,160	74,84,412
14,300	..	14,300	4,500	..	4,500	200	..	200
4,45,786	36,480	4,82,266	2,48,875	22,261	2,71,136	2,10,468	11,818	2,22,286
40,03,164	49,840	40,53,004	27,26,203	56,780	27,82,983	22,11,543	32,380	22,43,823
11,33,593	4,700	11,38,293	8,48,374	1,437	8,49,811	6,59,920	..	6,59,920
7,63,403	5,00,000	12,63,403	4,60,185	3,15,820	7,76,005	4,79,961	46,770	5,26,731
60,587	..	60,587	24,735	..	24,735	58,235	..	58,235
4,300	..	4,300
21,374	..	21,374	24,826	..	24,826	9,400	..	9,400
16,72,462	..	16,72,462	15,41,909	750	15,42,659	11,12,006	..	11,12,006
11,808	..	11,808	5,663	..	5,663	7,270	..	7,270
32,325	..	62,325	53,889	..	53,889	27,025	..	27,025
4,350	..	4,350	1,600	..	1,600	1,600	..	1,600
54,608	..	54,608	44,500	..	44,500	26,030	..	26,030
50,76,165	..	50,76,165	47,92,124	..	47,92,124	31,68,187	..	31,68,187
13,350	..	13,350	700	..	700
1,98,163	..	1,98,163	1,21,419	..	1,21,419	35,750	..	35,750
..	80	..	80
10,68,072	6,750	10,74,822	10,74,814	..	10,74,814	6,56,399	15,550	6,71,949
56,37,133	3,90,550	60,27,580	52,55,692	4,97,878	57,53,570	32,19,588	2,70,958	34,90,547
91,648	2,560	94,208	76,950	..	76,950	55,753	..	55,753
10,18,147	44,080	10,62,227	6,82,661	92,660	7,75,321	4,37,321	29,778	4,67,099
9,51,061	1,53,136	11,04,197	9,42,965	2,90,741	12,33,706	7,00,440	1,66,207	8,66,647
37,87,030	22,912	37,89,942	40,89,813	7,910	40,97,723	29,07,054	44,271	29,51,325
29,38,735	8,29,788	37,68,523	34,22,547	16,58,441	50,80,988	28,32,756	22,01,410	50,34,166
..	20,854	..	20,854	17,032	2,89,230	3,06,262
2,50,807	..	2,50,807	1,49,212	..	1,49,212	96,234	..	96,234
14,408	..	14,408	16,950	..	16,950	15,615	33,875	54,490
6,83,173	12,800	6,95,973	3,57,493	1,639	3,59,132	2,24,502	..	2,24,502
5,77,818	1,394	5,79,012	5,59,963	1,000	5,60,963	4,86,669	..	4,86,669
2,55,354	2,70,000	5,25,354	2,33,267	2,18,599	4,51,866	1,83,664	1,83,302	3,71,966
78,676	..	78,676	73,099	2,260	75,359	1,14,406	..	1,14,406
15,083	4,000	19,083	2,11,944	..	2,11,944	23,620	1,555	25,175
..	2,673	..	2,673	3,070	..	3,070
1,25,110	..	1,25,110	93,186	..	93,186	1,57,510	..	1,57,510
1,91,307	..	1,91,307	2,45,685	..	2,45,685	1,04,100	840	1,04,940
..
5,78,02,631	38,13,976	6,16,16,607	4,77,13,828	33,65,449	5,10,79,277	3,46,23,428	34,54,670	3,80,78,098
12,95,508	23,73,825	36,69,333	12,13,649	32,44,464	44,58,113	4,92,882	11,55,450	16,48,332
19,34,075	13,500	19,47,575	20,89,083	..	20,89,083	16,24,514	..	16,24,514
8,49,798	..	8,49,798	4,53,334	..	4,53,334	3,17,960	64,715	3,82,675
40,79,381	23,87,325	64,66,706	37,56,066	82,44,464	70,00,530	24,35,356	12,20,165	36,55,521
6,18,82,012	62,01,301	6,80,83,313	5,14,69,894	66,09,913	5,80,79,807	3,70,58,784	46,74,835	4,17,33,619

ABSTRACT TABLES
IMPORTS.

No. 5.

Total quantities and value of articles imported.

Articles.	Quantity.					Value.				
	1926-27.	1927-28.	1928-29.	1929-30.	1930-31.	1926-27.	1927-28.	1928-29.	1929-30.	1930-31.
						Rs.	Rs.	Rs.	Rs.	Rs.
ANIMALS, LIVING—										
Horses No.	4	3	5	1	10	530	800	550	150	30,300
Other kinds	143,407	108,710	82,512	6,338	84,878	13,21,099	9,86,354	7,53,471	5,74,077	6,90,618
Total Animals, living	143,411	108,713	82,517	69,339	84,888	13,21,629	9,86,354	7,54,021	5,74,227	7,20,618
APPAREL (excluding hosiery and boots and shoes)—										
Apparel (including drapery, uniforms, accoutrements, Value						67,975	1,03,488	88,285	59,070	76,971
Gold and Silver thread						13,432	12,323	1,600	2,400	5,058
Hats, caps, bonnets and hatmaker's ware			7,508	3,140		19,672	29,655	13,980	6,828	20,560
Lametta Lbs.	3,211	4,116			4,800	7,647	6,200	26,124	20,576	9,536
Second-hand clothing Value						16,415	47,605	91,561	49,393	20,865
Water-proofed clothing										
Total Apparel						1,25,191	1,99,269	2,21,550	1,38,267	1,32,989
ARMS, AMMUNITION AND MILITARY STORES—										
Cartridge cases—										
Filled No.	3,268,100	14,735	15,445	28,020	22,350	1,28,161	1,886	1,932	2,999	2,537
Empty	12,600				470	420				50
Explosives—										
Blasting fuse Lbs. and No. of coils		148	113		280/1,500		260	1,900		405
Blasting gelatine Lbs.		1,000		16	28		1,240		1,767	
Firearms No.		9	20				1,782	1,560		2,403
Dynamite Cwt.		750		872			675		844	
Detonators Nos.		403				4,332	285			
Firearms, and parts thereof Value							988		180	230
Other Nitro-Compound Explosives Lbs. (E.) (III B).			1,120					950		
Gunpowder—										
Common Lbs.										
Sporting						650		311		
Other sorts Value										
Others Lbs.				3,000	1 0				1,842	1,360
Total Arms, Ammunition and Military Stores Value						1,33,583		6,653	7,632	7,035
ART, WORKS OF (other than pictures)—										
Value						505	293	150	356	228
ASBESTOS—										
Asbestos packing Value						736	3,008	885	3,021	2,560
Manufactured except for packing										
Other manufactures						5,143	853	4,079	2,404	3,686
BASKETS AND BASKETWARE						5,542	11,060	6,371	4,643	5,372
BELTING FOR MACHINERY—										
Of leather Value						3,150	1,427	3,227	7,493	1,750
Of cotton						570	1,857	500	1,086	1,092
Of other materials						2,777	2,757	2,572		1,999
Total Belting for Machinery						7,497	5,811	6,299	8,529	4,841
BOOKS, PRINTED, AND PRINTED MATTER (not being stationery) including MAPS AND CHARTS .. Cwt.	472	596	441	491	377	46,596	46,451	34,605	31,941	23,361
BOOTS AND SHOES—										
Canvas with rubber soles (B) (III A).			2,234	2,177	24,021			7,343	5,463	26,393
Of leather	14,309	13,578	11,299	15,755	27,959	23,906	26,700	30,816	38,762	54,969
Of other materials	8,254	10,507	3,942	6,083	6,868	19,243	24,510	7,652	7,761	6,841
Total Boots and Shoes .. Pairs	22,563	24,035	17,475	24,015	59,448	43,149	51,210	45,811	51,986	88,203
BRISTLES AND FIBRE FOR BRUSHES AND BROOMS—										
Bristles Cwt.										
BRUSHES AND BROOMS Doz.				660					2,034	
Paint and Varnish brushes	69	208	281	95	68	1,205	1,436	1,420	738	478
Toilet brushes	231	139	10	5	172	1,029	1,642	72	49	471
Other brushes	864	322	334	2,738	583	3,118	3,385	3,798	2,622	2,740
Brooms	514	499	520		666	1,850	1,616	2,089		1,890
Total of Brushes and Brooms .. Doz.	1,178	1,168	1,145	3,498	1,489	7,197	8,079	7,879	5,443	5,579
BUILDING AND ENGINEERING MATERIALS, other than of iron, steel or wood—										
Asphalt—										
Fire Bricks Tons.	10	6	49	65	397	1,168	1,982	6,148	38,822	50,781
Cement Tons.	60,959	2,056	4,440	1,944	5,701	7,216	314	765	625	89
Portland	5,744	844-9	1,239	1,216-15	1,323-3	34,073	50,879	65,572	75,637	65,131
Bricks, other than fire bricks Nos.	531	613	253-4	885	654	24,848	32,680	13,820	45,653	34,424
Boiler covering Cwt.	3,208		3,950	180	23,446	480		575	90	1,882
Chalk and Lime, excluding French Chalk										
French Chalk	14,830	9,525	9,084	6,760	13,730	20,971	12,163	12,326	10,029	16,151
Clay	584	303	612	362	257	2,024	703	1,421	1,129	894
Pipes of Earthenware	80,606					19,029				
Tiles No.		137,458	129,260	50,898	23,833					
Other kinds Cwt.	2,118	1,907	2,038	1,734	465	17,231	23,379	17,621	11,293	4,642
Total Building and Engineering Materials .. Value						1,27,040	1,49,971	1,40,046	1,94,334	1,77,828
BUTTONS—										
Metal Value						4,668	9,410	6,739	3,429	595
Other sorts						19,935	18,321	23,943	14,593	6,019
Total value of Buttons						24,603	27,731	30,682	18,023	6,614
CANDLES OF ALL KIND .. Lbs.	164,038	3,37,680	163,100	125,216	2,00,928	42,968	90,955	46,129	31,532	46,139
CANES AND RATTANS .. Cwt.	561	388	516	195	63	16,201	14,133	14,465	4,129	1,112

No. 5—contd.
Total quantities and value of articles imported—contd.

Articles.	Quantity.					Value.				
	1926-27.	1927-28.	1928-29.	1929-30.	1930-31.	1926-27.	1927-28.	1928-29.	1929-30.	1930-31.
CHALK, FRENCH Cwt.	26	53	12	41	12	Rs. 275	Rs. 771	Rs. 246	Rs. 542	Rs. 127
CHEMICALS AND CHEMICAL PREPARATIONS. (excluding chemical manures and Medicines)—										
Acids—										
Nitric Cwt.	7	8	24	405	255	1,670
Acetic (Pyroligneous acid)	2	19	35	4	80
Carbolic	3	1	1	1	58	..	160	915	980	1,950
Citric	248	248	282	284	1	292	140	140	25	20
Sulphuric	10	15	13	26	—312	6,880	6,266	5,495	5,203	6,862
Tartaric	11	1	15	4	7	690	1,722	1,015	2,363	1,892
Other sorts	237	182	319	114	241	1,017	105	621	400	271
Alum	2,080	1,705	3,756	1,080	1,865
Aluminous sulphates (including alum)	8	280
Ammonia and salts thereof	69	..	109	125	113	3,814	..	3,688	4,530	3,057
Arsenic and its oxides	2	330	..	300
Anhydrous	76	11	..	4,257
Others
Bleaching materials	4	255
Bleaching Powder	1	5	..	12	32	53	250	..	482	771
Others	104	50	54	1,058	1,950	2,380
Carbide of Calcium	8	14½	32	36	..	200	315	870	566
Coppers	30	500
Copper sulphate	128	24	42	47	63	2,184	450	843	958	1,000
Disinfectants	3,973	166	..	289	210	57,016	4,478	4,593	7,835	4,693
Naphthalene	3/8	7,298	193	4,174—14	1,746	28	68,673	120,046	49,949	17,700
Glycerine	1	9,731	140
Magnesium—										
Sulphate	1	25
Chloride	2	..	4	5	..	79	..	20	750
Others	1	10
Potassium compounds—										
Cyanide of potassium	1	1	..	140	70	..
Saltpetre	2	50
Other sorts	10,563	10,966	14,308	5,928	4,065	63,830	68,379	67,595	31,371	20,960
Cheorate	10	131	..	10	32	500	1,910	..	225	652
Soda compounds—										
Bicarbonate of soda (sodium bicarbonate)	293	420	368	2,158	359	2,822	4,770	3,423	2,968	2,976
Cyanide of sodium	1	70
Borax (including Boracic acid)	61	39	68	43	37	1,285	857	1,345	776	470
Caustic soda (sodium hydroxide)	26	10	16	88	136	383	132	262	1,391	1,628
Bichromate of soda	40	..	28	400	..	120
Sodium carbonate (soda ash and soda crystals)	214	80	185	679	233	1,993	1,009	1,628	4,042	1,521
Soda Sulphide	1	5	..	50	160
Other sorts	5	1	177	83	51	52	20	1,151	625	728
Sulphur	4	28	15	1	17	362	520	445	20	189
Other sorts of chemicals	17,662	31,638	27,155	42,795	84,002
Total Chemicals	1,66,011	1,97,920	2,44,906	1,61,183	1,09,181
CHINESE AND JAPANESE WARE (including lacquered ware, but excluding earthenware and porcelain)	2,945	1,220	1,490	543	825
CLOCKS AND WATCHES AND PARTS THEREOF—										
Clocks and time pieces .. No.	244	326	380	278	967	2,320	1,885	4,182	2,826	4,326
Watches	75	9	439	95	..	295	36	2,471	792
Parts of clocks and watches .. Value	52	1,313
Total Clocks and Watches	389	2,180	4,218	5,349	6,431
COAL, COKE AND PATENT FUEL—										
Coal Ton	183,477	109,772	112,104	121,132	45,588	53,73,128	31,32,790	26,71,764	29,64,328	11,48,479
Coke	24	73	82	118	1	863	2,316	2,459	3,150	44
Total Coal, and Coke	183,501	109,845	112,186	121,250	45,589	53,73,991	31,35,106	26,74,223	29,67,478	11,48,523
COFFEES, other than roasted or ground Cwt.	113,787	113,888	92,745	79,312	80,379	50,85,142	54,37,469	45,84,846	85,16,606	28,20,730
COIR—										
Unmanufactured Tons	4	4-1	2-1	—5	..	862	1,230	455	50	..
Manufactured (excluding rope)	1-½	8	12-2	12-1	16	502	2,733	5,105	4,763	6,196
CORAL Lb.	336	23	2,432	180	1,064	500	2,473	4,740	320	300
CORDAGE AND ROPE OF VEGETABLE FIBRE (excluding jute and cotton) Cwt.	2,809	2,579	3,509	2,644	2,570	62,848	76,000	90,741	71,866	54,547
CORK MANUFACTURES	38	108	128	81	47	4,631	8,155	4,846	3,744	3,603
CUTLERY Value	23,126	37,307	20,931	33,050	15,824
Pruning Knives
DRUGS AND MEDICINES (excluding chemicals and narcotics)—										
Aloes Cwt.	108	188	574	33	130	3,327	4,866	13,173	8	3,022
Asafetida	179	126	170	163	268	5,210	5,163	7,985	5,190	9,201
Camphor Lb.	238	348	642	408	537	400	885	1,046	510	780
Cassia lignea Cwt.
Cocaine Oz.
Cod Liver Oil lb.	364	196

661
ABSTRACT TABLES.
IMPORTS.

No. 5—contd.

Total quantities and value of articles imported—contd.

Articles.	Quantity.					Value.				
	1926-27.	1927-28.	1928-29.	1929-30.	1930-31.	1926-27.	1927-28.	1928-29.	1929-30.	1930-31.
DRUGS AND MEDICINES (excluding chemicals and narcotics)—contd.						Rs.	Rs.	Rs.	Rs.	Rs.
Proprietary and patent medicines .. Value	29,283	25,550	36,738	37,214	40,259
Quinine and alkaloids thereof (including cinchona and peruvian bark) .. Lb.	57	225	45	..	324
Quinine sulphate and bisulphate ..	2	6	56	..	164
Quinine Hydrochloride or dihydrochloride	224	21	45	34
Quinine salt, other sorts	573
Saccharine	140
Sarsaparilla and preparations thereof .. Value	55
Storax (including liquid storax rose mellose) .. Lb.	168	230
Other sorts of drugs and medicines .. Value	1,29,441	1,22,013	1,01,257	1,07,919	89,293
Total Drugs and Medicines .. Value	1,67,833	1,59,275	1,60,474	1,51,721	1,43,108
DYEING AND TANNING SUBSTANCES—							Rs.			
Cochineal .. Cwt.	..	1 1/4	15
Cutch and gambier	4	3	250
Dyes obtained from coal tar—										
Dyes moist .. Lb.	112	170
Aniline ..	58,418	24,160	38,136	51,632	1,24,994	73,595	29,435	46,230	54,506	1,05,364
Dyes dry Alizarine not excluding 40% indigo synthetic .. Cwt.	2,029	1,960	888	2,449	3,132	3,24,281	2,70,498	1,08,000	3,46,944	45
Myrosalin extract ..	5	140	3,19,345
Saffron .. Lb.	..	206	435	905	1,289	..	500	1,137	1,566	1,738
Other sorts (including lac-dye) Cwt.	6,943	6,431	6,789	5,563	5,366	2,04,872	2,43,627	3,36,591	1,56,670	1,03,426
Total Dyeing and Tanning substances .. Value	6,02,688	5,44,313	4,92,058	5,59,686	5,30,088
EARTHENWARE AND PORCELAIN (excluding pipes of earthenware) .. Value	69,615	84,276	70,788	37,837	29,583
ELECTROPLATED WARE	130	108	..	73	..
Porcelain, other kinds	15,990	89,904	43,619	21,610	38,978
Electrical
FRATERS .. Lb.	14,084	10,974	9,943	8,848
FIREWORKS ..	196	1,010	7,700	14,370	8,456	1,075	5,522	4,469	6,310	5,782
(a) Pipes of earthenware .. Cwt.	907	792	..	575	..	6,002	6,750	..
(b) Sanitary Ware .. Value	42	65	..
FISH (excluding canned fish)—										
Fish dry, unsalted .. Cwt.	8,378	13,838	9,937	18,177	14,583	72,263	1,24,734	93,246	1,33,887	1,04,719
Fish, dry, salted ..	3,563	2,616	820	2,483	3,901-20	38,895	34,235	10,065	24,111	41,735
Fishmaws and sharkfins ..	3,900	2,727	2,353	2,668	2,886	85,231	1,02,784	1,36,803	1,13,633	73,862
Fish, wet, salted (magapi) ..	26	13	14	30	6	1,237	624	638	1,040	181
Fish, other sorts
Total Fish .. Cwt.	15,867	19,194	13,124	23,348	21,376-20	1,97,476	2,62,377	2,40,752	2,72,671	2,20,497
FODDER, BRAN AND POLLARDS (excluding Oil-cakes) .. Cwt.	16,771	15,432	11,583	10,657	13,526	94,456	88,993	70,786	66,107	57,494
FRUITS AND VEGETABLES—										
Fresh fruits and vegetables—										
Fresh fruits—										
Cocoanuts .. No.	26,087	40,882	40,691	36,701	17,346	3,276	4,111	3,181	2,721	1,271
Others .. Value.	70,115	76,746	62,029	76,512	58,467
Fresh vegetables of all kinds	1,37,633	1,37,709	1,40,568	1,26,904	91,721
Fruits and vegetables; dried, salted or preserved not being canned or bottled—										
Almonds .. Tons.	28-2	16	17-1	15-13	21-18	20,108	13,405	16,344	12,591	16,595
Currants and raisins ..	27	27	31-2	29	28-2	10,913	15,913	20,749	17,423	14,047
Dates ..	3,196-7	6,795	8,446-3	5,207-6	8,894	5,85,870	8,82,694	10,31,972	6,89,061	6,30,723
Other sorts ..	191	226	233	..	242	60,826	79,851	79,033	81,855	59,334
Total Fruits and Vegetables .. Value	8,88,441	11,90,429	13,53,876	10,07,067	8,72,158
FURNITURE AND CABINETWARE—										
Bedsteads .. Value	3,341	9,615	8,557	5,668	5,099
Furniture of wood (other than bedsteads)	17,700	14,605	28,797	25,981	6,345
Furniture of other materials (other than bedsteads)	48,430	66,752	36,324	27,811	28,500
Mouldings	375	180
Total Furniture and Cabinetware .. Value	69,471	91,347	73,678	59,460	40,124

No. 5—contd.

Total quantities and value of articles imported—contd.

Articles.	Quantity.					Value.				
	1926-27.	1927-28.	1928-29.	1929-30.	1930-31.	1926-27.	1927-28.	1928-29.	1929-30.	1930-31.
GLATINE Cwt.	4	5	3	6	4	Rs. 235	Rs. 270	Rs. 163	Rs. 399	Rs. 342
GLASS AND GLASSWARE—										
Bangles Value						28,952	28,603	10,995	19,390	19,501
Beads and false pearls .. Cwts.	1,498	1,088	652	448	460	160,156	87,546	52,052	41,507	37,629
Bottles and phials—										
Sodawater bottles .. Gross	654	491	601	529	514	36,107	29,831	32,469	27,977	30,067
Others " "	5,618	7,511	2,553	8,016	9,026	17,260	17,079	7,975	15,857	10,978
Funnels, globes, and glass parts of lamps .. Value						33,071	21,615	15,869	17,161	16,361
Sheet and plate .. Sqr. feet.	57,541	38,780	28,778	46,225	49,392	7,163	5,587	2,925	6,856	6,853
Tableware (including decanters, tumblers, etc.) .. Value	621	463	349	616	807					
Other glassware " "						4,880	3,864	1,875	4,538	4,447
						31,830	36,908	33,063	28,700	19,373
Total glass and glassware .. Value						3,09,418	2,29,033	1,57,223	1,61,986	1,45,209
GLUE Cwt.	28	9	22	15	—30	881	208	745	235	12
GRAIN, PULSE AND FLOUR—										
Barley Tons	1	49	29	14	35	100	7,835	5,405	2,670	4,820
Beans (dry) " "	78	88	66	94	91	12,974	14,147	11,965	14,737	11,600
Gram " "	507	509	506	417.6	549.3	80,099	93,027	87,124	80,702	86,620
Jawar and Bajra " "	3,050	7,326.2	11,805	7,868	4,681	3,16,726	11,11,982	16,63,341	10,40,869	4,85,011
Oats " "										
Pulse " "	608	1,009.4	414	968.19	991	99,188	1,51,184	81,827	1,37,445	1,33,815
Rice in the husk " "										
Rice not in the husk " "	7,203.7	15,323	16,881	11,123	10,654	16,06,219	32,59,910	34,26,230	20,95,425	16,05,719
Rice flour " "										
Wheat " "	305	388	341	286.1	279.1	75,470	1,08,608	86,800	72,152	59,846
Wheat flour in bags " "	7,965.4	9,928	9,964	8,209	7,442	18,11,630	21,99,086	20,80,603	16,18,115	10,58,356
Other sorts " "	337.7	125	58	224	44	44,270	19,724	10,872	29,246	5,983
Total Grain, Pulse and Flour .. Tons	20,052.18	34,745.6	40,004	29,204.6	24,766.4	40,46,876	69,65,503	74,53,967	51,91,361	34,61,770
GRAPHITE CRUCIBLES Cwt.	9	11	5	10	5	326	449	152	408	180
GUMS AND RESINS—										
Arabic Cwt.	4,242	2,250	6,729	7,341	6,104	91,509	42,109	1,39,085	1,87,641	1,36,385
Benjamin " "	1,141	1,556	1,586	823	800	58,835	90,865	90,470	49,355	43,201
Olibanum or frankincense " "	14,038	17,998	22,733	21,392	21,027	2,43,096	4,37,955	4,91,368	4,46,819	3,25,602
Rosin " "	59	98	102	127	195	1,206	1,460	2,367	2,955	2,375
Other sorts " "	10,085	12,372	26,012	20,369	12,873	2,60,768	3,33,823	6,89,330	4,64,793	2,98,507
Total Gums and Resins .. Cwts.	29,565	34,274	58,122	50,062	40,999	6,55,414	9,06,212	14,12,629	11,51,563	8,06,270
HAIR AND MANUFACTURES OF HAIR—										
Hair of all kinds Cwts.	16	82	4	2	2		1,534	150	60	
Manufactures of Hair (other than toilet requisites) .. Value						300	1,270			
HARDWARE, excluding CUTLERY AND ELECTROPLATED WARE—										
Agricultural implements .. Value.						2,653	3,860	1,640	43	361
Buckets of tinned or galvanized iron " "						4,553	6,515	13,132	8,454	2,681
Builders hardware, such as locks, hinges, etc. " "						11,604	7,844	9,513	9,255	11,855
Domestic hardware, other than enamelled ironware " "						14,748	22,774	21,152	15,274	9,485
Enamelled ironware " "						88,181	1,20,556	79,455	47,224	33,124
Gasmantles " "						2,195	1,315	1,176	265	1,016
Implements, and tools, other than agricultural implements and machine tools " "						19,039	27,770	19,051	20,414	12,887
Lamps, metal No.	55,203	44,241	36,644	34,098	19,925	72,955	70,542	58,911	39,917	31,563
Lamps, glass " "	2,472	2,841	302	201	504	1,754	1,980	200	1,465	320
Parts of lamps, other than glass Value						5,124	6,211	3,440	3,063	3,631
Safes and strong boxes of metal .. No.	80	36	48	39	28	8,870	6,653	6,038	3,905	2,435
Other sorts Value						2,69,229	3,24,871	2,05,170	1,53,450	1,42,425
Stove No.	1,088	1,959	1,076	1,014	836	6,229	7,601	9,180	4,769	4,189
Total Hardware .. Value.						5,07,334	6,08,292	4,28,058	3,37,488	2,55,966
HIDES AND SKINS, RAW—										
Hides, raw Tons.	385	700	2,879	307.18	258	1,97,105	4,17,630	6,70,584	1,51,557	97,936
Skins No.	77,023	139,735	165,746	61,423	51,551					
Skins Tons.	3,256.8	4,188.2	3,703.4	2,662.12	1,890.2	49,62,365	61,42,536	68,00,678	37,29,654	21,91,330
Total Hides and Skins .. Tons	3,641.8	4,888.2	6,582.4	2,970.10	2,148.2	51,59,470	65,60,166	74,71,262	38,81,211	22,89,266
HOPS Cwt.	5		12	12	6	375		674	621	268
HORNS, TIPS AND FINES OF HORNS AND HORN-MEAL " "	2			7	1	350			755	300

ABSTRACT TABLES.
663 IMPORTS.

Total quantities and value of articles imported—contd.

Articles.	Quantity.					Value.				
	1926-27.	1927-28.	1928-29.	1929-30.	1930-31.	1926-27.	1927-28.	1928-29.	1929-30.	1930-31.
						Rs.	Rs.	Rs.	Rs.	Rs.
INSTRUMENTS, APPARATUS AND APPLIANCES AND PARTS THEREOF—										
ELECTRICAL, other than TELEGRAPHIC AND TELEPHONE, not being MACHINERY										
Accumulators .. Value	570	718	1,203	600	1,150
Insulations other than Rubber	46,280	26,966	2,341	1,632	6,517
Electric Fans and parts thereof	28,579	6,638	..
Electric Lamps and parts thereof	15,483	13,699	12,808	4,565	7,028
Electric Wires and Cables	2,191	2,112	..	6,028	10,771
Rubber insulated
Batteries
Interior fittings	5,588
Electric Good & Apparatus	1,760
Not Unenumerated
Other sorts	1,000
Switch Gear	200	300
Electric glow lamp .. No.	6	144	9,291	2,496	6,203	17,038	9,207
Electric Lamp other sorts	4,862	1,158	202-6	2,000
Electric flash lights, including torch light pocket lamps, etc.	1,129
Bare copper wire (Electrolytic) other than telegraph and telephone wires	4,019
Telegraph and telephone wires and cables	5,967	420	3,115
Electric wires and cables other sorts
Photographic and cinematograph films	4,933
Telegraph and Telephone instruments .. Value	3,480
Electric lighting accessories and fitting	12,526	2,231	9,683	5,469	..
Electrical instrument other than telegraphic and telephonic	501
Electric medical apparatus (including X-ray apparatus)	660	190
Meters	11,846	3,314	1,241	150	..
Parts and accessories of Electric lamp	39,990	19,758	18,879	11,811	..
MUSICAL—										
Organs and Harmoniums, complete .. No.	2	5	7	14	..	240	1,840	340	1,309	19,869
Pianos and Piano Players, complete ..	5	5	6	4	4	2,550	5,700	2,720	3,115	520
Talking Machines ..	94	299	342	490	4	6,221	20,468	21,327	27,482	3,045
Records ..	1,862	3,831	4,523	7,810	490	4,307	7,991	6,139	14,421	27,092
Accessories	227	229	698	2,631	2372
Other sorts, including parts of Musical instruments .. Value	2,949	5,020	4,302	2,961	1,576
Optical	1,969	3,651	5,114	2,769	1,456
Photographic	1,222	4,075	5,800	3,679	2,084
Cinematograph films, Length in feet	348,800	298,500	2,975	500	1,530	4,420	3,970	595	5,100	430
Scientific and Philosophical	2,193	4,492	3,980	2,165	4,783
Surgical	1,579	841	5,402	10,983	2,786
Other kinds	1,506	2,037	811	930	2,627
Wireless Apparatus	400	4,181	3,346
Total Instruments, apparatus and appliances and parts thereof .. Value	1,79,426	1,32,536	1,49,633	1,35,657	1,38,987
IVORY—										
Unmanufactured .. Lbs.	15,960	5,488	17,920	8,512	1,271	99,210	33,780	1,03,600	48,100	3,100
Manufactured .. Value	2,380	4,343	2,250	1,549	2,782
JEWELLERY (excluding imitation jewellery and precious stones and pearls unset)—										
Jewellery .. Value	570	403	..	100	1,360
Plate of Gold and Silver	3,787	7,188	8,735	3,842	43,027
LAC—										
Stick and Seed .. Cwt.
Shell and button
Other kinds (excluding lac dye)
Total, Lac .. Cwt.
LEATHER—										
Hides, tanned or dressed .. Tons	26	37	32-4	33	33-8	37,830	58,650	44,505	36,189	31,727
.. .. No.	5,200	7,400	6,140	6,540	7,720
Skins .. Tons	2-3	3-5	2-1	—8	0	5,825	7,270	8,530	870	698
.. .. No.	3,040	3,708	3,848	600	425
Unwrought .. Cwt.
Leather Cloth .. Sq. yds.	9	3	557	883	759	930	357	768	1,030	971
MANUFACTURES (excluding boots and shoes and belting for Machinery)—										
Bags and Trunks .. Cwt.	23	52	45	61	72	2,812	6,100	3,448	6,287	6,641
Ficking bands and Straps
Saddlery and Harness ..	9	46	11	4	12	1,115	2,845	705	173	763
Other sorts ..	57½	60	53	59	45	7,244	5,371	4,095	6,188	2,311
Total Leather .. Value	56,767	83,593	62,051	60,715	43,296
LIQUORS, including methylated and perfumed Spirits—										
ALE, BEER AND PORTER .. L. Gal.										
Ale and Beer .. In Bottles Gal.	37,523	44,200	53,915	50,574	45,091	25,290	1,11,226	1,29,460	1,19,950	1,10,403
Ale and Beer .. In Bulk ..	60,998	61,894	58,494	20,295	29,170	62,700	1,19,060	1,13,157	28,735	55,208
Stout and Porter .. In bottles ..	1,213	1,167	795	323	1,058	1,580	5,480	3,184	1,460	5,911
Stout and Porter .. In Bulk
CIDER AND OTHER FERMENTED LIQUORS ..										
.. ..	64	198	22	..	23	234	1,371	250	350	140
SPRITS—										
Brandy .. L. Gal.	1,352	972	4,728	845	988	13,775	11,605	14,024	8,905	10,049
.. .. P. "	1,219	822	257	876	880
Brandy in bulk .. L. Gal.	216	144
.. .. P. "	259	165	802	1,238	505	1,345
Whisky .. L. "	506	327	2,568	2,888	2,523	10,775	6,786	46,780	48,100	45,292
.. .. P. "	514	333	2,013	2,209	1,988
Gin .. L. "	775	880	865	1,037	895	7,223	8,908	10,233	9,585	10,517
Gin (b) (L. D.) in bulk .. P. "	690	702	662	777	692
Liqueurs .. L. "	..	122	40	410	885	1,411
Rum .. L. "	139	86	91	3,096	2,059	3,501	1,720	..
.. .. P. "	170	23	151	1,787	179	959	545	220
Rum in bulk .. L. Gal.	241	31	235	57	32
Whisky in bulk .. P. "	..	53	..	50	170
.. .. L. "	167
.. .. P. "	161	3,167

No. 5—contd.

Total quantities and value of articles imported—contd.

Articles.	Quantity.					Value.				
	1926-27.	1927-28.	1928-29.	1929-30.	1930-31.	1926-27.	1927-28.	1928-29.	1929-30.	1930-31.
SPRIT—contd.										
Whisky ..	L. Gal. 2,420	1,963	Rs. 43,738	39,101
SPRIT PRESENT IN DRUGS, MEDICINES OR CHEMICALS ..	L. " 1,852	1,653	43
SPRIT PERFUMED ..	Pi. " 71	72	660	132	3,403	2,749
SPRIT METHYLATED ..	L. " 123	50	58	123	103	1,855	3,207	3,766	4,450	4,295
SPRIT METHYLATED, IN BULK ..	196	498	553	794	101	293	759	938	1,001	450
Other sorts ..	300	..	40	..	2,245	400	..	95	..	6,849
		166	195	378	4,064	10,298	6,274	9,513	8,397	..
		102	144	312
Total spirit { L. " 6,381	5,270	9,664	6,246	7,579	95,070	80,438	94,321	86,137	81,832	
	Pi. " 5,037	3,983	4,454	4,059	5,725
WINES—										
Champagne and other sparkling wine ..	L. Gal. 235	166	175	97	85	5,760	4,639	4,887	2,887	2,060
Port ..	274	212	208	299	231	3,364	2,691	2,637	2,935	2,529
Still red-wines, other than Port	22	..	123	188	2,096	301	..
Sherry Madeira and Marsala ..	133	196	150	100	144	1,841	2,892	..	1,141	1,736
Still, Red Wine, other than Port in bulk	40	360
Sherry, Madeira and Marsala, in bulk	48	251
Still White Wines, other than Sherry, Madeira and Marsala	4	10	20	80
Other sorts, including Vermouth and Ginger wines ..	1,287	1,207	1,055	835	917	7,812	8,329	6,751	4,995	7,262
Other sort, including Vermouth and Ginger wine, in bulk ..	604	..	649	362	679	2,223	..	1,978	1,035	2,060
Total, wines ..	2,533	2,578	2,247	1,816	2,056	21,000	21,188	18,399	13,294	15,647
Total, Liquors { L. Gal. 108,712	115,307	125,132	79,818	84,977	3,32,180	3,38,763	3,58,801	2,49,928	2,69,140	
	Pi. " 5,037	3,983	4,454	4,059	5,725
MACHINERY AND MILLWORK—										
PRIME-MOVERS (other than Electric)—										
Prime-Movers (other than electrical) other than locomotive—										
Prime movers, Railway Locomotive engines and tenders and parts ..	Value	30,000	1,745
Parts of gas engine	4,780	1,460	174	..	450
Parts of oil engine	4,479	500	1,000
(iii) Oil Engine ..	No. 1	..	7	5,000	..	58,090	..	57,505
Parts of steam engine ..	Value
Other (excluding those for railways)
Steam Engine ..	No.	1,600	..
Parts of oil engine ..	Value	4,952	3,754	..	100	..
Parts of steam engine	3,954	2,373
Others	4,858
Transformer	3,067	1,551
LOCOMOTIVES—of oil Engine	1	10,586	110	262
ELECTRICAL MACHINERY OF ALL KINDS, NOT INCLUDING INSTRUMENTS, APPARATUS, APPLIANCES AND PARTS THEREOF—										
Generator ..	Value	6,900	1,135	600	1,126	..
Motors	1,265	220	7,205	7,051	2,410
Other kinds	21,211	21,220	8,767	8,969	..
Switch Control and Gear	202	375
MACHINERY, not being Prime-Movers or Electrical Machinery—										
Erated water-making machinery ..	Value	674	1,228	3,082	780	..
Agricultural machinery
Boilers	19,502	8,356	8,685	7,160	3,671
METAL WORKING MACHINERY (including Machine tools)										
MINE MACHINERY—										
Coal
Other sorts
OIL-CRUSHING AND REFINING MACHINERY										
PAPER MILL MACHINERY	825
PRINTING MACHINERY	7
REFRIGERATING MACHINERY	1,990	5,796	22,319	11,982	26,52
RICE AND FLOUR MILL MACHINERY	2,364	850	500
SAW MILL AND WOOD WORKING MACHINERY	3,400	..	105	..	2,29
SEWING AND KNITTING MACHINES AND PARTS THEREOF—										
Sewing and Knitting Machines No. ..	859	322	285	299	256	21,272	23,031	20,599	21,810	23,30
Parts of Sewing and Knitting Machines and accessories ..	Value	1,311	2,300	250	1,745	..
SUGAR MACHINERY	2,172	80	..
TEA MACHINERY	658
TEXTILE MACHINERY—										
Cotton
Jute
Other sorts
TYPEWRITERS—										
Typewriters ..	No. 70	99	85	44	52	15,723	20,602	17,011	10,358	9,7
Parts and accessories ..	Value	70	35
Other sorts of machinery (excluding Printing Machinery)	2,35,639	94,026	1,43,961	1,16,198	1,50,1
Total, Machinery and Mill work ..	Value	3,50,239	2,21,996	3,14,926	1,94,731	2,81,0

665

ABSTRACT TABLES.

IMPORTS.

No. 5—contd.

Total quantities and value of articles imported—contd.

Articles.	Quantity.					Value.				
	1926-27.	1927-28.	1928-29.	1929-30.	1930-31.	1926-27.	1927-28.	1928-29.	1929-30.	1930-31.
						Rs.	Rs.	Rs.	Rs.	Rs.
MANURES—										
Artificial and mineral .. Tons
Bones "	20	15-2	25	29	1-5	840	578	1,045	1,392	82
Fish manures "	27-2	..	64	42-2	53	1,008	..	3,145	1,730	2,058
Other kinds (excluding oil-cake)
Total, Manures .. Tons	47-2	15-2	89	71-2	51-5	1,848	578	4,190	3,122	2,138
MATCHES—										
Safety Gross of Boxes	76-915	57,925	52,303	44,700	43,756	90,733	66,454	80,483	54,270	42,167
Other sorts "	20,890	43,500	26,982	30,642	50,918	30,490	64,385	34,742	40,675	72,680
Total, Matches .. Gross of Boxes	97-605	101,425	79,285	75,342	94,674	1,21,223	130,839	115,225	94,945	1,14,837
MATS AND MATTING, EXCEPT COIR AND RUBBER ..	Sq. Yds.									
	333-230	313,788	426,224	2,49,070	200,206	28,698	30,889	41,575	27,896	21,607
METALS AND ORES—										
Aluminium Cwt.	502	650	594	837	1,073	60,828	79,334	70,598	81,275	88,453
Antifriction metal "	4	510
Brass, Bronze and similar										
Amalgams—										
Unwrought "	6	3	27	32	7	633	233	1,127	3,583	290
Wrought "	514	237	342	238	214	42,631	17,577	17,873	24,858	15,372
(i) Sheets "	3
Brass Sheets "	12	30	104	28	79	596	1,775	6,921	1,615	3,463
" Tubes "	27	127	38	94	3	1,866	18,914	3,233	6,915	364
" Wire "	22	156	37	41	101	1,875	9,202	2,665	2,915	6,315
" Rods "	13	23	..	2	9	509	1,175	..	85	329
Mixed or yellow metal for sheathing	38	25	16	1,855	1,600	720
COPPER—										
Ore Tons
Old for remanufacture .. Cwt.	46	35	92	119	87	1,167	1,096	2,443	2,363	1,626
Unwrought—										
Files, ingots, cakes, bricks and slabs "	42	10	2,738	755
Other sorts "	3	..	4	..	60	202	..	420
Copper Rods "	70	22	29	41	27	6,359	1,227	2,602	2,380	2,431
" Tubes "	295	353	204	165	230	15,227	18,445	11,595	9,948	11,597
Wrought—										
Brasiers and sheets "
Mixed or yellow metal for sheathing "	11	10	520	500
Wire, excluding wire of Telegraph and Telephones "	216	107	169	57	47-15	12,579	5,953	9,563	4,392	3,214
Other manufactures "	187	260	208	211	106	11,566	15,854	11,034	14,146	6,077
Total, Copper (excluding Ore) Cwt.	867	798	705	593	501-15	50,156	44,490	37,489	33,229	25,365
GERMAN SILVER Cwt.	38	85	35	112	74	5,639	10,820	3,360	9,860	5,784
IRON—										
Ore Tons
Pig "	16	16	18	27	..	1,873	1,540	1,069	1,755	..
Manufactures—										
Angle, bolt and rod "	3	8	35-2	13	8	470	2,220	3,692	5,235	1,253
Bars and channel "	1,036	736-9	448	491	124-6	1,19,465	73,284	49,682	50,468	12,206
Rice bowls "
Total, Iron (excluding Ore) Tons	1,055	760-9	501-2	531	132-6	1,21,808	77,144	54,443	57,458	13,459
IRON OR STEEL—										
Anchors and cables Tons	131-8	15	14	15-3	14	99,731	4,451	4,272	5,343	5,685
Beams, pillars, girders and bridgework "	53	60	47	69	46	16,789	15,449	11,968	10,928	5,940
Bolts and nuts "	20-1	30-2	30	29	40-2	8,342	10,094	8,671	9,350	11,761
Hoops and Strips "	1-6	3-5	..	1	3	453	1,145	..	91	685
Nails, rivets and washers "	57	72	60-3	71-1	37	16,691	20,321	21,514	17,364	10,683
Old for remanufacture "	..	6	1	14	9-1-20	..	932	100	160	321
Pipes and fittings, cast "	68	22-5	23-1	101	25	21,573	7,881	8,906	31,536	7,918
Balls, chairs and fish plates (excluding those for railways) "	15-9	162	2	11-1	31	2,900	15,560	285	775	700
Screws "	4-8	3-2	1-9	2-20	1-4	5,035	2,759	1,368	1,214	695
Fencing materials (including fencing wire) "	3	..	120	45	68,000
Sleepers and Keys of steel or iron	6	1	600	140	..
NETS AND PLATES—										
Galvanised "	323	211	41,376	25,041
Corrugated "	5	842	121	69	48-6	900	1,93,308	27,325	12,493	9,879
Plain "	171-1	343	341-3	33,808	64,310	41,832
Kinned "
Not Galvanised or tinned "
Tubes and fittings, wrought "	19	46-2	42-4	90-7	24-2	9,506	21,111	13,704	37,674	14,184
Wire other than fencing wire "	11	44	39-8	32-6	17-15	2,976	10,684	7,924	11,141	6,134
Wire rope, Galvanised "	5	5	24	5-2	4	3,929	4,481	12,805	3,269	2,778
Wire Nails "	22	58	9	39	45-1	4,160	12,058	1,481	6,433	6,372
Other manufacture of iron or steel "	15	54	23-4	15-5	87-6	5,914	17,022	13,146	7,552	24,639
Black wire rope "	2
Total, Iron or Steel .. Tons	700-13	1,765-14	793-15-1	88-5-1	763-18-1-20	2,33,627	4,01,519	1,81,346	1,96,837	2,01,385
IRON—										
(a) Angle and tee Tons	10	35-17	44-3	50-1	28-6	1,445	4,461	4,762	4,768	3,587
(b) Spring "	5	1-3	3	6	1	445	621	123	310	50
(c) Bars other than cast-steel "	17	577	154	286	272-2	49,826	62,481	19,054	32,479	34,479
Bars and channel "	2	1,004
Cast "
Ingots, blooms, billets and slabs "	26-4
Other cast-steel "	38	25-4	110	13,721	9,167	23,620	7,165	5,805
Cast Steel Bars "	38	2	..	1,436	..	6,328	530
Total Steel Tons	465-7	643-1	808-6	400-11	324-9	66,441	78,166	47,559	51,070	44,451

No. 5—contd.

Total quantities and value of articles imported—contd.

Articles.	Quantity.					Value.				
	1926-27.	1927-28.	1928-29.	1929-30.	1930-31.	1926-27.	1927-28.	1928-29.	1929-30.	1930-31.
LEAD—										
Unwrought—										
Ores Tons	16	1,063	38	9	39	7,420	26,715	15,250	3,100	13,905
Pig Cwt.	6	110	5	..	5	..	1,875	88	..	75
Other sorts	108	200	132	1,580	4,020
Wrought—										
Pipes and tubes	6	28	10	216	999	145
Sheets for tea chests	16	50	..	1,300
Other sorts	142	10	21	7	58	9,264	720	1,140	183	900
Sheets	3	5	73	108	..	85	211	2,415	1,299
Total, Lead (excluding Ores) Cwt.	154	273	241	89	1,001	9,612	6,525	5,604	5,698	18,248
QUICK SILVER Lbs.	2	10	4	15
SOLDER Cwt.	2	10	1	6	4	500	710	63	212	220
TIN—										
Unwrought (black ingots, bars and slabs)	2	19	11	480	3,630	2,081
Wrought, including plates or sheets, not being tinned iron	731	920	742	186	326	27,567	33,325	25,654	15,364	15,194
Total, Tin	733	939	753	186	326	28,047	36,955	27,735	15,364	15,194
ZINC OR SPELTER—										
Unwrought Cwt.	16	133	50	900	3,250	1,080
Wrought or manufactured	166	137	173	119	153	4,499	4,091	5,773	2,832	3,017
Other sorts
Total, Zinc or Spelter	182	270	223	119	153	5,099	7,341	6,853	2,832	3,017
METALS, UNENUMERATED Cwt.	27	49	70	18	20	2,699	4,912	6,250	2,100	1,590
Ores, Unenumerated Tons	42-3	30	3	5	12-3	22,172	14,759	1,040	3,200	4,811
Total, Metals (excluding Ores) Tons	2-276-3	3,351-15½	1,764-19-32	1,948-19½	1,360-18-43	6,32,388	7,96,741	4,70,897	4,94,406	4,30,624
Total, Ores Tons	58-3	83-3	41	5-9	51-3	29,522	41,474	16,290	6,300	18,716
Total, Metals and Ores Tons	2-334-5	3,434-18½	1,805-19-32	1,954-8½	1,412-1-43	6,61,980	8,38,215	4,87,187	5,00,706	4,49,340
MICA IN SPLITTING Cwt.	10	800
OILS—										
Fish Oil Cwt.	491	203	87	73	153	6,107	2,641	1,120	814	1,962
Animal Gals.	5-879	2,276	968	820	1,709
Essential Lbs.	17	22	58	3,010	1,580
Natural almond oils Gals.	11	80	..	301	158	9,009	10,064	2,950	9,041	3,675
Eucalyptus Lbs.	10	224	114	20
Peppermint Cwt.	1	8	..	157	160	15
Lemon Gals.	1	90	60	58	180	..	370	300
Essential (a) Synthetic Lbs.	1	9	6	112
MINERAL—										
Fuel oils Tons	294,958	3,27,266	309,824	417,975	403,459	88,82,740	98,17,980	92,94,780	1,25,01,280	1,21,04,009
Kerosine Gals.	73,739,500	81,816,500	77,456,000	104,493,750	101,863,813
Lubricating oils Gals.	723,560	9,40,946	588,924	498,012	412,412	5,66,721	7,28,295	4,47,069	3,61,486	3,05,796
Petroleum, dangerous (Benzene, Benzol, Petrol and other motor spirit)	49,097	60,916	59,246	76,383	85,116	95,596	1,07,486	1,01,745	1,03,808	87,303
Paints, solutions and compositions, dangerous	310,448	3,88,402	299,888	389,649	3,55,623	4,64,310	5,42,966	3,93,899	4,92,427	4,32,884
Other kinds	1,486	1,837	1,434	230	48	4,515	6,878	3,295	725	187
Total, Mineral Oil Gals.	47,824,091	83,208,601	78,405,492	1,05,458,024	101,717,012	1,00,13,882	1,12,08,625	1,02,40,788	1,24,59,666	1,29,30,179
VEGETABLE, NON-ESSENTIAL—										
Castor Cwt.	860	833	1,123	961	1,881
Coconut Gals.	9,650	9,822	13,575	10,760	21,070	28,518	29,210	32,485	21,442	31,027
Cotton seed Cwt.	548
Groundnut Gals.	698	651	77	6,137	1,008	11,150	16,435
Linseed Cwt.	7,762	7,294	860	488	11,285	17,170	18,462	2,900	15,969	13,167
Mustard and Rape Cwt.	494-50	5,476	515	13,797
Sesamum (til or jinjilli) Gals.	867	5,960	9,544	..	5,769
Other sorts Cwt.	4,098	66,757	106,873	7,041	7,085	8,218	18,103	258,175	1,64,044	140,073
White Oil Gals.	112	281	..	78,860	79,368	1,350	1,300
Total, Oils Vegetable, non-essential Gals.	2,082	7,725	11,238-50	9,038	10,489	65,110	2,28,823	3,07,357	2,13,955	2,02,002
Total, Oil Gals.	74,852,751	83,297,630	78,533,369	1,05,561,047	101,837,103	1,00,94,407	1,14,45,343	1,05,52,440	1,36,84,666	1,31,38,116
OILCAKES Tons	7	15	3	2	13	741	1,421	285	219	1,033
OILOATH AND FLOOR-CLOTH Sq. yds.	1,998	2,791	3,687	3,493	2,589	3,460	4,929	9,748	4,173	4,638
OPPIUM Lbs.	48	..	252	1,346	..	1,680
PACKING—ENGINE AND BOILER— OF ALL KINDS, including ASBESTOS Value	7,451	5,722	9,529	6,381	6,703

667
ABSTRACT TABLES.

IMPORTS.

No. 5—contd.

Total quantities and value of articles imported—contd.

Articles.	Quantity.					Value.				
	1926-27.	1927-28.	1928-29.	1929-30.	1930-31.	1926-27.	1927-28.	1928-29.	1929-30.	1930-31.
						Rs.	Rs.	Rs.	Rs.	Rs.
PAINTS AND PAINTERS MATERIALS—										
Graphite Cwt.	1	..	1	3	1	60	..	26	139	21
Enamals prepared	14	43	12	77	11	1,010	545	1,631	860	601
Red lead—										
Genuine	512	379	342	380	581	17,933	8,134	6,429	8,944	12,371
Genuine moist	18	341
Reduced dry	2	32	49	49	561	2,071
White lead—										
Genuine Cwt.	125	110	95	118	110	3,855	3,629	2,790	2,993	2,211
Reduced dry	72	80	1,611
Genuine moist	2	55	1,690	1,428
White Zinc—										
Genuine Cwt.	87	..	100	42	108	1,738	..	2,623	1,143	2,371
Reduced dry	28	38	751
Reduced moist	5	101
Paints and Colours—										
Barytes Cwt.	..	2	60	..	2	215	60	2,625	..	71
Blue Paints or Paris blue	6	1,10,084	97,802
White and redlead	2,611	96,086	1,17,180	66,061
Other sorts	2,243	..	3,207	2,799	2,358	5
Paints and Colour Barytes Cwt.	5	44
White lead Reduced Moist	44	16
Lithopone white moist Paint	16	331
Coloured moist	69	69
Coloured Dry	66	66
Painters materials (other than										
Paints and Colours)—										
Turpentine Cwt.	125	98	116	99	1	2,684	2,796	2,203	2,524	11
Genuine turpentine	1	25	166	90	828	4,947
Varnish	82	93	84	83	62	4,438	4,019	4,155	3,096	3,081
Other kinds	1,005	1,259	241
Total, Paints and Painters materials .. Value	1,43,944	1,19,802	1,19,573	1,38,138	1,04,801
PAPER AND PASTEBOARD—										
Paper—										
Packing paper Cwt.	163	224	216	119	31	5,440	5,858	4,888	2,432	1,131
Printing paper	219	186	149	95	63	4,922	6,833	5,077	3,157	4,010
Writing paper and envelopes
Envelopes imported separately Cwt.	132	300	284-1	168-2	139	7,210	13,746	5,022	6,776	3,380
Writing paper in large sheets Cwt.	10,186	24,850	16,032	17,896	15,200	18,633	41,165	27,130	25,656	18,408
Note and letter paper and envelopes	684	1,553	1,022	1,087	951
Old newspapers in bales and bags	55	69	25	22	116	1,998	2,813	1,225	821	5,737
Other kinds of paper (including paper manufactures) .. Cwt.	12,621	16,709	15,017	14,647	11,590	75,496	97,635	80,246	79,159	52,620
Paper manufactures .. Value	226	327	434	607	353	4,232	9,973	10,889	16,097	8,270
Pasteboard, millboard and cardboard of all kind .. Cwt.	984	75	27	77	106	7,649	..	1,150	2,186	2,606
Straw boards	6	5	3	480	92	274
Other kinds	16	38	..	13	36	400	704	490	20	50
Total, Paper and Pasteboard Value	1,26,674	1,81,739	1,36,391	1,36,634	97,000
PAPER MAKING MATERIALS—										
Pulp of wood or other materials Cwt.
Rags and other materials
Total, Paper making materials
PARAFFIN WAX Cwt.										
2	900
PERFUMERY (not being perfumed spirits) .. Value										
..	1	..	1,25,405	1,03,612	1,02,584	15	75,566
PITCH, TAR AND DAMMER .. Cwt.										
Coal tar and pitch	435	711	1,441	522	418	4,442	5,798	9,139	1,65,491	2,903
Dammer	3,419	..
Stockholm tar and pitch	8	5	13	28	75	140	..
PLANTS, LIVING, including BULBS AND SEEDS FOR SOWING .. Value										
..	95	60	72	194	1,195
POLISHES—										
Polishes and compositions for application to leather .. Value	7,463	8,828	4,100	3,858	3,647
Polishes and composition for application to metals	6,368	9,121	7,519	5,563	4,896
Wood polish	1,104	1,180	880	1,532	1,848
Polish O-Sort	8	528
Total, Polishes	14,335	19,129	12,499	11,011	10,919
PRECIOUS STONES AND PEARLS, USED PEARLS										
..	72,600	60,200	1,17,200	10,800	2,600
PRINTING AND LITHOGRAPHING MACHINERY AND MATERIALS (excluding paper)—										
Printing and Lithographing presses Value	600
Printing type Cwt.	1	108	1,000	..	429	200
Printers Lithographer's ink .. Value
Other materials
Total, Printing and Lithographing machinery and materials	615	300	130	60	100
PRINTS, ENGRAVINGS AND PICTURES—										
Photographs and picture post cards Value	723	1,800	130	489	300
Other	1,126	2,867	..	3,102	..
Total, Prints, Engravings and Pictures	68	1,240	405	30	575
P. AND O. STORES—										
Bacon and Ham Cwt.	289	190	303	277	198	26,712	18,761	21,147	20,943	18,806
Biscuits and Cakes	843	1,127	1,567	1,057	642	49,329	59,902	70,015	51,291	34,286
Butter (including canned)	285	295	484	330	384	28,173	25,418	46,039	36,157	32,347
Cheese (including canned)	226	147	223	178	158	20,276	13,683	15,386	11,180	9,588
Cocoa and Chocolate	113	119	141	208	132	12,104	14,466	12,824	10,903	13,129
Confectionery	3,569	3,717	2,906	2,173	..	1,44,906	13,99,490	1,02,166	71,544

ABSTRACT TABLES.
IMPORTS.

No. 5—contd.
Total quantities and value of articles imported—contd.

Articles—	Quantity.					Value.				
	1926-27.	1927-28.	1928-29.	1929-30.	1930-31.	1926-27.	1927-28.	1928-29.	1929-30.	1930-31.
						Rs.	Rs.	Rs.	Rs.	Rs.
PROVISIONS AND OILMAN'S STORES—										
Farinaceous and patent foods other sorts .. Cwt.	886	828	997	452	610
Farinaceous food in bulk ..	7,665	4,978	7,374	6,830	8,179	24,035	24,809	22,669	12,875	16,759
Ghee ..	14,518	172	167	208	142	3,89,145	2,69,527	4,29,515	3,78,197	3,54,996
Jams and Jellies ..	5	4	13	8	..	7,691	8,039	6,018	7,797	4,908
Isinglass ..	7	3	13	5	9	1,330	100	1,957	1,200	..
Lard	274	100	223	190	438
Milk, condensed and preserved, including Milk cream ..	620	673	1,009	594	569	25,478	30,241	42,655	23,267	21,950
Milk foods for infants & invalids (wholly or mainly milk) ..	27	20-1	13	1	1	3,137	1,630	954	90	230
Pickles, Chutnies, Sauces and Condiments ..	1,304	772	1,434	3,062	1,857	32,393	24,450	31,135	74,858	37,474
Vinegar (excluding bottled Vinegar) .. Galls.	6,988	8,732	7,792	4,988	5,779	6,105	7,686	7,250	5,505	5,890
Other sorts of Provisions—										
Canned and bottled provisions (not specified elsewhere) .. Cwt.	2,773	2,943	2,998	2,591	1,690	26,710	1,02,879	102,052	78,057	61,554
Canned or bottled Fruits ..	3,756	6,460	5,473	4,426	4,898	88,578	1,27,004	81,529	71,005	73,351
Tinned or canned fish ..	365	397	389	343	303	15,200	19,709	16,068	13,860	12,097
Others ..	1,984	5,214	2,877	3,214	3,931	56,639	1,38,789	85,005	82,829	74,979
Vegetable Product (Vegetable, ghi, Vegetable fat, etc.)	3,186	5,374	1,038	1,14,323	1,52,006	26,780
Total, Provisions and Oilman's stores .. Value	8,81,304	10,33,159	12,45,554	11,34,166	8,65,596
RAILWAY PLANT AND ROLLING STOCK—										
Carriages and Wagons and parts thereof .. Value	187
Locomotive Engines and tenders and parts thereof	2,690
Materials for construction—										
Bridge work .. Tons
Rails, chairs and fishplates of steel or iron ..	1	340
Sleepers and keys of steel or iron
Sleepers of wood
Other kinds of materials ..	7-3	6,903
Total, Railway plant and Rolling stock .. Value	10,120
RUBBER—										
Raw—										
Manufactures—										
Pneumatic Cycle Cover No.	97	90	50	164	230	359	260	100	396	332
Pneumatic Cycle Tubes ..	188	270	172	354	312	405	617	404	449	340
Solid rubber tyres ..	85	14	32	20	24	10,056	1,728	2,620	1,022	2,345
Tyres for motors and motor cycles
Tubes for motors and motor cycles
Pneumatic Motor Covers ..	2,716	3,558	3,125	2,891	2,619	1,00,685	1,28,446	108,381	94,464	75,308
" Tubes ..	3,435	6,103	4,430	4,727	3,913	28,223	31,833	23,794	23,726	20,649
Pneumatic Motor Cycles Covers ..	60	38	..	39	6	678	404	..	536	50
" Tubes ..	50	68	..	250	18	388	250	..	747	50
Other manufactures (except apparel and boots and shoes) .. Value	4,409	7,299	7,249	7,841	2,591
Total, Rubber .. Value	1,45,203	1,70,835	142,548	1,29,181	1,01,665
SALTS .. Tons	10	5	107	4	7-2	2,874	1,994	1,821	549	1,721
SEEDS—										
Oil-seeds—										
Essential .. Tons	138	149-3	240	130-16	130-4	58,595	70,525	68,812	53,502	55,449
Non-essential—										
Castor
Copra or coconut kernel ..	9	13	13	8	2	4,851	6,415	5,622	3,170	900
Cotton
Groundnuts ..	46-4	91	85-1	106-8	81-1	13,891	25,659	26,897	28,978	14,910
Linseed	2	2	..	20	12
Mustard
Poppy
Rape
Sesamum (til or jinjilli) ..	1,297	1,397-2	1,952-2	1,520-3	1,809	4,12,377	4,32,918	6,10,753	4,18,554	3,94,657
Tea
Others ..	292-2	340	220	292-15	121	43,350	45,919	45,246	49,099	28,137
Other than oil-seeds ..	34	32-4	40	21	35	5,147	6,177	5,882	3,195	6,297
Total, Seeds .. Tons	1,816-6	2,022-11	2,550-3	2,079-2	2,178-7	5,38,511	5,87,633	7,83,213	5,56,468	4,92,362
SHELLS AND COWRIES—										
Cowries .. Cwt.	531	332	732	275	58	13,181	9,619	14,610	5,296	1,415
Shells—										
Shells (chanks, shankhli, large ornamental shells, cowras, mother-of-pearl shells and oyster shells) ..	1,537	3,593	4,044	3,931	2,782	37,947	85,349	90,180	1,00,321	1,06,434
Tortoise-shell (including nakhla or nakh) .. lbs.	2,598	20,767	10,930	6,920	1,792	7,480	25,085	8,988	6,030	1,400
Total, Shells and Cowries .. Value	58,608	1,20,053	1,13,778	1,11,647	1,09,249
SHIPS, PARTS OF (including Launches and Boats) .. Value
SMOKERS' REQUISITES (excluding tobacco)	10,214	15,034	17,422	10,264	8,906
SOAP—										
Household and laundry soap in bars or tablets .. Cwt.	15,092	18,172	11,308	10,816	12,454	3,42,011	3,92,232	2,20,887	2,23,494	2,17,038
Toilet soap ..	79	243	130	137	118	8,353	17,110	9,862	7,669	8,428
Others ..	67	39	32	46	119	2,829	1,110	513	908	2,478
Total, Soap .. Cwt.	15,238	18,454	11,470	10,999	12,391	3,53,193	4,10,453	2,31,266	2,33,071	2,27,934
SPECIMENS ILLUSTRATIVE OF NATURAL SCIENCE .. Value	76,259	1,17,099	3,06,781	2,29,337	1,36,401

669
ABSTRACT TABLES.
IMPORTS.

No. 5—contd.

Total quantities and value of articles imported—contd.

Articles.	Quantity.					Value.				
	1926-27.	1927-28	1928-29.	1929-30.	1930-31.	1926-27.	1927-28.	1928-29.	1929-30.	1930-31.
SPICES—						Rs.	Rs.	Rs.	Rs.	Rs.
Betelnuts .. Cwt.	487	480	373	417	428	26,510	20,819	17,320	18,529	15,100
Cardamoms .. " "	4164	448	516	446	520	96,221	89,374	1,25,716	97,126	78,100
Cassia .. " "	3,687	2,361	3,113	3,548	2,594	84,915	51,506	58,294	57,596	32,100
Chillies .. " "	1,291	1,553	2,093	1,652	1,841	36,257	43,941	45,064	37,916	43,100
Cinnamon .. " "	36	49	206	25	183	784	1,085	3,759	250	2,100
Cloves .. " "	2,505	2,810	1,499	2,357	1,408	1,13,935	94,625	61,327	1,35,211	64,000
Ginger .. " "	23,250	27,153	22,090	23,238	24,499	7,64,738	7,15,544	7,52,075	8,19,552	5,70,000
Nutmegs .. " "	346	59	140	167	136	19,440	3,100	16,175	5,900	3,000
Pepper .. " "	5,543	2,339	3,167	3,032	4,018	3,20,454	2,56,190	2,89,779	2,30,596	2,17,000
Other sorts .. " "	513	1,340	719	231	129	4,458	14,514	6,227	3,280	1,200
Total, Spices .. Cwt.	38,074½	38,592	33,916	35,113	35,754	14,67,712	12,90,692	13,65,736	14,05,956	10,30,200
STARCH AND FARINA .. Cwt.	3,509	13,093	19,326	11,661	11,646	47,892	1,67,295	2,46,347	1,50,738	1,28,800
STATIONERY (excluding paper) .. Value	1,11,131	1,27,301	90,010	85,856	94,400
STICKS AND WHIPS .. " "	6,730	8,952	8,859	3,687	2,800
Pencils (excluding Slate Pencils) Doz.	5,380	14,750	10,229	3,047	7,283	2,230	3,862	1,730	1,304	2,600
STONE AND MARBLE—										
Stone and marble .. Tons	449	465	520	411	640	11,267	15,654	15,496	13,601	21,800
Articles of stone and marble .. " "	-3	1-8	-1	-1	..	800	725	133	25	..
Total, Stone and Marble Tons.	446-3	466-8	520-	411-1	640	12,067	16,379	15,629	13,626	21,800
SUGAR—										
Sugar, Refined .. Tons.	10,542	16,473	19,964-2	10,980	..	26,77,871	37,02,138	40,22,399	19,15,108	..
Unrefined .. " "	60	124-2	18	71-2	..	17,013	32,649	7,023	22,950	..
Molasses .. " "	-6	21	5	122	1,850
Confectionery .. " "	118-1	98,667	..	1,000
Saccharin .. Lbs.	242	850
Total, Sugar .. Tons.	..	16,618-2	19,987-2	11,051-2	..	27,94,523	37,36,637	40,30,422	19,38,858	..
Sugar No. 23 D. S. and above .. Tons.	9,086	11,64,400
Sugar below 23 D. S. but not below 16 D. S. .. " "	209-1	23,700
Sugar Beet .. " "	2,444-7	332,300
Molasses .. " "	30	8,000
Total Sugar .. " "	11,789-8	15,28,570
TALLOW AND STEARINE (grease and animal fat) .. Cwt.	673	428	249	292	385	14,519	10,516	4,213	6,045	6,670
Grease .. " "	274	239	287	335	276	6,322	5,499	5,607	6,511	4,140
TEA—										
Black .. Lbs.	576,740	529,928	470,278	318,141	333,003	4,64,414	4,65,639	3,80,108	2,30,619	2,08,290
Green .. " "	5,890	3,900	5,890	3,900
Total, Tea .. Lbs.	581,620	533,828	470,278	318,141	333,003	4,70,294	4,69,539	3,80,108	2,30,619	2,08,290
TEA-CHESTS, ENTIRE OR IN SECTIONS—										
Of iron or steel or other metal .. No.
Of wood .. " "
Total, Tea-chests, etc. Value
TELEGRAPHS, MATERIALS FOR CONSTRUCTION AND ACCESSORIES .. Value	33,336	70,319	1,77,214	2,92,130	10,286
TELEPHONE, MATERIALS FOR CONSTRUCTION AND ACCESSORIES .. " "	506	214	..	2,988	1,174
TEXTILES—										
Cotton—										
Raw .. Tons	16-6	76-6	33	73	11	12,328	54,444	22,681	7,145	5,644
Waste .. Cwt.	214	294	273	271	207	8,149	7,749	6,463	5,810	4,325
Twist and Yarn—										
Mule and water Nos. 1-10 .. Lbs.	696,598	191,628	294,776	7,18,828	654,648	4,66,982	1,24,460	2,22,550	4,76,430	3,93,392
" Nos. 11-15 .. " "	19,200	38,210	22,080	19,900	10,000	10,800	24,986	17,620	12,500	4,300
" Nos. 16-20 .. " "	850,120	435,216	70,968	219,120	132,694	6,61,732	2,89,331	59,500	1,58,947	88,775
" Nos. 21-25 .. " "	5,500	3,896	17,560	5,100	3,200	3,350	3,300	13,170	4,600	1,950
" Nos. 26-30 .. " "	2,100	..	1,200	1,750	..	1,000
" Nos. 31-40 .. " "	36,700	15,200	1,600	3,300	..	43,750	15,430	1,600	4,000	..
" Nos. 41-50 .. " "	32,788	2,400	1,500	33,700	896	40,950	2,680	2,000	39,200	1,500
" above No. 51 to 60 .. " "
" Nos. 61-100 .. " "	10,710	1,800	..	300	..	21,950	2,400	..	300	..
Twist and Yarn—White (Bleached)—										
Nos. 1 to 20 .. " "	3,418,214	2,870,826	34,52,873	26,85,833	20,41,684	20,74,475
" Nos. 21 to 25 .. " "	42,900	25,272	117,880	36,795	19,820	67,355
" Nos. 26 to 30 .. " "	800	50,760	760	29,280
" Nos. 31 to 40 .. " "	44,272	6,160	3,600	34,986	5,300	3,320
" Nos. 41 to 50 .. " "	98,428	139,732	216,206	1,51,269	1,78,638	1,80,500
" above No. 50 .. " "	8,600	4,500	1,400	17,300	8,100	2,300
Orange, red and other colours—										
Orange, red and other colours Nos. 1 to 20 .. Lbs.	342,348	235,432	225,671	272,413	182,167	2,66,600	2,02,818	2,20,540	2,22,387	1,44,589
Orange, red and other colours Nos. 21-25 .. " "	9,200	5,000	4,000	6,740	6,300	4,000
Orange, red and other colours Nos. 26-30 .. " "	11,400	3,000	2,820	28,940	4,455	9,100	2,400	3,320	30,520	3,495
Orange, red and other colours Nos. 31-40 .. " "	47,124	35,922	50,208	36,673	24,072	62,200	46,377	84,243	49,875	33,572
Twist and Yarn white two folds (double) .. " "	..	738,910	22,500	5,53,400	16,925
Orange, red and other colours Nos. 41-50 .. " "	21,100	3,200	..	1,200	2,400	27,650	2,080	..	1,800	3,650
Orange, red and other colours, above No. 50 .. " "	1,500	3,028	600	2,900	..	3,000	6,150	1,200	3,535	..
Twist and Yarn Gray two fold (double) .. " "	..	804,182	1,600	6,69,170	2,200
Unspecified description of Twist and Yarn .. " "	535,977	205,898	169,408	207,885	164,841	4,65,401	1,62,884	1,59,984	1,63,006	1,25,159
Bleached (White) .. " "	1,600,720	1,491,863	12,99,638	11,64,398
Twist and Yarn coloured two folds (double) .. " "	..	105,286	1,800	1,07,665	2,200
Total Twist and Yarn Lbs.	4,213,835	4,315,091	4,495,903	46,02,609	5,026,092	33,84,853	33,79,929	37,40,975	34,27,692	31,61,612

ABSTRACT TABLES. IMPORTS.

No. 5—contd.

Total quantities and value of articles imported—contd.

Table with columns: Articles, Quantity (1926-27, 1927-28, 1928-29, 1929-30, 1930-31), Value (1926-27, 1927-28, 1928-29, 1929-30, 1930-31). Rows include categories like Textiles, Piece-goods, Printed goods, Woven coloured goods, and Rope/Thread/Towels.

671
ABSTRACT TABLES.
IMPORTS.

No. 5—contd.

Total quantities and value of articles imported—contd.

Articles.	Quantity.					Value.				
	1926-27.	1927-28.	1928-29.	1929-30.	1930-31.	1926-27. Rs.	1927-28. Rs.	1928-29. Rs.	1929-30. Rs.	1930-31. Rs.
TEXTILES—contd.										
Flax—										
Raw .. Lbs.
Twist and Yarn
Manufactures—										
Bags and Sacks .. Nos.	1,470	1,470
Canvas .. Yds.	492	846	..	278	479	..
Piece-goods ..	802
Thread, sewing .. Lbs.
Othersorts ..	15,135	35,903	28,037	31,895	42,305	37,585	32,585	26,992	23,779	35,22
Total, Flax (including Twist and Yarn) .. Value	34,055	34,055	26,992	24,258	35,22
Haberdashery and Millinery	4,832	78,246	78,246	1,01,668	43,874	34,39
Twills not in the piece	3,34
Hemp—										
Raw .. Cwt.	8	140	..
Manufactures (excluding cordage)—										
Bags and Sacks .. Nos.	..	14	14
Cloth .. Yds.	79
Manufactures O'sort .. Value
Total, Hemp manufac- tures .. Value	93
Jute—										
Raw .. Tons.	9	4	4	6.2	10	1,950	1,816	1,479	1,420	2,010
Twist and Yarn .. Lbs.
Manufactures—										
Canvas .. Yds.	..	154	130,000	..	290	11,565
Gunny bags .. Nos.	643,987	3,27,774	588,090	600,000	205,240	3,44,450	1,85,388	3,05,840	2,52,575	82,918
cloth .. Yds.	88,200	92,500	1,53,300	74,500	..	17,921	24,219	45,201	19,318	..
Rope and Twine .. Cwt.	1,180	682	711	421	952	44,667	22,866	22,018	11,615	23,931
Other kinds ..	13	5	2	2	..	126	528	30	70	..
Total, Jute (including Twist and Yarn) .. Value	4,09,114	2,35,107	3,74,568	2,84,998	1,20,424
Silk—										
Raw .. Lbs.	4,444	4,438	6,003	8,432	15,211	25,980	21,710	24,270	64,523	72,610
Waste	3,186	9,772
Yarn, coils and wraps ..	66	1,549	..	2,980	496	482	7,672	..	3,450	1,200
Manufactures—										
Goods of silk mixed with other materials .. Yds.	3,291	24,730	18,776	20,660	121,477	6,025	26,910	14,920	23,769	63,336
Silk—piece-goods ..	85,580	145,459	168,812	285,399	453,595	1,22,456	1,95,641	2,18,286	3,12,818	3,25,123
Thread for sewing .. Lbs.	9,076	22,001	6,937	2,149	3,215	55,800	1,12,063	31,750	6,350	7,675
Other sorts ..	894	1,789	3,891	3,281	6,156	3,380	7,267	12,820	7,039	17,346
Total, Silk (including yarn) Value	2,14,123	3,71,263	3,11,818	4,17,949	4,87,290
Wool—										
Raw .. Lbs.	2,924	562
Yarn and knitting wool ..	128	556	16	280	336	780	1,160	85	650	500
Manufactures—										
Blankets .. Lbs.	16,510	11,028	41,793	7,097	30,074	8,983	9,004	14,492	5,637	10,445
Braids
Carpets and Rugs ..	27,364	53,780	46,437	31,941	34,492	72,521	1,05,332	1,21,202	96,737	85,219
Hosiery ..	446	3,501	186	225	306	1,615	13,433	880	515	715
Piece-goods .. Yds.	17,768	37,975	13,516	8,923	13,556	45,385	70,371	48,416	30,085	31,731
Shawls .. Nos.	..	480	53	156	64	..	600	420	1,100	400
Other sorts .. Lbs.	1,091	7,083	6,111	5,648	1,106	1,356	3,159	9,029	6,476	2,610
Total, Wool (including yarn) Value	1,30,640	2,03,059	1,94,524	1,41,200	132,182
Total, Textile raw materials	94,551	48,430	79,038	..
Total value of yarns and textile fabrics	2	2,48,53,341	2,01,62,924	2,17,76,819	..
Artificial silk—										
Silk, Yarn .. Lbs.	120	672	646,177	300	400	283,466
Manufactures O'sorts .. Value	1,624	2,990	7,470	5,729	..	2,780
Piece-goods of cotton arti- ficial silk .. Yds.	46,131	250,096	605,821	570,607	321	26,460	1,22,975	3,04,638	3,00,715	910
TOBACCO—										
Unmanufactured .. Lbs.	7,821,800	11,405,072	14,848,904	9,089,556	13,151,698	23,89,246	33,94,877	39,70,982	26,24,369	24,78,851
Manufactured—										
Tobacco for pipes and Ciga- rettes ..	51,221	65,238	46,848	38,751	31,880	1,02,985	1,16,581	68,723	61,921	46,975
Cigars ..	4,161	4,907	4,982	5,904	8,901	8,150	10,172	9,818	9,629	11,893
Cigarettes ..	244,865	268,666	501,173	458,970	442,394	6,03,269	4,82,289	516,219	5,21,690	3,76,809
Other sorts ..	11,368	72,668	8,972	6,837	4,480	1,910	21,018	2,558	2,570	1,405
Total, Tobacco ..	8,133,415	11,816,851	15,410,879	9,600,018	13,639,353	31,05,560	40,24,932	45,68,300	32,20,179	30,15,534
NET REQUISITES (not specified elsewhere) .. Value	22,803	32,496	18,928	25,710	17,241
YS AND REQUISITES FOR GAMES AND SPORTS, including fishing tackle—										
Boys .. Value	20,860	21,365	16,489	5,213	..
Requisites for games, etc. (ex- cluding firearms)—										
Playing cards .. Value	1,615	6,698	7,622	3,668	3,891
Other sorts	13,866	13,398	20,663	30,807	42,551
Total, Toys and requisites for games and sports	86,141	41,461	44,774	39,626	48,442

ABSTRACT TABLES
IMPORTS.

No. 5—concl'd.
Total quantities and value of articles imported—concl'd.

Articles.	Quantity.					Value.				
	1926-27.	1927-28.	1928-29.	1929-30.	1930-31.	1926-27.	1927-28.	1928-29.	1929-30.	1930-31.
UMBRELLAS AND UMBRELLA-FITTINGS—										
Umbrellas, complete (including parasols and sunshades) Nos.	9,042	14,511	16,845	16,079	13,278	Rs. 17,804	Rs. 25,258	Rs. 24,336	Rs. 22,980	Rs. 15,450
Umbrella fittings Value
Total, Umbrellas and umbrella-fittings Value	17,804	25,258	24,336	22,980	15,450
VEHICLES, including locomotives, etc., FOR RAILWAYS—										
Carriage and carts not mechanically propelled and parts thereof (excluding railway carriage, trucks, etc.) Nos.	1	16	5	8	5	80	1,235	258	463	310
Parts of carriage and carts (excluding rubber tyres) Value	1,734	2,053	605	..	238
Perambulators and children's go-carts Nos.	19	41	21	39	50	871	1,022	890	1,129	775
Parts of perambulators and children's go-carts Value	75
Total, Carriages, carts, etc. Value	2,760	4,310	1,753	1,592	1,323
CYCLES (other than MOTOR CYCLES) AND PARTS THEREOF AND ACCESSORIES—										
Cycles imported entire or in sections Nos.	87	34	..	55	93	4,907	2,355	2,135	2,387	2,819
Parts of cycles and accessories (excluding rubber tyres) Value	4,287	3,418	2,380	2,063	2,186
Total, Cycles, etc. Value	9,194	5,773	4,515	4,450	5,005
MECHANICALLY PROPELLED VEHICLES (excluding RAILWAY LOCOMOTIVES AND TRACTORS)—										
Motor cars (including taxi cabs) Nos.	166	145	156	116	88	2,96,033	2,93,527	3,27,509	2,54,150	1,62,093
Motor cycles (excluding Scooters) Nos.	22	14	6	7	5	16,287	6,768	2,550	3,768	3,174
Motor omnibuses, motor vans and motor lorries Nos.	45	17	7	5	12	55,252	39,900	48,115	14,200	25,500
Parts of mechanically propelled vehicles and accessories other than of aircraft (excluding rubber tyres) Value	..	2	5,460	96,974
Chassis Nos.	27	35	..	65,826	1,17,813	96,306	90,873	..
Total, Motor cars and motor cycles Value	4,38,378	4,63,468	3,25,895	4,33,601	2,98,221
Bhips, parts of Value	35,848	92,369	53,681	82,202	40,500
Total, Vehicles (excluding locomotives, etc., for railways) Value	4,81,180	5,65,920	5,85,844	5,21,845	3,45,049
WAX OF ALL KINDS, other than PARAFFIN WAX (excluding candles) Cwt.	833	245	519	336½	351	36,736	10,809	39,595	15,591	18,922
WOOD AND TIMBER—										
Timber, other than railway sleepers—										
Deal and pine wood Cub tons	1,266	1,684	1,515	1,619½	1,674	74,612	1,04,086	86,562	93,856	1,00,334
Jarrah wood
Teak wood ..	33	116½	25-18	57	73-8	9,610	33,645	7,423	15,349	13,332
Other timber ..	2,339	3,646	1,852	2,877	2,755	1,88,513	3,27,671	1,24,060	1,84,980	1,60,996
Total, Timber, other than railway sleepers Value	3,638	5,446½	3,392-18	4,553½	4,502-8	2,72,735	4,65,402	2,18,045	2,94,185	2,74,662
WOOD—										
Fire wood Tons	3,818	4,099	3,399	3,169	3,580	49,311	61,747	48,188	42,001	44,570
Ornamental wood—										
Ebony Value
Sandal Tons	19	29-1	25	19-1	20-2	7,644	11,610	8,835	5,504	6,717
Other kinds Value	565	13,279
Total, Ornamental Value	8,209	11,610	..	5,504	19,996
Manufacture of wood, other than furniture and cabinet ware Value	15,849	9,700	14,076	20,404	..
Total, Wood Value	3,46,104	5,48,459	2,89,144	3,62,094	3,39,228
ARTICLES IMPORTED BY POST Value	2,49,934	2,18,350	2,04,567	1,76,815	2,74,101
ALL OTHER ARTICLES OF MERCHANDISE—										
Unmanufactured Value	1,02,819	1,97,048	1,25,238	1,23,453	1,76,499
Manufactured Value	84,463	1,28,689	83,007	50,405	64,845
Grand Total, Value of Merchandise imported (exclusive of Government Stores) Value	7,41,64,487	8,11,83,758	7,64,87,583	6,90,98,991	5,46,47,795
Treasure—										
Gold Value	11,20,246	6,97,315	9,28,305	8,16,900	4,40,195
Silver Value	96,91,586	1,20,31,447	52,93,241	75,05,629	56,14,751
Currency notes Value	3,01,749	2,48,830	96,039	1,34,608	51,597
Total, Value of Private Treasure Value	1,11,13,581	1,29,77,592	63,17,585	84,59,137	61,06,543
Grand Total, Private Merchandise & Treasure Value	8,52,78,067	9,41,61,350	8,28,05,168	7,75,58,128	6,07,54,338

ABSTRACT TABLES.
EXPORTS.

No. 6.

• Total quantities and value of articles exported.

Articles.	Quantity.					Value.				
	1926-27.	1927-28.	1928-29.	1929-30.	1930-31.	1926-27.	1927-28.	1928-29.	1929-31.	1930-31.
						Rs.	Rs.	Rs.	Rs.	Rs.
ANIMALS, living—										
Cattle (excluding sheep and goats) .. Nos.	53	237	4	43	88	3,150	8,420	100	1,105	2,387
Horses	4	17	..	1,900	30,450
Sheep and goats	55,612	24,314	5,414	3,899	6,612	5,78,088	2,05,851	58,183	40,316	72,159
Other kinds	648	270	198	622	215	9,040	7,736	14,102	45,509	10,043
Total, Animals, living	6,932	24,825	5,616	4,564	6,932	5,90,270	2,83,907	72,445	86,930	1,15,039
APPAREL (including DRAPERY, UNIFORMS, AND ACCOUTREMENTS, BUT excluding HOSIERY AND BOOTS AND SHOES) .. Value	53,740	98,354	1,17,772	86,308	57,872
ARMS, AMMUNITION, AND MILITARY STORES	1,38,795	13,056	5,412	9,036	26,624
ART, WORKS OF	160	650	..	1,180
BASKETS AND BASKETWARE
BOOKS PRINTED, AND PRINTED MATTER (not being STATIONERY) including MAPS AND CHARTS .. Cwts.	313	245	271	174	264	22,443	15,921	20,277	25,131	23,045
BOOTS AND SHOES .. Pairs.	5,949	5,585	6,259	6,852	15,975	11,389	13,760	16,180	19,530	28,042
BUILDING AND ENGINEERING MATERIALS, other than OF IRON, STEEL, OR WOOD—										
Bricks Nos.	..	350	24	..	85	6
Chalk and lime Cwts.	1,434	1,808	33	209	478	2,362	1,463	117	939	917
Pipe of Earthenware .. Value
Tiles Nos.	7,400	5,400	28,908	3,080	5,700	1,500	1,520	6,312	353	674
Other kinds Cwts.	1,933	4,009	3,076	4,887	1,658	8,882	17,687	12,983	27,248	70,81
Total, Value of Building and Engineering materials .. Value	12,744	20,735	19,412	28,540	8,678
CANDLES OF ALL KINDS .. Lbs.	1,08,864	1,53,776	1,20,624	83,716	91,728	30,620	43,812	30,126	20,004	21,882
CANES AND BATTANS .. Cwts.	449	383	499	190	48	14,604	14,934	15,731	3,831	684
CARRIAGES AND CARTS (excluding RAILWAY CARRIAGES), AND PARTS THEREOF—										
Carriages and carts .. Nos.	123	1,73,281	..
Parts of carriages and carts .. Value	64,118	..
Total, Carriages and carts .. Value	2,37,379	..
CHEMICALS AND CHEMICAL PREPARATIONS (excluding CHEMICAL MANURES AND MEDICINES)—										
Alum Cwts.
Potassium compounds—										
Saltpetre
Other sorts	9,970	10,241	11,359	7,101	4,218	56,546	53,505	60,279	35,532	21,585
Soda compounds—										
Borax	32	11	10	12	19-1	793	354	228	157	319
Other sorts	3,892	1,893	5,719	3,300	5,504	13,426	7,338	15,993	13,030	19,536
Other sorts of chemicals	34,518	34,402	40,813	40,240	19,724
Total of Chemicals .. Value	1,05,283	95,599	1,17,313	88,959	61,164
COAL, COKE, AND PATENT FUEL—										
Coal Tons	889	56	68	138	115	24,453	1,868	1,944	3,477	4,297
Coke	1	50
Total, Coal, coke, and patent fuel Tons	889	56	69	138	115	24,453	1,868	1,994	3,477	4,297
Coffee Cwts.	113,381	110,102	92,317	74,382	80,281	82,53,215	81,83,431	64,49,413	49,27,500	38,86,504
CORAL—										
Unmanufactured .. Tons	1/30	1	-1	47	150	35
Manufactured	1-6	3	4	759	195	334	1,208	1,385
CORAL .. Lbs.	..	48
CORDAGE AND ROPE OF VEGETABLE FIBRE (excluding JUTE AND COTTON) .. Cwts.	601	483	660	552	308	13,261	14,663	19,299	13,319	6,276
DRUGS AND MEDICINES (excluding CHEMICALS AND NARCOTICS)—										
Aloes Cwts.
Asafoetida	61	107	121	68	132	2,567	5,299	6,146	2,218	5,238
Camphor Lbs.	..	28	180
Galangal Cwts.	554	355	186	446	240	8,448	6,469	3,424	7,516	4,145
Quinine salt, other sorts .. Lbs.
Scenna Cwts.	40	62	10	23-1/2	18	900	1,095	95	380	299
Other sorts of drugs and medicines .. Value	75,334	58,022	72,331	61,984	51,442
Total, Drugs and Medicines .. Value	87,249	71,065	81,996	72,098	61,124
DYING AND TANNING SUBSTANCES—										
Barks for Tanning (a) (III E) Cwts.
Indigo	1,387	1,651	1,163	2,548	2,708	2,32,109	2,34,955	1,61,751	2,85,360	2,60,562
Myrabolams	2	..	5	3	3	125	..	60	40	35
Safflower	321	391	472	447	325	46,256	48,421	51,648	44,608	24,053
Turneric	2,365	2,234	2,704	3,253	3,776	49,807	42,026	57,357	70,458	71,023
Other sorts (including lao-dye) ..	708	751	623	675	540	73,757	57,578	63,316	57,174	32,358
Total, Dyeing and Tanning Substances .. Cwts.	4,783	5,027	4,967	6,926	7,352	4,02,054	3,92,980	3,34,130	4,57,640	3,88,026
EARTHENWARE AND PORCELAIN (excluding PIPES OF EARTHENWARE) .. Value	59,664	1,13,765	67,856	44,151	41,018
FRAYERS .. Lbs.	..	6	1	180	80
FIREWORKS
FISH (excluding CANNED FISH)—										
Fish, dry, unsalted .. Cwts.	10,826	17,262	10,481	17,293	16,968	1,48,971	2,42,106	1,21,208	2,28,547	2,14,401
Fish, dry, salted	3,410	2,660	564	779	1,327	56,175	37,140	8,336	12,997	22,431
Fishmaws and shark fink	3,720	1,571	1,550	1,147	915	2,87,697	1,89,386	2,41,125	2,04,017	1,45,177
Total, Fish (excluding canned fish) .. Cwts.	17,956	21,493	12,595	19,219	19,205	4,42,843	4,68,632	2,70,669	4,45,561	3,82,009

675
ABSTRACT TABLES.
EXPORTS.

No. 6—contd.
Total quantities and value of articles exported—contd.

Articles.	Quantity.					Value.				
	1926-1927.	1927-28.	1928-29.	1929-30.	1930-31.	1926-27.	1927-28.	1928-29.	1929-30.	1930-31.
						Rs.	Rs.	Rs.	Rs.	Rs.
HIDES AND SKINS, TANNED OR DRESSED, AND LEATHER HIDES, TANNED OR DRESSED—										
Buffalo Hides	Tons .. 75	50
Cow Hides	Nos.
Other Hides	Cwts. .. 10	255	65
Total, Hides, tanned or dressed.	Nos. .. 85	305	65
Goat skins	Tons .. 100	..	—2	500	..	1,800
Sheepskins	Nos. .. 5
Other sorts	Tons .. 20	..	—2	—2	—2	4,280	3,842	2,295	670	710
Total, Skins, tanned or dressed	Nos. .. 2,460	4 1/2 = 20	2,220	1,040	—2 1/2 = 720	4,760	3,842	4,095	670	710
Total, Hides and skins, tanned or dressed.	Tons .. 15	5,065	3,842	..	670	710
Unwrought	Cwts.
MANUFACTURES (excluding boots and shoes)—										
Bags, trunks and travelling requisites	1,289	3,670	844	140	80
Saddlery and harness	2,970	4,368	4,930	739	831
Other sorts	80	2,935	2,682
Total, Leather	9,324	11,880	5,854	4,484	4,368
Liquors—										
Spirits	Gals. .. 1,484	971	1,005	716	1,260	24,324	17,107	16,059	12,875	11,774
Wines	3,359	3,411	3,631	3,661	12,939	17,574	17,059	12,948	13,572
Other sorts of liquors	3,063
Total, Liquors	Gals. .. 4,552	4,330	4,416	4,347	5,921	37,263	34,681	33,118	25,823	25,346
MACHINERY AND MILLWORK OF ALL KINDS	20,697	37,524	1,26,103	44,871	2,12,778
MANURES—										
Bones meal	Tons .. 61	25	50.5	30	88	6,100	1,700	3,628	2,073	8,027
Fish manures and Guano	40	14	4	44	1,600	558	141	2,972	1,305
Manures O'Kind	70
Total, Manures	Tons .. 101	39	54.5	74	122-13	7,700	2,258	3,769	5,045	9,402
MATS AND MATTING (except COIR AND COAUTHOUC)	Sq. yds. .. 41,160	43,040	12,796	98,730	10,880	6,114	7,395	2,791	11,165	1,562
METALS AND ORES										
Brass, Bronze, and similar amalgams—										
Unwrought	Cwts.	16,110
Wrought	381	345	494 1/2	521	120,82	13,507	..	22,560	12,409
Copper—ores—										
Old for re-manufacture	Cwts.
Wrought (sheets and other manufactures)	368	581	498	386	14,759	27,731	16,239	16,652	14,043
Total, Copper (excluding ore)	Cwts. .. 368	581	498	386	338	14,759	27,731	16,239	16,652	14,043
Iron or steel—manufacture—										
Pigs	Tons	815
Anchor and cables	2.5	4	5	38	805	907	1,236	561	875
Angle, bolt and rod	1	1	4	—12	80,820	345	1,227	206	370
Bars and channel	625	745	617	318	12,360	85,658	6,4120	35,574	34,124
Nails, screws, rivets and washers	39	43	34	29	1,874	14,769	10,699	8,339	5,977
Old, for re-manufacture	22.9	4 = 2	22	33	6,841	374	1,798	2,267	5,336
Pipes and fittings cast	33	8	2.1	11	..	1,322	931	3,474	2,553
Sheets and plates (including galvanized and tinned plates)	50	839	90	11	10,981	1,95,431	18,897	2,362	1,385
Tubes and fittings wrought	—7	260	..	278
Hoops and strips
Other manufactures of iron or steel	181.3	62	83	43.3	24,174	7,829	19,724	5,612	73,619
Total iron or steel (excluding ore)	Tons .. 953-17	1,706 = 2	847.8	449.3	586 = 2	1,38,670	3,06,635	1,18,892	59,195	1,24,527
Lead—										
Pig	Cwts. .. 10	10	23	300	175	160
Other sorts	71	43	391	32	2,200	1,405	6,556	1,443	3,677
Manganese ore	Tons
Tin wrought including plates or steel not being tinned iron Cwts.	100	117	98	48	3,527	5,498	3,865	2,578	3,924
Zinc or spelter, all sorts	109	246	127	87	2,870	6,458	2,355	825	1,496
Metals, unenumerated	14,05	1,801	1,159	590	75,244	88,354	80,563	43,215	66,420
Ores, unenumerated	20	23.6	9,093	12,025	18,227
Total, Metals and ores	Tons .. 1,076-1	1,863 = 5	1,005.7	555.13	1,662 = 5	2,49,452	4,49,763	2,53,673	1,58,493	2,44,873
ICA										
Essential—										
Lemongrass	Cwts. .. 670	250	100	100
Other sorts	Gals. .. 67	3,420	2,278	160	850	754	4,130	1,558	1,290	170
Sandlewood oil	Lbs. .. 240	..	225	16	35
Merol	Gals. .. 24	160	58	190	..	550
Benzine, Benzol, Petrol and other motor spirit	70,816	38,642	70,117	32,980	3,63,628	1,03,819	68,609	95,212	42,597
Kerosene	23,612	342,080	168,873	1,86,433	2,11,681	2,66,538	1,24,252	1,42,846	20,822
Other kind	273,556	27,927	29,298	25,345	28,804	37,400

Total quantities and value of articles exported—contd.

Articles.	Quantity.					Value.				
	1926-27.	1927-28.	1928-29.	1929-30.	1930-31.	1926-27.	1927-28.	1928-29.	1929-30.	1930-31.
Oils—						Rs.	Rs.	Rs.	Rs.	Rs.
Vegetable, non-essential—										
Castor .. Cwt.	101	182	7	72	9	240	..	424
Cocunut .. Cwt.	1,186	2,048	161	812	251	3,481	6,477	5,920	2,335	5,722
Groundnut Oil .. Cwt.	78	50	1,784	88	2,790
Linseed .. Cwt.	15	420	259
Mustard .. Cwt.	874	560	172	22	2,901	400	800	4,550
Niger seeds .. Cwt.	84	241	60	3,095	1,999	1,376	750	1,858
Sesamum (til or jinjili) .. Cwt.	4,140	5,429	880	5,663	659	50
Other sorts .. Cwt.	46,361	60,820	91,511	63,482	78,888	1,61,521	1,95,363	2,76,636	1,63,475	1,39,999
Total, Oils .. Gals.	102	25	109	62	15	190	161	445	489	70
OIL CAKES—										
Linseed, rape and sesamum cake Tons.
Other sorts .. Tons.	16	13	30	15	5	1,586	1,384	3,445	1,907	278
Total, Oil Cakes .. Tons.	16	13	30	15	5	1,586	1,384	3,445	1,907	278
OIL CLOTH AND FLOOR CLOTH Sq. Yds.
PIFUM .. Cwt.
PAINTS AND PAINTERS' MATERIALS—										
Paints and Colour—										
Othersorts .. Value	734	404	571	539	467	62,772	17,865	26,247	13,852	11,790
Painter's Materials .. Value	482	1,360	1,188	646	1,205
Total, Paints and Painter's Materials .. Value	63,254	19,225	27,435	14,498	12,995
PAPER AND PASTERBOARD—										
Printing Paper .. Cwt.
Other kinds of Paper .. Cwt.	10,098	21,504	11,950	10,273	9,263	76,253	93,181	94,851	80,104	60,504
Cardboard of all kinds .. Cwt.	2	1	1	3	..	100	50	80	225	..
Total of Paper .. Cwt.	10,098	21,505	11,951	10,276	9,263	76,353	93,231	94,931	80,329	60,504
PARAFFIN WAX .. Cwt.
PERFUMERY (not being perfumed spirit) .. Value	1,93,751	1,58,256	1,30,338	2,19,733	27,650
PLANT LIVING , including bulbs .. Value	100	325
PRECIOUS STONES AND PEARLS, UNSET .. Value	57,680	1,92,100	1,34,600	1,38,300	8,000
PRINTING AND LITHOGRAPHING MATERIALS (excluding Paper) .. Value
PROVISIONS AND OILMAN'S STORES—										
Biche-de-mer .. Lbs.	90,384	3,36,234	234,864	1,65,984	2,60,064	34,388	1,67,453	1,05,502	99,630	1,11,375
Butter .. Cwt.	39	44	60	42	29	3,884	4,882	5,276	4,558	2,939
Cheese .. Cwt.	29	20	24	22	16	1,775	1,076	1,253	1,377	900
Confectionery .. Cwt.	..	1,761	1,831	1,621	1,210	..	68,044	67,673	57,528	36,255
Ghee .. Cwt.	5,340	5,413	7,701	8,674	7,838	3,02,849	3,08,738	4,75,099	4,47,476	3,41,547
Lard .. Cwt.
Pickles, Chutnies and Condiments .. Cwt.	74	18	109	168	233	2,935	761	2,247	4,417	5,220
Other sorts of provisions .. Cwt.	11,885	18,300	22,985	21,713	18,006	2,53,024	3,47,841	4,17,437	3,83,775	2,72,101
Total, Provisions and Oilman's stores .. Value	5,98,855	8,98,795	10,74,487	9,98,761	7,70,337
RAILWAY PLANT AND ROLLING STOCK—										
Other sorts .. Value	40,000	14,900
ROBBER—										
Raw .. Cwt.
Manufactures .. Value	22,461	53,417	22,875	52,358	37,200
SALT .. Tons	1,95,189	175,134	213,158	2,31,443	1,81,500½	20,93,849	20,62,610	24,07,831	23,67,557	16,99,097
SEEDS ESSENTIAL—										
Ajama .. Tons	3	5	5-1	4	3-3	1,220	1,595	1,798	1,155	951
Ajwan .. Tons	22	18	24-3	16-2	14-3	8,268	6,919	7,556	5,522	4,801
Aniseeds .. Tons	..	1	1	4	1-4	..	305	250	1,606	434
Assalia .. Tons
Caraway .. Tons
Coriander .. Tons	13	8	26	22	19-1	4,265	3,499	10,462	9,785	7,223
Cummin (other than Black) .. Tons	35	41	85	88	71-12	17,752	22,932	48,763	49,345	36,202
.. black .. Tons	7-4	110	2,858
Fennel .. Tons	9-½	13	11	10	5-17	3,857	4,895	3,726	4,290	1,646
Fenugreek .. Tons	1	6	2-4	6-8	—4	440	2,075	1,396	1,895	85
Sawa or Dil .. Tons	—8	1	..	—1	..	200	264	..	8	..
Other sorts .. Tons	—6	130
NON-ESSENTIAL, COPRA OR COCOANUT—										
Kernel .. Tons	22-2	9	11	10	2-3	8,835	3,303	5,034	4,842	750
Castor .. Tons	100	1,805	..
Cotton .. Tons	..	10	—6	14	1-1	980	1,667	32	9,343	101
Groundnuts .. Tons	9	30	33	32-1	21-10	3,486	9,663	11,110	300	5,384
Linseed .. Tons	1	..	58	130	..
Mustard .. Tons	..	1	..	—8½	150	23
Niger seed .. Tons
Poppy .. Tons	—1½	—3	..	40	..	500	60
Tea seeds .. Tons	200	1,13,836	..
Sesamum (til or jinjili) .. Tons	310	278	401	418	583	91,161	85,807	1,31,822	..	1,35,578
Other sorts .. Tons	18-4	12-2	23-2	45-½	17	11,786	8,218	15,822	16,333	9,885
Other than oil seeds .. Tons	6	5	12	7	1-18	1,645	1,623	2,127	1,356	622
Rape .. Tons	—9	142	..
Total, Seeds .. Tons	4,59-5½	438-4	637-6	678-10-½	749-5	1,54,063	1,52,955	2,40,728	2,21,724	206,808

ABSTRACT TABLES.
EXPORTS.

677

Total quantities and value of articles exported—contd.

Articles.	Quantity.					Value.				
	1926-27.	1927-28.	1928-29.	1929-30.	1930-31.	1926-27.	1927-28.	1928-29.	1929-30.	1930-31.
						Rs.	Rs.	Rs.	Rs.	Rs.
SHELLS AND COWRIES—										
Cowries Cwt.	488	353	456	310	96	15,871	13,177	13,775	7,178	2,2
Shells Chanks, Sankhli, large ornamental Shells, Cowries, M. of Pearls and Oyster shells ..	2,114	3,340	3,643	4,213½	1,441	80,874	1,25,008	1,27,987	1,65,218	52,0
Tortoise (including nakhls or nakh) Lbs.	3,416	15,680	7,420	3,696	37,380	13,895	34,125	15,510	7,140	12,1
Total, Shells and Cowries .. Value	100,440	1,72,910	1,57,272	1,79,536	66,4
SOAP Cwt.	9,714	11,028	5,014	5,403	5,854	2,33,944	2,87,729	1,18,367	1,19,735	1,14,4
SPECIMENS, ILLUSTRATIVE OF NATURAL SCIENCE .. Value	1,80,373	1,40,595	3,17,213	2,24,217	1,06,8
SPICES—										
Betelnuts Cwt.	39	45	42-28	43	50	2,301	2,288	1,970	1,710	2,0
Cardamoms "	200	171	213	176	198	32,233	27,588	43,205	29,607	23,3
Chillies "	235	551	703	572	741	4,588	13,349	15,935	12,652	12,5
Cinnamon "	1,276	1,484	2,213	1,891	1,776	30,013	42,757	54,019	44,436	34,3
Cloves "	2,036	2,134	1,492	2,119	1,011	85,465	75,434	60,561	1,21,574	44,9
Ginger "	16,629	16,583	17,491	18,895	18,469	5,71,622	4,75,295	6,14,035	6,94,864	4,96,4
Nutmegs "
Pepper "	3,655	1,960	2,242	2,090	2,542	1,95,779	1,39,461	1,85,811	1,07,997	1,39,2
Other sorts "	10,886	9,398	6,325	2,810	1,711	3,12,003	3,23,863	1,71,355	69,422	35,6
Total, Spices .. Cwt.	34,956	32,928	30,721-28	28,596	26,498	12,43,004	10,99,015	11,46,891	11,12,262	7,88,6
STATIONERY (excluding paper) .. Value	14,226	28,036	27,975	42,017	31,45
STONE AND MARBLE .. Tons	6-5	6	11	7	4	2,730	955	2,344	978	2,42
SUGAR, REFINED .. "	7,369-4	13,361	14,192	9,407	..	18,67,393	30,44,976	29,98,690	17,71,753	..
		49-5	172-4	14,886	11,406	39,180	5,224	..
SUGAR, UNREFINED .. "	50	20-4	..	47,121
CONFECTIONERY .. "	58
Total, Sugar .. "	7,477-4	13,410-5	14,364-4	9,427-4	..	19,29,400	30,56,382	30,37,870	17,76,977	..
SUGAR—										
Sugar below 23 D. S. but not below 16 D. S. Ton.	4,997	7,56,73
Sugar 23 Dutch Standard and above "	3,369	4,23,23
Sugar Molasses including Palmyra and cane Jaggery "	8-5	2,120
Total Sugar	8,374-5	11,82,088
TALLOW AND STEARINE (includ- ing grease and animal fat) .. Cwt.	1,007	919	238	252	293	21,836	19,041	4,603	5,351	5,072
TEA, BLACK .. Lbs.	384,609	433,840	330,666	235,254	209,157	3,33,126	3,81,485	2,83,267	1,92,102	137,57
TEA, GREEN .. "	2,600	2,000	2,800	2,200
Total, Tea .. Lbs.	3,87,409	435,840	..	235,254	209,157	3,35,926	3,83,685	..	1,92,102	1,37,57
TEXTILES—										
Cotton raw Tons	4	71-1	24	18-9	6	2,610	62,280	16,796	13,223	3,478
Cotton waste Cwt.	7	13	36	27	12	270	545	1,402	820	229
TWIST AND YARN—										
Mule and water, Nos. 1 to 10 .. Lbs.	1,259,018	1,525,206	2,605,359	2,664,781	2,875,753	9,63,066	11,38,351	21,14,313	19,09,915	18,42,193
Do. Nos. 11 to 20 .. "	1,169,477	1,374,939	815,938	913,976	820,874	9,77,100	9,76,028	7,16,593	7,28,199	5,31,207
Do. Nos. 21 to 30 .. "	11,700	27,088	7,800	41,160	124,260	10,335	24,680	5,900	34,765	67,150
Do. Nos. 31 to 40 .. "	79,440	71,408	62,442	6,100	25,268	1,33,320	83,698	47,906	6,000	24,220
Do. above No. 40 .. "	257,462	377,446	131,836	186,628	210,012	3,51,413	4,95,065	2,10,259	2,39,645	2,19,010
Orange, red and other colour, Nos. 1 to 20 .. "	86,799	60,837	74,698	54,386	72,564	88,545	66,080	83,362	59,375	53,325
Orange, red and other colour, Nos. 21 to 40 .. "	42,022	61,162	76,170	59,458	24,420	50,470	77,095	97,151	77,644	28,540
Orange, red and other colour, above No. 40 .. "	49,604	2,448	3,600	2,400	3,200	79,740	4,225	7,050	3,335	4,048
UNSPECIFIED DESCRIPTION OF TWIST AND YARN .. "	231,323	133,286	61,933	30,152	60,987	2,02,726	1,15,735	60,032	29,340	46,214
White bleached "	170,770	46,776	51,404	31,040	89,034	1,62,193	40,401	44,275	18,234	92,924
Total, Twist and Yarn .. Lbs.	3,357,615	3,680,596	3,891,180	3,989,981	4,306,352	29,88,908	30,21,378	33,86,841	31,06,452	29,08,831
MANUFACTURES—										
Canvas Yds.	1,723	80	1,542	1,310	1,995	2,249	55	1,281	1,430	1,495
Handkerchiefs and shawls in the piece Nos.	46,087	47,954	37,428	20,516	11,764	22,427	19,829	9,982	7,678	4,435
Hosiery Value	30,303	36,490	41,684	39,006	28,519
PIECE-GOODS, GREY (UNBLEA- CHED)—										
Chadars and Dhuties .. Yds.	82,250	99,700	124,400	28,850	24,850	24,550	26,200	34,115	7,850	5,900
Drills and Jeans .. "	1,194,576	1,048,610	586,490	714,160	517,036	3,56,868	2,94,937	1,57,426	1,78,550	98,455
T. Cloth and Domestic Shirtings "	1,455,334	3,57,010	470,800	567,972	741,950	3,98,085	96,794	1,22,823	1,39,112	1,31,792
Other sorts "	41,844,110	46,667,227	34,843,247	39,881,487	39,929,241	1,14,14,256	1,15,05,675	85,23,329	1,01,53,404	70,46,514
Total, Grey, Unbleached .. Yds.	44,576,270	48,172,547	36,024,937	411,92,269	41,213,077	1,21,93,759	1,19,23,806	88,37,693	1,04,78,916	72,82,661
WHITE, BLEACHED—										
Chadars and Dhuties .. Yds.	343,450	336,880	541,990	267,590	27,500	1,00,675	97,396	1,62,070	81,920	8,800
Drills and Jeans .. "	78,273	205,726	190,503	99,638	82,930	29,578	76,224	62,150	34,644	20,080
T. Cloth and Domestic Shirtings "	3,395,096	4,120,657	2,807,370	2,323,199	2,126,343	12,09,546	15,41,822	9,26,219	7,60,566	5,82,963
Other sorts "	3,555,174	1,989,587	1,954,367	1,264,373	1,293,420	10,08,311	5,23,215	6,05,705	4,14,800	2,88,392
Total, White, Bleached .. Yds.	7,371,993	6,722,850	5,494,220	3,954,790	3,530,193	23,48,110	22,38,657	17,56,144	12,91,930	8,80,235

No. 6—contd.
Total quantities and value of articles exported—contd.

678

Articles.	Quantity.					Value.				
	1926-27.	1927-28.	1928-29.	1929-30.	1930-31.	1926-27.	1927-28.	1928-29.	1929-30.	1930-31.
COLOURED, PRINTED OR DYED—										
Lungis and Saris .. Yds.	471,932	404,483	416,032	351,538	250,145	1,65,330	1,47,927	1,55,675	1,24,888	70,145
Drills and Jeans .. "	46,763	123,435	77,600	27,920	211,308	16,720	37,257	21,860	7,440	38,932
Other sorts .. "	7,300,457	9,077,862	8,096,190	7,768,925	8,639,421	28,53,872	33,85,099	32,49,412	30,18,550	27,06,043
Total, Coloured, Printed or Dyed Yds.	7,819,152	9,605,780	8,589,822	8,148,383	9,100,874	30,35,722	35,70,283	34,26,947	31,50,878	28,14,120
Total, Piece-goods .. Yds.	50,767,415	64,501,177	50,108,979	53,295,442	53,844,144	17,57,759	1,77,32,746	1,40,20,784	1,49,21,724	1,09,77,016
THREAD, SEWING .. Lbs.	16,513	17,191	21,431	22,520	15,362	17,822	14,889	19,522	23,261	14,421
Other sorts of manufactures .. "	54,940	63,662	93,962	49,134	34,774	53,899	63,766	66,320	41,996	23,140
Total, Cotton Manufactures (including twist and yarn) .. Value	2,06,92,189	2,08,89,163	1,75,46,414	1,81,41,547	1,39,57,857
Total, Cotton, Raw and Manufactures .. Value	2,06,95,069	2,09,51,978	1,75,64,612	1,81,55,590	1,39,61,564
FLAX—										
Raw .. Cwt.
Manufactures—										
Bags and sacks .. Lbs.
Other sorts .. "	9,772	1,608	5,404	1,088	12,294	4,657	1,026	3,615	1,560	6,865
Total, Flax Manufactures (including twist and yarn) .. Lbs.	9,772	1,608	5,404	1,088	12,294	4,657	1,026	3,615	1,560	6,865
Total, Flax, Raw and Manufactures .. Value	9,772	1,608	5,404	1,088	12,294	4,657	1,026	3,615	1,660	6,865
HABERDASHERY AND MILLINERY Value	29,397	59,966	78,739	28,806	18,394
HEMP—										
Raw .. Cwt.
Manufactures (excluding Cordage) .. "
Total, Hemp, Raw and Manufactures .. Value	28,806	..
JUTE—										
Raw .. Tons	6	10	15.6	14.2	10	1,731	2,751	3,422	3,513	1,827
Manufactures—										
Gunny Bags .. Tons	667	545	710	684	232
Gunny Cloth .. Nos.	498,060	408,140	529,900	510,362	1,73,259	2,50,610	2,01,047	2,58,334	2,06,323	72,484
Jute canvas .. Cwt.
Hessian Gunny Cloth .. Yds.
Do. Rope and Twine .. Cwt.	17,500	13,244	30,500	13,793	30,539	8,500	4,257	11,137	5,745	6,514
Do. Other kinds .. Cwt.	552	646	548	562	580	23,004	28,939	21,403	17,219	16,284
Do. Other kinds .. "	63	64	71	46	64	307	365	336	330	653
Total, Jute, Manufacture (including Twist and Yarn) .. Value	2,82,521	2,35,508	2,91,210	2,29,617	95,935
Total, value of Jute, Raw and Manufactures .. Value	2,84,252	2,38,259	2,94,632	2,33,130	97,762
SILK—										
MULBERRY SILK (excluding TASAR AND OTHER WILD SILKS)—										
Raw .. Lbs.	1,453	4,020	4,129	7,170	13,252	11,430	9,178	16,000	56,600	66,100
Chasam or waste .. "
Manufactures—										
Goods of silk mixed with other materials .. Yds.	..	2,160	41,329	44,137	79,909	..	3,445	24,987	24,744	39,944
Silk Piece-goods .. "	30,543	31,159	56,090	45,059	35,910	36,595	44,945	69,455	53,237	36,062
Thread for sewing .. Lbs.	6,912	30,237	6,214	400	1,604	54,075	1,08,430	27,345	1,000	2,108
Other sorts .. "	66	1,879	4,013	4,734	518	482	9,022	12,585	7,050	1,100
Total, Silk Manufactures .. Value	91,152	1,65,842	1,34,372	86,031	79,214
Total value of Silk, Raw and Manufactures .. Value	1,02,582	1,75,020	1,50,372	1,42,631	1,45,314
WOOL—										
Raw .. Lbs.	2,464	1,372	74	2,431	..	900	700	4,850	4,450	..
Manufactures—										
Braids .. Lbs.
Carpets and rugs .. "
Piece-goods .. Yds.	12,139	19,582	15,101	15,436	19,275	30,729	58,240	42,778	56,991	44,323
Shawls .. Nos.	100	1,000	2,332	..	294	300	2,268	3,528	..	1,170
Other sorts .. Lbs.	3,656	8,170	6,716	3,989	7,464	3,759	15,322	7,897	8,876	5,564
Total, Woollen Manufactures Value	34,788	75,830	54,203	65,867	51,057
Total, Wool, Raw and Woollens Value	35,688	76,530	59,053	70,317	51,057
Total, Textile, Raw Materials .. Value	16,941	75,454	42,470	78,606	71,634
Total, Yarns and Textile Fabrics Value	2,11,34,704	2,14,27,325	1,81,08,553	1,85,53,430	1,42,00,822
Total, Textile, Raw and Manufactures .. Value	2,11,51,645	2,15,02,779	1,81,51,023	1,86,32,096	1,42,80,956

ABSTRACT TABLES.
EXPORTS.

60

No. 8—contd.

679

Total quantities and value of articles exported—concl'd.

Articles.	Quantity.					Value.				
	1926-27.	1927-28.	1928-29.	1929-30.	1930-31.	1926-27.	1927-28.	1928-29.	1929-30.	1930-31.
						Rs.	Rs.	Rs.	Rs.	Rs.
TOBACCO—										
Unmanufactured .. Lbs.	5,996,298	7,336,673	8,915,928	79,71,400	6,970,784	19,44,362	23,47,611	27,33,503	22,91,180	15,83,466
Manufactured—										
Cigars	731	541	830	324	—638	1,267	1,059	1,042	488	904
Cigarettes	80,532	68,909	112,506	1,26,973	167,138	1,67,274	1,23,689	1,62,925	1,70,412	1,74,738
Other sorts	318,551	348,768	493,982	3,97,076	301,059	3,66,385	4,44,341	4,39,704	4,54,484	3,16,951
Total, Tobacco .. Lbs.	6,396,112	7,754,890	9,523,246	8,495,773	7,439,619	24,69,268	29,16,700	33,37,174	29,19,564	20,76,057
TOYS AND REQUISITES FOR GAMES AND SPORTS, including FISHING TACKLES (OTHER THAN FIRE-ARMS) .. Value						6,509	4,466	5,080	7,711	17,577
UMBRELLAS INCLUDING PARASOLS AND SUNSHADES .. Nos.	1,748	4,184	761	3,382	6,728	3,075	7,516	11,721	5,044	8,196
VEHICLE (excluding LOCOMOTIVE CARS, ETC.)—										
CARRIAGES AND CARTS .. Nos.	148	190	172	123	124	1,48,447	2,30,034	2,41,604	1,73,261	1,25,151
PART OF CARRIAGES AND CARTS Value						29,855	55,006	47,720	64,118	59,739
Ships and Parts of						23,317	13,759	6,462	10,820	33,400
Total, Carriages .. Value						2,01,619	2,98,799	295,786	2,48,199	2,18,290
WAX OF ALL KINDS other than PARAFFIN WAX (excluding CANDLES) .. Cwt.	1,061	623	858	618	633	83,748	63,765	75,673	53,407	31,655
WOOD AND TIMBER—										
Timber other than railway sleepers—										
Teakwood Tons	687	1,034	791	1,257	1,014	51,292	80,062	52,406	94,886	66,057
Other Timber	7		22	18	30	90		339	355	530
Firewood										
Ornamented wood—										
Ebony Value										
Sandal Tons	9-9	13	15-6	10-7	10-16	4,642	5,638	5,958	4,510	3,807
Other kinds Value										
Manufactures of wood other than Furniture and cabinet ware						33,261	46,676	53,192	33,511	23,335
Total, Wood and Timber .. Value						89,285	1,32,376	1,11,895	1,33,262	93,729
ARTICLES EXPORTED BY POST .. Value						2,77,230	2,78,480	2,58,933	2,12,644	2,92,419
ALL OTHER ARTICLES OF MERCHANDISE—										
Unmanufactured .. Value						1,15,137	1,60,571	1,61,572	1,53,624	1,11,811
Manufactured						1,05,658	95,292	1,04,619	87,803	81,071
Merchandise, Grand Total (exclusive of Government Stores) Value						5,62,18,261	6,37,76,273	6,18,82,012	5,14,69,594	3,70,58,784
TREASURE—										
Gold Value						23,77,230	26,85,930	18,16,935	15,54,960	10,59,075
Silver						78,50,936	1,09,13,504	42,52,066	43,30,253	34,45,960
Currency Notes						2,40,900	1,93,600	1,32,300	2,24,700	1,69,800
Total value of private Treasure Value						1,04,69,066	1,37,92,934	62,01,301	66,09,913	46,74,835
Grand Total, Private Merchandise and Treasure .. Value						6,66,87,327	7,75,69,207	6,80,83,313	5,80,79,507	4,17,33,619

GENERAL IMPORTS IN THE YEARS 1926-27 TO 1930-31.
Total quantities and value of articles imported.

Articles, and countries of consignment.	Quantities					Value.				
	1926-27.	1927-28.	1928-29.	1929-30.	1930-31.	1926-27.	1927-28.	1928-29.	1929-30.	1930-31.
						Rs.	Rs.	Rs.	Rs.	Rs.
ANIMALS, LIVING—										
Horses (a) (IV)—										
Other British Possessions .. No.	1	1	2	100	200	100
TOTAL, BRITISH EMPIRE .. No.	1	1	2	100	200	100
Egypt .. No.	10	30,000
Arabian Gulf Ports .. No.
Other Foreign Countries .. No.	3	2	3	1	..	430	400	450	180	..
Djibouti .. No.
TOTAL, FOREIGN COUNTRIES .. No.	3	2	3	1	10	430	400	450	180	30,000
TOTAL, BRITISH EMPIRE AND FOREIGN COUNTRIES .. No.	4	3	5	1	10	530	600	550	180	30,000
Other Kinds (b) (IV)—										
Somaland .. No.	117,744	88,451	65,359	52,277	64,097	12,11,081	9,36,125	7,18,305	5,39,274	6,50,408
Other British Possessions .. No.	5	115	1	7	8	165	1,219	180	240	185
Perim .. No.	136	..	194	196	192	1,154	..	1,812	1,984	1,711
United Kingdom .. No.
TOTAL, BRITISH EMPIRE .. No.	117,884	88,566	65,557	52,480	64,297	12,12,400	9,37,344	7,20,247	5,41,498	6,52,302
Independent Somal Ports .. No.	4,252	1,959	1,057	1,108	1,672	53,586	19,679	11,091	11,265	18,648
Djibouti and Obokh .. No.	4,941	1,878	988	575	448	45,219	19,492	10,278	8,948	5,024
Djeddah .. No.
Other Foreign Countries .. No.	816	97	832	614	721	1,601	971	2,062	2,890	1,076
Mokha .. No.	15,310	15,683	14,053	14,561	17,450	6,937	7,831	9,798	9,475	11,288
Kamaran .. No.	290	2,285
Arabian Gulf Ports .. No.	..	532	1,037
Hodeidah .. No.
Lohia .. No.	204	1,356
TOTAL, FOREIGN COUNTRIES .. No.	25,523	20,144	16,955	16,858	20,581	1,08,699	49,010	33,224	32,579	38,316
TOTAL, BRITISH EMPIRE AND FOREIGN COUNTRIES .. No.	143,407	108,710	82,512	69,338	84,878	13,21,099	9,86,354	7,53,471	5,74,077	6,90,618
TOTAL OF ANIMALS LIVING .. No.	143,411	108,713	82,517	69,339	84,888	13,21,629	9,86,954	7,54,021	5,74,227	7,20,618
APPAREL (excluding HOSIERY AND BOOTS AND SHOES)—										
Apparel INCLUDING drapery, uniforms, accoutrements (III A)—										
Hong Kong .. Value	1,870	3,259	12,984
Tanganyika Territory .. Value	1,400	..
Egypt .. Value	19,315	33,725	26,207	21,822	26,039
United Kingdom .. Value	2,255	1,775	..	1,455	2,680
Somaland .. Value	3,305	11,350	1,618
Straits Settlements .. Value	19,443	12,918	3,738	4,871	3,707
India—Bombay .. Value	1,462	..	13,687	4,600	..
India—Calcutta .. Value	1,410	2,599	1,885	2,265	1,809
Other British Possessions .. Value	2,710	3,665	1,088
Karachi .. Value	1,500	4,100	1,500	..	1,000
Kenya Colony .. Value	1,854	3,521
Mesopotamia .. Value
TOTAL, BRITISH EMPIRE .. Value	51,500	71,986	55,056	39,672	48,219
Trieste .. Value	2,197
Egypt .. Value	4,950	8,130
Asiatic Turkey Larent Black Sea, .. Value	1,000
China .. Value	1,330	5,945
Gaizan .. Value
Austria .. Value	1,190	..	3,590	..	1,100
France .. Value	10,165	14,330	17,751	6,298	9,547
Germany .. Value
Java .. Value	1,440	2,430	..
Italy .. Value	3,418	1,820	..	4,409	8,497
Japan .. Value	1,079	..
United States of America .. Value	1,975
Djibouti .. Value
Hodeidah .. Value
Muskat .. Value
Mossawah .. Value	1,000	..
Asiatic Turkey Persian Gulf .. Value
Other Foreign Countries .. Value	1,702	2,728	..	2,854	3,663
Mokha .. Value	2,318
Mozambique .. Value	2,500
Tripoli .. Value
TOTAL, FOREIGN COUNTRIES Value	16,475	31,500	33,229	19,398	28,752
TOTAL, BRITISH EMPIRE AND FOREIGN COUNTRIES .. Value	67,975	1,03,486	88,285	59,070	76,971
Gold and Silverthread (III A)—										
Egypt .. Value	5,000
United Kingdom .. Value
Other British Possessions .. Value	510	100	300
Bombay .. Value	2,235
TOTAL, BRITISH EMPIRE .. Value	7,745	100	300
Austria .. Value	2,800	2,958
Germany .. Value	2,637	2,623
Other Foreign Countries .. Value	300	..	800	400	..
Trieste .. Value	9,700	1,300	1,900	1,800
TOTAL, FOREIGN COUNTRIES .. Value	5,737	12,323	1,600	2,300	4,758
TOTAL, BRITISH EMPIRE AND FOREIGN COUNTRIES Value	13,482	12,323	1,600	2,400	5,058

N.B.—(a) Mesopotamia shown from 1927-28.
(b) Egypt transferred to Foreign Countries from 1927-28.
(c) Tanganyika Territory shown from 1927-28.

GENERAL IMPORTS.

No. 7—contd.

Total quantities and value of articles imported—contd.

Articles, and countries of consignment.	Quantities.					Value.				
	1926-27.	1927-28.	1928-29.	1929-30.	1930-31.	1926-27.	1927-28.	1928-29.	1929-30.	1930.
						Rs.	Rs.	Rs.	Rs.	
APPAREL (excluding HOSIERY AND BOOTS AND SHOES)—contd.										
<i>Apparel INCLUDING drapery, uniforms, accoutrements (III A)—contd.</i>										
<i>Laurels (III A)—</i>										
Egypt Lbs.	1,259	..	2,799	..	448	1,115	..	3,950	..	1,
United Kingdom
India—Bombay	412	504	724	336	392	450	950	1,000	780	..
Other British Possessions
TOTAL, BRITISH EMPIRE .. Lbs.	1,671	504	3,523	336	840	1,565	950	4,950	780	1,
Trieste Lbs.	..	616	163	..	1,288	..	1,450	1,400	..	2,
Belgium
Germany	1,148	1,456	2,585	2,468	2,472	4,732	2,600	5,855	5,628	5,
Other Foreign Countries	644	..	336	200	..	420	..
France	1,350
Austria	392	1,000	1,775
Egypt	896	1,232
TOTAL, FOREIGN COUNTRIES Lbs.	1,540	3,612	3,980	2,804	3,760	6,082	5,250	9,080	6,048	7,
TOTAL, BRITISH EMPIRE AND FOREIGN COUNTRIES .. Lbs.	3,211	4,116	7,503	3,140	4,600	7,647	6,200	13,980	6,828	9,5
<i>Hats, caps, bonnets and hatter's wares (III A)—</i>										
Egypt Value	3,260
Straits Settlements	2,981	1,455	1,051	..	2,61
United Kingdom	3,372	6,015	11,359	8,331	4,71
India—Bombay	1,642	3,167	1,225	1,213	1,91
India—Calcutta	340	12	1,851	..
Other British Possessions
TOTAL, BRITISH EMPIRE .. Value	11,265	10,977	13,647	21,425	9,42
Egypt Value	5,599	2,674	4,100	..
France	1,425	2,650	1,214	1,100	..
Italy	5,297
Austria	1,745	888	..	306	1,94
Other Foreign Countries	2,100
Moosewah	9,541	6,489	3,645	9,18
Trieste
TOTAL, FOREIGN COUNTRIES Value	8,467	18,678	12,477	9,151	11,13
TOTAL, BRITISH EMPIRE AND FOREIGN COUNTRIES .. Value	19,732	29,655	26,124	20,576	20,561
<i>Second-hand clothing (III A)—</i>										
United Kingdom Value	2,335	32,475	64,148	33,522	14,501
Other British Possessions	115	250	235	..
Bombay	12,075	12,125	11,300	1,926	..
Karachi	1,250	2,250
TOTAL, BRITISH EMPIRE	15,660	46,965	76,698	36,683	14,563
France Value	1,075
Other Foreign Countries	755	640	200	400	20
United States of America	14,588	13,310	6,282
TOTAL, FOREIGN COUNTRIES Value	755	640	15,863	13,710	6,302
TOTAL, BRITISH EMPIRE AND FOREIGN COUNTRIES .. Value	16,415	47,605	91,561	49,993	20,865
<i>Water-proofed clothing (III)—</i>										
Other British Possessions .. Value
TOTAL, BRITISH EMPIRE .. Value
TOTAL OF APPAREL	1,25,191	1,99,269	2,21,550	1,88,267	1,32,989
ARMS, AMMUNITION AND MILITARY STORES—										
<i>Cartridge cases, filled (a) (III B)—</i>										
Bombay Nos.	9,100	1,570
United Kingdom	3,268,000	..	10,136	27,770	18,750	1,26,506	..	1,094	2,969	1,592
Other British Possessions	1,060	5,235	290	50	500	85	837	48	10	500
TOTAL, BRITISH EMPIRE .. Nos.	3,268,100	5,235	10,336	27,820	19,250	1,28,161	837	1,142	2,979	2,093
Other Foreign Countries .. Nos.	..	9,500	5,110	200	3,100	..	1,081	790	20	445
Djibouti
TOTAL, FOREIGN COUNTRIES Nos.	..	9,500	5,110	200	3,100	..	1,081	790	20	445
TOTAL, BRITISH EMPIRE AND FOREIGN COUNTRIES .. Nos.	3,268,100	14,735	15,445	28,020	22,350	1,28,161	1,868	1,932	2,999	2,537
<i>Empty (b) (III B)—</i>										
Other British Possessions .. Nos.	470	50
TOTAL, BRITISH EMPIRE .. Nos.	470	50
Other Foreign Countries .. Nos.	12,600	420
TOTAL, FOREIGN COUNTRIES Nos.	12,600	420
TOTAL, BRITISH EMPIRE AND FOREIGN COUNTRIES .. Nos.	12,600	470	420	50

GENERAL IMPORTS.

SEA-BORNE TRADE.

No. 7—contd.
Total quantities and value of articles imported—contd.

Articles, and countries of consignment.	Quantities.					Value.				
	1926-27.	1927-28.	1928-29.	1929-30.	1930-31.	1926-27.	1927-28.	1928-29.	1929-30.	1930-31.
ARMS, AMMUNITION AND MILITARY STORES—contd.										
EXPLOSIVES—										
(b) <i>Blasting fuse—</i>										
United Kingdom .. Lbs.	..	336	3,272	Rs.	Rs.	Rs.	Rs.	Rs.
Other British Possessions .. & No. of coll.	..	1,700	468	..	1,135	..	260	1,900	..	405
TOTAL, BRITISH EMPIRE .. Lbs.	..	336	3,272	..	1,135	..	260	1,900	..	405
<i>Blasting gelatine—</i>										
United Kingdom	1,000	1,240
TOTAL, BRITISH EMPIRE .. lbs.	..	1,000	1,240
<i>Dynamite (c) (III B)—</i>										
Other British Possessions .. Lbs.	..	750	..	968	675	..	844	..
TOTAL, BRITISH EMPIRE .. Lbs.	..	750	..	968	675	..	844	..
TOTAL, BRITISH EMPIRE AND FOREIGN COUNTRIES .. Lbs.	..	750	..	968	675	..	844	..
<i>Other Nitro Compound Explosives (E) (III B)—</i>										
Other British Possessions .. Lbs.	1,120	950
TOTAL, BRITISH EMPIRE	1,120	950
DETONATORS (d) (III B)—										
Other British Possessions .. No.	..	403	265
TOTAL, BRITISH EMPIRE .. No.	..	403	265
<i>Others—</i>										
United Kingdom Lbs.	3,000	3,100	1,842	1,364
TOTAL, BRITISH EMPIRE .. Lbs.	3,000	3,100	1,842	1,364
<i>Fire-arms—</i>										
Other British Possessions .. No.	..	6	12	1	4	..	1,317	1,130	75	451
United Kingdom	15	13	1,692	1,591
TOTAL, BRITISH EMPIRE	6	12	16	17	..	1,317	1,130	1,767	2,051
Other Foreign Countries	3	8	..	11	..	465	430	..	354
TOTAL, FOREIGN COUNTRIES	3	8	..	11	..	465	430	..	354
TOTAL, BRITISH EMPIRE AND FOREIGN COUNTRIES .. No.	..	9	20	16	28	..	1,782	1,560	1,767	2,405
<i>Fire-arms and parts thereof (III B)—</i>										
Egypt Value
United Kingdom	3,246
Bombay	1,006
Other British Possessions	80	856	284
TOTAL, BRITISH EMPIRE .. Value	4,332	856	284
<i>A, Gulf Ports</i> .. Value
Other Foreign Countries .. Value	132
TOTAL, FOREIGN COUNTRIES Value	132
TOTAL, BRITISH EMPIRE AND FOREIGN COUNTRIES .. Value	4,332	988	284
<i>Other sorts (III B)—</i>										
United Kingdom .. Value
Other British Possessions	650	30	311	180	..
Bombay
TOTAL, BRITISH EMPIRE .. Value	650	30	311	180	..
<i>Arabian Gulf Ports</i> .. Value
Other Foreign Countries
TOTAL, FOREIGN COUNTRIES Value
TOTAL, BRITISH EMPIRE AND FOREIGN COUNTRIES Value	650	30	311	180	..
TOTAL OF ARMS, AMMUNITIONS, ETC. .. Value	1,33,563	7,108	6,653	7,632	7,03
ASBESTOS PACKING—										
United Kingdom .. Value	2,958	..	3,011	1,99
Other British Possessions	736	50	885	10	..
TOTAL, BRITISH EMPIRE .. Value	736	3,008	885	3,021	1,99
Other Foreign Countries .. Value	56
TOTAL, FOREIGN COUNTRIES	56
TOTAL, BRITISH EMPIRE AND FOREIGN COUNTRIES .. Value	736	3,008	885	3,021	2,56
(b) <i>Other manufactures—</i>										
United Kingdom .. Value	5,007	..	2,559	..	2,15
Other British Possessions	186	853	20	954	53
TOTAL, BRITISH EMPIRE .. Value	5,143	853	2,579	954	2,68
<i>Trieste</i>	1,450	1,00
Other Foreign Countries
TOTAL, FOREIGN COUNTRIES Value	1,502	1,450	1,00
TOTAL, BRITISH EMPIRE AND FOREIGN COUNTRIES .. Value	5,143	853	4,079	2,404	3,68
ART. WORKS OF OTHER THAN PICTURES (III V)—										
United Kingdom .. Value	55	293	150	356
Other British Possessions
Karachi
TOTAL, BRITISH EMPIRE .. Value	55	293	150	356
Belgium
Italy	450
Other Foreign Countries
TOTAL, FOREIGN COUNTRIES Value	450
TOTAL, BRITISH EMPIRE AND FOREIGN COUNTRIES .. Value	505	293	150	356

No. 7—contd.

Total quantities and value of articles imported—contd.

Articles, and countries of consignment.	Quantities.					Value.				
	1926-27.	1927-28.	1928-29.	1929-30.	1930-31.	1926-27.	1927-28.	1928-29.	1929-30.	1930-31.
						Rs.	Rs.	Rs.	Rs.	Rs.
BASKET AND BASKET WARE (III-V)—										
Bombay—India .. Value	500	3,046 115	1,719	439	..
Other British Possessions
TOTAL, BRITISH EMPIRE .. Value	500	3,161	1,719	439	..
Hodeidah .. Value	3,651	4,749	2,666	1,952	..
Arabian Gulf Ports	1,275	1,439	1,321	..
Mokha	1,391	1,875	547	931	..
Other Foreign Countries
Italy
TOTAL, FOREIGN COUNTRIES Value	5,042	7,899	4,652	4,204	..
TOTAL, BRITISH EMPIRE AND FOREIGN COUNTRIES .. Value	5,542	11,060	6,371	4,643	..
BEARING FOR MACHINERY—										
<i>Of Leather (a) (III J)—</i>										
Egypt .. Value	1,945	..	2,927	5,574	1
United Kingdom	1,165	1,519	..
Bombay	40	1,427	300	400	..
Other British Possessions
TOTAL, BRITISH EMPIRE .. Value	3,150	1,427	3,227	7,493	1
Italy .. Value
Other Foreign Countries
TOTAL, FOREIGN COUNTRIES Value
TOTAL, BRITISH EMPIRE AND FOREIGN COUNTRIES .. Value	3,150	1,427	3,227	7,493	1
<i>Of Cotton (b) (III J)—</i>										
Bombay .. Value	570	250	500	1,036	..
Other British Possessions	1,407
United Kingdom
TOTAL, BRITISH EMPIRE .. Value	570	1,657	500	1,036	1
Other Foreign Countries .. Value
TOTAL, FOREIGN COUNTRIES .. Value
TOTAL, BRITISH EMPIRE AND FOREIGN COUNTRIES .. Value	570	1,657	500	1,036	1
<i>Of other materials (c) (III J)—</i>										
United Kingdom .. Value	1,742	1,364	1,91
Bombay	1,035	1,363	1,590
Other British Possessions	982
TOTAL, BRITISH EMPIRE .. Value	2,777	2,727	2,572	..	1,91
Other Foreign Countries .. Value
Italy
TOTAL, FOREIGN COUNTRIES Value
TOTAL, BRITISH EMPIRE AND FOREIGN COUNTRIES .. Value	2,777	2,727	2,572	..	1,91
BOOKS, PRINTED, AND PRINTED MATTER (not being STATIONERY), including MAPS AND CHARTS (III V) —										
Kenya Colony .. Cwt.	..	128	7,900
Karachi	6	1,700
Egypt ..	177	12,885
United Kingdom ..	87	84	83	113	106	11,780	7,824	5,227	9,288	6,568
India—Bombay ..	87	99	65	44	38	9,412	9,534	6,302	4,390	4,573
India—Calcutta ..	7	4,030
Straits Settlements
Other British Possessions ..	18	18	23	25	22	1,272	1,340	1,040	1,600	987
TOTAL, BRITISH EMPIRE .. Cwt.	376	329	167	182	166	39,379	27,493	14,269	16,278	12,128
Trieste .. Cwt.	..	14	18	20	1,298	2,165	1,938	..
Austria
Italy ..	14	1,755
Hodeidah	28	1,000
Other Foreign Countries ..	63	52	65	80	99	3,316	3,348	3,143	3,162	4,525
United States of America ..	19	27	2,146	1,879
Egypt	174	168	150	112	..	12,928	14,028	3,585	6,708
Germany	28	1,917	..
Arabian Gulf Ports	31	1,066	..
TOTAL, FOREIGN COUNTRIES .. Cwt.	96	267	274	309	211	7,217	18,953	20,336	16,663	11,233
TOTAL, BRITISH EMPIRE AND FOREIGN COUNTRIES .. Cwt.	472	596	441	491	377	46,596	46,451	34,605	31,941	23,361
BOOTS AND SHOES—										
<i>Of leather (a) (III A)—</i>										
Straits Settlements .. Pairs	241	540	1,195	1,700
Somaliand
United Kingdom ..	804	762	967	1,608	1,823	4,509	5,004	5,852	7,967	6,908
India—Bombay ..	5,441	5,026	5,339	7,483	15,852	4,785	6,838	13,370	16,200	27,016
India—Calcutta ..	7,028	6,914	4,294	5,122	7,966	12,535	11,278	10,084	11,645	15,813
Other British Possessions ..	578	205	182	..	84	1,008	800	400	..	96
Orylon
TOTAL, BRITISH EMPIRE .. Pairs	13,851	12,907	10,832	14,454	26,265	22,782	23,915	30,206	37,007	51,533
Italy .. Pairs	240	1,200
Spain
Other Foreign Countries ..	458	591	467	1,301	1,208	1,124	1,405	610	1,755	1,096
United States of America
Trieste	246	1,140
France
Austria
Asiatic Turkey Levant and Black Sea	80
TOTAL, FOREIGN COUNTRIES Pairs	458	671	467	1,301	1,694	1,124	2,785	610	1,755	3,436
TOTAL, BRITISH EMPIRE AND FOREIGN COUNTRIES .. Pairs	14,309	13,578	1,299	15,755	27,959	23,906	26,700	30,816	38,762	54,969

No. 7—contd.

Total quantities and value of articles imported—contd.

Articles, and countries of consignment.	Quantities.					Value.				
	1926-27.	1927-28.	1928-29.	1929-30.	1930-31.	1926-27.	1927-28.	1928-29.	1929-30.	1930-31.
BOOTS AND SHOES—contd.										
<i>Canvas with rubber soles (b) (III A)—</i>						Rs.	Rs.	Rs.	Rs.	Rs.
United Kingdom .. Pairs	700	936	590	2,865	3,135	1,108
Bombay .. " "	320	1,000
Other British Possessions .. " "	100	77	516	100	135	755
TOTAL, BRITISH EMPIRE .. Pairs	1,120	1,013	1,106	3,965	3,270	1,863
United States of America .. Pairs	646	528
Other Foreign Countries .. " "	468	636	581	2,338	1,290	923
Japan .. " "	22,934	1,040	903	23,607
TOTAL, FOREIGN COUNTRIES .. Pairs	1,114	1,164	23,515	3,378	2,198	24,530
TOTAL, BRITISH EMPIRE AND FOREIGN COUNTRIES .. Pairs	2,234	2,177	24,621	7,343	5,463	26,393
<i>Of other materials (b) (III A)—</i>										
Calcutta .. Pairs	2,063	2,287
Egypt .. " "	335	1,555
United Kingdom .. " "	2,276	4,668	2,524	2,576	..	7,977	12,341
India—Bombay .. " "	1,218	1,679	905	..	1,427	1,846	4,298	3,785	3,578	1,865
Other British Possessions .. " "	160	574	217	618	812	435	1,016	2,650	..	1,069
Ceylon .. " "	410	943	..
TOTAL, BRITISH EMPIRE .. Pairs	6,552	6,916	3,646	3,194	2,239	14,099	17,650	6,845	4,521	2,934
Austria .. Pairs	740	2,290
France .. " "
Other Foreign Countries .. " "	452	1,553	296	1,229	654	1,034	3,051	807	1,090	872
United States of America .. " "	..	1,176	..	318	2,349	..	1,130	..
Italy .. " "	510	1,820
Egypt .. " "	..	862	1,460	..	1,020	..
Japan .. " "	1,342	3,975	3,035
TOTAL, FOREIGN COUNTRIES .. Pairs	1,702	3,591	296	2,889	4,629	5,144	6,860	807	3,240	3,907
TOTAL, BRITISH EMPIRE AND FOREIGN COUNTRIES .. Pairs	8,254	10,507	3,942	6,083	6,868	19,243	24,510	7,652	7,761	6,841
BRISTLES AND FIBRE FOR BRUSHES AND BROOMS—										
BRISTLES—										
Other Foreign Countries .. Cwt.
TOTAL, FOREIGN COUNTRIES Cwt.
TOTAL, BRITISH EMPIRE AND FOREIGN COUNTRIES .. Cwt.
BRISTLES—										
Other British Possessions .. Cwt.
TOTAL, BRITISH EMPIRE .. Cwt.
BRUSHES AND BROOMS—										
BRUSHES—										
<i>Paint and Varnish brushes (III-V)—</i>										
United Kingdom .. Doz.	54	157	164	80	68	1,055	1,226	1,040	538	478
Other British Possessions .. " "	15	150
TOTAL, BRITISH EMPIRE .. Doz.	69	157	164	80	68	1,205	1,226	1,040	538	478
Other Foreign Countries .. Doz.	..	51	117	15	210	380	200	..
TOTAL, FOREIGN COUNTRIES .. Doz.	..	51	117	15	210	380	200	..
TOTAL, BRITISH EMPIRE AND FOREIGN COUNTRIES .. Doz.	69	208	281	95	68	1,205	1,436	1,420	738	478
<i>Toilet brushes (III-V)—</i>										
Other British Possessions .. Doz.	61	..	10	5	154	531	1,492	72	49	271
United Kingdom .. " "	..	99
TOTAL, BRITISH EMPIRE .. Doz.	61	99	10	5	154	531	1,492	72	49	271
Other Foreign Countries .. Doz.	170	40	18	498	150	200
TOTAL, FOREIGN COUNTRIES .. Doz.	170	40	18	498	150	200
TOTAL, BRITISH EMPIRE AND FOREIGN COUNTRIES .. Doz.	231	139	10	5	172	1,029	1,642	72	49	471
<i>Other brushes (III-V)—</i>										
United Kingdom .. Doz.	157	172	203	181	237	1,963	2,393	3,117	1,783	1,942
Other British Possessions .. " "	55	..	61	2,497	58	180	..	158	739	143
TOTAL, BRITISH EMPIRE .. Doz.	212	172	264	2,678	290	2,143	2,393	3,275	2,522	2,085
Other Foreign Countries .. Doz.	152	150	70	60	293	970	992	523	140	655
TOTAL, FOREIGN COUNTRIES .. Doz.	152	150	70	60	293	970	992	523	140	655
TOTAL, BRITISH EMPIRE AND FOREIGN COUNTRIES .. Doz.	364	322	334	2,738	583	3,113	3,385	3,798	2,662	2,740
BROOMS (III-V)—										
Other British Possessions .. Doz.	59	18	47	32	67	395	208	590	161	614
Bombay .. " "	442	465	398	593	593	1,305	1,348	1,222	1,733	1,186
TOTAL, BRITISH EMPIRE .. Doz.	501	483	445	625	660	1,700	1,556	1,812	1,894	1,800
Other Foreign Countries .. Doz.	18	16	75	35	6	150	60	277	140	90
TOTAL, FOREIGN COUNTRIES .. Doz.	18	16	75	35	6	150	60	277	140	90
TOTAL, BRITISH EMPIRE AND FOREIGN COUNTRIES .. Doz.	514	499	520	660	666	1,850	1,616	2,089	2,034	1,890
TOTAL OF BRUSHES AND BROOMS .. Doz.	1,178	1,168	1,145	3,498	1,489	7,197	8,079	7,379	5,483	5,579
BUILDING AND ENGINEERING MATERIALS, other than OF IRON, STEEL OR WOOD—										
<i>Bricks, other than firebricks (a) (III-V)—</i>										
United Kingdom .. Nos.	700	180	18,200	480	..	185	90	722
Other British Possessions .. " "	3,208
Egypt .. " "
TOTAL, BRITISH EMPIRE .. Nos.	3,208	..	700	180	18,200	480	..	185	90	722
Other Foreign Countries .. " "	3,250	..	5,246	390	..	1,160
TOTAL, FOREIGN COUNTRIES .. " "	3,250	..	5,246	390	..	1,160
TOTAL, BRITISH EMPIRE AND FOREIGN COUNTRIES .. " "	3,950	180	23,446	575	90	1,882

No. 7—contd.

Total quantities and value of articles imported—contd.

Articles and countries of consignment.	Quantities.					Value.				
	1926-27.	1927-28.	1928-29.	1929-30.	1930-31.	1926-27.	1927-28.	1928-29.	1929-30.	1930-31.
BUILDING AND ENGINEERING MATERIALS, other than OF IRON, STEEL OR WOOD— continued.						Rs.	Rs.	Rs.	Rs.	Rs.
Anglo-Egyptian Sudan .. Tons	13	1,450	..
United Kingdom ..	10	6	5	1,168	1,982	1,71
Other British Possessions	1	450	..
TOTAL, BRITISH EMPIRE .. Tons	10	6	..	14	5	1,168	1,982	..	1,900	1,71
Egypt .. Tons	49	240	74	6,148	36,822	9,21
Other Foreign Countries	2	300	..
Djibouti	42	5,41
United States of America	276	34,33
TOTAL, FOREIGN COUNTRIES	49	242	392	6,148	36,922	49,01
TOTAL, BRITISH EMPIRE AND FOREIGN COUNTRIES. Tons.	10	6	49	256	397	6,148	38,822	50,71
Fire Bricks (b) (III-V)—										
United Kingdom .. Nos.	26,759	5,431
Other British Possessions ..	1,000	2,056	4,440	744	5,701	125	314	765	245	86
TOTAL, BRITISH EMPIRE .. Nos.	27,759	2,056	4,440	744	5,701	5,556	314	765	245	86
Italy .. Nos.	32,000	1,600
Other Foreign Countries ..	1,200	1,200	..	60	380	..
TOTAL, FOREIGN COUNTRIES Nos.	33,200	1,200	..	1,660	380	..
TOTAL, BRITISH EMPIRE AND FOREIGN COUNTRIES .. Nos.	60,959	2,056	4,440	1,944	5,701	7,216	314	765	625	89
Cement (c) (III-V)—										
United Kingdom .. Tons	320	578	964	1,021	1,055	19,270	35,444	52,808	64,798	58,42
Bombay	45	110	2,310
Other British Possessions	1	65
TOTAL, BRITISH EMPIRE .. Tons	320-4	578-9	1,010	1,021-6	1,055-3	19,282	35,554	55,183	64,826	58,42
Germany .. Tons	43	2,041
Belgium ..	229	282	182	128	54	13,094	13,375	3,088	7,198	2,62
Moesawah
France
Italy ..	24	1,639
Other Foreign Countries
Trieste ..	1	34	4	58	1,450	280	38	75
TOTAL, FOREIGN COUNTRIES Tons	254	266	229	195-9	268	14,791	14,825	10,889	10,811	11,70
TOTAL, BRITISH EMPIRE AND FOREIGN COUNTRIES Tons	574-4	844-9	1,239	1,216-15	1,323-3	34,073	50,379	65,572	75,637	65,13
Portland (a) (III-V)—										
United Kingdom .. Tons	458	521	208	840	500	21,848	28,280	11,708	43,853	30,51
Karachi
Egypt
Bombay
Other British Possessions ..	18	18	700	700	12
TOTAL, BRITISH EMPIRE .. Tons	476	539	208-4	840	500	22,548	28,980	11,720	43,853	30,51
Trieste .. Tons	36	1,600	..	3,91
Austria ..	45	54	94	1,900	2,600
Belgium	20	..	27	1,100	..	1,000	..
Other Foreign Countries ..	10	..	9	18	..	400	..	600	800	..
TOTAL, FOREIGN COUNTRIES .. Tons.	55	74	45	45	94	2,800	3,700	2,100	1,800	3,91
TOTAL, BRITISH EMPIRE AND FOREIGN COUNTRIES .. Tons	531	613	253-4	885	594	24,848	32,680	13,820	45,653	34,42
Boiler casing (b) (III-V)—										
United Kingdom .. Tons
TOTAL, BRITISH EMPIRE .. Tons
Chalk and lime, excluding French chalk (d) (III-F)—										
Other British Possessions .. Cwt.	40	58	111	150	30	397	340	521	863	260
TOTAL, BRITISH EMPIRE .. Cwt.	40	58	111	150	30	397	340	521	863	260
Arabian Gulf Ports .. Cwt.	14,786	9,449	8,751	6,592	18,650	20,569	11,788	11,553	9,123	15,841
France
Other Foreign Countries ..	4	18	222	18	50	5	35	252	43	50
TOTAL, FOREIGN COUNTRIES .. Cwt.	14,790	9,467	8,973	6,610	18,700	20,574	11,823	11,805	9,166	15,891
TOTAL, BRITISH EMPIRE AND FOREIGN COUNTRIES .. Cwt.	14,830	9,525	9,084	6,760	18,730	20,971	12,163	12,326	10,029	16,151
Clay (e) (III-V)—										
United Kingdom .. Cwt.	554	359	..	1,880	1,054	..
Other British Possessions ..	28	308	323	2	257	140	703	692	65	894
TOTAL, BRITISH EMPIRE .. Cwt.	582	308	323	361	257	2,020	703	692	1,119	894
Other Foreign Countries .. Cwt.	2	..	289	1	..	4	..	729	10	..
TOTAL, FOREIGN COUNTRIES .. Cwt.	2	..	289	1	..	4	..	729	10	..
TOTAL, BRITISH EMPIRE AND FOREIGN COUNTRIES .. Cwt.	584	308	612	362	257	2,024	703	1,421	1,129	894
Tiles (e) (III-V)—										
Other British Possessions .. Nos.	8,980	3,142	2,000	1,204	77	1,849	1,214	400	110	15
United Kingdom	11,400	11,500	1,600	1,629	..	1,436
Bombay	20,694	4,860
TOTAL, BRITISH EMPIRE .. Nos.	8,980	14,542	13,500	21,898	4,937	1,849	2,814	2,029	3,126	1,451

GENERAL IMPORTS.

SEA-BORNE TRADE.

No. 7—contd.

Total quantities and value of articles imported—contd.

Articles and countries of consignment.	Quantities.					Value.				
	1926-27.	1927-28.	1928-29.	1929-30.	1930-31.	1926-27.	1927-28.	1928-29.	1929-30.	1930-31.
Tees (g) (III-V)—contd.						Rs.	Rs.	Rs.	Rs.	Rs.
Austria .. Nos.	53,124					7,684				
Belgium .. Nos.	32,300	61,636	24,000			8,100	14,305	2,550		
Other Foreign Countries .. Nos.	6,202	8,270	13,280	8,000	676	1,306	612	1,310	1,200	304
Italy .. Nos.										
France .. Nos.			29,500	21,000	8,420					
Trieste .. Nos.		50,010	49,000		9,800			3,031	1,957	1,102
TOTAL, FOREIGN COUNTRIES .. Nos.	71,626	122,916	116,780	29,000	18,806	17,180	26,557	16,592	3,157	3,191
TOTAL, BRITISH EMPIRE AND FOREIGN COUNTRIES .. Nos.	80,606	137,458	129,260	50,898	28,833	19,020	28,371	17,621	11,283	4,642
Other sorts (A) (III-V)—										
United Kingdom .. Cwt.	1,244	1,642	486	1,401	379	9,166	21,528	7,072	8,766	2,797
Other British Possessions .. Cwt.	1	15	50	46	2	70	292	78	700	25
Bombay—India .. Cwt.										
TOTAL, BRITISH EMPIRE .. Cwt.	1,245	1,657	536	1,447	381	9,236	21,820	7,750	9,466	2,822
Egypt .. Cwt.			560					3,208		
Austria .. Cwt.	573					4,500				
Belgium .. Cwt.	208		150			3,475		1,540		
Other Foreign Countries .. Cwt.	2	250		3	84	20	1,559		50	209
France .. Cwt.			322					8,100		
Trieste .. Cwt.			470	284				8,200	1,550	
TOTAL, FOREIGN COUNTRIES .. Cwt.	873	250	1,502	287	84	7,995	1,559	14,018	1,600	209
TOTAL, BRITISH EMPIRE AND FOREIGN COUNTRIES .. Cwt.	2,118	1,907	2,038	1,734	465	17,231	23,379	21,798	11,060	3,031
TOTAL VALUE OF BUILDING AND ENGINEERING MATERIALS other than OF IRON, STEEL OR WOOD .. Value						1,27,040	1,49,971	1,40,046	1,94,334	1,77,828
BUTTONS—										
Metals (III-V)—										
United Kingdom .. Value							1,385	1,975		
Egypt .. Value										
Other British Possessions .. Value						220	340	338	499	195
Bombay .. Value										
TOTAL, BRITISH EMPIRE .. Value						220	1,725	2,313	499	195
Trieste .. Value							4,270	2,800		
Austria .. Value						2,675	1,110	1,626	490	400
Other Foreign Countries .. Value										
Germany .. Value						1,773		1,190	1,250	
Japan .. Value							2,305			
TOTAL, FOREIGN COUNTRIES .. Value						4,448	7,685	4,426	2,980	400
TOTAL, BRITISH EMPIRE AND FOREIGN COUNTRIES .. Value						4,668	9,410	6,739	3,429	595
Other sorts—										
Anglo Egyptian Sudan .. Value								1,500		
Bombay .. Value						1,885			2,415	1,516
Other British Possessions .. Value						665	502	1,322	500	20
United Kingdom .. Value										
TOTAL, BRITISH EMPIRE .. Value						2,550	502	2,822	2,915	1,536
Trieste .. Value							3,080	1,480	1,440	
Japan .. Value						4,692	8,654	12,766	5,478	
Italy .. Value						6,363	4,280	5,900	4,000	1,518
Other Foreign Countries .. Value						450	500	975	765	1,590
Austria .. Value						3,695				
Germany .. Value						2,185	1,305			1,375
Holland .. Value										
TOTAL, FOREIGN COUNTRIES .. Value						17,385	17,819	21,121	11,678	4,483
TOTAL, BRITISH EMPIRE AND FOREIGN COUNTRIES .. Value						19,935	18,321	23,943	14,593	6,019
TOTAL VALUE OF BUTTONS .. Value						24,603	27,731	30,682	18,022	6,614
Candles of all kinds (III-V)—										
Calcutta .. Lbs.										
Ceylon .. Lbs.										
United Kingdom .. Lbs.	113,568	228,416	101,696	119,056	1,75,504	30,020	65,562	29,674	29,972	40,080
Somaliand .. Lbs.										
Straits Settlements .. Lbs.										
India—Bombay .. Lbs.										
Egypt .. Lbs.										
Burmah—Other Ports .. Lbs.										
Burmah—Rangoon .. Lbs.										
Other British Possessions .. Lbs.		2,240	252	112	672		850	70	50	150
TOTAL, BRITISH EMPIRE .. Lbs.	113,568	250,656	101,948	119,168	176,176	30,020	66,402	29,744	30,022	40,230
Germany .. Lbs.					11,760					2,030
France .. Lbs.			4,032					1,300		
Italy .. Lbs.						8,400	2,900			
Hollandish .. Lbs.	30,912	8,400	224			23		35		879
Other Foreign Countries .. Lbs.	70			560	5,040				250	
Mossawah .. Lbs.			56,896	5,488	7,952	4,525	21,753	15,050	1,260	3,000
Belgium .. Lbs.	10,488	78,624								
TOTAL, FOREIGN COUNTRIES .. Lbs.	50,470	87,024	61,152	6,048	24,752	12,948	24,553	16,385	1,510	5,909
TOTAL, BRITISH EMPIRE AND FOREIGN COUNTRIES .. Lbs.	164,038	337,680	1,68,100	125,216	200,928	42,968	90,955	46,129	31,532	46,139
Cases and Rattans (II-6)—										
Straits Settlements .. Cwt.	471	355	388	149		14,018	12,932	12,850	3,540	
Bombay .. Cwt.	32		111			1,090		1,005		699
Other British Possessions .. Cwt.	13	13		44	52	193	371		439	
TOTAL, BRITISH EMPIRE .. Cwt.	516	368	499	193	52	15,301	13,303	13,855	3,979	699
Other Foreign Countries .. Cwt.	45	20	17	2	11	900	830	610	150	413
Djibouti .. Cwt.										
TOTAL, FOREIGN COUNTRIES .. Cwt.	45	20	17	2	11	900	830	610	150	413
TOTAL, BRITISH EMPIRE AND FOREIGN COUNTRIES .. Cwt.	561	388	516	195	63	16,201	14,133	14,465	4,129	1,112

Articles and countries of consignment.	Quantities.					Value.				
	1926-27.	1927-28.	1928-29.	1929-30.	1930-31.	1926-27.	1927-28.	1928-29.	1929-30.	1930-31.
<i>Chalk, French (III-C)—</i>						Rs.	Rs.	Rs.	Rs.	Rs.
Other British Possessions .. Cwt.	23	37	9	41	11	215	364	190	542	82
TOTAL, BRITISH EMPIRE .. Cwt.	23	37	9	41	11	215	364	190	542	82
Other Foreign Countries .. Cwt.	3	..	3	..	1	60	..	50	..	45
TOTAL, FOREIGN COUNTRIES .. Cwt.	3	..	3	..	1	60	..	50	..	45
TOTAL BRITISH EMPIRE AND FOREIGN COUNTRIES .. Cwt.	26	37	12	41	12	275	364	240	542	127
CHEMICALS AND CHEMICAL PREPARATIONS (including CHEMICAL MANURES AND MEDICINES)—										
Acids—										
Nitric (acid) (III C)—										
United Kingdom .. Cwt.	24	405	145	1,070
Other British Possessions .. Cwt.	6
TOTAL, BRITISH EMPIRE .. Cwt.	7	6	24	405	145	1,070
Other Foreign Countries .. Cwt.	2	110	..
TOTAL, FOREIGN COUNTRIES .. Cwt.	2	110	..
TOTAL BR. EMPIRE & FR. COUNTRIES .. Cwt.	7	8	24	405	255	1,070
Acetic (Pyruvic acid) (IIIC)—										
Other British Possessions .. Cwt.	4	80
TOTAL, BRITISH EMPIRE .. Cwt.	4	80
Oxalic—										
Other British Possessions .. Cwt.	3	1	1	1	1	292	140	140	25	20
TOTAL, BRITISH EMPIRE .. Cwt.	3	1	1	1	1	292	140	140	25	20
Carbolic (III C)—										
United Kingdom .. Cwt.
Other British Possessions .. Cwt.	..	2	1	160	25
TOTAL, BRITISH EMPIRE .. Cwt.	..	2	1	160	25
Germany .. Cwt.	58	980	1,950
Other Foreign Countries .. Cwt.	35	800
TOTAL, FOREIGN COUNTRIES .. Cwt.	35	58	800	980	1,950
TOTAL BR. EMPIRE AND FR. COUNTRIES .. Cwt.	35	58	915	980	1,950
Tartaric (III C)—										
United Kingdom .. Cwt.	..	14	..	22	22	..	1,602	..	1,963	1,782
Other British Possessions .. Cwt.	10	..	12	..	71	690	..	915	..	105
TOTAL, BRITISH EMPIRE .. Cwt.	10	14	12	22	23	690	1,602	915	1,963	1,887
Germany .. Cwt.
Other Foreign Countries .. Cwt.	..	1	1	4	120	100	400	..
TOTAL, FOREIGN COUNTRIES .. Cwt.	..	1	1	4	120	100	400	..
TOTAL, BRITISH EMPIRE AND FOREIGN COUNTRIES .. Cwt.	10	15	13	26	23	690	1,722	1,015	2,363	1,887
Sulphuric (acid) (III C)—										
United Kingdom .. Cwt.	277	245	257	204	275	5,577	6,066	4,860	4,111	5,883
Other British Possessions .. Cwt.	13	3	13	9	4	883	200	385	262	94
Bombay .. Cwt.
TOTAL, BRITISH EMPIRE .. Cwt.	240	248	270	213	279	6,460	6,266	5,245	4,373	5,957
Asiatic Turkey, Levant and Black Sea .. Cwt.
Other Foreign Countries .. Cwt.	8	..	12	1	33	400	..	250	830	905
TOTAL, FOREIGN COUNTRIES .. Cwt.	8	..	12	71	33	400	..	250	830	905
TOTAL, BRITISH EMPIRE AND FOREIGN COUNTRIES .. Cwt.	248	248	282	234	312	6,860	6,266	5,495	5,203	6,862
Other Sorts (a iii) (III C)—										
United Kingdom .. Cwt.
Bombay .. Cwt.
Other British Possessions .. Cwt.	11	1	15	4	7	1,017	105	621	400	271
TOTAL, BRITISH EMPIRE .. Cwt.	11	1	15	4	7	1,017	105	621	400	271
Djibouti .. Cwt.
Austria .. Cwt.
Other Foreign Countries .. Cwt.
TOTAL, FOREIGN COUNTRIES .. Cwt.
TOTAL, BRITISH EMPIRE AND FOREIGN COUNTRIES .. Cwt.	11	1	15	4	7	1,017	105	621	400	271
Aluminous Sulphates including Alum (b) (III-C)—										
United Kingdom .. Cwt.
Other British Possessions .. Cwt.
Bombay .. Cwt.
TOTAL, BRITISH EMPIRE .. Cwt.
Alum (III C)—										
Bombay .. Cwt.
Other British Possessions .. Cwt.	115	..	17	1,010	..	595
United Kingdom .. Cwt.	..	182	272	114	240	..	1,705	2,841	1,080	1,820
TOTAL, BRITISH EMPIRE .. Cwt.	115	182	289	114	240	1,010	1,705	3,436	1,080	1,820
Other Foreign Countries .. Cwt.	122	..	80	..	1	1,070	..	320	..	45
TOTAL, FOREIGN COUNTRIES .. Cwt.	122	..	80	..	1	1,070	..	320	..	45
TOTAL, BRITISH EMPIRE AND FOREIGN COUNTRIES .. Cwt.	237	182	319	114	241	2,080	1,705	3,756	1,080	1,865
Ammonia and Salts thereof (c) (III-C)—										
United Kingdom .. Cwt.	26	..	59	25	..	1,420	..	1,962	1,275	..
Other British Possessions .. Cwt.	14	2	39	985	897
Bombay .. Cwt.	49	42	44	1,690	1,046	1,700
TOTAL, BRITISH EMPIRE .. Cwt.	40	..	108	69	83	2,414	..	3,652	2,380	2,657
Germany .. Cwt.
Egypt .. Cwt.	29	1,400
Other Foreign Countries .. Cwt.	1	35	1,050	..
TOTAL, FOREIGN COUNTRIES .. Cwt.	29	..	1	21	30	86	500	400
TOTAL, BRITISH EMPIRE AND FOREIGN COUNTRIES .. Cwt.	69	..	109	125	113	3,814	..	3,688	4,530	3,057

No. 7—contd.

Total quantities and value of articles imported—contd.

Articles and countries of consignment.	Quantities.					Value.				
	1926-27.	1927-28.	1928-29.	1929-30.	1930-31.	1926-27.	1927-28.	1928-29.	1929-30.	1930-31.
CHEMICALS AND CHEMICAL PREPARATIONS <i>excluding CHEMICAL MANURE AND MEDICINES—contd.</i>										
<i>Anhydrous (a) (III-C)—</i>										
Bombay .. Cwt.
Other British Possessions	2	..	11	350	..	300
United Kingdom
TOTAL, BRITISH EMPIRE	2	..	11	350	..	300
<i>Aluminous Sulphates (III-C)—</i>										
Other British Possessions ..	8	280
TOTAL, BRITISH EMPIRE ..	8	280
<i>Others (b) (III-C)—</i>										
United Kingdom	31	2,637
Bombay	45	1,020
Other British Possessions
TOTAL, BRITISH EMPIRE	76	4,257
Germany
Other Foreign Countries
TOTAL, FOREIGN COUNTRIES
TOTAL, BRITISH EMPIRE AND FOREIGN COUNTRIES	76	4,257
<i>Arsenic and its oxides (a) (III-C)—</i>										
Other British Possessions
TOTAL, BRITISH EMPIRE
Other Foreign Countries
TOTAL, FOREIGN COUNTRIES
TOTAL, BRITISH EMPIRE AND FOREIGN COUNTRIES
<i>Bleaching powder including chloride of lime (III-C)—</i>										
United Kingdom
Other British Possessions ..	4	5	..	12	32	255	250	..	482	771
TOTAL, BRITISH EMPIRE ..	4	5	..	12	32	255	250	..	482	771
Other Foreign Countries
TOTAL, FOREIGN COUNTRIES
TOTAL, BRITISH EMPIRE AND FOREIGN COUNTRIES ..	4	5	..	12	32	255	250	..	482	771
<i>Other salts (b) (III-C)—</i>										
United Kingdom
Other British Possessions ..	1	5	2	53	50	110
TOTAL, BRITISH EMPIRE ..	1	5	2	53	50	110
France
Other Foreign Countries	7	270
Belgium	45	45	1,900	..
Germany
TOTAL, FOREIGN COUNTRIES	45	52	1,900	2,270
TOTAL, BRITISH EMPIRE AND FOREIGN COUNTRIES ..	1	50	54	53	1,950	2,380
<i>Carbide of calcium (f) (III-C)—contd.</i>										
United Kingdom ..	81	12	5	576	..	15	570	45
Other British Possessions
TOTAL, BRITISH EMPIRE ..	81	12	5	576	..	15	570	45
Norway
Other Foreign Countries ..	26	8	14	20	31	482	200	300	300	521
TOTAL, FOREIGN COUNTRIES ..	26	8	14	20	31	482	200	300	300	521
TOTAL, BRITISH EMPIRE AND FOREIGN COUNTRIES ..	107	8	14½	32	36	1,058	200	315	870	566
<i>Copperas (g) (III-C)—</i>										
Other British Possessions
TOTAL, BRITISH EMPIRE
<i>Disinfectants (h) (III-C)—</i>										
Egypt
United Kingdom ..	116	104	171	225	175	1,642	1,902	3,893	1,003	2,095
Other British Possessions ..	5	20	10	..	10	485	499	180	..	700
TOTAL, BRITISH EMPIRE ..	121	124	181	225	185	2,127	2,301	4,053	1,903	2,795
Egypt	49	8,088	..
United States of America	42	..	21	25	..	2,177	..	1,944	1,898
Other Foreign Countries ..	5	..	12	57	..	540
TOTAL, FOREIGN COUNTRIES ..	5	42	12	64	25	57	2,177	540	5,932	1,898
TOTAL, BRITISH EMPIRE AND FOREIGN COUNTRIES ..	126	166	193	289	210	2,184	4,478	4,593	7,835	4,693
<i>Disinfectants—</i>										
<i>Naphthalene (III-C)—</i>										
Strait Settlements .. Cwt.
Zanzibar
Bombay
United Kingdom ..	326	405	416	750	616	6,556	5,125	5,086	10,773	5,325
Other British Possessions ..	4	4	2	3	..	105	63	55	70	..
Egypt
Ceylon
TOTAL, BRITISH EMPIRE ..	330	409	418	753	616	6,661	5,188	5,141	10,843	5,325

GENERAL IMPORTS.

No. 7—contd.

689

Total quantities and value of articles imported—contd.

Articles and countries of consignment.	Quantities.					Value.				
	1926-27.	1927-28.	1928-29.	1929-30.	1930-31.	1926-27.	1927-28.	1928-29.	1929-30.	1930-31.
						Rs.	Rs.	Rs.	Rs.	Rs.
CHEMICALS AND CHEMICAL PREPARATIONS <i>excluding CHEMICAL MANURES AND MEDICINES—continued</i>										
<i>Disinfectants Naphthalene (III-C)</i>										
Italy .. Cwt.	1,381	200	285	800	..	18,243	4,000	5,600	3,700	..
Germany	887	186	4,465	1,855	..
United States of America	6	..	105	780	8	40
Other Foreign Countries ..	230	8	57	14	..	2,412	..	1,250	2,400	..
Sijboudi	100	198	1,150	..
Holland	90	1,125	29,700	59,380	99,310	29,998	12,335
Belgium ..	2,023	6,681	8,184	2,640	8,500
France	800
TOTAL, FOREIGN COUNTRIES ..	3,643	6,889	9,313	3,421-14	1,130	60,355	63,485	1,14,005	89,106	12,375
TOTAL, BRITISH EMPIRE AND FOREIGN COUNTRIES ..	3,973	7,298	9,731	4,174-14	1,746	57,016	63,673	1,20,046	49,949	17,700
Glycerine	1	1	28	140
Other British Possessions	140
TOTAL, BRITISH EMPIRE ..	1	1	28	140
<i>Magnesium Chloride—</i>										
Other British Possessions	5	..	79	750
TOTAL, BRITISH EMPIRE	5	..	79	750
Other Foreign Countries	4	20	..
TOTAL FOREIGN COUNTRIES	4	20	..
TOTAL BR. EMPIRE & FR. COUNTRIES	4	5	20	750
<i>Magnesium Others—</i>										
Other British Possessions	10
TOTAL, BRITISH EMPIRE	10
<i>Magnesium (b) Sulphate</i>										
Other British Possessions	1	25
TOTAL BRITISH EMPIRE	1	25
<i>Copper sulphate (III-C)—</i>										
Bombay
Other British Possessions	2	2	28	..	350	50	53	559	1,000
United Kingdom ..	20	63
TOTAL, BRITISH EMPIRE ..	20	2	2	28	63	350	50	53	559	1,000
Germany
Other Foreign Countries ..	10	22	40	19	..	150	400	790	899	..
TOTAL, FOREIGN COUNTRIES ..	10	22	40	19	..	150	400	790	899	..
TOTAL, BRITISH EMPIRE AND FOREIGN COUNTRIES ..	30	24	42	47	63	500	450	843	958	1,000
POTASSIUM COMPOUNDS—										
<i>Cynide of potassium (III-C)—</i>										
Other British Possessions ..	1	1	1	140	70	70
TOTAL, BRITISH EMPIRE ..	1	1	1	140	70	70
<i>Chlorate III-C—</i>										
Other British Possessions ..	10	71	..	10	5	500	700	..	225	100
TOTAL, BRITISH EMPIRE ..	10	71	..	10	5	500	700	..	225	100
Other Foreign Countries	60	27	..	1,210	552
TOTAL, FOREIGN COUNTRIES	60	27	..	1,210	552
TOTAL, BRITISH EMPIRE AND FOREIGN COUNTRIES	131	..	10	32	..	1,910	..	225	652
<i>Saltpetre (ii) (III-C)—</i>										
Other British Possessions ..	2	50
TOTAL, BRITISH EMPIRE ..	2	50
TOTAL, BRITISH EMPIRE AND FOREIGN COUNTRIES ..	2	50
<i>Others (III-C)—</i>										
Straits Settlements	25	1,000
Other British Possessions ..	102	110	14	46	22	1,259	876	360	800	530
Bombay
Karachi ..	10,420	10,790	14,274	5,810	4,004	61,827	66,069	66,085	30,461	19,870
TOTAL, BRITISH EMPIRE ..	10,522	10,925	14,288	5,856	4,026	62,586	67,944	66,445	31,261	20,400
Egypt	20	1,150
Arabian Gulf Ports
Other Foreign Countries ..	41	41	..	72	39	1,244	435	..	110	560
TOTAL, FOREIGN COUNTRIES ..	41	41	20	72	39	1,244	435	1,150	110	560
TOTAL, BRITISH EMPIRE AND FOREIGN COUNTRIES ..	10,563	10,966	14,308	5,928	4,065	63,830	68,379	67,595	31,371	20,960
<i>Soda compounds—</i>										
<i>Bicarbonate of Soda (Sodium bicarbonate) (i) (III-C)—</i>										
India, Bombay
United Kingdom ..	293	387	344	2,158	357	2,822	4,483	3,271	2,968	2,948
Other British Possessions	14	1	..	2	..	115	10	..	28
TOTAL, BRITISH EMPIRE ..	293	401	345	2,158	359	2,822	4,598	3,281	2,968	2,976
Other Foreign Countries	19	23	172	142
TOTAL, FOREIGN COUNTRIES	19	23	172	142
TOTAL, BRITISH EMPIRE AND FOREIGN COUNTRIES ..	293	420	368	2,158	359	2,822	4,770	3,423	2,968	2,976
<i>Sulphate of Sodium (II-C)—</i>										
Other British Possessions
TOTAL, BRITISH EMPIRE
<i>Loraz including Boracic Acid (i) (III-C)—</i>										
United Kingdom
Other British Possessions ..	61	39	65	43	87	1,085	857	1,295	776	470
TOTAL, BRITISH EMPIRE ..	61	39	65	43	87	1,085	857	1,295	776	470
Other Foreign Countries	80	68	43	37	1,085	857	1,345	776	470
TOTAL, FOREIGN COUNTRIES	80	68	43	37	1,085	857	1,345	776	470
TOTAL, BRITISH EMPIRE AND FOREIGN COUNTRIES ..	61	80	68	43	87	1,285	857	1,345	776	470

Total quantities and value of articles imported—contd.

Articles and countries of consignment.	Quantities.					Value.				
	1926-27.	1927-28.	1928-29.	1929-30.	1930-31.	1926-27.	1927-28.	1928-29.	1929-30.	1930-31.
CHEMICALS AND CHEMICAL PREPARATIONS <i>excluding CHEMICAL MANURE AND MEDICINES—concluded.</i>						Rs.	Rs.	Rs.	Rs.	Rs.
<i>Cautic Soda (Sodium hydroxide) (II)</i> <i>(III-C)</i>										
United Kingdom .. Cwt.	.. 26	.. 10	.. 12	.. 61	124	1,852
Other British Possessions .. "	11	.. 383	.. 132	.. 142	.. 921	255
TOTAL, BRITISH EMPIRE .. "	26	10	12	61	135	383	132	142	921	1,007
Other Foreign Countries .. " 4	.. 27	1 120	.. 470	21
TOTAL, FOREIGN COUNTRIES .. " 4	.. 27	1 120	.. 470	21
TOTAL, BRITISH EMPIRE AND FOREIGN COUNTRIES .. "	26	10	16	88	136	383	132	262	1,391	1,028
<i>Soda Sulphide</i>										
Other British Possessions .. " 1 50
TOTAL, BRITISH EMPIRE .. "	..	1	50
Other Foreign Countries .. " 5 160
TOTAL, FOREIGN COUNTRIES .. "	5	160
TOTAL, BRITISH EMPIRE AND FOREIGN COUNTRIES .. "	5	160
<i>Sodium Carbonate (Soda ash and soda crystals) (iv) (III-C)</i>										
United Kingdom .. "	156	..	147	151	172	1,298	..	1,153	1,371	1,101
Bombay .. "	26	78	38	47	38	270	829	475	598	310
Other British Possessions .. "
TOTAL, BRITISH EMPIRE .. "	182	78	185	198	210	1,568	829	1,628	1,967	1,411
Hodeldah .. "	440	1,800	..
Other Foreign Countries .. "	.. 32	.. 2	..	47	23	.. 430	.. 180	..	275	.. 110
TOTAL, FOREIGN COUNTRIES .. "	32	2	..	481	23	430	180	..	2,075	110
TOTAL, BRITISH EMPIRE AND FOREIGN COUNTRIES .. "	214	80	185	679	233	1,998	1,009	1,628	4,042	1,521
<i>Bichromate of Soda (III-C)</i>										
Other British Possessions .. "	40	..	28	400	..	120
TOTAL, BRITISH EMPIRE .. "	40	..	28	400	..	120
<i>Other sorts (III-C)</i>										
United Kingdom .. "
Other British Possessions .. "	.. 5 7	.. 61	17	.. 52 151	.. 450	.. 218
TOTAL, BRITISH EMPIRE .. "	5	..	7	61	17	52	..	151	450	218
Hodeldah .. "	170	1,000 510
Other Foreign Countries .. " 1	..	22	34 20	..	175	.. 510
TOTAL, FOREIGN COUNTRIES .. "	..	1	170	22	34	..	20	1,000	175	510
TOTAL, BRITISH EMPIRE AND FOREIGN COUNTRIES .. "	5	1	177	83	51	52	20	1,151	625	728
<i>Sulphur (III-C) (Limestone)</i>										
Other British Possessions .. "	4	20	2	..	15	362	270	75	..	225
TOTAL, BRITISH EMPIRE .. "	4	20	2	..	15	362	270	75	..	125
Other Foreign Countries .. " 8	.. 13	.. 1	.. 2 250	.. 370	.. 20	.. 64
Austria .. "
TOTAL, FOREIGN COUNTRIES .. "	..	8	13	1	2	250	370	20	..	64
TOTAL, BRITISH EMPIRE AND FOREIGN COUNTRIES .. "	4	28	15	1	17	362	520	445	20	189
<i>Other sorts of Chemicals (i) (III-C)</i>										
United Kingdom Value	4,324	7,667	4,562	11,753	4,438
India—Bombay "	3,827	3,546	2,060	5,315	4,148
India—Karachi "
Other British Possessions "	281	1,085	12	950	800
Zanzibar and Pemba "	5,000	3,900	6,300	10,600
TOTAL, BRITISH EMPIRE "	8,932	17,298	10,434	24,318	19,986
Holland "
Austria "
France "	8,600	13,465	9,070	11,770	6,540
Germany "	5,535	6,095	6,790
Egypt "
Mossawah "	1,646
United States of America "
Italy "
Belgium "
Arabian Gulf Ports "
Persia "
Djibouti "	70	875	470	612	686
Other Foreign Countries "
TOTAL, FOREIGN COUNTRIES "	8,730	14,340	16,721	18,477	14,016
TOTAL, BRITISH EMPIRE AND FOREIGN COUNTRIES "	17,662	31,638	27,155	42,795	34,002
TOTAL OF CHEMICALS "	1,66,011	1,97,920	2,44,906	1,61,183	1,09,181

Total quantities and value of articles imported—contd.

Articles and countries of consignment.	Quantities.					Value.				
	1926-27.	1927-28.	1928-29.	1929-30.	1930-31.	1926-27.	1927-28.	1928-29.	1929-30.	1930-31.
						Rs.	Rs.	Rs.	Rs.	Rs.
CHINESE AND JAPANESE WARE (including LACQUERED WARE, BUT excluding BATH-WARE AND PORCELAIN) (III II)—Value										
United Kingdom	1,700	1,145	350	210	75
Other British Possessions
TOTAL, BRITISH EMPIRE	1,700	1,145	350	210	75
Austria	1,125	75	1,140	333	750
Other Foreign Countries	1,245	75	1,140	333	750
TOTAL, FOREIGN COUNTRIES	1,245	75	1,140	333	750
TOTAL, BRITISH EMPIRE AND FOREIGN COUNTRIES	2,945	1,220	1,490	543	825
CLOCKS AND WATCHES AND PARTS THERE-OF—										
Clocks and time-pieces (a) (III-D)—										
Bombay No.	159	31	105	74	123	450	440	1,566	941	733
Other British Possessions
TOTAL, BRITISH EMPIRE	159	31	105	74	123	450	440	1,566	941	733
United States of America	80	..	123	..	94	1,210	1,445	1,055	1,885	825
Other Foreign Countries	5	295	2	204	750	660	..	75	..	2,768
Germany	150	1,480
TOTAL, FOREIGN COUNTRIES	85	295	275	204	844	1,870	1,445	2,616	1,885	3,593
TOTAL, BRITISH EMPIRE AND FOREIGN COUNTRIES	244	326	380	278	967	2,320	1,885	4,182	2,826	4,326
Watches (b) (III-D)—										
United Kingdom	222	74	..	10	24	1,251	740
Other British Possessions	3	3
TOTAL, BRITISH EMPIRE	3	3	222	74	..	10	24	1,251	740
Germany	198	1,005	..
United States of America	21	..	285	12	..	52
Other Foreign Countries	72	6	19	215	..
France
TOTAL, FOREIGN COUNTRIES	72	6	217	21	..	285	12	1,220	52
TOTAL, BRITISH EMPIRE AND FOREIGN COUNTRIES	75	9	439	95	..	295	36	2,471	792
Parts of Clocks and Watches (c) (III-D)—										
Other British Possessions .. Value	52	1,313
TOTAL, BRITISH EMPIRE	52	1,313
Other Foreign Countries
TOTAL, FOREIGN COUNTRIES
TOTAL, BRITISH EMPIRE AND FOREIGN COUNTRIES	52	1,313
TOTAL VALUE OF CLOCKS AND WATCHES AND PARTS THERE-OF	2,180	4,218	5,349	6,431
COAL, COKE AND PATENT FUEL—										
Coal (II-A)—										
Natal Tons	16,720	56,684	46,707	47,486	21,800	4,18,873	14,54,265	10,43,729	8,34,137	4,43,339
United Kingdom	18,171	48,121	52,768	45,679	23,788	6,18,144	15,48,142	14,27,443	14,51,466	7,05,140
India—Calcutta	38,179	6,542	..	11,22,952	1,30,800	..
Kenya Colony	77,539	4,967	22,62,548	1,30,383
Zanzibar
Dombay
Egypt
TOTAL, BRITISH EMPIRE	150,659	109,772	99,475	90,707	45,588	44,17,517	31,32,790	24,71,172	24,66,403	11,48,479
Mozambique Tons	32,818	..	12,029	21,425	..	9,55,611	..	2,00,502	4,07,925	..
Muskat
United States of America
Arabian Gulf Ports
Portuguese East Africa
Other Foreign Countries
TOTAL, FOREIGN COUNTRIES	32,818	..	12,029	21,425	..	9,55,611	..	2,00,502	4,07,925	..
TOTAL, BRITISH EMPIRE AND FOREIGN COUNTRIES	183,477	109,772	112,104	121,132	45,588	53,73,128	31,32,790	26,71,764	29,64,328	11,48,479
Coke (II-A)										
British East Africa Tons
Ceylon
United Kingdom	40	79	116	1,009	2,289	3,056	..
Other British Possessions	24	2	3	2	1	863	140	170	94	44
Natal	31	1,107
TOTAL, BRITISH EMPIRE	24	73	82	118	1	863	2,316	2,459	3,150	44
TOTAL OF COAL AND COKE	183,501	109,845	112,186	121,250	45,589	53,73,991	31,35,106	26,74,223	29,67,478	11,48,523
OPPEE, OTHER THAN ROASTED OR GROUND (II)—										
A. Egyptian Sudan Cwt.	76	421	1,96	96	1,10	5,900	8,420	7,700	4,000	1,400
Zanzibar and Pemba
Madras—Other Port
Somaliand	1,974	2,518	2,185	2,336	2,050	88,230	1,15,780	96,271	1,07,200	70,145
Straits Settlements	1,031	730	383	15,750	11,940	7,630
Perin
India—Dombay	25	1,400
Malabar Coast
Other British Possessions
Ceylon	2	1	8	5	1,880	800	55	248	165
Kenya Colony	40
Egypt	6,658	17,902	20,423	16,746	24,528	3,59,662	8,02,547	9,80,212	7,49,377	7,46,907
TOTAL, BRITISH EMPIRE	9,835	21,598	23,188	19,136	26,693	4,74,782	6,30,487	10,11,864	8,06,825	8,24,618

No. 7—contd.

Total quantities and value of articles imported—contd.

Articles and countries of consignment.	Quantities.					Value.				
	1926-27.	1927-28.	1928-29.	1929-30.	1930-31.	1926-27.	1927-28.	1928-29.	1929-30.	1930-31.
COFFEE, OTHER THAN ROASTED OR GROUND (II)—contd.						Rs.	Rs.	Rs.	Rs.	Rs.
Mossawah .. Cwt.	227	42	99	..	479	6,940	..	6,600	..	13,610
Dunkali Coast ..	77	372	82	44	41	3,350	1,860	1,000	..	1,370
Galzan ..	480	176	75	99	..	21,010	16,710	4,100
Lohia ..	26,482	21,133	14,093	10,098	9,449	12,46,938	8,476	3,000	2,000	5,150
Hodeldah ..	17,397	20,131	18,018	13,806	18,767	7,96,880	11,17,135	7,37,263	4,75,000	8,72,247
Mokha ..	596	302	82	..	63	33,900	9,85,881	8,57,708	6,16,265	6,40,935
Arabian Gulf Ports	205	14,915	2,400	..	1,138
Egypt	577	1,357	425	361	..	16,000
Kamran and Farsan	21	21,160	58,885	19,675	13,030
Konfidah	1,050
Japan ..	24	40
Franco ..	58,064	47,884	84,578	35,559	24,398	10,000	2,000
Djibouti and Obokh ..	5	10	1,738	5	128	25,00,202	22,05,205	17,78,582	15,37,511	9,52,662
Other Foreign Countries	1,269	140	380	150	180	1,070
Java	47,760	42,000
TOTAL, FOREIGN COUNTRIES Cwt.	103,952	92,290	60,607	60,126	53,686	46,10,360	44,97,982	34,92,978	26,55,781	10,96,112
TOTAL, BRITISH EMPIRE AND FOREIGN COUNTRIES Cwt.	113,787	113,888	92,745	79,312	80,379	50,85,142	54,37,469	45,84,846	35,16,606	23,20,730
COIR UNMANUFACTURED (II-S)										
Bombay .. Ton.	3	4	2	5	..	710	1,220	..	50	..
Other British Possessions	450
Egypt
TOTAL, BRITISH EMPIRE .. Ton.	3	4	2	5	..	710	1,220	450	50	..
Japan .. Ton.
Other Foreign Countries ..	1	1	172	10	5
TOTAL, FOREIGN COUNTRIES Ton.	1	1	172	10	5
TOTAL, BRITISH EMPIRE AND FOREIGN COUNTRIES .. Ton.	4	4	2	5	..	882	1,230	455	50	..
COIR MANUFACTURED (excluding ROPE) (III-V)										
India—Bombay .. Ton.	..	4	11	7	5	..	1,391	4,115	2,520	1,735
Other British Possessions ..	1	3	1	..	1	487	1,227	940	..	461
Ceylon
Calicut	5	10	2,240	4,000
TOTAL, BRITISH EMPIRE .. Ton.	1	7	12	12	16	487	2,608	5,055	4,760	6,196
Mossawah .. Ton.
Other Foreign Countries ..	1	1	1	1	..	15	125	50	8	..
TOTAL, FOREIGN COUNTRIES Ton.	1	1	1	1	..	15	125	50	8	..
TOTAL, BRITISH EMPIRE AND FOREIGN COUNTRIES .. Ton.	1	8	12	12	16	502	2,733	5,105	4,768	6,196
CORAL (II-S)										
India—Bombay .. Lb.	336	..	640	150	..	500	..	2,386	320	..
Other British Possessions
United Kingdom
TOTAL, BRITISH EMPIRE .. Lb.	336	..	640	150	..	500	..	2,386	320	..
Trieste	13	1,568	1,035	1,067
Other Foreign Countries	224	..	1,064	..	1,438	737	..	300
Germany	10
TOTAL, FOREIGN COUNTRIES Lb.	..	23	1,792	..	1,064	..	2,473	2,404	..	300
TOTAL, BRITISH EMPIRE AND FOREIGN COUNTRIES .. Lb.	336	23	2,432	150	1,064	500	2,473	4,740	320	300
CORDAGE AND ROPE OF VEGETABLE FIBRE excluding JUTE AND COTTON (III-V)										
Egypt .. Cwt.	622	346	669	612	642	19,685	14,886	27,047	20,922	10,056
United Kingdom ..	166	215	152	95	247	3,415	4,994	3,475	1,951	5,295
Ceylon ..	65	198	766	233	..	1,096	5,638	12,791	4,619	..
Somaliland
Zanzibar and Pomba
Austria
India—Bombay ..	348	279	313	418	904	3,275	4,493	15,206	6,286	13,297
—Calcutta ..	509	639	429	673	403	24,879	27,123	17,543	32,881	13,442
—Calicut ..	884	636	80	88	87	7,580	12,840	1,600	1,740	1,389
—Malabar Coast
—Madras
Other British Possessions ..	1	7	15	..	13	137	184	790	..	150
Perim
Hong Kong	35	2,200
TOTAL, BRITISH EMPIRE ..	2,005	2,955	2,924	2,319	2,389	60,060	72,403	70,352	67,799	52,632
Hodeldah .. Cwt.	..	33	..	153	1,194	..	1,804	..
Mossawah	358	814
Arabian Gulf Ports	65	1,970
Italy ..	182	176	112	1,833	2,025	1,328
Djibouti ..	32	15	50	172	181	925	373	1,277	2,203	1,915
Other Foreign Countries
TOTAL, FOREIGN COUNTRIES Cwt.	214	224	585	325	181	2,738	3,592	11,389	4,067	1,915
TOTAL, BRITISH EMPIRE AND FOREIGN COUNTRIES .. Cwt.	2,309	2,579	3,509	2,644	2,570	62,848	76,000	90,741	71,866	54,547
COIR MANUFACTURED (III-V)										
Other British Possessions .. Cwt.	3	5	37	3	2	285	175	515	79	70
United Kingdom ..	34	100	48	23	26	4,328	7,728	2,355	1,065	1,701
TOTAL, BRITISH EMPIRE .. Cwt.	37	105	85	26	28	4,613	7,903	2,870	1,144	1,771
Other Foreign Countries .. Cwt.	1	3	11	6	1	18	252	236	600	6
Belgium	22	1,740
Egypt	50	2,000	..
Germany	18	1,826
TOTAL, FOREIGN COUNTRIES Cwt.	1	3	43	66	19	18	252	1,976	2,600	1,832
TOTAL, BRITISH EMPIRE AND FOREIGN COUNTRIES .. Cwt.	38	108	128	81	47	4,631	8,155	4,846	3,744	3,603

No. 7—contd.

Total quantities and value of articles imported—contd.

Articles and countries of consignment.	Quantities.					Value.				
	1926-27.	1927-28.	1928-29.	1929-30.	1930-31.	1926-27.	1927-28.	1928-29.	1929-30.	1930-31.
						Rs.	Rs.	Rs.	Rs.	Rs.
OUTLETT—										
<i>Princely States (III-D)—</i>										
United Kingdom .. Value
Bombay .. Value
Other British Possessions .. Value
TOTAL, BRITISH EMPIRE .. Value
Other Foreign Countries .. Value
TOTAL, FOREIGN COUNTRIES Value
TOTAL, BRITISH EMPIRE AND FOREIGN COUNTRIES .. Value
OUTLETT (III-D)—										
United Kingdom .. Value	7,082	17,976	4,575	9,603	6,587
Egypt .. Value
India—Bombay .. Value	1,823	1,191	..	1,760	..
Other British Possessions .. Value	614	780	54	464	270
Calcutta .. Value
TOTAL, BRITISH EMPIRE .. Value	9,524	19,947	5,521	11,827	6,857
Austria .. Value	1,785
Germany .. Value	8,892	15,090	14,637	17,097	6,152
Egypt .. Value	1,210	..	1,188	..
Frisio .. Value	1,213	1,545
United States of America .. Value	525	70
Other Foreign Countries .. Value	2,600	1,060	773	1,725	1,200
TOTAL, FOREIGN COUNTRIES Value	13,802	17,360	15,410	21,223	8,967
TOTAL, BRITISH EMPIRE AND FOREIGN COUNTRIES .. Value	23,126	37,307	20,931	33,050	15,824
DRUGS AND MEDICINES (excluding CHEMICALS AND NARCOTICS)—										
<i>Alces (a) (III-C)—</i>										
Other British Possessions .. Cwt.	2	5	8	..	14	50	110	200	..	500
Socotra Islands .. Cwt.	188	2,240
TOTAL, BRITISH EMPIRE .. Cwt.	2	5	191	..	14	50	110	2,440	..	500
Arabian Gulf Ports .. Cwt.	106	177	378	..	116	3,277	4,633	10,474	..	3,522
Dibouti .. Cwt.
Other Foreign Countries .. Cwt.	..	6	5	33	123	203	843	..
TOTAL, FOREIGN COUNTRIES Cwt.	106	183	383	33	116	3,277	4,756	10,677	843	2,522
TOTAL, BRITISH EMPIRE AND FOREIGN COUNTRIES .. Cwt.	108	188	57	33	130	3,327	4,866	13,173	843	3,022
<i>Asafenda (b) (III-C)—</i>										
Mesopotamia .. Cwt.	..	14	1,000
Egypt .. Cwt.
India—Bombay .. Cwt.	124	112	138	65	55	3,610	4,163	6,730	2,510	3,883
Other British Possessions .. Cwt.	5	60
TOTAL, BRITISH EMPIRE .. Cwt.	124	126	138	65	90	3,610	5,163	6,730	2,510	3,943
Asiatic Turkey—Persian Gulf .. Cwt.	55	..	33	1,600	2,768
Peria .. Cwt.	2	..	116	1,200	..	100
Other Foreign Countries .. Cwt.	4	2	55	..	180
Arabian Gulf Ports .. Cwt.	54	31	1,500
Egypt .. Cwt.	40	29	1,000
TOTAL, FOREIGN COUNTRIES Cwt.	55	..	32	98	178	1,600	..	1,255	2,680	5,258
TOTAL, BRITISH EMPIRE AND FOREIGN COUNTRIES .. Cwt.	179	126	170	163	268	5,210	5,163	7,985	5,190	9,201
<i>Camphor (c) (III-C)—</i>										
Bombay .. Lba.	238
Other British Possessions .. Lba.	..	180	558	408	337	460	585	896	510	530
TOTAL, BRITISH EMPIRE .. Lba.	238	180	558	408	337	460	585	896	510	530
Other Foreign Countries .. Lba.	..	168	84	..	200	..	350	150	..	250
TOTAL, FOREIGN COUNTRIES Lba.	..	168	84	..	200	..	350	150	..	250
TOTAL, BRITISH EMPIRE AND FOREIGN COUNTRIES .. Lba.	238	348	642	408	537	460	885	1,046	510	780

Total quantities and value of articles imported—contd.

Articles and countries of consignment.	Quantities.					Value.				
	1926-27.	1927-28.	1928-29.	1929-30.	1930-31.	1926-27.	1927-28.	1928-29.	1929-30.	1930-31.
DRUGS AND MEDICINES (excluding CHEMICALS AND NARCOTICS)—contd.										
<i>Proprietary and patent medicines (f) (III-C)</i>						Rs.	Rs.	Rs.	Rs.	Rs.
Kenya Colony Value	1 300
United Kingdom	24,713	21,702	35,263	35,017	37,117
India—Bombay	1,685	1,638	..	680	..
Other British Possessions	240	..	593	..	486
TOTAL, BRITISH EMPIRE .. Value	26,638	24,640	35,856	35,708	37,553
Austria Value
Other Foreign Countries	775	910	882	1,511	189
United States of America	1,870	2,517
TOTAL, FOREIGN COUNTRIES Value	2,645	910	882	1,511	2,706
TOTAL, BRITISH EMPIRE AND FOREIGN COUNTRIES .. Value	29,283	25,550	36,738	37,214	40,259
<i>Sarsaparilla and preparation thereof—</i>										
Other British Possessions .. Value	55
TOTAL, BRITISH EMPIRE .. Value	55
<i>Storax, including liquid storax (rose mellice)—</i>										
Other Foreign Countries .. Lbs.	168	230
TOTAL, FOREIGN COUNTRIES .. Lbs.	168	230
TOTAL, BRITISH EMPIRE AND FOREIGN COUNTRIES .. Lbs.	168	230
<i>Cod Liver Oil—</i>										
Other British Possessions .. Lbs.	56	..	364	45	..	195
TOTAL, BRITISH EMPIRE .. Lbs.	56	..	364	45	..	195
<i>Quinine Salts—</i>										
Quinine Sulphate and Bisulphate—										
Other British Possessions .. Lbs.	2	6	..	224	164	57	225	..	45	324
TOTAL, BRITISH EMPIRE .. Lbs.	2	6	..	224	164	57	225	..	45	324
<i>Quinine Salts other Sorts—</i>										
Other British Possessions .. Lbs.	21	34
United Kingdom
TOTAL, BRITISH EMPIRE .. Lbs.	21	34
TOTAL, BRITISH EMPIRE AND FOREIGN COUNTRIES .. Lbs.	21	34
<i>Saccharin—</i>										
Other British Possessions	112	473
TOTAL, BRITISH EMPIRE	112	473
Other Foreign Countries	28	100
TOTAL, FOREIGN COUNTRIES	28	100
TOTAL BRITISH EMPIRE AND FOREIGN COUNTRIES	140	573
<i>Other sorts of drugs and Medicine (j) (III-D)</i>										
Egypt Value	2,048	26,845	23,340	19,245	15,571
United Kingdom	35,490	31,810	17,440	27,370	11,223
Straits Settlements	28,332	34,142
Ceylon	37,111	24,354	27,232
India—Bombay	37,058	4,662	..	3,384	2,415
India—Calcutta	1,970	..	1,085	1,045	1,629
British Somaliland	473	791
Other British Possessions	244	..	1,885	1,668	..
Hongkong
TOTAL, BRITISH EMPIRE .. Value	1,05,982	97,972	81,652	74,963	58,075
United States of America .. Value	1,371	1,915	6,203	2,122	1,857
Egypt	10,350	..	7,436	7,659
Java	1,184	2,538	14,195	15,450
Mokha	4,120	1,500
Arabian Gulf Ports
Peria	2,700
Turkey in Asia	4,210
Italian East Africa	1,832
Masakat
Mossawah	1,474	3,277	1,735	3,421	2,625
Other Foreign Countries
Jeddah
Kamaran, etc.	4,984	2,133	1,578	2,059	..
Djibouti	6,650	1,052	1,375
France	1,641	2,596
Hodeidah	1,817	..	1,926	1,723	1,031
Germany
TOTAL, FOREIGN COUNTRIES Value	23,459	24,031	19,605	30,956	31,218
TOTAL, BRITISH EMPIRE AND FOREIGN COUNTRIES .. Value	1,29,441	1,22,013	1,01,257	1,07,919	89,293
TOTAL, VALUE OF DRUGS AND MEDICINES .. Value	1,67,833	1,59,276	1,60,474	1,51,721	1,43,103

GENERAL IMPORTS.

695

No. 7—contd.

Total quantities and value of articles imported—contd.

Articles and countries of consignment.	Quantities.					Value.				
	1926-27.	1927-28.	1928-29.	1929-30.	1930-31.	1926-27.	1927-28.	1928-29.	1929-30.	1930-31.
						Rs.	Rs.	Rs.	Rs.	
DYEING AND TANNING SUBSTANCES (III-E)										
<i>Cochineal—</i>										
Other British Possessions .. Cwt.	..	17 1/2	15
TOTAL BRITISH EMPIRE .. Cwt.	..	17 1/2	15
<i>Cutch and Gambier—</i>										
Other British Possessions .. Cwt.	..	4	3	250	100
TOTAL BRITISH EMPIRE .. Cwt.	..	4	3	250	100
<i>Aniline (a-i) (III-E)—</i>										
Bombay .. Lbs.	3,024	2,288	..	8,176	25,200	2,650	5,860	..	6,861	18,112
A. Egyptian Sudan	672	1,224
United Kingdom ..	5,000	2,568	4,256	..	5,152	9,000	2,082	4,930	..	2,400
Other British Possessions ..	560	448	..	700	630	..
TOTAL BRITISH EMPIRE .. Lbs.	8,584	9,856	4,256	8,624	31,024	12,350	7,942	4,930	7,491	21,716
<i>Triacetate</i>										
Germany ..	3,920	4,704	7,000	5,552
France	6,272	3,808	8,472	4,400	2,880	2,922
Belgium ..	43,232	21,616	22,238	38,640	81,648	52,845	19,475	31,805	43,635	72,052
Hodeidah	1,568	1,852
Other Foreign Countries ..	672	336	..	560	1,568	1,400	348	..	300	1,240
Italy	2,355	5,320	1,670	5,095
TOTAL FOREIGN COUNTRIES .. Lbs.	47,834	24,304	33,880	43,008	92,960	61,245	21,493	41,300	47,015	83,616
TOTAL BRITISH EMPIRE AND FOREIGN COUNTRIES .. Lbs.	56,418	34,160	38,136	51,632	1,24,934	73,595	29,435	46,230	54,506	1,05,364
DYES MOIST ALIZARINE EXCEEDING 20 PER CENT.										
Other Foreign Countries .. Lbs.	112	170
TOTAL FOREIGN COUNTRIES .. Lbs.	112	170
TOTAL BRITISH EMPIRE AND FOREIGN COUNTRIES .. Lbs.	112	170
DYES DRY ALIZARINE NOT EXCEEDING 40 PER CENT.										
Other British Empire .. Lbs.	112	45
TOTAL BRITISH EMPIRE .. Lbs.	112	45
Others (III-E)—										
United States of America .. Lbs.
Germany
Other Foreign Countries
TOTAL FOREIGN COUNTRIES .. Lbs.
TOTAL BRITISH EMPIRE AND FOREIGN COUNTRIES .. Lbs.
Indigo (d) (III-E)—										
Karachi .. Cwt.
United Kingdom ..	160	234	70	95	30	20,500	36,416	10,000	15,150	4,000
Egypt
Straits Settlements
India—Bombay ..	20	..	7	44	84	1,000	3,825	9,590
Other British Possessions	3	..	10	8	..	450	480	884	908
TOTAL BRITISH EMPIRE .. Cwt.	170	237	77	149	122	21,500	36,866	11,380	19,859	14,498
<i>Triacetate</i>										
France	801	85,100
Germany	46	780	670	2,700	1,05,600	75,772
Austria ..	186	110	10	..	43	23,200	12,565	1,600	..	4,930
Belgium ..	274	48,750
Hodeidah ..	1,322	1,505	634	1,495	1,495	2,11,380	2,13,255	84,710	2,19,125	1,38,905
Egypt	10	1,110	..
Mokha
Arabian Gulf Ports
Holland ..	56
Other Foreign Countries ..	7	6,950
Italy ..	64	8	4	15	1	898	280	360	1,250	140
United States of America	40	27	11,408	4,000	2,450
..	..	65	90	3,520	5,000
TOTAL FOREIGN COUNTRIES .. Cwt.	1,859	1,723	811	2,300	3,010	3,02,581	2,33,620	96,620	3,27,085	3,04,847
TOTAL BRITISH EMPIRE AND FOREIGN COUNTRIES .. Cwt.	2,029	1,960	888	2,449	3,132	3,24,281	2,70,486	1,03,000	3,46,944	3,19,345
Myrobalam extracts—										
Other British Possessions .. Cwt.	5	140
TOTAL BRITISH EMPIRE .. Cwt.	5	140
Saffron (e) (III-E)—										
India—Bombay .. Lbs.	488	905
Other British Possessions	112	505	..	206	1,050	1,566	588
TOTAL BRITISH EMPIRE .. Lbs.	..	112	488	905	505	..	206	1,050	1,566	588
France	200	1,050	1,566	588
D'ibouti	784
Other Foreign Countries	94	2	1,160
TOTAL FOREIGN COUNTRIES .. Lbs.	..	94	2	..	784	1,160
TOTAL BRITISH EMPIRE AND FOREIGN COUNTRIES .. Lbs.	..	206	435	905	1,289	..	500	1,137	1,566	1,788

Total quantities and value of articles imported—contd.

Articles and countries of consignment.	Quantities.					Value.				
	1926-27.	1927-28.	1928-29.	1929-30.	1930-31.	1926-27.	1927-28.	1928-29.	1929-30.	1930-31.
DYEING AND TANNING SUBSTANCES—contd.						Rs.	Rs.	Rs.	Rs.	Rs.
<i>Other sorts (INCLUDING lac dye) (I) (III-B)</i>										
Hongkong .. Cwt.
United Kingdom	10	1,775
Karachi	48	1,980
Malabar Coast
India—Bombay ..	6,036	4,921	4,896	4,709	5,038	1,02,909	83,735	99,535	84,169	78,520
Calcutta ..	30	1,200
Egypt
Other British Possessions ..	22	14	20	8	4	1,183	1,084	512	197	193
British Somaliland ..	15	..	6	1,810	..	1,554
Madras
TOTAL BRITISH EMPIRE Cwt.	6,103	4,935	4,930	4,712	5,042	1,07,104	84,819	1,04,456	84,366	78,713
Independent Somal Ports .. Cwt.	..	216	1,758
Italy
China
Mossawah
Holland	57	3,000
Arabian Gulf Ports
Austria
France ..	9	1,780	1,219
Italian East Africa
D'Jibouti and Obokh ..	397	163	344	403	262	44,210	56,594	40,550	40,552	22,980
Hodeidah	469	61	..	2,926	1,075
Other Foreign Countries ..	76	43	80	79	25	1,250	2,161	2,340	2,152	658
Belgium ..	358	605	1,311	204	..	40,850	94,150	1,79,245	26,500	..
Galzan
Germany ..	16	14	..	1,616	1,900	..
Mokha ..	37	1,062
United States of America ..	10	..	17	20	..	1,000	..	2,000	1,800	..
TOTAL, FOREIGN COUNTRIES Cwt.	543	1,496	1,809	851	338	97,768	1,58,808	2,32,135	72,304	24,713
TOTAL, BRITISH EMPIRE AND FOREIGN COUNTRIES .. Cwt.	6,643	6,431	6,739	5,563	5,380	2,04,872	2,43,627	3,36,591	1,56,670	1,03,426
TOTAL, VALUE OF DYEING AND TANNING SUBSTANCES .. Value	6,02,688	5,44,313	4,92,053	5,59,036	5,30,088
Earthenware and Porcelain—										
(a) Pipes of earthenware—										
United Kingdom .. Cwt.	..	480	609	646	2,736	..	3,812	4,342	4,788	16,987
Other British Possessions ..	196	1,075
Bombay	530	298	122	3,768	..	1,710	1,660	1,772	16,230
TOTAL, BRITISH EMPIRE .. Cwt.	196	1,010	907	768	6,504	1,075	5,522	6,002	6,560	30,217
Belgium	242	1,100
Other Foreign Countries	24	—5	100	20
TOTAL FOREIGN COUNTRIES	24	242-5	190	1,120
TOTAL, BRITISH EMPIRE AND FOREIGN COUNTRIES	792	6,746-5	6,750	31,337
(b) Sanitary ware—										
United Kingdom .. Value
Other British Possessions ..	42	575	65	..
TOTAL, BRITISH EMPIRE .. Value	42	575	65	..
EARTHENWARE AND PORCELAIN EARTHENWARE (O'KINDS) (III-H)—										
Hongkong .. Value	2,010
Egypt	1,860
United Kingdom	5,916	12,647	16,388	11,091	7,323
Straits Settlements	1,080	1,250	1,050	1,050	..
India—Bombay	16,809	22,951	7,955	10,780	7,689
Other British Possessions	2,061	267	706	1,792	1,411
TOTAL, BRITISH EMPIRE .. Value	26,446	36,945	28,307	24,713	16,421
Italy .. Value	2,350	..	2,931	1,706	2,544
Egypt	3,650
D'Jibouti
Mokha
Belgium	14,740	13,975	13,342	3,140	3,510
Holland	3,930	1,478	2,103
Austria	5,305
China
Japan	13,409	10,493	11,406	4,022	1,703
Arabian Gulf Ports
Other Foreign Countries	1,992	4,379	2,468	1,498	2,115
Germany	5,173	5,459	6,659	1,190	..
Trieste	3,585	1,745	..	1,180
TOTAL, FOREIGN COUNTRIES .. Value	43,169	47,331	42,481	13,124	18,162
TOTAL, BRITISH EMPIRE AND FOREIGN COUNTRIES .. Value	69,615	84,276	70,788	37,837	29,583
Electrical (a) (III-H)—										
Italy .. Value
Other Foreign Countries .. Value
TOTAL FOREIGN COUNTRIES Value
TOTAL, BRITISH EMPIRE AND FOREIGN COUNTRIES .. Value
PORCELAIN—										
Other kind (b) (III-H)—										
United Kingdom .. Value	1,418	..	2,330
Anglo Egyptian Sudan	2,835	2,000	1,250	..
Bombay	900	2,210	1,011	950	938
Other British Possessions
TOTAL, BRITISH EMPIRE .. Value	2,318	5,101	5,341	2,249	938
Holland .. Value	1,645
Japan	11,543	81,953	32,154	15,775	36,967
China
Other Foreign Countries	970	720	1,604	1,049	1,073
Germany	1,159	2,125	2,375	2,546	..
TOTAL, FOREIGN COUNTRIES Value	13,672	84,803	38,278	19,370	38,040
TOTAL, BRITISH EMPIRE AND FOREIGN COUNTRIES .. Value	15,990	89,904	43,619	21,610	38,978

697
GENERAL IMPORTS.

No. 7—contd.

Total quantities and value of articles imported—contd.

Articles and countries of consignment.	Quantities.					Value.				
	1926-27.	1927-28.	1928-29.	1929-30.	1930-31.	1926-27.	1927-28.	1928-29.	1929-30.	1930-31.
						Rs.	Rs.	Rs.	Rs.	Rs.
ELECTROPLATED WARE (III-D)—										
United Kingdom .. Value	130	108	..	73	..
Other British Possessions .. "	130	108	..	73	..
TOTAL, BRITISH EMPIRE .. Value	260	216	..	146	..
FIREWORKS (III-V)—										
Bombay .. Lbs.	6,048	822	2,352	504	896	2,750	530	1,417	600	55
Other British Possessions .. "	8,248	7,912	4,592	11,144	4,704	1,558	5,204	2,642	4,055	2,59
Hongkong .. "	1,820	1,098	1,120	2,800	1,070	1,02
United Kingdom .. "
TOTAL, BRITISH EMPIRE .. Lbs.	11,116	8,734	6,944	12,746	6,720	7,108	5,824	4,059	5,725	4,18
Germany .. "	2,688	1,232	756	1,624	1,176	2,385	1,330	..	585	1,32
Other Foreign Countries .. "	280	1,008	500	450	1,330	410	..	80
TOTAL, FOREIGN COUNTRIES .. "	2,968	2,240	756	1,624	1,736	2,835	2,660	410	585	1,62
TOTAL, BRITISH EMPIRE AND FOREIGN COUNTRIES .. "	14,084	10,974	7,700	14,370	8,456	9,943	8,484	4,469	6,310	5,78
FISH (excluding CANNED FISH)—										
FISH, DRY, UNSALTED (I.A.)—										
Perim .. Cwt.	720	727	262	485	160	7,140	7,018	8,315	5,957	2,614
Bombay .. "
Other British Possessions .. "	30	64	65	13	24	646	1,689	1,086	205	671
Somaliland .. "	436	564	539	396	140	4,942	6,763	5,303	3,659	1,354
TOTAL, BRITISH EMPIRE .. Cwt.	1,186	1,355	866	894	330	12,737	15,470	9,764	9,821	4,639
Lohia .. "	..	393	415	..	357	..	2,630	8,754	..	5,134
Persia .. "	182	1,700
Mossawah .. "	118	1,380
Kamaran, etc. .. "	119	743	698	1,909	1,393	1,925	5,055	9,612	17,550	15,935
D'Jibouti .. "	128	153	137	125	..	1,205	1,436	1,516	1,028	..
Muscat .. "	39	1,300
A. T. Persian Gulf .. "
Dunkali Coast .. "	1,221	2,154	1,693	2,686	2,768	10,020	13,242	16,306	19,807	15,772
Independent Somali Ports .. "	126	..	162	..	171	1,180	..	1,592	..	1,967
Mocha .. "	2,519	3,753	1,963	5,648	2,917	16,497	25,048	19,014	35,385	19,364
Arabian Gulf Ports .. "	2,568	4,711	3,304	6,800	6,377	22,123	56,772	27,203	46,960	39,433
Other Foreign Countries .. "	172	253	203	315	270	1,536	2,176	1,954	3,336	2,455
Hodaidah .. "	..	171	1,405
Jedjah .. "	..	152	1,500
Galzan .. "	296	2,531
TOTAL, FOREIGN COUNTRIES .. Cwt.	7,192	12,483	9,071	17,283	14,253	59,526	1,09,254	83,482	1,24,066	1,00,080
TOTAL, BRITISH EMPIRE AND FOREIGN COUNTRIES .. Cwt.	8,378	13,333	9,937	18,177	14,583	72,263	1,24,734	93,246	1,33,887	1,04,719
FISH, DRY, SALTED—(I.A.)—										
Somaliland .. Cwt.	132	146	98	90	55	2,565	1,376	1,239	1,210	1,820
Perim .. "	..	192	30	..	4,100	1,000
Other British Possessions .. "	51	56	21	2	20	1,070	500	215	18	7
TOTAL, BRITISH EMPIRE .. Cwt.	83	394	114	92	85-20	3,635	5,976	1,504	1,228	2,827
Mokha .. Cwt.	357	4,865
D'Jibouti .. "	120	193	139	1,516	2,620	1,274
Independent Somali Ports .. "	352	2,089	3,581	27,865	26,605	4,601	19,232	35,904
Arabian Gulf Ports .. "	2,817	2,187	1,450	..	2,206	..	2,000
Muscat .. "	75	106	140
Kamaran .. "
Dunkali Coast .. "	..	23	25	99	10	880	154	244	1,031	..
Other Foreign Countries .. "	131	12	1,500
Hafoon .. "
TOTAL, FOREIGN COUNTRIES .. Cwt.	3,380	2,222	706	2,381	3,816	35,060	28,259	8,561	22,883	139,408
TOTAL, BRITISH EMPIRE AND FOREIGN COUNTRIES .. Cwt.	3,563	2,616	820	2,473	3,901-20	38,695	34,235	10,065	24,111	41,735
FISHMAWS AND SHARKFINS—(I.A.)—										
Somaliland .. Cwt.	87	88	74	51	40	1,225	2,751	4,503	2,422	1,495
Other British Possessions .. "	..	17	1	..	2	..	780	130	..	38
Perim .. "	129	167	58	146	138	3,180	7,404	2,735	5,235	3,035
TOTAL, BRITISH EMPIRE .. Cwt.	166	272	133	197	180	4,405	10,935	7,868	7,657	4,588
Persia .. Cwt.	64	65	143	216	259	1,140	4,670	11,600	10,200	4,755
Kamaran, etc. .. "	188	163	250	327	384	4,510	4,728	10,438	16,358	7,137
Dunkali Coast .. "	236	249	166	70	130	5,213	4,740	19,926	7,899	6,901
Independent Somali Ports .. "	266	602	550	570	518	31,293	23,266	30,215	22,804	13,776
Mocha .. "	1,441	1,350
D'Jibouti, etc. .. "	..	40	974	1,143	1,277	32,114	31,599	61,589	44,519	29,637
Arabian Gulf Ports .. "	1,457	1,212	1,866
Mossawah .. "	1,840	2,126	897	1,741
Other Foreign Countries .. "	82	39	37	34	63	1,480	1,322	1,145
Hodaidah .. "	..	85	38	21	66	..	4,970	1,430	1,560	1,632
Lohia .. "	40	28	2,568	1,520	..
Galzan .. "	86	15	2,760	2,550
Italian East Africa .. "
TOTAL, FOREIGN COUNTRIES	2,220	2,471	2,708	80,876	91,849	1,29,435	1,05,976	69,274
TOTAL, BRITISH EMPIRE AND FOREIGN COUNTRIES	3,900	2,72	2,358	2,668	2,886	85,261	1,02,784	1,36,808	1,13,633	79,862
H. WET, SALTED (NAGAPI)—(I. A.)—										
Other British Possessions .. Cwt.	..	13	1,237	624
Egypt .. "	26
TOTAL, BRITISH EMPIRE .. Cwt.	..	13	1,237	624
Other Foreign Countries .. "	14	30	6	638	1,040	181
Egypt .. "
TOTAL, FOREIGN COUNTRIES .. Cwt.	14	30	6	638	1,040	181
TOTAL, BRITISH EMPIRE AND FOREIGN COUNTRIES .. Cwt.	14	30	6	638	1,040	181

No. 7—contd.

Total quantities and value of articles imported—contd.

Articles and countries of consignment.	Quantities.					Value.				
	1926-27.	1927-28.	1928-29.	1929-30.	1930-31.	1926-27.	1927-28.	1928-29.	1929-30.	1930-31.
FISH, excluding (CANNED FISH)—(I.A.)—contd.						Rs.	Rs.	Rs.	Rs.	
FISH, OTHER SORTS—(I.A.)—										
Other British Possessions .. Cwt.
TOTAL, BRITISH EMPIRE .. "
Other Foreign Countries .. "
TOTAL, FOREIGN COUNTRIES .. "
TOTAL, BRITISH EMPIRE AND FOREIGN COUNTRIES .. "
TOTAL, FISH .. "	15,867	19,194	13,124	23,349	21,376-20	1,97,476	2,62,377	2,40,752	2,72,671	2,20,497
FODDER, BRAN, AND POLLARDS (EXCLUDING OILCAKE)—(II-C.)—										
Austral .. Cwt.	800	2,000	..
India—Bombay .. "	7,069	3,123	1,301	4,354	424	46,151	16,633	3,407	29,207	1,603
" Karachi .. "	3,193	11,399	10,260	5,615	11,464	19,272	70,350	62,209	32,675	49,651
" Calcutta .. "
Other British Possessions .. "	25	..	22	..	1	150	5
TOTAL, BRITISH EMPIRE .. "	11,117	15,022	11,583	10,269	11,889	65,573	86,983	70,786	63,882	51,259
Italian East Africa .. Cwt.	230	1,000
Jeddah .. "	364	1,600
Arabian Gulf Ports .. "
Other Foreign Countries .. "	21	188	125	59	775	500
Mossawah .. "	3,285	17,079
Egypt .. "	200	1,450	..
D'Jibouti .. "	2,048	410	1,148	10,745	2,010	4,135
TOTAL, FOREIGN COUNTRIES .. "	5,584	410	..	388	1,637	28,883	2,010	..	2,225	6,235
TOTAL, BRITISH EMPIRE AND FOREIGN COUNTRIES .. "	16,771	15,432	11,583	10,657	13,526	94,456	88,993	70,786	66,107	57,494
FRUITS AND VEGETABLES—										
I. FRESH FRUITS AND VEGETABLES—										
(a) FRESH FRUITS—										
COCONUTS—(A-I)—(I-B.)—										
Bombay .. No.
Ceylon .. "	22,212	12,900	2,094	1,440
Zanzibar and Pemba .. "	..	15,100	1,595
Mauritius and Dependencies .. "
Other British Possessions .. "	7,409	3,000	27,341	25,106	13,150	597	266	2,280	2,109	906
TOTAL, BRITISH EMPIRE .. "	29,621	31,000	27,341	25,106	13,150	2,690	3,301	2,280	2,109	906
Other Foreign Countries .. "	6,466	9,832	13,350	11,595	4,196	584	810	901	612	365
Arabian Gulf Ports .. "
TOTAL, FOREIGN COUNTRIES .. "	6,466	9,832	13,350	11,595	4,196	584	810	901	612	365
TOTAL, BRITISH EMPIRE AND FOREIGN COUNTRIES .. "	36,037	40,832	40,691	36,701	17,346	3,276	4,111	3,181	2,721	1,271
OTHERS—(A-II)—(I-B.)—										
Egypt .. Value	11,995	1,320	4,144
Australia .. "	2,095	2,160
Zanzibar, etc. .. "	2,146	4,825	1,448
United Kingdom .. "
India—Bombay .. "	18,945	28,600	18,986	21,034	16,347
Other British Possessions .. "	408	603	121	448	1,537
Kenya Colony .. "	1,455	5,195	1,815	4,217	3,504
TOTAL, BRITISH EMPIRE .. "	34,949	39,223	22,370	29,114	27,701
Madagascar .. "
Italy .. "	32,504	25,032	21,605	36,371	10,634
Austria .. "
Other Foreign Countries .. "	1,550	1,476	2,069	1,125	511
France .. "	1,112	1,812	3,438	1,801	..
Hodeidah .. "
Egypt .. "	9,703	12,547	8,101	18,621
Trieste .. "	1,000
TOTAL, FOREIGN COUNTRIES .. "	35,168	37,523	39,659	47,398	30,766
TOTAL, BRITISH EMPIRE AND FOREIGN COUNTRIES .. "	70,115	76,746	62,029	76,512	58,467
FRESH VEGETABLES OF ALL KINDS (b) (I-B.)—										
Egypt .. Value	39,944
Suakin .. "
United Kingdom .. "
Zanzibar, etc. .. "
Malta .. "
India—Bombay .. "	8,132	4,525	2,863	7,200	3,402
" Karachi .. "	2,700
Kenya Colony .. "	5,244	13,480	3,368
Other British Possessions .. "	450	700	2,125	667	389
TOTAL, BRITISH EMPIRE .. "	98,626	5,225	10,232	21,387	9,879
Mossawah .. Value	91,127	81,668	63,243
Egypt .. "	91,225
Austria .. "	11,700
France .. "	1,166	11,650	22,760	10,300	5,198
Italy .. "	29,343	18,134	..	12,846	5,677
Trieste .. "	1,975
D'Jibouti .. "	7,129	10,855	4,130	..	4,469
Other Foreign Countries .. "	1,364	620	610	703	1,280
TOTAL, FOREIGN COUNTRIES .. "	39,007	1,82,484	1,30,336	1,05,517	81,842
TOTAL, BRITISH EMPIRE AND FOREIGN COUNTRIES .. "	1,37,533	1,37,709	1,40,568	11,26,904	91,721

Total quantities and value of articles imported—contd.

Articles and countries of consignment.	Quantities.					Value.				
	1926-27.	1927-28.	1928-29.	1929-30.	1930-31.	1926-27.	1927-28.	1928-29.	1929-30.	1930-31.
FRUITS AND VEGETABLES: DRIED, SALTED, OR PRESERVED not being CANNED OR BOTTLED—										
ALMONDS (a) (I-B)—										
Tons										
Egypt	2	2,176
India—Bombay	3	7	182	..	54	179	520
Other British Possessions
TOTAL, BRITISH EMPIRE	2-2	3	7	2,358	..	54	179	520
Kamran	21	5	9	8	17	12,570	5,150	9,180	5,940	11,680
Kondah	2	4	3	3	..	2,245	2,550	3,000	6,070	..
Hodeidah	1	..	1	..	11	1,195	..	1,970	..	1,374
Italy
Egypt	4	3	..	2,665	2,106
Persia
Mesawah
Austria
Other Foreign Countries	2	3	4	10	1	1,790	3,040	1,500	402	915
Asiatic Turkey Persian Gulf
TOTAL, FOREIGN COUNTRIES	26	16	17	16-10	21-11	17,800	13,405	16,290	12,412	16,075
TOTAL, BRITISH EMPIRE AND FOREIGN COUNTRIES	28-2	16	17-1	16-13	21-18	20,108	13,405	16,344	12,591	16,595
CURRANTS AND RESINS (b) (I-B)—										
Tons										
Egypt	3	5	3	1,890
India—Karachi	13,200	3,360	1,625
" Bombay	3	15	16	14	11	1,835	9,489	93	9,150	3,022
Other British Possessions	1	1	1/2	..	2	913	740	1,343	..	100
United Kingdom	2	2	2	4	..	1,863	..	1,258	1,421
TOTAL, BRITISH EMPIRE	4	18	21-2	21	18-2	2,748	12,092	16,616	13,768	11,168
Asiatic Turkey Persian Gulf	7	..	3	3	..	1,700	1,325	..
Hodeidah	6	2	2,430	1,040	1,510
A. Gulf Ports
Egypt	5	3	6	1,653	1,130	1,510
Mokha	7	5	3,025	2,491	..	1,200	1,365
Other Foreign Countries	8	1	2	2	2	960	200	970
TOTAL, FOREIGN COUNTRIES	23	9	10	8	8	8,165	3,821	4,133	3,655	2,875
TOTAL, BRITISH EMPIRE AND FOREIGN COUNTRIES	27	27	31-2	29	26-2	10,913	15,913	20,749	17,423	14,043
DATES (c) (I-B)—										
Tons										
Mesopotamia	6,033	7,667	4,698	3,474	..	7,65,784	9,31,442	6,24,858	5,99,704
Bahrain Islands	17	3,510
A. Egyptian Soudan	26	1,920
Somaliland	8	..	22	17	..	1,040	..	1,634	1,440
India—Bombay	25	..	154	52	26	3,990	..	17,425	6,210	3,860
" Karachi	48	103	97	218	..	7,740	12,812	13,116	26,771	..
" Cutch	98	47	..	13,000	6,606	..
Other British Possessions	7	2	1/2	3	4	86	230	24	48	449
TOTAL, BRITISH EMPIRE	171-7	6,151	7,935-3	5,037-6	3,547	24,816	7,79,866	9,65,517	6,65,127	6,06,953
Mokha	58	61	..	12	..	8,386	8,691	..	1,602	..
Arabian Gulf Ports	54	322	176	90	242	7,490	30,866	24,845	12,237	17,399
Muskat	258	323	47	33,796	40,636	6,140	..
Kondah, etc.
Asiatic Turkey Persian Gulf	2,632
Turkey in Asia	5,05,318
Italian East-Africa	167
Hodeidah	113	26,250
Mesawah	15	..	13,298
Persia	3,046	..
Other Foreign Countries	1	3	7	6	93	117	475	974	859	5,914
TOTAL, FOREIGN COUNTRIES	3,025	644	511	170	347	5,60,854	82,828	66,455	23,934	23,774
TOTAL, BRITISH EMPIRE AND FOREIGN COUNTRIES	3,196-7	6,795	8,446-3	5,207-6	3,894	5,85,670	8,62,694	10,31,972	6,89,061	6,30,727
OTHER SORTS (d) (I-B)—										
Tons										
United Kingdom	2	2	..	3	2	1,683	2,365	..	1,989	1,671
Egypt
Straits Settlements
India—Bombay	10	4	13	9	11	5,135	1,980	5,728	4,492	3,626
Mesopotamia	155	100	181	207	105	43,590	64,778	55,916	57,158	37,506
India—Karachi	1,058
Ceylon	2	6
Other British Possessions	2	2	1,000
Hong Kong	2	3	..	7	..	1,000	1,085	5,247	3,218	..
Mauritius	5	..	4	5	1	1,174	789	2,508	1,423	440
Other Foreign Countries	16	13	2,415	..	1,867	4,939	2,442
TOTAL, BRITISH EMPIRE	176	203	211	247	198	55,007	71,997	71,256	73,229	40,642

No. 7—contd.

Total quantities and value of articles imported—contd.

Articles, and countries of consignment.	Quantities.					Value.				
	1926-27.	1927-28.	1928-29.	1929-30.	1930-31.	1926-27.	1927-1928.	1928-29.	1929-30.	1930-31.
FRUITS AND VEGETABLES: DRIED, SALTED, OR PRESERVED not being CANNED OR BOTTLED—contd.										
OTHER SORTS (d) (I-B)—contd.										
Hodeidah Tons
Galzan
Italy	10	7	10	11	5	3,902	2,589	3,932	4,060	1,276
Mokha	16	1,874	..
Asiatic Turkey, Persian Gulf
Egypt	5	7	..	24	..	1,650	2,200	..	5,706
Asiatic Turkey Levant & Black Sea	8	2	..	1,900	1,990
Independent Somali Ports
Other Foreign Countries	5	8	5	9	13	1,917	1,715	1,585	2,692	3,720
TOTAL, FOREIGN COUNTRIES	15	23	22	36	44	5,819	7,854	7,777	8,626	12,692
TOTAL, BRITISH EMPIRE AND FOREIGN COUNTRIES	191	226	233	283	242	60,326	79,851	79,033	81,855	59,334
TOTAL, FRUITS AND VEGETABLES Value	8,88,441	11,90,429	13,53,876	10,07,067	8,72,158
FURNITURE, CABINETWARE AND MANUFACTURES OF WOOD—										
FURNITURE AND CABINETWARE (BEDSTEAD) (a) (III-G)—										
Bombay Value
Straits Settlements
United Kingdom	1,969	6,417	7,050	4,331	2,448
Other British Possessions	872	608	647	310	769
TOTAL, BRITISH EMPIRE	2,841	7,020	7,697	4,641	3,209
Other Foreign Countries	506	695	860	1,027	825
Germany	1,700
United States of America	1,065
TOTAL, FOREIGN COUNTRIES	506	2,695	860	1,027	1,890
TOTAL, BRITISH EMPIRE AND FOREIGN COUNTRIES	3,341	9,615	8,557	5,668	5,099
FURNITURE OF WOOD (other than BEDSTEAD) (b) (III-G)—										
Calcutta Value	1,140
Straits Settlements
United Kingdom	6,148	2,370	8,717	16,172	1,454
India—Gulf of Cutch
Bombay	2,670	2,858	4,235	1,950	..
Other British Possessions	2,409	510	1,682	1,589	900
Malabar coast
Ceylon
TOTAL, BRITISH EMPIRE	11,227	6,873	14,634	19,661	2,354
Trieste Value	4,235	2,636	2,329	..
France	1,602	1,325	..	1,606
Italy	1,100	1,100	..
Arabian Gulf Ports	1,073	..	4,338
Hodeidah
Austria	3,170
Germany	1,100	1,786	..
Other Foreign Countries	2,230	2,448	1,812	1,156	2,385
Egypt	1,952
U. S. of America
TOTAL, FOREIGN COUNTRIES	6,473	7,732	14,163	8,320	3,991
TOTAL, BRITISH EMPIRE AND FOREIGN COUNTRIES	17,700	14,605	28,797	25,981	6,345
FURNITURE OF OTHER MATERIALS (other than BEDSTADS) (c) (III-G)—										
Tanganyika Territory Value	7,800	..
Calcutta	3,580	1,348
Straits Settlements	6,208	14,036	2,337	6,220	8,320
United Kingdom	21,840	21,468	6,583	6,534	5,223
Bombay	945	705	648	1,041	1,745
Other British Possessions	1,033
Egypt
Zanzibar
TOTAL, BRITISH EMPIRE	30,026	39,789	10,910	15,595	15,793
Trieste Value	2,250	..	2,380	..
Other Foreign Countries	2,591	1,533	1,162	1,275	3,427
Austria
France	1,230	2,250
Djibouti
Germany	7,181	6,815	10,900	3,335	3,872
Italy	1,600
Hodeidah
Japan	3,352	9,600	2,120	2,360	4,408
Belgium	1,840	..
U. S. of America	5,380	4,249	1,822
Egypt	1,286	6,854	1,026	..
TOTAL, FOREIGN COUNTRIES	18,404	26,963	25,408	12,216	12,707
TOTAL, BRITISH EMPIRE AND FOREIGN COUNTRIES	48,430	66,752	36,324	27,811	28,500
Mouldings
Other British Possessions	875
TOTAL, BRITISH EMPIRE	875
Other Foreign Countries	180
TOTAL, FOREIGN COUNTRIES	180
TOTAL, BRITISH EMPIRE AND FOREIGN COUNTRIES	875	180
TOTAL VALUE OF FURNITURE	69,471	91,847	78,673	59,460	40,124

Total quantities and value of articles imported—contd.

Articles and countries of consignment.	Quantities.					Value.				
	1926-27.	1927-28.	1928-29.	1929-30.	1930-31.	1926-27.	1927-28.	1928-29.	1929-30.	1930-31.
GELATINE—										
Other British Possessions .. Cwt.	4	5	8	6	4	Rs.	Rs.	Rs.	Rs.	Rs.
TOTAL, BRITISH EMPIRE .. "	4	5	8	6	4	235	270	163	399	341
GLASS AND GLASSWARE—										
<i>Bars (a) (III-F)—</i>										
India—Bombay .. Value	11,092	8,102	3,280	3,070	4,630
Other British Possessions .. "	300	..	40	90	..
Calcutta .. "
Egypt .. "
United Kingdom .. "
TOTAL, BRITISH EMPIRE .. "	11,992	8,102	3,320	3,160	4,630
Trieste .. Value	8,879	5,235	12,782	12,788
Japan .. "	1,810	1,180	1,980	1,520
Austria .. "
Germany .. "	14,970	3,455
Other Foreign Countries .. "	1,510	980	1,260	118	..
Egypt .. "	480	3,367	..	1,400	565
TOTAL, FOREIGN COUNTRIES .. "	16,960	18,501	7,675	16,280	14,871
TOTAL, BRITISH EMPIRE AND FOREIGN COUNTRIES .. "	28,952	26,603	10,995	19,390	19,501
<i>Beads and false pearls (b) (III-H)—</i>										
Calcutta .. Cwt.
India—Bombay .. "	44	7	..	17	19	3,220	1,450	..	1,490	1,275
Egypt .. "	22	2,700
Other British Possessions .. "	..	1	15	6	100	930	570	..
United Kingdom .. "	185	33	11	7,205	4,180	1,000
TOTAL, BRITISH EMPIRE .. "	251	41	26	23	19	13,215	5,730	1,930	2,060	1,275
Austria .. "	700	99,547
Germany .. "	343	364	110	28	9	19,345	16,595	7,761	3,368	1,025
Italy .. "	167	54	26	..	45	15,221	4,379	1,408	..	1,815
Trieste .. "	..	591	451	356	356	..	58,172	38,169	33,152	30,967
Egypt .. "	..	23	1,400
Japan .. "	28	19	21	1,955	1,747	1,910
Other Foreign Countries .. "	37	15	11	22	10	2,828	1,270	830	1,180	637
Belgium .. "
TOTAL, FOREIGN COUNTRIES .. "	1,247	1,047	620	425	441	1,36,941	81,816	50,122	39,447	36,354
TOTAL, BRITISH EMPIRE AND FOREIGN COUNTRIES .. "	1,498	1,088	652	448	460	1,50,156	87,546	52,052	41,507	37,629
<i>Bottles and phials—</i>										
<i>Soda water bottles (c) (III-H)—</i>										
Zanzibar .. Gross
India—Bombay .. "
United Kingdom .. "	55	47	1,919	1,680
Somaliand .. "	444	407	408	362	411	27,059	24,219	23,358	21,005	24,850
Other British Possessions .. "	35	..	4	1,228	..	238
TOTAL, BRITISH EMPIRE .. "	499	454	443	362	415	28,978	25,899	24,586	21,005	25,088
D'Jibouti .. "	100	..	18	4,095	..	1,045
Germany .. "	128	19	49	120	32	5,317	2,895	3,333	4,760	1,030
Hodeidah .. "	19	44	1,185	2,633
Other Foreign Countries .. "	32	18	..	19	5	1,812	1,037	450	1,027	221
TOTAL, FOREIGN COUNTRIES .. "	155	37	158	167	69	7,129	3,932	7,883	6,972	4,979
TOTAL, BRITISH EMPIRE AND FOREIGN COUNTRIES .. "	654	491	601	529	514	36,107	29,831	32,469	27,977	30,067
<i>Other sorts (d) (III-B)—</i>										
India—Bombay .. Gross	1,194	..	428	386	478	3,574	..	1,445	1,915	1,385
United Kingdom .. "	..	238	282	142	1,838	1,040	1,094	..
Somaliand .. "
Other British Possessions .. "	131	119	28	..	30	598	872	382	..	220
TOTAL, BRITISH EMPIRE .. "	1,325	357	738	528	508	4,172	2,710	3,776	3,009	1,605
Germany .. "	347	1,053
Other Foreign Countries .. "	5	84	173	157	461	36	897	778	635	881
Japan .. "	3,941	7,070	1,642	7,331	8,062	11,999	18,972	3,421	12,213	8,492
TOTAL, FOREIGN COUNTRIES .. "	4,293	7,154	1,815	7,488	8,523	13,088	14,369	4,199	12,348	9,373
TOTAL, BRITISH EMPIRE AND FOREIGN COUNTRIES .. "	5,618	7,511	2,553	8,016	9,026	17,260	17,079	7,975	15,357	10,978
<i>Funnels, globes and glass parts of lamps (d) (III-H)—</i>										
Egypt .. Value	1,530
United Kingdom .. "	2,177	3,901
Bombay .. "
Other British Possessions .. "	1,041	275	939	1,460	1,002
TOTAL, BRITISH EMPIRE .. "	4,748	4,176	939	1,460	1,002
Trieste .. "	7,790	6,687	8,570	6,223
Austria .. "
Hodeidah .. "
U. S. of America .. "	18,160
Other Foreign Countries .. "	3,420	2,898	2,531	2,478	3,023
Germany .. "	70	1,360	775	678	840
TOTAL, FOREIGN COUNTRIES .. "	6,678	5,891	4,986	3,975	5,263
TOTAL, BRITISH EMPIRE AND FOREIGN COUNTRIES .. "	28,328	17,439	14,930	15,701	15,359
TOTAL, BRITISH EMPIRE AND FOREIGN COUNTRIES .. "	33,071	21,615	15,860	17,161	16,361

GENERAL IMPORTS.

SEA-BORNE TRADE.

No. 7—contd.

Total quantities and value of articles imported—contd.

Articles, and countries of consignment.	Quantities.					Value.				
	1926-27.	1927-28.	1928-29.	1929-30.	1930-31.	1926-27.	1927-28.	1928-29.	1929-30.	1930-31.
GLASS AND GLASSWARE—contd.										
<i>Sheet and plate (a) (III-H)—</i>										
United Kingdom .. Sqr. ft. & Cwt.	1,114	1,114	..	1,114	911	1,472	2,100	..	1,575	1,040
Bombay ..	18	4	..	108	..	150	112	400	56	175
Other British Possessions
TOTAL, BRITISH EMPIRE ..	1,132	1,118	..	1,222	911	1,622	2,212	400	1,631	1,215
Holland
Belgium
Austria
Other Foreign Countries	1,105
TOTAL, FOREIGN COUNTRIES	5,540	8,375	2,525	5,225	5,688
TOTAL, BRITISH EMPIRE AND FOREIGN COUNTRIES ..	1,132	1,118	..	1,222	911	7,162	5,587	2,925	6,856	6,903
<i>Tableware including decanters, tumblers, etc., (f) (III-H)—</i>										
United Kingdom .. Value.
Bombay
Other British Possessions
TOTAL, BRITISH EMPIRE	380	1,656	867	727	210
U. S. of America
Germany	1,455	1,070
Japan	2,355	2,217
Belgium
Other Foreign Countries	2,710	753	1,008	1,456	950
TOTAL, FOREIGN COUNTRIES	4,550	2,208	1,008	3,811	4,237
TOTAL, BRITISH EMPIRE AND FOREIGN COUNTRIES	4,880	3,864	1,875	4,588	4,447
<i>Other glassware (g) (III-H)—</i>										
Straits Settlements	2,290	4,650	5,916	2,748	..
Egypt
United Kingdom	4,873	4,754	5,255	4,487	3,185
India—Bombay	3,082	2,100	2,225
Other British Possessions	12	1,428	300	919	796
TOTAL, BRITISH EMPIRE	10,257	12,932	13,696	8,154	3,981
U. S. of America	1,023	1,186	1,306
Austria	10,877
Germany	6,468	10,386	5,568	7,189	3,064
A. Gulf Ports
Japan	1,480	2,747	3,227	2,461	3,025
Other Foreign Countries	1,725	1,055	1,740	1,310	2,061
Belgium	1,470
Trieste	8,318	7,542	8,400	5,986
TOTAL, FOREIGN COUNTRIES	21,573	23,976	19,367	20,546	15,442
TOTAL, BRITISH EMPIRE AND FOREIGN COUNTRIES	31,830	36,908	33,063	28,700	19,373
TOTAL, GLASSWARE	3,09,418	2,29,038	1,57,228	1,61,986	1,45,209
GLUE—										
Other British Possessions .. Cwt.	18	7	17	15	—30	591	138	545	235	12
TOTAL, BRITISH EMPIRE ..	18	7	17	15	—30	591	138	545	235	12
Other Foreign Countries ..	10	2	5	290	70	200
TOTAL, FOREIGN COUNTRIES ..	10	2	5	290	70	200
TOTAL, BRITISH EMPIRE AND FOREIGN COUNTRIES ..	28	9	22	15	—30	881	208	745	235	12
GRAIN, PULSE AND FLOUR										
<i>Barley (I. O.)—</i>										
India—Karachi .. Tons	..	47	21	12	25	..	7,595	4,375	2,180	3,250
India—Bombay	8	1,080
India—Calcutta
Other British Possessions	2	..	2	6	..	240	..	540	960
TOTAL, BRITISH EMPIRE	49	29	14	31	..	7,835	5,405	2,670	4,210
Djibouti
Perala
Other Foreign Countries ..	1	4	100	610
TOTAL, FOREIGN COUNTRIES ..	1	4	100	610
TOTAL, BRITISH EMPIRE AND FOREIGN COUNTRIES ..	1	49	29	14	35	100	7,835	5,405	2,670	4,820
<i>Beans, (dry) (I. O.)—</i>										
Bombay
Other British Possessions
United Kingdom ..	3	4	1	2	2	849	845	325	723	741
TOTAL, BRITISH EMPIRE ..	3	4	4	2	2	849	845	1,432	723	741
Mossawah	24	..	6,270	3,280	..
Djibouti ..	36	7	1,008
Italian East Africa
Mokha ..	27	65	57	51	76	4,087	10,336	9,578	7,838	8,936
Other Foreign Countries ..	1	6	5	3	6	170	1,246	955	536	915
Hodeidah ..	9	13	..	14	..	1,598	1,730	..	2,360	..
TOTAL, FOREIGN COUNTRIES ..	73	84	62	92	89	12,125	13,302	10,533	14,014	10,859
TOTAL, BRITISH EMPIRE AND FOREIGN COUNTRIES ..	76	88	66	94	91	12,974	14,147	11,965	14,737	11,600

No. 7—contd.

General quantities and value of articles imported—contd.

Articles, and countries of consignment.	Quantities.					Value.				
	1926-27.	1927-28.	1928-29.	1929-30.	1930-31.	1926-27.	1927-28.	1928-29.	1929-30.	1930-31.
						Rs.	Rs.	Rs.	Rs.	Rs.
GRAIN, PULSES AND FLOUR—contd.										
<i>Grain (I. C.)—</i>										
India—Bombay	398	370	384	334	415	61,482	67,190	65,255	63,615	64,811
India—Karachi	67	128	116	72	132	12,150	24,127	20,757	15,077	21,311
Zanzibar	7	..	4	1,200	..	800	..
Other British Possessions
TOTAL, BRITISH EMPIRE	465	505	500	410	547-3	73,632	92,517	86,012	79,492	86,241
Mossawah	22	7	..	3,295	1,160	..
Arabian Gulf Ports	4	6	..	2	472	510	1,112	59	37
Other Foreign Countries	2	2,700
Djibouti	18
TOTAL, FOREIGN COUNTRIES	42	4	6	7-6	2	6,467	510	1,112	1,210	37
TOTAL, BRITISH EMPIRE AND FOREIGN COUNTRIES	507	509	506	417-6	549-3	80,099	93,027	87,124	80,702	86,278
<i>Jowar and Bajra (I. C.)—</i>										
Tanganyika Territory	173	63	27,406	8,190
Zanzibar	158	146	23,845	31,436
Anglo-Egyptian Sudan	44	..	32	140	6,900	3,150	18,201
India—Bombay	178	5,576	10,467	4,302	1,741	25,965	9,02,278	14,88,148	6,50,082	1,90,671
India—Karachi	8	196	22	98	..	1,215	28,828	3,148	14,497	..
India—Calcutta	8	1,200	..
India—Burmah—Bangoon	111	..	78	16,280	..	11,050	..
Mesopotamia	17	149	248	1,968	21,746	33,605	..
India—Burmah—Other Ports
Somaliand
Other British Possessions	12	4	3	6	10	1,070	25	314	772	1,021
Perim	12	..	13	1,030	..	1,300	..
Kenya Colony	24	423	3,425	55,352
TOTAL, BRITISH EMPIRE	198	6,310-4	11,273	4,785	1,891	28,260	10,11,975	16,08,334	7,15,656	2,09,896
Mossawah	15	2,067
Perim	15	14	1,460	1,551
Lohia	270	..	55	446	353	28,061	..	6,665	45,614	37,592
Jeddah
Arabian Gulf Ports	19	2,391
Hodeidah	394	24	59	180	284	39,445	1,980	7,347	20,067	27,005
Djibouti	22	2,310	..
Galzan	245	81	170	26,180	8,414	16,556
Mozambique	68	95	10,848	6,800
Kamaran, etc.	30	..	38	301	385	2,980	..	4,700	31,085	37,454
Dunkali Coast	40	..	1,598	3,912
Other Foreign Countries	6	13	9	5	5	890	..	1,108	545	486
Mokha	1,795	979	376	1,980	1,393	1,77,387	96,429	40,192	2,06,380	1,88,332
Konfa	78	36	9,792	3,560
TOTAL, FOREIGN COUNTRIES	2,852	1,016	532	3,083	2,790	2,38,476	1,00,007	60,007	3,25,213	2,75,115
TOTAL, BRITISH EMPIRE AND FOREIGN COUNTRIES	3,050	7,326-4	11,805	7,868	4,681	3,16,726	11,11,982	16,63,341	10,40,869	4,85,011
<i>Oats (I. C.)—</i>										
India—Bombay
Other British Possessions
TOTAL, BRITISH EMPIRE
TOTAL, BRITISH EMPIRE AND FOREIGN COUNTRIES
<i>Pulse (I. C.)—</i>										
India—Bombay	152	286	180	115	96	38,381	61,992	36,326	32,239	26,231
India—Karachi	27	33	43	5	47	7,280	8,645	11,322	10,800	11,007
India—Calcutta	25	28	21	89	60	7,160	7,666	6,155	11,040	13,008
United Kingdom	5	3	1,379	1,188
Other British Possessions	1	4	3	19	1	170	65	1,024	229	123
Madras
TOTAL, BRITISH EMPIRE	210	350-4	197	159-19	204	54,370	79,456	54,827	54,308	50,424
Kamaran	21	52	60	..	1,400	2,861	5,219	5,611
Mossawah	14
Mokha
Arabian Gulf Ports	199	520	98	262	219	20,390	56,568	12,060	27,129	21,062
Djibouti	5	1,051
Other Foreign Countries	11	10	1,470	7,225
Hodeidah	7	8	855	565	1,211	1,260	759
Jeddah	181	120	77	446	490	21,603	13,195	9,017	45,274	48,704
Lohala	4	1,800
TOTAL, FOREIGN COUNTRIES	398	659	217	809	737	44,318	71,728	27,000	88,187	88,391
TOTAL, BRITISH EMPIRE AND FOREIGN COUNTRIES	608	1,009-4	414	968-19	941	99,188	151,184	81,827	1,37,445	1,33,815

Total quantities and value of articles imported—contd.

Articles, and countries of consignment.	Quantities.					Value.				
	1926-27.	1927-28.	1928-29.	1929-30.	1930-31.	1926-27.	1927-28.	1928-29.	1929-30.	1930-31.
GRAIN, PULSE AND FLOUR—contd.						Rs.	Rs.	Rs.	Rs.	Rs.
<i>Rice not in the husk (I. C.)—</i>										
Somaliand Tons		5			41					5,525
Straits Settlements	780	2,728	3,242	1,115	819	1,49,023	1,180			1,28,720
India—Bombay	2,305	4,937	6,375	4,158	4,686	4,75,357	5,25,494	5,72,480	1,99,370	6,35,009
India—Karachi							10,55,561	12,79,262	7,35,764	
India—Madras Other Ports										
India—Calcutta	4,079	7,564	6,925	4,899	4,055	9,62,074	16,58,970	15,15,919	9,96,993	7,17,360
India—Burmah Other Ports										
Ontch and Kathiawar										
United Kingdom	1	2	8	2	3	280	358	1,599	253	476
Other British Possessions	88	85	320	907	1,046	19,080	17,100	55,012	1,54,657	1,17,492
Rangoon										
TOTAL, BRITISH EMPIRE	7,208	15,321	16,870	11,081	10,650	16,06,147	32,59,613	34,24,222	20,87,037	16,05,092
Independent Small Ports										
Egypt				30					6,088	
Kamaran and Fusan										
Mosawah				6					1,159	
Arabian Gulf Ports										
Djedda			6					1,127		
Tonkin										
Other Foreign Countries	7	2	5	6	4	72	297	881	1,141	627
TOTAL, FOREIGN COUNTRIES	7	2	11	42	4	72	297	2,008	8,388	627
TOTAL, BRITISH EMPIRE AND FOREIGN COUNTRIES	7,208-7	15,323	16,881	11,123	10,654	16,06,219	32,59,910	34,26,230	20,95,425	16,05,719
<i>Rice in the husk (I. C.)—</i>										
Other British Possessions										
TOTAL, BRITISH EMPIRE										
<i>Rice flour (I. C.)—</i>										
Other British Possessions										
TOTAL, BRITISH EMPIRE										
<i>Wheat (I. C.)—</i>										
Kenya Colony			79					18,920		
India—Bombay	159	363	200	244	201	44,025	1,08,065	54,244	62,349	46,542
India—Karachi		24		11	32		5,300	9,950	2,940	5,655
India—Calcutta		1		10					2,010	
Zanzibar			80	1	5				20	884
Other British Possessions	2		29	19		450		6,500	4,315	
Australia										
TOTAL, BRITISH EMPIRE	161	387	338	284-1	238	44,475	1,08,365	86,014	71,584	53,081
Arabian Gulf Ports										
Djibouti and Obokh	140				41	30,195				6,730
Other Foreign Countries	4	1	3	2	1	800	243	786	618	35
Mosawah										
TOTAL, FOREIGN COUNTRIES	144	1	3	2	41-1	30,995	243	786	618	6,765
TOTAL, BRITISH EMPIRE AND FOREIGN COUNTRIES	305	388	341	286-1	279-1	75,470	1,08,608	86,800	72,152	59,846
<i>Wheat Flour (I. C.)—</i>										
Egypt	13					2,680				
Ceylon	26					6,000				
Canada			31	3	34			8,200	10,225	7,143
United Kingdom		5			5	5,020	1,470		3,964	1,046
India—Bombay	25	3,964	2,502	2,336	1,665	9,80,708	8,76,325	5,08,749	4,39,713	2,42,407
India—Karachi	4,317	5,338	5,756	3,638	4,039	7,46,007	11,77,312	13,08,300	7,18,410	5,63,010
India—Calcutta	3,282		23					610		
Other British Possessions		7	1	6	5	40	1,445	159	1,202	970
Australia	226	575	1,636	2,140	1,597	54,300	1,32,313	3,43,495	4,44,217	2,25,071
TOTAL, BRITISH EMPIRE	7,899-4	9,839	9,949	8,180	7,845	17,94,755	21,38,865	20,77,513	16,12,731	10,44,652
U. S. of America		24	4	4	7		6,550	1,200	1,132	1,037
France				10					1,516	
Djibouti	71				34	16,210				3,560
Germany				5					1,000	
Italy		10					2,700			
Other Foreign Countries	5	5	11	10	7	665	971	1,390	1,736	1,044
Jeddah					49					8,013
TOTAL, FOREIGN COUNTRIES	76	39	15	97	97	16,875	10,221	3,090	5,384	13,704
TOTAL, BRITISH EMPIRE AND FOREIGN COUNTRIES	7,965-4	9,928	9,964	8,209	7,442	18,11,630	21,99,086	20,80,603	16,13,115	10,58,356

Total quantities and value of articles imported—contd.

Articles, and countries of consignment.	Quantities.					Value.				
	1926-27.	1927-28.	1928-29.	1929-30.	1930-31.	1926-27.	1927-28.	1928-29.	1929-30.	1930-31.
GRAIN PULSE AND FLOUR—contd.						Rs.	Rs.	Rs.	Rs.	Rs.
<i>Other Sorts (I. C.)—</i>						1,000
Straits Settlements Tons	3
Zanzibar	25	10	6,800	7,040	2,770
India—Calcutta	26	..	14	17	8	5,634	2,873	4,037	4,805	2,280
India—Bombay	18	9
India—Karachi
United Kingdom
Somaliand
Other British Possessions	98	985	612	242	236
British East Africa
TOTAL, BRITISH EMPIRE	47-7	38	28	18	10	13,532	10,848	7,419	5,047	2,466
Mokha	247	85	21	193	20	25,898	8,598	2,201	22,420	1,850
Italian East Africa
Hodeidah	36	4,325
Java
Other Foreign Countries	7	3	9	13	14	1,020	338	1,052	1,779	1,667
Djibouti and Obokh
Arabian Gulf Ports
TOTAL, FOREIGN COUNTRIES	290	87	30	206	34	30,738	8,876	3,258	24,199	3,517
TOTAL, BRITISH EMPIRE AND FOREIGN COUNTRIES	337-7	125	58	224	44	44,270	19,724	10,672	29,246	5,983
TOTAL, GRAIN, PULSE AND FLOUR	20,052-18	34,745-8	40,064	29,204-6	24,766-4	40,46,676	69,65,503	74,53,967	50,91,861	34,51,770
GRAPHITE CRUCIBLES (III-V)—										
Other British Possessions Cwt.	9	11	5	10	5	326	449	152	408	180
TOTAL, BRITISH EMPIRE	9	11	5	10	5	326	449	152	408	180
GUMS AND RESINS—										
<i>Arabic (a) (II-D)—</i>										
A. E. Sudan Cwt.	800	17,000
Somaliand	1,775	216	400	2,295	1,886	40,152	4,567	9,872	74,849	47,121
India—Bombay	298	77	47	5,240	1,810	1,055
Other British Possessions	28	17	610	495
Egypt
Straits Settlements	32	1,000
Tanganika Territory	90	1,210
TOTAL, BRITISH EMPIRE	1,835	233	1,498	2,372	2,023	41,762	5,062	31,612	76,659	49,386
Djibouti
France
Mossawah	562	1,062	3,016	848	..	13,660	16,060	64,202	18,870	..
Konfdah	108	474	1,915	401	..	2,100	10,720	39,618	7,360
Gaizan	76	..	57	1,780	..	1,090
Mokha	54	1,230
Independent Somali Ports	294	508	441	1,111	2,096	4,698	10,857	10,591	30,619	40,833
Italian East Africa	358	..	258	109	1,108	7,870	..	5,224	1,980	27,780
Jeddah	53	67	1,060	1,900
Hodeidah	86	1,690	..
Arabian Gulf Ports	85	2,636
Other Foreign Countries	53	74	16	5	..	1,048	1,850	416	90	..
Kamaran, etc.	1,086	265	950	843	267	21,201	6,880	14,540	17,055	5,850
TOTAL, FOREIGN COUNTRIES	2,407	2,017	5,231	4,969	4,081	49,747	37,047	1,07,473	1,10,932	86,999
TOTAL, BRITISH EMPIRE AND FOREIGN COUNTRIES	4,242	2,250	6,729	7,341	6,104	91,509	42,109	1,39,085	1,87,641	1,36,385
<i>Benjamin (b) (II-D)—</i>										
Straits Settlements	820	963	828	646	676	40,445	54,060	48,100	40,860	40,621
India—Bombay	321	551	625	155	84	18,390	35,185	35,300	7,095	1,620
Other British Possessions	35	..	2	40	..	1,090	..	100	960
Hongkong
TOTAL, BRITISH EMPIRE	1,141	1,549	1,453	803	800	58,835	90,315	83,400	48,055	43,201
Java	48	3,050
China	20	1,300	..
Other Foreign Countries	7	17	550	1,800
Perak	68	2,720
TOTAL, FOREIGN COUNTRIES	7	133	20	550	7,070	1,300	..
TOTAL, BRITISH EMPIRE AND FOREIGN COUNTRIES	1,141	1,556	1,586	823	800	58,835	90,865	90,470	49,355	43,201
<i>Olibanum or frankincense (c) (II-D)—</i>										
India—Bombay
Somaliand	344	656	1,314	2,855	1,577	6,385	18,134	32,154	60,158	31,419
Other British Possessions	3	5	70	115
Egypt
TOTAL, BRITISH EMPIRE	344	659	1,319	2,855	1,577	6,385	18,204	32,269	60,158	31,419
Mokha	200	4,500
Ras Hafon	61	46	1,590	1,060	..
Independent Somali Ports	1,855	2,723	7,364	11,601	8,830	34,744	71,545	1,47,709	2,41,353	1,42,633
Arabian Gulf Ports	11,695	14,327	19,980	6,864	10,519	1,99,277	3,41,761	3,08,230	1,43,743	1,50,435
Djibouti
Other Foreign Countries	30	28	59	26	..	760	825	1,520	505	1,265
Mascat	114	1,940
Kamaran	56
TOTAL, FOREIGN COUNTRIES	13,694	17,339	21,414	18,537	19,450	2,86,711	4,19,751	4,59,099	3,86,661	2,94,333
TOTAL, BRITISH EMPIRE AND FOREIGN COUNTRIES	14,038	17,998	22,733	21,392	21,927	2,48,996	4,37,955	4,11,368	4,46,819	3,25,802

No. 7—contd.
Total quantities and value of articles imported—contd.

Articles, and countries of consignment.	Quantities.					Value.				
	1926-27.	1927-28.	1928-29.	1929-30.	1930-31.	1926-27.	1927-28.	1928-29.	1929-30.	1930-31.
GUMS AND RESINS—contd.										
<i>Resin (d) (II-D)—</i>						Rs.	Rs.	Rs.	Rs.	Rs.
United Kingdom .. Owt.	58		93	63	122	1,180		1,867	2,055	1,830
India—Bombay ..	1	98	69	89	73	26	1,460	500	650	545
Other British Possessions ..										
TOTAL, BRITISH EMPIRE ..	59	98	162	102	195	1,206	1,460	2,367	2,705	2,375
Italian East Africa ..										
Other Foreign Countries ..				25					250	
TOTAL, FOREIGN COUNTRIES ..				25					250	
TOTAL, BRITISH EMPIRE AND FOREIGN COUNTRIES ..	59	98	162	127	195	1,206	1,460	2,367	2,955	2,375
<i>Other Resins (e) (II-D)—</i>										
Mesopotamia ..		377					11,440			
Perim ..	210					8,850				
Egypt ..										
United Kingdom ..	213					10,225				
Straits Settlements ..	1,726	1,531	7,213	4,735	2,083	43,609	61,665	2,02,555	1,16,800	47,741
Somaliand ..	203	32	97			9,091	1,610	4,025		
India—Bombay ..	27		3	23	174	230		100	740	1,517
Other British Possessions ..										
Hongkong ..										
TOTAL, BRITISH EMPIRE ..	2,379	1,940	7,313	4,758	2,257	72,055	74,715	2,06,680	1,17,540	49,258
Kamaran, etc. ..	194	45	57	157		5,100	1,740	2,125	4,370	
Mossawah ..		37	44				1,014	1,320		
Mokha ..	140					5,539				
Asiatic Turkey, Persian Gulf ..		43	848	15	210		8,800	19,505	2,700	13,150
Egypt ..	4,432	6,238	14,500	11,236	8,846	1,01,130	1,49,264	3,22,614	2,27,479	2,02,665
Independent Somali Ports ..	270	296	1,207	1,031	357	5,235	9,070	47,682	33,326	6,976
Italian East Africa ..	2,521	3,341	2,950	2,914	431	62,179	76,766	70,237	71,248	8,344
Arabian Gulf Ports ..	46	234	160	145	463	2,000	7,120	6,350	5,300	10,668
Faria ..					9					1,200
Germany ..		31	26				1,970	1,600		
Djibouti ..			42		233			1,260		3,489
Ras Hafon ..	62	38	47	85	56	1,780	1,064	1,910	1,830	1,177
Other Foreign Countries ..					11					1,580
Greece ..										
Hodeidah ..										
Austria ..	41					5,750				
Trieste ..		29					4,800			
Konfidah ..			218					7,556		
U. S. of America ..				28					2,000	
TOTAL, FOREIGN COUNTRIES ..	7,706	10,432	19,599	15,611	10,616	1,88,713	2,59,108	4,82,659	3,47,253	2,49,249
TOTAL, BRITISH EMPIRE AND FOREIGN COUNTRIES ..	10,085	12,372	26,912	20,369	12,873	2,60,768	3,33,823	6,89,339	4,64,793	2,98,507
TOTAL, GUMS AND RESINS ..	29,565	34,274	58,122	50,052	40,999	6,55,414	9,06,212	14,12,629	11,51,563	8,06,270
HAIR AND MANUFACTURES OF HAIR—										
<i>Hair of all kinds.—</i>										
Jiddah ..		72					1,270			
Other Foreign Countries ..	9					150				
TOTAL FOREIGN COUNTRIES ..	9	72				150	1,270			
Other British Possessions ..	7	10	4	2	2	150	264	150	60	61
TOTAL BRITISH EMPIRE ..	7	10	4	2	2	150	264	150	60	61
TOTAL, BRITISH EMPIRE AND FOREIGN COUNTRIES ..	16	82	4	2	2	300	1,534	150	60	1
<i>Manufactures of hair (other than toilet requisite) (III-V)—</i>										
Other British Possessions ..							40			
TOTAL BRITISH EMPIRE ..							40			
HARDWARE excluding CUTLERY AND ELECTRO PLATED WARE—										
<i>Agricultural Implements (a) (III-D)—</i>										
United Kingdom .. Value						1,828	1,904	1,360	43	367
Other British Possessions ..						725	1,070			
Hong Kong ..										
Bombay ..										
TOTAL, BRITISH EMPIRE ..						2,553	2,974	1,360	43	367
Austria ..										
Mossawah ..										
Other Foreign Countries ..						100	686	230		
U. S. of America ..										
Italy ..										
TOTAL, FOREIGN COUNTRIES ..						100	686	230		
TOTAL, BRITISH EMPIRE AND FOREIGN COUNTRIES ..						2,653	3,660	1,640		367
<i>Buckets of tinned or galvanized iron (b) (III-D)—</i>										
Bombay ..								1,230	7,448	1,794
United Kingdom ..						3,270	5,557	11,836	305	591
Other British Possessions ..						835	575	16		
TOTAL, BRITISH EMPIRE ..						4,105	6,132	13,132	7,753	2,385
Other Foreign Countries ..						448	333		701	30
TOTAL, BRITISH EMPIRE AND FOREIGN COUNTRIES ..						4,553	6,515	13,132	8,454	2,639
<i>Builders' hardware, such as locks, hinges, door bolts, etc. (c) (III-D)—</i>										
United Kingdom .. Value						5,825	2,106	4,088	5,900	7,969
India—Bombay ..						695	648	2,060	908	535
Other British Possessions ..										
TOTAL, BRITISH EMPIRE ..						6,520	2,754	6,148	6,808	8,504
Germany ..						2,905	3,130	2,365		2,516
United States ..										
Austria ..										
Holland ..										
Other Foreign Countries ..						189	425	1,000	2,450	835
Sweden ..						2,190	1,535			
Belgium ..										
TOTAL, FOREIGN COUNTRIES ..						5,284	5,090	3,365	2,450	3,351
TOTAL, BRITISH EMPIRE AND FOREIGN COUNTRIES ..						11,804	7,844	9,513	9,255	11,855

Total quantities and value of articles Imported—contd.

Articles, and countries of consignment.	Quantities.					Value.				
	1926-27.	1927-28.	1928-29.	1929-30.	1930-31.	1926-27.	1927-28.	1928-29.	1929-30.	1930-31.
						Rs.	Rs.	Rs.	Rs.	
HARDWARE excluding CUTLERY AND ELECTRO-PLATED WARE—contd.										
<i>Domestic hardware, other than enamelled iron ware (III-D)—</i>										
Bombay Value	1,859	6,8
United Kingdom	10,149	17,854	11,667	8,116	7,
Egypt	410	822	580	838	7,
Other British Possessions	7,1
TOTAL, BRITISH EMPIRE	11,918	18,176	12,197	8,954	7,1
Austria	1,750	2,178
Trieste	2,880	2,848	264	1,785	7
France	1,240	1,350	..
Other Foreign Countries	2,893	2,235	..
United States	2,880
Germany	1,000	1,5
Egypt
Belgium
TOTAL, FOREIGN COUNTRIES	2,830	4,698	8,955	6,320	2,9
TOTAL, BRITISH EMPIRE AND FOREIGN COUNTRIES	14,748	22,774	21,152	15,274	9,4
<i>Enamelled iron ware (e) (III-D)—</i>										
Egypt	3,525	2,438	2,927	3,008	3,21
United Kingdom	1,710	..	1,460	..
India—Bombay
Straits Settlements	920	1,385	639	2,104	..
Other British Possessions
TOTAL, BRITISH EMPIRE	4,445	5,538	3,566	6,572	3,31
Germany	4,079	11,808	11,802	2,480	5,31
Trieste	100,101	60,861	36,516	20,4
Belgium	2,150	2,531	1,180
Japan	2,55
Other Foreign Countries	175	785	876	1,708	97
Austria	77,832
Mossawah	1,670
TOTAL, FOREIGN COUNTRIES	83,786	1,15,023	75,839	40,652	29,78
TOTAL, BRITISH EMPIRE AND FOREIGN COUNTRIES	88,181	1,20,556	79,455	47,224	33,12
<i>Gas mantles (III-D)—</i>										
Other British Possessions	815	72	265	1,01
United Kingdom	1,865	..	1,104
TOTAL, BRITISH EMPIRE	1,865	815	1,176	265	1,01
Other Foreign Countries	380	500
TOTAL, BRITISH EMPIRE AND FOREIGN COUNTRIES	2,195	1,315	1,176	265	1,01
<i>Implements and tools, other than agricultural implements and machinetools (f) (II-D)—</i>										
T. Territory	1,000	..
Egypt	8,566	7,427	10,002	9,554	7,553
United Kingdom	1,194	6,186	1,211	1,277	851
India—Bombay	58	1,034	149
Other British Possessions
TOTAL, BRITISH EMPIRE	9,818	14,647	11,362	11,831	7,906
Germany	2,271	5,805	1,324	3,927	2,196
Austria	2,000
U. S. of America	4,835	3,981	4,637	2,079	2,046
Other Foreign Countries	120	2,062	1,728	2,578	739
Italy	1,275
TOTAL, FOREIGN COUNTRIES	9,226	18,123	7,689	6,583	4,981
TOTAL, BRITISH EMPIRE AND FOREIGN COUNTRIES	19,039	27,770	19,051	20,414	12,887
<i>Lamps, metal (g) (III-D) —</i>										
United Kingdom No.	2,176	2,351	1,378	3,884	279	7,907	10,024	11,135	5,785	1,482
India—Bombay	578	1,007
Other British Possessions	384	152	134	98	24	610	772	480	942	245
Straits Settlements
TOTAL, BRITISH EMPIRE	3,138	2,503	1,510	3,982	303	9,524	10,796	11,615	6,727	1,677
Djibouti No.	841	1,015
Italy
Austria	21,949	..	1,344	22,275
Germany	15,716	17,266	5,812	11,580	6,326	17,384	15,672	5,700	9,545	12,337
Other Foreign Countries	124	208	181	1,586	353	820	475	800	1,671	936
United States of America	11,347	20,922	16,180	9,468	9,361	19,337	40,160	30,358	14,536	13,173
Belgium	2,088	2,100
Trieste	3,342	11,617	7,502	3,439	9,168	7,438	3,440
TOTAL, FOREIGN COUNTRIES	52,065	41,788	35,134	30,116	19,622	68,431	59,746	47,296	33,190	29,836
TOTAL, BRITISH EMPIRE AND FOREIGN COUNTRIES	55,203	44,241	36,644	34,098	19,925	72,955	70,542	58,911	39,917	31,563
<i>Lamps, glass (h) (III D)—</i>										
Straits Settlements
Egypt
India—Bombay
Other British Possession	12	104
TOTAL, BRITISH EMPIRE	12	104

No. 7—contd.

Total quantities and value of articles imported—contd.

Articles, and countries of consignment.	Quantities.					Value.				
	1926-27.	1927-28.	1928-29.	1929-30.	1930-31.	1926-27.	1927-28.	1928-29.	1929-30.	1930-31.
						Rs.	Rs.	Rs.	Rs.	Rs.
HARDWARE excluding CUTLERY AND ELECTRO-PLATED WARE—continued.										
<i>Lamps, glass (h) (III-D)—contd.</i>										
Trieste	2,460	2,841	302	201	504	1,650	1,980	200	1,465	820
Austria
United States
Other Foreign Countries
TOTAL, FOREIGN COUNTRIES ..	2,460	2,841	302	201	504	1,650	1,980	200	1,465	820
TOTAL, BRITISH EMPIRE AND FOREIGN COUNTRIES ..	2,472	2,841	302	201	504	1,754	1,980	200	1,465	820
<i>Parts of Lamps, other than glass (i) (III-D)—</i>										
Bombay	1,212
United Kingdom	1,880	1,482	905	20	50
Other British Possessions	1,150
Perim
TOTAL, BRITISH EMPIRE	3,030	1,482	905	20	1,262
Trieste	4,524	2,260	2,978	1,225
United States	920	205	275	60	..
Other Foreign Countries	1,174	1,144
Austria
Germany
TOTAL, FOREIGN COUNTRIES	2,094	4,729	2,535	3,038	2,369
TOTAL, BRITISH EMPIRE AND FOREIGN COUNTRIES	5,124	6,211	3,440	3,058	3,631
<i>Safes and strong boxes of metal (g) (III-D)—</i>										
India—Bombay No.	27	13	11	8	6	3,000	2,450	1,855	1,400	1,855
United Kingdom	4	..	9	20	8	470	2,838	1,023	1,750	250
Other British Possessions	1	20	..
TOTAL, BRITISH EMPIRE .. No.	31	16	20	29	9	3,470	5,288	2,878	3,170	1,605
Trieste	19	16	120	1,340	1,120
Germany	2
Hodeidah
Austria	45	4,110
Kamran, etc.
Other Foreign Countries ..	2	1	7	10	19	170	80	..	785	830
United States	5	640
Djibouti	1,400
TOTAL, FOREIGN COUNTRIES ..	49	20	28	10	19	5,400	1,370	3,160	785	830
TOTAL, BRITISH EMPIRE AND FOREIGN COUNTRIES ..	80	36	48	39	28	8,870	6,658	6,038	3,905	2,435
<i>Stoves—</i>										
United Kingdom	61	278	214	252	18	499	1,199	2,126	1,324	179
Other British Possessions ..	232	..	70	1,450	..	1,035
Egypt
Bombay
TOTAL, BRITISH EMPIRE ..	293	278	284	252	18	1,949	1,199	3,161	1,324	179
Trieste	537	..	566	885	1,990	1,902	..	2,430	1,550
Austria	446
Germany	94	273	196	177	290	375	2,118	1,015	1,000
Other Foreign Countries ..	49	2,000	1,600	1,850	..	1,460
France	300	710	169	..	256	..	2,525	2,556
Egypt	345	350
TOTAL, FOREIGN COUNTRIES ..	795	1,686	792	762	816	4,280	5,402	6,019	3,445	4,010
TOTAL, BRITISH EMPIRE AND FOREIGN COUNTRIES ..	1,088	1,959	1,076	1,014	836	6,229	7,601	9,180	4,769	4,189
<i>Other sorts (k) (III-D)—</i>										
Strait Settlements Value	1,248	..
Egypt	2,628	1,642	..
Somaland	1,232	82,589	50,142
United Kingdom	1,25,200	1,56,492	70,961	28,939	86,813
India—Bombay	38,894	44,101	28,939	32,466	..
Zanzibar	4,177
Perim	1,011
Other British Possessions	1,016	2,126	2,668	1,168	2,297
Calcutta	2,616	1,075	3,469
Natal	1,068
Anglo-Egyptian Sudan	1,110	..	1,960	..
Tonganyika Territory
TOTAL, BRITISH EMPIRE	1,70,354	2,05,916	1,11,496	1,21,078	89,815
Trieste	5,818	33,629	18,466	5,370	6,215
Japan	1,805	6,720	7,464	1,072	1,738
France	2,805	1,135
Austria	29,610	38,142	28,955
Germany	44,459	49,537	47,665	3,450	8,235
Belgium	2,968	10,128	3,555
Italy	2,120	1,281	1,617	..	5,189
United States of America	3,341	5,610	3,149
Mossawah	3,900	1,192	1,288
Djibouti	7,158	..	2,822	3,806	2,835
Other Foreign Countries	1,606	1,737	2,584	7,976	2,027
Hodeidah	3,174
Egypt	4,920	1,807	1,369	1,088
Sweden
Kamran
TOTAL, FOREIGN COUNTRIES	98,575	1,18,956	93,674	62,377	52,610
TOTAL, BRITISH EMPIRE AND FOREIGN COUNTRIES	2,69,229	3,24,871	2,05,170	1,83,450	1,42,425
TOTAL, HARDWARE	5,07,834	5,08,292	4,28,058	3,37,488	2,55,936

Total quantities and value of articles imported—contd.

Articles, and countries of consignment.	Quantities.					Value.				
	1926-27.	1927-28.	1928-29.	1929-30.	1930-31.	1926-27.	1927-28.	1928-29.	1929-30.	1930-31.
HIDES AND SKINS, RAW—						Rs.	Rs.	Rs.	Rs.	Rs.
<i>Hides, Raw (II-F)—</i>					5					1,620
United Kingdom	1,080
Anglo-Egyptian Sudan ..	9	5	7	6,100	2,408	8,555
Karachi ..	1,800	960	1,480
Somaliand
Zanzibar and Pemba ..	8	9	123	41	..	3,454	6,114	99,423	24,448	..
India—Bombay ..	1,180	1,700	24,680	8,260
Perim
Other British Possessions ..	1	2	3	18	1	508	899	1,712	879	445
TOTAL, BRITISH EMPIRE	163	803	660	180	219	10,072	9,413	1,01,135	24,827	5,620
Mossawah	2	..	4	1,250	..	2,600
Konidab	3	460	..	700	..	1,270	7,710
Dunkali Coast ..	12	580	2,680	3	2	5,770	..	3,190	1,250	1,004
Lohia ..	2,320	..	1,060	360	300	18,720	3,300
Independent Somali Ports ..	36	4	4,776
Italian East Africa ..	7	..	1,640	5,272
Muskat ..	1,480
Galzan ..	8	99	68	15	..	4,280	44,310	36,126	7,532	..
Kamaran and Fusan ..	1,620	19,720	18,580	3,100	5,120	5,476	3,080	..
Hodeidah ..	10	2,040	2,040	1,200
Mocha ..	96	320	298	59	26	49,100	2,00,791	3,07,298	32,950	11,141
Arabian Gulf Ports ..	19,120	64,040	59,680	11,720	5,240	78,971	1,02,792	1,29,570	67,887	60,118
Jeddah ..	168	208	2,281	132	151	38,620	40,500	45,620	26,300	30,100
Djibouti and Obokh ..	6	7	12	4	7	2,651	2,933	6,508	1,770	2,633
Other Foreign Countries ..	1,078	1,320	2,486	763	1,422	1,800	1,106	..
TOTAL, FOREIGN COUNTRIES	34	35	680	420	50	31,104	45,913	64,745	9,395	12,640
United Kingdom ..	7,040	7,040	10,840	3,480	9,940	452	672	160	640	1,070
Anglo-Egyptian Sudan ..	2	3	1	3	5	369	684	2,753	266	245
Somaliand	78,930	136,772	140,426	52,988	48,772
Zanzibar and Pemba	385	700	2,879	307-18	258
India—Bombay	77,023	139,785	166,746	61,423	51,551
Perim	1,97,105	4,17,630	6,70,584	1,51,557	97,985
Other British Possessions	13,100	1,284
TOTAL, BRITISH EMPIRE AND FOREIGN COUNTRIES	2	6	2	12,590	21,929
United Kingdom	3,400	48,200	2,800	..	26,040	33,905	12,590	21,929
Anglo-Egyptian Sudan	20	27	10	22	..	26,040	33,905	12,590	21,929
Somaliand ..	714	32,480	42,740	16,700	35,700	14,86,288	25,17,069	30,36,985	11,17,478	8,70,068
Zanzibar and Pemba ..	1,188,485	1,409	838	580	521	3,480	..
India—Bombay ..	1,188,485	2,276,640	1,452,700	9,52,340	8,26,360
Perim ..	3	30	3	5,860	2	3,382	3,122	3,213	2,408	2,404
British East Africa ..	5,247	4,980	4,320	3,260	3,480	1,830	3,604	..
Madras ..	1	3,380	2,400
Other British Possessions ..	1,360	2	685	90	250	906	210
TOTAL BRITISH EMPIRE	8	2,400	3	544	140	340	2,803	226
TOTAL	718-8	1,461-2	870-4	604-14	550	14,91,635	25,48,721	30,70,353	11,53,556	8,95,840
	2,140,586	2,31,640	1,603,500	1,082,543	8,68,536					

Total quantities and value of articles imported—contd.

Articles, and countries of consignment.	Quantities.					Value.				
	1926-27.	1927-28.	1928-29.	1929-30.	1930-31.	1926-27.	1927-28.	1928-29.	1929-30.	1930-31.
						Rs.	Rs.	Rs.	Rs.	Rs.
HIDES AND SKINS, RAW—continued.										
<i>Sheep, Raw (III)—continued.</i>										
Ras Hafoon	Tons & No. 2	5	17	8	11	2,000	6,045	20,545	10,582	11,447
Germany	Tons & No. 2,800	8,360	27,100	18,400	17,960
Mossawah	Tons & No. 175	225	84	59	39	1,95,718	2,47,766	1,02,086	89,448	36,604
Dunkali Coast	Tons & No. 280,280	360,420	184,020	98,680	62,620	3,46,498	2,78,698	3,12,554	1,17,880	54,778
France	Tons & No. 399,600	392,740	446,940	1,66,300	97,740	1,265	28,175	..	4,350	1,300
Independent Somali Ports	Tons & No. 1,700	34,742	..	4,400	1,500	1,68,565	2,29,52	2,13,947	1,39,902	1,14,220
Italian East Africa	Tons & No. 239,305	320,940	374,440	2,28,860	1,68,340	44,100	57,065	69,761	1,06,470	33,166
Belgium	Tons & No. 104,580	111,820	140,000	3,84,800	49,300
Konfidah	Tons & No. 14	55	95	22	36	14,850	49,148	85,850	23,987	30,704
Jeddah	Tons & No. 22,480	88,380	151,700	84,980	57,620	75,963	74,545	77,380	1,04,080	69,424
Gaizan	Tons & No. 117,240	119,500	111,300	126,220	1,10,540	2,19,609	3,09,272	1,83,087	1,55,462	1,05,461
Kamaran and Furan	Tons & No. 378,860	561,900	337,140	264,480	1,93,240	96,968	1,15,718	85,654	79,879	62,265
Hodeidah	Tons & No. 182,980	204,440	129,860	118,080	108,120	4,27,969	5,69,484	7,03,527	6,77,183	3,33,764
Mocha	Tons & No. 577,040	741,860	832,960	822,760	5,75,480	4,03,096	4,15,686	3,42,558	2,21,740	1,88,635
Arabian Gulf Ports	Tons & No. 414,540	539,600	504,020	303,220	3,46,040	9,788	10,544	15,641	21,008	6,632
Egypt	Tons & No. 15,640	13,960	19,140	26,840	10,340	..	2,166
Djibouti and Obokh	Tons & No. 755	2,127	889	564	216	10,81,552	11,61,932	14,65,331	8,12,408	2,47,055
Lohia	Tons & No. 1,208,100	967,220	1,448,280	908,980	3,92,663	3,32,769	43,004	..	6,160	..
Austria	Tons & No. 843,440	47,400	..	8,600
Italy	Tons & No.	18
Other Foreign Countries	Tons & No.	1	1,400	1	..	22	699	600	35
United State	Tons & No. ..	20	928	800	140	2,710	3,780	..
TOTAL, FOREIGN COUNTRIES	Tons & No. 2,588	2,727	2,833	2,019-18	1,340-2	34,70,780	35,03,815	37,21,325	25,76,098	12,95,490
TOTAL BRITISH EMPIRE AND FOREIGN COUNTRIES	Tons & No. 4,288,585	4,515,489	4,663,248	3,511,580	21,91,643	49,62,365	61,42,536	68,00,678	37,29,654	21,91,330
TOTAL, HIDES AND SKINS, RAW	Tons & No. 3,641-8	4,888-2	6,532-4	2,932-10	2,148-2	51,56,470	65,00,166	74,71,262	38,81,211	22,39,266
HOPS (II)—										
United Kingdom	Cwt.	6	375	381	674	421	263
Other British Possessions	Cwt. 5	6	12	7	6	421	263
TOTAL, BRITISH EMPIRE	Cwt. 5	6	12	7	6	375	381	674	200	..
Other Foreign Countries	Cwt.	5	200	..
TOTAL, FOREIGN COUNTRIES	Cwt.	5	200	..
TOTAL, BRITISH EMPIRE AND FOREIGN COUNTRIES	Cwt. 5	6	12	12	6	375	381	674	621	263
HORNS, TIPS, AND PINONS OF HORN, AND HORN MEAL (II B)—										
Egypt	Cwt.	3	190	..
Other British Possessions	Cwt.	190	..
TOTAL, BRITISH EMPIRE	Cwt.	3
Djibouti	Cwt.
Independent Somali Ports	Cwt.
Italian East Africa	Cwt.
Other Foreign Countries	Cwt. 2	4	1	350	565	300
TOTAL, FOREIGN COUNTRIES	Cwt. 2	4	1	350	565	300
TOTAL, BRITISH EMPIRE AND FOREIGN COUNTRIES	Cwt. 2	7	1	350	756	300

No. 7—contd.

Total quantities and value of articles imported—contd.

Articles, and countries of consignment.	Quantities.					Value.				
	1926-27.	1927-28.	1928-29.	1929-30.	1930-31.	1926-27.	1927-28.	1928-29.	1929-30.	1930-31.
INSTRUMENTS, APPARATUS, AND APPLIANCES AND PARTS THEREOF—						Rs.	Rs.	Rs.	Rs.	Rs.
<i>Electrical, other than telegraphic and telephonic not being machinery—</i>										
<i>Electric fans and parts thereof (c)</i>										
(III, D)—										
United Kingdom Value	18,930	23,427	23,879	5,428	4,181
Bombay	1,264	1,240
Other British Possessions	540	460	171
TOTAL, BRITISH EMPIRE .. Value	19,470	24,691	25,119	5,888	4,352
Belgium	1,840
Other Foreign Countries	50	435	1,810	750	560
Germany	26,760
U. S. of America	1,650	..	1,600
TOTAL, FOREIGN COUNTRIES	26,810	2,275	3,460	750	2,160
TOTAL, BRITISH EMPIRE AND FOREIGN COUNTRIES .. Value	4,680	26,966	28,579	6,638	6,512
(f) <i>Electric glow lamps—</i>										
Other British Possessions .. Nos.	6	144	200	300
TOTAL, BRITISH EMPIRE ..	6	144	200	300
Other Foreign Countries
TOTAL, FOREIGN COUNTRIES
TOTAL, BRITISH EMPIRE AND FOREIGN COUNTRIES .. Nos.	6	144	200	300
<i>Electric flash lights including torch lights pocket-lamps, etc.,</i>										
Other British Possessions .. Nos.	6	485
TOTAL BRITISH EMPIRE	6	485
Other Foreign Countries .. Nos.	429	644
TOTAL FOREIGN COUNTRIES	429	644
TOTAL BRITISH EMPIRE AND FOREIGN COUNTRIES	435	1,129
<i>Electric lamp other sorts (III D)—</i>										
United Kingdom Nos.	2,446	1,076	1,498	1,399	471	5,579	2,072	2,970	8,615	4,133
Other British Possessions	752	..	8	38	130	480	..	400	280	995
Egypt	64	1,350
Straits Settlement	14	1,100	..
TOTAL, BRITISH EMPIRE ..	3,262	1,076	1,506	1,451	601	7,409	2,072	3,370	9,975	5,128
Italy Nos.	168	788
Other Foreign Countries	1,620	82	352	157	150	1,882	424	2,045	553	345
Germany	208	466	3,070	3,733
Egypt	184	3,440	..
TOTAL, FOREIGN COUNTRIES ..	1,620	82	520	549	616	1,882	424	2,833	7,068	4,079
TOTAL, BRITISH EMPIRE AND FOREIGN COUNTRIES ..	4,882	1,158	2,026	2,000	..	9,291	2,496	6,203	17,083	9,207
<i>Bare Copper wire Electrolytic other than telegraph and telephone wires—</i>										
United Kingdom Value	4,019
Other Foreign Countries
TOTAL, BRITISH EMPIRE AND FOREIGN COUNTRIES	4,019
<i>Telegraph and telephone wires and cables—</i>										
Other British Possessions .. Value	420
United Kingdom	5,987
TOTAL, BRITISH EMPIRE	5,987	420

Total quantities and value of articles imported—contd.

Articles, and countries of consignment.	Quantities.					Value.				
	1926-27.	1927-28.	1928-29.	1929-30.	1930-31.	1926-27.	1927-28.	1928-29.	1929-30.	1930-31.
(1) Telegraph and telephone instruments and apparatus—										
Other British Possessions .. Value	3,024
United Kingdom "
(2) Other Foreign Countries .. Value	456
TOTAL, FOREIGN COUNTRIES Value	456
TOTAL, BRITISH EMPIRE AND FOREIGN COUNTRIES .. Value	3,480
TOTAL, BRITISH EMPIRE .. "	3,024
Electric wire and cables, other sorts—										
United Kingdom Value
Other British Possessions .. "
TOTAL, BRITISH EMPIRE .. "
Other Foreign Countries .. "
TOTAL, FOREIGN COUNTRIES .. "
TOTAL, BRITISH EMPIRE AND FOREIGN COUNTRIES .. Value
Electric wires and cables—										
(f) Rubber, insulated—										
United Kingdom Value	14,819	13,154	12,248	4,280	5,281
Other British Possessions .. "	115	140	962
TOTAL, BRITISH EMPIRE .. "	14,934	13,294	12,248	4,280	6,243
Other Foreign Countries .. "	405	560	385	785
TOTAL, FOREIGN COUNTRIES .. "	405	560	385	785
TOTAL, BRITISH EMPIRE AND FOREIGN COUNTRIES .. "	13,699	12,808	4,665	7,028
(g) Insulations, other than rubber—										
Other British Possession .. "	570	578	2,341	345	..
United Kingdom "	1,157	..
TOTAL, BRITISH EMPIRE .. "	570	578	2,341	1,502	..
Other Foreign Countries .. "	549	145	..	130	..
TOTAL, FOREIGN COUNTRIES .. "	549	145	..	130	..
TOTAL, BRITISH EMPIRE AND FOREIGN COUNTRIES .. "	15,483	718	2,341	1,632	..
Batteries (III—D)—										
Other British Possessions .. "	82	..	528	286	487
United Kingdom "	1,164	1,212	3,650	3,503	5,418
TOTAL, BRITISH EMPIRE .. "	1,246	1,212	4,178	3,789	5,905

Total quantities and value of articles imported—contd.

Articles, and countries of consignment.	Quantities					Value.				
	1926-27.	1927-28.	1928-29.	1929-30.	1930-31.	1926-27.	1927-28.	1928-29.	1929-30.	1930-31.
INSTRUMENTS, APPARATUS, AND APPLIANCES AND PARTS THEREOF—continued.						Rs.	Rs.	Rs.	Rs.	Rs.
Batteries—(III-D)—										
France .. Value	945	900	1,410	1,195	882
Other Foreign Countries	1,044	..
United States of America
TOTAL, FOREIGN COUNTRIES	945	900	1,410	2,239	4,866
TOTAL, BRITISH EMPIRE AND FOREIGN COUNTRIES	2,191	2,112	5,588	6,028	10,771
Electric lighting accessories and fittings including switches—										
Straits Settlement	10,946	1,701	9,178	2,100	4,933
United Kingdom	750	350	100	2,982	..
Other British Possessions	312	..
TOTAL, BRITISH EMPIRE	11,696	2,051	9,278	5,394	4,933
Other Foreign Countries	830	180	405	75	..
TOTAL, FOREIGN COUNTRIES	830	180	405	75	..
TOTAL, BRITISH EMPIRE AND FOREIGN COUNTRIES	12,526	2,231	9,683	5,469	4,933
Interior fittings—										
Other British Possessions
TOTAL, BRITISH EMPIRE
Not Unenumerated—(III-D)—										
Electric Goods & Apparatus										
United Kingdom	1,760
Other British Possessions
Bombay
TOTAL, BRITISH EMPIRE	1,760
United States of America
Other Foreign Countries
TOTAL, FOREIGN COUNTRIES
TOTAL, BRITISH EMPIRE AND FOREIGN COUNTRIES	1,760
Accumulators (including parts),										
Other British Possessions	58	200	200
TOTAL, BRITISH EMPIRE .. Value	200	200
France	58
Other Foreign Countries	400	950
TOTAL, FOREIGN COUNTRIES	1,145	400	950
TOTAL, BRITISH EMPIRE AND FOREIGN COUNTRIES .. Value	1,145	600	1,150
Electrical instrument other than telegraphic and telephonic—										
Other British Possessions	1,208
TOTAL, BRITISH EMPIRE
Meters—										
United Kingdom	11,846	8,314	1,241	..	501
Other British Possessions	150	..
TOTAL, BRITISH EMPIRE	11,846	8,314	1,241	150	501
Switch board (III-D)—										
Other British Possessions	1,000
United Kingdom
TOTAL, BRITISH EMPIRE	1,000
Other Foreign Countries
TOTAL, FOREIGN COUNTRIES
TOTAL, BRITISH EMPIRE AND FOREIGN COUNTRIES	1,000
Other sorts (a & c) (III-D)—										
United Kingdom
India—Bombay
Other British Possessions
TOTAL, BRITISH EMPIRE
Electro medical apparatus (including X ray apparatus) (III-D)—										
Other British Possession	660	190
TOTAL, BRITISH EMPIRE	660	190
Djibouti
Other Foreign Countries
TOTAL, FOREIGN COUNTRIES
TOTAL, BRITISH EMPIRE AND FOREIGN COUNTRIES
Parts and accessories of Electric lamp—										
Egypt	1,156
Bombay	6,550
United Kingdom	19,792	18,796	10,005	6,643	10,724
Other British Possessions	270	658	581	980	627
TOTAL, BRITISH EMPIRE	26,612	15,605	10,586	7,608	11,351
Germany	6,892	1,650	1,280	..	1,048
France	2,700	1,000	..
Italy	1,518	..	2,540	..	2,188
Other Foreign Countries	2,668	1,088	3,478	2,018	1,215
Trieste	1,415	1,045	..	2,208
Holland	1,195	1,359
United State of Amrica
TOTAL, FOREIGN COUNTRIES	18,378	4,158	8,848	4,208	8,008
TOTAL, BRITISH EMPIRE AND FOREIGN COUNTRIES	89,990	19,758	18,879	11,811	19,359
MUSICAL—										
Organs and Harmoniums complete (b & c) (III-D)—										
United Kingdom	4	1,490
Egypt
Other British Possessions ..	1	..	7	11	8	150	..	840	575	190
TOTAL, BRITISH EMPIRE ..	1	4	7	11	8	150	1,490	840	575	190
France
Sweden
Other Foreign Countries ..	1	1	..	8	1	90	850	..	734	880
TOTAL, FOREIGN COUNTRIES ..	1	1	..	8	1	90	850	..	734	880
TOTAL, BRITISH EMPIRE AND FOREIGN COUNTRIES ..	2	5	7	14	4	240	1,840	840	1,309	520

No. 7—contd.
Total quantities and value of articles imported—contd.

Articles, and countries of consignment.	Quantities.					Value.				
	1926-27.	1927-28.	1928-29.	1929-30.	1930-31.	1926-27.	1927-28.	1928-29.	1929-30.	1930-31.
MUSICAL—continued.										
Pianos and Piano players complete (b (i))						Rs.	Rs.	Rs.	Rs.	Rs.
(III-D)—										
Zanzibar No.
Gibraltar "
United Kingdom "	..	2	4	3	2	1,150	3,600	1,820	2,115	1,500
Bombay "	1	1	1,000	..
Other British Possessions "	..	2	1	800	1,400	400
TOTAL, BRITISH EMPIRE "	3	4	5	4	2	1,450	5,000	2,220	3,115	1,500
France No.	2
Other Foreign Countries "	2	1	1	..	2	1,100	700	500	..	1,545
TOTAL, FOREIGN COUNTRIES "	2	1	1	..	2	1,100	700	500	..	1,545
TOTAL, BRITISH EMPIRE AND FOREIGN COUNTRIES "	5	5	6	4	4	2,550	5,700	2,720	3,115	3,045
Talking machines and accessories (b (i))										
Talking machines (III-D)—										
T. Territory No.	25	1,000	..
United Kingdom "	82	279	294	386	342	5,566	19,376	19,793	22,612	19,345
Other British Possessions "	5	12	2	4	2	880	780	100	180	170
TOTAL BRITISH EMPIRE "	87	291	296	415	344	5,896	20,106	19,893	23,792	19,515
A. T. L. & Black Sea No.	83	8,217
France "
Other Foreign Countries "	7	8	15	39	1	825	380	359	2,170	40
U. S. of America "	31	..	8	1,075	..	1,410
Germany "	36	54	1,529	2,910
TOTAL, FOREIGN COUNTRIES "	7	8	46	75	146	825	380	1,484	3,699	7,577
TOTAL, BRITISH EMPIRE AND FOREIGN COUNTRIES "	94	299	342	490	490	6,221	20,486	21,327	27,482	27,092
Records—(III-D)—										
United Kingdom No.	1,827	3,351	4,086	4,718	4,017	3,884	7,145	7,235	7,831	5,839
Bombay "
Other British Possessions "	199	192	136	432	294	823	576	400	660	608
TOTAL, BRITISH EMPIRE "	1,826	3,543	4,222	5,150	4,311	4,207	7,721	7,635	8,491	6,247
Other Foreign Countries—										
Asiatic Turkey Torrent and Black Sea	36	288	301	950	471	100	270	504	1,530	750
Trieste No.	990	4,724	2,600	10,275
Germany "	720	1,885	1,800	4,700
TOTAL, FOREIGN COUNTRIES "	36	288	301	2,660	7,838	100	270	504	5,930	17,525
TOTAL, BRITISH EMPIRE AND FOREIGN COUNTRIES "	1,862	3,831	4,523	7,810	12,149	4,307	7,991	8,139	14,421	23,772
Accessories—(III D)—										
United Kingdom Value	2,531	1,371
Other British Possessions "	227	229	498	..	145
TOTAL, BRITISH EMPIRE "	227	229	438	2,531	1,516
Other Foreign Countries "	200	100	60
TOTAL, FOREIGN COUNTRIES "	200	100	60
TOTAL, BRITISH EMPIRE AND FOREIGN COUNTRIES "	200	100	60
Other sorts including parts of musical instruments (b (i)) (III-D)—										
Egypt Value
United Kingdom "	2,949	2,735	1,581	1,926	1,036
India—Bombay "	825	525	660	..
Other British Possessions "
TOTAL, BRITISH EMPIRE "	2,949	3,060	2,106	2,586	1,036
Trieste "	1,000
Mosowah "	611
Other Foreign Countries "	1,196	375	420
Germany "	1,349
TOTAL, FOREIGN COUNTRIES "	1,960	2,196	875	420
TOTAL, BRITISH EMPIRE AND FOREIGN COUNTRIES "	2,949	5,020	4,302	2,961	1,456
Optical (a) (III-D)—										
United Kingdom Value	2,205	1,349	..	1,000
Other British Possessions "	950	200	238	1,094	184
Madras "
TOTAL, BRITISH EMPIRE "	950	2,405	1,632	1,094	1,184
Egypt "	1,800
United States of America "
Other Foreign Countries "	1,019	1,246	282	525	900
Germany "	1,400	1,150	..
TOTAL, FOREIGN COUNTRIES "	1,019	1,246	3,482	1,675	900
TOTAL, BRITISH EMPIRE AND FOREIGN COUNTRIES "	1,969	3,651	5,114	2,769	2,084
Photographic—Cinematograph films—										
Other British Possessions Length in feet										
United Kingdom "	3,48,800	298,000	..	800	1,530	4,420	3,850	..	5,000	430
TOTAL, BRITISH EMPIRE "	3,48,800	298,000	..	800	1,530	4,420	3,850	..	5,000	430
Other Foreign Countries "	..	500	2,975	200	120	595	100	..
Djibouti "
TOTAL, FOREIGN COUNTRIES "	..	500	2,975	200	120	595	100	..
TOTAL, BRITISH EMPIRE AND FOREIGN COUNTRIES "	3,48,800	298,500	2,975	500	1,530	4,420	3,970	595	5,100	430

No. 7—contd.

Total quantities and value of articles imported—contd.

Articles, and countries of consignment.	Quantities.					Value.				
	1926-27.	1927-28.	1928-29.	1929-30.	1930-31.	1926-27.	1927-28.	1928-29.	1929-30.	1930-31.
PHOTOGRAPHIC—contd.										
<i>Photographic (d) (III-D)—Other than cinematograph films.</i>										
United Kingdom Value	1,217	1,075	4,313 477	1,930 195	2,141
Other British Possessions
TOTAL, BRITISH EMPIRE	1,217	1,075	4,790	2,125	2,141
Egypt Value	3,000
France
Djibouti	5	..	1,010	1,495	974
Other Foreign Countries
United States of America
Germany
TOTAL, FOREIGN COUNTRIES	5	3,000	1,010	1,495	974
TOTAL, BRITISH EMPIRE AND FOREIGN COUNTRIES Value	1,222	4,075	5,800	3,620	3,115
<i>Scientific and Philosophical (e) (III-D)—</i>										
United Kingdom Value	2,193	4,092	1,582	2,125	2,673
Bombay	182	..	30
Other British Possessions	1,570
British Somal Land
TOTAL, BRITISH EMPIRE	2,193	4,092	1,764	2,125	4,273
United States	1,400
Other Foreign Countries	400	816	40	510
TOTAL, FOREIGN COUNTRIES	400	2,216	40	510
TOTAL, BRITISH EMPIRE AND FOREIGN COUNTRIES Value	2,193	4,492	3,980	2,165	4,783
<i>Surgical (f) (III-D)—</i>										
Bombay	2,060	8,860	1,936
United Kingdom	2,274	2,093	100
Other British Possessions	579	491
TOTAL, BRITISH EMPIRE Value	579	491	4,334	10,953	2,036
Other Foreign Countries	80	750
Total Foreign Countries	80	750
Total British Empire & F. Countries	10,933	2,786
Wireless Apparatus Value	3,046
U. Kingdom
Other British Possessions	400	831	..
TOTAL, BRITISH EMPIRE Lbs.	400	831	3,046
Austria Value	1,000
United States of America	350	1,000
Other Foreign Countries	68	100	300
Mosawah	1,000	..
France	2,250	..
TOTAL, FOREIGN COUNTRIES	1,000	350	1,068	3,350	300
TOTAL, BRITISH EMPIRE AND FOREIGN COUNTRIES	1,579	841	5,402	4,161	3,346
<i>Other Goods (g) (III-D)—</i>										
Perin Value
Bombay
United Kingdom	1,188	1,647
Calcutta
Other British Possessions	961	..	771	930	280
TOTAL, BRITISH EMPIRE	961	1,188	771	930	1,927
Other, Foreign Countries Value	545	849	40	..	700
TOTAL, FOREIGN COUNTRIES	545	849	40	..	700
TOTAL, BRITISH EMPIRE AND FOREIGN COUNTRIES	1,506	2,037	811	930	2,627
TOTAL VALUE OF INSTRUMENTS Value	1,79,426	1,32,536	1,49,633	1,35,657	1,38,987
IVORY—										
<i>Unmanufactured (II-S)—</i>										
Suakin, etc. Lbs
Other British Possessions
TOTAL, BRITISH EMPIRE
Mocha Lbs
Mosawah	168	1,500
Italian East Africa
Jeddah
Djibouti	15,848	5,320	17,920	8,512	1,243	93,510	32,280	1,03,600	48,100	3,050
Gatzen
Other Foreign Countries	112	28	700	50
TOTAL, FOREIGN COUNTRIES	15,960	5,488	17,920	8,512	1,271	99,210	33,780	1,03,600	48,100	3,100
TOTAL, BRITISH EMPIRE AND FOREIGN COUNTRIES	15,960	5,488	17,920	8,512	1,271	99,210	33,780	1,03,600	48,100	3,100
IVORY—										
<i>Manufactured (III-V)—</i>										
Hongkong Value	1,014	1,642
Egypt
Other British Possessions	1,080	1,445	1,265	115	..
TOTAL, BRITISH EMPIRE	1,080	1,445	1,265	1,129	1,642
Jayan Value
Other Foreign Countries	1,800	1,868	1,140
China	1,080	985	420	..
TOTAL, FOREIGN COUNTRIES	1,800	2,898	985	420	1,140
TOTAL, BRITISH EMPIRE AND FOREIGN COUNTRIES	2,880	4,343	2,250	1,549	2,782

Total quantities and value of articles imported—contd.

Articles, and countries, of consignment.	Quantities.					Value.				
	1926-27.	1927-28.	1928-29.	1929-30.	1930-31.	1926-27.	1927-28.	1928-29.	1929-30.	1930-31.
						Rs.	Rs.	Rs.	Rs.	Rs.
JEWELLERY (NOT BEING IMITATION JEWELLERY) excluding PRECIOUS STONES AND PEARLS UNSET, ALSO PLATE OF GOLD AND SILVER—										
<i>Jewellery (a) (III-V)—</i>										
Bombay Value
Straits Settlement
United Kingdom
Other British Possessions	100	300
Egypt
TOTAL, BRITISH EMPIRE	100	300
<i>Calcutta Value</i>										
Djibouti
Other Foreign Countries	570	403
Egypt	1,060
TOTAL, FOREIGN COUNTRIES	570	403	1,060
TOTAL, BRITISH EMPIRE AND FOREIGN COUNTRIES	570	403	..	100	1,360
<i>Plate of Gold and Silver (b) (III-V)—</i>										
Zanzibar Value
Bombay	1,000	4,000	2,335	1,265	..
Straits Settlements
United Kingdom	2,187	2,538	2,200	2,177	39,035
Other British Possessions	800	300	1,640
TOTAL BRITISH EMPIRE	3,787	6,538	5,335	3,842	40,675
Hedeldah Value	3,400	..	1,680
Austria
Other Foreign Countries	650	672
TOTAL, FOREIGN COUNTRIES	650	3,400	..	2,352
TOTAL, BRITISH EMPIRE AND FOREIGN COUNTRIES	3,787	7,188	8,735	3,842	43,027
LAC—										
<i>Shell and Seed (II-D)—</i>										
Other British Possessions .. Cwt.
TOTAL, BRITISH EMPIRE
<i>Shell, and Button (II-B.)</i>										
Other Foreign Countries .. Cwt.
TOTAL, FOREIGN COUNTRIES
TOTAL BRITISH EMPIRE AND FOREIGN COUNTRIES
LATHER—										
<i>Hides, tanned or dressed (III-F)—</i>										
Madras	2	14	10	5	17	3,450	27,700	13,100	6,500	15,380
India—Bombay	440	2,820	1,900	940	3,480	33,680	30,950	30,645	29,689	12,847
Other British Possessions ..	32	23	21	23	20
United Kingdom	4,480	4,640	4,100	5,600	3,980	450	58,650	680	..	500
TOTAL, BRITISH EMPIRE	120	7,460	100	..	80	3,000
Other Foreign Countries
Jeddah
TOTAL FOREIGN COUNTRIES	1,160	..	—4	250	..	80
TOTAL, BRITISH EMPIRE AND FOREIGN COUNTRIES	26	37	32—4	33	38—8	37,880	58,650	44,505	36,189	31,727
	5,200	7,460	6,140	6,540	7,720					

Total quantities and value of articles imported—contd.

Articles, and countries of consignment.	Quantities.					Value.				
	1926-27.	1927-28.	1928-29.	1929-30.	1930-31.	1926-27.	1927-28.	1928-29.	1929-30.	1930-31.
						Rs.	Rs.	Rs.	Rs.	Rs.
LEATHER—continued.										
<i>Skins, tanned or dressed (III-I)—</i>										
India—Bombay	{ Tons & No.	—5	2,000
Straits Settlements	{ Tons & No.
Madras	{ Tons & No.	—3	—5	1,800	1,000
Ceylon	{ Tons & No.
Other British Possessions	{ Tons & No.	—1	100	100	..	585
TOTAL BRITISH EMPIRE	{ Tons & No.	—3	—5	—1	..	1,800	1,100	2,100	..	585
Jeddah	{ Tons & No.	1	2	1	..	3,120	5,240	4,200
Other Foreign Countries	{ Tons & No.	1	1	1	—8	905	930	80	870	859
Konfiah	{ Tons & No.
Gaizan	{ Tons & No.
Italian East Africa	{ Tons & No.
Massowah	{ Tons & No.	1	2,200
TOTAL FOREIGN COUNTRIES	{ Tons & No.	2	3	2-1	8	4,025	6,170	6,480	870	858
TOTAL BRITISH EMPIRE AND FOREIGN COUNTRIES	{ Tons & No.	2-3	3-5	2-1	8	5,825	7,270	8,580	870	898
TOTAL HIDES AND SKINS, TANNED OR DRESSED.	{ Tons & No.	28-3	40-5	34-4-1	33-8	43,655	65,920	53,035	87,050	82,620
<i>Unwrought (III-I)—</i>										
Other British Possessions .. Cwt.
TOTAL BRITISH EMPIRE Cwt.
Other Foreign Countries Cwt.
TOTAL FOREIGN COUNTRIES .. Cwt.
TOTAL BRITISH EMPIRE AND FOREIGN COUNTRIES .. Cwt.
LEATHER CLOTH—(III-I)										
Other British Possessions .. Sq. Yds.	7	8	557	888	759	725	357	768	830	971
TOTAL BRITISH EMPIRE	7	8	557	888	759	725	357	768	830	971
Other Foreign Countries	2	50	..	205	200	..
TOTAL FOREIGN COUNTRIES .. Cwt.	2	50	..	205	200	..
TOTAL BRITISH EMPIRE AND FOREIGN COUNTRIES	9	8	557	888	759	930	357	768	1,030	971
<i>Manufactures EXCLUDING boots and shoes and tanning for machinery (a)—</i>										
<i>Bags and Trunks (III-I)—</i>										
Bombay	24	14	26	88	..	2,390	1,280	2,723	3,727
United Kingdom	11	22	23	1,565	3,080	1,688
Other British Possessions	5	9	15	88	585	1,182
TOTAL BRITISH EMPIRE	16	46	37	35	103	1,645	470	2,968	3,258	4,909
Other Foreign Countries	7	6	8	12	19	867	680	485	1,034	1,732
Japan
Tricete	14	1,995	..
TOTAL FOREIGN COUNTRIES	7	6	8	26	19	867	680	485	3,029	1,732
TOTAL BRITISH EMPIRE AND FOREIGN COUNTRIES	23	52	45	61	122	2,512	6,100	3,448	6,287	6,641

No. 7—contd.

Total quantities and value of articles imported—contd.

Articles and countries of consignment.	Quantities.					Value.				
	1926-27.	1927-28.	1928-29.	1929-30.	1930-31.	1926-27.	1927-28.	1928-29.	1929-30.	1930-31.
						Rs.	Rs.	Rs.	Rs.	Rs.
LEATHER CLOTH—continued.										
<i>Manufactures EXCLUDING boots and shoes and belting for machinery (a)—contd.</i>										
<i>Picking band and straps—</i>										
Other British Possessions .. Cwt.
TOTAL, BRITISH EMPIRE .. Cwt.
<i>Saddlery and Harness (b) (III-1)—</i>										
United Kingdom .. Cwt.
India—Bombay	48	2,300
Other British Possessions	9	8	9	4	10	1,115	545	665	178	728
TOTAL, BRITISH EMPIRE	9	46	9	4	10	1,115	2,845	665	178	728
Other Foreign Countries	2	..	2	40	..	25
TOTAL, FOREIGN COUNTRIES	2	..	2	40	..	25
TOTAL, BRITISH EMPIRE AND FOREIGN COUNTRIES	9	46	11	4	12	1,115	2,845	705	178	753
LEATHER MANIF.—										
<i>Other sorts (c) (III-1)—</i>										
United Kingdom .. Cwt.	7	14	18	11	..	1,289	2,024	1,262	1,239	..
India—Bombay	12	22	18	1,990	3,357	1,861
Other British Possessions	1	4	1	7	16	10	380	130	334	1,250
TOTAL, BRITISH EMPIRE	19½	40	30	18	16	3,289	5,761	2,773	1,567	1,250
Trieste	12	1,840
Italy	1,700
France	3	2,500	..
Independent Somali Ports	10
Arabian Gulf Ports	21	32	..	1,114	1,619	..
Other Foreign Countries	8	17	28	6	29	1,191	1,270	1,322	480	1,061
TOTAL, FOREIGN COUNTRIES	38	29	28	41	29	4,005	2,610	1,822	4,599	1,061
TOTAL, BRITISH EMPIRE AND FOREIGN COUNTRIES	57½	69	58	59	45	7,244	8,371	4,095	6,166	2,311
LIQUORS—										
<i>Als and Beer (I-D)—</i>										
<i>In bottles—</i>										
Zanzibar Gals.
Egypt, etc.
United Kingdom	23,751	23,533	23,345	15,510	..	64,625	72,654	66,739	39,659
Bombay	13,102	..	1,361	42,462	..	3,442
Other British Possessions	34	119	222	220
TOTAL, BRITISH EMPIRE .. Gals.	13,166	23,870	24,894	23,345	15,510	42,684	64,845	76,096	66,739	39,659
Germany Gals.	18,906	4,913	21,266	19,204	25,250	48,817	36,961	47,447	46,413	61,460
Austria	827	526	1,957	1,159
Trieste	1,186	1,215	1,081	1,373	..	1,491	2,811	2,362	2,945
Denmark
Netherlands	634	1,270	..
Holland	4,530	3,705	1,153	1,108	2,940	10,319	6,770	1,925	2,685	6,278
Other Foreign Countries	74	..	382	202	—18	203	..	1,161	476	60
TOTAL, FOREIGN COUNTRIES	24,337	20,330	24,021	22,229	29,581	61,296	46,381	53,364	53,211	70,743
TOTAL, BRITISH EMPIRE AND FOREIGN COUNTRIES .. Gals.	37,523	44,200	53,915	50,574	45,091	1,03,980	1,11,226	1,29,460	1,19,950	110,402
<i>Als and Beer (I-D)—</i>										
<i>In Bulk—</i>										
Malta Gals.	506	1,000
United Kingdom	58,918	61,894	58,236	20,295	23,664	1,02,860	1,19,060	1,12,757	33,735	54,208
Bombay	2,080	3,600
Zanzibar	208	400
TOTAL, BRITISH EMPIRE	60,998	61,894	58,494	20,295	29,170	1,06,460	1,19,060	1,13,157	33,735	55,208
Holland Gals.
Other Foreign Countries
TOTAL, FOREIGN COUNTRIES
TOTAL, BRITISH EMPIRE AND FOREIGN COUNTRIES	60,998	61,894	58,494	20,295	29,170	1,06,460	1,19,060	1,13,157	33,735	55,208
<i>Stout and Porter—(I-D.)</i>										
<i>In bottle—</i>										
Other British Possessions .. Gals.	42	140
United Kingdom	1,183	1,137	710	323	1,058	5,311	5,390	2,813	1,460	5,911
TOTAL, BRITISH EMPIRE	1,183	1,137	752	323	1,058	5,311	5,390	2,953	1,460	5,911
Other Foreign Countries	30	30	43	125	90	231
TOTAL, FOREIGN COUNTRIES	30	30	43	125	90	231
TOTAL, BRITISH EMPIRE AND FOREIGN COUNTRIES	1,213	1,167	795	323	1,058	5,436	5,480	3,184	1,460	5,911
<i>Stout and Porter—(I-D.)</i>										
<i>In Bulk—</i>										
Other British Possessions .. Gals.
United Kingdom
TOTAL, BRITISH EMPIRE
Other Foreign Countries
TOTAL, FOREIGN COUNTRIES
TOTAL, BRITISH EMPIRE AND FOREIGN COUNTRIES

No. 7—contd.

Total quantities and value of articles imported—contd.

Articles and countries of consignment.	Quantities.					Value.				
	1926-27.	1927-28.	1928-29.	1929-30.	1930-31.	1926-27.	1927-28.	1928-29.	1929-30.	1930-31.
						Rs.	Rs.	Rs.	Rs.	Rs.
Liquors—continued.										
<i>Older and other fermented liquors (I-D)—</i>										
Other British Possessions .. Gals.	64	190	22	64	23	234	1,381	250	350	140
United Kingdom
TOTAL, BRITISH EMPIRE	64	190	22	64	23	234	1,381	250	350	140
Other Foreign Countries	8	40
TOTAL, FOREIGN COUNTRIES	8	40
TOTAL, BRITISH EMPIRE AND FOREIGN COUNTRIES	64	198	22	64	23	234	1,371	250	350	140
<i>Spirit, Brandy (a) (I-D)—</i>										
In Bottle—										
Egypt	L. Gals.
United Kingdom	P. L. Gals. ..	101	80	202	216	83	1,981	2,083	3,608	2,762
Gibraltar	P. L. Gals. ..	74	59	155	123	60
Bombay	P. L. Gals.
Other British Possessions	P. L. Gals. ..	90	10	58	612	380	..	175
TOTAL, BRITISH EMPIRE	L. Gals. ..	191	90	202	216	141	2,593	2,463	3,608	1,897
France	P. L. Gals. ..	222	65	155	123	156
Holland	L. Gals. ..	1,066	808	4,444	568	572	10,130	8,507	9,448	5,836
Spain	P. L. Gals. ..	929	701	713	488	448
Egypt	L. Gals.
Germany	P. L. Gals.
Other Foreign Countries	P. L. Gals. ..	95	74	83	61	225	1,052	685	968	367
TOTAL, FOREIGN COUNTRIES	L. Gals. ..	1,161	882	4,527	629	797	11,182	9,142	10,416	6,143
TOTAL, BRITISH EMPIRE AND FOREIGN COUNTRIES	P. L. Gals. ..	997	757	792	553	674	13,755	11,605	14,024	8,905
TOTAL, BRITISH EMPIRE AND FOREIGN COUNTRIES	L. Gals. ..	1,852	972	4,729	845	988	18,755	11,605	14,024	8,905
TOTAL, BRITISH EMPIRE AND FOREIGN COUNTRIES	P. L. Gals. ..	1,219	822	947	676	830
<i>Wine—</i>										
<i>Brandy—</i>										
In Bulk—										
Other British Possessions	L. Gals. ..	27	290
TOTAL, BRITISH EMPIRE	P. L. Gals. ..	33	290
Other Foreign Countries	L. Gals. ..	189	144	948	505
France	P. L. Gals. ..	226	165	1,345	..
TOTAL, FOREIGN COUNTRIES	L. Gals. ..	189	144	257	948	505	1,345	..
TOTAL, BRITISH EMPIRE AND FOREIGN COUNTRIES	P. L. Gals. ..	226	165	302	1,238	505	1,345	..
TOTAL, BRITISH EMPIRE AND FOREIGN COUNTRIES	L. Gals. ..	216	144	257
TOTAL, BRITISH EMPIRE AND FOREIGN COUNTRIES	P. L. Gals. ..	259	165	302
<i>Wine (b) (I-D)—</i>										
United Kingdom	L. Gals. ..	775	871	847	952	859	7,223	8,819	9,999	8,996
Gibraltar	P. L. Gals. ..	690	696	647	713	665
Bombay	L. Gals.
Egypt	P. L. Gals.
Other British Possessions	P. L. Gals.	4	44
TOTAL, BRITISH EMPIRE	L. Gals. ..	775	875	847	952	859	7,223	8,868	9,999	8,996
Holland	P. L. Gals. ..	690	699	647	713	665
Other Foreign Countries	L. Gals.	18	85	86
TOTAL, FOREIGN COUNTRIES	P. L. Gals.	4	15	64	27	..	45	234	589
TOTAL, BRITISH EMPIRE AND FOREIGN COUNTRIES	L. Gals.	5	18	85	86	..	45	234	589
TOTAL, BRITISH EMPIRE AND FOREIGN COUNTRIES	P. L. Gals.	8	15	64	27	..	45	234	589
TOTAL, BRITISH EMPIRE AND FOREIGN COUNTRIES	L. Gals. ..	775	880	865	1,037	895	7,223	8,908	10,233	9,585
TOTAL, BRITISH EMPIRE AND FOREIGN COUNTRIES	P. L. Gals. ..	690	702	662	777	692
<i>Wine (b) (I-D)—</i>										
In Bulk—										
Other British Possessions	L. Gals. ..	68	410	885
TOTAL, BRITISH EMPIRE	P. L. Gals. ..	60	410	885

No. 7—contd.

Total quantities and value of articles imported—contd.

Articles and countries of consignment.	Quantities.					Value.				
	1926-27.	1927-28.	1928-29.	1929-30.	1930-31.	1926-27.	1927-28.	1928-29.	1929-30.	1930-31.
LIQUORS—continued.										
SPRIT—continued.										
Liquors (c) (I-D)—										
(In Bottle)—										
Egypt L. Gals.
Bombay
United Kingdom	77	57	55	..	35	1,917	1,507	2,448	..	1,375
Ceylon
Other British Possessions	11	8	2	35	..	567	105	50	680	..
TOTAL, BRITISH EMPIRE	88	60	67	35	35	2,484	1,612	2,498	680	1,375
France
Other Foreign Countries	51	26	24	27	5	612	447	1,008	1,040	86
TOTAL, FOREIGN COUNTRIES	51	26	24	27	5	612	447	1,008	1,040	86
TOTAL, BRITISH EMPIRE AND FOREIGN COUNTRIES	139	86	91	62	40	3,096	2,059	3,506	1,720	1,461
Rum (d) (I-D)—										
(In Bottle)—										
Bombay L. Gals.
.. .. . P.
Egypt L. Gals.
.. .. . P.
United Kingdom L. Gals.
.. .. . P.
Mauritius L. Gals.
.. .. . P.
Other British Possessions L. Gals.	170	22	150	43
.. .. . P. ..	241	30	224	41	..	1,787	117	944	486	..
TOTAL, BRITISH EMPIRE	170	22	150	43	..	1,787	117	944	486	..
.. .. . P. ..	241	30	224	41
Germany L. Gals.
.. .. . P.
Other Foreign Countries L. Gals.	..	1	1	14	32	..	62	15	60	220
.. .. . P.	1	1	9	53
TOTAL, FOREIGN COUNTRIES	1	1	14	32	..	62	15	60	220
.. .. . P.	1	1	9	53
TOTAL, BRITISH EMPIRE AND FOREIGN COUNTRIES	170	23	151	57	32	1,787	179	959	546	220
.. .. . P. ..	241	31	225	60	53
Rum (d) (I-D)—										
In Bulk—										
Other British Possessions L. Gals.	..	49	170
.. .. . P.	58
TOTAL BRITISH EMPIRE	49	170
.. .. . P.	58
Whisky (e) (I-D)—										
(In Bulk).										
United Kingdom L. ..	506	327	167	10,775	6,786	3,167
.. .. . P. ..	514	333	161
TOTAL, BRITISH EMPIRE	506	327	167	10,775	6,786	3,167
.. .. . P. ..	514	333	161
Whisky (e) (I-D)—										
In Bottle)										
United Kingdom L. Gals.	2,420	1,947	2,529	2,879	2,622	43,738	33,769	46,491	43,076	45,232
.. .. . P. ..	1,852	1,641	1,910	2,206	1,982
Ceylon L. Gals.
.. .. . P.
Gibraltar L. Gals.
.. .. . P.
Egypt L. Gals.
.. .. . P.
Bombay L. Gals.
.. .. . P.
Other British Possessions L. Gals.	..	6	4	132	85
.. .. . P.	5	3
TOTAL, BRITISH EMPIRE	2,420	1,958	2,533	2,879	2,622	43,738	33,901	46,576	43,076	45,232
.. .. . P. ..	1,852	1,646	1,913	2,206	1,982
Other Foreign Countries L. Gals.	..	10	25	4	200	204	24	10
.. .. . P.	7	100	3
Mossawah L. Gals.
.. .. . P.
TOTAL, FOREIGN COUNTRIES	10	25	4	1	..	200	204	24	10
.. .. . P.	7	100	3	1
TOTAL, BRITISH EMPIRE AND FOREIGN COUNTRIES	2,420	1,968	2,558	2,883	2,623	43,738	34,101	46,780	43,100	45,242
.. .. . P. ..	1,852	1,653	2,013	2,209	1,983

721
GENERAL IMPORTS.

No. 7—contd.

Total quantities and value of articles imported—contd.

Articles and countries of consignment.	Quantities.					Value.				
	1926-27.	1927-28.	1928-29.	1929-30.	1930-31.	1926-27.	1927-28.	1928-29.	1929-30.	1930-31.
						Rs.	Rs.	Rs.	Rs.	Rs.
LIQUORS—continued.										
SPIRITS—continued.										
<i>Spirits present in Drugs, Medicines or Chemicals (III C)—(In Bottle)</i>										
Other British Possessions { L. Gals.	5	4	182	170
United Kingdom { L. Gals.	53	651	2,525	3,949
Other British Possessions { P. "	6	15
United Kingdom { P. "	28	85
TOTAL, BRITISH EMPIRE { L. Gals.	5	53	655	182	2,525	4,119
TOTAL, BRITISH EMPIRE { P. "	6	28	100
Other Foreign Countries { L. Gals.	19	5	878	179
Other Foreign Countries { P. "	12	3
TOTAL, FOREIGN COUNTRIES { L. Gals.	19	5	878	176
TOTAL, FOREIGN COUNTRIES { P. "	12	3
TOTAL, BRITISH EMPIRE AND FOREIGN COUNTRIES { L. Gals.	5	72	660	182	3,403	4,295
TOTAL, BRITISH EMPIRE AND FOREIGN COUNTRIES { P. "	6	35	103
<i>Spirit perfumed (III V)—(In Bottle)</i>										
Bombay I. Gals.	21	..	600	1,078	..
United Kingdom	8	14	..	480	550	..	784
Other British Possessions	8	11
TOTAL, BRITISH EMPIRE	8	8	11	21	14	600	480	550	1,078	784
Germany	20	33	32	24	..	1,178	2,357	1,874	1,267
France	18	..	6	..	1,225	1,407	..	1,027	..
Other Foreign Countries	61	4	14	10	5	30	147	859	501	698
D'ibouti	2
TOTAL, FOREIGN COUNTRIES	68	42	47	102	29	1,255	2,727	3,216	3,402	1,965
TOTAL, BRITISH EMPIRE AND FOREIGN COUNTRIES	71	50	58	123	43	1,855	3,207	3,766	4,480	2,749
<i>Spirit, methylated (III E)—(In Bottle)</i>										
Bombay
Calcutta
Other British Possessions	123	488	553	793	100	293	759	938	999	240
United Kingdom
TOTAL, BRITISH EMPIRE	123	488	553	793	100	293	759	938	999	240
Other Foreign Countries	1	1	2	210
TOTAL FOREIGN COUNTRIES	1	1	2	210
TOTAL, BRITISH EMPIRE AND FOREIGN COUNTRIES	794	101	1,001	450
<i>Spirit, methylated (III E)—In Bulk</i>										
Other British Possessions L. Gals.	300	..	40	400	..	95
TOTAL BRITISH EMPIRE	300	..	40	400	..	95
<i>Other sorts (I) (I D)—(In Bottle)</i>										
Zanzibar Gals.
United Kingdom { L. Gals.	237	155	172	237	2,207	9,907	5,809	8,839	6,428	6,281
United Kingdom { P. "	192	92	135	132	2,030
Other British Possessions.. Gals.	2	1	3	..	2	225	10	124	..	83
Other British Possessions.. { L. Gals.	2	1	3	..	2
TOTAL, BRITISH EMPIRE { L. Gals.	239	156	175	237	2,209	10,132	5,819	8,963	6,428	6,314
TOTAL, BRITISH EMPIRE { P. "	194	93	138	132	2,032
Other Foreign Countries { L. Gals.	2	10	20	136	36	166	655	550	1,969	586
Other Foreign Countries { P. "	2	9	6	180	32
TOTAL, FOREIGN COUNTRIES { L. Gals.	2	10	20	136	36	166	655	550	1,969	586
TOTAL, FOREIGN COUNTRIES { P. "	2	9	6	180	32
TOTAL, BRITISH EMPIRE AND FOREIGN COUNTRIES { L. Gals.	241	166	195	373	2,245	10,298	6,274	9,513	8,397	6,849
TOTAL, BRITISH EMPIRE AND FOREIGN COUNTRIES { P. "	196	102	144	312	2,064
TOTAL, SPIRITS (INCLUDING SPIRITS PERFUMED) { L. Gals.	6,381	5,270	9,664	6,246	7,579	95,070	80,438	94,321	86,137	81,832
TOTAL, SPIRITS (INCLUDING SPIRITS PERFUMED) { P. "	5,037	3,983	4,454	4,059	5,725
WINES—										
<i>Champagne and other Sparkling Wines (a) (I D)—</i>										
Bombay Gals.
United Kingdom	92	65	2,150	2,702	1,960	..	214
Other British Possessions	64	6	15	175	..
Gibraltar
TOTAL, BRITISH EMPIRE	64	92	65	6	15	2,150	2,702	1,960	175	214
Belgium
D'ibouti	110
France	61	46	81	86	57	2,638	2,567	1,648
Italy	922	1,290	2,377	..	208
Other Foreign Countries	28	29	5	13	..	646	550	145	..
TOTAL, FOREIGN COUNTRIES	171	74	110	91	70	3,610	1,936	2,927	2,712	1,846
TOTAL, BRITISH EMPIRE AND FOREIGN COUNTRIES	235	166	175	97	85	5,760	4,638	4,887	2,8	2,060

Total quantities and value of articles imported—contd.

Articles and countries of consignment.	Quantities.					Value				
	1926-27.	1927-28.	1928-29.	1929-30.	1930-31.	1926-27.	1927-28.	1928-29.	1929-30.	1930-31.
LIQUORS—continued.										
WINES PORT—continued.										
(b) (I. D.)—										
United Kingdom .. Gals.	281	186	129	222	188	Rs.	Rs.	Rs.	Rs.	Rs.
Other British Possessions .. "	13	12	10	2,663	2,436	1,677	2,309	1,939
Bombay .. "	225	195	200
TOTAL, BRITISH EMPIRE .. "	244	198	139	222	188	3,088	2,631	1,877	2,309	1,939
Other Foreign Countries .. "	80	14	69	77	48	276	60	760	626	590
TOTAL, FOREIGN COUNTRIES .. "	80	14	69	77	48	276	60	760	626	590
TOTAL, BRITISH EMPIRE AND FOREIGN COUNTRIES .. "	274	212	208	299	231	3,364	2,691	2,637	2,935	2,529
Still, Red Wines, other than Port (c) (I. D.)										
United Kingdom .. Gals.	..	41	..	4	130	..	31	..
Other British Possessions .. "
TOTAL, BRITISH EMPIRE .. "	..	41	..	4	130	..	31	..
France .. "
Italy .. "
Djibouti .. "
Other Foreign Countries .. "	..	8	..	119	58	..	270	..
TOTAL, FOREIGN COUNTRIES .. "	..	8	..	119	58	..	270	..
TOTAL, BRITISH EMPIRE AND FOREIGN COUNTRIES .. "	..	22	..	123	188	..	301	..
Still, Red Wines, other than Port (c) (I. D.) In Bulk.										
Other British Possessions L. gals.	..	40	360
Total British Empire .. "	..	40	360
Sherry, Madeira and Marsala (d) (I. D.)										
Bombay .. Gals.	..	142	198	90	120	1,427	1,858	1,878	1,019	1,343
United Kingdom .. "	98	54	10	850	1,034	200
Other British Possessions .. "	29
Gibraltar .. "
TOTAL, BRITISH EMPIRE .. "	127	196	148	90	120	1,777	2,892	2,078	1,019	1,343
Spain .. "
Other Foreign Countries .. "	6	..	2	10	24	64	..	18	122	393
TOTAL, FOREIGN COUNTRIES .. "	6	..	2	10	24	64	..	18	122	393
TOTAL, BRITISH EMPIRE AND FOREIGN COUNTRIES .. "	133	196	150	100	144	1,841	2,892	2,096	1,141	1,736
Sherry, Madeira and Marsala (d) (I. D.) In Bulk.										
Other British Possessions L. gals.	..	26	226
Total British Empire .. "	..	26	226
Other Foreign Countries .. "	..	23	25
Total Foreign Countries .. "	..	23	25
TOTAL, BRITISH EMPIRE AND FOREIGN COUNTRIES .. "	..	49	251
Still White Wines other than Sherry, Madeira and Marsala (e) (I. D.)										
Other British Possessions .. Gals.
TOTAL, BRITISH EMPIRE .. "
Italy .. "	..	4	10	29	80
Other Foreign Countries .. "
France .. "
TOTAL, FOREIGN COUNTRIES .. "	..	4	10	29	80
TOTAL, BRITISH EMPIRE AND FOREIGN COUNTRIES .. "	..	4	10	29	80
Other Sorts, including Vermouth and Ginger Wines (f) (I. D.)										
Bombay .. L. Gals.	150	1,664	..	1,435
United Kingdom .. "	141
Gibraltar .. "
Ceylon .. "
Other British Possessions .. "	66	169	15	108	45	657	1,229	233	1,050	552
Egypt .. "
TOTAL, BRITISH EMPIRE .. "	207	169	165	108	45	2,321	1,229	1,668	1,050	552
Djibouti .. Gals.	..	80	1,053
France .. "	413	414	327	303	521	2,519	2,954	2,011	1,944	3,681
Italy .. "	505	505	348	252	222	2,216	2,783	1,843	1,376	1,691
Egypt .. "
Other Foreign Countries .. "	162	39	215	172	129	756	310	1,229	625	1,138
TOTAL, FOREIGN COUNTRIES .. "	1,080	1,038	890	727	872	5,491	7,100	5,083	3,945	6,710
TOTAL, BRITISH EMPIRE AND FOREIGN COUNTRIES .. "	1,287	1,207	1,055	835	917	7,812	8,329	6,751	4,995	7,262
In Bulk										
Other British Possessions .. "	195	179	805	755
TOTAL BRITISH EMPIRE .. "	195	179	805	755
Italy .. "	409	504	649	362	370	1,418	1,055	1,978	1,035	1,055
Other Foreign Countries .. "	309	1,005
TOTAL FOREIGN COUNTRIES .. "	409	504	649	362	679	1,418	1,055	1,978	1,035	2,060
TOTAL, BRITISH EMPIRE AND FOREIGN COUNTRIES .. "	604	683	649	362	679	2,223	1,810	978	1,035	2,060
TOTAL, WINES .. "	2,533	2,578	2,247	1,816	2,056	21,000	21,188	18,429	13,294	15,647
TOTAL, LIQUORS (INCLUDING PERFUMED SPIRITS)	108,712	115,307	125,137	79,318	84,977	3,32,180	3,38,763	3,58,801	2,59,926	2,69,140
P. ..	5,087	8,983	4,451	4,059	5,725					

723
GENERAL IMPORTS.

No. 7—contd.

Total quantities and value of articles imported—contd.

Articles and countries of consignment.	Quantities.					Value.				
	1926-27.	1927-28.	1928-29.	1929-30.	1930-31.	1926-27.	1927-28.	1928-29.	1929-30.	1930-31.
						Rs.	Rs.	Rs.	Rs.	Rs.
MACHINERY AND MILLWORK—										
<i>Prime-movers (other than electrical)</i>										
(b) (III J) Locomotives										
Others (i)—										
Bombay Value	4,858
United Kingdom
Other British Possessions	4,858
TOTAL, BRITISH EMPIRE								4,858		
TOTAL, BRITISH EMPIRE AND FOREIGN COUNTRIES								4,858		
<i>Prime Movers, Railway Locomotive engines and tenders and parts.</i>										
Bombay Value	30,000
United Kingdom
Other British Possessions
TOTAL, BRITISH EMPIRE							30,000			
(iii) Oil Engine—										
United Kingdom No.	1	..	5,000	110	57,435
Other British Possessions	70
TOTAL, BRITISH EMPIRE				1		5,000			110	57,505
(iv) Parts of oil engine—										
United Kingdom Value	3,014	2,923	4,454	500	1,000
Other British Possession	940	681	25
TOTAL, BRITISH EMPIRE						3,954	3,754	4,479	500	1,000
<i>Steam Engine—</i>										
United Kingdom No.	3	1,600	..
Other British Possessions
TOTAL, BRITISH EMPIRE				3					1,600	
(v) Parts of steam engines										
Bombay Value	1,250
United Kingdom	3,228	2,373
Other British Possessions
TOTAL, BRITISH EMPIRE						4,478	2,373			
<i>Prime-movers (other than electrical)</i>										
(a) Locomotives—Parts of oil engines										
United Kingdom Value	10,500
Other British Possessions	86	100	..
TOTAL, BRITISH EMPIRE								10,586	100	
<i>Parts of steam engines—</i>										
Other British Possessions .. Value
TOTAL, BRITISH EMPIRE										
Other Foreign Countries
TOTAL, BRITISH EMPIRE AND FOREIGN COUNTRIES										
<i>Prime-movers (other than electrical)</i>										
other than locomotives (b)—										
Parts of gas engines—										
Other British Possessions Value	300
TOTAL, BRITISH EMPIRE							300			
Other Foreign Countries .. Value	800	50	174
United States	3,580	1,110
TOTAL, FOREIGN COUNTRIES						4,380	1,160	174
TOTAL, BRITISH EMPIRE AND FOREIGN COUNTRIES						4,780	1,460	174
<i>Prime-mover (other than electrical)</i>										
(b) Other than Locomotive—										
(iii) Oil Engine—										
United Kingdom Nos.	7	7	58,090	..
Other British Possessions
TOTAL, BRITISH EMPIRE			7					7	58,090	
(vi) Other Foreign Countries Value	474
TOTAL, FOREIGN COUNTRIES						474				
TOTAL, BRITISH EMPIRE AND FOREIGN COUNTRIES						4,952	2,373			
<i>Parts of Oil Engines—</i>										
Other British Possessions .. Value	450
TOTAL, BRITISH EMPIRE										450
<i>Transformers—</i>										
United Kingdom Value	3,067	1,351
Other British Possessions
TOTAL, BRITISH EMPIRE									3,067	1,351
Other Foreign Countries	200
TOTAL, FOREIGN COUNTRIES Value										200
TOTAL, BRITISH EMPIRE AND FOREIGN COUNTRIES										1,551
<i>Electrical machinery of all kinds, not including instruments, apparatus, appliances and parts thereof (b) (III J)—</i>										
Generators (bi) (III J)—										
Bombay Value	62
Other British Possessions	200	386	600	226	..
United Kingdom
TOTAL, BRITISH EMPIRE						200	386	600	226	62
Other Foreign Countries .. Value	749	..	1,000	200
Egypt
TOTAL, FOREIGN COUNTRIES							749		1,000	200
TOTAL, BRITISH EMPIRE AND FOREIGN COUNTRIES							1,185	600	1,226	262
<i>Control and Switch Gear—</i>										
Other British Possessions .. Value	202
TOTAL, BRITISH EMPIRE						202				
Other Foreign Countries .. Value
Italy
TOTAL, BRITISH EMPIRE AND FOREIGN COUNTRIES						6,700				
<i>Motors (bi) (III J)—</i>										
Other British Possessions Value	6,900	..	7,105
United Kingdom	250	80	200
TOTAL, BRITISH EMPIRE						7,150			80	1,154

GENERAL IMPORTS.

No. 7—contd.

Total quantities and value of articles imported—contd.

Articles and countries of consignment.	Quantities.					Value.				
	1926-27.	1927-28.	1928-29.	1929-30.	1930-31.	1926-27.	1927-28.	1928-29.	1929-30.	1930-31.
MACHINERY AND MILLWORK—contd.										
<i>Other kinds (biff) (III J)—</i>						Rs	Rs.	Rs.	Rs.	Rs.
Other Foreign Countries .. Value	220	100	320	1,056
United States
Italy	1,035
TOTAL, FOREIGN COUNTRIES	1,035	220	100	320	1,056
TOTAL, BRITISH EMPIRE AND FOREIGN COUNTRIES	1,285	200	7,205	7,05	2,410
Other British Possessions .. Value	690	280
United Kingdom	2,326	10,680	6,032	6,354	..
Bombay	4,500
TOTAL, BRITISH EMPIRE	7,516	10,960	6,032	6,354	..
Italy	12,965	10,000	2,209	1,115	1,745
Other Foreign Countries	780	260	535
United States	1,500	..
TOTAL, FOREIGN COUNTRIES	13,695	10,260	2,785	2,615	1,745
TOTAL, BRITISH EMPIRE AND FOREIGN COUNTRIES .. Value.	21,21	21,220	8,767	8 969	1,745
<i>Machinery not being prime movers or electrical Machinery—Aerated water making machine (c 4) (III J)—</i>										
Other British Possessions .. Value	160	780	375
United Kingdom	674	1,156	2,822
Bombay
TOTAL, BRITISH EMPIRE	674	1,156	2,982	780	375
Other Foreign Countries .. Value.	72	100
TOTAL, FOREIGN COUNTRIES	72	100
TOTAL, BRITISH EMPIRE AND FOREIGN COUNTRIES .. Value	674	1,228	3,082	780	375
<i>Agricultural Machinery (c 4) (III J)—</i>										
Other British Possessions .. Value
TOTAL, BRITISH EMPIRE
TOTAL, FOREIGN COUNTRIES
TOTAL, BRITISH EMPIRE AND FOREIGN COUNTRIES .. Value
MACHINERY OIL CRUSHING AND REFINING—										
United Kingdom .. Value
Bombay
Other British Possessions	825
TOTAL, BRITISH EMPIRE .. Value	825
Other Foreign Countries
TOTAL, FOREIGN COUNTRIES
TOTAL, BRITISH EMPIRE AND FOREIGN COUNTRIES .. Value	825
<i>Refrigerating machinery (III J)—</i>										
United Kingdom .. Value	1,778	2,707
Other British Possessions	120	745	580	435	85
TOTAL, BRITISH EMPIRE	120	2,523	3,287	435	85
United States of America .. Value	1,570	3,273	19,032	11,547	18,648
Other Foreign Countries	300	7,800
Switzerland
TOTAL, FOREIGN COUNTRIES	1,870	3,273	19,032	11,547	26,448
TOTAL, BRITISH EMPIRE AND FOREIGN COUNTRIES .. Value	1,990	5,796	22,319	11,982	26,528
<i>Rice and flour mill Machinery (III J)—</i>										
United Kingdom .. Value	2,364
Other British Possessions	500
TOTAL, BRITISH EMPIRE	2,364	..	500
Other Foreign Countries .. Value	850
Total Foreign Countries	850
Total British Empire and Foreign Countries	850	500
<i>Saw mill and wood working machinery (III J)—</i>										
United Kingdom .. Value	3,400
Other British Possessions	105
TOTAL, BRITISH EMPIRE	3,400	..	105
United States of America .. Value
Other Foreign Countries
TOTAL, FOREIGN COUNTRIES
TOTAL, BRITISH EMPIRE AND FOREIGN COUNTRIES	3,400	..	105
<i>Boilers (biff) (III J)—</i>										
Egypt .. Value	7,499	8,056	5,185	5,160	3,596
United Kingdom	50	100
Other British Possessions
TOTAL, BRITISH EMPIRE	7,549	8,156	5,185	5,160	3,596
Italy	11,953
Egypt	200	3,500	2,000	..
Other Foreign Countries	78
TOTAL, FOREIGN COUNTRIES	11,953	200	3,500	2,000	78
TOTAL, BRITISH EMPIRE AND FOREIGN COUNTRIES	2,19,502	8,356	8,685	7,160	3,674

No. 7—contd.

Total quantities and value of articles imported—contd.

Articles and countries of consignment.	Quantities.					Value.				
	1926-27.	1927-28.	1928-29.	1929-30.	1930-31.	1926-27.	1927-28.	1928-29.	1929-30.	1930-31.
MACHINERY AND MILLWORK—contd.										
<i>Boilers (ctii) (III J)—contd.</i>										
Metal Working Machine (including Machine tools)—										
United Kingdom .. Value	4,830
Other British Possessions	500
TOTAL, BRITISH EMPIRE	5,330
Other Foreign Countries .. Value	380
TOTAL, FOREIGN COUNTRIES	380
TOTAL, BRITISH EMPIRE AND FOREIGN COUNTRIES	5,710
<i>Others—</i>										
Other British Possessions .. Value
TOTAL, BRITISH EMPIRE
<i>Printing and Machinery—</i>										
Other British Possession .. Value	70
TOTAL BRITISH EMPIRE	70
<i>Sewing and knitting Machines and parts thereof—Sewing and knitting Machines (cti a) (III J)—</i>										
Egypt .. Nos.	23	1,500
Other British Possessions ..	7	7	6	8	2	620	430	550	540	90
United Kingdom ..	98	188	139	220	149	6,282	13,902	10,148	17,090	16,128
Zanzibar
TOTAL, BRITISH EMPIRE ..	128	195	145	228	151	8,402	14,832	10,728	17,630	16,218
Germany ..	185	112	108	38	94	9,980	7,679	7,581	2,820	6,675
Hodeidah
Other Foreign Countries ..	18	15	32	33	11	1,090	1,020	2,340	1,360	410
United States
Austria ..	28	1,800
TOTAL, FOREIGN COUNTRIES ..	231	127	140	71	105	12,870	8,699	9,871	4,180	7,085
TOTAL, BRITISH EMPIRE AND FOREIGN COUNTRIES ..	359	322	285	299	256	21,272	23,531	20,600	21,810	23,303
<i>Parts of sewing and knitting Machines and accessories (cti b) (III J)—</i>										
Egypt .. Value
Other British Possessions	160	500	150	1,115	1,350
United Kingdom	1,070	1,100
TOTAL, BRITISH EMPIRE	1,230	1,600	150	1,115	1,350
Germany .. Value.	75
Other Foreign Countries	75	600	100	630	940
TOTAL, FOREIGN COUNTRIES	1,311	600	100	630	940
TOTAL, BRITISH EMPIRE AND FOREIGN COUNTRIES	2,200	250	1,745	2,290
<i>Sugar Machinery—</i>										
United Kingdom .. Value.	2,172
Other British Possessions	80	..
TOTAL BRITISH EMPIRE	2,172	80	..
<i>Tea Machinery—</i>										
Other Foreign Countries .. Value	658
TOTAL, FOREIGN COUNTRIES	658
<i>Textile Machinery—</i>										
Cotton—										
Other British Possessions
United Kingdom
TOTAL, BRITISH EMPIRE
<i>Type-writers (III J)—</i>										
<i>Type-writers—</i>										
India—Bombay .. Nos.	7	21	8	4	..	1,918	5,535	2,445	1,310	..
United Kingdom ..	27	16	10	11	4	5,984	2,588	1,354	2,680	3,061
Other British Possessions ..	6	12	1	4	4	800	1,855	150	215	612
Calcutta
TOTAL, BRITISH EMPIRE ..	40	49	19	19	18	8,697	9,978	3,949	4,205	3,673
Italy	4	1,550
Trieste	6	1,250	..	1,200
Germany ..	5
United States of America ..	17	37	48	22	28	4,385	7,605	9,437	5,715	5,220
Other Foreign Countries ..	8	9	12	8	6	1,391	1,468	2,425	438	900
TOTAL, FOREIGN COUNTRIES ..	30	50	66	25	34	7,026	10,624	13,062	6,153	6,120
TOTAL, BRITISH EMPIRE AND FOREIGN COUNTRIES ..	70	99	85	44	52	15,723	20,602	17,011	10,358	9,793
<i>Parts of Type-writers (III J)—</i>										
Other British Possessions .. Value
United States of America
Other Foreign Countries	70	35
TOTAL, FOREIGN COUNTRIES	70	35
TOTAL, BRITISH EMPIRE AND FOREIGN COUNTRIES	70	35
<i>Rice and Flour Mill Machines (III J)—</i>										
Other British Possessions .. Value
TOTAL, BRITISH EMPIRE

Total quantities and value of articles imported—contd.

Articles, and countries of consignment.	Quantities.					Value.				
	1926-27.	1927-28.	1928-29.	1929-30.	1930-31.	1926-27.	1927-28.	1928-29.	1929-30.	1930-31.
MACHINERY AND MILLWORK—contd.										
<i>Other sorts of Machinery (xiv) (III J)—</i>										
Kenya Colony Value	4,765	..	1,300	..
Calcutta "
Egypt "	1,770
United Kingdom "	1,89,816	41,584	69,136	83,695	81,117
India—Bombay "	13,871	15,370	31,104	6,374	16,037
Zanzibar "
Other British Possessions "	800	370	880	..	840
Straits Settlements "	1,700	1,000	..
Ceylon "
TOTAL, BRITISH EMPIRE	2,07,457	62,089	1,01,120	92,369	97,994
<i>Trieste Value</i>										
Trieste "	1,240	..	1,142	21,247
Austria "	1,900	9,055	6,195	1,044
Egypt "	5,471	8,446	2,645
United States "	2,137	13,722	11,480	4,421	21,811
Germany "	1,450	2,300	12,440	..	1,050
France "	8,255	2,985	2,745
Italy "	21,800	11,525
Djibouti "	1,140	2,635	690
Other Foreign Countries "	2,195	1,250
Arabian Gulf Ports "
Masowah "
Jeddah "
Sweden "
Belgium "	1,100
TOTAL, FOREIGN COUNTRIES	28,182	31,937	42,841	25,824	62,182
TOTAL, BRITISH EMPIRE AND FOREIGN COUNTRIES	2,35,639	94,026	1,43,961	1,18,193	1,50,126
TOTAL, MACHINERY OF ALL KINDS (excluding) BELTING FOR MACHINERY	3,50,229	2,21,096	3,14,926	1,94,781	2,81,082
MANURES—										
<i>Bones (b) (II S)—</i>										
Other British Possessions .. Tons
Somaliland "
TOTAL, BRITISH EMPIRE
Djibouti "
Mocha "
Other Foreign Countries "
TOTAL, FOREIGN COUNTRIES
TOTAL, BRITISH EMPIRE AND FOREIGN COUNTRIES
<i>Fish manures (c) (II S)—</i>										
Other British Possessions .. Tons	..	—2	..	22	100	..	1,104	..
TOTAL, BRITISH EMPIRE	—2	..	22	100	..	1,104	..
Independent Small Ports .. Tons
Arabian Gulf Ports "	25	1,045
Other Foreign Countries "	20	15	..	7	1-5	840	478	..	288	82
Kamaran, etc. "
TOTAL, FOREIGN COUNTRIES	20	15	25	7	1-5	840	478	1,045	288	82
TOTAL, BRITISH EMPIRE AND FOREIGN COUNTRIES	20	15-2	25	—29	1-5	840	578	1,045	1,392	82
<i>Other kinds (excluding oilcakes)— (II S)—</i>										
Other British Possessions .. Tons	—2	4	1,804
British Somaliland "	2	..	43	..	27	38	..	2,412	..	1,304
TOTAL, BRITISH EMPIRE	2	..	43	—2	27	38	..	2,412	4	1,304
Arabian Gulf Ports .. Tons	83	1,252	..
Other Foreign Countries "	27	..	21	9	26	970	..	733	474	752
TOTAL, FOREIGN COUNTRIES	27	..	21	42	26	970	..	733	1,726	752
TOTAL, BRITISH EMPIRE AND FOREIGN COUNTRIES	27-2	..	64	42-2	53	1,008	..	3,145	1,730	2,056
MATCHES (a) (III V)—										
<i>Safety—</i>										
Bombay Gross	3,300	5,200	..	4,762
United Kingdom "	1,850	..	8,375	4,750	3,256	2,260	..	13,380	6,850	..
Strait Settlement "	1,500	1,700
Suakin, etc. "	450
Other British Possessions "	20,600	250	..	1,000	..	600	350	..	1,350	..
Egypt "	19,520
Calcutta "
TOTAL, BRITISH EMPIRE	22,900	250	13,175	5,750	3,256	22,380	350	20,280	8,200	4,762
Trieste Gross	..	8,760	6,250	3,750	12,091	19,465	5,700	..
Belgium "	8,400	5,950	1,425	9,580	7,860	2,685	..	40
Other Foreign Countries "	50	20,655
Japan "	7,500	25,425	14,525	15,375	25,050	7,900	22,850	16,720	16,370	..
Djibouti "	3,520	2,000
Egypt "	..	4,350	2,000
Austria "	24,150	29,378
Hodledah "	2,500	2,200
Germany "	7,765	1,650	10,425	6,650	19,900	12,095	2,568	13,171	8,210	9,950
Italy "	5,000	6,200	..	625	..	8,000	9,150	..	1,500	..
Other Countries in Europe "	1,200	100	508	1,150	..	1,400	115	805	1,360	..
Gaizan "
Sweden "	..	5,250	4,000	11,500	3,000	..	7,950	5,357	12,980	4,550
TOTAL, FOREIGN COUNTRIES	54,015	57,675	39,123	38,950	40,500	63,353	66,104	60,203	46,070	37,395
TOTAL, BRITISH EMPIRE AND FOREIGN COUNTRIES	76,915	57,925	52,303	44,700	43,756	90,733	66,454	80,483	54,270	42,157

Total quantities and value of articles imported—contd.

Articles, and countries of consignment.	Quantities.					Value.				
	1926-27.	1927-28.	1928-29.	1929-30.	1930-31.	1926-27. Rs.	1927-28. Rs.	1928-29. Rs.	1929-30. Rs.	1930-31. Rs.
MATCHES—contd.										
<i>Other sorts (b) (III V)—</i>										
United Kingdom Gross	1,250	3,270	1,500	1,500	5,975	1,800	5,325	2,500	2,000	8,98
India—Bombay	1,500	1,650
Egypt
Australia
Suakin	525	225	700	25
Other British Possessions
TOTAL, BRITISH EMPIRE	1,250	3,270	3,000	2,025	6,200	1,800	5,325	4,150	2,700	9,23
<i>Trieste Gross</i>	..	4,675	..	3,950	3,625	..	5,975	3,30
Japan	10,000	2,500	..	8,500	3,50
Russia in Europe	5,000	3,00
Djibouti	2,000	2,500	..	500	1,000	3,000	3,500	..	771
Italy	350	932	150	500	754	200	..
Other Foreign Countries	550	..	7,000	..	2,000	..	4,700	5,000	21,725	2,95
Egypt	3,125	4,500	14,250	27,593	27,690	36,325	6,944	5,200	44,74
Sweden	18,600	20,080	9,050	3,600	3,500	5,18
Germany	6,667	6,650	..
Belgium
Holland
TOTAL FOREIGN COUNTRIES	19,440	40,230	23,932	23,617	44,718	28,690	59,060	30,592	37,975	68,45
TOTAL, BRITISH EMPIRE	20,690	43,500	26,932	30,642	50,918	30,490	64,385	34,742	40,675	72,68
FOREIGN COUNTRIES	19,440	40,230	23,932	23,617	44,718	28,690	59,060	30,592	37,975	68,45
MATS AND MATTING (except COIR AND RUBBER) (III V)—										
<i>India—Bombay Sq.yds.</i>	1,760	1,920	2,480	6,240	3,200	695	1,418	1,679	2,115	797
Other British Possessions	120	4,618	704	57	843	122	..
United Kingdom Sq.yds.	9,640	14,840	3,825	3,887
TOTAL, BRITISH EMPIRE	1,760	2,040	7,098	16,584	18,040	695	1,470	2,522	6,062	4,684
Mokha Sq.yds.	20,230	..	24,880	1,840	..	1,834
Hoddedah	8,400	5,200	5,200	1,785	1,815	1,170
Dunkali Coast	263,620	250,760	290,920	170,840	1,36,680	16,277	16,965	16,646	8,492	6,781
Independent Somali Ports	5,440	44,040	10,840	1,435	7,952	2,262	..
Mossawah
Arabian Gulf Ports	20,670	31,720	45,230	33,160	34,480	4,546	7,265	10,630	9,420	8,175
D'Jibouti and Obokh	3,880	15,623	8,206	12,646	11,008	1,337	2,439	821	1,660	2,011
Other Foreign Countries	14,720	2,219
Jeddah
TOTAL, FOREIGN COUNTRIES	331,470	311,748	419,126	232,486	1,82,166	28,008	29,419	39,053	21,834	16,923
TOTAL, BRITISH EMPIRE AND FOREIGN COUNTRIES	333,230	313,788	426,224	249,070	2,00,206	28,698	30,889	41,575	27,896	21,607
METALS AND ORES—										
<i>Aluminium (III L)—</i>										
(II) Sheets—										
Other British Possessions .. Cwt.	3	125
TOTAL, BRITISH EMPIRE	3	125
(III) O-Mats—										
<i>Aluminium (III L)—</i>										
Madras Cwt.
India—Bombay	450	602	562	780	1,067	55,791	..	67,617	75,305	87,735
Other British Possessions	12	3	4	5	4	1,047	74,770	330	420	600
Straits Settlements	200
United Kingdom	16	18	1,718	1,265
Kenya Colony	25	2,500	..
Tanganyika Territory	13	1,500	..
TOTAL, BRITISH EMPIRE	462	621	579	823	1,071	56,838	76,668	69,212	79,725	88,335
Germany Cwt.	39	26	12	3,940	2,330	1,180	..	118
Other Foreign Countries	1	3	3	14	2	50	316	256	1,550	..
TOTAL, FOREIGN COUNTRIES	40	29	15	14	2	3,990	2,646	1,886	1,550	118
TOTAL, BRITISH EMPIRE AND FOREIGN COUNTRIES	502	650	594	837	1,073	60,828	79,314	70,598	81,275	88,453
<i>Antirrhin Metal—</i>										
Other British Possessions .. Cwt.	4	510
TOTAL, BRITISH EMPIRE	4	510
<i>Brass Bronze and similar alloys and manufacture thereof—</i>										
<i>Unwrought (a) (III L)—</i>										
Bombay Cwt.	27	32	1,127	3,583	..
United Kingdom	290
Other British Possessions	6	3	7	633	233
TOTAL, BRITISH EMPIRE	6	3	27	32	7	633	233	1,127	3,583	290
Other Foreign Countries .. Cwt.
TOTAL, FOREIGN COUNTRIES
TOTAL, BRITISH EMPIRE AND FOREIGN COUNTRIES	6	3	27	32	7	633	233	1,127	3,583	290
METALS—OTHER THAN IRON AND STEEL AND MANUFACTURES THEREOF—										
<i>Mixed or Yellow metal for sheeting (O 4) (III L)—</i>										
Bombay Cwt.	25	1,600	..
Other British Possessions	11	..	12	520	..	650
TOTAL, BRITISH EMPIRE	11	..	12	25	..	520	..	650	1,600	..
Other Foreign Countries	10	16	..	500	1,205	..	730
TOTAL, FOREIGN COUNTRIES	10	16	..	500	1,205	..	730
TOTAL, BRITISH EMPIRE AND FOREIGN COUNTRIES	11	10	12	25	16	520	500	1,855	1,600	720

No. 7—contd.

Total quantities and value of articles imported—contd.

Articles, and countries of consignment.	Quantities.					Value.				
	1926-27.	1927-28.	1928-29.	1929-30.	1930-31.	1926-27.	1927-28.	1928-29.	1929-30.	1930-31.
METALS—OTHER THAN IRON AND STEEL AND MANUFACTURES THEREOF—contd.						Rs.	Rs.	Rs.	Rs.	Rs.
<i>Brass sheets—</i>										
Straits Settlement .. Cwt.	8	1,000
Bombay	15	1,099
United Kingdom	12	4	3	23	42	596	160	165	1,365	1,708
Other British Possessions
TOTAL, BRITISH EMPIRE	12	4	26	23	42	596	160	2,264	1,365	1,708
Germany Cwt.	..	16	68	..	24	..	1,000	3,457	..	1,150
Other Foreign Countries	10	..	5	13	..	625	1,200	250	605
Belgium	10
TOTAL, FOREIGN COUNTRIES	26	78	5	37	..	1,625	4,657	250	1,755
TOTAL, BRITISH EMPIRE AND FOREIGN COUNTRIES	12	30	104	28	79	596	1,175	6,921	1,615	3,463
<i>Brass rods—</i>										
Other British Possessions .. Cwt.	13	1	..	2	9	509	50	..	85	329
United Kingdom	22	28	1,125	1,308
TOTAL, BRITISH EMPIRE	13	23	28	2	9	509	1,175	1,308	85	329
<i>Tubes—</i>										
United Kingdom Cwt.	27	127	38	85	..	1,866	18,914	3,233	6,715	..
Other British Possessions	3	364
TOTAL, BRITISH EMPIRE	27	127	38	85	3	1,866	18,914	3,233	6,715	364
Other Foreign Countries .. Cwt.	9	200	..
TOTAL FOREIGN COUNTRIES	9	200	..
TOTAL BRITISH EMPIRE AND FOREIGN COUNTRIES	27	127	38	94	3	1,866	18,914	3,233	6,915	364
<i>Brass Wire—</i>										
United Kingdom Cwt.	..	94	18	..	28	..	5,469	1,725	..	1,665
Bombay	2	5	150	115	70
Other British Possessions	4
TOTAL, BRITISH EMPIRE	94	22	2	31	..	5,469	1,875	115	1,735
Japan Cwt.	14	1,262
Germany	42	..	21	45	..	2,582	..	1,250	2,623
Other Foreign Countries	22	..	15	8	11	1,675	1,151	790	850	695
Belgium	20
France	15	1,200	..
TOTAL, FOREIGN COUNTRIES	22	62	15	39	70	1,675	3,733	790	2,800	4,580
TOTAL, BRITISH EMPIRE AND FOREIGN COUNTRIES	22	156	37	41	101	1,675	9,200	2	2,915	6,315
<i>Wrought (b) (III L)—</i>										
Egypt Cwt.
Calcutta
United Kingdom	259	42	54	99	53	28,265	5,013	3,496	8,971	5,840
India—Bombay	69	45	93	57	62	5,630	3,786	5,203	5,161	5,279
Straits Settlements	17	46	38	27	..	1,100	3,435	3,117	2,020	..
Perim
Other British Possessions	20	17	70	6	34	1,495	510	1,401	415	1,552
Somaliland	72	1,847
TOTAL, BRITISH EMPIRE	437	150	255	189	149	37,836	12,694	13,217	16,567	12,671
Italy Cwt.
France
Massowah
Japan
Germany	29	35	30	2,690	3,092	1,705
Mokha
D'Jibouti
Other Foreign Countries	48	52	34	18	65	2,105	1,791	1,036	1,651	2,701
Egypt	23	16	1,915	1,140	..
Hodeidah	15	5,500	..
Italian East Africa
Austria
TOTAL, FOREIGN COUNTRIES	77	87	87	49	65	4,795	4,883	4,656	8,291	2,701
TOTAL, BRITISH EMPIRE AND FOREIGN COUNTRIES	514	237	342	238	214	42,631	17,577	17,873	24,858	15,372
<i>Wrought (a)—</i>										
<i>Brass and Sheets (C 6) (III L)—</i>										
United Kingdom Cwt.
Other British Possessions
Bombay
TOTAL BRITISH EMPIRE
Germany Cwt.
Belgium
Other Foreign Countries
TOTAL, FOREIGN COUNTRIES
TOTAL, BRITISH EMPIRE AND FOREIGN COUNTRIES

Total quantities and value of articles imported—contd.

Articles, and countries of consignment	Quantities.					Value.				
	1926-27.	1927-28.	1928-29.	1929-30.	1930-31	1926-27. Rs.	1927-28. Rs.	1928-29. Rs.	1929-30. Rs.	1930-31. Rs.
METALS, IRON AND STEEL AND MANUFACTURES THEREOF—contd.										
<i>Copper, old, for re-manufacture (a) (III L)—</i>										
Other British Possessions .. Cwt.	9	1	18	10	8	286	15	415	285	157
TOTAL, BRITISH EMPIRE .. "	9	1	18	10	8	286	15	415	285	157
Gazan Cwt.	31	1,096
Moscowah
Hodjedah
D'Jibouti
Arabian Gulf Ports
Kamran and Farsan
Mokha
Other Foreign Countries	37	34	48	109	79	931	1,681	932	2,128	1,469
TOTAL, FOREIGN COUNTRIES .. "	37	34	74	109	79	931	1,681	2,028	2,128	1,469
TOTAL, BRITISH EMPIRE AND FOREIGN COUNTRIES .. "	46	35	92	119	87	1,167	1,696	2,443	2,363	1,626
<i>Copper, Unwrought—</i>										
<i>Other sorts (b) (III L)—</i>										
Other British Possessions .. Cwt.
(1) Tiles, ingots, cakes, bricks slabs.										
United Kingdom	42	10	2,738	755
Other British Possessions
TOTAL BRITISH EMPIRE .. "	42	10	2,738	755
Other Foreign Countries
TOTAL, FOREIGN COUNTRIES .. "
TOTAL, BRITISH EMPIRE AND FOREIGN COUNTRIES .. "	42	10	755
<i>Copper Rods—</i>										
Other British Possessions	1	3	..	4	..	60	202	..	420
TOTAL, BRITISH EMPIRE .. "	..	1	3	..	4	..	60	202	..	420
TOTAL, BRITISH EMPIRE AND FOREIGN COUNTRIES .. "	..	1	3	..	4	..	60	202	..	420
<i>Copper Sheets—</i>										
Anglo-Egyptian Sudan .. Cwt.	..	22	..	25	1,100	..	1,000	..
Bombay	10	..	3	2	24	600	..	140	55	900
Other British Possessions
United Kingdom	62	61	90	32	55	3,587	3,000	5,605	2,000	3,197
TOTAL, BRITISH EMPIRE .. "	72	83	93	59	79	4,187	4,100	5,745	3,955	4,097
France Cwt.	..	40	..	28	41	..	2,200	..	1,634	2,800
Germany	193	147	89	82	110	9,670	7,255	4,600	1,500	4,900
Other Foreign Countries	3	134	..
Belgium	30	63	22	48	..	1,370	3,890	1,250	2,725	..
Egypt	20	1,000
TOTAL, FOREIGN COUNTRIES .. "	223	270	111	106	151	11,040	14,345	5,850	5,993	7,500
TOTAL, BRITISH EMPIRE AND FOREIGN COUNTRIES .. "	295	353	204	165	230	15,227	18,445	11,595	9,948	11,597
<i>Copper Tubes—</i>										
United Kingdom	68	16	29	41	27	6,189	1,077	2,602	2,380	2,431
Other British Possessions	2	170
TOTAL, BRITISH EMPIRE .. "	70	16	29	41	27	6,359	1,077	2,602	2,380	2,431
Other Foreign Countries .. Cwt.	..	6	..	41	150
TOTAL FOREIGN COUNTRIES .. "	..	6	..	41	150
TOTAL, BRITISH EMPIRE AND FOREIGN COUNTRIES .. "	70	22	29	..	27	6,359	1,227	2,602	2,380	2,431
<i>Copper, Wrought—</i>										
<i>Wire (excluding wire of telegraph and telephone)—</i>										
Bombay Cwt.	25	..	5	1	15	1,510	..	300	75	10
Other British Possessions
United Kingdom	191	98	164	50	33	11,069	5,438	9,263	3,622	2,039
TOTAL, BRITISH EMPIRE .. "	216	98	169	51	33-15	12,579	5,438	9,563	3,697	2,049
Other Foreign Countries .. Cwt.	..	9	..	6	14	..	515	..	695	1,165
TOTAL, FOREIGN COUNTRIES .. "	..	9	..	6	14	..	515	..	695	1,165
TOTAL, BRITISH EMPIRE AND FOREIGN COUNTRIES .. "	216	107	169	57	47-15	12,579	5,953	9,563	4,392	3,214

No. 7—contd.

Total quantities and value of articles imported—contd.

Articles, and countries of consignment.	Quantities.					Value.				
	1926-27.	1927-28.	1928-29.	1929-30.	1930-31.	1926-27.	1927-28.	1928-29.	1929-30.	1930-31.
Metals, Iron and Steel, and Manufactures Thereof—contd.										
<i>Other manufactures (C to) (III L)—</i>										
Egypt Cwt.	30	28	18	60	22	2,088	3,347	1,439	4,148	1,361
United Kingdom	87	137	102	97	56	5,990	8,282	7,430	7,510	3,891
India—Bombay	11	5	13	10	3	880	425	500	280	..
Straits Settlements
Other British Possessions
TOTAL, BRITISH EMPIRE	128	170	131	167	81	8,958	12,054	9,869	11,941	5,147
Portuguese East Africa .. Cwt.	20	37	1,000	1,910
Germany	29	53	77	44	25	1,608	1,890	1,715	2,205	930
Other Foreign Countries
Belgium
Djibouti
TOTAL, FOREIGN COUNTRIES	59	90	77	44	25	2,608	3,800	1,715	2,205	930
TOTAL, BRITISH EMPIRE AND FOREIGN COUNTRIES	187	260	208	211	106	11,566	15,854	11,084	14,146	6,077
<i>German Silver (III L)—</i>										
United Kingdom Cwt.	18	33	..	18	..	3,700	5,550	..	2,303	..
India—Bombay	9	4	3	5	2	780	500	325	640	491
Other British Possessions
TOTAL, BRITISH EMPIRE	27	37	3	23	2	4,480	6,050	325	2,043	491
Trieste Cwt.	..	25	28	28	33	..	2,555	2,657	2,697	2,433
Austria
Other Foreign Countries	11	..	4	1,159	..	378
Germany	23	..	61	39	..	2,215	..	4,220	2,860
TOTAL, FOREIGN COUNTRIES	11	48	32	89	72	1,159	4,770	3,035	6,017	5,293
TOTAL, BRITISH EMPIRE AND FOREIGN COUNTRIES	38	85	35	112	74	5,639	10,820	3,360	9,860	5,784
<i>Iron—</i>										
<i>Pig (a) (III K)</i>										
United Kingdom Tons.	16	16	18	27	..	1,873	1,540	1,069	1,755	..
Other British Possessions
TOTAL, BRITISH EMPIRE	16	16	18	27	..	1,873	1,540	1,069	1,755	..
TOTAL, FOREIGN COUNTRIES
TOTAL, BRITISH EMPIRE AND FOREIGN COUNTRIES	16	16	18	27	..	1,873	1,540	1,069	1,755	..
<i>Manufactures—</i>										
<i>Angle, Bolt and Rod (b) (III K)—</i>										
United Kingdom Tons.	30	9	3	3,297	4,768	1,095
Bombay
Other British Possessions	3	4	—2	..	5	470	1,844	25	..	158
TOTAL, BRITISH EMPIRE	3	4	30—2	9	8	470	1,844	3,322	4,768	1,253
Other Foreign Countries .. Tons.	..	4	5	4	376	370	467	..
TOTAL, FOREIGN COUNTRIES	4	5	4	376	370	467	..
TOTAL, BRITISH EMPIRE AND FOREIGN COUNTRIES	3	8	35—2	13	8	470	2,220	3,692	5,235	1,253
<i>Bars and Channel (c) (III K)—</i>										
United Kingdom Tons.	117	114	55	32	16	17,518	12,316	6,332	4,330	1,855
India—Bombay	7	6	17	1,065	1,188	2,729
Other British Possessions	2	—9	1	2	—3	300	50	428	335	15
TOTAL, BRITISH EMPIRE	126	120-9	56	34	33-3	18,983	13,554	6,760	4,665	4,599
Germany Tons.	23	19	2,465	1,590
Italy	11	1,110
Belgium	875	614	379	441	72	96,719	59,379	40,230	44,028	5,997
Holland
Other Foreign Countries	1	2	13	6	—3	238	351	2,692	625	20
Djibouti	10	1,150	..
TOTAL, FOREIGN COUNTRIES	910	616	392	457	91-3	1,00,582	59,780	42,922	45,803	7,607
TOTAL, BRITISH EMPIRE AND FOREIGN COUNTRIES	1,036	736-9	448	491	124-6	1,19,465	73,334	49,682	50,468	12,206
<i>Iron or Steel—</i>										
<i>Anchor and Cables (a) (III K)—</i>										
United Kingdom Tons.	130	12	6	10	9	99,387	..	2,155	3,510	4,838
India—Bombay	12	7	5	5	..	2,841	1,680	1,803	1,347
Other British Possessions	—8	1	—1	115	510	4
TOTAL, BRITISH EMPIRE	130-8	13	13-1	15	14	99,502	3,351	3,839	5,313	6,685
Germany
Other Foreign Countries	1	2	1	—3	..	229	1,100	433	30	..
TOTAL, FOREIGN COUNTRIES	1	2	1	—3	..	229	1,100	433	30	..
TOTAL, BRITISH EMPIRE AND FOREIGN COUNTRIES	131-8	15	14-1	15-3	14	99,731	4,451	4,272	5,343	6,685

No. 7—contd.

Total quantities and value of articles imported—contd.

Articles, and countries of consignment.	Quantities.					Value.				
	1926-27.	1927-28.	1928-29.	1929-30.	1930-31.	1926-27.	1927-28.	1928-29.	1929-30.	1930-31.
METALS IRON AND STEEL AND MANUFACTURES THEREOF—contd.						Rs.	Rs.	Rs.	Rs.	Rs.
<i>Beams, pillars, girders and bridge work (b) (III K)—</i>										
United Kingdom Tons	45	44	24	19	10	15,769	13,284	7,508	4,219	1,673
India—Bombay "	22	34	12	4,030	4,247	2,321
Other British Possessions "	2	8	426	865
Straits Settlements "
TOTAL, BRITISH EMPIRE "	47	47	46	53	22	16,195	13,849	11,868	8,466	3,994
Mokha Tons
Belgium "	..	13	1	16	24	..	1,800	100	..	2,046
United States "	2,463	..
Other Foreign Countries "	6	594
TOTAL, FOREIGN COUNTRIES "	6	13	1	16	24	594	1,800	100	2,463	2,046
TOTAL, BRITISH EMPIRE AND FOREIGN COUNTRIES "	53	60	47	69	46	16,789	15,449	11,968	10,926	5,940
<i>Bells and nuts (c) (III K)—</i>										
United Kingdom Tons	14	26	26	25	28	5,426	8,419	7,182	8,243	8,852
India—Bombay "	2	3	10	1,249	1,180	2,321
Other British Possessions "	—1	—2	3	1	—2	32	45	791	467	13
TOTAL, BRITISH EMPIRE "	16—1	29—2	29	26	38—2	6,707	9,644	7,973	8,710	11,196
Germany Tons	2	1,095
United States "
Other Foreign Countries "	2	1	1	3	2	540	450	698	640	565
TOTAL, FOREIGN COUNTRIES "	4	1	1	3	2	1,635	450	698	640	565
TOTAL, BRITISH EMPIRE AND FOREIGN COUNTRIES "	20—1	30—2	30	29	40—2	8,342	10,094	8,671	9,350	11,761
<i>Fencing materials (including fencing wire)—</i>										
U. Kingdom Tons	120	68,000
Other British Possessions "
TOTAL, BRITISH EMPIRE "	120	68,000
Other Foreign Countries "	—3	45
TOTAL, FOREIGN COUNTRIES "	—3	45
TOTAL, BRITISH EMPIRE AND FOREIGN COUNTRIES "	—3	..	120	45	..	68,000
<i>Hoops and Strips (d) (III K)—</i>										
Other British Possessions Tons	1	—5	..	1	1	253	110	..	91	140
Bombay "
United Kingdom "
TOTAL, BRITISH EMPIRE "	1	—5	..	1	1	253	110	..	91	140
Germany Tons	..	3	1,035	525
Other Foreign Countries "	—6	2	200
TOTAL, FOREIGN COUNTRIES "	—6	3	2	200	1,035	525
TOTAL, BRITISH EMPIRE AND FOREIGN COUNTRIES "	1—6	3—5	..	1	3	453	1,145	..	91	665
<i>Nails, rivets and washers (e) (III K)—</i>										
United Kingdom Tons	16	29	36	30	15	4,138	6,366	10,940	6,102	4,182
India—Bombay "	21	21	21	17	8	7,565	7,990	6,741	6,392	2,615
Other British Possessions "	1	2	—3	—1	..	313	481	56	10	..
TOTAL, BRITISH EMPIRE "	38	52	57—3	47—1	23	12,016	14,817	17,737	12,504	6,797
Belgium Tons	11	5	..	6	..	2,085	2,018	..	1,025	..
France "	10	1,650	..
Norway "	4	1,100	..
United States "
Germany "	5	5	..	3	..	1,285	1,605	..	1,025	2,990
Arabian Gulf Ports "	10
Other Foreign Countries "	3	3	6	1	4	1,355	823	1,977	160	896
Sweden "	6
Italy "	..	7	6
TOTAL, FOREIGN COUNTRIES "	19	20	12	24	14	4,675	5,504	3,777	4,850	3,886
TOTAL, BRITISH EMPIRE AND FOREIGN COUNTRIES "	57	72	69—3	71—1	37	16,691	20,321	21,514	17,354	10,683

No. 7—contd.

Total quantities and value of articles imported—contd.

Articles, and countries of consignment.	Quantities.					Value.				
	1926-27.	1927-28.	1928-29.	1929-30.	1930-31.	1926-27.	1927-28.	1928-29.	1929-30.	1930-31.
METALS, IRON AND STEEL AND MANUFACTURES THEREOF—contd.						Rs.	Rs.	Rs.	Rs.	Rs.
Old for re-manufactures (III K)— Other British Possessions .. Tons	—1	3
TOTAL, BRITISH EMPIRE	—1—20	3
Other Foreign Countries	6	1	14	9	..	982	100	160	318
TOTAL, FOREIGN COUNTRIES	6	1	14	9	..	982	100	160	318
TOTAL, BRITISH EMPIRE AND FOREIGN COUNTRIES	6	1	14	9—1—20	..	982	100	160	321
Pipes and fitting cast (f) (III K)—										
Ceylon .. Tons
United Kingdom ..	49	8	15	28	18	14,941	2,846	4,646	11,020	4,235
India—Bombay ..	13	7	7	66	6	4,782	2,460	3,794	19,296	2,985
Other British Possessions ..	3	6	—1	1	..	985	480	30	116	..
Calcutta
TOTAL, BRITISH EMPIRE ..	65	21	22—1	95	19	20,608	5,786	8,470	30,432	7,220
United States .. Tons
Italian East Africa
Other Foreign Countries ..	3	—5	1	6	6	965	20	436	1,104	698
Germany	1	2,125
TOTAL, FOREIGN COUNTRIES ..	3	1—5	1	6	6	965	2,145	436	1,104	698
TOTAL, BRITISH EMPIRE AND FOREIGN COUNTRIES ..	68	22—5	23—1	101	25	21,573	7,881	8,906	31,536	7,918
Rails, Chairs, and fish-plates (excluding those for railways) (g) (III K)—										
Other British Possessions .. Tons	—9	7	2	—1	..	400	560	285	15	..
Bombay
Calcutta
Straits Settlements
United Kingdom ..	15	2,500
TOTAL, BRITISH EMPIRE ..	15—9	7	2	—1	..	2,900	560	285	15	..
Holland .. Tons	..	155	15,000
Hodeidah
Other Foreign Countries	11	31	760	700
Belgium
TOTAL, FOREIGN COUNTRIES	155	..	11	31	..	15,000	..	760	700
TOTAL, BRITISH EMPIRE AND FOREIGN COUNTRIES ..	15—9	162	2	11—1	31	2,900	15,560	285	775	700
Sleepers and Keys of steel or iron—										
Other Foreign Countries .. Tons	6	1	600	140	..
TOTAL FOREIGN COUNTRIES	6	1	600	140	..
Screws (h) (III K)—										
United Kingdom .. Tons	3	2	..	2	..	3,676	2,188	..	1,194	..
Other British Possessions ..	1	—3	—9	—1—20	—14	769	26	508	20	485
Bombay
TOTAL, BRITISH EMPIRE ..	4	2—3	—9	2—1—20	—14	4,445	2,164	508	1,214	485
Belgium .. Tons
Other Foreign Countries ..	—8	1	1	..	—10	590	595	860	..	200
TOTAL, FOREIGN COUNTRIES ..	—8	1	1	..	—10	590	595	860	..	200
TOTAL, BRITISH EMPIRE AND FOREIGN COUNTRIES ..	4—8	3—2	1—9	2—1—20	1—4	5,035	2,759	1,368	1,214	685
Sheets and plates Corrugated (III K)—										
Other British Possessions .. Tons	..	2	—8	900	720	725
Bombay	8	1,120	..
United Kingdom	826	121	68	31	..	1,89,453	27,325	10,873	6,119
TOTAL, BRITISH EMPIRE ..	5	828	121	66	31—8	900	1,90,173	27,325	11,993	6,844
Belgium .. Tons	..	14	7	..	3,135	1,240
D'ibouti
Other Foreign Countries	8	500	..
Germany	10	1,795
TOTAL, FOREIGN COUNTRIES	14	..	8	17	..	3,135	..	500	3,035
TOTAL, BRITISH EMPIRE AND FOREIGN COUNTRIES	842	121	69	48—8	900	1,93,308	27,325	12,493	9,879

733
GENERAL IMPORTS.

No. 7—contd.

Total quantities and value of articles imported—contd.

Articles, and countries of consignment.	Quantities.					Value.				
	1926-27.	1927-28.	1928-29.	1929-30.	1930-31.	1926-27.	1927-28.	1928-29.	1929-30.	1930-31.
						Rs.	Rs.	Rs.	Rs.	Rs.
METALS, IRON AND STEEL AND MANUFACTURES THEREOF—contd.										
<i>Sheets and plates—</i>										
<i>Galvanised—</i>										
<i>Plain—</i>										
Bombay Tons.	15	5	329	10	188	7,644	1,832	..	3,078	..
United Kingdom	138	305	..	301	..	23,654	53,338	39,924	36,768	21,298
Other British Possessions ..	—1	2	1	..	2	10	170	443	..	561
TOTAL, BRITISH EMPIRE .. Tons.	158—1	312	330	311	190	31,308	55,340	40,367	39,846	21,859
Other Foreign Countries .. Tons.	2	2	—3	4	7	590	645	60	495	1,017
Austria
Belgium	16	29	11	8	14	1,910	8,325	1,405	1,035	2,165
TOTAL, FOREIGN COUNTRIES Tons.	18	31	11—3	12	21	2,500	8,970	1,465	1,530	3,182
TOTAL, BRITISH EMPIRE AND FOREIGN COUNTRIES .. Tons.	171—1	343	341—3	323	211	33,808	64,310	41,832	41,376	25,041
<i>Tinned (III K)—</i>										
United Kingdom Tons.
Other British Possessions
TOTAL, BRITISH EMPIRE .. Tons.
Mossawah Tons.
Other Foreign Countries
TOTAL, FOREIGN COUNTRIES Tons.
Total, BRITISH EMPIRE AND FOREIGN COUNTRIES .. Tons.
<i>Not Galvanised or tinned (III K)—</i>										
United Kingdom Tons.
India—Bombay
Other British Possessions
TOTAL, BRITISH EMPIRE .. Tons.
Other Foreign Countries .. Tons.
TOTAL, FOREIGN COUNTRIES Tons.
TOTAL, BRITISH EMPIRE AND FOREIGN COUNTRIES .. Tons.
<i>Tubes and fittings, wrought (J) (III K)—</i>										
Bombay Tons.	..	6	4	1,000	1,080
United Kingdom	19	39	11	87	23	9,506	19,681	3,493	36,539	13,904
Other British Possessions	—2	..	—7	—2	..	50	..	285	80
TOTAL, BRITISH EMPIRE .. Tons.	19	45—2	15	87—7	23—2	9,506	20,731	4,573	36,824	13,984
Other Foreign Countries .. Tons.	..	1	—4	3	1	..	380	100	850	200
U. S. of America	27	9,031
TOTAL, FOREIGN COUNTRIES Tons.	..	1	27—4	3	1	..	380	9,131	850	200
TOTAL, BRITISH EMPIRE AND FOREIGN COUNTRIES .. Tons.	19	46—2	42—4	90—7	24—2	9,506	21,111	13,704	36,674	14,184
<i>Wire rope—</i>										
<i>I. Galvanised—(III K)—</i>										
<i>(II) Black.</i>										
Other Foreign Countries .. Tons.	2	820
TOTAL FOREIGN COUNTRIES. Tons.	2	820
TOTAL BRITISH EMPIRE AND FOREIGN COUNTRIES .. Tons.	2	820
Wire rope Galv.										
United Kingdom	3	2	16	5	4	2,069	1,716	7,000	3,139	2,778
Bombay	2	..	—2	1,800	..	130	..
Other British Possessions	2	..	2	1,860	..	1,385
TOTAL, BRITISH EMPIRE .. Tons.	5	4	18	5—2	4	3,929	3,516	8,385	3,269	2,778
Other Foreign Countries .. Tons.	..	1	965
Germany	6	4,470
TOTAL, FOREIGN COUNTRIES Tons.	..	1	6	965	4,470
TOTAL, BRITISH EMPIRE AND FOREIGN COUNTRIES .. Tons.	5	5	24	5—2	4	3,929	4,481	12,865	3,269	2,778

No. 7—contd.

Total quantities and value of articles imported—contd.

Articles and countries of consignment.	Quantities.					Value.				
	1926-27.	1927-28.	1928-29.	1929-30.	1930-31.	1926-27.	1927-28.	1928-29.	1929-30.	1930-31.
METALS, IRON AND STEEL, AND MANUFACTURES THEREOF—contd.										
<i>Wire other than fencing—</i>										
<i>Wire (b) (III E)—</i>										
Calcutta .. Tons.
United Kingdom	11
Bombay	3	2,992	..	1,052	..
Other British Possessions ..	2	1	1,144	..	5,629	..
TOTAL, BRITISH EMPIRE .. Tons.	2	15	584	300	..	198	..
Trieste .. Tons.	4,456	1,824	5,827	3,082
Belgium	5
Austria	21	1,250
Germany	83	3,378	5,505	3,690	1,297
United States of America	1,430
Other Foreign Countries ..	9	1,120
TOTAL, FOREIGN COUNTRIES Tons.	9	29	2,390	..	1,095	1,624	325
TOTAL, BRITISH EMPIRE AND FOREIGN COUNTRIES .. Tons.	11	44	2,974	10,684	7,924	11,141	6,184
<i>Wire Nails (III E)—</i>										
United Kingdom .. Tons.	6	18	1,275	4,898	1,481	..	1,632
Bombay
Other British Possessions
TOTAL, BRITISH EMPIRE .. Tons.	6	18	1,275	4,898	1,481	938	1,642
Trieste .. Tons.
Austria	13	1,940	..	1,320	2,275
Belgium
United States	3,918	..	3,076	1,350
Other Foreign Countries ..	4
Germany ..	12	600	1,300
TOTAL, FOREIGN COUNTRIES Tons.	16	40	2,885	7,158	..	5,495	4,730
TOTAL, BRITISH EMPIRE AND FOREIGN COUNTRIES .. Tons.	22	58	4,160	12,056	1,481	6,433	6,372
<i>Other manufactures of iron or steel</i>										
<i>(i) (III E)—</i>										
Ceylon .. Tons.	4
United Kingdom ..	9	53	1,145
India—Bombay	3,409	16,222	12,846	6,029	19,947
Other British Possessions	4,492
Somaland ..	1	1	508	800	50	233	150
TOTAL, BRITISH EMPIRE .. Tons.	14	54	5,062	17,022	12,896	6,262	24,589
Germany .. Tons.
United States
Mossawah
Belgium
Other Foreign Countries ..	1	852	..	250	1,290	50
TOTAL, FOREIGN COUNTRIES Tons.	1	852	..	250	1,290	50
TOTAL, BRITISH EMPIRE AND FOREIGN COUNTRIES .. Tons.	15	54	5,914	17,022	13,146	7,552	24,639
Steel—										
<i>Angle (III E)—</i>										
United Kingdom .. Tons.	10	35	1,445	4,131	4,662	15	3,072
Other British Possessions	130	100	4,583	15
TOTAL, BRITISH EMPIRE .. Tons.	10	35-9	1,445	4,261	4,762	4,598	3,087
Other Foreign Countries .. Tons.	200	..	190	500
TOTAL, FOREIGN COUNTRIES Tons.	200	..	190	500
TOTAL, BRITISH EMPIRE AND FOREIGN COUNTRIES .. Tons.	10	35-17	1,445	4,461	4,762	4,788	3,587
<i>Spring (III E)—</i>										
Other British Possessions .. Tons.
TOTAL, BRITISH EMPIRE .. Tons.
Other Foreign Countries .. Tons.
TOTAL, BRITISH EMPIRE AND FOREIGN COUNTRIES .. Tons.
<i>Bars (III E)—</i>										
United Kingdom .. Tons.	126	131	14,725	17,831	12,714	14,123	10,71
Bombay
Other British Possessions
TOTAL, BRITISH EMPIRE ..	126	134	14,725	18,193	13,037	14,302	10,71

No. 7—contd.

Total quantities and value of articles imported—contd.

Articles and countries of consignment.	Quantities.					Value.				
	1926-27.	1927-28.	1928-29.	1929-30.	1930-31.	1926-27.	1927-28.	1928-29.	1929-30.	1930-31.
Bars (III K)—contd.						Rs.	Rs.	Rs.	Rs.	Rs.
France Tons.	286	434	53	159	188	34,616	43,338	5,667	16,607	3,96
Belgium	5	9	3	14	..	485	955	350	1,570	18,03
Other Foreign Countries	1	1,73
Italy
TOTAL, FOREIGN COUNTRIES	291	443	56	173	190	35,101	44,288	6,017	18,177	23,71
TOTAL, BRITISH EMPIRE AND FOREIGN COUNTRIES	417	577	154	286	272-2	40,826	62,481	19,054	32,479	34,47
Channel (b) (III K)—										
United Kingdom	—2	1,004
Bombay—India
Other British Possessions
TOTAL, BRITISH EMPIRE	—2	1,004
Other Foreign Countries
Belgium
TOTAL FOREIGN COUNTRIES
TOTAL, BRITISH EMPIRE AND FOREIGN COUNTRIES	—2	1,004
Cast (c) (III K)—										
United Kingdom
Other British Possessions
TOTAL, BRITISH EMPIRE
Other Cast Steel—										
United Kingdom	37	24	108	26	18	18,401	8,917	22,948	7,118	4,980
Other British Possessions	1	1	2	—4	..	320	200	670	52	..
TOTAL, BRITISH EMPIRE	38	25	110	26-4	18	18,721	9,117	23,620	7,165	4,980
Other Foreign Countries
Belgium	—1	50	825
Other Foreign Countries
TOTAL, FOREIGN COUNTRIES	—1	50	825
TOTAL, BRITISH EMPIRE AND FOREIGN COUNTRIES	38	25-1	110	26-4	22	18,721	9,167	23,620	7,165	5,805
Cast Steel Bars—										
Bombay	4	..	19	1,436	..	3,780	..
United Kingdom	10	1,598	..
Other British Possessions	2	530
TOTAL, BRITISH EMPIRE	4	..	29	2	..	1,436	..	5,378	530
Other Foreign Countries	9	950	..
TOTAL, FOREIGN COUNTRIES	9	950	..
TOTAL, BRITISH EMPIRE AND FOREIGN COUNTRIES	38	2	6,328	530
Ingot, bloom, billets and slabs (d) (III K)—										
Other British Possessions
TOTAL, BRITISH EMPIRE
TOTAL, METALS, IRON AND STEEL AND MANUFACTURES THEREOF—										
Lead—										
(1) Unwrought Pig (a i) (III L)—										
United Kingdom Cwt.	..	110	1,875
India—Bombay
Other British Possessions	5	..	5	88	75
TOTAL, BRITISH EMPIRE	110	5	..	5	..	1,875	..	88	75
Unwrought Ore (III L)—										
Other British Possessions Tons.
United Kingdom	9	3	3	3	..	5,100	1,400	1,100	790
TOTAL, BRITISH EMPIRE	9	3	3	3	..	5,100	1,400	1,100	790
France	16	44	35	6	36	7,420	21,535	13,850	2,000	13,115
Other Foreign Countries	—3	80
TOTAL, FOREIGN COUNTRIES	16	44-3	35	6	36	7,420	21,615	13,850	2,000	13,115
TOTAL, BRITISH EMPIRE AND FOREIGN COUNTRIES	53-3	38	9	39	7,420	26,715	15,250	3,100	13,905
(ii) Others—										
Other British Possessions Cwt.	6	132
Bombay	106	200	1,580	4,020
TOTAL, BRITISH EMPIRE	6	107	200	132	1,580	4,020
Lead (b) wrought (i) sheets and Tea Chest—										
Other British Possessions Cwt.	50	800
Calcutta	16	1,300
TOTAL, BRITISH EMPIRE	16	50	..	1,300	800
Lead wrought sheets—										
Other British Possessions	3	5	22	23	..	85	211	499	292
Bombay	43	85	1,316	1,377
TOTAL, BRITISH EMPIRE	3	5	65	108	..	85	211	1,815	2,169
Other Foreign Countries Cwt.	8	600	..
TOTAL, FOREIGN COUNTRIES	8	600	..
TOTAL, BRITISH EMPIRE AND FOREIGN COUNTRIES	3	5	73	108	..	85	211	2,415	2,169
Other Sorts (III L)—										
Other British Possessions Cwt.	7	183	1,299
U. Kingdom	58
TOTAL, BRITISH EMPIRE	7	58	183	1,299
Wrought—										
Pipes and tubes (b i) (III L)—										
Other British Possessions Cwt.	6	23	10	216	969	145
United Kingdom
TOTAL, BRITISH EMPIRE	6	23	10	216	969	145

No. 7—contd.

Total quantities and value of articles imported—contd.

Articles and countries of consignment.	Quantities.					Value.				
	1926-27.	1927-28.	1928-29.	1929-30.	1930-31.	1926-27.	1927-28.	1928-29.	1929-30.	1930-31.
						Rs.	Rs.	Rs.	Rs.	Rs.
<i>Lead—continued.</i>										
Wrought other sorts (b) (III L)—										
Bombay Cwt.
Other British Possessions	142	8	20	9,284	495	965
United Kingdom
TOTAL, BRITISH EMPIRE	142	8	20	9,284	495	965
Other Foreign Countries	8	1	225	175
TOTAL, FOREIGN COUNTRIES	2	1	225	175
TOTAL, BRITISH EMPIRE AND FOREIGN COUNTRIES	142	10	21	9,284	720	1,140
<i>Metals other than iron and steel and manufactures thereof—</i>										
Quicksilver (III L)—										
Bombay Lbs.	4	15
Other British Possessions
TOTAL, BRITISH EMPIRE	4	15
Other Foreign Countries
TOTAL, FOREIGN COUNTRIES
TOTAL, BRITISH EMPIRE AND FOREIGN COUNTRIES	4	15
Solder (III L)—										
Other British Possessions .. Cwt.	2	7	1	6	4	500	510	68	212	220
Straits Settlements
TOTAL, BRITISH EMPIRE	2	7	1	6	4	500	510	68	212	220
Other Foreign Countries	3	200
TOTAL, BRITISH EMPIRE AND FOREIGN COUNTRIES	2	10	1	6	4	500	710	68	212	220
<i>Tin—</i>										
Unwrought (blocks, ingots, bars and slabs) (a) (III L)—										
Bombay	7	480	1,230	81
United Kingdom	2	..	1
Other British Possessions	12	5	2,400	1,000
Straits Settlements
TOTAL, BRITISH EMPIRE	2	19	6	480	3,630	1,081
Other Foreign Countries	5	1,000
Japan
TOTAL, FOREIGN COUNTRIES	5	1,000
TOTAL, BRITISH EMPIRE AND FOREIGN COUNTRIES Cwt.	2	19	11	480	3,630	2,081
<i>Tin wrought including plates or sheets not being tinned iron (b) (III L)—</i>										
United Kingdom	631	812	528	..	134	13,683	17,055	11,949	..	2,519
Straits Settlements	48	49	50	71	99	8,119	9,450	8,285	9,608	9,545
India—Bombay	20	31	10	16	29	3,500	5,505	1,750	2,355	1,620
Other British Possessions	11	681	..
TOTAL, BRITISH EMPIRE	699	892	588	98	262	25,302	32,010	21,984	12,589	31,694
Belgium	109	1,625
China
Arabian Gulf Ports
Other Foreign Countries	28	45	88	64	455	1,315	2,045	2,775	1,510
Germany	23	1,810
TOTAL, FOREIGN COUNTRIES	32	28	154	88	64	2,265	1,315	3,670	2,775	1,510
TOTAL, BRITISH EMPIRE AND FOREIGN COUNTRIES	731	920	742	186	326	27,567	33,325	25,654	15,364	15,194
<i>Zinc or Spelter—</i>										
Unwrought (a) (III L)—										
Bombay	100	50	2,267	1,080
Other British Possessions	16	38	600	988
TOTAL, BRITISH EMPIRE	16	138	50	600	3,255	1,080
Italy
TOTAL, FOREIGN COUNTRIES
TOTAL, BRITISH EMPIRE AND FOREIGN COUNTRIES	16	138	50	600	3,255	1,080
Wrought or manufactures (b) (II L)—										
United Kingdom	143	111	130	95	115	3,692	2,678	3,860	2,207	2,019
India—Bombay	37	1,178
Other British Possessions	1	..	9	..	24	50	..	665	..	775
TOTAL, BRITISH EMPIRE	144	148	139	95	139	3,742	3,856	4,525	2,207	2,794
Djibouti
Italy
Hodeidah
Other Foreign Countries	22	9	34	24	14	757	235	1,248	625	223
TOTAL, FOREIGN COUNTRIES	22	9	34	24	14	757	235	1,248	625	223
TOTAL, BRITISH EMPIRE AND FOREIGN COUNTRIES	166	157	173	119	153	4,499	4,091	5,773	2,832	3,017

Total quantities and value of articles imported—contd.

Articles and countries of consignment.	Quantities					Value.				
	1926-27.	1927-28.	1928-29.	1929-30.	1930-31.	1926-27.	1927-28.	1928-29.	1929-30.	1930-31.
<i>Metals unenumerated—</i>						Rs.	Rs.	Rs.	Rs.	Rs.
United Kingdom .. Cwt.	18	22	20	2,004	2,070	2,350
Egypt
Other British Possessions	1	3	4	6	..	25	200	400	650	..
Bombay
TOTAL, BRITISH EMPIRE	19	25	24	6	..	2,029	2,272	2,750	650	..
Germany	20	46	12	17	..	2,300	3,500	1,450	14,4
Moscow
Austria
France
Djibouti
Hodeidah
Other Foreign Countries	8	4	3	669	340	15
Mokha
Asiatic Turkey, Persian Gulf
TOTAL, FOREIGN COUNTRIES	8	24	46	12	20	669	2,640	3,500	1,450	14,50
TOTAL, BRITISH EMPIRE AND FOREIGN COUNTRIES	27	49	70	18	20	2,698	4,912	6,250	2,100	1,50
<i>Metals unenumerated (III L)—</i>										
Metals, Ores, unenumerated—										
Other British Possessions .. Tons.	8	1	-8	1,450	450	410
TOTAL, BRITISH EMPIRE	8	1	-8	1,450	450	410
Other Foreign Countries	-8	1	140	10
France	39	29	3	5	11	20,582	14,309	1,040	3,200	4,200
TOTAL, FOREIGN COUNTRIES	39-2	29	3	5	12	20,722	14,309	1,040	3,200	4,305
TOTAL, BRITISH EMPIRE AND FOREIGN COUNTRIES	42-3	30	3	5	12-3	22,172	14,759	1,040	3,200	4,811
TOTAL, METALS—OTHER THAN IRON AND STEEL AND MANUFACTURES THEREOF	4,266	5,313	202-16-4	134-11	191-8-15	2,40,206	2,81,441	2,09,239	1,95,341	1,00,045
TOTAL OF METALS .. Tons.	2,334-5	3,434-13½	1,805-19-32	1,954-8-½	1,412-1-43	6,61,989	8,38,215	4,87,187	5,00,706	4,49,340
Mica, In Splitting—										
Other British Possessions .. Cwt.	10	800
TOTAL, BRITISH EMPIRE	10	800
<i>Oils—</i>										
<i>Animals (II G)—</i>										
Bombay Cwt. Gals.
Other British Possessions .. Cwt. Gals.
TOTAL, BRITISH EMPIRE .. Cwt. Gals.
Italy Gals.
Arabian Gulf Ports Cwt. Gals.
Djibouti Cwt. Gals.
Other Foreign Countries .. Cwt. Gals.
TOTAL, FOREIGN COUNTRIES .. Cwt. Gals.
<i>Fish oil—</i>										
Other British Possessions .. Cwt. Gals.	1	44	21	14	2
.. ..	12	496	236	156	20	80	362	115	198	40
TOTAL, BRITISH EMPIRE .. Cwt. Gals.	13	540	257	170	22	80	362	115	198	40
Mokha Cwt. Gals.	358	5,037
Arabian Gulf Ports Cwt. Gals.	4,011	139
.. ..	122	1,560	..	59	151	990	1,983
Other Foreign Countries .. Cwt. Gals.	1,356	..	66	664	1,689	..	290	1,005	616	922
TOTAL, FOREIGN COUNTRIES .. Cwt. Gals.	480	159	66	59	151	6,027	2,279	1,005	616	1,922
TOTAL, BRITISH EMPIRE AND FOREIGN COUNTRIES .. Cwt. Gals.	481	203	87	73	153	6,107	2,641	1,120	814	1,962
.. ..	5,379	2,276	963	820	1,709
<i>Essential—(a) Synthetic—</i>										
Other British Possessions .. Lbs. Gals.	40	4	340	..
TOTAL, BRITISH EMPIRE .. Lbs. Gals.	40	4	340	..
Other, Foreign Countries .. Lbs. Gals.	250	25	500	..
TOTAL, FOREIGN COUNTRIES .. Lbs. Gals.	250	25	500	..
TOTAL, BRITISH EMPIRE AND FOREIGN COUNTRIES .. Lbs. Gals.	290	29	840	..
<i>Essential (II G)—</i>										
Egypt Lbs. Gals.	9
.. ..	98
India—Bombay Lbs. Gals.	1,230	..	1,295
..
United Kingdom Lbs. Gals.	6	5/59	..	123
Other British Possessions .. Lbs. Gals.	64	3/24	2	850	..	1,049	3,372	1,760	4,671	..
.. ..	13	85
.. ..	148
TOTAL, BRITISH EMPIRE .. Lbs. Gals.	28	8/83	2	2,080	860	3,384	3,762	1,760	5,441	840
.. ..	310	..	26	208	86

No. 7—contd.

Total quantities and value of articles imported—contd.

Articles and countries of consignment.	Quantities.					Value.				
	1926-27.	1927-28.	1928-29.	1929-30.	1930-31.	1926-27.	1927-28.	1928-29.	1929-30.	1930-31.
Oils—contd.										
Essential—										
France	Lbs.	Rs.
Germany	Gals. ..	Y	..	Y	Y	4,295	2,430
Other Foreign Countries ..	Lbs. ..	Y	Y	Y	..	280	185	1,190	950	2,835
Massowah	Gals.
Switzerland	Lbs.	Y
Italy	Gals. ..	56/5	1,100	1,500	..
Austria	Lbs.
Holland	Gals.	Y	1,687
Egypt	2,000
TOTAL, FOREIGN COUNTRIES	Y	Y	Y	Y	5,625	6,302	1,190	4,000	2,835
TOTAL, BRITISH EMPIRE AND FOREIGN COUNTRIES. {	Lbs. ..	499	..	3,010	1,580	9,009	10,064	2,950	9,041	3,675
	Gals. ..	45	Y	301	158
Natural—Almond Oil—										
Other British Possessions ..	Lbs. & Gals. ..	50	Y	54	20
TOTAL, BRITISH EMPIRE ..	Lbs. & Gals. ..	50	Y	54	20
	Gals. ..	5
Almonds—										
Other Foreign Countries ..	Lbs. & Gals. ..	160	60
TOTAL, FOREIGN COUNTRIES {	Lbs. & Gals. ..	160	60
	Gals. ..	16
TOTAL, BRITISH EMPIRE AND FOREIGN COUNTRIES. {	Lbs. & Gals. ..	210	114
	Gals. ..	21
Peppermint—										
Other British Possessions ..	Lbs. & Gals. ..	20	..	1,570	600	58	370	100
	Gals. ..	2	..	157	60	100
TOTAL, BRITISH EMPIRE ..	Lbs. & Gals. ..	20	..	1,570	600	58	370	200
	Gals. ..	2	..	157	60
Other Foreign Countries ..	Lbs. & Gals.	1,000	..	180	200
	Gals.	100
TOTAL, FOREIGN COUNTRIES {	Lbs. & Gals.	1,000	..	180	200
	Gals.	100
TOTAL, BRITISH EMPIRE AND FOREIGN COUNTRIES. {	Lbs. & Gals.	1,570	1,600	58	180	..	370	..
	Gals.	157	106
Lemon—										
Other British Possessions ..	Lbs. & Gals. ..	140	112	..	225
	Gals. ..	14
TOTAL, BRITISH EMPIRE ..	Lbs. & Gals. ..	140	112	..	225
	Gals. ..	14
Wool Eucalyptus—										
Other British Possessions ..	Lbs. & Gals. ..	10	15
	Gals. ..	1
TOTAL, BRITISH EMPIRE ..	Lbs. & Gals. ..	10	15
	Gals. ..	1
Wool Oils (II G)—										
Mesopotamia	Tons.	327,266	3,09,824	417,975	4,03,450	..	98,17,980	92,94,780	1,25,01,280
	Gals.	81,816,500	77,456,000	104,493,750	10,08,62,550
Other Br. Possession ..	Tons.
Karachi	Gals.
TOTAL, BRITISH EMPIRE ..	Gals.	81,816,500	77,456,000	104,493,750	10,08,62,550	..	98,17,980	92,94,780	1,25,01,280
	Tons.	327,266	3,09,824	417,975	4,03,454
Asiatic Turkey, Persian Gulf ..	Tons. ..	294,958	88,82,740
Other Foreign Countries ..	Gals. ..	78,739,500	476
TOTAL, FOREIGN COUNTRIES {	Tons. ..	294,958	88,82,740	476
	Gals. ..	78,739,500
TOTAL, BRITISH EMPIRE AND FOREIGN COUNTRIES. {	Tons. ..	294,958	327,266	3,09,824	417,975	4,03,450	88,82,740	98,17,980	92,94,780	1,25,01,280
	Gals. ..	78,739,500	81,816,500	77,456,000	104,493,750	10,08,63,813
Other sorts (c) (III L)—										
TOTAL, BRITISH EMPIRE ..	Cwt.
Other Foreign Countries
TOTAL, BRITISH EMPIRE AND FOREIGN COUNTRIES.
	..	1	25
	..	1	25

No. 7—contd.

Total quantities and value of articles imported—contd.

Articles and countries of consignment.	Quantities.					Value.				
	1926-27.	1927-28.	1928-29.	1929-30.	1930-31.	1926-27.	1927-28.	1928-29.	1929-30.	1930-31.
OILS—contd.										
<i>Mineral (II G)—</i>										
Kerosine in case (b) (II G)—										
Mesopotamia .. Gals.	..	148,128	172,184	203,352	1,28,832	..	1,11,078	1,33,786	1,45,764	93,874
Br Somaliland .. "	7,952	5,511
Egypt .. "	222,448	1,72,907
Other British Possessions .. "	..	442	80	200	422	40	150	..
Anglo-Egyptian Sudan .. "	15,736	90,480	12,744	66,650
TOTAL, BRITISH EMPIRE .. "	222,448	148,562	172,264	210,288	2,27,264	1,72,907	1,11,495	1,33,826	1,58,658	1,66,085
United States of America .. Gals.	463,776	576,296	219,120	167,800	1,80,504	3,64,977	4,50,714	1,67,405	1,23,300	1,35,358
China .. "
Asiatic Turkey, Persian Gulf .. "	5,836	4,837
Other Foreign Countries .. "	..	112	..	336	644	..	84	..	252	403
Austria .. "	32,000	24,784	24,500
Fuime .. "	40,200	16,048	20,758	25,125	12,036	..
Egypt .. "	..	191,202	157,340	94,540	4,000	..	1,45,244	1,20,713	67,180	3,500
TOTAL, FOREIGN COUNTRIES .. "	501,112	792,394	416,660	278,724	1,85,148	3,93,814	6,16,800	3,13,243	2,02,768	1,39,761
TOTAL, BRITISH EMPIRE AND FOREIGN COUNTRIES .. Gals.	723,560	940,946	588,924	498,012	4,12,412	5,66,721	7,28,295	4,47,069	3,61,426	3,05,796
Lubricating Oils (e) (II G)—										
Straits Settlements .. Gals.	3,920	2,755	3,470	..	1,800	7,840	3,780	3,760
Egypt .. "	9,488	17,098
India—Bombay .. "	7,976	4,905	2,548	1,360	797	22,747	10,195	5,435	2,256	2,126
United Kingdom .. "	18,648	15,945	15,076	16,540	11,109	34,791	36,004	27,013	28,467	21,167
Other British Possessions .. "	20	60	272	..	20	65	176	659	..	88
Mesopotamia .. "	11,740	28,250	5,570	13,089
Anglo-Egyptian Sudan .. "	3,080	7,605	..
TOTAL, BRITISH EMPIRE .. "	36,132	21,910	21,816	37,475	43,646	74,701	48,175	40,947	47,678	40,220
Germany .. "	3,415	6,615	3,545	1,460	1,898	4,770	12,040	4,115	2,130	2,326
Italy .. "	1,030	2,210
United States of America .. "	7,602	20,307	11,295	2,877	6,243	12,910	31,040	20,395	4,353	8,798
Italian East Africa .. "
Austria .. "
Egypt .. "	..	9,776	20,232	38,044	25,642	..	12,410	31,706	45,162	23,154
Other Foreign Countries .. "	128	148	328	87	277	350	321	372	135	1,015
Belgium .. "	1,820	2,160	7,415	2,865	2,600	6,790
France .. "
Japan .. "	1,000	2,000
Trieste .. "	1,440	1,350	..
TOTAL, FOREIGN COUNTRIES .. "	12,965	89,006	37,430	38,908	41,470	20,895	59,311	60,798	56,130	47,083
TOTAL, BRITISH EMPIRE AND FOREIGN COUNTRIES .. "	49,097	60,960	59,246	76,383	85,116	95,596	1,07,486	1,01,745	1,03,808	87,303
Paints, solutions and composition dangerous Flashing below 76° F. (II G)—										
Other British Possessions .. Gals.
Egypt .. "
TOTAL, BRITISH EMPIRE .. "
TOTAL, BRITISH EMPIRE AND FOREIGN COUNTRIES .. "
Mineral O. Kinds (II G)—										
United Kingdom .. "	388	495	1,225	1,122
Bombay .. "	848	1,148	478	2,575	5,255	1,465
Other British Possessions .. "	50	..	190	100	48	240	..	425	225	175
Egypt .. "
TOTAL, BRITISH EMPIRE .. "	1,286	1,643	668	100	48	4,040	6,378	1,890	225	175
Belgium .. Gals.
Italian East Africa .. "
France .. "
United States .. "
Other Foreign Countries .. "	200	194	766	130	5	475	500	1,405	500	12
TOTAL, FOREIGN COUNTRIES .. Gals.	200	194	766	130	5	475	500	1,405	500	12
TOTAL, BRITISH EMPIRE AND FOREIGN COUNTRIES .. "	1,486	1,837	1,434	230	48	4,515	6,878	3,295	725	187
Alcohol, dangerous enzymes, Benzol Petrol and other Motor spirit (d) (II G)										
Mesopotamia .. Gals.	..	87,248	72,032	83,216	32,016	..	1,30,872	1,08,156	1,18,017	41,396
Egypt .. "	110,800	1,70,047
United Kingdom .. "
Other British Possessions .. "
Burmah .. "	40	424	48	40	108	60	668	70	80	216
Anglo-Egyptian Sudan .. "	4,000	55,955	1,45,996	5,000	78,397	1,77,711
TOTAL, BRITISH EMPIRE .. "	110,840	87,672	76,080	139,211	1,78,120	1,70,107	1,81,540	1,13,226	1,87,394	2,19,323

Total quantities and value of articles imported—contd.

Articles and countries of consignment.	Quantities.					Value.				
	1926-27.	1927-28.	1928-29.	1929-30.	1930-31.	1926-27.	1927-28.	1928-29.	1929-30.	1930-31.
<i>Oil—contd.</i>						Rs.	Rs.	Rs.	Rs.	Rs.
A. T. Persian Gulf .. Gals.	63,480	53,680	73,876	66,782	29,639	96,204	80,117	95,773	88,584	37,008
Egypt	1,048	1,179	..
Djebouti	182,168	147,848	1,97,999	3,31,829	1,84,875	2,14,719	1,76,523
United States of America	186,128	247,050	149,916	440	16	25	610	80
Other Foreign Countries	16
TOTAL, FOREIGN COUNTRIES	199,608	300,730	223,808	250,488	177,508	2,94,203	4,11,446	2,80,673	3,05,688	2,13,561
TOTAL, BRITISH EMPIRE AND FOREIGN COUNTRIES	310,448	388,402	299,888	389,649	355,623	4,64,310	5,42,936	3,93,899	4,92,427	4,32,884
<i>Vegetables, non-essential—</i>										
<i>Castor (a) (II G)—</i>										
India—Bombay .. Cwt. & Gals.
India—Calcutta .. Cwt. & Gals.
United Kingdom .. Cwt. & Gals.
Other British Possessions .. Cwt. & Gals.
TOTAL, BRITISH EMPIRE .. Cwt. & Gals.
Other Foreign Countries .. Gals.
TOTAL, FOREIGN COUNTRIES .. Gals.
TOTAL, BRITISH EMPIRE AND FOREIGN COUNTRIES .. Cwt. & Gals.
<i>Coconut (b) (II G)—</i>										
Mauritius and Dependencies .. Cwt. & Gals.	781	790	25
Ceylon Cwt. & Gals.	8,750	8,847	1,092	936	1,836	809	27,930	31,362	20,732	30,365
.. .. Cwt. & Gals.	12,229	10,480	20,566
Seychelles .. Cwt. & Gals.
India—Bombay .. Cwt. & Gals.	48	1,800
Calcutta .. Cwt. & Gals.	480
.. .. Cwt. & Gals.	36
.. .. Cwt. & Gals.	400
Karachi .. Cwt. & Gals.
Madras .. Cwt. & Gals.	1,409
Perim .. Cwt. & Gals.
Malabar Coast .. Cwt. & Gals.
Other British Possessions .. Cwt. & Gals.	..	48	30	25	1	..	1,220	1,003	716	37
TOTAL, BRITISH EMPIRE .. Cwt. & Gals.	860	833	1,122	961	1,837	23,518	29,210	32,365	21,442	30,402
.. .. Cwt. & Gals.	9,630	9,322	13,559	10,760	20,582
Other Foreign Countries .. Cwt. & Gals.	1	..	44	120	..	625
.. .. Cwt. & Gals.	16	..	488
TOTAL, FOREIGN COUNTRIES .. Cwt. & Gals.	1	..	44	120	..	625
.. .. Cwt. & Gals.	16	..	488
TOTAL, BRITISH EMPIRE AND FOREIGN COUNTRIES .. Cwt. & Gals.	860	833	1,123	961	1,881	23,518	29,210	32,485	21,442	31,027
.. .. Cwt. & Gals.	9,630	9,322	13,575	10,760	21,070
<i>Ground nut—</i>										
Bombay .. Cwt. & Gals.	64	446	1,008	2,500	9,560	16,485
.. .. Cwt. & Gals.	720	4,995	11,285
TOTAL, BRITISH EMPIRE .. Cwt. & Gals.	64	446	1,008	2,500	9,560	16,485
.. .. Cwt. & Gals.	720	4,995	11,285
Other Foreign Countries .. Gals. & Cwt.	13	102	400	1,590	..
.. .. Gals. & Cwt.	140	1,142
TOTAL, FOREIGN COUNTRIES .. Gals. & Cwt.	13	102	400	1,590	..
.. .. Gals. & Cwt.	140	1,142
TOTAL, BRITISH EMPIRE AND FOREIGN COUNTRIES .. Gals. & Cwt.	77	548	1,008	2,900	11,150	16,485
.. .. Gals. & Cwt.	860	6,137	11,285
<i>Linseed (c) (II E)—</i>										
India—Bombay .. Cwt. & Gals.
.. .. Cwt. & Gals.	478	501
United Kingdom .. Cwt. & Gals.	671	640	478	5,355	501	16,545	18,097	13,207	15,729	12,813
.. .. Cwt. & Gals.	7,516	7,170	5,297	..	5,610
.. .. Cwt. & Gals.	2	..	50
Other British Possessions .. Cwt. & Gals.	53	20	5	145	75	40
TOTAL, BRITISH EMPIRE .. Cwt. & Gals.	676	642	478—50	478	501	16,690	18,172	13,247	15,729	12,813
.. .. Cwt. & Gals.	7,569	7,190	5,302	5,355	5,610

No. 7—contd.

Total quantities and value of articles imported—contd.

Articles and countries of consignment.	Quantities.					Value.				
	1926-27.	1927-28.	1928-29.	1929-30.	1930-31.	1926-27.	1927-28.	1928-29.	1929-30.	1930-31.
<i>Oils—contd.</i>										
<i>Vegetables, non-essential—contd.</i>										
<i>Linseeds—contd.</i>										
United States .. { Cwt. & Gals.
Other Foreign Countries .. { Cwt. & Gals.	17	9	21	10	14	480	290	550	240	354
TOTAL, FOREIGN COUNTRIES .. { Cwt. & Gals.	17	9	21	10	14	480	290	550	240	354
TOTAL, BRITISH EMPIRE AND FOREIGN COUNTRIES .. { Cwt. & Gals.	693	651	494-50	488	515	17,170	18,462	13,797	15,969	18,167
Mustard or rape (I) (II G)—										
Other British Possessions .. { Cwt. & Gals.
Bombay .. { Cwt. & Gals.
TOTAL BRITISH EMPIRE .. { Cwt. & Gals.
Sesamum (Hl or Jlnjlll) (I) (II G)—										
British East Africa .. { Cwt. & Gals.
Zanzibar, etc. .. { Cwt. & Gals.
India—Bombay .. { Cwt. & Gals.	..	3,284	74,725
Other British Possessions .. { Cwt. & Gals.	19	36,784	424
TOTAL, BRITISH EMPIRE .. { Cwt. & Gals.	19	3,284	424	74,725
Mocha .. { Cwt. & Gals.	312	2,299	9,715	75,131
Arabian Gulf Ports .. { Cwt. & Gals.	3,492	25,758
Hodeidah .. { Cwt. & Gals.	..	158	5,491
Lohia .. { Cwt. & Gals.	..	1,768
Other Foreign Countries .. { Cwt. & Gals.	36	1,520	4,713
Galzan .. { Cwt. & Gals.	398	204	1,065	723
Konfidah .. { Cwt. & Gals.
Kamaran, etc. .. { Cwt. & Gals.
TOTAL, FOREIGN COUNTRIES .. { Cwt. & Gals.	348	2,676	10,780	88,323
TOTAL BRITISH EMPIRE AND FOREIGN COUNTRIES .. { Cwt. & Gals.	367	5,960	11,204	1,68,048
WHITE OIL—										
Other British Possessions .. Gals.	237	570	..
TOTAL, BRITISH EMPIRE	237	570	..
Other Foreign Countries
Germany	246	80	780	10
TOTAL, FOREIGN COUNTRIES	246	572	780	1,200
TOTAL, BRITISH EMPIRE AND FOREIGN COUNTRIES	483	572	1,350	1,300
Other sorts (A) (II G.)—										
Egypt .. { Cwt. & Gals.	21	2,150
Anglo-Egyptian Sudan .. { Cwt. & Gals.	234	..	105	..	42
Ceylon .. { Cwt. & Gals.	1,176	..	472	3,168	..	1,18
Karachi .. { Cwt. & Gals.	662	1,978
United Kingdom .. { Cwt. & Gals.	15	17	1,368	640	14,270	4,500	3,576	23,84
India—Bombay .. { Cwt. & Gals.	165	187	1,368	2,420
Other British Possessions .. { Cwt. & Gals.	2	1,297	94,154	73,808	56,424	..	7,250	2,19,976	1,53,510	93,78
TOTAL, BRITISH EMPIRE .. { Cwt. & Gals.	20	118	40	901	194	305	325	359	969	48
TOTAL, BRITISH EMPIRE .. { Cwt. & Gals.	38	143	8,745	6,817	6,371	3,818	9,995	2,29,980	1,58,054	1,19,29

Total quantities and value of articles imported—contd.

Articles, and countries of consignment.	Quantities.					Value.				
	1926-27.	1927-28.	1928-29.	1929-30.	1930-31.	1926-27.	1927-28.	1928-29.	1929-30.	1930-31.
OILS—concd.										
Other Sorts—						Rs.	Rs.	Rs.	Rs.	Rs.
Italy	Cwt. & Gals. 80-335	28	21	..	21	1,975	1,568	1,728	..	1,047
Lohla	Cwt. & Gals.	54	1,549
France	Cwt. & Gals.	608
Mossowab	Cwt. & Gals.	112
Mokha	Cwt. & Gals.	1,256	174	485	2,792
United States	Cwt. & Gals. ..	28	52	6,022	1,948	5,486	..	7,724	4,340	12,817
Other Foreign Countries	Cwt. & Gals. ..	260	585	..	50	91	1,090	3,085
D'ibouti	Cwt. & Gals. ..	21	19	84	..	50	1,335	1,375	1,691	1,650
Egypt	Cwt. & Gals. ..	236	204	878	568	1,021	..	2,080
.. .. .	Cwt. & Gals.	436	..	94	4,260	..	2,403
.. .. .	Cwt. & Gals.	1,058	..	708
TOTAL, FOREIGN COUNTRIES	Cwt. & Gals. ..	74	138	799	224	714	4,400	8,108	28,195	5,990
TOTAL, BRITISH EMPIRE AND FOREIGN COUNTRIES	Cwt. & Gals. ..	835	1,537	8,943	2,511	3,008	8,218	18,108	2,58,175	1,64,044
TOTAL OF OILS	Gals. ..	112	281	9,544	7,041	7,085
OILCAKES (III V)—										
Zanzibar, etc.	Tons ..	1,254	3,139	106,873	78,860	70,368	8,218	18,108	2,58,175	1,64,044
Bombay
Other British Possessions
TOTAL, BRITISH EMPIRE	Tons
Italian East Africa	Tons
Other Foreign Countries	7	15	3	2	13	741	1,421	285	219
Hodeidah
Mokha
TOTAL, FOREIGN COUNTRIES	7	15	3	2	13	741	1,421	285	219
TOTAL, BRITISH EMPIRE AND FOREIGN COUNTRIES	7	15	3	2	13	741	1,421	285	219
OIL-CLOTH AND FLOUR-CLOTH (III V)—										
Bombay	Sq. yds. ..	1,938	2,601	3,060	3,358	1,871	3,330	489	3,828	3,248
United Kingdom	60	90	..	60	..	180	..	210	..
Other British Possessions
TOTAL, BRITISH EMPIRE	1,998	2,691	3,060	3,418	1,871	3,460	4,669	3,878	4,092
Other Foreign Countries	100	627	75	718	..	260	1,070	81
TOTAL, FOREIGN COUNTRIES	100	627	75	718	..	260	1,070	81
TOTAL, BRITISH EMPIRE AND FOREIGN COUNTRIES	1,998	2,791	3,687	3,493	2,589	3,460	4,929	9,748	4,173
OPIMUM (III O)—										
India—Bombay	Lbs.	48	..	252	1,346	..
Other British Possessions
TOTAL, BRITISH EMPIRE	48	..	252	1,346	..
TOTAL, BRITISH EMPIRE AND FOREIGN COUNTRIES	48	..	252	1,346	..
PACKING—ENGINE AND BOILER—OF ALL KINDS including ASBESTOS (III V)—										
United Kingdom	Value	7,310	4,122	8,643	6,381
Bombay
Other British Possessions	46	600	886	50
TOTAL, BRITISH EMPIRE	7,356	4,722	9,529	6,381
Germany	1,000
Other Foreign Countries	95
TOTAL, FOREIGN COUNTRIES	95	1,000
TOTAL, BRITISH EMPIRE AND FOREIGN COUNTRIES	7,451	5,722	9,529	6,381
PAINTS AND PAINTERS' MATERIALS—										
Paints and Colours—										
Enamels prepared—										
United Kingdom	Cwt.	99	..	77	1,431	..
Other British Possessions	12	43	8	825	545	..	860
TOTAL, BRITISH EMPIRE	12	43	99	77	8	825	545	1,431	860
Other Foreign Countries	2	..	3	..	8	185	..	200	..
TOTAL, FOREIGN COUNTRIES	2	..	3	..	8	185	..	200	..
TOTAL, BRITISH EMPIRE AND FOREIGN COUNTRIES	14	43	102	77	16	1,010	545	1,631	860
Paints and Colours—Barytes—										
Other Foreign Countries	Cwt.	5	40
TOTAL FOREIGN COUNTRIES	5	40
GRAPHITE (III E)—										
Other British Possessions	1	..	1	3	1	50	..	26	139
TOTAL BRITISH EMPIRE	1	..	1	3	1	50	..	26	139

No. 7—contd.

Total quantity and value of articles imported—contd.

Articles, and countries of consignment.	Quantity.					Value.				
	1926-27.	1927-28.	1928-29.	1929-30.	1930-31.	1926-27.	1927-28.	1928-29.	1929-30.	1930-31.
PAINTS AND PAINTERS' MATERIALS—contd.										
<i>Red lead—</i>										
<i>Red lead—</i>										
Genuine (III-E.)—										
United Kingdom Cwt.	511	358	337	374	546	17,908	7,926	6,277	8,694	11,977
Bombay	1	1	1		6	50	8	40		65
Other British Possessions										
TOTAL, BRITISH EMPIRE	512	359	338	374	552	17,958	7,934	6,317	8,694	12,042
Other Foreign Countries		20	4	6	29		200	112	250	328
TOTAL, FOREIGN COUNTRIES		20	4	6	29		200	112	250	328
TOTAL, BRITISH EMPIRE AND FOREIGN COUNTRIES	512	379	342	380	581	17,958	8,134	6,429	8,944	12,370
<i>Red lead.—Genuine moist (III-E.)—</i>										
Other British Possessions										
TOTAL, BRITISH EMPIRE										
<i>Red lead.—Reduced dry (III-E.)—</i>										
United Kingdom					49					2,072
Other British Possessions	1	20				25	311			
TOTAL, BRITISH EMPIRE	1	20			49	25	311			2,072
Other Foreign Countries	1	12				24	250			
TOTAL, FOREIGN COUNTRIES	1	12				24	250			
TOTAL, BRITISH EMPIRE AND FOREIGN COUNTRIES	2	32			49	49	561			2,072
<i>White lead—</i>										
<i>Genuine (III-E.)—</i>										
United Kingdom	118	102	95	118	109	3,510	3,185	2,790	2,998	2,204
Other British Possessions	7	3			1	345	264			10
TOTAL, BRITISH EMPIRE	125	105	95	118	110	3,855	3,449	2,790	2,998	2,214
Other Foreign Countries		5					180			
TOTAL, FOREIGN COUNTRIES		5					180			
TOTAL, BRITISH EMPIRE AND FOREIGN COUNTRIES	125	110	95	118	110	3,855	3,629	2,790	2,998	2,214
<i>Reduced dry (III-E.)—</i>										
United Kingdom					18					341
Other British Possessions	2					80				
TOTAL, BRITISH EMPIRE	2				18	80				341
Other Foreign Countries										
TOTAL, BRITISH EMPIRE										
TOTAL, BRITISH EMPIRE AND FOREIGN COUNTRIES	2				18	80				341
<i>Genuine moist (III-E.)—</i>										
U. Kingdom					72					1,610
Other British Possessions										
TOTAL, BRITISH EMPIRE					72					1,610
Other Foreign Countries										
TOTAL, FOREIGN COUNTRIES										
TOTAL, BRITISH EMPIRE AND FOREIGN COUNTRIES					72					1,610
<i>White Zinc—</i>										
<i>Genuine (III-E.)—</i>										
United Kingdom	58	52	97	42	105	1,251	1,169	2,208	1,148	2,860
Other British Possessions	9-1	3				489	259			
TOTAL, BRITISH EMPIRE	67	55	97	42	105	1,690	1,428	2,208	1,148	2,860
Other Foreign Countries			3		3			420		10
TOTAL, FOREIGN COUNTRIES			3		3			420		10
TOTAL, BRITISH EMPIRE AND FOREIGN COUNTRIES	67	55	100	42	108	1,690	1,428	2,628	1,148	2,870
<i>Zinc White—</i>										
<i>Reduced (III-E.)—</i>										
Bombay										
United Kingdom	26				38	1,786				750
Other British Possessions										
TOTAL, BRITISH EMPIRE	26				38	1,786				750
<i>White Lead Reduced Moist.</i>										
U. Kingdom Cwt.					44					1,160
Other, Br. Possession										
TOTAL, BRITISH EMPIRE					44					1,160
Other Foreign Countries										
TOTAL, FOREIGN COUNTRIES										
TOTAL, BRITISH EMPIRE AND FOREIGN COUNTRIES Cwt.					44					1,160
<i>Lithopone White Moist Paint.—</i>										
U. Kingdom					16					338
Other British Possession										
TOTAL BRITISH EMPIRE					16					338
Other, Foreign Countries										
TOTAL, FOREIGN COUNTRIES										
TOTAL BRITISH EMPIRE AND FOREIGN COUNTRIES					16					338

Total quantity and value of articles imported—contd.

Articles, and countries of consignment.	Quantities.					Value.				
	1926-27.	1927-28.	1928-29.	1929-30.	1930-31.	1926-27.	1927-28.	1928-29.	1929-30.	1930-31.
PAINTS AND PRINTERS' MATERIALS—contd.										
Reduced moist (III-E.)—						Rs.	Rs.	Rs.	Rs.	Rs.
Other British Possessions .. Cwt.	5	100
TOTAL, BRITISH EMPIRE .. "	5	100
Coloured Dry—										
Other British Possession .. "	10	335
Bombay "	51	3,885
TOTAL, BRITISH EMPIRE .. "	61	4,220
Other Foreign Countries .. "	5	100
TOTAL, FOREIGN COUNTRIES .. "	5	100
TOTAL, BRITISH EMPIRE AND FOREIGN COUNTRIES .. "	66	4,320
Coloured Moist—										
U. Kingdom "	38	1,065
Other British Possession .. "	3	50
TOTAL, BRITISH EMPIRE .. "	41	1,115
Other Foreign Countries .. "	28	985
TOTAL, FOREIGN COUNTRIES .. "	28	985
TOTAL, BRITISH EMPIRE AND FOREIGN COUNTRIES .. "	69	2,050
White and red lead (a) II (III-E.)—										
Bombay "
United Kingdom "
Other British Possessions .. "
TOTAL, BRITISH EMPIRE .. "
Other Foreign Countries .. "
TOTAL, FOREIGN COUNTRIES .. "
TOTAL, BRITISH EMPIRE AND FOREIGN COUNTRIES .. "
Blue paint or Paris blue—(III-E.)—										
Other British Possessions .. "	6	2	6	..	2	215	60	175	..	70
TOTAL, BRITISH EMPIRE .. "	6	2	6	..	2	215	60	175	..	70
Germany "	38	1,750
Other Foreign Countries .. "	21	700
TOTAL FOREIGN COUNTRIES .. "	54	2,450
TOTAL, BRITISH EMPIRE AND FOREIGN COUNTRIES .. Cwt.	60	..	2	2,625	..	70
Other sorts (a) III (III-E.)—										
Straits Settlements "	20	2,000
Ceylon "
United Kingdom "	1,603	2,119	1,932	2,268	1,971	49,602	63,488	58,027	80,888	46,223
Egypt "
India—Bombay "	147	76	80	78	59	5,656	3,955	4,927	5,181	1,371
India—Calcutta "	67	34	22	77	21	21,935	11,008	7,450	17,510	6,881
Other British Possessions .. "	48	36	53	36	35	937	589	1,400	715	1,242
TOTAL, BRITISH EMPIRE .. "	1,895	2,265	2,092	2,459	2,036	80,030	79,035	71,804	1,04,294	55,717
Holland "	16	1,100
Germany "	132	122	368	84	73	6,985	6,090	7,970	3,245	2,855
Belgium "	145	113	86	66	98	18,862	7,032	5,463	2,190	3,327
United States of America .. "	32	64	57	84	45	3,012	3,023	3,161	6,088	3,500
Austria "
Other Foreign Countries .. "	49	47	26	106	56	1,195	622	1,343	1,363	670
Italy "	52	1,456
Egypt "	510	3,789
TOTAL, FOREIGN COUNTRIES .. "	358	346	1,115	340	272	30,054	18,767	24,232	12,886	10,352
TOTAL, BRITISH EMPIRE AND FOREIGN COUNTRIES .. "	2,243	2,611	3,207	2,799	2,308	1,10,084	97,802	96,036	1,17,180	66,069
Painters materials (other than paints and colours) (b)—										
Turpentine—Genuine turpentine (b) (III-E.)—										
United Kingdom "
Bombay "
Other British Possessions .. "	1	7	1	90	363	17
TOTAL, BRITISH EMPIRE .. "	1	7	1	90	363	17
Other Foreign Countries .. "	..	18	465
TOTAL, FOREIGN COUNTRIES .. "	..	18	465
TOTAL, BRITISH EMPIRE AND FOREIGN COUNTRIES .. "	1	25	1	90	828	17
Turpentine (b) I (III-E.)—										
United Kingdom "	125	66	95	43	92	2,684	1,915	1,730	1,193	2,230
Other British Possession .. "	..	2	1	2	81	50	40	..
TOTAL, BRITISH EMPIRE .. "	125	68	96	45	92	2,684	1,946	1,780	1,233	2,230
United States of America .. "	53	72	1,281	2,083
Other Foreign Countries .. "	..	30	20	1	2	..	850	423	10	29
TOTAL, FOREIGN COUNTRIES .. "	..	30	20	54	74	..	850	423	1,291	2,117
TOTAL, BRITISH EMPIRE AND FOREIGN COUNTRIES .. "	125	98	116	99	166	2,684	2,796	2,203	2,524	4,347

No. 7—contd.

Total quantity and value of articles imported—contd.

Articles, and countries of consignment.	Quantity.					Value.				
	1926-27.	1927-28.	1928-29.	1929-30.	1930-31.	1926-27.	1927-28.	1928-29.	1929-30.	1930-31.
PAINT AND PAINTERS' MATERIALS—contd.										
Varnish—						Rs.	Rs.	Rs.	Rs.	Rs.
United Kingdom Cwt.	77	78	75	49	52	4,316	3,379	3,820	2,273	2,781
Bombay "	4	8	1	28	1	52	240	70	613	50
Other British Possessions "										
TOTAL, BRITISH EMPIRE "	81	86	76	77	53	4,368	3,619	3,890	2,886	2,831
Other Foreign Countries "	1	7	8	6	9	70	400	265	210	258
TOTAL, FOREIGN COUNTRIES "	1	7	8	6	9	70	400	265	210	258
TOTAL, BRITISH EMPIRE AND FOREIGN COUNTRIES "	82	93	84	83	62	4,438	4,019	4,155	3,096	3,089
Other kinds (b)† (III-B)—										
United Kingdom Value	1,089	..
Bombay "	245
Other British Possessions "	949	..
TOTAL, BRITISH EMPIRE "	949	1,089
Other Foreign Countries "	56	170
TOTAL, FOREIGN COUNTRIES "	56	170
TOTAL, BRITISH EMPIRE AND FOREIGN COUNTRIES "	1,005	1,259
TOTAL, PAINTS AND PAINTERS' MATERIALS "	1,43,944	1,19,802	1,19,573	1,38,138	1,04,805
PAPER, PAPERBOARD AND STATIONERY—										
Paper—										
Packing paper (a) (III-M)—										
United Kingdom Cwt.
India—Bombay "
Egypt "
Suakin and Port Sudar "
Other British Possessions "	18	29	21	18	30	440	1,388	708	512	1,117
TOTAL, BRITISH EMPIRE "	18	29	21	18	30	440	1,388	708	512	1,117
Holland "	116	4,150
Austria "
Italy "
Other Foreign Countries "	29	3	3	101	1	850	270	350	1,920	18
United States "
Trieste "	..	192	192	4,200	3,830
TOTAL, FOREIGN COUNTRIES "	145	195	195	101	1	5,000	4,470	4,180	1,920	18
TOTAL, BRITISH EMPIRE AND FOREIGN COUNTRIES "	163	224	216	119	31	5,440	5,858	4,888	2,432	1,135
Printing paper (b) (III-M)—										
Egypt "
United Kingdom "	128	103	74	54	..	2,562	4,263	2,807	2,277	..
Other British Possessions "	..	1	8	..	10	370
Bombay "	64	1,630
TOTAL, BRITISH EMPIRE "	192	104	74	54	8	4,192	4,273	2,807	2,277	370
Trieste "	..	68	74	..	51	..	1,360	2,120	..	3,185
Other Foreign Countries "	27	..	1	41	4	780	..	150	880	455
Germany "	..	14	1,200
TOTAL, FOREIGN COUNTRIES "	27	82	75	41	55	780	2,560	2,270	880	3,640
TOTAL, BRITISH EMPIRE AND FOREIGN COUNTRIES "	219	186	149	95	63	4,922	6,833	5,077	3,157	4,010
Writing paper in large sheets—										
United Kingdom Reams and Cwt.	1,632	1,504	2,192	1,584	..	4,007	2,505	3,200	2,834	..
Egypt "	784	94	137	99
Bombay "	49	1,250
Other British Possessions "	400	192	96	256	416
TOTAL, BRITISH EMPIRE "	2,816	1,696	2,268	1,840	416	6,167	2,963	3,680	3,674	985
Italy "	176	106	143	115	27
Germany "	1,120	5,072	1,776	1,600	7,950	2,600
Austria "	70	817	111
Other Foreign Countries "	..	2,928	2,384	3,344	4,672	..	4,445	4,600	5,152	4,630
Holland "	5,808	103	149	209	292
Trieste "	363	10,321
Belgium "
Other Foreign Countries "	..	13,200	8,720	11,084	8,272	..	22,001	14,826	15,425	10,090
TOTAL, FOREIGN COUNTRIES "	7,320	23,254	13,744	15,556	14,784	12,456	38,202	23,450	21,932	17,420
TOTAL, BRITISH EMPIRE AND FOREIGN COUNTRIES "	10,136	1,447	16,932	17,396	15,200	18,633	41,165	27,130	25,606	18,405
TOTAL, BRITISH EMPIRE AND FOREIGN COUNTRIES "	684	1,553	1,002	1,087	951

Total quantity and value of articles imported—contd.

Articles, and countries of consignment.	Quantity.					Value.				
	1926-27.	1927-28.	1928-29.	1929-30.	1930-31.	1926-27.	1927-28.	1928-29.	1929-30.	1930-31.
						Rs.	Rs.	Rs.	Rs.	Rs.
PAPER, PASTEBOARD AND STATIONERY—										
<i>contd.</i>										
<i>Paper—contd.</i>										
<i>Note and letter paper and envelopes—</i>										
United Kingdom Cwt.	30	..	24	1,215	..	1,200
Bombay	1	22	2	25	821	70
Other British Possessions
TOTAL, BRITISH EMPIRE	30	..	25	22	2	1,215	..	1,225	821	70
Trieste	41	52	..	1,818	1,350
United States
Belgium
Germany	18	84	..	1,000	1,980
Other Foreign Countries	25	1	783	80
TOTAL, FOREIGN COUNTRIES	25	59	137	783	2,818	3,810
TOTAL, BRITISH EMPIRE AND FOREIGN COUNTRIES	55	59	25	22	139	1,998	2,818	1,225	821	3,880
<i>Envelopes imported separately—</i>										
United Kingdom	56	128	46	96	68	3,445	6,486	1,940	4,261	2,950
Bombay	12	1	1	4	..	400	8	15	383
Other British Possessions
TOTAL, BRITISH EMPIRE	56	140	46-1	96-1	72	3,445	6,886	1,948	4,276	3,333
Germany	51	129	43	72	41	2,580	5,210	1,559	2,400	2,224
Other Foreign Countries	25	1	..	1	3	1,165	50	..	100	180
Belgium	30	195	1,600	1,515
TOTAL, FOREIGN COUNTRIES	76	160	238	72-1	44	3,765	6,860	3,074	2,500	2,404
TOTAL, BRITISH EMPIRE AND FOREIGN COUNTRIES	132	300	284-1	168-2	116	7,210	13,746	5,022	6,776	5,737
<i>Old newspapers in bales and bags—</i>										
United Kingdom	11,425	14,956	14,627	14,612	11,825	66,996	86,755	77,986	78,936	51,525
Calcutta	250	2,300
Other British Possessions	4	2	140	..	15	100	60	960	..	95
Ceylon	250	1,000
TOTAL, BRITISH EMPIRE	11,429	15,208	14,767	14,612	11,590	67,096	89,615	78,946	78,936	52,620
United States	1,150	1,501	6,900	8,020
Belgium	42	..	250	1,500	..	1,300
Germany
Italy
Other Foreign Countries	95	223	..
TOTAL, FOREIGN COUNTRIES	1,192	1,501	250	95	..	8,400	8,020	1,300	223	..
TOTAL, BRITISH EMPIRE AND FOREIGN COUNTRIES	12,621	16,709	15,017	14,647	11,590	75,496	97,635	80,246	79,159	52,620
<i>Other kinds of paper (a. I/A-M)—</i>										
Karachi
Suakin
Egypt
United Kingdom	13	18	16	1,376	..	1,077
India—Bombay	87	1,620
Other British Possessions	149	25	13	11	15	1,582	723	433	545	485
TOTAL, BRITISH EMPIRE	149	62	26	29	31	1,582	2,343	1,809	1,739	1,562
Trieste	74	261	300	2,000	4,970	7,800	..
Holland	80	165	..	2,000	3,000
Italy	73	..	246	96	..	1,870	..	5,883	2,325
Germany	107	3,043
Other Foreign Countries	10	40	38	61	1,650	512	1,067	675	1,383
Djibouti	41
Austria	36	1,000
Belgium	29	1,248
TOTAL, FOREIGN COUNTRIES	77	265	408	578	322	2,650	7,630	9,080	14,868	6,708
TOTAL, BRITISH EMPIRE AND FOREIGN COUNTRIES	226	327	44	609	353	4,232	4,973	10,889	16,097	8,270

741
GENERAL IMPORTS.

No. 7—contd.

Total quantity and value of articles imported—contd.

Articles, and countries of consignment.	Quantity.					Value.				
	1926-27.	1927-28.	1928-29.	1929-30.	1930-31.	1926-27.	1927-28.	1928-29.	1929-30.	1930-31.
PAPER, PASTEBOARD AND STATIONERY— contd.						Rs.	Rs.	Rs.	Rs.	Rs.
Paper Manufactures (III-M.)—										
Bombay Cwt.	83	24	2,815	1,310
Egypt	11	1,730
Other British Possessions	1	8	16	26	41	15	450	723	999	1,422
United Kingdom	24	1,347
TOTAL, BRITISH EMPIRE	68½	32	16	26	41	5,907	1,760	723	999	1,422
Italy
France
Other Foreign Countries	21	43	11	51	65	537	1,160	427	1,137	1,133
Germany	9	1,105
TOTAL, FOREIGN COUNTRIES	30	43	11	51	65	1,642	1,160	427	1,137	1,133
TOTAL BRITISH EMPIRE AND FOREIGN COUNTRIES	98½	75	27	77	106	7,549	2,920	1,150	2,136	2,605
Pasteboard, millboard and cardboard of all kinds—(III-M.)—										
Egypt Cwt.
United Kingdom
Other British Possessions	6	5	430	92
TOTAL, BRITISH EMPIRE	6	5	430	92
Straw Boards—										
Other British Possessions	12	..	1	2	2	314	..	14	20	50
TOTAL, BRITISH EMPIRE	12	..	1	2	2	314	..	14	20	50
Italy
Other Foreign Countries	2	260
TOTAL, FOREIGN COUNTRIES	2	260
TOTAL, BRITISH EMPIRE AND FOREIGN COUNTRIES	12	..	3	2	2	314	..	274	20	50
Other kinds—										
Other British Possessions	16	38	16	18	12	400	704	380	230	253
TOTAL, BRITISH EMPIRE	38	16	18	12	..	704	380	230	253
Other Foreign Countries	5	..	24	110	..	530
TOTAL, FOREIGN COUNTRIES	5	..	24	110	..	530
TOTAL, BRITISH EMPIRE AND FOREIGN COUNTRIES	16	38	21	18	36	400	704	490	230	783
TOTAL OF PAPER AND PASTEBOARD Value	1,26,674	1,81,739	1,36,391	1,36,534	97,000
PAPER-MAKING MATERIALS— Bags and other materials (II-S.)—										
Other British Possessions .. Cwt.
TOTAL, BRITISH EMPIRE
TOTAL, BRITISH EMPIRE AND FOREIGN COUNTRIES
Paraffin wax—										
United Kingdom
Other British Possessions	2	1	..	900	15	..
TOTAL, BRITISH EMPIRE	2	1	..	900	15	..
PERFUMERY (NOT BEING PERFUMED SPIRITS) (III-V)—										
Tanganyika Territory Value	1,300	1,000	..
United Kingdom	2,789	2,002	2,132	2,974	3,319
India—Bombay	42,421	35,630	24,734	33,738	22,709
Other British Possessions	635	20	290	140
Straits Settlements	1,080	..	5,594	..	3,140
Hong Kong	1,750	2,439	1,850
Karachi	2,550	..
TOTAL, BRITISH EMPIRE	49,340	40,656	34,330	40,552	29,308
Mossawah
Perala	2,120	5,500	..
France	1,595	5,564	2,066	2,892	..
Egypt	4,760	..	1,000	2,033
Italian East Africa	2,100
Asiatic Turkey, Levant and Black Sea
Djibouti	70,425	46,787	58,125	1,04,640	34,709
Arabian Gulf Ports	1,700	1,020
Holland	2,350	2,270	..
Germany	1,700	3,845	1,579	4,537	3,895
Other Foreign Countries	2,345	..	2,014	1,150	2,451
Italy	2,000	..	1,400	..
Switzerland
TOTAL, FOREIGN COUNTRIES	76,065	62,956	68,254	1,24,939	46,258
TOTAL, BRITISH EMPIRE AND FOREIGN COUNTRIES	1,25,405	1,03,612	1,02,584	1,65,491	75,566
Teal tar and pitch (III-V)—										
United Kingdom Cwt.	474	632	451	330	331	3,972	5,238	3,735	2,122	1,795
Other British Possessions	15	24	15	12	..	250	265	79	150	..
TOTAL, BRITISH EMPIRE	489	706	466	342	331	4,222	5,543	3,814	2,272	1,795
Egypt	861	4,535
Other Foreign Countries	46	5	114	180	37	220	250	790	1,147	1,108
TOTAL, FOREIGN COUNTRIES	46	5	975	180	37	220	250	5,325	1,147	1,108
TOTAL, BRITISH EMPIRE AND FOREIGN COUNTRIES	485	711	1,441	522	418	4,442	5,793	9,139	3,419	2,903
Stockholm tar and pitch—										
Other British Possessions .. Cwt.	..	8	5	13	26	75	140	..
TOTAL, BRITISH EMPIRE	8	5	13	26	75	140	..

No. 7—contd.

Total quantity and value of articles imported—contd.

Articles, and countries of consignment.	Quantity.					Value.				
	1926-27.	1927-28.	1928-29.	1929-30.	1930-31.	1926-27.	1927-28.	1928-29.	1929-30.	1930-31.
PITCH, TAR AND DAMMAR (III-V)—contd.						Rs.	Rs.	Rs.	Rs.	Rs.
<i>Stockholm tar and pitch—</i>										
Mossawah .. Cwt.
Other Foreign Countries .. "
TOTAL, FOREIGN COUNTRIES .. "
TOTAL, BRITISH EMPIRE AND FOREIGN COUNTRIES.	..	8	5	13	26	75	140	..
<i>Dammer (III-V.)—</i>										
PLANTS, LIVING INCLUDING BULBS AND SEEDS, FOR SOWING (II-B.)—										
Other British Possessions .. Value	20	10	119	709
TOTAL, BRITISH EMPIRE .. "	20	10	119	709
Asiatic Turkey Persian Gulf .. "
Mokka .. "
Italy .. "
Other Foreign Countries .. "	95	40	62	75	486
TOTAL, FOREIGN COUNTRIES .. "	95	40	62	75	486
TOTAL, BRITISH EMPIRE AND FOREIGN COUNTRIES .. "	95	60	72	194	1,195
POLISHES—										
<i>Polishes and composition for application to leather (a) (III-V.)—</i>										
Bombay .. Value	7,106	8,468	8,048	2,516	8,512
United Kingdom .. "	90	200	75	989	5
Other British Possessions .. "
TOTAL, BRITISH EMPIRE .. "	7,196	8,668	8,123	3,505	8,517
Other Foreign Countries .. Value	268	165	977	353	180
TOTAL, FOREIGN COUNTRIES .. "	268	165	977	353	180
TOTAL, BRITISH EMPIRE AND FOREIGN COUNTRIES.	7,463	8,828	4,100	3,858	8,647
<i>Polishes and composition for application to Meta, etc. (b) (III-V.)—</i>										
Other British Possessions .. Value	30	258	104	250
United Kingdom .. "	6,104	8,606	6,546	5,419	8,536
TOTAL, BRITISH EMPIRE .. "	6,104	8,636	6,804	5,523	8,786
Other Foreign Countries .. "	264	485	715	40	1,110
TOTAL, FOREIGN COUNTRIES .. "	264	485	715	40	1,110
TOTAL, BRITISH EMPIRE AND FOREIGN COUNTRIES.	6,368	9,121	7,519	5,563	4,896
Wood polish—										
United Kingdom .. "	1,034	1,030	1,788
Under British Possessions .. "	20	..	880	1,047	..
TOTAL, BRITISH EMPIRE .. "	1,054	1,030	880	1,047	1,788
Other Foreign Countries .. "	50	150	..	535	60
TOTAL, FOREIGN COUNTRIES .. "	50	150	..	535	60
TOTAL, BRITISH EMPIRE AND FOREIGN COUNTRIES.	1,104	1,180	880	1,582	1,848
Polish other sort—										
Other British Possessions .. Value	8	528
TOTAL BRITISH EMPIRE .. "	8	528
Other Foreign Countries .. "
TOTAL FOREIGN COUNTRIES .. "
TOTAL OF POLISHES .. "	11,011	10,919
PRECIOUS STONES AND PEARLS UNSET (II-B.)—										
<i>Pearls unset—</i>										
United Kingdom .. Value	30,000
India—Bombay .. "	1,100
Somalland .. "	600
Other British Possessions .. "
TOTAL, BRITISH EMPIRE .. "	31,100	600
<i>Pearls unset—</i>										
Kamran .. Value	38,500	25,000	70,000	9,800	2,000
France .. "
Mocha, etc. .. "
Arabian Gulf Ports .. "	46,500
Mossawah .. "	8,000	35,200
Lohia .. "
Hodeldah .. "
Independent Somal Ports .. "	700	500	..
Other Foreign Countries .. "
Galzan .. "
TOTAL, FOREIGN COUNTRIES .. "	41,500	62,200	1,17,200	10,800	2,000
TOTAL, BRITISH EMPIRE AND FOREIGN COUNTRIES.	72,600	60,200	1,17,200	10,800	2,600

No. 7—contd.

Total quantity and value of articles imported—contd.

Articles, and countries of consignment.	Quantity.					Value.				
	1926-27.	1927-28.	1928-29.	1929-30.	1930-31.	1926-27.	1927-28.	1928-29.	1929-30.	1930.
						Rs.	Rs.	Rs.	Rs.	Rs.
Printing and Lithographing Press (III-V)—										
United Kingdom .. Value	500
Other British Possessions	500
TOTAL, BRITISH EMPIRE	1,000
Other Foreign Countries
TOTAL, FOREIGN COUNTRIES
TOTAL, BRITISH EMPIRE AND FOREIGN COUNTRIES.	500
PRINTING AND LITHOGRAPHING MACHINES AND MATERIALS (EXCLUDING PAPER)—										
Printing Type (III-V)—										
United Kingdom .. Cwt.	108	1,000	..	268	..
Other British Possessions ..	1	4	..	2	1	108	1,000	..	268	..
TOTAL, BRITISH EMPIRE ..	1	4	..	2	1	108	1,000	..	268	..
Other Foreign Countries	2	161	..
TOTAL, FOREIGN COUNTRIES	2	161	..
TOTAL, BRITISH EMPIRE AND FOREIGN COUNTRIES ..	1	4	..	4	1	108	1,000	..	429	..
Printer's and Lithographer's ink (III-V)—										
Other British Possessions .. Value
TOTAL, BRITISH EMPIRE
(1) Other Materials (III-P)—										
Other British Possessions	615	300	30	10	1
United Kingdom
TOTAL, BRITISH EMPIRE	615	300	30	10	1
(2) Other Foreign Countries	100	60	..
TOTAL, FOREIGN COUNTRIES	100	50	..
TOTAL, BRITISH EMPIRE AND FOREIGN COUNTRIES.	615	300	30	50	10
PRINTS, ENGRAVINGS AND PICTURES—										
Photographs and Picture Post-cards (a) (III-V.)—										
United Kingdom	1,126	1,460	..	2,136	..
Other British Possessions	100	38
TOTAL, BRITISH EMPIRE	1,126	1,460	..	2,236	38
Trieste	1,300	..	866	24
Other Foreign Countries	107
TOTAL, FOREIGN COUNTRIES	1,407	..	866	24
TOTAL, BRITISH EMPIRE AND FOREIGN COUNTRIES.	1,126	2,867	..	3,102	57
Others (Prints, Engravings) (b) (etc. III-V.)										
United Kingdom .. Value	850	285	30	..
Other British Possessions	68
TOTAL, BRITISH EMPIRE	68	850	285	30	..
Other Foreign Countries	390	120
TOTAL, FOREIGN COUNTRIES	390	120
TOTAL, BRITISH EMPIRE AND FOREIGN COUNTRIES.	68	1,240	405	30	..
PROVISIONS AND OILMAN'S STORES—										
Bacon and Hams (I-E.)										
Egypt .. Cwt.
United Kingdom ..	284	189	285	262	176	25,087	18,671	19,378	19,762	11,981
Other British Possessions ..	8	1	4	8	16	475	90	445	150	860
TOTAL, BRITISH EMPIRE ..	287	190	289	265	192	26,562	18,761	19,823	19,912	12,841
Other Foreign Countries ..	2	..	14	12	6	150	1,081	465
Egypt	1,324
TOTAL, FOREIGN COUNTRIES ..	2	..	14	12	6	150	..	1,324	1,081	465
TOTAL, BRITISH EMPIRE AND FOREIGN COUNTRIES. ..	289	190	303	277	198	26,712	18,761	21,147	20,993	13,306
Beccels and Cakes (I-E.)—										
United Kingdom .. Cwt.
India—Bombay ..	387	441	614	448	456	80,896	83,948	86,642	28,297	26,462
Egypt ..	105	2,660
Ceylon
Other British Possessions ..	32	38	25	12	42	1,840	1,590	..	794	1,381
Straits Settlements	51	39	1,590	1,220	..
TOTAL, BRITISH EMPIRE ..	524	477	690	499	498	84,896	85,468	89,220	30,311	28,043
Other Foreign Countries ..	4	9	24	8	35	535	280	1,328	75	1,268
Germany ..	66	79	125	66	61	2,911	3,535	4,838	2,645	2,465
Belgium ..	152	141	33	88	..	7,560	6,135	1,550	8,522	..
France ..	95	421	648	299	..	8,928	14,484	20,421	9,321	..
Egypt	47	77	2,608	3,257	..
Holland	25	48	1,660	2,516
TOTAL, FOREIGN COUNTRIES ..	319	650	877	558	144	14,934	24,434	30,795	20,980	6,243
TOTAL, BRITISH EMPIRE AND FOREIGN COUNTRIES. ..	843	1,127	1,567	1,057	642	99,829	110,902	120,015	51,291	34,286

No. 7—contd.

Total quantity and value of articles imported—contd.

Articles and Countries of consignment.	Quantity.					Value.				
	1926-27.	1927-28.	1928-29.	1929-30.	1930-31.	1926-27.	1927-28.	1928-29.	1929-30.	1930-31.
PROVISIONS AND OILMAN'S STORES—contd.										
Butter including Canned (I-E.)—										
Australia .. Owt.	52	6,010
United Kingdom	36	12	64	4,322	1,334	5,789
Anglo Egyptian Sudan	10	2,000	..
India—Bombay ..	273	246	325	235	194	24,878	20,220	31,063	23,279	17,791
Other British Possessions ..	8	6	2	7	4	625	658	145	650	224
TOTAL, BRITISH EMPIRE ..	281	252	363	264	314	25,503	20,778	36,430	27,763	29,764
Mossawah	34	1,850
Egypt	40	40	64	20	..	4,320	5,299	3,288	2,583
Other Foreign Countries ..	4	3	27	2	..	670	320	1,460	106	..
TOTAL, FOREIGN COUNTRIES ..	4	43	101	66	20	670	4,640	8,609	3,394	2,583
TOTAL, BRITISH EMPIRE AND FOREIGN COUNTRIES ..	285	295	464	330	334	26,173	25,418	45,039	31,157	32,347
Cheese (including canned) (I-E.)—										
Australia	12	1,024
United Kingdom ..	199	186	182	144	95	18,008	13,288	13,081	9,522	6,563
Bombay
Other British Possessions ..	2	4	1	2	4	228	205	50	152	420
TOTAL, BRITISH EMPIRE ..	201	140	183	146	111	18,231	13,493	13,131	9,674	8,007
Egypt	12	1,278
Mossawah
Djibouti
Mokha
Other Foreign Countries ..	25	7	28	32	47	2,045	190	977	1,506	1,581
United States of America
TOTAL, FOREIGN COUNTRIES ..	25	7	40	32	47	2,045	190	2,255	1,506	1,581
TOTAL, BRITISH EMPIRE AND FOREIGN COUNTRIES ..	226	147	223	178	158	20,276	13,683	15,386	11,180	9,588
CONFRECTIONARY.										
United Kingdom	2,971	3,332	2,640	1,628	..	1,24,139	1,27,431	98,644	54,726
Bombay	63	25	50	38	..	3,485	1,054	1,521	3,057
Other British Possessions	15	18	3	16	..	571	422	188	620
TOTAL, BRITISH EMPIRE	3,049	3,375	2,693	1,782	..	1,28,195	1,28,907	99,353	58,403
Egypt	229	105	77	143	..	6,525	4,447	2,132	3,696
Belgium	112	98	44	4,150	2,801	1,695	..
Holland	93	28	53	263	..	3,150	1,350	1,850	7,797
Other Foreign Countries	86	51	41	9	..	2,836	1,985	1,120	568
Germany	26	1,080
TOTAL, FOREIGN COUNTRIES	520	342	215	441	..	16,711	10,583	6,803	13,141
TOTAL, BRITISH EMPIRE AND FOREIGN COUNTRIES	3,569	3,717	2,908	2,173	..	1,44,906	1,39,490	1,02,153	71,544
Cocoa and Chocolate (I-E.)—										
United Kingdom ..	87	94	127	113	109	10,165	11,096	11,854	9,242	10,975
Egypt
Other British Possessions ..	2	2	..	2	..	300	315	..	50	..
Tanganyika Territory	80	1,200	..
TOTAL, BRITISH EMPIRE ..	89	96	127	195	109	10,465	12,311	11,854	10,492	10,975
France ..	14	1,086
Italy	14	1,165
Other Foreign Countries ..	10	9	14	8	23	553	990	970	411	2,154
TOTAL, FOREIGN COUNTRIES ..	24	23	14	8	23	1,639	2,155	970	411	2,154
TOTAL, BRITISH EMPIRE AND FOREIGN COUNTRIES ..	113	119	141	203	132	12,104	14,466	12,824	10,903	13,129
Farinaceous and Patent Food (I-E.)—										
(i) Farinaceous foods in bulk—										
Other British Possessions
TOTAL, BRITISH EMPIRE
Milk foods for infants and invalids (wholly or mainly milk)—										
Other British Possessions ..	2	1	18	..	1	135	10	954	50	230
United Kingdom ..	25	20	..	1	..	3,002	1,620
Bombay
TOTAL, BRITISH EMPIRE ..	27	20	18	1	1	3,137	1,630	954	50	230
Other sorts—										
Straits Settlements ..	103	1,235
Bombay ..	54	132	43	..	75	1,400	1,967	1,187	..	2,219
United Kingdom ..	259	137	212	176	129	8,573	7,047	6,514	7,648	5,101
Other British Possessions	33	12	21	9	..	365	225	382	150
TOTAL, BRITISH EMPIRE ..	416	305	267	127	213	11,208	10,379	7,926	8,030	7,470
Trieste	56	..	46	1,230	..	1,324
Greece
Mossawah	32	1,350
France ..	113	218	521	100	223	2,295	5,930	10,110	1,600	5,002
United States of America ..	100	110	64	33	46	3,021	3,360	1,625	1,005	1,435
Austria
Other Foreign Countries ..	29	78	30	25	14	740	2,065	563	442	318
Italy ..	58	35	59	92	68	1,165	1,725	1,215	1,798	1,210
Djibouti ..	170	5,608
TOTAL, FOREIGN COUNTRIES ..	470	523	730	255	397	12,827	14,430	14,743	4,845	9,289
TOTAL, BRITISH EMPIRE AND FOREIGN COUNTRIES ..	886	828	997	452	610	24,035	24,809	22,669	12,875	16,759

No. 7—contd.

Total quantity and value of articles imported—contd.

Articles and countries of consignment.	Quantity.					Value.				
	1926-27.	1927-28.	1928-29.	1929-30.	1930-31.	1926-27.	1927-28.	1928-29.	1929-30.	1930-31.
PROVISIONS AND OILMAN'S STORES—contd.						Rs.	Rs.	Rs.	Rs.	Rs.
<i>Grain (I. E.)—contd.</i>										
Kenya Colony—			42	58			5,287	2,600	2,760	
United Kingdom	124	113				2,300				
Somaliand	8,822	8,318	81	2,495	6,554	1,76,069	1,61,252	5,158	1,28,854	2,67,178
Zanzibar, etc.								15,120	4,440	
Anglo-Egyptian Sudan			284	98				78,997	55,235	46,419
India—Bombay	514	505	896	567	598	54,037	54,070			
—Gulf of Cutch									750	
Other British Possessions	23	34	6	17	44	928	1,977	285		1,814
Karachi		12	38			1,500	1,520			
Tanganyika Territory		37	25			2,000	1,820			
TOTAL, BRITISH EMPIRE	4,438	4,019	1,372	3,230	7,196	2,86,171	2,28,099	1,05,495	1,91,539	3,15,411
Egypt		60				1,750			1,320	
Konfah	224			26		9,180				
Asiatic Turkey, Persian Gulf								4,600	8,080	
Kamran, etc.	149		68	143		5,295		1,50,367	1,03,656	2,395
Mosawah	231		2,866	1,958	47	12,305				2,285
Holland	30	65			46	1,200	2,000			
Jedah	511		14			23,170		1,300		
Hodeidah	268		164	38		13,521		9,550	2,545	
Madagascar										
Independent Somali Ports	145				61	6,457				2,426
Italian East Africa		24	42	77	30		1,510	2,220	4,020	1,330
Galzan	55		161	38		2,350		8,785	1,895	18,999
Mokha	446	463	2,483	1,039	469	20,396	24,160	1,34,597	51,211	1,509
Arabian Gulf Ports	87	26	24	87	26	8,998	1,160	1,665	5,120	
German East Africa										2,288
D'jibouti and Obokh	481	144	134	110	59	26,183	7,980	8,008	4,670	853
Other Foreign Countries	51	91	16	17	30	2,810	8,038	1,022	841	2,170
Dunkali coast	504	86	30	49	45	25,609	4,880	1,606	2,320	5,880
France					170					
Belgium									1,200	
Lohia				23						
TOTAL, FOREIGN COUNTRIES	3,182	959	6,002	3,600	983	1,52,974	46,428	3,24,020	1,86,658	89,585
TOTAL, BRITISH EMPIRE AND FOREIGN COUNTRIES	7,620	4,978	7,374	6,830	8,179	3,89,145	2,69,527	4,29,515	3,78,197	8,54,996
<i>Isinglass—</i>										
Bombay			11					1,917		
Other British Possessions	3	2	2	8		700	510	40	1,200	
TOTAL, BRITISH EMPIRE	3	2	13	8		700	510	1,957	1,200	
Japan										
Other Foreign Countries	2	2				630	650			
TOTAL, FOREIGN COUNTRIES	2	2				630	650			
TOTAL, BRITISH EMPIRE AND FOREIGN COUNTRIES	5	4	13	8		1,330	1,160	1,957	1,200	
<i>Jams and jellies (I. E.)—</i>										
Bombay										
United Kingdom	135	161	158	144	129	7,416	7,579	5,454	5,795	4,535
Other British Possessions	10	5	8	1	8	270	210	144	50	229
Tanganyika Territory				51					1,500	
TOTAL, BRITISH EMPIRE	145	166	166	196	137	7,686	7,789	5,598	7,345	4,764
D'jibouti										
United States										
Other Foreign Countries		6	6	9	5	5	250	420	452	144
Italy										
TOTAL, FOREIGN COUNTRIES	0	6	6	9	5	5	250	420	452	144
TOTAL, BRITISH EMPIRE AND FOREIGN COUNTRIES	145	172	172	205	142	7,691	8,039	6,018	7,797	4,908
<i>Lard (I. E.)—</i>										
United Kingdom										
Other British Possessions	7	3	18	5	6	274	100	223	190	388
TOTAL, BRITISH EMPIRE	7	3	18	5	6	274	100	223	190	388
TOTAL, FOREIGN COUNTRIES										50
TOTAL, BRITISH EMPIRE AND OTHER FOREIGN COUNTRIES	7	3	18	5	6	274	100	223	190	50
TOTAL FOREIGN COUNTRIES										488
<i>Milk, condensed and preserved, including Milk Cream (I. E.)—</i>										
Bombay										
Zanzibar										
Egypt										
United Kingdom	301	421	592	367	331	15,790	21,642	30,100	17,401	14,952
Ceylon										
Other British Possessions	9	38	20	4	1	239	1,268	377	146	20
TOTAL, BRITISH EMPIRE	310	459	612	371	332	16,029	22,910	30,477	17,547	14,972
D'jibouti	124					1,807				
Italian East Africa										
France	54	92	69	4	4	2,840	4,385	3,291	1,428	1,425
Italy	27		75	26		1,399		1,891	1,112	
United States of America	38	49	82	43	34	1,746	1,857	2,075	1,090	2,481
Germany			74					2,145		
Other Foreign Countries	20	73	97	65	76	852	1,094	2,776	1,058	1,635
Austria	47					1,300				
Egypt				48	35				1,032	1,437
TOTAL, FOREIGN COUNTRIES	310	214	397	223	237	9,444	7,336	12,178	5,720	6,978
TOTAL, BRITISH EMPIRE AND FOREIGN COUNTRIES	620	673	1,009	594	569	25,473	30,241	42,655	23,267	21,950
<i>Pickles, Chutnies, Sauces and Condiments, (I. E.)—</i>										
Ceylon										
United Kingdom	223	200	186	145	217	11,384	10,320	6,457	6,235	10,769
India—Bombay	153	39	62	64	51	3,314	1,004	2,003	1,410	1,218
Other British Possessions	42	37	4	17	20	1,985	1,079	118	592	864
Madras		31	31				1,182	1,005		
TOTAL, BRITISH EMPIRE	423	307	283	302	288	16,668	13,585	9,588	10,457	12,851
Italy	879	465	1,088		1,286	15,500	10,865	19,230	62,623	19,174
Egypt			78		60			1,467		1,809
Other Foreign Countries	2		35	28	12	210		855	898	458
Mosawa				100	91				1,380	1,097
Trester					120					2,090
D'jibouti										
TOTAL, FOREIGN COUNTRIES	881	465	1,161	2,750	1,569	15,710	10,865	21,552	64,401	24,623
TOTAL, BRITISH EMPIRE AND FOREIGN COUNTRIES	1,304	772	1,434	3,052	1,857	32,393	24,450	31,185	74,858	37,474

No. 7—contd.

Total quantity and value of articles imported—contd.

Articles and countries of consignment.	Quantity.					Value.				
	1926-27.	1927-28.	1928-29.	1929-30.	1926-27.	1927-28.	1928-29.	1929-30.	1930-31.	
PROVISIONS AND OILMAN'S STORES—contd.										
<i>Vinegar (excluding bottled Vinegar) I. E.—</i>										
United Kingdom .. Gal.	561	929	880	668		Rs.	Rs.	Rs.	Rs.	Rs.
Other British Possessions .. "	100	..	138	..	689	1,435	1,188	1,162	1,229	..
TOTAL, BRITISH EMPIRE .. "	661	929	968	668	689	1,555	1,188	1,368	1,229	995
Arabian Gulf Ports .. "	6,018	7,778	6,438	4,812	5,072	4,320	6,493	5,362	4,256	4,861
Other Foreign Countries .. "	314	80	891	13	18	280	55	525	20	34
TOTAL, FOREIGN COUNTRIES .. "	6,327	7,858	6,829	4,825	5,090	4,650	6,548	5,887	4,276	4,895
TOTAL, BRITISH EMPIRE AND FOREIGN COUNTRIES .. "	6,988	8,782	7,792	4,988	5,779	6,105	7,686	7,250	5,505	5,890
(f) Canned or bottled fruits—										
Ceylon .. Cwt.	42	75	115	137	..	1,789	2,559	3,301	2,875	..
United Kingdom .. "	321	424	468	338	378	16,920	18,664	14,201	11,871	13,989
Straits Settlements .. "	2,950	5,387	4,843	3,637	3,991	55,601	88,848	52,359	42,337	46,595
Other British Possessions .. "	3	40	5	10	5	80	1,090	195	709	70
Bombay .. "	55	33	29	89	..	1,474	1,559	1,949	3,865	..
Australia .. "	46	105	1,220	2,656
Tanganyika Territory .. "	140	5,000	..
TOTAL, BRITISH EMPIRE .. "	3,417	5,959	4,960	4,251	4,474	77,084	1,12,720	72,005	66,457	63,320
Other Foreign Countries .. "	54	37	204	9	51	1,719	1,890	2,567	344	1,413
Italy .. "	283	430	148	85	277	6,775	10,850	8,947	2,090	5,535
United States .. "	..	34	46	..	1,544	1,173
China .. "	2	..	120	3,000	..	1,810
Trieste .. "	41	1,500
Egypt .. "	81	50	2,114	1,910
TOTAL, FOREIGN COUNTRIES .. "	339	501	513	175	424	11,494	14,284	9,824	4,548	10,081
TOTAL, BRITISH EMPIRE AND FOREIGN COUNTRIES .. "	3,756	6,460	5,473	4,426	4,898	88,578	1,27,004	81,829	71,005	73,351
Other sorts of Provisions—canned and bottled—										
Provisions (not specified elsewhere),										
(a) I. E.—										
Hongkong .. "	..	186	187	2,797	2,168
Ceylon .. "
Egypt .. "	89	2,176
Australia .. "	32	1,250
Zanzibar .. "
United Kingdom .. "	1,032	1,255	1,541	1,632	1,227	56,342	64,199	62,546	55,283	47,207
Straits Settlements .. "	304	..	102	4,777	..	1,635
Bombay—India .. "	11	16	34	26	18	1,063	1,420	2,635	1,958	1,243
Calcutta .. "
British Somaliland .. "
Other British Possessions .. "	48	34	58	98	6	1,439	1,268	1,235	1,083	164
TOTAL, BRITISH EMPIRE .. "	1,479	1,491	1,954	1,756	1,251	65,797	69,684	71,519	58,324	48,614
Belgium .. "	77	87	80	11,209	5,974	2,848	3,382	1,458
United States of America .. "	343	332	..	241	175	12,192	18,559	11,404	7,271	3,891
Italy .. "	662	714	532
Germany .. "	39	88	..	3,285	9,271	1,182	3,037
Egypt .. "	..	168	248	1,086	3,450	2,207	..
France .. "	155	46	93	100	..	3,231	1,150
Austria .. "	39	145	2,776	2,290	1,551	2,725
Other Foreign Countries .. "	7	153	53	63	96	1,210	..	1,819
Trieste .. "	41	..	50	1,340	..
D'Jibouti .. "	88	39	..	49	..	2,986	1,515	..	2,800	..
Holland .. "	256
TOTAL, FOREIGN COUNTRIES .. "	1,294	1,452	1,044	835	439	30,913	33,195	30,538	19,738	12,930
TOTAL, BRITISH EMPIRE AND FOREIGN COUNTRIES .. "	2,773	2,943	2,998	2,591	1,690	96,710	1,02,879	1,02,052	78,057	61,544
Vegetable Products (Vegetable Ghee, Vegetable fat, etc.)										
Bombay .. Cwt.	476	115	25,450
United Kingdom .. "	878	1,689	662	30,160	45,6	16,530
Other British Possession .. "	2	..	12	54	..	800
TOTAL, BRITISH EMPIRE .. "	6,356	1,804	674	55,664	48,784	17,330
Belgium .. "	520	838	15,938	10,750	..
Holland .. "	1,295	2,378	223	42,006	67,697	5,200
Germany .. "	801	75	11,025	2,500
France .. "	88	38	1,300	1,000
Egypt .. "	515	12,500	..
Other Foreign Countries .. "	16	..	28	715	..	750
TOTAL, FOREIGN COUNTRIES .. "	1,880	3,570	364	68,659	1,03,272	9,450
TOTAL, BRITISH EMPIRE AND FOREIGN COUNTRIES .. "	3,180	5,374	1,038	1,14,323	1,52,006	26,780
Tinned or Canned Fish (I. E.)—										
Egypt .. "
United Kingdom .. "	248	243	277	163	185	9,633	13,097	11,020	6,751	8,710
Bombay .. "	10	5	1,871	2,588	1,542	450	143
Other British Possessions .. "	45	63	54	124	2,311
Straits Settlements .. "
TOTAL, BRITISH EMPIRE .. "	293	311	331	297	190	11,504	15,685	12,562	9,512	8,853
Trieste .. "	..	20	..	27	47	..	1,668	2,231	3,305	1,519
Egypt .. "	34
United States .. "	25	37	1,080	1,515
Austria .. "	13	1,165
Other Foreign Countries .. "	34	29	24	19	66	1,451	841	1,275	1,043	1,725
TOTAL, FOREIGN COUNTRIES .. "	72	86	58	46	113	3,696	4,024	3,506	4,348	3,244
TOTAL, BRITISH EMPIRE AND FOREIGN COUNTRIES .. "	365	397	389	343	303	15,200	19,709	16,068	13,860	12,097
Other sorts (b) I. E.—										
Mesopotamia .. "	..	220	235	337	465	4,183	1,750	1,268	..	7,825
Ceylon .. "	154	182	95	6,846	6,755	2,319	7,526	..
Egypt .. "	15	1,017	..
Perim .. "	190	75	3,227	4,805	1,879	3,862	3,383
United Kingdom .. "	76	85	50	71	131	1,285	4,436	6,252	1,052	1,664
Somaliland .. "	140	274	238
Zanzibar .. "
India—Bombay .. "	66	53	85	63	76	1,037	1,150	1,363	1,250	1,527
—Straits Settlements .. "	71	2,085	..
Other British Possessions .. "	4	2	68	110	43	170	..	1,88	1,773	765
Anglo-Egyptian Sudan .. "	..	111	2,454
TOTAL, BRITISH EMPIRE .. "	625	927	821	857	790	16,748	21,400	14,970	23,565	15,164

No. 7—contd.
Total quantities and value of articles imported—contd.

Articles and countries of consignment.	Quantities.					Value.				
	1926-27.	1927-28.	1928-29.	1929-30.	1930-31.	1926-27.	1927-28.	1928-29.	1929-30.	1930-31.
<i>Other sorts (b) I—(contd.)</i>						Rs.	Rs.	Rs.	Rs.	Rs.
Bolland Cwt	200	..	76	8,000	..	1,89
Lohia "	116	137	5,230
D'jibouti "	2,775
Egypt "	..	112	217	282	88	..	5,476	7,212	6,215	2,26
Mossawah "	160	348	3,970	6,375
Konnda, etc. "	..	274	172	5,906	3,890
Hodeldah "
Arabian Gulf Ports "	307	722	290	278	302	18,896	24,919	16,168	9,027	14,28
Dunkali Coast "	162	..	52	1,635	..	1,801
Mocha "	104	182	31	68	..	1,748	4,115	1,048	2,036	..
Kamaran "	314	2,236	928	1,526	2,511	8,747	61,480	29,280	36,798	37,05
Germany "	92	1,337
Other Foreign Countries "	196	248	74	154	169	4,465	5,053	1,799	3,922	4,30
Muscat "	..	58	7,290
Galkan "	49	1,066	..
TOTAL, FOREIGN COUNTRIES "	1,359	4,287	2,056	2,357	3,141	59,891	1,17,339	70,035	59,064	59,61
TOTAL, BRITISH EMPIRE AND FOREIGN COUNTRIES "	1,984	5,214	2,877	3,214	3,981	56,639	138,789	85,005	82,629	74,97
TOTAL, PROVISIONS AND OILMAN'S STORES .. Value	8,81,334	10,38,159	12,45,554	11,34,166	8,65,59
RAILWAY PLANT AND ROLLING STOCK—										
<i>Carriage and wagons and parts thereof (III N.)—</i>										
Other British Possessions .. Value	187
United Kingdom "
TOTAL, BRITISH EMPIRE "	187
Belgium "
TOTAL, FOREIGN COUNTRIES "
TOTAL, BRITISH EMPIRE AND FOREIGN COUNTRIES "	187
<i>Sleepers of wood (a) (III N.)—</i>										
Other British Possessions .. Tons
Bombay "
Karachi "
TOTAL, BRITISH EMPIRE "
LOCOMOTIVE ENGINES AND TENDERS AND PARTS THEREOF (III N.)—										
Other British Possessions .. Value
United Kingdom "	2,690
TOTAL, BRITISH EMPIRE "	2,690
RAILS, CHAINS AND FISH-PLATES OF STEEL OR IRON—										
United Kingdom Tons
Bombay "
Other British Possessions "
TOTAL, BRITISH EMPIRE "
Belgium "
Italy "
Other Foreign Countries "	1	340
TOTAL, BRITISH EMPIRE AND FOREIGN COUNTRIES "	1	340
<i>Sleepers and Keys of steel or iron (III N.)—</i>										
Other British Possessions "	705
United Kingdom "
Bombay "
TOTAL, BRITISH EMPIRE "	705
<i>Other kinds of Materials (III N.)—</i>										
1. United Kingdom "	3	1,092
2. Other British Possessions "	—3	636
3. TOTAL, BRITISH EMPIRE "	3-3	1,728
4. Belgium "	2	2,000
5. Germany "	2	3,175
6. TOTAL, FOREIGN COUNTRIES "	4	5,175
7. TOTAL, BRITISH EMPIRE AND FOREIGN COUNTRIES .. Value	7-3	6,908
TOTAL RAILWAY PLANT AND ROLLING STOCK "	10,120

No. 7—contd.

Total quantities and value of articles imported—contd.

Articles and countries of consignment.	Quantities.					Value.				
	1926-27.	1927-28.	1928-29.	1929-30.	1930-31.	1926-27.	1927-28.	1928-29.	1929-30.	1930-31.
PNEUMATIC MOTOR COVERS—						Rs.	Rs.	Rs.	Rs.	Rs.
United Kingdom .. No.	777	990	1,058	1,126	790	26,998	34,536	33,240	39,029	26,409
Other British Possessions ..	18	37	17	27	9	987	1,107	630	575	744
Bombay	89	3,918
Br. Somaliland	180	1,599
A. Egyptian Sudan	204	5,091
Kenya Colony	36	1,025
TOTAL, BRITISH EMPIRE ..	795	1,027	1,164	1,153	1,169	27,980	35,643	42,786	39,604	34,868
Egypt	130	5,300
France ..	829	788	423	447	186	28,615	22,740	15,015	13,465	3,578
Italy ..	112	74	116	78	..	4,450	..	3,450	1,400	..
United States of America ..	925	1,025	78	385	109	38,120	42,811	3,245	9,025	2,691
Other Foreign Countries ..	6	12	6	36	43	80	312	180	835	1,152
D'Jibouti ..	48	84	1,440	2,040
Trieste	598	1,180	842	1,119	..	23,000	37,265	30,045	31,741
Germany	28	..	43	1,140	..	1,278
TOTAL, FOREIGN COUNTRIES ..	1,921	2,581	1,961	1,738	1,450	72,705	92,803	65,595	54,860	40,440
TOTAL, BRITISH EMPIRE AND FOREIGN COUNTRIES ..	2,716	3,558	3,125	2,891	2,619	1,00,685	1,28,446	1,08,381	94,464	75,308
PNEUMATIC MOTOR TUBES—										
United Kingdom ..	1,146	1,258	1,792	61	1,087	9,739	7,567	10,950	9,540	7,744
Bombay ..	160	1,415
Other British Possessions	20	231	..	60	..	147	1,060	231	310
A. Egyptian Sudan	321	2,247
TOTAL, BRITISH EMPIRE ..	1,306	1,278	2,023	1,61	1,468	11,154	7,714	12,010	9,771	10,301
D'Jibouti	852	4,959
United States ..	1,231	1,635	220	1,008	..	7,091	3,261	1,348	3,280	..
France ..	755	796	263	250	213	3,978	3,899	1,665	1,320	1,192
Trieste	1,458	1,206	..	1,968	..	6,780	5,551	..	7,593
Italy ..	143	1,000
Other Foreign Countries	74	152	1,672	264	..	220	1,060	3,390	1,563
Egypt	566	152	2,160	515	..
TOTAL, FOREIGN COUNTRIES ..	2,129	4,815	2,407	3,082	2,445	17,069	24,119	11,784	13,955	10,348
TOTAL, BRITISH EMPIRE AND FOREIGN COUNTRIES ..	3,435	6,103	4,430	4,727	3,913	28,229	31,833	23,794	23,726	20,649
PNEUMATIC MOTOR CYCLES COVERS—										
Other British Possessions .. Nos.	2	6	..	39	4	60	36	..	536	34
TOTAL, BRITISH EMPIRE ..	2	6	..	39	4	60	36	..	536	34
Other Foreign Countries ..	58	32	2	618	368	16
TOTAL, FOREIGN COUNTRIES ..	58	32	2	618	368	16
TOTAL, BRITISH EMPIRE AND FOREIGN COUNTRIES ..	60	38	..	39	6	678	404	..	536	50
PNEUMATIC MOTOR CYCLES TUBES—										
Other British Possessions ..	188	56	..	250	16	405	214	..	747	46
TOTAL, BRITISH EMPIRE ..	188	56	..	250	16	405	214	..	747	46
Other Foreign Countries ..	50	12	2	388	36	4
TOTAL, FOREIGN COUNTRIES ..	50	12	2	388	36	4
TOTAL, BRITISH EMPIRE AND FOREIGN COUNTRIES ..	238	68	..	250	18	793	250	..	747	50
Pneumatic cycle cover—										
Other British Possessions ..	97	90	50	164	230	359	260	100	396	332
TOTAL, BRITISH EMPIRE ..	97	90	50	164	230	359	260	100	396	332
Pneumatic cycles Tubes—										
Other British Possessions	246	172	354	312	..	567	404	449	340
Total, British Empire	246	172	354	312	..	567	404	449	340
Other Foreign Countries	24	50
TOTAL FOREIGN COUNTRIES	24	50
TOTAL, BRITISH EMPIRE AND FOREIGN COUNTRIES	270	172	354	312	..	617	404	449	340

No. 7—contd.

Total quantities and value of articles imported—contd.

Articles and countries of consignment.	Quantities.					Value.				
	1926-27.	1927-28.	1928-29.	1929-30.	1930-31.	1926-27.	1927-28.	1928-29.	1929-30.	1930-31.
<i>Solid rubber tyres—</i>						Rs.	Rs.	Rs.	Rs.	Rs.
Other British Possessions .. No.	12	18	6	2,506	200	770	830	615
United Kingdom	51	2	18	1,780
TOTAL, BRITISH EMPIRE ..	51	2	12	18	24	2,506	200	770	830	2,345
France	28	7,000
Other Foreign Countries ..	6	2	4	2	..	550	100	400	192	..
United States	10	1,426
Germany	16	1,450
TOTAL, FOREIGN COUNTRIES ..	34	12	20	2	..	7,550	1,526	1,850	192	..
TOTAL, BRITISH EMPIRE AND FOREIGN COUNTRIES ..	85	14	32	20	24	10,056	1,726	2,620	1,022	2,345
<i>Other Manufactures (c) (III C)—</i>										
United Kingdom .. Value	2,644	3,910	4,544	6,986	..
Other British Possessions	25	554	128	124	946
Bombay	1,170
TOTAL, BRITISH EMPIRE	2,669	4,464	5,842	7,060	946
Germany	1,200
A. T. Persian Gulf
Other Foreign Countries	1,740	1,635	1,407	781	1,645
Djibouti
Italy
TOTAL, FOREIGN COUNTRIES	1,740	2,835	1,407	781	1,645
TOTAL, BRITISH EMPIRE AND FOREIGN COUNTRIES	4,409	7,299	7,249	7,841	2,591
<i>Seeds (II)—</i>										
Somaliand .. Tons	100	1,150
United Kingdom	6	54	2,364	1,994
Other British Possessions ..	4	..	2	4	2	510	..	556	549	651
Bombay	5	1,020
TOTAL, BRITISH EMPIRE ..	10	5	102	4	7	2,874	1,994	1,706	549	1,671
Other Foreign Countries	5	..	-2	115	..	50
TOTAL, FOREIGN COUNTRIES	5	..	-2	115	..	50
TOTAL, BRITISH EMPIRE AND FOREIGN COUNTRIES ..	10	5	107	4	7-2	2,874	1,994	1,821	549	1,721
<i>SEEDS—</i>										
<i>Oil-seeds—</i>										
<i>Essential (a) (II K.)—</i>										
Karachi	6	1,000
Egypt	5	3,880
India—Bombay	128	189	178	99	114	51,955	64,425	54,323	35,455	46,945
United Kingdom	5	3,383
Other British Possessions	8	2	-10	-4	..	100	646	200	45
Ceylon	4	2,500	4,000
Strait Settlement	5
TOTAL, BRITISH EMPIRE ..	138-6	143-3	185	99-10	119-4	56,835	67,025	58,852	35,655	50,990
Egypt	7	2,124
France	8	4	47	31	8	1,000	2,560	29,300	17,540	2,000
Hodeidah
Austria
Other Foreign Countries ..	2	2	8	-6	1	1,060	940	1,160	307	385
TOTAL, FOREIGN COUNTRIES ..	5	6	55	31-6	11	2,060	3,500	30,460	17,847	4,459
TOTAL, BRITISH EMPIRE AND FOREIGN COUNTRIES ..	138	149-3	240	130-16	130-4	58,895	70,525	88,812	53,502	55,449
<i>Non-essential—</i>										
<i>Castor (II K.)—</i>										
Other British Possessions
Zanzibar
TOTAL, BRITISH EMPIRE
Other Foreign Countries
TOTAL, FOREIGN COUNTRIES
TOTAL, BRITISH EMPIRE AND FOREIGN COUNTRIES
<i>Copra or Coconut Kernel (bii) (II K.)</i>										
Zanzibar
India—Bombay	5	3	2	3,351	2,085	1,072	970	900
Other British Possessions ..	4	2	2	1,490	2,200	..
Ceylon	10	11	6	4,330	4,550
Seychelles
TOTAL, BRITISH EMPIRE ..	9	13	13	8	2	4,851	6,415	5,622	3,170	900
Italian East Africa
Arabian Gulf Ports
Other Foreign Countries
TOTAL, FOREIGN COUNTRIES
TOTAL, BRITISH EMPIRE AND FOREIGN COUNTRIES ..	9	13	13	8	2	4,851	..	5,622	3,170	900
<i>Non-essential Cotton (biii) (II K.)—</i>										
Zanzibar and Pemba
India—Bombay
Calcutta
Karachi
Other British Possessions
TOTAL, BRITISH EMPIRE

No. 7—contd.

Total quantities and value of articles imported—contd.

Articles and countries of consignment.	Quantities.					Value.				
	1926-27.	1927-28.	1928-29.	1929-30.	1930-31.	1926-27.	1927-28.	1928-29.	1929-30.	1930-31.
						Rs.	Rs.	Rs.	Rs.	Rs.
<i>contd.</i>										
<i>seeds—contd.</i>										
<i>non-essential Cotton (bills) (II K)—contd.</i>										
Arabian Gulf Ports Tons.
Mokha, etc.
Italian East Africa
Other Foreign Countries
TOTAL, FOREIGN COUNTRIES
TOTAL, BRITISH EMPIRE AND FOREIGN COUNTRIES
<i>condensed (biv) (II K)—</i>										
Tanganyika Territory	8	2,000
Zanzibar and Pemba
Kenya Colony	5	29	16	1,460	7,150	8,550
India—Bombay	44	81	80	78	64	18,041	23,109	25,407	20,748	11,160
Other British Possessions	2	2	-1	4	1	800	550	80	1,010	190
TOTAL, BRITISH EMPIRE	46	91	85-1	103	81	18,841	25,659	26,897	28,908	14,900
Arabian Gulf Ports
Other Foreign Countries	-4	-8	-1	50	75	10
TOTAL, FOREIGN COUNTRIES	-4	-8	-1	50	75	10
TOTAL, BRITISH EMPIRE AND FOREIGN COUNTRIES	46-4	91	85-1	103-8	81-1	18,891	25,659	26,897	28,978	14,910
<i>seed (bv) (II K)—</i>										
Bombay
Other British Possessions	-2	-2	..	20	12
TOTAL, BRITISH EMPIRE	-2	-2	..	20	12
Mossawah
Other Foreign Countries
TOTAL, FOREIGN COUNTRIES
TOTAL, BRITISH EMPIRE AND FOREIGN COUNTRIES	-2	2	..	20	12
<i>stard (bv) (II K)—</i>										
Other British Possessions
Bombay
TOTAL, BRITISH EMPIRE
Other Foreign Countries
TOTAL, FOREIGN COUNTRIES
TOTAL, BRITISH EMPIRE AND FOREIGN COUNTRIES
<i>ppv (bv) (II K)—</i>										
Bombay
Other British Possessions
TOTAL, BRITISH EMPIRE
Other Foreign Countries
TOTAL, FOREIGN COUNTRIES
TOTAL, BRITISH EMPIRE AND FOREIGN COUNTRIES
<i>(bv) (II K)—</i>										
Other British Possessions
TOTAL, BRITISH EMPIRE
<i>gamum Tu or Ajilli (bis) (II K)—</i>										
Tanganyika Territory	14	..	95	5,000	..	26,392	..
Zanzibar and Pemba	15	..	146	..	20,300	5,050	18,000	42,985	7,080
Kenya Colony
Straits Settlements	576	102	171	609	801	1,85,246	33,919	55,350	1,62,606	1,82,538
India—Bombay
India—Karachi	74	529	1,407	232	257	27,251	175,644	4,89,218	71,166	61,199
India—Cutch	9	5	9	26	..	3,200	1,650	2,750	6,000
Anglo-Egyptian Sudan
Other British Possessions	20	14	141	5,260	3,600	31,084
Cape Town	3	-2	-2	..	2	925	30	25	..	224
TOTAL, BRITISH EMPIRE	712	669-2	1,660-2	1,105	1,285	2,33,722	2,22,843	5,19,508	3,09,699	2,93,384
Kamaran, etc.	18	11	5	79	..	4,390	2,980	1,420	14,731
Lohia	5	46	5	6	30	1,000	14,145	1,500	1,430	5,965
Java	87	17	23,060	3,559
Hodeidah	68	..	34	18	2,696	17,598	..	6,690	2,859
Egypt	2,000	12,940
Mossawah	6	6,000	..	4,100	2,790	..
Galzan	20	..	15	8	..	1,525	23,720	5,410	34,700	12,160
Italian East Africa	5	88	19	140	68	5,000	2,500
German East Africa	10	8
Other Foreign Countries	40	13,450
Mokha	2	4	1	-3	5	550	797	895	50	590
Makha	58	318	32	30	78	14,375	78,508	7,700	6,805	14,598
China	78	16,000
Mozambique	269	172	169	105	140	86,125	66,922	56,325	31,280	26,156
Konfah	26	1,000	4,981
North-West Africa Northern Africa	161	48,875
TOTAL, FOREIGN COUNTRIES	595	728	292	415-3	524	1,78,655	2,10,075	91,250	1,08,825	1,01,272
TOTAL, BRITISH EMPIRE AND FOREIGN COUNTRIES	1,297	1,397-2	1,952-2	1,520-3	1,809	4,12,377	4,32,918	6,10,758	4,18,524	3,94,657

75
GENERAL IMPORTS.

No. 7—contd.

Total quantities and value of articles imported—contd.

Articles and countries of consignment.	Quantities.					Value.				
	1926-27.	1927-28.	1928-29.	1929-30.	1930-31.	1926-27.	1927-28.	1928-29.	1929-30.	1930-31.
SEEDS—contd.										
<i>Oil-seeds—contd.</i>										
<i>Non-essential (b)—contd.</i>										
<i>Others (b) (II K)—</i>										
Anglo-Egyptian Sudan Tons			1					1,500		
Kenya Colony	108	106	21	47		8,589	8,068	2,100	4,220	
Egypt	2					8,075				
India—Bombay	18	8	18	58	14	8,194	4,777	8,668	15,445	7,526
Other British Possessions	2	1	2	15	10	345	655	750	70	644
United Kingdom		1				45,794	2,000			
Tanganyika Territory			10	25	38			1,375	4,400	3,000
TOTAL, BRITISH EMPIRE	118-2	116	62	130-15	62	20,153	16,495	9,891	24,135	11,170
Arabian Gulf Ports		11	25				1,015	2,153		
Turkey in Europe					2					1,000
Mokha	15	80	127	50	30	1,887	7,021	13,740	5,751	2,099
Mossawah	18	26		26		1,788	2,590		2,284	
Egypt		6	7	3	1		8,610	12,000	3,560	1,200
France	2	2	8	5		4,900	4,600	4,475	5,250	
Trieste			1					1,800		
Other Foreign Countries	11	5	4	6	5	1,488	1,880	687	1,359	996
Italian East Africa	37	94		70	21	3,706	9,208		4,960	2,472
Dunkall Coast	91					9,728				
Turkey in Asia			1					1,000		
A. T. Levant and Black Sea				2					1,800	
TOTAL, FOREIGN COUNTRIES	174	224	168	162	59	28,197	29,424	35,855	24,964	8,967
TOTAL, BRITISH EMPIRE AND FOREIGN COUNTRIES	292-2	340	220	292-15	121	48,350	45,919	45,246	49,099	20,137
<i>Other than Oil-seeds (II K)—</i>										
Bombay—India		6			6		2,097			2,580
Other British Possessions	8	4	3	4	1	1,002	128	1,252	1,171	309
Kenya Colony										
TOTAL, BRITISH EMPIRE	8	6-4	3	4	7	1,002	2,225	1,252	1,171	2,940
Persia		20	13	16		2,767	2,000	1,523	1,775	
Mokha	26									
Galzan		1	3	1	14	1,378	527	757	249	2,206
Other Foreign Countries	5		21		14			2,350		1,142
Hodeidah		5					1,425			
D'jibouti										
TOTAL, FOREIGN COUNTRIES	31	26	37	17	28	4,145	3,952	4,630	2,024	3,848
TOTAL, BRITISH EMPIRE AND FOREIGN COUNTRIES	34	32-4	40	21	35	5,147	6,177	5,882	3,195	6,297
TOTAL OF SEEDS	1,816-6	2,022-11	2,550-3	2,079-2	2,178-7	5,38,511	5,87,688	7,88,212	5,56,468	4,92,362
SHELLS AND COWRIES—										
<i>Cowries (a) (II S)—</i>										
Somaliand Cwt.										
Zanzibar, etc.										
Other British Possessions		37	42		10		600	760		330
Kenya Colony	279	46	566	161		6,200	1,440	10,765	3,564	
TOTAL, BRITISH EMPIRE	279	83	608	161	10	6,200	2,040	11,525	3,564	330
Mossawah	28	59				2,300	5,665			
Italian East Africa	47		92			1,150		1,680		
Independent Somali Ports										
Other Foreign Countries	122	190	32	114	48	2,027	1,914	1,405	1,732	1,085
Arabian Gulf Ports	45					1,504				
Portuguese East Africa										
TOTAL, FOREIGN COUNTRIES	242	249	124	114	48	6,981	7,579	3,085	1,732	1,085
TOTAL, BRITISH EMPIRE AND FOREIGN COUNTRIES	521	332	732	275	58	13,181	9,619	14,610	5,296	1,415
<i>Shells (Chanks, Sankhi, large ornamental shells, Cowries, mother of Pearl Shells and Oyster Shells) (b) (II S)—</i>										
Perim Cwt.		50					1,000			
Socotra Islands			80	513	655			2,480	12,753	17,556
Somaliand	447	489	206	373	323	16,913	16,429	5,885	9,144	9,416
Other British Possessions	19	11	5	14	20	525	210	90	368	620
Zanzibar										
TOTAL BRITISH EMPIRE	466	550	291	900	998	17,438	17,639	8,455	22,265	27,592
Dunkall Ports		93					2,530			
Lohia		198					3,300			
Arabian Gulf Ports	883	770	1,708	404	200	16,162	14,243	41,168	14,476	6,146
Mossawah		33	213				2,750	10,999		
Hodeidah										
Italian East Africa										
Galzan										
Portuguese East Africa										
Italy										
Independent Somali Ports	133	1,684	1,808	2,589	2,578	3,127	39,207	23,710	62,595	72,576
Islands of Furan, etc.		238					5,016			
D'jibouti										
Other Foreign Countries	55	27	24	38	6	1,220	670	848	985	120
TOTAL, FOREIGN COUNTRIES	1,071	3,043	3,758	3,081	2,784	20,509	67,710	81,725	78,056	78,842
TOTAL, BRITISH EMPIRE AND FOREIGN COUNTRIES	1,537	3,593	4,044	3,931	3,782	37,947	85,349	90,180	1,00,321	1,00,484

No. 7—contd.

Total quantities and value of articles imported—contd.

Articles and countries of consignment.	Quantities.					Value.				
	1926-27.	1927-28.	1928-29.	1929-30.	1930-31.	1926-27.	1927-28.	1928-29.	1929-30.	1930-31.
EGGS AND COWRIES—contd.										
<i>otiose shells (including Nakhla or Nakh) (iii) (II S.)—</i>										
Somalland	674	Rs. 1,095
Zanzibar and Pemba
Straits Settlements	224	1,680
Other British Possessions	2,856	346	1,120	224	..	710	360	745	570
TOTAL, BRITISH EMPIRE	674	3,080	346	1,120	224	1,095	2,390	360	745	570
ARABIAN GULF PORTS										
Mossawah	224	10,416	3,248	2,128	..	Rs. 1,600
Dunkall Coast	1,176	2,156	3,808	1,708	..	3,325	15,350	2,958	2,450	..
Galsan	3,600	3,780	1,478	..
Islands of Farsan, etc.	2,184
Hodeidah	1,500
Mokha
Other Foreign Countries	244	2,931	1,400	1,064	1,568	400	2,245	690	1,357	830
Kamaran	2,128	1,200
Independent Somali Ports
France	280	1,000
TOTAL, FOREIGN COUNTRIES	1,924	17,687	10,584	5,800	1,568	6,385	22,695	8,628	5,285	830
TOTAL, BRITISH EMPIRE AND FOREIGN COUNTRIES	2,588	20,767	10,930	6,920	1,792	7,480	25,085	8,988	6,030	1,400
TOTAL, SHELLS Cwt.										
..	..	4,110-47	4,873-66	4,267-88	3,856	58,608	1,20,053	1,13,778	1,11,647	1,09,249
OTHERS' REQUISITES (excluding TOBACCO) (III P)—										
<i>Value</i>										
Egypt	6,045
United Kingdom	2,667
Bombay
Zanzibar
Gulf of Cutch
Other British Possessions	1,579	836	75	574	882
Malabar Coast
TOTAL, BRITISH EMPIRE	7,624	3,503	75	574	882
France	1,300
Austria	3,000
Germany
A. T. Leventh and B. Sea	2,590	691	1,576	1,920	1,000
Other Foreign Countries	9,490	12,771	7,770	856
Egypt	1,350	4,870
Trieste
TOTAL, FOREIGN COUNTRIES	2,590	11,531	17,347	9,690	8,026
TOTAL, BRITISH EMPIRE AND FOREIGN COUNTRIES	10,214	15,034	17,422	10,264	8,908
HOUSEHOLD AND LAUNDRY SOAP IN BARS OR TABLETS (a) (III V)—										
<i>Cwt.</i>										
British Somalland	78	2,530	..
Straits Settlements
Zanzibar
India—Bombay	26	327	589	1,910	6,601	10,122	6,748	16,227
United Kingdom	402	175	258	48	..	15,616	1,200	..
Tanganyika Territory	16	27	605	1,109	262	726	1,003
Other British Possessions	26	25	11
TOTAL, BRITISH EMPIRE	454	200	264	469	616	18,131	7,710	10,384	11,204	17,230
Italian East Africa	71	1,040
Austria
Germany	66	..	3,972	1,312	..
Djibouti	58
United States	101	2,060	1,97,898
Belgium	11,453	3,18,123	3,82,544	2,07,868	2,08,413	..
France	14,479	17,667	10,949	10,165	1,000
Egypt	50	1,345	978	2,629	505	1,900
Mossawah	15	85
Other Foreign Countries	30	55	95
TOTAL, FOREIGN COUNTRIES	14,638	17,972	11,044	10,347	11,538	3,23,890	3,84,522	2,10,497	2,12,290	1,99,798
TOTAL, BRITISH EMPIRE AND FOREIGN COUNTRIES	15,092	18,172	11,308	10,815	12,154	3,42,011	3,92,232	2,20,681	2,23,494	2,17,028

GENERAL IMPORTS.

No. 7—contd.

Total quantities and value of articles imported—contd.

Articles and countries of consignment.	Quantities.					Value.				
	1926-27.	1927-28.	1928-29.	1929-30.	1930-31.	1926-27.	1927-28.	1928-29.	1929-30.	1930-31.
						Rs.	Rs.	Rs.	Rs.	Rs.
SOAP—contd.										
<i>Toilet Soap (b) (III V)—</i>										
United Kingdom .. Cwt.	51	194	73	87	59	6,217	14,476	5,738	5,338	4,411
India—Bombay	10	..	7	1,303	..	1,388
Other British Possessions	10	10	..	3	2	830	574	..	280	124
TOTAL BRITISH EMPIRE	61	204	83	90	68	7,047	15,050	7,041	5,618	5,921
Austria	1,500
Trieste	29	18	36	40	1,110	1,466	1,835
Germany	18	10	29	11	10	1,306	560	1,711	590	622
Other Foreign Countries
TOTAL, FOREIGN COUNTRIES	18	39	47	47	50	1,306	2,060	2,821	2,056	2,507
TOTAL, BRITISH EMPIRE AND FOREIGN COUNTRIES	79	243	130	137	118	8,353	17,110	9,862	7,609	8,428
<i>Other Soaps (c) (III V)—</i>										
Egypt	1,091	1,930
United Kingdom	52	38	88	2,529
India—Bombay	31	45	7	..	20	488	837	215
Other British Possessions	1
TOTAL, BRITISH EMPIRE	52	39	31	45	95	2,529	1,111	488	837	2,145
Austria
Other Foreign Countries	15	..	1	1	24	300	..	30	71	333
Mossawah
TOTAL, FOREIGN COUNTRIES	15	..	1	1	24	300	..	30	71	333
TOTAL, BRITISH EMPIRE AND FOREIGN COUNTRIES	67	39	32	46	119	2,829	1,111	518	908	2,478
TOTAL, SOAP	15,238	18,454	11,470	10,999	12,391	8,58,193	4,10,453	2,31,256	2,32,071	2,27,934
SPECIMENS ILLUSTRATIVE OF NATURAL SCIENCE (II 8)—										
British East Africa .. Value	7,580
Somaland	10,924	57,847	2,28,412	94,305	20,537
Other British Possessions	955	455	860
Ceylon	8,490	15,740	16,844	17,540	4,184
Straits Settlements	866	2,502	4,200	3,564	..
TOTAL, BRITISH EMPIRE	27,949	76,544	2,49,456	1,15,409	25,581
German East Africa
Egypt	2,300
Italian East Africa	22,890	4,700	18,300	96,330	1,04,820
Djibouti	23,920	35,055	41,110	17,453	3,700
Independent Somali Ports	1,800
Mossawah	500	800	615	145	500
Other Foreign Countries
TOTAL, FOREIGN COUNTRIES	47,310	40,555	57,325	1,13,928	1,10,820
TOTAL, BRITISH EMPIRE AND FOREIGN COUNTRIES	75,259	1,17,099	3,06,781	2,29,337	1,36,401
NOES—										
<i>Betelnut (I. F.)—</i>										
Malabar coast .. Cwt.
India—Bombay	540	439	368	413	427	24,925	19,490	16,910	18,360	15,890
Other British Possessions	24	30	10	1,585	890	410
Ceylon
TOTAL, BRITISH EMPIRE	564	469	378	413	427	26,510	20,380	17,320	18,360	15,890
Arabian Gulf Ports
Other Foreign Countries	3	11	..	4	1	..	483	..	160	26
TOTAL FOREIGN COUNTRIES	3	11	..	4	1	..	483	..	160	26
TOTAL, BRITISH EMPIRE AND FOREIGN COUNTRIES	567	480	378	417	428	26,510	20,813	17,320	18,520	15,916
<i>adamoms (I. F.)—</i>										
Calicut	10	1,800	..
Straits Settlements
Ceylon	59	46	35	23	..	1,840	8,000	8,950	4,601	..
Calcutta	17	1,200
India—Bombay	324	400	454	412	516	93,631	81,149	1,14,561	90,625	78,032
Other British Possessions	2	..	3	..	4	210	..	670	..	500
TOTAL, BRITISH EMPIRE	394	446	509	445	520	95,181	89,149	1,25,381	97,026	78,532
Hodeidah
Arabian Gulf Ports	5
Djibouti	59	1,000
Other Foreign Countries	2	7	1	..	40	225	385	100	..
TOTAL, FOREIGN COUNTRIES	64	2	7	1	..	1,040	225	385	100	..
TOTAL, BRITISH EMPIRE AND FOREIGN COUNTRIES	458	448	516	446	520	96,221	89,374	1,25,716	97,126	78,532

Total quantities and value of articles imported—contd.

Articles and countries of consignment.	Quantities.					Value.				
	1926-27.	1927-28.	1928-29.	1929-30.	1930-31.	1926-27.	1927-28.	1928-29.	1929-30.	1930-31.
SPICES—contd.										
<i>Castia (I. F.)—</i>						Rs.	Rs.	Rs.	Rs.	Rs.
Egypt	210	4,625
Calcutta
India—Bombay	1,624	460	578	40,095	12,880	10,881
China—Hongkong	285	357	150	510	269	6,500	7,300	4,000	7,730	3,290
Straits Settlements	1,420	1,084	2,864	2,370	939	30,420	23,126	43,023	40,116	11,420
Other British Possessions	1	..	3	50	4	25	..	60	800	60
TOTAL, BRITISH EMPIRE	3,540	1,901	3,095	2,930	1,212	81,665	42,806	57,944	48,446	14,770
China	143	460	..	618	1,232	3,100	8,700	..	9,150	15,250
Other Foreign Countries	4	..	18	..	150	150	..	350	..	2,500
Japan
TOTAL, FOREIGN COUNTRIES	147	460	18	618	1,382	3,250	8,700	350	9,150	17,750
TOTAL, BRITISH EMPIRE AND FOREIGN COUNTRIES	3,687	2,361	3,113	3,548	2,594	84,915	51,506	58,294	57,596	32,520
<i>Chilies (I. F.)—</i>										
British East Africa
United Kingdom
Zanzibar, etc.
India—Bombay	1,274	..	1,963	1,590	1,834	35,772	..	42,431	36,456	43,675
India—Madras	1,543	43,715
Other British Possessions	13	4	63	20	..	335	76	1,139	655	..
TOTAL, BRITISH EMPIRE	1,287	1,547	2,026	1,610	1,834	36,107	43,791	43,570	37,111	43,675
Massowah	61	1,450
Arabian Gulf Ports
Other Foreign Countries	4	6	6	42	7	150	150	44	805	160
TOTAL, FOREIGN COUNTRIES	4	6	67	42	7	150	150	1,494	805	160
TOTAL, BRITISH EMPIRE AND FOREIGN COUNTRIES	1,291	1,553	2,093	1,652	1,841	36,257	43,941	45,064	37,916	43,835
<i>Cinnamon (I. F.)—</i>										
Calcutta
Egypt
India—Bombay
United Kingdom
Straits Settlements	203	..	188	3,700	..	2,300
Other British Possessions	36	49	3	25	..	784	1,085	59	250	..
TOTAL, BRITISH EMPIRE	36	49	206	25	188	784	1,085	3,759	250	2,300
Jeddah
Arabian Gulf Ports
China
Other Foreign Countries
TOTAL, FOREIGN COUNTRIES
TOTAL, BRITISH EMPIRE AND FOREIGN COUNTRIES	36	49	206	25	188	784	1,085	3,759	250	2,300
<i>ores (I. F.)—</i>										
Tonganyika Territory	15	1,000	..
Suakin	16	1,000
Straits Settlements	309	5,800
United Kingdom	201	964	490	135	191	5,350	13,335	8,600	4,100	4,000
Egypt
Zanzibar, etc.	1,390	1,431	463	1,794	587	35,603	76,980	39,777	1,15,773	41,137
India—Bombay	823	127	144	325	463	17,768	2,400	5,180	12,777	12,723
Other British Possessions	29	27	6	..	80	614	950	120	..	900
Kenya Colony	55	1,350	..
TOTAL, BRITISH EMPIRE	2,459	2,749	1,432	2,351	1,321	1,11,335	98,665	59,427	1,35,005	58,760
Madagascar	40	..	52	..	45	2,500	..	1,040	..	2,500
Djibouti	17	1,500
Other Foreign Countries	6	61	15	6	4	100	960	860	206	170
Mossawah	19	1,100
France
TOTAL, FOREIGN COUNTRIES	46	61	67	6	85	2,600	960	1,900	206	5,270
TOTAL, BRITISH EMPIRE AND FOREIGN COUNTRIES	2,505	2,810	1,499	2,357	1,406	1,13,935	94,625	61,327	1,35,211	64,030
<i>Agar (I. F.)—</i>										
Hong Kong	44	105	1,290	4,150
Karachi	123	3,500
Straits Settlements
India—										
Bombay	23,037	26,227	21,063	22,810	24,467	7,53,253	6,95,106	7,47,245	8,06,979	5,70,394
Calcutta	131	3,930	..
Gulf of Cutch
Malabar Coast
Other British Possessions	64	..	22	11	2	2,035	3	680	155	40
Calcut
United Kingdom	673	..	215	15,150	..	6,450	..
TOTAL, BRITISH EMPIRE	23,229	27,014	22,090	23,167	24,469	7,63,838	7,11,549	7,52,075	8,17,514	5,70,434
Japan
Tonkin
Mossawah
Arabian Gulf Ports	131	..	70	3,900	..	1,993	..
Other Foreign Countries	21	8	..	1	30	900	95	..	45	400
Djibouti
TOTAL, FOREIGN COUNTRIES	21	139	..	71	30	900	3,995	..	2,038	400
TOTAL, BRITISH EMPIRE AND FOREIGN COUNTRIES	23,250	27,153	22,090	23,238	24,499	7,64,738	7,15,544	7,52,075	8,19,552	5,70,834

No. 7—contd.

Total quantities and value of articles imported—contd.

Articles and countries of consignment.	Quantities.					Value.				
	1926-27.	1927-28.	1928-29.	1929-30.	1929-30.	1926-27.	1927-28.	1928-29.	1929-30.	1930-31.
						Rs.	Rs.	Rs.	Rs.	Rs.
SPICES—contd.										
<i>Nutmegs (I. P.)—</i>										
Ceylon .. Cwt.	174	31	117	159	136	10,100	1,600	5,205	5,600	3,95
Straits Settlements ..	136	27	7,030	1,470
India—Bombay ..	36	1	21	8	..	2,810	30	820	300	..
Other British Possessions
TOTAL, BRITISH EMPIRE ..	346	59	138	167	136	19,440	3,100	6,025	5,900	3,95
Other Foreign Countries	2	150
TOTAL, FOREIGN COUNTRIES	2	150
TOTAL, BRITISH EMPIRE AND FOREIGN COUNTRIES ..	346	59	140	167	136	19,440	3,100	6,175	5,900	3,95
<i>Pepper (I. P.)—</i>										
Straits Settlements ..	1,338	253	603	397	910	77,550	19,630	58,700	28,784	44,248
India—Bombay ..	4,092	1,913	2,399	2,615	2,995	2,35,744	2,27,200	2,18,589	2,00,400	1,66,693
Ceylon ..	81	158	162	5,000	8,860	14,200
Madras other ports
Madras	107	5,500
Other British Possessions ..	10	..	3	8	..	600	..	200	452	..
TOTAL, BRITISH EMPIRE ..	5,516	2,324	3,167	3,020	4,012	3,18,894	2,55,690	2,89,779	2,20,636	2,16,436
China ..	24	1,500
Tonkin
D'Jibouti
Java
Arabian Gulf Ports
Other Foreign Countries ..	3	15	..	12	6	60	500	..	960	600
TOTAL, FOREIGN COUNTRIES ..	27	15	..	12	6	1,560	500	..	960	600
TOTAL, BRITISH EMPIRE AND FOREIGN COUNTRIES ..	5,543	2,339	3,167	3,032	4,018	3,20,454	2,56,190	2,89,779	2,30,596	2,17,036
<i>Other Sorts (I. P.)—</i>										
Egypt ..	39	92	..	165	..	1,182	1,349	..	2,100	..
India—Bombay ..	3	13	148	3	3	75	110	1,522	200	106
Other British Possessions
TOTAL, BRITISH EMPIRE ..	42	105	148	168	3	1,257	1,459	1,522	2,300	106
Mokha ..	275	173	57	63	126	2,026	1,658	860	980	1,152
Other Foreign Countries ..	196	1,175
Konfah and Salif
Messawah	1,062	514	11,397	3,845
Egypt
TOTAL, FOREIGN COUNTRIES ..	471	1,285	571	63	126	3,201	18,055	4,705	980	1,152
TOTAL, BRITISH EMPIRE AND FOREIGN COUNTRIES ..	513	1,340	719	231	129	4,458	14,514	6,227	3,280	1,258
TOTAL, SPICES ..	38,074	38,592	33,916	35,113	35,764	14,67,712	12,90,692	13,65,736	14,06,956	10,30,261
STARCH AND FARINA (III V)—										
Egypt
United Kingdom ..	389	..	2,233	98	..	4,065	..	30,082	1,284	..
Bombay	200	216	3,500	2,560
Other British Possessions ..	6	76	2	44	32	74	985	30	44	347
Straits Settlements	136	1,650
TOTAL, BRITISH EMPIRE ..	395	276	2,637	142	32	4,139	4,485	34,322	1,328	347
France ..	235	875	..	2,200	10,000	..
Holland	163	2,050	..
D'Jibouti
United States of America ..	2,718	12,752	14,939	8,541	2,537	39,523	1,31,466	1,68,875	1,13,499	30,470
Austria
Belgium ..	156	62	1,725	1,319	2,648	1,830	1,250	22,875	15,935	25,357
Germany
Trieste	600	6,382	7,680	72,253
Other Foreign Countries ..	10	3	25	20	47	200	94	275	216	453
TOTAL, FOREIGN COUNTRIES ..	3,174	12,817	16,699	11,518	11,614	43,753	1,62,810	2,12,025	1,49,380	1,28,533
TOTAL, BRITISH EMPIRE AND FOREIGN COUNTRIES ..	3,569	13,093	19,326	11,660	11,646	47,892	1,67,295	2,46,347	1,50,708	1,28,850
<i>Farina and Potatoes Flour—</i>										
Other British Possessions	1	30	..
TOTAL BRITISH EMPIRE	1	30	..
Pencils (excluding slate pencils)—										
Bombay .. Doz.	520	3,128	829	1,452	1,211	535	778	240	584	571
Other British Possessions
TOTAL BRITISH EMPIRE ..	520	3,128	829	1,452	1,211	535	778	240	584	571
STATIONERY (excluding PAPER) III (M)—										
Calcutta .. Value	1,694	4,322	1,172	..	2,222
British Somaliland
United Kingdom	65,445	79,380	43,768	48,697	50,032
India—Bombay	21,048	26,777	21,111	19,256	22,473
Egypt	1,556
Other British Possessions	140	181	195	518	237
Malta
Straits Settlements
TOTAL, BRITISH EMPIRE	89,908	1,10,610	66,246	68,473	74,964
Trieste	16,000	2,680	2,953	1,925	1,490
France	2,460	..	2,321	1,689	1,986
Germany	8,897	7,612	7,503	5,194	12,042
Austria	3,110
Hodeidah
Egypt	1,683	..	1,020	1,567
Italy	2,519	4,055	..
Messawah	1,460	..	4,153	1,184	..
Other Foreign Countries
United States	945	3,230	1,195	1,211	2,352
Japan	4,850	1,486	1,395	1,103	..
..	1,706	..	1,725
TOTAL, FOREIGN COUNTRIES	21,223	16,691	23,764	17,383	19,484
TOTAL, BRITISH EMPIRE AND FOREIGN COUNTRIES	1,11,131	1,27,301	90,010	85,856	94,448

No. 7—contd

Total quantities and value of articles imported—contd.

Articles and countries of consignment.	Quantities.					Value.				
	1926-27.	1927-28.	1928-29.	1929-30.	1930-31.	1926-27.	1927-28.	1928-29.	1929-30.	1930-31.
PENCILS (EXCLUDING STATE PENCILS)										
<i>contd.</i>										
Other Foreign Countries .. Dos.	1,200	6,742	9,400	1,595	6,072	Rs.	Rs.	Rs.	Rs.	Rs.
Germany	3,660	4,880	125	1,284	1,490	720	1,632
TOTAL FOREIGN COUNTRIES .. "	4,860	11,622	9,400	1,595	6,072	1,695	3,034	1,490	720	1,632
TOTAL BRITISH EMPIRE AND FOREIGN COUNTRIES .. "	5,380	14,750	10,229	3,047	7,233	2,230	8,862	1,730	1,304	2,503
STICKS AND WHIPS (III. V)—										
<i>United Kingdom</i>										
Bombay	6,140	7,182	6,509	1,050	1,675
Other British Possessions .. "	460	1,420	1,205	264	1,108
TOTAL, BRITISH EMPIRE .. "	6,600	8,602	7,714	2,589	2,783
<i>Italian East Africa</i>										
Other Foreign Countries .. "	180	350	61	478	56
Germany	1,084
TOTAL, FOREIGN COUNTRIES .. "	180	350	1,145	478	56
TOTAL, BRITISH EMPIRE AND FOREIGN COUNTRIES .. "	6,780	8,952	8,859	3,067	2,839
STONE AND MARBLE—										
<i>Stones and Marble (a) (III. V)—</i>										
Bombay	2	..	4	1,648	..	1,161	1,602
Egypt
Smallland	143	79	77	77	88	2,078	1,681	2,022	2,204	1,856
United Kingdom	3	8	8	5	2	1,888	2,867	2,135	3,300	2,084
Other British Possessions .. "	4	10	4	2	10	560	455	527	90	531
TOTAL, BRITISH EMPIRE .. "	150	94	84	88	104	4,524	6,151	4,684	6,755	6,073
<i>A Gulf Ports</i>										
D'ibouti	145	195	207	186	176	1,050	4,780
Mokha	20	59	50	..	52	2,134	3,207	3,650	3,600	4,796
Other Foreign Countries .. "	133	114	131	86	63	1,650	1,834	2,048	2,674	2,674
Germany	3	2,959	2,672	3,922	2,196	2,425
Independent Somali Port .. "	48	..	46	..	1,790	1,128
TOTAL, FOREIGN COUNTRIES .. "	298	371	436	323	536	6,743	9,503	10,812	6,846	15,803
TOTAL, BRITISH EMPIRE AND FOREIGN COUNTRIES .. "	448	465	520	411	640	11,267	15,654	15,496	13,601	21,876
<i>Articles of Stone and Marble (b) (III. V)—</i>										
Other British Possessions .. "	—3	—8	—1	—1	..	800	275	138	25	..
Bombay
United Kingdom
TOTAL, BRITISH EMPIRE .. "	—3	—8	—1	—1	..	800	275	138	25	..
Mokha	1	450
Other Foreign Countries .. "
TOTAL, FOREIGN COUNTRIES .. "	..	1	450
TOTAL, BRITISH EMPIRE AND FOREIGN COUNTRIES .. "	—3	1—8	—1	—1	..	800	725	138	25	..
SUGAR—										
<i>Sugar Refined or Crystallized (including Sugar-Candy) (I. G.)—</i>										
Smallland
Natal
Egypt
United Kingdom	2	3	3	313	..	1,087	1,553	1,230	59,134	..
Mauritius, etc.
Straits Settlements	151	86	53	136	..	33,945	24,360	10,780	25,651	..
<i>India—</i>										
Bombay	429	1,983	91	369	..	1,33,154	4,59,846	15,794	61,548	..
Calcutta	208	25	4,500	..
Karachi	207	161	60,700	61,675	34,278
Suakin, etc.
Other British Possessions .. "	549	2	—2	3	807	30	475	..
Hongkong	449	150	15	..	1,57,423	1,20,825	38,200	3,003	..
Zanzibar
TOTAL BRITISH EMPIRE .. "	1,334	2,730	458-2	861	..	3,86,869	6,59,068	1,00,757	1,48,311	..
Trieste	1,692	1,701	940	4,20,726	3,51,058	1,71,361	..
Japan	50	20	20	11,950	4,000	5,000	..
Italy	18	3,300
Italian East Africa	10	2,110	..
Egypt	502	87	97,534	16,466	..
Austria	6,881	..	43	17,21,950	..	8,500
Belgium	4	5	22	1,175	6,400
Holland	1,608
Java	2,309	11,464	15,215	4,902	..	5,64,544	24,88,408	30,74,783	8,78,106	..
D'ibouti and Obokh	1	4	..	100	..	590	908	..
Other Foreign Countries .. "	2
Massowah
Germany	920	1,57,714	..
Fulme	534	2,001	3,286	1,21,713	379,277	5,35,870	..
TOTAL, FOREIGN COUNTRIES .. "	9,208	13,743	19,506	10,119	..	22,91,502	30,43,072	39,22,142	17,67,597	..
TOTAL, BRITISH EMPIRE AND FOREIGN COUNTRIES .. "	10,542	16,473	19,964-2	10,980	..	26,77,871	37,02,138	40,22,399	19,15,908	..

Total quantities and value of articles imported—contd.

Articles and countries of consignment.	1926-27.	1927-28.	1928-29.	1929-30.	1930-31.	1926-27.	1927-28.	1928-29.	1929-30.	1930-31.
						Rs.	Rs.	Rs.	Rs.	Rs.
<i>Sugar No. 23 D. S. and above—</i>										
United Kingdom Tons	115	18,1
Bombay "	872	134,5
Strait Settlement "	68	10,6
Hong Kong "	21	4,3
TOTAL, BRITISH EMPIRE	1,076	1,62,9
Germany "	50	5,54
JAVA "	7,904	9,89,31
Fulme "	54	6,46
Other Foreign Countries	2	22
TOTAL FOREIGN COUNTRIES	8,010	10,01,519
TOTAL, BRITISH EMPIRE AND FOREIGN COUNTRIES	9,086	11,64,421
<i>Sugar below 23 D. S. but not below 16 D. S.—</i>										
United Kingdom "	208	23,542
Other British Possessions	1	222
TOTAL, BRITISH EMPIRE	209	23,764
Other Foreign Countries	-1/20	21
TOTAL FOREIGN COUNTRIES	-1/20	21
TOTAL, BRITISH EMPIRE AND FOREIGN COUNTRIES	209-1	23,785
<i>Sugar Bst—</i>										
United Kingdom "	232	26,248
Other British Possession	-5	76
TOTAL, BRITISH EMPIRE	232-5	26,324
Trieste "	848	1,13,489
JAVA "	25	2,761
Germany "	230	32,730
Fulme "	1,098	1,53,062
Belgium "	11	3,051
Other Foreign Countries	-2	40
TOTAL FOREIGN COUNTRIES	2,212-2	3,06,033
TOTAL, BRITISH EMPIRE AND FOREIGN COUNTRIES	2,444-7	3,32,357
<i>Molasses—</i>										
Bombay "	16	5,721
TOTAL, BRITISH EMPIRE	16	5,721
JAVA "	14	2,280
TOTAL FOREIGN COUNTRIES	14	2,280
TOTAL, BRITISH EMPIRE AND FOREIGN COUNTRIES	30	8,001
TOTAL SUGAR	11,769-8	15,28,572

Sugar shown separately from 1930-31.

General quantities and value of articles imported—contd.

Articles and countries of consignment.	Quantities.					Value.				
	1926-27.	1927-28.	1928-29.	1929-30.	1930-31.	1926-27.	1927-28.	1928-29.	1929-30.	1930-31.
						Rs.	Rs.	Rs.	Rs.	Rs.
SUGAR—contd.—										
<i>Sugar Unrefined (I. G.)—</i>										
Calcutta
Zanzibar
Malsabar Coast
India—Bombay	42	40	18	12	..	14,068	13,570	7,023	4,800	..
Straits Settlements	15	84	..	59	..	2,500	18,970	..	18,020	..
Other British Possessions	—2	100
Karachi
British East Africa
TOTAL, BRITISH EMPIRE	57	124—2	18	71	..	16,568	32,649	7,023	22,910	..
Arabian Gulf Ports
Other Foreign Countries	3	—2	..	450	40	..
TOTAL, FOREIGN COUNTRIES	3	—2	..	450	40	..
TOTAL, BRITISH EMPIRE AND FOREIGN COUNTRIES	60	124—2	18	71—2	..	17,018	32,649	7,023	22,950	..
<i>Molasses (I. G.)—</i>										
Other British Possessions	—6	6	..	5	..	122	850	1,000
Bombay	5	1,000
TOTAL, BRITISH EMPIRE	—6	6	5	122	850	1,000
Java	15	1,000
Other Foreign Countries
Arabian Gulf Ports
TOTAL, FOREIGN COUNTRIES	15	1,000
TOTAL, BRITISH EMPIRE AND FOREIGN COUNTRIES	—6	21	5	122	1,850	1,000
<i>Confectionery (I. G.)—</i>										
Egypt	6	1,140
United Kingdom	83	75,386
Bombay	2	1,415
Other British Possessions	—1	50
TOTAL, BRITISH EMPIRE	91—1	77,971
Belgium	25	17,600
United States	1	1,171
France	1,835
Other Foreign Countries	1
Arabian Gulf Ports
TOTAL, FOREIGN COUNTRIES	27	20,606
TOTAL, BRITISH EMPIRE AND FOREIGN COUNTRIES	118—1	98,667
<i>Saccharin—</i>										
Other British Possessions
Bombay	20	100
United Kingdom
TOTAL, BRITISH EMPIRE	20	100
Other Foreign Countries	222	750
France
TOTAL, FOREIGN COUNTRIES	222	750
TOTAL, BRITISH EMPIRE AND FOREIGN COUNTRIES	242	850
TOTAL, SUGAR	10,720—9	16,618—2	19,987—2	11,051—2	..	27,94,523	37,36,637	40,30,422	19,38,858	..
TALLOW AND STEARINE (II. L.)—										
<i>Gross—</i>										
Other British Possessions	72	4	28	1,525	105	386	..	1,686
United Kingdom	98	133	129	117	98	2,818	3,169	2,225	1,809	1,686
British Somaliland
TOTAL, BRITISH EMPIRE	170	137	157	117	98	3,843	3,274	2,611	1,809	1,686
Egypt	29	..	111	..	1,229
United States	47
Belgium	78	185	64	178	1,250	1,215	2,996	1,240	2,461
Other Foreign Countries	57
TOTAL, FOREIGN COUNTRIES	104	102	185	175	178	2,479	2,225	2,996	4,236	2,461
TOTAL, BRITISH EMPIRE AND FOREIGN COUNTRIES	274	239	287	292	276	6,322	5,499	5,607	6,045	4,147
<i>Other sorts—</i>										
United Kingdom	98	148	155	139	9,689	2,925	2,287	1,279	2,506
Somaliland	449	130	2,962	..	3,161	..
Egypt
India, Bombay	59	9	75	907	953	1,212	35	1,519
Other British Possessions	44	22
TOTAL, BRITISH EMPIRE	493	245	207	216	214	10,596	6,840	3,499	4,475	4,025
Belgium
France
Mascowah
Italy
Italian East Africa
United States
D'jibouti	176	181	42	116	143	3,844	3,651	714	2,015	2,531
Other Foreign Countries	4	2	..	3	8	79	25	..	21	120
TOTAL FOREIGN COUNTRIES	180	183	42	119	151	3,923	3,676	714	2,036	2,651
TOTAL, BRITISH EMPIRE AND FOREIGN COUNTRIES	673	428	249	335	365	14,519	10,516	4,213	6,511	6,676

No. 7—contd.

Total quantities and value of articles imported—contd.

Articles and countries of consignment.	Quantities.					Value.				
	1926-27.	1927-28.	1928-29.	1929-30.	1930-31.	1926-27.	1927-28.	1928-29.	1929-30.	1930-31.
						Rs.	Rs.	Rs.	Rs.	Rs.
TEA—										
<i>Tea Black (I. H.)</i>										
Madras Lbs.	1,580	1,596	1,648	1,430
Karachi	1,500	1,500	..
United Kingdom	1,427	3,315	2,843	1,948	..	1,635	2,733	2,268	1,568
Ceylon	14,033	21,932	9,112	8,404	5,903	9,852	15,853	7,238	5,242	3,560
India—Bombay	43,685	10,684	21,857	7,477	3,664	31,401	10,430	19,236	7,085	2,395
India—Calcutta	414,254	449,541	360,959	2,75,018	2,97,951	3,57,122	4,05,982	3,05,669	1,94,292	1,88,070
Other British Possessions	990	776	836	116	28	946	940	950	163	20
Egypt	1,948	1,000
Straits Settlements	2,324	3,300	3,568	3,350	4,356	3,980	4,620	3,117	4,070	1,010
Somaliand
TOTAL, BRITISH EMPIRE .. Lbs.	478,814	489,346	399,047	298,728	3,13,850	4,06,949	4,41,090	3,38,998	2,14,625	1,98,123
Hodeidah Lbs.	640	3,939	16,210	7,733	2,242	1,000	3,700	10,730	9,020	2,750
Java
United States
China	94,662	32,903	49,752	7,064	15,992	50,115	18,685	20,320	2,818	5,500
Jeddah	3,184	3,056	..
Djibouti
Muscat
Other Foreign Countries	1,624	380	448	1,432	2,919	1,350	364	400	1,100	1,920
Egypt	4,215	3,665
Japan	3,360	1,800
TOTAL, FOREIGN COUNTRIES Lbs.	96,926	40,582	70,631	19,413	21,153	58,465	24,549	41,115	15,994	10,170
TOTAL, BRITISH EMPIRE AND FOREIGN COUNTRIES .. Lbs.	575,740	529,928	470,278	3,18,141	3,35,003	4,64,414	4,65,639	3,80,108	2,30,619	2,08,293
<i>Tea, Green (I. H.)—</i>										
Bombay Lbs.	2,000	2,000
Other British Possessions	800	100	600	100
TOTAL, BRITISH EMPIRE .. Lbs.	2,800	100	2,600	100
China Lbs.	3,280	3,800	3,280	3,800
Other Foreign Countries
TOTAL, FOREIGN COUNTRIES .. Lbs.	3,280	3,800	3,280	3,800
TOTAL, BRITISH EMPIRE AND FOREIGN COUNTRIES .. Lbs.	5,880	3,900	5,880	3,900
<i>Tea-chests, entire or in sections of iron or steel or other metal—</i>										
Other British Possessions .. No.
TOTAL, BRITISH EMPIRE .. No.
TELEGRAPHS, MATERIALS FOR CONSTRUCTION AND ACCESSORIES (III. D)—										
Calcutta Value	2,086	6,257	1,534
Ceylon	1,237	..
Anglo-Egyptian Sudan	1,500	..
Bombay	2,645
Egypt	2,200
United Kingdom	28,683	60,338	1,78,912	2,80,223	9,401
Other British Possessions	97	1,079	1,015	90	635
TOTAL, BRITISH EMPIRE .. Value	33,066	70,319	1,70,461	2,92,050	10,086
Germany Value
Other Foreign Countries	270	..	753	80	250
TOTAL, FOREIGN COUNTRIES .. Value	270	..	753	80	250
TOTAL, BRITISH EMPIRE AND FOREIGN COUNTRIES .. Value	33,336	70,319	1,77,214	2,92,130	10,286
TELEPHONES, MATERIALS FOR CONSTRUCTION AND ACCESSORIES (III. D)—										
Calcutta Value
United Kingdom
Other British Possessions	506	214	..	638	174
TOTAL, BRITISH EMPIRE .. Value	506	214	..	638	174
Egypt Value	2,350	..
France	1,000
TOTAL, FOREIGN COUNTRIES Value	2,350	1,000
TOTAL, BRITISH EMPIRE AND FOREIGN COUNTRIES .. Value	506	214	..	2,988	1,174
TEXTILE MATERIALS—										
<i>Cotton, Raw (II. M.)—</i>										
United Kingdom Tons	..	1	1,651
Other British Possessions	6	1	1	2	436	335	616	670	426
India—Bombay	1	2,505
Straits Settlements	1	1,035
TOTAL, BRITISH EMPIRE .. Tons	1-6	2-6	1	1	2	2,940	3,021	616	670	426

No. 7—contd.

Total quantities and value of articles imported—contd.

Articles and countries of consignment.	Quantities.					Value.				
	1926-27.	1927-28.	1928-29.	1929-30.	1930-31.	1926-27.	1927-28.	1928-29.	1929-30.	1930-31.
TEXTILE MATERIALS—contd.										
<i>Cotton Raw (II. M)—contd.</i>										
Kamarrad, etc. .. Tons	..	2	1,260
Confidah	8	4,500
Italian East Africa	2	1,128	..	1,060
Arabian Gulf Ports	2	12	20	7	3	..	9,602	13,437	4,047	1,80
Dunkali Coast	3	1,600
Mokha	44	3	4	4	..	29,556	2,008	2,020	2,157
Massowah
Other Foreign Countries	3	2	..	1	2	2,745	1,305	..	399	1,249
Hodidah	14	4	9,640	3,945
D'Jibouti	2	1,020
TOTAL, FOREIGN COUNTRIES Tons	15	74	32	12	9	9,888	51,423	22,065	6,475	5,208
TOTAL, BRITISH EMPIRE AND FOREIGN COUNTRIES .. Tons	16-6	76-6	33	18	11	12,328	54,444	22,681	7,145	5,644
<i>Cotton Waste (II. M)—</i>										
United Kingdom .. Cwt.	94	108	147	108	58	4,122	3,248	4,046	2,558	1,923
India—Bombay	116	161	89	144	184	3,860	3,477	1,685	2,782	2,167
Other British Possessions	2	94
TOTAL, BRITISH EMPIRE .. Cwt.	210	266	236	247	192	7,982	6,819	5,731	5,340	4,090
Other Foreign Countries .. Cwt.	4	28	37	24	15	167	980	732	470	235
TOTAL, FOREIGN COUNTRIES Cwt.	4	28	37	24	15	167	980	732	470	235
TOTAL, BRITISH EMPIRE AND FOREIGN COUNTRIES .. Cwt.	214	294	273	271	207	8,149	7,749	6,463	5,810	4,325
TEXTILE FABRICS—										
COTTON—										
<i>Twist and Yarn—</i>										
<i>Mule and water—Nos. 1 to 10 (s)</i>										
<i>(III)—</i>										
Somaliand Lbs.
India—Karachi
India—Bombay	687,082	190,923	284,476	710,028	6,58,848	6,56,432	1,23,575	2,22,300	4,67,030	3,92,092
Other British Possessions	400	700	250	885
United Kingdom	616	8,800	..	1,950	9,400	..
TOTAL, BRITISH EMPIRE .. Lbs.	688,098	191,623	284,476	718,828	6,58,848	4,58,632	1,24,460	2,22,300	4,76,430	3,92,092
Germany Lbs.	8,900	4,250
Japan	4,500	4,000
Arabian Gulf Ports
Massowah
Hodidah
Other Foreign Countries	100	..	300	..	800	100	..	250	..	400
TOTAL, FOREIGN COUNTRIES Lbs.	8,500	..	300	..	800	8,350	..	250	..	400
TOTAL, BRITISH EMPIRE AND FOREIGN COUNTRIES .. Lbs.	696,598	191,623	284,776	718,828	6,54,648	4,66,982	1,24,460	2,22,550	4,76,430	3,93,392
<i>Mule and Water—Nos. 11 to 15 (II)—</i>										
Bombay Lbs.	19,200	38,210	22,080	19,900	10,000	10,800	24,986	17,620	12,500	4,300
Other British Possessions
TOTAL BRITISH EMPIRE	19,200	38,210	22,080	19,900	10,000	10,800	24,986	17,620	12,500	4,300
Arabian Gulf Ports Lbs.
TOTAL, FOREIGN COUNTRIES Lbs.
TOTAL, BRITISH EMPIRE AND FOREIGN COUNTRIES .. Lbs.	19,200	38,210	22,080	19,900	10,000	10,800	24,986	17,620	12,500	4,300
<i>Mule and water—Nos. 16 to 20 (s)</i>										
<i>(III)—</i>										
Other British Possessions .. Lbs.	800	800
United Kingdom
India—Bombay	845,420	433,316	70,968	219,120	1,32,694	6,57,032	2,87,371	59,500	1,58,947	88,775
Somaliand
TOTAL, BRITISH EMPIRE .. Lbs.	846,220	433,316	70,968	219,120	1,32,694	6,57,832	2,87,371	59,500	1,58,947	88,775
D'Jibouti Lbs.	..	1,500	1,200	1,200
Japan
Massowah	8,900
Other Foreign Countries	400	400	400
TOTAL, FOREIGN COUNTRIES	8,900	1,900	1,600	1,600
TOTAL BRITISH EMPIRE AND FOREIGN COUNTRIES .. Lbs.	855,120	435,216	70,968	219,120	1,32,694	6,59,432	2,88,971	59,	1,58,947	88,775

No. 7—contd.

Total quantities and value of articles imported—contd.

Articles and countries of consignment.	Quantities.					Value.				
	1926-27.	1927-28.	1928-29.	1929-30.	1930-31.	1926-27.	1927-28.	1928-29.	1929-30.	1930-31.
						Rs.	Rs.	Rs.	Rs.	Rs.
TEXTILE FABRICS—contd.										
COTTON—contd.										
<i>Twist and Yarn—contd.</i>										
Mule and water—Nos. 21 to 25 (a) (III. Q.)—										
India—Bombay .. Lbs.	5,500	3,896	17,560	5,100	3,200	3,350	3,300	18,170	4,000	1,950
TOTAL, BRITISH EMPIRE .. Lbs.	5,500	3,896	17,560	5,100	3,200	3,350	3,300	18,170	4,000	1,950
TOTAL, FOREIGN COUNTRIES .. Lbs.
TOTAL, BRITISH EMPIRE AND FOREIGN COUNTRIES .. Lbs.	5,500	3,896	17,560	5,100	3,200	3,350	3,300	18,170	4,000	1,950
Mule and water—Nos. 26 to 30 (a) (III. Q.)—										
India—Bombay .. Lbs.	2,100	..	1,200	1,750	..	1,000
Other British Possessions
TOTAL, BRITISH EMPIRE .. Lbs.	2,100	..	1,200	1,750	..	1,000
TOTAL, FOREIGN COUNTRIES .. Lbs.
TOTAL, BRITISH EMPIRE AND FOREIGN COUNTRIES .. Lbs.	2,100	..	1,200	1,750	..	1,000
Mule and water—Nos. 31 to 40 (a) (III. Q.)—										
United Kingdom .. Lbs.	20,100	4,500	27,150	4,500
India—Bombay .. Lbs.	16,600	10,700	1,600	16,600	10,930	1,600
Other British Possessions
TOTAL, BRITISH EMPIRE .. Lbs.	36,700	15,200	1,600	43,750	15,430	1,600
Austria .. Lbs.
Japan .. Lbs.	3,860	4,000	..
Other Foreign Countries
Italy .. Lbs.
TOTAL, FOREIGN COUNTRIES .. Lbs.	3,860	4,000	..
TOTAL, BRITISH EMPIRE AND FOREIGN COUNTRIES .. Lbs.	36,700	15,200	1,600	3,860	..	43,750	15,430	1,600	4,000	..
Mule and water—Nos. 41 to 50 (a) (III. Q.)—										
United Kingdom .. Lbs.	6,000	2,400	896	10,300	2,680	1,500
Bombay .. Lbs.	14,800	..	1,500	6,500	..	15,650	..	2,000	7,000	..
TOTAL, BRITISH EMPIRE .. Lbs.	20,800	2,400	1,500	6,500	896	25,950	2,680	2,000	7,000	1,500
China .. Lbs.	5,600	7,000
Italian East Africa	8,000
Japan .. Lbs.	6,888	27,200	32,200	..
TOTAL, FOREIGN COUNTRIES .. Lbs.	11,988	27,200	..	15,000	32,200	..
TOTAL, BRITISH EMPIRE AND FOREIGN COUNTRIES .. Lbs.	32,788	2,400	1,500	33,700	896	40,950	2,680	2,000	39,200	1,500
Mule and water—Nos. 51 to 60 (a) (III. Q.)—										
India—Bombay .. Lbs.
United Kingdom .. Lbs.
Other British Possessions
TOTAL, BRITISH EMPIRE .. Lbs.
Japan .. Lbs.
TOTAL, FOREIGN COUNTRIES .. Lbs.
TOTAL, BRITISH EMPIRE AND FOREIGN COUNTRIES .. Lbs.
Mule and water—Nos. 61 to 100 (III. Q.)—										
Bombay .. Lbs.	3,900	1,800	7,050	2,400
Other British Possessions	300	300	..
United Kingdom .. Lbs.	6,810	14,900
TOTAL, BRITISH EMPIRE AND FOREIGN COUNTRIES .. Lbs.	10,710	1,800	..	300	..	21,950	2,400	..	300	..
TWIST AND YARN—GREY TWO FOLD (DOUBLE.)										
Bombay .. Lbs.	..	653,092	1,600	4,82,110	2,200
United Kingdom	92,602	35,560
TOTAL BRITISH EMPIRE .. Lbs.	..	682,694	1,600	5,17,670	2,200
Japan .. Lbs.	..	108,992	1,32,850
China .. Lbs.	..	11,760	17,500
Egypt .. Lbs.	..	786	1,150
TOTAL FOREIGN COUNTRIES	121,488	1,51,500
TOTAL BRITISH EMPIRE AND FOREIGN COUNTRIES	804,182	1,600	6,69,170	2,200

GENERAL IMPORTS.

SEA-BORNE TRADE.

No. 7—contd

Total quantities and value of articles imported—contd.

Articles and countries of consignment.	Quantities.					Value.				
	1926-27.	1927-28.	1928-29.	1929-30.	1930-31.	1926-27.	1927-28.	1928-29.	1929-30.	1930-31.
TEXTILE FABRICS—contd.						Rs.	Rs.	Rs.	Rs.	Rs.
COTTON—contd.										
<i>Twist and Yarn—contd.</i>										
Orange, Red and other colours—Nos. 1 to 20(a) (III. Q.)—										
United Kingdom .. Lbs.	..	1,800	2,700	..	1,344	..	2,780	3,900	..	2,000
Egypt ..	3,89,348	225,900	219,423	268,013	1,79,181	2,60,600	1,87,038	2,12,290	2,18,687	1,40,029
India—Bombay	2,000
Other British Possessions	1,120
Ceylon
TOTAL, BRITISH EMPIRE ..	3,89,358	228,820	222,123	268,013	1,80,475	2,60,600	1,91,818	2,16,190	2,18,687	1,42,029
Asiatic Turkey, Levant & Black Sea	2,240	2,500
Arabian Gulf Port	1,600	1,200	..
Djibouti
Italy ..	3,000	6,612	..	2,000	1,692	6,000	11,000	..	2,000	2,560
Mokha	1,008	1,500
Trieste	300	800	350	500	..
Other Foreign Countries
TOTAL, FOREIGN COUNTRIES ..	3,000	6,612	3,548	4,400	1,692	6,000	11,000	4,850	3,700	2,560
TOTAL, BRITISH EMPIRE AND FOREIGN COUNTRIES ..	342,348	235,432	225,671	272,413	1,82,167	2,66,600	2,02,818	2,20,540	2,22,387	1,44,589
Orange, Red and other colours—Nos. 21 to 25(a) (III. Q.)—										
India—Bombay .. Lbs.	9,200	5,000	4,000	6,740	6,800	4,000
Other British Possessions
TOTAL, BRITISH EMPIRE	9,200	5,000	4,000	6,740	6,800	4,000
Italy
Austria
TOTAL, FOREIGN COUNTRIES
TOTAL, BRITISH EMPIRE AND FOREIGN COUNTRIES	9,200	5,000	4,000	6,740	6,800	4,000
Orange, Red and other colours—Nos. 26 to 30(a) (III. Q.)—										
Other British Possessions .. Lbs.
United Kingdom
India—Bombay ..	11,400	8,000	2,820	28,940	4,455	9,100	2,400	3,320	30,520	3,495
TOTAL, BRITISH EMPIRE ..	11,400	8,000	2,820	28,940	4,455	9,100	2,400	3,320	30,520	3,495
Other Foreign Countries
TOTAL, FOREIGN COUNTRIES
TOTAL, BRITISH EMPIRE AND FOREIGN COUNTRIES ..	11,400	8,000	2,820	28,940	4,455	9,100	2,400	3,320	30,520	3,495
Orange, Red and other colours—Nos. 31 to 40(a) (III. Q.)—										
Egypt .. Lbs.	4,800	9,866	84,044	16,060	18,416	8,200	17,402	64,758	20,750	25,822
United Kingdom ..	41,124	25,656	14,124	19,713	5,656	82,900	27,475	16,100	27,725	7,750
India—Bombay
TOTAL, BRITISH EMPIRE ..	45,924	35,522	48,168	35,773	24,072	91,000	44,877	1,80,858	48,475	33,572
Trieste	900	900	900	1,500	1,500	1,400	..
Austria	1,200
Egypt ..	1,200	..	900	1,500
Other Foreign Countries	240	885
Arabian Gulf Ports
Italy
TOTAL, FOREIGN COUNTRIES ..	1,200	900	2,040	900	..	1,200	1,500	3,385	1,400	..
TOTAL, BRITISH EMPIRE AND FOREIGN COUNTRIES ..	47,124	35,922	50,208	36,673	24,072	62,200	46,377	84,243	49,875	33,572
Orange, Red and other colours—Nos. 41 to 50 (III. Q.)—										
Bombay .. Lbs.	..	3,200	2,400	..	2,080	3,650
Other British Possessions ..	800	650
United Kingdom ..	800	1,200
TOTAL, BRITISH EMPIRE ..	1,100	3,200	2,400	1,850	2,080	3,650
Italy
Japan ..	20,000	25,800
Trieste	1,200	1,800	..
TOTAL, FOREIGN COUNTRIES ..	20,000	1,200	..	25,800	1,800	..
TOTAL, BRITISH EMPIRE AND FOREIGN COUNTRIES ..	21,100	3,200	..	1,200	2,400	27,650	2,080	..	1,800	3,650

No. 7—contd.

Total quantities and value of articles imported—contd.

Articles and countries of consignment.	Quantities.					Value.				
	1926-27.	1927-28.	1928-29.	1929-30.	1930-31.	1926-27.	1927-28.	1928-29.	1929-30.	1930-31.
						Rs.	Rs.	Rs.	Rs.	Rs.
TEXTILE FABRICS—contd.										
COTTON—contd.										
Twist and Yarn—contd.										
Orange Red and other colours— Above No. 50 (a) (III. Q.)—										
Bombay Lbs.	..	672	600	2,900	1,000	1,200	3,535	..
Other British Possessions	700
United Kingdom	1,200	2,356	2,300	5,150
TOTAL, BRITISH EMPIRE	1,500	3,028	600	2,900	..	3,000	6,150	1,200	3,535	..
Twist and Yarn, Coloured two folds (double).—										
Bombay	94,934	1,800	90,940	2,200
United Kingdom	7,523	13,400
Other British Possessions	224	225
TOTAL, BRITISH EMPIRE	102,786	1,800	1,04,565	2,200
Trieste	900	1,500
Japan	1,600	1,600
TOTAL, FOREIGN COUNTRIES	2,500	3,100
TOTAL, BRITISH EMPIRE AND FOREIGN COUNTRIES	105,286	1,800	1,07,665	2,200
Twist and Yarn white (Bleached) No. 1 to 20.—										
Bombay Lbs.	3,390,174	2,852,102	34,31,678	26,56,038	2,022,259	20,55,540
United Kingdom	26,180	13,124	6,000	28,330	14,795	6,250
TOTAL, BRITISH EMPIRE	3,416,354	2,865,226	34,37,678	26,84,418	2,337,054	20,61,790
Arabian Gulf Port	2,000	1,500	..
Other Foreign Countries	1,860	2,100	1,200	1,420	1,930	560
Japan	1,500	10,000	1,200	9,625
China	4,000	2,600
TOTAL, FOREIGN COUNTRIES	1,860	5,600	15,200	1,420	4,630	12,685
TOTAL, BRITISH EMPIRE AND FOREIGN COUNTRIES	3,418,214	2,870,826	34,52,878	26,85,838	2,041,684	20,74,475
Twist and Yarn white (Bleached) No. 21 to 25.—										
Bombay	42,900	25,272	1,15,880	36,795	19,820	65,355
TOTAL, BRITISH EMPIRE	42,900	25,272	1,15,880	36,795	19,820	65,355
Japan	2,000	2,000
TOTAL FOREIGN COUNTRIES	2,000	2,000
TOTAL BRITISH EMPIRE AND FOREIGN COUNTRIES	1,17,880	67,355
Twist White (Bleached) No. 26 to 30—										
Bombay	800	50,760	750	29,280
Other British Possessions
TOTAL, BRITISH EMPIRE LBS.	800	50,760	750	29,280
TOTAL, BR. EMPIRE & F. COUNTRIES	800	50,760	750	29,280
Twist and Yarn White (Bleached) No. 31 to 40—										
Bombay	39,600	2,800	3,600	27,486	2,800	3,320
United Kingdom	672	1,500
TOTAL, BRITISH EMPIRE	40,272	2,800	3,600	28,986	2,800	3,320
China	4,000	6,000
Japan	3,360	2,500	..
TOTAL, FOREIGN COUNTRIES	4,000	3,360	6,000	2,500	..
TOTAL, BRITISH EMPIRE AND FOREIGN COUNTRIES	44,272	6,160	3,600	34,986	5,300	3,320
Twist and Yarn White (Bleached) No. 41 to 50—										
Bombay	14,468	21,600	13,160	21,519	25,838	14,900
TOTAL, BRITISH EMPIRE	14,468	21,600	13,160	21,519	25,838	14,900
Egypt	1,344	2,200
Japan	33,960	1,14,100	2,01,702	1,29,750	1,48,750	1,63,400
China	4,032	4,000	..
TOTAL, FOREIGN COUNTRIES..	33,960	1,18,132	2,03,046	1,29,750	1,52,750	1,65,600
TOTAL, BRITISH EMPIRE AND FOREIGN COUNTRIES	48,428	1,39,732	2,16,206	1,51,269	1,78,638	1,80,500

GENERAL IMPORTS.

SEA-BORNE TRADE.

No. 7—contd.

Total quantities and value of articles imported—contd.

Articles and countries of consignment.	Quantities.					Value.				
	1926-27.	1927-28.	1928-29.	1929-30.	1930-31.	1926-27.	1927-28.	1928-29.	1929-30.	1930-31.
TEXTILE FABRICS—contd.						Rs.	Rs.	Rs.	Rs.	Rs.
COTTON—contd.										
Twist and Yarn—contd.										
Twist and Yarn white (Bleached) above No. 50—										
Bombay Lbs.	4,100	2,100	8,000	4,300	..
United Kingdom	4,500	..	1,400	9,300	..	2,300
TOTAL, BRITISH EMPIRE	8,600	2,100	1,400	17,300	4,300	2,300
White Bleached above No. 50—										
D'jibouti	2,400	3,800	..
TOTAL, FOREIGN COUNTRIES	2,400	3,800	..
TOTAL, BRITISH EMPIRE AND FOREIGN COUNTRIES	4,500	1,400	8,100	2,300
Twist and Yarn—Bleached (white)—										
HongKong	2,000	2,400
United Kingdom	61,032	26,080	1,10,602	38,150
Bombay	1,414,512	1,390,130	10,31,589	10,32,823
Egypt
Suakin
Other British Possessions
TOTAL, BRITISH EMPIRE	1,477,544	1,416,219	1,144,591	10,70,978
Austria	896	1,890
Italy
Japan	118,280	75,468	1,49,000	93,250
China	4,000	4,250
Mokha
Arabian Gulf Ports
Other Foreign Countries	198	175
Mossawah
Italian East Africa
D'jibouti
TOTAL, FOREIGN COUNTRIES	123,176	75,664	1,55,140	93,425
TOTAL, BRITISH EMPIRE AND FOREIGN COUNTRIES	1,600,720	1,491,883	12,99,638	11,64,398
Twist and Yarn, white two folds (doubles.)—										
Bombay	4,88,990	22,500	4,88,990	16,925
United Kingdom	3,880	5,850
TOTAL, BRITISH EMPIRE	4,94,840	22,500	4,94,840	16,925
Japan	44,464	56,060
China	1,680	2,500
TOTAL, FOREIGN COUNTRIES	46,144	58,560
TOTAL, BRITISH EMPIRE AND FOREIGN COUNTRIES	738,910	22,500	5,53,400	16,925
Unspecified description of Twist and Yarn—(a) (III. Q.)—										
Egypt Lbs.	3,100	3,400
United Kingdom	28,414	15,212	14,755	1,879	9,249	53,500	23,600	23,490	2,526	12,630
India—Bombay	451,851	186,998	149,903	171,486	95,228	3,43,901	1,23,334	1,26,194	1,15,180	56,439
Other British Possessions	300	..	300	750	..	700
Somaliand
TOTAL, BRITISH EMPIRE	483,665	202,210	164,958	1,73,865	104,477	4,01,551	1,57,484	1,55,884	1,17,706	69,069
Trieste	2,188	3,450
Japan	43,400	84,120	59,244	57,600	45,150	54,900
Arabian Gulf Ports
D'jibouti	1,500	1,500	4,000
Austria	2,000
Italy
Other Foreign Countries	2,412	..	448	400	1,120	2,250	..	600	150	1,290
Kamran	4,000	4,000
TOTAL, FOREIGN COUNTRIES	52,312	3,688	4,448	34,520	60,364	63,850	5,450	4,600	45,300	56,090
TOTAL, BRITISH EMPIRE AND FOREIGN COUNTRIES	535,977	205,898	169,406	2,07,885	164,841	4,65,401	1,62,834	1,59,984	1,63,006	1,25,159
TOTAL OF COTTON, TWIST AND YARN	4,213,685	4,315,091	4,495,903	4,602,609	5,026,092	33,14,853	33,79,929	37,40,975	34,27,692	31,61,612
Total of Twist and Yarn—										
British Empire
Ceylon	1,120	4,705,635	..	2,000	28,71,775
Bombay	3,953,718	4,312,596	43,60,574	37,305	..	28,99,292	34,54,192	31,27,091	50,602
United Kingdom	786	82,851	39,863	1,150	1,86,323	47,471	..
Other Countries	924	300	1,100	1,110	700	1,050	..
TOTAL	3,956,498	4,396,747	44,01,537	4,742,090	..	29,03,552	36,91,220	31,76,612	29,22,277
Foreign Countries	4,000	4,000	2,200
Kamran	100,438	900	..	1,344	..	1,51,392	1,500
Egypt	8,000	..	2,400	3,200	..	3,800	..
D'jibouti	230,524	83,960	1,83,640	2,83,760	1,29,750	2,33,500	..
Japan	13,440	4,000	4,032	272,946	..	20,000	6,000	4,000	2,29,825
China	6,612	..	2,000	4,000	..	11,000	..	2,000	2,500
Italy	3,988	1,908	2,100	1,692	..	6,450	3,000	3,200	2,560
Trieste	598	3,148	3,300	3,120	..	575	3,005	2,580	2,250
Other Countries	2,240	2,500
Asiatic Turkey, Levant and Black Sea	3,600	2,700	..
Arabian Gulf Port
Total	3,68,593	10,156	201,072	283,102	..	4,76,377	1,49,755	2,52,080	2,39,335
Total	4,315,091	4,495,903	4,602,609	5,026,092	..	33,79,929	37,40,975	34,27,692	31,61,612

No. 7—contd.

Total quantities and value of articles imported—contd.

Articles and countries of consignment.	Quantities.					Value.				
	1926-27.	1927-28.	1928-29.	1929-30.	1930-31.	1926-27.	1927-28.	1928-29.	1929-30.	1930-31.
TEXTILE FABRICS—contd.										
COTTON—contd.										
Manufactures—										
Blankets—(b) (i) (III. Q.)—										
Straits Settlements .. Lbs.			1,650					2,105		
United Kingdom ..	1,316	2,464	2,156	386	1,694	1,000	2,225	1,406	1,000	1,382
India—Bombay ..	71,895	48,682	79,344	26,049	7,852	62,070	43,522	61,915	26,620	5,270
Other British Possessions ..	476	40	1,232		784	310	40	850		175
Snakin, etc. ..										
Tonganika Territory ..				11,648					6,000	
TOTAL, BRITISH EMPIRE ..	73,687	51,186	84,382	88,033	10,380	63,380	45,787	66,276	33,620	6,827
France ..	4,452	20,044	7,784	25,085	3,334	3,300	15,300	4,835	15,998	1,717
Egypt ..								5,230		
Japan ..				1,904	2,100					2,205
Belgium ..				5,320						5,230
D'Ilboudi ..	4,820	14,616	14,844	23,254	8,820	3,088	13,560	12,684	15,958	5,255
Other Foreign Countries ..	4,088	1,176	896	2,074	3,164	2,135	922	1,155	1,736	1,176
Germany ..	2,912	2,016	2,072		4,256	3,400	1,656	2,400		3,550
TOTAL, FOREIGN COUNTRIES ..	16,272	37,852	25,596	58,247	21,674	11,923	31,438	21,024	41,037	13,903
TOTAL, BRITISH EMPIRE AND FOREIGN COUNTRIES ..	89,959	89,038	1,09,978	96,280	32,004	75,303	77,225	87,300	74,657	20,730
Canvas—(b) (ii) (III. Q.)—										
Karachi .. Yds.		2,000		800			1,100		1,200	
United Kingdom ..	1,087	7,399	7,124	4,297	5,604	1,790	5,684	11,062	6,865	7,430
India—Bombay ..		3,956	7,020	3,870	4,360		3,845	5,195	3,037	2,710
Other British Possessions ..	847	760	440		1,900	770	950	585		570
Egypt ..										
TOTAL, BRITISH EMPIRE ..	1,934	14,115	14,584	8,967	11,864	2,560	11,579	16,842	11,102	10,710
Germany ..										
Asiatic Turkey Persian Gulf ..	3,100					2,250				
Arabian Gulf Ports ..	3,384	2,500		1,600		4,300	2,000		1,000	
Jeddah ..										
Persia ..		2,800	2,280	2,600	8,800		1,500	2,360	1,650	1,400
Other Foreign Countries ..	714		1,344	500	1,090	1,326		1,586	360	792
Mokha ..										
TOTAL, FOREIGN COUNTRIES ..	7,198	5,800	3,624	4,700	9,890	7,876	3,500	3,946	3,010	2,192
TOTAL, BRITISH EMPIRE AND FOREIGN COUNTRIES ..	9,132	19,415	18,208	13,667	21,754	10,436	15,079	20,788	14,112	12,902
Handkerchiefs and Shawls in the piece—(b) (iii) (III. Q.)—										
Handkerchiefs—										
British Somaliland .. Nos.	6,000					2,600				
United Kingdom ..	371,468	311,764	2,91,884	4,20,371	81,492	1,30,843	86,036	1,22,809	1,19,019	14,587
Bombay ..	24,686	32,460	8,920	5,504		5,440	6,450	3,300	1,260	
Other British Possessions ..	1,340			1,852	1,260	500			410	123
Egypt ..	6,284	11,400				564	1,805			
TOTAL, BRITISH EMPIRE ..	409,778	355,624	300,804	4,27,727	82,752	1,39,947	94,291	1,26,109	1,20,689	14,715
Holland ..	14,420		28,164			3,450		10,061		
Italy ..		3,998					2,500			
Belgium ..										
Germany ..										
Mossawah ..										
Other Foreign Countries ..	7,200	48	212	5,730	1,372	820	20	70	865	420
Egypt ..			2,710					1,900		
Japan ..		2,240			18,360		1,750			3,500
TOTAL, FOREIGN COUNTRIES ..	21,620	6,284	31,086	5,730	20,232	4,270	4,270	12,031	865	3,920
TOTAL, BRITISH EMPIRE AND FOREIGN COUNTRIES ..	4,31,398	361,908	331,890	433,457	1,02,984	1,44,217	98,561	1,38,140	1,21,554	18,635
Shawls—(III. Q.)—										
Egypt .. Nos.		500					1,250			
Bombay ..	750					1,500				
United Kingdom ..	8,650	12,678	9,402	53,067	7,200	5,085	12,309	8,426	29,076	2,250
Other British Possessions ..										
TOTAL, BRITISH EMPIRE ..	9,400	13,178	9,402	53,067	7,200	6,585	13,559	8,426	29,076	2,250
Austria ..										
Holland ..										
Other Foreign Countries ..	60			100		90			75	
TOTAL, FOREIGN COUNTRIES ..	60			100		90			75	
TOTAL, BRITISH EMPIRE AND FOREIGN COUNTRIES ..	9,460	13,178	9,402	53,167	7,200	6,675	13,559	8,426	29,151	2,250
Cotton Hosiery—under wear—										
Bombay .. Dos.				620	430	11,335	4,725	12,884	3,945	2,540
Other British Possessions ..				57	26	197	450	1,264	795	246
Straits Settlements ..							1,350			
Kenya Colony ..								1,200		
TOTAL, BRITISH EMPIRE ..				677	456	11,532	6,525	15,298	4,740	2,786
Japan ..				18,762	20,479	82,779	87,335	1,01,990	94,317	77,172
Other Foreign Countries ..				80	3	620	215	100	585	15
TOTAL, FOREIGN COUNTRIES ..				18,842	20,482	83,398	87,550	1,02,090	94,902	77,187
TOTAL, BRITISH EMPIRE AND FOREIGN COUNTRIES ..				19,519	20,938	94,930	94,075	1,17,388	99,642	79,973

GENERAL IMPORTS.

No. 7—contd.

Total quantities and value of articles imported—contd.

Articles and countries of consignment.	Quantities.					Value.				
	1926-27.	1927-28.	1928-29.	1929-30.	1930-31.	1926-27.	1927-28.	1928-29.	1929-30.	1930-31.
FERTILE FABRICS—contd.										
COTTON—contd.—										
<i>Manufacture—contd.</i>										
Stocking and Socks—										
United Kingdom Dozen	..	98	1,041
Bombay	374	679	..	1,177	1,544
Hong-Kong	1,908	2,300	8,600	1,809	2,506	4,210	4,017	5,230	2,693	2,910
Other British Possessions	421	2,323	591	387	270	2,351	1,290	1,253	585	1,119
TOTAL, BRITISH EMPIRE	2,827	5,095	9,191	2,196	3,455	6,561	7,525	6,483	3,268	5,573
Japan	650	665	1,030	1,230
Other Foreign Countries	50	926	1,074	377	58	615	1,237	2,915	760	281
Italy	1,808	1,800
TOTAL, FOREIGN COUNTRIES	50	926	2,882	1,027	723	615	1,237	3,815	1,790	1,511
TOTAL, BRITISH EMPIRE AND FOREIGN COUNTRIES	2,877	6,021	12,073	3,223	4,178	7,176	8,762	10,298	5,058	7,084
Hosiery—(b) (iv) (III. Q.)—										
Other sorts—										
.. .. Value										
Egypt
United Kingdom	11,860	1,741	1,399
India—Bombay	106	10,230	22,513	3,680	4,610
Other British Possessions	950	500	1,200	800
TOTAL, BRITISH EMPIRE	11,965	12,971	24,412	4,880	4,910
China
United States
Japan	9,350	11,800	13,050	3,810	16,980
Other Foreign Countries	600	939	5
TOTAL, FOREIGN COUNTRIES	9,950	12,739	13,055	3,810	16,980
TOTAL, BRITISH EMPIRE AND FOREIGN COUNTRIES	21,915	25,710	37,467	8,690	21,840
Manufacture—										
Lace and Patent Net—(b) (v) (III. Q.)—										
.. .. Yds.										
Egypt	32,120	1,840
United Kingdom	459,100	515,940	316,924	3,79,100	7,42,477	85,510	65,750	48,045	57,260	67,089
India—Bombay	73,552	..	11,816	42,116	..	4,700	1,550
Other British Possessions	1,500	677	150	583	155
British Somaliland	4,940	080
TOTAL, BRITISH EMPIRE	492,720	594,432	316,924	390,925	785,270	87,300	71,430	48,045	57,843	68,794
Trieste	19,000	150,934	13,384	1,594	1,600	1,600	..
It. East Africa	2,000	16,000	1,000	1,000
Italy	20,000	83,360	38,178	22,000	..	1,200	3,206	3,665	1,250	..
Germany	89,696	..	104,074	41,088	3,144,260	4,495	3,681	6,164	4,365	..
Austria	151,150	3,870
France
Other Foreign Countries	5,330	..	2,800	..	2,500
Egypt	8,250	..	567	..	450	1,830	50
TOTAL, FOREIGN COUNTRIES	268,176	118,360	296,931	84,722	3,16,760	11,132	5,800	9,396	10,894	4,415
TOTAL, BRITISH EMPIRE AND FOREIGN COUNTRIES	760,896	712,792	613,855	4,75,647	11,02,030	98,432	77,230	57,441	68,737	73,209
Plain Grey (unbleached) Chadders—										
(b) (vi) (III. Q.)—										
.. ..										
United Kingdom	59,400	65,555	77,125	13,900	18,060	16,130	..
India—Bombay	149,745	92,200	140,600	14,600	29,800	44,650	24,410	37,950	4,800	5,450
Other British Possessions	2,800	700
TOTAL, BRITISH EMPIRE	149,745	151,600	206,155	91,725	32,600	44,650	38,310	56,010	20,930	6,150
Mossawah
Other Foreign Countries
TOTAL, FOREIGN COUNTRIES
TOTAL, BRITISH EMPIRE AND FOREIGN COUNTRIES	149,745	151,600	206,155	91,725	32,600	44,650	38,310	56,010	20,930	6,150
Dhatis, Saris and Scarves (b) (vi) (III. Q.)—										
United Kingdom	12,718	6,500	..	1,780	1,000
Bombay	29,400	9,500	4,000	8,100	7,850	1,000
TOTAL, BRITISH EMPIRE	29,400	22,218	4,000	..	6,500	8,100	9,630	1,000	..	1,000
Holland	3,500	1,500
TOTAL, FOREIGN COUNTRIES	3,500	1,500
TOTAL, BRITISH EMPIRE AND FOREIGN COUNTRIES	29,400	22,218	7,500	..	6,500	8,100	9,630	2,500	..	1,000
Drills and Jeans (b) (vi) (III. Q.)—										
Calcutta	57,200	17,700
Ceylon	10,780
Karachi	43,200	10,800	
United Kingdom	43,200	11,125	
Bombay	3,000	
Other British Possessions	215,010	193,000	107,600	52,100	24,000	69,345	51,300	27,250	14,600	6,000
TOTAL, BRITISH EMPIRE	304,410	252,000	107,600	52,100	24,800	92,550	69,600	27,250	14,600	6,200
China	85,000	52,000	4,500	..	53,000	8,000	13,500	1,200	..	9,800
Dibouti	9,000	25,800	2,700	5,800
United States of America	151,600	36,000	46,500	51,000	42,000	53,401	11,200	12,800	15,740	10,475
Arabian Gulf Ports
Japan	1,280,076	944,000	796,700	76,400	1,134,850	3,43,800	2,39,235	2,06,720	2,67,460	2,29,652
Mossawah
Other Foreign Countries
TOTAL, FOREIGN COUNTRIES	1,466,676	1,032,000	847,700	1,036,400	1,255,650	4,10,201	2,63,935	2,30,720	2,85,900	2,55,727
TOTAL, BRITISH EMPIRE AND FOREIGN COUNTRIES	1,771,086	1,284,000	955,300	1,088,500	1,280,450	5,02,751	3,33,535	2,47,970	3,00,500	2,61,027

GENERAL IMPORTS.

No. 7—contd.

Total quantities and value of articles imported—contd.

Articles and countries of consignment.	Quantities.					Value.				
	1926-27.	1927-28.	1928-29.	1929-30.	1930-31.	1926-27.	1927-28.	1928-29.	1929-30.	1930-31.
						Rs.	Rs.	Rs.	Rs.	Rs.
TEXTILE FABRICS—contd.										
COTTON—contd.										
<i>Piece-goods—contd.</i>										
Plain Grey (unbleached)—contd.										
<i>Flannel and Flannellets—</i>										
Other British Possessions .. Yds.	..	182	700
TOTAL, BRITISH EMPIRE	182	700
Japan	13,340	2,875
TOTAL FOREIGN COUNTRIES	13,340	2,875
TOTAL BRITISH EMPIRE AND FOREIGN COUNTRIES	13,340	2,875
Jaconets (including Madapolams, Mulls and Cambrics) (b) (vi) (III. Q.)—										
United Kingdom	701,948	424,868	812,493	665,813	1,163,554	99,825	1,16,221	98,539	94,005	1,25,848
Other British Possessions	1,85,200	22,000	33,000	32,180	2,600	5,575
TOTAL, BRITISH EMPIRE	8,87,148	446,868	845,493	665,813	1,163,554	1,32,005	1,18,821	1,04,114	94,005	1,25,848
Egypt	8,802	..	2,000	6,750	..	1,800	..	400	750
Other Foreign Countries
TOTAL, FOREIGN COUNTRIES	8,802	..	2,000	6,750	..	1,800	..	400	750
TOTAL, BRITISH EMPIRE AND FOREIGN COUNTRIES	887,148	455,670	845,493	667,813	1,175,304	1,32,005	1,20,621	1,04,114	94,405	1,26,598
Long cloth and Shirts (b) (vi) (III. Q.)—										
United Kingdom	122,408	112,000	87,864	209,383	93,425	35,453	24,150	19,980	52,610	16,185
India—Bombay	185,425	183,700	297,800	182,000	238,900	48,800	24,725	66,790	29,850	40,740
Egypt
Suakin
Somaliland
Other British Possessions	800	250
AL, BRITISH EMPIRE	307,833	246,500	385,664	341,383	332,325	84,253	49,125	86,770	82,460	56,925
Arabian Gulf Ports	112,500	169,200	45,000	23,250	..	26,000	38,600	7,500
China	90,000	..	33,750	23,690	..	8,000
United States of America	110,750
Mossawah
D'ibouti	500
Other Foreign Countries	1,800
Mokha
Japan	546,140	28,800	118,000	3,84,200	744,150	1,85,720	9,600	27,900	79,550	1,16,010
TOTAL, FOREIGN COUNTRIES	748,690	28,800	264,250	553,400	789,150	2,38,160	9,600	61,900	1,18,150	1,23,510
TOTAL, BRITISH EMPIRE AND FOREIGN COUNTRIES	1,056,523	275,300	649,914	894,783	1,121,475	3,22,413	58,725	1,48,670	200,610	1,80,435
Printers (b) (vi) (III. Q.)—										
United Kingdom
TOTAL, BRITISH EMPIRE
Sheetings (b) (vi) (III. Q.)—										
Tanganyika Territory	45,000	10,000
Hongkong	72,000	..	45,000	22,500	22,500	21,575	..	10,000	5,600	3,750
Egypt	48,600	11,485
Ceylon	36,750	7,500
United Kingdom	146,437	64,400	42,400	27,050	26,100	31,908	19,625	13,915	6,025	5,300
India—Bombay	1,757,340	1,548,250	867,160	312,600	1,565,200	4,47,299	3,85,925	2,18,232	74,493	2,36,970
Anglo Egyptian Sudan	176,240	67,500	189,000	60,850	17,000	38,550
Kenya Colony	90,750	60,000	185,000	20,185	15,285	23,000
Somaliland	6,800	..	11,700	2,200	..	2,600
Other British Possessions	4,500	200	..	1,075	50
Straits Settlements	6,000	67,500	..	2,000	14,500
TOTAL, BRITISH EMPIRE	2,206,937	1,690,650	1,102,010	423,150	2,042,250	5,75,807	4,25,625	2,74,922	1,01,408	3,30,120
Holland	245,200	68,200
United States of America	2,793,623	3,329,990	4,838,500	2,988,400	787,030	7,19,886	7,57,336	10,56,230	6,43,775	1,24,000
Austria	22,500	6,720
Italy	38,400
Italian East Africa	15,390	10,230	3,250	..
Japan	17,275,200	13,256,750	10,536,000	21,863,350	25,622,700	47,21,963	32,09,230	25,30,620	56,95,613	45,97,032
Mokha
Arabian Gulf Ports
Hodeidah	34,500	8,000
Belgium	22,500	5,000
Mossawah	60,900	..	24,750	..	69,000	18,550	..	6,000	..	10,700
D'ibouti	16,700	..	684,900	78,300	369,030	2,350	..	1,67,426	17,400	51,274
Other Foreign Countries	900	900	900	1,920	6,300	250	..	200	425	980
Egypt	202,500	47,700	225	51,160	10,860	..
China	19,434,500	23,564,800	13,103,000	16,477,600	8,392,900	60,57,295	56,20,631	33,68,475	38,00,810	14,34,379
TOTAL, FOREIGN COUNTRIES	39,884,023	40,162,440	29,451,450	41,467,660	35,247,010	1,06,03,014	95,87,472	71,95,391	95,72,133	62,13,365
TOTAL, BRITISH EMPIRE AND FOREIGN COUNTRIES	42,090,960	41,843,090	30,553,460	41,806,810	37,289,260	1,11,78,321	1,00,18,097	74,79,323	96,78,586	65,43,485
(T) Cloth and Domestic (b) (vi) (III. Q.) India—Bombay	19,500	4,900
TOTAL BRITISH EMPIRE	19,500	4,900

No. 7—contd.
Total quantities and value of articles imported—contd.

Articles, and countries of consignment.	Quantities.					Value.				
	1926-27.	1927-28.	1928-29.	1929-30.	1930-31.	1926-27.	1927-28.	1928-29.	1929-30.	1930-31.
TEXTILE FABRICS—contd.										
COTTON—contd.										
<i>Piece-goods—contd.</i>										
Plain Grey (unbleached)—contd.										
T. Cloth and Domestic (b) (III)—contd.										
France Yds.	..	1,400	1,400
Other Foreign Countries	244,750	185,000	..	278,250	6,000	68,500	29,500	..	46,400	1,900
United States of America
TOTAL, FOREIGN COUNTRIES	244,750	186,400	..	278,250	6,000	68,500	30,900	..	46,400	1,900
TOTAL, BRITISH EMPIRE AND FOREIGN COUNTRIES	264,250	186,400	..	278,250	6,000	68,400	30,900	..	46,400	1,900
<i>Unspecified description (b) (vi) (III, Q.)—</i>										
Straits Settlements	45,000	8,400	..	12,000	2,600	..
Calcutta
Tanganyika Territory	76,500
United Kingdom	67,820	266,812	133,525	448,910	1,78,550	17,000	..
India—Bombay	1,300,130	746,690	308,840	2,72,219	2,28,940	18,520	59,880	33,700	78,225	23,225
Karachi	4,450	8,93,325	1,99,530	92,827	67,170	65,568
Suakin, etc.	2,250
Kenya Colony	6,000	1,800
Other British Possessions	3,600	2,740	960	770
TOTAL, BRITISH EMPIRE	1,416,550	1,020,692	5,38,365	801,029	4,07,490	4,24,805	2,61,930	1,28,417	1,64,995	88,788
Italy	84,200	8,500
German East Africa	108,000	80,000
Austria
Arabian Gulf Ports
Japan	1,912,700	2,532,700	1,605,600	3,511,600	2,923,824	5,03,462	5,93,480	3,86,900	7,98,775	5,36,879
United States	260,250	244,170	300,540	46,400	..	69,125	57,005	63,599	5,500	..
Djibouti	2,000	..	67,900	..	43,200	1,000	..	15,300	..	8,000
Italian East Africa
Other Foreign Countries	2,625	1,850	..	3,000	2,040	650	630	..	670	620
China	695,700	2,054,700	1,710,000	627,300	648,000	1,86,820	4,80,730	3,88,000	1,89,900	1,17,900
Holland	5,750	4,400
TOTAL, FOREIGN COUNTRIES	2,981,275	4,873,170	3,684,040	4,188,800	3,617,064	7,91,057	11,44,695	8,58,799	9,44,845	6,63,399
TOTAL, BRITISH EMPIRE AND FOREIGN COUNTRIES	4,897,825	5,898,862	4,222,405	4,989,329	4,024,554	12,15,862	14,06,625	9,82,216	11,09,840	7,52,187
<i>Piece-goods—</i>										
Bordered Grey—Chadars—										
United Kingdom
TOTAL, BRITISH EMPIRE
Bordered Grey—Dhutis—										
United Kingdom
TOTAL, BRITISH EMPIRE
Bordered Grey—Sheetings—(III, Q.)—										
Bombay
TOTAL, BRITISH EMPIRE
TOTAL GREY (UNBLEACHED)	50,647,837	50,062,322	37,446,188	49,901,210	44,949,483	1,84,72,752	1,20,12,143	90,18,668	1,14,46,271	78,81,557
1 Bordered Grey—Unspecified Description—Other British Possessions Yds.	900	..	5,911	250	..	1,865
2 TOTAL, BRITISH EMPIRE	900	..	5,911	250	..	1,865
<i>Total of Grey (unbleached)—</i>										
British Empire—										
Ceylon	36,750	7,50
Somaliand	11,700	2,600
Hongkong	45,000	22,500	22,500	10,000	5,600	6,71
Tanganyika	45,000	76,500	10,000	17,000	..
Kenya Colony	96,750	60,000	1,35,000	21,935	15,285	23,04
Bombay	2,745,340	1,849,000	784,519	2,086,840	..	6,98,340	4,49,674	1,90,913	3,54,71
United Kingdom	940,198	1,147,748	1,423,281	1,473,129	..	2,85,056	1,86,149	2,47,045	1,72,01
Karachi	4,450	2,250
Calcutta	57,200	17,700
Straits Settlements	6,000	..	8,400	67,500	..	2,000	..	2,600	14,51
Anglo Egyptian Sudan	87,500	1,89,000	..	17,000	38,51
Other Countries	10,022	3,600	..	3,395	9
FOREIGN COUNTRIES—										
Egypt	8,802	202,500	47,700	1,800	51,180	10,860	..
Mossowah	24,750	..	69,000	6,000	..	10,7
Djibouti	752,800	87,300	4,38,080	1,82,728	20,100	65,0
Belgium	22,500	5,000
United States	3,745,160	5,214,290	3,359,050	8,35,030	..	8,55,041	11,40,679	7,11,415	136,3
Japan	16,782,250	13,058,300	26,735,550	30,438,864	..	40,51,545	31,62,140	62,41,398	54,82,4
China	25,671,500	14,935,000	17,274,100	9,138,900	..	61,14,861	37,83,675	39,79,310	15,99,5
France	1,400	1,400
Italy	34,200	38,400	8,500	10,230
Holland	5,750	3,500	4,400	1,500
Other Countries	2,550	900	6,020	15,090	..	855	200	1,495	2,8
Italian East Africa	15,390	3,250	..
TOTAL	50,062,322	37,446,188	49,901,210	44,949,483	..	1,20,12,143	90,18,668	1,14,46,271	78,81,557
White (bleached) <i>Chadars</i> (b) (vi) (III, Q.)—										
United Kingdom	87,550	3,700	41,200	34,676	..	16,550	1,600	13,700	11,470	..
India—Bombay	468,900	325,050	454,140	226,700	39,850	1,45,480	98,900	144,783	75,280	10,
Other British Possessions	2,000	..	2,500	600
TOTAL, BRITISH EMPIRE	591,450	328,750	497,340	261,376	42,350	1,62,030	100,500	1,59,063	86,750	11,
Holland
Djibouti
Other Foreign Countries
Jeddah
TOTAL, FOREIGN COUNTRIES
TOTAL, BRITISH EMPIRE AND FOREIGN COUNTRIES	591,450	328,750	497,340	261,376	42,350	1,62,030	1,00,500	1,59,063	86,750	11

No. 7—contd.

Total quantities and value of articles imported—contd.

Articles, and countries of consignment.	Quantities.					Value.				
	1926-27.	1927-28.	1928-29.	1929-30.	1930-31.	1926-27.	1927-28.	1928-29.	1929-30.	1930-31.
						Rs.	Rs.	Rs.	Rs.	Rs.
TEXTILE FABRICS—contd.										
COTTON—contd.										
<i>Piece-goods—contd.</i>										
<i>Checks, Spots and Stripes (b) (vi) (III.Q.)—</i>										
United Kingdom .. Yds.	231,553	173,082	67,934	71,650	89,760	82,677	52,580	20,355	19,212	10,482
India—Bombay .. "	234,460	39,400	60,400	24,940	8,320	61,655	11,555	18,450	8,370	2,500
India—Calcutta .. "
Egypt .. "
TOTAL, BRITISH EMPIRE .. "	466,013	212,482	128,334	96,590	48,080	1,44,332	64,135	38,805	27,582	12,982
Massowah .. "	2,600	550
Other Foreign Countries .. "	61,200	48,300	54,000	16,300	12,550	14,100
Japan .. "
TOTAL, FOREIGN COUNTRIES .. "	61,200	48,300	54,000	..	2,600	16,300	12,550	14,100	..	550
TOTAL, BRITISH EMPIRE AND FOREIGN COUNTRIES .. "	527,213	260,782	182,334	96,590	50,680	1,60,632	76,685	52,905	27,582	13,482
<i>Dhoties, Saris and Scarves (b) (vi) (III.Q.)—</i>										
United Kingdom .. "	9,500	110,713	50,146	56,136	75,033	3,000	42,580	16,925	20,795	18,874
Bombay .. "	19,720	29,800	36,453	29,106	..	7,445	8,775	13,085	10,825	..
Other British Possessions .. "	1,000	..	4,200	500	..	1,180
Calcutta .. "
British East Africa .. "	19,100	4,650
Egypt .. "
TOTAL, BRITISH EMPIRE .. "	48,320	140,513	87,599	85,242	79,233	15,095	51,355	30,510	31,620	20,054
Egypt .. "	..	4,500	10,000	..	7,770	..	3,500	4,200	..	3,700
Holland .. "
D'ibouti .. "
Austria .. "
Italian East Africa .. "
Arabian Gulf Ports .. "
Belgium .. "
Galzan .. "
Other Foreign Countries .. "	..	300	2,200	346	160	..	100	700	800	50
TOTAL, FOREIGN COUNTRIES .. "	..	4,800	12,200	346	7,930	..	3,600	4,900	800	3,750
TOTAL, BRITISH EMPIRE AND FOREIGN COUNTRIES .. "	48,320	145,313	99,799	85,588	87,163	15,095	54,955	35,410	32,420	23,804
<i>Drills and Jeans (b) (vi) (III.Q.)—</i>										
Hongkong .. Yds.
United Kingdom .. "	41,182	73,025	51,113	88,509	53,189	21,890	36,208	25,605	43,723	20,902
India—Bombay .. "	81,900	56,800	77,606	67,460	12,209	26,910	19,650	24,390	20,185	5,300
Other British Possessions .. "	5,000	1,400
Kenya Colony .. "
TOTAL, BRITISH EMPIRE .. "	123,082	129,825	133,719	155,969	65,398	48,800	55,858	51,395	63,908	26,202
China .. "	..	39,000	10,130
Holland .. "	2,715	1,375
Japan .. "	167,800	238,300	121,230	191,150	245,350	43,550	33,315	34,009	55,300	51,035
Massowah .. "
United States of America .. "	3,000	16,000	24,800	1,300	5,884	10,800
Austria .. "
D'ibouti .. "	..	12,600	..	6,300	45,000	..	3,300	..	1,800	10,000
Other Foreign Countries .. "	3,999	870
Germany .. "	3,200	1,500
TOTAL, FOREIGN COUNTRIES .. "	176,715	355,500	146,030	197,150	294,349	47,725	1,07,629	44,809	37,100	61,905
TOTAL, BRITISH EMPIRE AND FOREIGN COUNTRIES .. "	299,797	485,325	279,749	353,119	360,247	96,525	13,487	96,204	1,21,008	88,107
<i>Flannel and Flannellets (b) (vi) (III.Q.)—</i>										
Other British possessions .. "	..	900	250
Bombay .. "	4,940	1,820
TOTAL, BRITISH EMPIRE .. "	..	900	4,940	250	1,820
Other Foreign Countries .. "	1,960	3,780	900	775
Japan .. "	6,880	2,450
TOTAL FOREIGN COUNTRIES .. "	1,960	..	6,880	..	3,780	900	..	2,450	..	775
TOTAL, BRITISH EMPIRE AND FOREIGN COUNTRIES .. "	1,960	900	11,820	..	3,780	900	250	4,270	..	775
<i>Jaconets, Madapollams, Mulls, Cambrics and Muslins (b) (vi) (III.Q.)—</i>										
United Kingdom .. "	5,760	6,375	31,575	4,900	15,530	2,400	3,126	10,320	1,670	3,033
Egypt .. "	28,000	5,500	9,600	3,000	1,000	3,500
India—Bombay .. "	1,200	560
Other British Possessions .. "
TOTAL, BRITISH EMPIRE .. "	33,760	11,875	41,775	4,900	15,530	5,400	4,126	14,380	1,670	3,033

GENERAL IMPORTS.

SEA-BORNE TRADE.

No. 7—contd.

Total quantities and value of articles imported—contd.

Articles, and countries of consignment.	Quantities.					Value.				
	1926-27.	1927-28.	1928-29.	1929-30.	1930-31.	1926-27.	1927-28.	1928-29.	1929-30.	1930-31.
TEXTILE FABRICS—contd.										
COTTON—contd.										
<i>White (bleached) Jaconets, etc.—contd.</i>										
Massowah .. Yds.
Djibouti
Other Foreign Countries
TOTAL FOREIGN COUNTRIES.. Yds.
TOTAL, BRITISH EMPIRE AND FOREIGN COUNTRIES .. Yds.	88,760	11,876	41,775	4,900	15,530	5,400	4,126	14,880	1,670	8,038
<i>Lawns (III-Q)—</i>										
Bombay .. Yds.	4,000	5,500	4,000	12,000	..	1,500	2,650	1,600	4,300	..
United Kingdom ..	27,040	40,890	5,000	8,550	11,950	1,600
Other British Possessions
TOTAL, BRITISH EMPIRE .. Yds.	31,040	46,390	4,000	12,000	5,000	10,050	14,600	1,600	4,300	1,600
Holland .. Yds.
TOTAL, FOREIGN COUNTRIES Yds.
TOTAL, BRITISH EMPIRE AND FOREIGN COUNTRIES .. Yds.	31,040	46,390	4,000	12,000	5,000	10,050	14,600	1,600	4,300	1,600
<i>Longcloth and shirtings (b of) (III-Q)—</i>										
British East Africa .. Yds.
United Kingdom ..	4,221,248	7,035,844	3,170,985	4,540,171	3,327,387	14,01,249	21,97,209	9,67,518	18,44,981	9,41,819
India—Bombay ..	128,100	140,900	181,830	62,900	126,400	41,030	30,600	40,115	12,902	28,975
Somaliland	12,000	3,300
Ceylon	34,000	11,925
Calcutta	2,000	1,000
Other British Possessions	800	300	..
Egypt ..	14,270
Sunkin, etc.	3,400
TOTAL, BRITISH EMPIRE .. Yds.	4,369,618	7,140,744	3,338,815	4,593,671	3,464,787	14,45,679	22,27,869	10,20,653	18,58,180	9,74,094
China .. Yds.	..	107,900	88,100	113,000	664,580	..	28,750	24,450	29,350	1,39,326
Japan
Holland	6,800	..	46,000	29,220	14,450	7,342
Djibouti	2,000	2,000	..	2,000	800	400	900	..	800
Other Foreign Countries	1,300
Italy	4,000	2,275
Egypt	6,000
Austria
United States
Massowah	12,150	8,000	3,325	2,800	..
Mokha ..	2,000	1,000
TOTAL FOREIGN COUNTRIES Yds.	4,000	116,700	112,250	167,000	695,800	1,800	30,930	32,250	46,108	1,47,468
TOTAL, BRITISH EMPIRE AND FOREIGN COUNTRIES .. Yds.	4,367,618	7,257,444	3,451,065	4,760,671	4,160,587	14,47,479	22,58,799	10,52,803	14,04,288	11,21,562
<i>Shedings (b of) (III-Q)—</i>										
Straits Settlements .. Yds.	38,000	19,000
United Kingdom ..	509,920	92,000	49,350	22,000	18,000	2,31,990	31,750	17,706	6,800	7,600
Zanzibar
India—Bombay ..	84,800	16,100	10,000	..	12,000	31,500	6,300	4,538	..	3,000
Somaliland	800	200
Other British Possessions
Ceylon ..	4,000	1,200
TOTAL, BRITISH EMPIRE ..	636,720	108,100	59,950	22,000	30,000	2,33,690	38,050	22,444	6,800	10,600
Japan .. Yds.	9,000	28,250	2,000	2,150	5,250	1,000
Egypt
Arabian Gulf Ports
Djibouti	29,100	6,000	14,400	8,250	1,800	3,000
Other Foreign Countries ..	100	..	400	..	900	100	..	140	..	200
United States
Massowah
China	22,500	22,500	6,000	6,000
TOTAL FOREIGN COUNTRIES Yds.	9,100	45,750	52,000	6,000	17,300	2,250	11,250	14,390	1,800	4,200
TOTAL, BRITISH EMPIRE AND FOREIGN COUNTRIES ..	645,820	153,850	111,950	28,000	47,300	2,35,940	49,300	36,834	8,600	14,800
<i>Yainsooks (b of) (III-Q)—</i>										
United Kingdom .. Yds.	40,778	12,120	22,390	15,500	..	14,676	4,000	4,950	3,400	..
Ceylon
India—Bombay	4,500	1,100
Other British Possessions
TOTAL, BRITISH EMPIRE .. Yds.	40,778	12,120	22,390	15,500	4,500	14,676	4,000	4,950	3,400	1,100
Other Foreign Countries .. Yds.
TOTAL, FOREIGN COUNTRIES Yds.
TOTAL, BRITISH EMPIRE AND FOREIGN COUNTRIES .. Yds.	40,778	12,120	22,390	15,500	4,500	14,676	4,000	4,950	3,400	1,100
<i>T. Cloth and Domestic—(III-Q)—</i>										
Bombay .. Yds.	500	1,000
United Kingdom ..	1,000	1,800	800	900
Other British Possessions
TOTAL, BRITISH EMPIRE .. Yds.	1,000	1,800	500	800	900	1,000
France .. Yds.	2,164	2,665	2,120	2,640
Other Foreign Countries ..	800	..	200	..	4,070	250	..	200	..	400
United States	18,750	6,250
TOTAL, FOREIGN COUNTRIES Yds.	2,464	21,415	200	..	4,070	2,370	8,890	200	..	400
TOTAL, BRITISH EMPIRE AND FOREIGN COUNTRIES .. Yds.	3,464	23,215	700	..	4,070	3,170	9,790	1,200	..	400
<i>Twills (b of) (III-Q)—</i>										
Other British Possessions	2,000	800
India—Bombay ..	76,560	3,000	187,220	23,000	34,600	23,460	1,200	49,900	8,700	8,750
United Kingdom ..	47,676	66,462	36,339	21,336	6,646	20,474	23,945	14,344	8,375	2,775
TOTAL, BRITISH EMPIRE ..	124,236	69,462	223,609	44,336	43,246	43,934	25,145	64,244	17,073	12,325

No. 7—contd.

Total quantities and value of articles imported—contd.

Articles, and countries of consignment.	Quantities.					Value.				
	1926-27.	1927-28.	1928-29.	1929-30.	1930-31.	1926-27.	1927-28.	1928-29.	1929-30.	1930-31.
TEXTILE FABRICS—contd.						Rs.	Rs.	Rs.	Rs.	Rs.
COTTON—contd.										
White (bleached)—contd.										
Twill—(III-Q)—contd.										
China .. Yds.	4,500	1,000	1,100
Egypt	1,810
Austria ..	4,800	1,200
Japan	16,200	189,500	4,800	50,850
Italy	4,000
Other Foreign Countries ..	40	1,700	20	1,000
TOTAL, FOREIGN COUNTRIES Yds.	4,840	18,010	194,000	..	5,700	1,220	5,800	51,450	..	1,700
TOTAL, BRITISH EMPIRE AND FOREIGN COUNTRIES .. Yds.	129,076	87,472	417,609	44,386	48,946	45,154	30,445	1,15,694	17,075	14,025
Mulls (III Q)—										
United Kingdom .. Yds.	914,954	1,150,702	1,635,883	1,161,956	698,944	1,46,839	1,99,487	3,37,832	2,75,006	1,26,181
Bombay ..	450,661	93,800	87,018	..	6,200	95,600	26,960	19,417	..	1,600
Egypt
Other British Possessions
TOTAL BRITISH EMPIRE .. Yds.	1,365,615	1,244,502	1,722,901	1,161,956	705,144	2,42,439	2,26,447	3,57,249	2,75,906	1,27,781
Hodeidah .. Yds.	9,000	3,000
Other Foreign Countries ..	150	150
Independent Somali Ports
Djibouti	4,000	1,000
Egypt	7,200	1,600
TOTAL, FOREIGN COUNTRIES Yds.	9,150	4,000	7,200	3,150	1,000	1,600
TOTAL, BRITISH EMPIRE AND FOREIGN COUNTRIES .. Yds.	1,374,765	1,248,502	1,780,101	1,161,956	705,144	2,45,589	2,27,447	3,58,849	2,75,906	1,27,781
Unspecified descriptions (b vi)										
(III-Q)—										
United Kingdom .. Yds.	380,898	566,187	774,005	455,174	260,392	1,46,258	1,71,833	2,10,728	1,37,120	59,100
Snakins, etc. ..	1,600	1,200
Egypt ..	12,506	5,180
India—Bombay ..	472,800	415,094	711,624	550,872	149,766	1,60,849	1,33,715	2,11,321	1,70,928	36,585
Madras O'Port	13,500	3,750
Straits Settlements ..	2,400	6,560	1,200	2,160
Other British Possessions	2,000	2,540	100	600	1,070	40
TOTAL, BRITISH EMPIRE .. Yds.	870,199	987,841	1,501,129	1,008,586	410,258	3,04,687	3,07,708	4,26,399	3,09,118	95,725
Trieste .. Yds.	..	5,038	2,885
Holland ..	5,200	7,750	800	..	2,000	2,100	2,837	2,907	..	1,000
France
Arabian Gulf Ports ..	4,000
Germany ..	2,600	1,100	2,000
Egypt	4,500	..	2,165	1,500
Belgium	1,500	..
Mossawah	1,730
Djibouti ..	5,540	15,510	1,400
United States of America	6,200	8,224	9,960	47,900	1,970	4,710	..	3,590	17,520
Other Foreign Countries ..	1,745	3,100	12,770	2,700	5,500	1,420	1,180	3,500	1,050	1,625
Austria ..	18,200	5,326	..	3,811
Mokha
Italy ..	5,548	15,237	10,800	6,500	..	1,900	5,800	4,000	2,350	..
Asiatic Turkey, Levant and Black Sea	19,800
Japan	25,000	31,750	71,900	36,700	..	9,400
China ..	45,000	..	15,300	12,000	9,750	14,425	20,225	8,150
TOTAL FOREIGN COUNTRIES Yds.	82,838	208,460	87,144	95,560	92,100	28,890	64,712	34,648	28,715	28,295
TOTAL, BRITISH EMPIRE AND FOREIGN COUNTRIES ..	953,032	1,193,301	1,588,273	1,104,146	5,02,358	3,33,577	3,72,420	4,61,042	3,37,833	1,24,020
TOTAL OF WHITE (BLEACHED) Yds.	8,958,098	11,259,240	8,488,955	7,923,182	6,037,655	2,3,26,217	33,66,804	23,95,704	23,20,807	15,45,814
TOTAL OF WHITE (BLEACHED)—										
BRITISH EMPIRE—										
British Somaliland .. Yds.	12,000	3,800
Ceylon	34,000	11,925
Kenya Colony	5,000	1,400
Bombay	1,094,944	1,774,731	986,978	892,845	..	8,41,305	5,33,899	3,11,470	98,460
United Kingdom	9,331,101	5,980,970	6,472,008	4,499,881	..	27,76,328	16,40,478	18,73,452	11,92,266
Straits Settlements	6,560	2,150
Other British Possessions	2,700	6,800	3,140	8,800	..	1,150	2,460	1,370	2,745
Calcutta	13,500	1,000
Madras Other Port	3,750
FOREIGN COUNTRIES—										
Egypt	31,310	54,950	4,500
Japan	483,950	475,060	876,050	2,000	..	14,250	22,500	1,500	1,000
Germany	1,100	947,130	..	1,39,165	1,31,359	1,04,875	1,98,511
Djibouti	38,910	29,100	..	186,520	..	1,500
Asiatic Turkey, Levant and Black Sea	10,790	8,250	21,640	37,868
China	19,800
Italy	170,100	27,000	6,500	9,400
United States	15,237	14,800	40,130	7,100
Trieste	40,950	38,024	..	4,000	..	5,800	5,300	2,350	1,000
France	5,038	18,384	14,300
Mossawah	2,665	2,885
Holland	1,730	12,150	8,000	2,640
Other Foreign Countries	7,750	8,300	..	9,770	..	1,400	8,325	2,399	4,700
TOTAL	5,400	17,570	3,046	24,709	..	2,837	5,751	1,850	5,970
TOTAL	11,259,240	8,488,955	7,923,182	6,037,655	..	33,66,804	23,95,704	23,20,807	15,45,814

No. 7—contd.

Total quantities and value of articles imported—contd.

Articles, and countries of consignment.	Quantities.					Value.				
	1926-27.	1927-28.	1928-29.	1929-30.	1930-31.	1926-27.	1927-28.	1928-29.	1929-30.	1930-31.
TEXTILE FABRICS—contd.										
<i>Coloured, printed or dyed—</i>										
<i>Printed goods—(III Q.)—</i>										
Cambrics, (including Madapolams)										
Muslins Mulls and Jaconets—										
Bombay .. Yds.
United Kingdom ..	1,829	3,793	2,800	400	1,500	8,000
Other British Possessions
TOTAL BRITISH EMPIRE .. Yds.	1,829	3,793	2,800	400	1,500	8,000
Chadars (III-Q.)—										
Bombay .. Yds.	8,500	3,500	..	3,400	1,900	..
United Kingdom	2,000	1,500
Other British Possessions	1,500	400
TOTAL BRITISH EMPIRE ..	8,500	3,500	..	3,500	..	3,400	1,900	..	1,900	..
Checks, Spots, Stripes—(III Q.)										
Egypt .. Yds.	23,000	5,800
United Kingdom	3,900	1,000
Bombay ..	1,769	800
Other British Possessions
TOTAL BRITISH EMPIRE .. Yds.	1,769	..	26,900	..	6,500	800	..	6,800
Japan	34,200	11,050
TOTAL FOREIGN COUNTRIES	34,200	11,050
TOTAL BRITISH EMPIRE AND FOREIGN COUNTRIES	34,200	26,900	11,050	6,800
<i>Printed goods—Lungis—(III-Q.)—</i>										
United Kingdom .. Yds.	1,500	1,082
Other British Possessions	1,800	900	..
TOTAL BRITISH EMPIRE	1,500	1,800	1,082	900	..
Dhutis (including lungis)—(III Q.)										
Other British Possessions .. Yds.	13,060	9,950	..	5,000	..	5,100	4,900	..	1,950	..
United Kingdom
Bombay
TOTAL BRITISH EMPIRE .. Yds.	13,060	9,950	..	5,000	..	5,100	4,900	..	1,950	..
Prints and Chintz—(III Q.)										
Egypt .. Yds.	13,340	4,920
United Kingdom ..	33,144	50,438	42,873	10,965	42,250	10,999	16,466	13,919	3,300	10,525
Bombay ..	11,500	900	2,400	4,909	1,100	2,600
Straits Settlements
TOTAL BRITISH EMPIRE .. Yds.	57,984	51,338	45,273	10,965	42,250	20,819	17,566	16,519	3,300	10,525
Japan .. Yds.	8,520	..	10,500	1,988	..	2,700
Trieste	5,221	4,600	..	1,600	1,200
Italy	10,000	3,400
TOTAL FOREIGN COUNTRIES	5,221	18,520	..	15,100	..	1,600	6,888	..	3,900
TOTAL BRITISH EMPIRE AND FOREIGN COUNTRIES .. Yds.	57,984	56,559	63,793	10,965	57,350	20,819	19,166	21,907	3,300	14,425
Drills and Jeans—										
Bombay .. Yds.	..	4,500	1,500
TOTAL BRITISH EMPIRE	4,500	1,500
Japan	47,700	..	62,470	40,180	..	14,350	..	17,701	7,200
TOTAL FOREIGN COUNTRIES	47,700	..	62,470	40,180	..	14,350	..	17,701	7,200
TOTAL BRITISH EMPIRE AND FOREIGN COUNTRIES .. Yds.	..	52,200	..	62,470	40,180	..	15,850	..	17,701	7,200
<i>Printed goods—Flannel, etc.—(III-Q.)</i>										
Japan .. Yds.	5,000	..	14,220	1,800	..	3,415
TOTAL FOREIGN COUNTRIES	5,000	..	14,220	1,800	..	3,415
Saris and Scarves—(III Q.)										
Bombay .. Yds.	17,600	13,600	9,600	4,000	..	6,200	5,690	3,000	1,800	..
United Kingdom ..	72,700	131,478	108,515	24,888	127,291	49,584	70,509	56,420	14,670	53,084
Other British Possessions	1,600	400
TOTAL BRITISH EMPIRE .. Yds.	90,300	145,078	118,115	28,888	128,821	46,784	76,199	59,420	16,470	53,484
Japan .. Yds.	16,787	5,400
Italy ..	4,000	4,000	4,100	2,000	2,600	1,400
Belgium
TOTAL FOREIGN COUNTRIES .. Yds.	4,000	4,000	20,787	2,000	2,600	6,800
TOTAL BRITISH EMPIRE AND FOREIGN COUNTRIES .. Yds.	94,300	149,078	118,115	28,888	149,678	48,784	78,799	59,420	16,470	60,284
<i>Printed goods Saleen—(III-Q.)—</i>										
United Kingdom .. Yds.	6,872	..	9,718	3,100	..	3,404
TOTAL BRITISH EMPIRE	6,872	..	9,718	3,100	..	3,404
<i>Printed Sheetings (III-Q.)</i>										
Japan .. Yds.	24,000	6,000	..
TOTAL FOREIGN COUNTRIES	24,000	6,000	..
Shirtings—(III Q.)										
Other British Possessions .. Yds.
United Kingdom ..	5,521	2,250
TOTAL BRITISH EMPIRE .. Yds.	5,521	2,250
Japan	3,600	35,300	233,157	900	58,99
Other Foreign Countries
TOTAL FOREIGN COUNTRIES	3,600	35,300	233,157	900	9,765	58,99
TOTAL BRITISH EMPIRE AND FOREIGN COUNTRIES	3,600	35,300	233,157	900	9,765	58,99

Total quantities and value of articles imported—contd.

Articles, and countries of consignment.	Quantities.					Value.				
	1926-27.	1927-28.	1928-29.	1929-30.	1930-31.	1926-27.	1927-28.	1928-29.	1929-30.	1930-31.
TEXTILE FABRICS contd.						Rs.	Rs.	Rs.	Rs.	Rs.
<i>Cotton—contd.</i>										
<i>Piece-goods—contd.</i>										
<i>Coloured, printed or dyed—contd.</i>										
<i>(III Q)—</i>										
<i>Twills—(III Q.)</i>										
United Kingdom .. Yds.	21,164	22,156	6,460	20,187	..	8,919	9,407	8,250	8,810	..
Egypt	2,700	1,500
TOTAL, BRITISH EMPIRE .. Yds.	23,864	22,156	6,460	20,187	..	10,419	9,407	8,250	8,810	..
Other Foreign Countries	1,800	600
TOTAL FOREIGN COUNTRIES	1,800	600
TOTAL BRITISH EMPIRE AND FOREIGN COUNTRIES .. Yds.	23,864	22,156	8,260	20,187	..	10,419	9,407	8,850	8,810	..
<i>Unspecified descriptions—</i>										
<i>(III Q.)</i>										
Egypt	17,289	8,700
United Kingdom ..	242,198	470,791	114,540	88,548	51,130	81,050	180,304	43,856	26,342	21,181
Bombay	10,500	3,800	..	24,220	..	4,700	2,400	..	5,450
Straits Settlements	800	..
Other British Possessions	2,000	..	2,000	1,000	..
Kenya Colony	450
TOTAL, BRITISH EMPIRE .. Yds.	259,487	483,291	118,340	90,998	75,350	89,750	1,85,804	45,756	28,142	26,631
Egypt	19,600	10,000	..	14,150	2,000
Germany	5,000	1,400
Mosowah
Japan	4,500	..	26,100	76,950	..	1,600	..	5,900	18,810
Holland	4,400	1,375
Italy	15,700	4,500
Trieste	21,640	..	9,657	16,542	..	7,450	..	2,480	5,608
Other Foreign Countries	4,200	950
TOTAL, FOREIGN COUNTRIES	66,440	4,400	35,757	107,692	..	29,100	1,375	8,380	27,868
TOTAL, BRITISH EMPIRE AND FOREIGN COUNTRIES .. Yds.	259,487	549,731	122,740	126,755	183,042	89,750	2,14,904	47,131	36,522	53,999
<i>Piece-goods—</i>										
<i>Coloured, printed or dyed—</i>										
<i>Cambries (including Madapollams,</i>										
<i>Muslins, Mulls and Jaconets</i>										
<i>(b vi) (III Q.)—</i>										
United Kingdom .. Yds.	57,042	144,397	92,245	81,386	90,476	15,789	36,540	22,065	21,610	15,772
India—Bombay	4,684	6,401	3,480	1,300	2,575	1,175	..
Egypt	1,800	1,602	700	530
Other British Possessions
TOTAL, BRITISH EMPIRE .. Yds.	58,842	149,081	98,646	84,866	92,168	16,489	37,840	24,640	22,785	16,302
Japan	3,600	12,000	..	1,800	2,575
Austria
Italy
Belgium
Other Foreign Countries
TOTAL, FOREIGN COUNTRIES	3,600	12,000	..	1,800	2,575
TOTAL, BRITISH EMPIRE AND FOREIGN COUNTRIES .. Yds.	58,842	152,681	98,646	84,866	104,168	16,489	39,640	24,640	22,785	18,877
<i>Chadars (b vi) (III Q.)—</i>										
United Kingdom .. Yds.	18,020	24,600	18,550	7,386	20,880	7,850	12,460	9,800	8,320	7,600
India—Bombay	247,355	269,150	145,950	177,235	69,400	82,575	92,395	49,950	57,725	80,020
Calcutta
Madras
Cutch
Malabar Coast
Straits Settlements
Suakin and Port Sudan
Somaliland
Zanzibar and Pemba
Other British Possessions	600	190
TOTAL, BRITISH EMPIRE .. Yds.	260,375	293,750	174,500	184,621	90,880	89,925	1,04,855	59,750	67,045	87,810
Japan	8,080	1,750	..
Italian East Africa
Austria
Holland
Italy
Jeddah
Hodeldah
Arabian Gulf Port
Muskat
Djibouti
Turkey in Asia
Other Foreign Countries	700	1,600	880	800
TOTAL, FOREIGN COUNTRIES .. Yds.	..	700	1,600	8,080	880	800	1,750	..
TOTAL, BRITISH EMPIRE AND FOREIGN COUNTRIES .. Yds.	260,375	294,450	1,76,100	187,701	90,880	89,925	1,05,235	60,550	62,795	87,810
<i>Checks, Spots and Stripes (b vi)</i>										
<i>(III Q.)—</i>										
Suakin, etc. .. Yds.
United Kingdom ..	45,150	70,172	84,566	28,785	27,155	17,655	24,395	87,168	10,080	9,515
India—Bombay	1,002,920	625,696	3,58,374	880,995	178,520	2,82,662	1,47,900	1,08,230	97,840	42,680
Egypt	30,479	14,900
Other British Possessions	100	250	..
TOTAL, BRITISH EMPIRE .. Yds.	1,078,549	695,768	4,42,940	407,880	205,675	8,15,217	1,72,295	1,40,367	1,08,170	52,095

No. 7—contd.

Total quantities and value of articles imported—contd.

Articles, and countries of consignment.	Quantities.					Value.				
	1926-27.	1927-28.	1928-29.	1929-30.	1930-31.	1926-27.	1927-28.	1928-29.	1929-30.	1930-31.
TEXTILE FABRICS—contd.										
<i>Cotton—contd.</i>										
<i>Piece-goods—contd.</i>										
<i>Coloured, printed or dyed—contd.</i>										
<i>Checks, spots and stripes (b of) (III Q)—</i>										
(1) Asiatic Turkey Zovout & Black Sea Yds.					12,600					8,980
Japan	577,270	661,800	4,04,540	689,540	299,600	1,66,767	1,70,110	96,825	1,51,444	49,165
Djibouti	4,500	4,500	1,000	1,250
Egypt	47,803	2,400	24,980	1,200
Massawah
Belgium	3,800	1,800
Other Foreign Countries ..	801	..	3,600	5,550	3,000	150	..	1,150	1,500	500
Italy	5,500	35,280	25,100	..	12,800	1,900	14,450	11,910	..	3,800
Germany	3,100	2,908
China	9,000	2,200
Trieste	7,086	..	4,800	4,900	..	2,400	..
Italian East Africa	5,500	2,000
TOTAL, FOREIGN COUNTRIES Yds.	583,071	768,119	4,43,440	679,890	838,000	1,68,817	2,19,940	1,14,135	1,55,344	59,365
TOTAL BRITISH EMPIRE AND FOREIGN COUNTRIES .. Yds.	1,661,620	1,468,827	8,86,880	1,087,750	538,675	4,84,034	3,92,235	2,54,998	2,68,514	1,11,460
<i>Dhotis (including lungis (b of) (III Q)—</i>										
(1)										
Egypt	9,850
United Kingdom	28,604
India—Madras
Straits Settlements
Malabar Coast
Somalland
Zanzibar
India—Bombay	4,000	1,125
Other British Possessions	1,000	2,000	500	800
TOTAL, BRITISH EMPIRE Yds.	4,000	1,000	30,604	1,125	500	10,150
Massawah
Italian East Africa
Hodeidah
Muskat
Turkey in Asia
Djibouti
Austria
Italy
Java
France
Belgium
Holland
Arabian Gulf Ports
Galkan
Other Foreign Countries
TOTAL FOREIGN COUNTRIES Yds.
TOTAL BRITISH EMPIRE AND FOREIGN COUNTRIES .. Yds.	4,000	1,000	30,604	1,125	500	10,150
<i>Lungis—</i>										
Egypt	18,500	7,700	21,100	18,700
Ceylon	37,700	35,670
United Kingdom	527,481	445,277	4,43,873	290,310	104,619	2,27,345	2,23,320	1,81,308	97,100	35,493
Bombay	135,720	69,750	1,05,000	78,070	62,940	61,445	23,083	33,000	26,215	16,710
Straits Settlements	9,300	13,120	8,760	9,880	1,588	5,150	6,550	4,190	6,530	1,150
Other British Possessions ..	2,225	3,000	100	2,000	600	780	1,200	35	700	300
Madras	4,000	26,300	87,700	51,310	67,652	2,500	16,200	40,090	25,443	32,097
Anglo E. Sudan	3,000	..	23,700	9,000	..	3,600	..	9,000	3,750	..
Kennya Colony	2,000	1,000
TOTAL, BRITISH EMPIRE .. Yds.	7,00,226	557,447	6,69,133	476,270	275,067	3,08,520	2,70,358	2,70,618	1,80,833	1,05,455
Egypt	111,940	77,715	10,700	56,945	34,915	5,900	..
Holland	2,000	99,800	36,050	18,400	16,624	1,500	36,990	17,186	8,610	7,900
Arabian Gulf Ports
Italian East Africa
Other Foreign Countries	4,800	5,380	4,580	840	6,840	1,880	2,460	1,860	400	2,750
A. T. Persian Gulf
Belgium	6,800	23,500	32,350	3,300	8,250	14,900
TOTAL FOREIGN COUNTRIES Yds.	18,100	217,120	1,18,345	53,440	55,814	6,680	96,395	58,961	23,160	25,550
TOTAL BRITISH EMPIRE AND FOREIGN COUNTRIES .. Yds.	718,326	774,567	7,87,478	529,710	330,881	3,15,200	3,66,753	329,579	2,03,993	1,31,005
<i>Drill and jean (b of) (III Q)—</i>										
Snakin	20,000	7,000
Ceylon
British East Africa
United Kingdom	28,951	43,500	14,265	10,902	10,308	17,015	23,300	8,591	4,664	5,133
India—Bombay	66,015	27,909	4,173	82,232	44,937	23,435	9,900	3,184	23,604	10,924
Zanzibar, etc.
Other British Possessions	500	276	..
Hong-Kong
Egypt
TOTAL, BRITISH EMPIRE .. Yds.	114,966	71,409	18,438	93,634	55,743	47,450	33,200	11,775	28,544	16,057
Japan	405,300	455,200	124,000	643,300	317,660	1,08,580	1,17,605	21,050	1,68,545	1,36,208
Germany	3,000	6,400	4,950	1,600
Austria	3,000	1,725
Djibouti	47,400	17,700
Trieste	2,000	1,000
Other Foreign Countries	4	5
China	25,000	10,000	..
Italy	3,065	1,210	..
TOTAL, FOREIGN COUNTRIES Yds.	411,300	463,600	124,004	676,365	365,063	1,15,255	1,20,205	21,055	1,74,755	1,53,908
TOTAL BRITISH EMPIRE AND FOREIGN COUNTRIES .. Yds.	526,266	535,009	142,442	769,999	695,944	1,62,705	1,53,405	32,830	2,03,209	1,66,965

Total quantities and value of articles imported—contd.

Articles, and countries of consignment.	Quantities.					Value.				
	1926-27.	1927-28.	1928-29.	1929-30.	1930-31.	1926-27.	1927-28.	1928-29.	1929-30.	1930-31.
TEXTILE FABRICS—contd.						Rs.	Rs.	Rs.	Rs.	
<i>Cotton—continued.</i>										
<i>Piece-goods—continued.</i>										
<i>Coloured, printed or dyed—continued.</i>										
Flannel and Flannelettes—					82	27		600		
Other British Possessions .. Yds.	34	..	1,995	2,400	10,825	5,318	4,357	..
Bombay	5,620	26,705	15,843	13,000	1,113
United Kingdom	3,841
TOTAL, BRITISH EMPIRE .. Yds.	5,654	30,546	17,838	13,000	82	2,427	11,938	5,918	4,357	..
Japan	9,690	16,500	10,340	33,610	..	3,975	6,318	2,970	7,1
Other Foreign Countries .. Yds.	1,000	260
Total Foreign Countries .. Yds.	1,000	9,690	16,500	10,340	33,610	260	3,975	6,318	2,970	7,1
TOTAL, BRITISH EMPIRE AND FOREIGN COUNTRIES .. Yds.	6,654	40,236	34,338	23,340	33,642	2,687	15,913	12,234	7,327	7,1
<i>Italian Cloth and Satens (b v Q)—</i>										
United Kingdom	88,922	53,757	96,237	22,526	..	16,765	27,950	50,283	10,4
Bombay	3,600	..	6,530	1,750	..	1,5
TOTAL BRITISH EMPIRE .. Yds.	..	88,922	57,357	96,237	29,106	..	16,765	29,700	50,283	11,9
Italy	7,500	8,150	2,850	1,7
TOTAL FOREIGN COUNTRIES	7,500	8,150	2,850	1,7
TOTAL, BRITISH EMPIRE AND FOREIGN COUNTRIES	103,737	37,256	53,118	13,6
<i>Prints and Chints (b v) (III Q)—</i>										
United Kingdom	597,014	527,800	417,252	484,565	334,645	2,00,296	1,57,808	1,23,439	1,38,905	72,81
Somaliand
Straits Settlements	3,200	..	53,502	25,100	22,600	2,600	..	20,807	8,550	6,41
India—Bombay	125,331	139,076	163,932	101,714	24,384	53,150	40,700	57,225	32,300	7,45
Calcutta	3,750	1,458
Cutch
Egypt	4,890	1,100
Other British Possessions ..	3,200	2,000	1,100	800
TOTAL, BRITISH EMPIRE .. Yds.	742,426	668,876	634,686	611,379	381,629	2,59,794	1,99,398	2,01,471	1,74,755	86,801
Trieste	93,618	70,003	40,713	18,431	..	27,720	22,509	14,650	7,021
Egypt	20,850	4,200	11,100	2,000
Japan	118,540	141,300	132,990	34,250	39,350	35,900
Djibouti and Obokh
Hodeidah
Italy	3,550	5,075	..	1,725	1,300	..
Mokha	2,100	850
Other Foreign Countries	3,200	..	3,222	850	..	838	..
Independent Somali Port
Austria	12,650	3,850
Holland	1,500	1,831
Arabian Gulf Ports
TOTAL, FOREIGN COUNTRIES .. Yds.	16,200	117,668	196,438	190,370	151,421	5,575	39,679	61,440	56,136	43,015
TOTAL, BRITISH EMPIRE AND FOREIGN COUNTRIES .. Yds.	758,626	786,544	831,119	801,749	533,050	2,65,369	2,39,077	2,62,911	2,30,891	1,29,824
<i>Saris and Scarves (b v) (III Q)—</i>										
British Somaliand
Kenya Colony	17,000	10,600
United Kingdom	92,840	299,277	230,207	265,083	201,503	42,361	1,17,402	94,352	1,17,420	82,663
India—Bombay	180,360	169,603	53,640	34,090	20,190	65,915	59,445	18,970	10,875	7,588
Other British Possessions	24,000	..	2,274	9,900	..	1,050
Anglo Egyptian Sudan
TOTAL, BRITISH EMPIRE .. Yds.	273,200	485,880	307,847	299,173	223,967	1,08,276	1,87,447	1,23,222	1,28,295	91,301
Egypt	5,925	..	2,200	3,325	..	1,100
Hodeidah
Djibouti
Italy	4,000	7,000	3,000	8,000	4,000	2,700	4,900	1,600	4,050	1,900
Holland	10,050	5,717
Other Foreign Countries	1,600	2,160	..	1,200	3,780	700	1,460	..	725	1,760
Mokha
TOTAL, FOREIGN COUNTRIES .. Yds.	5,600	9,160	18,975	9,200	9,980	3,400	6,360	10,642	4,775	4,760
TOTAL, BRITISH EMPIRE AND FOREIGN COUNTRIES .. Yds.	278,800	495,040	326,822	308,373	233,927	1,11,676	1,93,807	1,33,864	1,33,070	96,061
<i>Towels (b v) (III Q)—</i>										
United Kingdom	328,494	291,361	209,867	244,516	124,553	1,38,910	1,21,398	78,027	94,484	84,965
Bombay	82,835	14,600	25,049	57,330	136,980	30,750	6,325	6,950	18,225	36,407
Egypt	11,400	5,200
Calcutta	6,000	1,500
TOTAL, BRITISH EMPIRE .. Yds.	422,779	312,461	234,916	301,846	261,533	1,74,860	1,29,221	84,977	1,12,709	71,372
China	61,200	15,300	4,590
Germany	3,561
Mossawah
Jeddah
Egypt	8,600	8,730	12,000	3,000	3,000	1,600
Trieste	18,662	6,100
Japan	9,900	479,610	160,600	362,100	632,560	7,160	1,18,555	37,900	91,318	1,03,839
Other Foreign Countries	1,800	..	2,000	800	..	800	..
TOTAL, FOREIGN COUNTRIES .. Yds.	9,900	542,610	187,862	372,830	648,121	7,160	1,34,655	47,000	95,118	1,15,029
TOTAL, BRITISH EMPIRE AND FOREIGN COUNTRIES .. Yds.	4,32,679	855,071	422,778	674,676	909,454	1,82,020	2,63,876	1,31,977	2,07,827	1,86,401

No. 7—contd.

Total quantities and value of articles—contd.

Articles, and countries of consignment.	Quantities.					Value.				
	1926-27.	1927-28.	1928-29.	1929-30.	1930-31.	1926-27.	1927-28.	1928-29.	1929-30.	1930-31.
TEXTILE FABRICS—contd.										
<i>Cotton—contd.</i>										
<i>Piece-goods—contd.</i>										
<i>Coloured, printed or dyed—contd.</i>										
<i>Shirting (b of) (III Q)—</i>										
United Kingdom .. Yds.	56,882	50,068	65,040	71,741	81,798	19,308	14,360	14,602	13,960	14,959
India—Bombay ..	82,100	89,400	7,700	13,300	66,050	27,650	11,700	2,580	2,960	12,485
Straits Settlements
Other British Possessions
TOTAL, BRITISH EMPIRE ..	138,982	89,468	72,740	85,041	137,848	46,958	26,060	17,182	16,940	27,444
Djibouti	8,000	2,000
China ..	1,060	2,000	800	150
Other Foreign Countries ..	294,900	294,875	141,700	251,100	342,330	84,338	78,325	35,360	57,480	76,555
Japan	8,000	0	4,300
Egypt
TOTAL, FOREIGN COUNTRIES ..	295,960	296,875	149,700	251,100	350,330	85,138	78,475	39,660	57,480	78,555
TOTAL, BRITISH EMPIRE AND FOREIGN COUNTRIES ..	434,942	386,343	222,440	386,141	488,178	1,32,091	1,04,535	56,842	74,420	1,05,999
<i>Woven lungis (III Q)—</i>										
United Kingdom	52,200	23,720
Straits Settlements	2,240	1,700
Other British Possessions	1,000	625
TOTAL, BRITISH EMPIRE	55,440	26,045
Holland	2,000	1,527
TOTAL, FOREIGN COUNTRIES	2,000	1,527
TOTAL, BRITISH EMPIRE AND FOREIGN COUNTRIES	2,000	1,527
<i>Unspecified description (b of) (III Q)—</i>										
United Kingdom .. Yds.	876,021	1,490,577	1,173,414	850,804	645,439	3,41,932	5,74,057	4,49,912	3,86,309	1,90,384
Zanzibar and Pemba ..	5,800	5,500	63,800	8,500	7,600	2,500	2,500	38,797	4,200	3,850
Madras
British East Africa ..	290,360	231,820	269,275	189,288	147,850	1,12,670	91,060	1,13,425	87,930	57,725
Straits Settlements
India—Bombay ..	2,616,811	2,656,969	1,608,408	1,764,144	977,237	9,44,240	10,66,984	6,25,413	6,36,799	3,46,238
Calcutta	2,018	1,216
Ceylon
Anglo Egyptian Sudan ..	4,200	1,460	22,584	1,600	1,819	10,000
Somaliand ..	2,800	1,180
Egypt ..	301,900	1,27,930
Other British Possessions ..	4,400	..	2,860	5,260	4,975	1,800	475	980	1,590	2,016
Karachi	3,000	1,500
Hong Kong ..	12,000	4,000	..	2,700
Mauritius	3,000
TOTAL, BRITISH EMPIRE ..	4,034,292	4,390,076	3,140,359	2,807,096	1,783,101	15,37,912	17,38,395	12,37,443	10,15,828	6,00,163
Japan ..	110,700	282,250	149,200	251,225	701,434	23,650	80,370	88,768	67,315	1,52,496
Holland ..	1,600	48,361	136,522	9,880	15,700	1,500	19,245	61,138	5,339	7,800
China ..	6,000	92,100	13,500	2,400	28,394	8,300
Austria ..	20,952	2,700	11,062	1,450
Algeria and Tunisia	26,100	25,300	9,700	15,600
Switzerland	16,400	3,100
United States of America ..	6,000	..	15,167	4,183	3,550	2,244	..	6,098	1,600	1,200
Kamran
Italy ..	27,714	88,585	115,567	122,322	44,382	8,790	29,570	56,878	46,710	16,951
Mossawah ..	4,500	5,200	3,200	2,250	2,400	1,250
Jeddah
Independent Somali Ports	2,940	..	1,975
France ..	1,099	..	14,660	..	4,045	1,390	1,420
Hodeidah ..	24,550	49,845	..	13,600	3,700	9,570	18,020	..	5,230	..
Arabian Gulf Ports ..	189,014	213,282	134,600	111,270	146,970	58,455	86,857	54,406	48,140	55,835
Muskat	12,000	..	1,860	5,200	..	1,040
Belgium	3,000	6,000	1,000	1,800
Egypt	288,422	164,485	209,700	235,270	..	1,21,088	71,060	71,099	52,230
Gairan	2,200
Djibouti ..	22,675	32,000	42,488	21,680	10,505	10,395	11,530	15,270	8,010	3,785
Italian East Africa
Java	2,500	16,600	..	1,050	7,080
Tripoli ..	9,220	6,000	..	38,350	5,500	4,470	2,300	..	16,225	2,200
Mokha ..	3,260	29,600	7,915	3,360	7,750	1,545	11,000	3,375	1,230	2,400
Konfda, etc.
Asiatic Turkey, Levant and Black Sea ..	43,300	188,900	71,150	37,100	224,200	13,300	54,300	29,350	18,750	56,500
Other Foreign Countries ..	2,200	1,794	3,160	9,100	6,850	966	1,142	1,510	3,120	1,945
Germany ..	3,192	11,378	11,520	7,100	4,168	2,523	12,420	7,880	2,600	1,920
German East Africa ..	2,000	1,000
Trieste	59,161	10,910	38,142	12,800	..	19,720	..	14,563	7,000
TOTAL, FOREIGN COUNTRIES ..	427,976	1,394,478	930,344	880,012	1,454,479	1,61,610	5,14,151	3,77,473	3,10,931	3,76,827
TOTAL, BRITISH EMPIRE AND FOREIGN COUNTRIES ..	4,512,268	5,784,554	4,070,703	3,688,008	3,237,580	16,99,522	22,52,546	16,14,916	13,26,759	9,76,990
TOTAL, COLOURED, PRINTED OR DYED ..	10,125,407	12,552,938	8,457,399	8,934,698	8,145,829	36,48,065	45,30,803	31,02,822	28,93,116	21,87,349

No. 7—contd.

Total quantities and value of articles imported—contd.

Articles, and countries of consignment.	Quantities.					Value.				
	1926-27.	1927-28.	1928-29.	1929-30.	1930-31.	1926-27.	1927-28.	1928-29.	1929-30.	1930-31.
TEXTILE FABRICS—contd.										
<i>Cotton—contd.</i>										
<i>Piece-goods—contd.</i>										
<i>British Empire—contd.</i>										
<i>British Empire—</i>										
Mauritius Yds. ..			3,000					2,700		
United Kingdom	4,176,878	3,159,901	2,599,066	2,599,066	2,599,213		16,33,337	11,03,411	8,93,207	7,20,4
Bombay	4,072,942	2,522,770	2,701,090	2,701,090	1,601,238		14,83,637	9,22,515	9,14,775	5,17,3
Straits Settlements	247,180	331,537	224,268	224,268	172,036		99,310	1,38,422	1,03,010	65,3
Madras	31,800	151,500	56,810	56,810	75,252		18,700	73,837	29,643	35,9
Kenya Colony	17,000		450	450	2,000		10,600		1,000	1,0
Calcutta	6,000	2,018					1,500	1,216		
Anglo Egyptian Sudan	1,460	70,284	9,000	9,000			1,819	28,900	3,750	
Karachi	3,000						1,500			
Other countries	15,242	10,366	11,660	11,660	11,773		5,570	4,015	4,516	4,5
Ceylon			37,700	37,700	35,670				21,100	18,7
<i>Foreign Countries—</i>										
United States of America			15,167	4,183	3,550			6,098	1,600	1,2
Gabon			2,200		1,860			1,150		
Muskat			12,000		88,350			5,200		1,0
Belgium			3,300	26,500	4,045			1,800	9,250	16,7
France			14,660		259,470			2,940		1,9
Egypt	488,615	271,325	229,130	229,130	259,470		2,28,258	1,19,800	79,999	56,9
Japan	2,272,925	1,112,100	2,484,855	2,484,855	2,662,444		5,97,740	2,67,941	6,14,538	5,18,4
Trieste	188,726	99,575	93,312	93,312	52,378		61,799	32,157	34,093	20,8
Jawa	2,500				16,600		1,050			7,0
Algeria and Tunis	26,100	25,300					9,700	15,600		
Italy	150,815	153,667	145,962	145,962	72,932		56,020	73,788	56,120	25,7
Djibouti	36,500	46,988	21,680	21,680	57,905		12,530	16,520	8,010	21,4
Germany	25,878	11,520	7,100	7,100	7,724		18,320	7,830	2,600	6,5
A. T. Levant and Black Sea	138,800	71,150	37,100	37,100	236,800		54,800	29,350	18,750	60,4
Tripoli	6,000		38,350	38,350	5,500		2,300		16,225	2,2
China	162,300	13,500	25,000	25,000	8,000		45,894	3,300	10,000	2,0
Holland	148,161	190,612	28,280	28,280	32,324		56,235	88,774	13,949	15,7
Mossawah	5,200						2,400			
Austria	2,700						1,450			
Switzerland	16,400						3,100			
A. G. Ports	213,232	134,600	111,270	111,270	146,970		86,857	54,406	48,140	85,8
Hodleda	49,845		13,600	13,600	3,700		18,020		5,230	1,4
Mokha	29,600	7,915	3,360	3,360	7,750		11,000	3,375	1,230	2,4
Other Countries	17,334	20,444	21,972	21,972	24,650		7,357	7,675	7,881	7,9
Italian East Africa					5,500					2,0
Jeddah					3,200					1,25
TOTAL, DYED		12,552,933	8,457,399	8,934,698	8,145,829		45,30,803	31,02,822	28,98,116	21,87,34
<i>Woven coloured goods—</i>										
<i>Flannel and Flannellets (III Q)—</i>										
United Kingdom Yds. ..										
TOTAL, BRITISH EMPIRE										
Chickenspot Stripes										
United Kingdom			4,861	13,388				2,244	2,200	
TOTAL, BRITISH EMPIRE			4,861	13,388				2,244	2,200	
Velvet and Velvets										
Other British Possession			611					800		
TOTAL, BRITISH EMPIRE			611					800		
<i>Woven coloured goods—</i>										
<i>Chadars—</i>										
Other British Possessions		3,992					770			
TOTAL, BRITISH EMPIRE		3,992					770			
Coating and Trouserings										
including Cashmets, etc.—										
Other Foreign Countries		300					115			
TOTAL, FOREIGN COUNTRIES		300					115			
TOTAL, BRITISH EMPIRE AND FOREIGN COUNTRIES		300					115			
Saris, etc.—										
United Kingdom		1,780					1,100			
TOTAL, BRITISH EMPIRE		1,780					1,100			
<i>Woven coloured goods—</i>										
<i>Unspecified Descriptions—</i>										
United Kingdom	3,780	2,000		6,400		1,200	1,015		2,800	
TOTAL, BRITISH EMPIRE	3,780	2,000		6,400		1,200	1,015		2,800	
<i>Langis and Saris—</i>										
United Kingdom	2,000		3,140			1,200		1,570		
TOTAL, BRITISH EMPIRE	2,000		3,140			1,200		1,570		

No. 7—contd.

Total quantities and value of articles imported—contd.

Articles, and countries of consignment.	Quantities.					Value.				
	1926-27.	1927-28.	1928-29.	1929-30.	1930-31.	1926-27.	1927-28.	1928-29.	1929-30.	1930-31.
						Rs.	Rs.	Rs.	Rs.	Rs.
TEXTILE FABRICS—contd.										
HEMP (III U)—										
<i>Bags and sacks—</i>										
Other British Possessions .. Nos.	12	20
TOTAL, BRITISH EMPIRE .. "	12	20
Other Foreign Countries .. "	..	14	14
TOTAL, FOREIGN COUNTRIES .. "	..	14	14
TOTAL, BRITISH EMPIRE AND FOREIGN COUNTRIES .. "	..	14	14
<i>Hemp—Other Sorts (II Q)—</i>										
Other British Possessions .. Value	79
TOTAL, BRITISH EMPIRE .. "	79
JUTE, RAW—										
<i>Jute (II N)—</i>										
Somalland .. Tons
Other British Possessions .. "	4	..	3	—2	..	800	..	940	60	..
TOTAL, BRITISH EMPIRE .. "	4	..	3	—2	..	800	..	940	60	..
Arabian Gulf Ports .. "
Gaizan .. "	9
Hodeldah .. "	..	2	5	..	1,175	1,041
Mokha .. "
D'jibouti .. "
Other Foreign Countries .. "	5	2	1	6	5	1,150	641	539	1,360	989
TOTAL, FOREIGN COUNTRIES .. "	5	4	1	6	10	1,150	1,816	539	1,360	2,010
TOTAL, BRITISH EMPIRE AND FOREIGN COUNTRIES .. "	9	4	4	6-2	10	1,950	1,816	1,479	1,420	2,010
JUTE—										
<i>Gunny bags (b ii) (III E)—</i>										
Egypt .. No.	5,420	1,271
Somalland .. "
United Kingdom .. "
Ceylon .. "	2,900	10,280	1,825	6,188
Zanzibar and Pemba .. "
India—Bombay .. "	..	15,440	3,650	14,040	1,325
India—Calcutta .. "	501,480	183,420	454,900	519,800	110,000	2,72,816	1,02,877	2,46,371	2,13,978	50,185
India—Karachi .. "	3,200	1,120	..
Suakin, etc. .. "
Other British Possessions .. "	4,400	5,774	5,840	4,980	2,760	1,511	1,977	2,042	1,778	688
TOTAL, BRITISH EMPIRE .. "	508,780	214,914	463,420	527,780	127,180	2,75,652	1,24,832	2,49,738	2,16,876	52,142
D'jibouti .. "	7,380	3,377
Mossawah .. "
Independent Somal Ports .. "
Lohla .. "	16,883	5,846
Hodeldah .. "	51,190	59,480	32,180	41,020	42,380	31,003	33,449	16,720	24,771	18,173
Mokha .. "	53,099	36,440	45,140	12,740	16,280	27,092	20,293	23,322	5,524	6,644
Arabian Gulf Ports .. "	7,245	5,560	11,740	13,540	8,560	2,548	2,343	3,649	3,824	2,069
Kamran and Farsan .. "	9,960	..	5,760	3,753	..	2,221
Italian East Africa .. "
Other Foreign Countries .. "	6,790	11,380	7,350	4,920	5,080	2,309	4,471	2,183	1,580	1,669
Gaizan .. "	10,920	3,098
Dunkal Coast .. "
United States .. "
TOTAL, FOREIGN COUNTRIES .. "	135,207	112,860	124,670	72,220	78,060	68,798	60,556	56,102	35,699	30,776
TOTAL, BRITISH EMPIRE AND FOREIGN COUNTRIES .. "	643,987	327,774	588,090	600,000	205,240	3,44,450	1,85,388	3,05,840	2,52,575	82,918
<i>Manufactures canvas (b ii) (III E)—</i>										
United Kingdom .. Yds.	..	154	200
Other British Possessions .. "
TOTAL, BRITISH EMPIRE .. "	..	154	200
Other Foreign Countries .. "
TOTAL, FOREIGN COUNTRIES .. "
TOTAL, BRITISH EMPIRE AND FOREIGN COUNTRIES .. "	..	154	200
<i>Gunny cloth (b ii) (III R)—</i>										
United Kingdom .. "
India—Calcutta .. "	89,200	87,500	152,000	74,500	128,000	17,300	22,319	44,801	19,318	11,065
India—Bombay .. "	..	5,000	2,000	550	1,900	800	..	500
Other British Possessions .. "	2,000	..	1,000
TOTAL, BRITISH EMPIRE .. "	89,200	92,500	153,000	74,500	130,000	17,921	24,219	45,101	19,318	11,565
Germany .. "
Japan .. "
United States .. "	100
Other Foreign Countries .. "	300
TOTAL, FOREIGN COUNTRIES .. "	300	100
TOTAL, BRITISH EMPIRE AND FOREIGN COUNTRIES .. "	89,200	92,500	153,300	74,500	130,000	17,921	24,219	45,201	19,318	11,565

Total quantities and value of articles imported—contd.

Articles, and countries of consignment.	Quantities.					Value.				
	1926-27.	1927-28.	1928-29.	1929-30.	1930-31.	1926-27.	1927-28.	1928-29.	1929-30.	1930-31.
TEXTILE FABRICS—contd.						Rs.	Rs.	Rs.	Rs.	Rs.
<i>Ropes and Twines (b iv) (III R)—</i>										
United Kingdom Cwt.	..	57	1,650
Somaliland	64	2,500	..
India—Bombay	1,115	617	699	355	927	43,573	20,825	21,520	8,850	22,766
India—Calcutta	59	8	8	2	24	874	391	390	265	1,125
Other British Possessions
Egypt
TOTAL, BRITISH EMPIRE	1,174	682	707	421	951	44,447	22,866	21,910	11,615	23,891
Djibouti
Hodeidah	1	220	..	108	..	40
Other Foreign Countries	6	..	4
TOTAL, FOREIGN COUNTRIES	6	..	4	..	1	220	..	108	..	40
TOTAL, BRITISH EMPIRE AND FOREIGN COUNTRIES	1,180	682	711	421	952	44,667	22,866	22,018	11,615	23,931
<i>Other kinds (b v) (III R)—</i>										
Other British Possessions	2	2	2	500	80	70	..
TOTAL, BRITISH EMPIRE	2	2	2	500	80	70	..
Germany 13	.. 3 126	.. 28
Other Foreign Countries
Holland
TOTAL, FOREIGN COUNTRIES	13	3	126	28
TOTAL, BRITISH EMPIRE AND FOREIGN COUNTRIES	13	5	2	2	..	126	528	80	70	..
TOTAL, VALUE OF JUTE INCLUDING RAW Value	4,00,114	2,35,107	3,74,568	2,84,998	1,20,424
<i>Silk Raw (II O)—</i>										
Calcutta Lbs.
India—Bombay	4,444	4,438	6,003	8,432	15,211	25,980	21,710	24,270	64,523	72,610
Other British Possessions
TOTAL, BRITISH EMPIRE	4,444	4,438	6,003	8,432	15,211	25,980	21,710	24,270	64,523	72,610
Djibouti
Japan
Italy
China
Hodeidah
Other Foreign Countries
TOTAL, FOREIGN COUNTRIES
TOTAL, BRITISH EMPIRE AND FOREIGN COUNTRIES	4,444	4,438	6,003	8,432	15,211	25,980	21,710	24,270	64,523	72,610
<i>Waste (II O)—</i>										
Japan
TOTAL, OTHER FOREIGN COUNTRIES
<i> Silk, Yarn, Nails and Wraps (a) (III S)—</i>										
Bombay 66	1,549	3,186	2,898	.. 400	.. 482	7,672	9,772	3,260	.. 900
Other British Possessions
TOTAL, BRITISH EMPIRE	66	1,549	3,186	2,898	400	482	7,672	9,772	3,260	900
Other Foreign Countries	67	96	160	300
Italy
TOTAL, FOREIGN COUNTRIES	67	96	160	300
TOTAL, BRITISH EMPIRE AND FOREIGN COUNTRIES	66	1,549	3,186	2,965	496	482	7,672	9,772	3,420	1,200
<i>Wool—</i>										
<i>Wools of silks mixed with other materials (b vi) (III S)—</i>										
Hongkong Yds.
United Kingdom	1,020	588	2,580	1,553	1,050	1,700	..
Zanzibar
India—Bombay	2,650	6,542	10,928	1,350	47,300	4,650	7,500	8,700	1,400	33,775
Other British Possessions	255	520	475	300
TOTAL, BRITISH EMPIRE	2,905	7,562	11,466	3,930	47,820	5,125	9,053	9,750	3,100	34,075

GENERAL IMPORTS.

SEA-BORNE TRADE.

No. 7—contd.

Total quantities and value of articles imported—contd.

Articles, and countries of consignment.	Quantities.					Value.				
	1926-27.	1927-28.	1928-29.	1929-30.	1930-31.	1926-27.	1927-28.	1928-29.	1929-30.	1930-31.
						Rs.	Rs.	Rs.	Rs.	Rs.
TEXTILE FABRICS—contd.										
<i>Silk Goods of silk mixed with a material—</i>										
Egypt Yds.	..	8,514	5,600	14,400	7,507	2,900	15,700	..
Tripoli	3,000	6,800	..	1,800	2,000
Belgium	1,906	..	648	2,589
A. Turkey L. & B. Sea	2,700	11,800	1,300	..
Trieste	1,000	1,086	9,400	..	4,200	4,000
Germany	1,048	540	596	1,000	2,474	5,100
Djibouti	4,000	..	1,761	1,000	1,195	..
Italy	27,945	1,500
Japan	17,400	7,480
Other Foreign Countries	386	..	170	..	12	900	..	270	..	9,163
TOTAL, FOREIGN COUNTRIES	386	17,168	7,810	16,780	76,657	900	17,857	5,170	20,669	29,261
TOTAL, BRITISH EMPIRE AND FOREIGN COUNTRIES	3,291	24,780	18,776	20,660	124,477	6,025	24,910	14,920	28,769	63,836
<i>Piece-goods (l. 4) (III S)—</i>										
Hongkong	7,270	19,141	70,677	183,864	..	11,535	23,441	69,545	1,24,434
Egypt, etc.
United Kingdom	2,388	500	2,021	20,38	..	3,600	1,500	5,999	3,800	..
Straits Settlements	4,950	3,640	10,541	40,140	11,500	8,100	6,370	11,400	49,050	7,425
India—Bombay	27,614	60,810	49,912	34,920	57,000	33,615	75,855	59,765	34,740	39,725
Other British Possessions	100	915	175	1,650
Ceylon
India—Calcutta
TOTAL, BRITISH EMPIRE	34,952	72,220	78,615	147,875	253,279	45,315	95,260	1,00,605	1,57,310	1,73,234
Trieste	2,385	3,096	2,650	4,000
Austria
Egypt	7,614	4,160	2,550	10,896	5,800	3,500	..
Tripoli	11,000	..	7,350	6,590	..	5,750	..
Muskat
Arabian Gulf Ports
France	1,645	3,771	1,658	546	1,590	3,380	7,914	3,115	2,350	2,500
Mossawah	14,163
Germany	25,360	8,900	8,089	10,549	5,317	24,316	26,700	13,995	17,700	7,765
China	9,460	18,349	30,809	24,329	42,807	39,575	24,040	42,389	37,174	42,705
Japan	13,470	30,535	66,455	91,335	9,870	13,641	35,132	65,098	70,789
Asiatic Turkey, Persian Levant and Black Sea.	2,400	..	15,400	47,700	..	2,000	..	12,800	18,400
Djibouti	1,200	1,900	1,150	2,495
Other Foreign Countries	1,250	..	345	2,770	..	1,250	..	786	2,205
Confidah and Salif	750
Italy	8,800	897	750
Hodeidah	1,100	1,300	..	9,700	1,250
Belgium	6,000	3,800
Algeria and Tonis	3,000	9,100	3,600	12,500
TOTAL, FOREIGN COUNTRIES	50,623	73,239	88,197	137,524	200,316	77,141	1,00,331	117,631	1,55,508	1,51,889
TOTAL, BRITISH EMPIRE AND FOREIGN COUNTRIES	85,580	145,459	166,812	285,399	453,595	1,22,456	1,95,641	2,13,236	3,12,318	3,25,123
<i>Thread for Sewing (b 4) (III S)—</i>										
Egypt Lbs.
United Kingdom
India—Bombay	9,076	21,702	6,601	2,149	3,103	55,800	1,11,033	30,250	6,350	7,375
Other British Possessions	25	25
TOTAL, BRITISH EMPIRE	9,076	21,727	6,601	2,149	3,103	55,800	1,11,058	30,250	6,350	7,375
Germany	274	112	..	400	300
Other Foreign Countries	336	1,500
Italian E. Africa
TOTAL, FOREIGN COUNTRIES	274	336	..	112	..	400	1,500	..	300
TOTAL, BRITISH EMPIRE AND FOREIGN COUNTRIES	9,076	22,001	6,937	2,149	3,215	55,800	1,12,058	31,750	6,350	7,675
<i>Other Sorts (b 4) (III S)—</i>										
United Kingdom	336	1,010
Egypt	762	1,718
Hong-Kong
Straits Settlements	784
India—Bombay	933	3,240	..	4,200
Other British Possessions	254	289	135	783	..	1,800	1,030	810	2,074	..
TOTAL, BRITISH EMPIRE	254	289	1,069	783	1,882	1,800	1,030	4,050	2,074	6,928
France	554	1,388	476	1,230	2,710	1,360
Austria
Italy	1,260	2,490
Japan	1,183	1,848	..	1,179	..	5,212	6,360	..	3,418
Egypt, etc.
Hodeidah
Other Foreign Countries	640	317	420	1,110	71	1,580	1,025	1,180	2,255	500
Germany	1,283	2,650
Spain
TOTAL, FOREIGN COUNTRIES	640	1,500	2,822	2,498	4,274	1,580	6,237	8,770	4,965	10,418
TOTAL, BRITISH EMPIRE AND FOREIGN COUNTRIES	894	1,789	3,801	3,281	6,156	3,380	7,267	12,120	7,039	17,346
TOTAL, VALUE OF SILK (including R/W)	2,14,123	3,71,263	3,11,318	4,17,949	4,37,290

Total quantities and value of articles imported—contd.

Articles, and countries of consignment.	Quantities.					Value.				
	1926-27.	1927-28.	1928-29.	1929-30.	1930-31.	1926-27.	1927-28.	1928-29.	1929-30.	1930-31.
						Rs.	Rs.	Rs.	Rs.	Rs.
TEXTILE FABRICS—contd.										
WOOL—										
Raw—										
Wool (II P)—										
Other British Possessions .. Lbs.	286	162
TOTAL, BRITISH EMPIRE .. "	286	162
Germany	2,688	400
Other Foreign Countries	2,688	400
TOTAL, FOREIGN COUNTRIES .. "	2,688	400
TOTAL, BRITISH EMPIRE AND FOREIGN COUNTRIES .. "	2,924	562
Wool—Yarn and knitting wool (b)										
(III T)—										
Bombay ..	128	238	16	780	460	85
Other British Possessions
TOTAL, BRITISH EMPIRE .. "	128	238	16	780	460	85
Germany	318	..	280	386	..	700	..	650	500
Other Foreign Countries	318	..	280	386	..	700	..	650	500
TOTAL, FOREIGN COUNTRIES .. "	..	318	..	280	386	..	700	..	650	500
TOTAL, BRITISH EMPIRE AND FOREIGN COUNTRIES .. "	128	556	16	280	386	780	1,160	85	650	500
Blankets—										
Socotra Islands	31,804	..	22,120	3,450	..	3,715
Bombay ..	6,210	2,617	1,040	2,286
United Kingdom	2,807	..	2,340	1,178	1,442
Straits Settlements ..	1,852	1,428	1,420	1,200	890	2,807	..	1,472	255	1,038
Other British Possessions	847	374	1,064	686	1,418
TOTAL, BRITISH EMPIRE .. "	7,562	4,245	33,571	1,574	24,074	3,633	3,699	7,262	1,483	6,190
U. S. of America	4,022	2,010	..	4,000
Djibouti ..	1,904	800	1,815	1,000	1,034	1,855
Other Foreign Countries ..	1,668	3,647	2,296	1,295	4,144	2,400
German	1,856	2,280	1,650	..
A. Gulf Ports	1,904	3,528	1,520	..
France ..	5,376	3,136	..	700	..	2,540	3,490
TOTAL, FOREIGN COUNTRIES .. "	8,948	6,783	8,222	5,523	6,000	5,850	5,305	7,280	4,204	4,255
TOTAL, BRITISH EMPIRE AND FOREIGN COUNTRIES .. "	16,510	11,028	41,793	7,097	30,074	9,483	9,004	14,492	5,687	10,445
Brands—										
Other Foreign Countries
TOTAL, FOREIGN COUNTRIES .. "
Carpets and Rugs (b 46) (III T)—										
Perim	1,120	3,000
British Somaliland
Egypt ..	2,423	10,027	1,200
United Kingdom ..	1,667	1,832	6,272	..	661	5,639	4,441	17,524
Straits Settlements	2,240	672	2,352	2,450	2,700	4,980	..
India—Bombay ..	7,192	11,164	9,968	11,164	11,118	17,775	29,570	84,365	38,126	30,655
India—Karachi	980
Other British Possessions ..	168	..	196	608	669	150	..	140	566	..
Socotra Islands	5,600	3,399
Mesopotamia	8,812	442	672	1,428	..	4,640	1,140	2,200	2,514
TOTAL, BRITISH EMPIRE .. "	11,450	25,768	17,550	14,796	13,876	33,591	47,500	55,875	45,872	35,309
Egypt	336	3,304	3,000	3,100
Germany	1,014	3,050
Muskat
Italy
France ..	8,234	11,660	13,641	6,522	6,829	18,110	26,527	25,480	20,440	11,510
Jeddah
Galzan
Hodeidah	448
Persia ..	784	7,728	7,644	4,704	12,544	2,100	17,605	20,750	13,800	36,300
Arabian Gulf Ports ..	3,208	7,560	2,170	2,800	1,120	10,640	7,950	5,104	10,393	2,480
Lohala	800	2,400	..
Djibouti
Other Foreign Countries ..	504	280	778	1,815	623	880	750	1,843	2,707	620
Asiatic Turkey, Persian Gulf	2,184	7,700
Kanara	386	1,000
Belgium	504	1,120	..
TOTAL, FOREIGN COUNTRIES .. "	14,914	28,012	28,887	17,145	20,616	38,930	57,832	65,327	50,865	49,910
TOTAL, BRITISH EMPIRE AND FOREIGN COUNTRIES .. "	26,364	53,780	46,437	31,941	34,492	72,521	1,05,332	1,21,202	96,737	85,219

No. 7—contd.

Total quantities and value of articles imported—contd.

Articles, and countries of consignment.	Quantities.					Value.				
	1926-27.	1927-28.	1928-29.	1929-30.	1930-31.	1926-27.	1927-28.	1928-29.	1929-30.	1930-31.
TEXTILE FABRICS—continued.										
WOOL—continued.										
Hosiery (b & c) (III T)—										
Karachi
Bombay
United Kingdom
Other British Possessions	484	141	100	225	138	915	733	450	515	335
TOTAL, BRITISH EMPIRE	384	141	100	225	138	915	733	450	515	335
Italy	3,192	12,000
Other Foreign Countries	112	168	86	..	168	700	700	480	..	380
TOTAL, FOREIGN COUNTRIES	112	3,360	86	..	168	700	12,700	480	..	380
TOTAL, BRITISH EMPIRE AND FOREIGN COUNTRIES	446	3,501	18	325	306	1,615	13,433	880	515	715
Piece-goods (b to) (III T)—										
United Kingdom	Yds.	6,818	10,968	8,471	2,986	5,299	22,256	27,295	23,141	14,870
India—Bombay	2,220	6,679	2,628	650	1,067	9,800	17,375	11,160	3,225
India—Calcutta	384	1,980
Other British Possessions
Ceylon
Egypt
TOTAL, BRITISH EMPIRE	9,088	17,976	11,099	3,636	6,366	31,556	46,650	39,301	13,260	18,095
Trieste	14,558	292	893	780	..	12,030	1,550	2,550	1,550
Italy	2,698	1,100	..	1,280	..	4,630	1,800	..	3,000	..
France	333	924	880	1,000	..	2,379	5,500	2,700
Germany	450	731	352	1,325	..	2,225	3,999	1,686	5,075	..
Japan	2,900	1,450
Other Foreign Countries	700	600	864	1,108	..	1,850	..	700	2,610
Djibouti	5,254	5,974
Egypt	2,915	5,142
Holland	762	..	1,572	2,900	..	5,328
TOTAL FOREIGN COUNTRIES	8,780	19,999	2,417	5,287	7,190	18,829	23,721	9,115	16,825	13,688
TOTAL BRITISH EMPIRE AND FOREIGN COUNTRIES	17,768	37,975	13,516	8,223	13,556	45,385	70,371	48,416	30,085	31,783
Shawls (b to) (II T)—										
Egypt, etc.
United Kingdom	156	1,100	..
India—Bombay	64	..	600	400
Other British Possessions	480	38	270
TOTAL BRITISH EMPIRE	480	38	156	64	..	600	270	1,100	400
Other Foreign Countries	20	150
Djibouti
TOTAL, FOREIGN COUNTRIES	20	150
TOTAL, BRITISH EMPIRE AND FOREIGN COUNTRIES	480	58	156	64	..	600	420	1,100	400
Other sorts (b to) (III T)—										
India—Bombay	4,087	576	..	202	..	6,454	1,940	..
Other British Possessions	583	932	252	56	252	..	825	600	60	255
United Kingdom	3,177	1,120	3,560	326	..	1,429	1,419	2,246	1,939
Straits Settlements
TOTAL, BRITISH EMPIRE	583	5,109	5,439	4,192	578	202	2,254	8,469	4,246	2,194
Trieste	1,008	1,710	..
Arabian Gulf Ports
Jeddah
Mossawah
Asiatic Turkey, Persian Gulf
Italy
Other Foreign Countries	508	1,974	672	448	528	1,154	..	560	520	416
TOTAL, FOREIGN COUNTRIES	508	1,974	672	1,456	528	1,154	905	560	2,230	416
TOTAL, BRITISH EMPIRE AND FOREIGN COUNTRIES	1,991	7,083	6,111	5,648	1,106	1,356	3,159	9,029	6,476	2,610
TOTAL, WOOL (INCLUDING RAW)										
..	1,30,640	2,08,069	194,524	1,41,200	1,32,182
ARTIFICIAL SILK YARN (III S)—										
Other British possessions	2	660
Total British Empire	224	660
Other Foreign Countries	120	672	100	300	400	250
TOTAL FOREIGN COUNTRIES	120	672	100	300	400	250
TOTAL BRITISH EMPIRE & FOREIGN COUNTRIES	120	672	100	300	400	910
ARTIFICIAL SILK (III S)—										
Piece-goods of cotton artificial silk—										
Madras	Yds.	1,150
Karachi	1,650	3,897
Egypt	7,607	5,700	26,265
Bombay	8,064	12,406	37,872	1,09,809	57,644	8,950	33,047	80,230	14,401	3,250
United Kingdom	53,408	84,288	26,915	7,841	16,820	48,299	1,401	..	220
Other British Possessions	29,427	..	2,600	1,000	580	..	1,350	1,150
Straits Settlements	2,400
TOTAL, BRITISH EMPIRE	37,481	65,898	124,760	1,37,725	77,722	22,520	36,150	82,696	95,191	35,932
Italy	3,000	158,464	405,997	2,78,548	68,537	2,740	72,580	1,73,015	1,07,485	22,190
Massawah	825	..	1,000	..	1,200	1,400	..	1,000	..
Other Foreign Countries	5,650	4,268	7,950	2,020	7,560	3,940	1,720	1,466	1,260	2,156
Germany	7,970	7,558	8,048	3,590	..
Algeria and Tunis	6,000	3,000
Tripoli	12,000	10,400	9,600	6,200	4,620	4,100
Japan	6,140	28,310	407,981	5,045	20,211	1,32,688
China	1,400	..	27,434	1,200	..	14,925
Holland	8,300	7,159
Belgium	2,400	1,400
Asiatic Turkey Levant and Black Sea	5,000	12,800	39,500	2,500	10,900	15,950
Sweden	3,300	1,050	..
United States	1,870	1,000	..
Switzerland	2,355	2,150	..
Arabian Gulf Ports	3,500	1,600	..
Djibouti	1,800	1,000	..
France	2,050	4,868	2,230	3,505

No. 7—contd.

Total quantities and value of articles imported—contd.

Articles, and countries of consignment.	Quantities.					Value.				
	1926-27.	1927-28.	1928-29.	1929-30.	1930-31.	1926-27.	1927-28.	1928-29.	1929-30.	1930-31.
						Rs.	Rs.	Rs.	Rs.	Rs.
TOBACCO—continued.										
<i>Tobacco for pipes and Cigarettes—</i>										
United Kingdom .. Lbs.	27,858	40,181	45,582	37,721	31,282	98,770	1,02,006	67,698	61,171	46,346
British East Africa .. "	116,128	4,400
Other British Possessions .. "	856	252	..	22	..	1,035	225	..	10	..
TOTAL, BRITISH EMPIRE .. "	44,842	40,433	45,582	37,743	31,282	99,205	1,03,331	67,698	61,181	46,346
Belgium .. "	..	11,872	7,500
Egypt .. "	..	11,247	3,500
China .. "	6,048	3,600
United States .. "
Other Foreign Countries .. "	386	224	1,316	1,008	598	180	250	1,030	740	680
Italy .. "	..	1,512	1,500
TOTAL, FOREIGN COUNTRIES .. "	6,384	24,855	1,316	1,008	598	3,780	12,750	1,030	740	680
TOTAL, BRITISH EMPIRE AND FOREIGN COUNTRIES .. "	51,221	65,288	46,898	38,751	31,880	31,880	1,16,581	68,728	61,921	46,976
<i>Other Sorts (c) (I. J.)—</i>										
Karachi .. "
Zanzibar .. "
India—Bombay .. "	..	4,480	1,600
India—Calcutta .. "	..	6,338	7,852	5,325	1,318	2,348	1,330	..
Other British Possessions .. "	6,552	..	336	840	3,808	1,010	..	50	890	875
United Kingdom .. "
Egypt .. "
Ceylon .. "
TOTAL, BRITISH EMPIRE .. "	6,552	11,368	8,188	6,165	3,808	1,010	3,418	2,398	2,220	875
Egypt .. "	..	61,600	17,600
United States of America .. "
Jeddah .. "
Other Foreign Countries .. "	4,816	..	784	672	672	900	..	160	350	530
TOTAL, FOREIGN COUNTRIES .. "	4,816	61,600	784	672	672	900	17,600	160	350	530
TOTAL, BRITISH EMPIRE AND FOREIGN COUNTRIES .. "	11,368	72,968	8,972	6,837	4,480	1,910	21,018	2,558	2,570	1,405
TOTAL, TOBACCO .. "	8,133,415	11,816,851	15,410,879	96,00,018	13,639,358	31,06,560	40,24,982	45,68,800	32,20,179	30,15,534
TOILET REQUISITES (not specified elsewhere) (III V).										
Egypt .. Value	3,391	12,302	6,024	3,703	7,052
United Kingdom .. "	3,305	3,696	4,850	5,623	4,561
Bombay .. "	620	640	286	15	223
Other British Possessions .. "
TOTAL, BRITISH EMPIRE .. "	17,316	21,638	11,140	14,341	11,836
United States .. "	1,507	4,260	1,130
Egypt .. "	2,695	5,563	6,008	7,418	3,542
Germany .. "	1,285	1,035	650	1,211	1,363
Other Foreign Countries .. "	1,590	..
Trieste .. "
TOTAL, FOREIGN COUNTRIES .. "	5,487	10,858	7,788	11,869	5,405
TOTAL, BRITISH EMPIRE AND FOREIGN COUNTRIES .. "	22,803	32,496	18,928	25,710	17,241
TOYS AND REQUISITES FOR GAMES AND SPORTS including FISHING TACKLE—										
<i>Toys (a) (III V)—</i>										
Egypt .. Value
United Kingdom .. "	9,501	12,551	3,206	2,136	..
Bombay .. "	365	385	660	..
Other British Possessions .. "	973
TOTAL, BRITISH EMPIRE .. "	10,474	12,916	3,591	2,846	..
Japan .. "	1,331	1,273
Italy .. "	1,479
Egypt .. "	6,976	4,744	4,141
Germany .. "	3,410	2,324	1,000	2,367	..
Other Foreign Countries .. "
TOTAL, FOREIGN COUNTRIES .. "	10,386	3,449	7,393	2,367	..
TOTAL, BRITISH EMPIRE AND FOREIGN COUNTRIES .. "	20,860	21,365	16,489	5,213	..
REQUISITES FOR GAMES AND SPORTS (excluding FIRE-ARMS, ETC.) (b).										
<i>Playing cards (i) (III V)—</i>										
India—Bombay .. Value	1,406	1,512
United Kingdom .. "	915	1,492	..	308	341
Other British Possessions .. "
TOTAL, BRITISH EMPIRE .. "	915	2,898	1,512	308	341
D'Albont .. "	2,445	4,235	1,750	2,270
Belgium .. "	1,355	1,800	1,500	1,280
Germany .. "
United States .. "
Italy .. "	700	..	75	50	..
Other Foreign Countries .. "
TOTAL, FOREIGN COUNTRIES .. "	700	3,800	6,110	3,800	3,550
TOTAL, BRITISH EMPIRE AND FOREIGN COUNTRIES .. "	1,615	6,693	7,622	3,606	3,891
<i>Other Sorts (ii) (III V)—</i>										
Zanzibar .. "	1,397	1,350
Anglo-Egyptian Sudan .. "	1,775	1,775
United Kingdom .. "	9,023	..	3,605	17,413	19,498
India—Bombay .. "	1,130	616	1,195	1,922	4,022
Other British Possessions .. "	620	..	880	566	1,937
TOTAL, BRITISH EMPIRE .. "	10,778	7,095	10,680	20,398	28,582

No. 7—contd.

Total quantities and value of articles imported—contd.

Articles, and countries of consignment.	Quantities.					Value.				
	1926-27.	1927-28.	1928-29.	1929-30.	1930-31.	1926-27.	1927-28.	1928-29.	1929-30.	1930-31.
						Rs.	Rs.	Rs.	Rs.	Rs.
REQUISITES FOR GAMES AND SPORTS <i>Other Sorts (iv) III V—contd.</i>										
Austria
Musket	1,206	..	1,120
Egypt
Sweden	2,082	1,700	..	1,908
Norway	1,848	2,205	3,897	5,165	2,088
Germany	1,045	2,066	1,465	2,684	1,652
Other Foreign Countries	1,715	2,560	7,206
Japan
TOTAL, FOREIGN COUNTRIES	2,888	6,308	9,988	10,409	18,969
TOTAL, BRITISH EMPIRE AND FOREIGN COUNTRIES	18,666	18,398	20,663	80,807	42,551
UMBRELLAS AND UMBRELLA FITTINGS— <i>Umbrellas complete including parasols and Shumshades (a) (III V)—</i>										
Straits Settlements	No. 440	912	..	2,568	..	1,140	1,520	..	8,900	..
Egypt	540	1,000
United Kingdom	1,068	2,175	588	1,152	..	1,815	4,370	1,075	1,740	..
India—Bombay	1,458	2,150
Other British Possessions	887	612	8	60	1,944	785	1,230	10	80	2,005
Calcutta
Suakin
TOTAL, BRITISH EMPIRE	2,435	3,699	2,049	3,780	1,944	4,690	7,120	3,285	5,720	2,005
Trieste	1,860	3,580	1,176	3,500	5,665	1,190	..
Belgium	480	2,268	..	1,860	1,440	1,078	4,316	..	2,607	2,070
Mossawah	1,350	2,945
Japan	2,846	6,396	5,886	6,552	..	3,372	7,545	7,374	6,280
Austria	590	1,190
Germany	480	1,800	..	1,050	2,720
Other Foreign Countries	1,810	390	1,075	259	636	2,651	650	1,806	330	1,000
Italy	2,868	2,892	3,745	3,168	906	5,250	5,250	6,085	5,550	1,375
Djibouti
Egypt	576	1,000
TOTAL, FOREIGN COUNTRIES	6,607	10,812	14,796	12,299	11,334	18,114	18,188	21,101	17,260	18,445
TOTAL, BRITISH EMPIRE AND FOREIGN COUNTRIES	9,042	14,511	16,845	16,079	19,278	17,804	25,258	24,336	22,980	15,450
<i>Umbrella fittings—(III V)—</i>										
Other British Possessions
TOTAL, BRITISH EMPIRE
VEHICLES, excluding LOCOMOTIVES, ETC., FOR RAILWAYS— <i>Carriages and Carts not mechanically propelled and parts thereof (excluding railway carriages, trucks, etc.)—</i>										
Egypt	No.
Bombay
Other British Possessions	1	4	4	6	5	80	345	108	228	310
TOTAL, BRITISH EMPIRE	1	4	4	6	5	80	345	108	228	310
Other Foreign Countries	12	1	2	890	153	240	..
TOTAL, FOREIGN COUNTRIES	12	1	2	890	150	240	..
TOTAL, BRITISH EMPIRE AND FOREIGN COUNTRIES	1	16	5	8	5	80	1,235	258	468	310
<i>Parts of Carriages and Carts (excluding rubber tyres)—</i>										
Other British Possessions	849	890	505	..	30
TOTAL, BRITISH EMPIRE	849	890	505	..	30
Other Foreign Countries	885	1,168	100	..	208
TOTAL, FOREIGN COUNTRIES	885	1,168	100	..	208
TOTAL, BRITISH EMPIRE AND FOREIGN COUNTRIES	1,734	2,058	605	..	238
<i>Perambulators and Children's Go-carts—</i>										
United Kingdom	No. ..	31	782
Other British Possessions	17	..	18	38	47	611	..	765	978	745
TOTAL, BRITISH EMPIRE	17	31	18	38	47	611	782	765	978	745
Other Foreign Countries	2	10	3	6	3	260	240	125	151	30
TOTAL, FOREIGN COUNTRIES	2	10	3	6	3	260	240	125	151	30
TOTAL, BRITISH EMPIRE AND FOREIGN COUNTRIES	19	41	21	39	50	871	1,022	890	1,129	775
<i>Parts of Perambulators and Children's Go-carts—</i>										
Other British Possessions	75
TOTAL, BRITISH EMPIRE	75
TOTAL, CARRIAGES AND CARTS	2,760	4,810	1,758	1,592	1,328

No. 7—contd.

Total quantities and value of articles imported—contd.

Articles, and countries of consignment.	Quantities.					Value.				
	1926-27.	1927-28.	1928-29.	1929-30.	1930-31.	1926-27.	1927-28.	1928-29.	1929-30.	1930-31.
VEHICLES excluding LOCOMOTIVES, ETC., FOR RAILWAYS—continued.						Rs.	Rs.	Rs.	Rs.	Rs.
<i>Cycles (other than Motor Cycles) and parts thereof and Accessories—</i>										
Cycles imported entire or in Section—										
United Kingdom .. No.	68	18	41	.. 23	32	3,186	1,595	1,575	..	2,460
Other British Possessions .. "	6	10	3	..	4	461	520	175	980	225
TOTAL, BRITISH EMPIRE .. "	69	28	44	23	36	3,647	2,115	1,750	980	2,685
Other Foreign Countries .. "	18	6	9	32	7	1,260	240	385	1,407	134
TOTAL, FOREIGN COUNTRIES .. "	18	6	9	32	7	1,260	240	385	1,407	134
TOTAL, BRITISH EMPIRE AND FOREIGN COUNTRIES.	87	34	53	55	93	4,907	2,355	2,135	2,387	2,819
Parts of Cycles and Accessories (excluding rubber tyres).										
United Kingdom .. Value	3,890	1,938	1,580	1,610	1,858
Other British Possessions .. "	200	208
TOTAL, BRITISH EMPIRE .. "	3,890	2,138	1,580	1,610	2,066
Trieste .. "	1,130
Other Foreign Countries .. "	397	150	800	453	120
TOTAL, FOREIGN COUNTRIES .. "	397	1,280	800	453	120
TOTAL, BRITISH EMPIRE AND FOREIGN COUNTRIES.	4,287	3,418	2,380	2,063	2,186
TOTAL, CYCLES, ETC. .. "	9,194	5,778	4,515	4,450	5,005
MECHANICALLY PROPELLED VEHICLES (excluding RAILWAY LOCOMOTIVES AND TRACTORS)—										
<i>Motor Cars (including Taxi Cabs)—</i>										
Straits Settlements .. No.	..	1	3	1	2,000	6,000	3,000	..
Ceylon .. "	2	3,250	3,500
British Somaliland .. "	..	1	..	1	3	..	1,500	2,800	1,500	..
United Kingdom .. "	20	40	11	22	13	44,133	92,783	26,605	59,060	21,825
Bombay .. "	4	6	5	4	5	9,700	9,000	8,800	10,000	9,600
Calcutta .. "	2	3,300
Egypt .. "	1	3,500
Anglo-Egyptian Sudan .. "	..	1	..	2	3,000	..	3,600	..
Gibraltar .. "	..	1	2,000
Canada .. "	14	21,000
Karachi .. "	1	3,000
TOTAL, BRITISH EMPIRE .. "	29	50	35	30	22	62,833	1,10,283	65,205	77,160	37,925
United States .. "	96	80	104	70	41	1,47,270	1,50,794	2,16,004	1,51,590	77,788
France .. "	12	2	2	95,375	5,000	6,500	..	16,500
Italy .. "	15	6	9	2	8	40,755	18,800	29,500	5,000	8,800
Arabian Gulf Ports .. "	..	2	2	8	4	..	3,300	2,500	7,200	..
Belgium .. "	800
Other Foreign Countries .. "	1
Germany .. "	17,500
Turkey in Europe .. "	7	1,000
D'Jibouti .. "	2
Arabian Gulf Ports .. "	4	6,250
Mossawah .. "	3	3	..	2	..	6,000	3,700	..
Gaizan .. "	6	1	1	6,000	4,350	1,000
Hodledah .. "	1	1,600	1,000
Egypt .. "	..	1	2	3	1,500	2,500	6,000	..
Trieste .. "	1	..	1	4,500	..	1,580
Java .. "	1	3,500	..
TOTAL, FOREIGN COUNTRIES .. "	187	95	121	86	64	2,38,150	1,83,244	2,62,304	1,76,990	1,24,168
TOTAL, BRITISH EMPIRE AND FOREIGN COUNTRIES.	166	145	156	116	86	2,96,983	2,93,527	3,27,509	2,54,150	1,62,093
<i>Motor Cycles (including Scooters).</i>										
United Kingdom .. "	10	10	2	6	3	5,460	5,188	1,050	3,568	2,374
Other British Possessions .. "	1	2	200	800
Bombay .. "	4	4	3	1,900	1,585	1,800
Egypt .. "	4	3,167
Straits Settlements .. "	2	1,508
TOTAL, BRITISH EMPIRE .. "	20	14	5	7	5	12,023	6,768	2,850	3,768	3,174
Mossawah .. "	2	4,250
United States .. "	200
Other Foreign Countries .. "	1
TOTAL, FOREIGN COUNTRIES .. "	2	..	1	4,250	..	200
TOTAL, BRITISH EMPIRE AND FOREIGN COUNTRIES.	22	14	6	7	5	16,273	6,768	2,550	3,768	3,174
<i>Motor omnibuses, Motor Vans and Motor Lorries—</i>										
United Kingdom .. "	..	2	3	3	8,400	24,225	9,200	..
Bombay .. "	2,500
Anglo-Egyptian Sudan .. "	..	1
TOTAL, BRITISH EMPIRE .. "	..	3	3	3	10,900	24,225	9,200	..
Italy .. "	..	1	5,000
Hodledah .. "	1	1,400
United States .. "	44	10	2	2	..	53,852	18,500	13,500	5,000	..
D'Jibouti .. "	..	2	9,000
Egypt .. "	..	1	1	1,500	3,800
France .. "	1	7,000
Turkey in Europe .. "	12	25,500
TOTAL, FOREIGN COUNTRIES .. "	45	14	4	2	12	55,252	29,000	28,800	5,000	25,500
TOTAL, BRITISH EMPIRE AND FOREIGN COUNTRIES.	45	17	7	5	12	55,252	39,900	48,115	14,200	25,500
<i>Parts of mechanically propelled Vehicles and accessories other than aircraft (excluding rubber tyres)—</i>										
Bombay .. Value	2,938	..	1,207	1,072	2,117
Br. Somaliland .. "	15,236	25,517	28,623	17,963	14,491
United Kingdom .. "	1,535	1,152	1,162	1,001	1,516
Other British Possessions .. "
Madras .. "
TOTAL, BRITISH EMPIRE .. "	19,759	26,769	30,990	20,036	18,124

No. 7—contd.

Total quantities and value of articles imported—contd.

Articles, and countries of consignment.	Quantities.					Value.				
	1926-27.	1927-28.	1928-29.	1929-30.	1930-31.	1926-27.	1927-28.	1928-29.	1929-30.	1930-31.
<i>Parts of mechanically propelled Vehicles and accessories other than aircraft (excluding rubber tyres)—contd.</i>										
Egypt	3,907	3,015	9,145	37,454
Djibouti	1,465	..	1,295	1,451
Germany	4,707	1,125	..	2,250	..
United States	31,795	70,852	45,820	44,787	30,770
France	6,060	7,465	8,504	4,825	2,882
Other Foreign Countries	1,075	425	1,316	775	3,445
Italy	5,659	2,930	2,848
Austria	2,430
Hodledah	2,600
Trieste	1,000
Holland	4,830	..
TOTAL, FOREIGN COUNTRIES	46,067	91,048	65,314	70,887	78,850
TOTAL, BRITISH EMPIRE AND FOREIGN COUNTRIES.	65,826	1,17,814	96,306	90,873	96,974
TOTAL, MOTOR CARS AND MOTOR CYCLES.	4,33,878	4,63,468	5,25,895	4,33,601	2,98,221
<i>Chairs—</i>										
United Kingdom	1	..	11	..	1	..	2,460	28,100	..	8,000
TOTAL BRITISH EMPIRE	1	..	11	..	1	..	2,460	28,100	..	8,000
United States	1	..	16	35	8	..	3,000	28,316	70,610	7,480
TOTAL, FOREIGN COUNTRIES	1	..	16	35	8	..	3,000	28,316	70,610	7,480
TOTAL, BRITISH EMPIRE AND FOREIGN COUNTRIES.	2	..	27	35	9	..	5,460	51,415	70,610	10,480
<i>Ships, parts of (III N)—</i>										
Malabar Coast	1,600
Bombay	9,559	72,806	26,163	26,019	1,940
United Kingdom	384	350	180	691	20,182
Other British Possessions	19,735	8,760	..	6,640	300
Calicut	15,000	8,360
Anglo-Egyptian Sudan
TOTAL, BRITISH EMPIRE	29,678	83,516	26,293	48,359	30,782
Arabian Gulf Ports	5,670	1,400	3,600	3,620	3,475
Asiatic Turkey Persian Gulf	7,058	..	3,517	..
Other Foreign Countries	500	400	1,738	920	748
United States	22,050	24,645	..
Egypt	1,150	..
Djibouti	5,500
Italy
TOTAL, FOREIGN COUNTRIES	6,170	8,853	27,338	33,852	9,718
TOTAL, BRITISH EMPIRE AND FOREIGN COUNTRIES.	35,848	92,369	53,631	82,202	40,500
TOTAL, VEHICLES (excluding Locomotives, etc., for railway)	4,81,180	5,65,920	5,85,844	5,21,845	3,45,049
<i>WAX OF ALL KINDS other than PARAFFIN WAX (excluding CANDLES) (II L)—</i>										
Straits Settlements
Bombay	89	1,225
United Kingdom	68	71	49	85	71	2,555	2,770	2,593	1,170	2,738
Kanya Colony	83	600	..	2,400	..	490
Other British Possessions	16	1	19	16	..
TOTAL, BRITISH EMPIRE	128	71	82	85-1	90	4,380	2,700	4,993	1,185	3,228
Germany
Mosawah
Egypt, etc.
Mocha	146	109	108	144	138	5,831	3,069	4,002	5,860	4,564
Djibouti	426	53	294	185	120	16,700	4,280	28,150	7,286	11,000
France	23	1,000
Other Foreign Countries	58	12	12	3	8	1,825	780	850	100	130
China	80	8,000
Hodledah	19	1,160	..
TOTAL, FOREIGN COUNTRIES	710	174	437	301	261	32,356	8,109	34,602	14,406	15,694
TOTAL, BRITISH EMPIRE AND FOREIGN COUNTRIES.	838	245	519	386-1	351	36,786	10,809	39,595	15,591	18,922
<i>WOOD AND TIMBER—</i>										
<i>Timber other than Railway Sleepers—</i>										
<i>Deal and pine wood (a) (II R.)—</i>										
Straits Settlements
Perim
United Kingdom	23	72	19	52	32	4,159	10,686	3,200	5,523	4,210
Bombay	5	6	1	645	476	..
Other British Possessions	5	1	1,064	82	..	88
TOTAL, BRITISH EMPIRE	28	77	20	58	33	4,804	11,750	3,282	5,999	4,298

Total quantities and value of articles imported—contd.

Articles, and countries of consignment.	Quantities.					Value.				
	1926-27.	1927-28.	1928-29.	1929-30.	1930-31.	1926-27.	1927-28.	1928-29.	1929-30.	1930-31.
WOOD AND TIMBER—contd.										
<i>Timber other than Railway Sleepers—contd.</i>						Rs.	Rs.	Rs.	Rs.	Rs.
<i>Deal and pine wood (a) (II R)—contd.</i>										
Austria Tons.	1,238	220	69,408	13,462
Italy
Other Foreign Countries	1	..	2	—	9	310	..	958	10	695
Mossawah
Trieste	327	271	104	..	22,824	17,267	12,858	5,595
United States	440	..	8	12	3,400	2,090
Fume	947	1,156	1,282	1,516	..	56,050	65,060	71,589	87,656
TOTAL, FOREIGN COUNTRIES	1,239	1,007	1,495	1,561—	1,641	69,808	92,336	83,280	87,857	96,036
TOTAL, BRITISH EMPIRE AND FOREIGN COUNTRIES.	1,266	1,684	1,515	1,610—	1,874	74,612	1,04,086	86,562	93,856	1,00,384
<i>Sarrañ wood (b) (II R.)—</i>										
Bombay
Other British Possessions
TOTAL, BRITISH EMPIRE
Other Foreign Countries .. U.Tons
TOTAL, FOREIGN COUNTRIES
TOTAL, BRITISH EMPIRE AND FOREIGN COUNTRIES.
<i>Tank wood (c) (II R.)—</i>										
United Kingdom	3	1,899
Cutch, etc.
Straits Settlements	1,588
India—Bombay	28	113	25	56	78	8,022	32,216	7,003	14,849	13,272
Other British Possessions	1	420	600	60
Malabar Coast	30
TOTAL, BRITISH EMPIRE	33	116—	25—18	57	78—8	9,610	33,645	7,423	15,349	13,332
Tonkin
Other Foreign Countries
TOTAL, FOREIGN COUNTRIES
TOTAL, BRITISH EMPIRE AND FOREIGN COUNTRIES.	33	116—	25—18	57	78—8	9,610	33,645	7,423	15,349	13,332
<i>Other Timber (d) (II R.)—</i>										
Calcutt	204	142	48	95	62	10,345	11,913	4,906	3,459	1,960
Karachi
Somaliland	89	1,961
United Kingdom	20	18	56	1,984	2,545	5,101
Rangoon	9	4,240
Perim
Zanzibar and Pemba	174	1,42,658	3,434
Straits Settlements	1,423	2,139	1,295	2,370	2,445	1,275	2,39,898	87,580	1,60,976	1,45,718
India—Bombay	56	25	99	25	19	..	3,545	8,654	5,478	5,512
India—Calcutta
India—Malabar Coast
India—Cutch
Madras Other Ports
Other British Possessions	23	82	13	93	36	1,097	1,556	459	2,319	1,415
Hong Kong	14	1,212
TOTAL, BRITISH EMPIRE	1,829	2,589	1,506	2,583	2,562	1,60,602	2,67,185	1,06,694	1,72,272	1,52,605
France	7	1,125
Trieste	87	5,477
Fume	658	..	28	38,123	..	2,571	..
Mossawah
Italy	42	28	82	2,693	2,380	2,395	..
Arabian Gulf Ports	102	172	149	71	3,277	9,104	9,176	4,452	3,695
United States	42	16	25	2,086	2,134
Independent Somal Ports	125	104	2,555	2,511	..	1,509
Austria	407	22,052
Other Foreign Countries	54	32	17	59	35	1,457	523	1,165	1,614	2,187
Japan	26	1,676	..
TOTAL, FOREIGN COUNTRIES	510	1,057	346	294	193	27,911	60,540	17,366	12,708	7,391
TOTAL, BRITISH EMPIRE AND FOREIGN COUNTRIES.	2,339	3,646	1,852	2,877	2,755	1,88,513	3,27,671	1,24,060	1,84,980	1,60,996
WOOD—										
<i>Pine wood (a) (II R.)—</i>										
Perim Tons.	188	2,104	2,520
Somaliland	162	833
Other British Possessions	45	52	71	29	676	893	350
TOTAL, BRITISH EMPIRE	188	207	52	71	29	2,104	3,353	676	893	350

No. 7—contd.

Total quantities and value of articles imported—contd.

Articles, and countries of consignment.	Quantities.					Value.				
	1926-27.	1927-28.	1928-29.	1929-30.	1930-31.	1926-27.	1927-28.	1928-29.	1929-30.	1930-31.
						Rs.	Rs.	Rs.	Rs.	Rs.
WOOD—continued.										
Firewood (a) (II R.)—continued.										
Independent Somali Ports ..Tons	388	119	151	134	178	5,818	1,618	2,920	1,546	1,618
Mokha	3,222	687	1,274	764	1,525	40,969	11,566	17,388	10,002	18,311
Arabian Gulf Ports	65	3,023	1,874	2,165	1,814	925	43,964	26,568	29,092	23,714
Other Foreign Countries		63	48	35	34		1,246	686	468	371
TOTAL, FOREIGN COUNTRIES	3,675	3,892	3,847	3,098	3,551	47,207	58,894	47,512	41,108	44,224
TOTAL, BRITISH EMPIRE AND FOREIGN COUNTRIES.	3,813	4,099	3,999	3,169	3,580	49,311	61,747	48,188	42,001	44,574
Ebony (b i) (II R.)—										
Other British Possessions .. Value
TOTAL, BRITISH EMPIRE
Ornamental Wood Sandal (b ii) (II R.)—										
India—BombayTons	19	29	25	19	20	7,644	11,580	8,885	5,479	6,674
Other British Possessions	—1	—2	25	4
TOTAL, BRITISH EMPIRE	19	29	25	19—1	20—2	7,644	11,580	8,885	5,504	6,718
Other Foreign Countries ..Tons	..	—1	30
Arabian Gulf Ports
TOTAL, FOREIGN COUNTRIES	—1	30
TOTAL, BRITISH EMPIRE AND FOREIGN COUNTRIES.	19	29—1	25	19—1	20—2	7,644	11,610	8,885	5,504	6,718
Other kinds (b iii) (II R.)—										
United KingdomValue
Somaland
Other British Possessions	565
Bombay
TOTAL, BRITISH EMPIRE	565
German East Africa
Independent Somali Ports
Other Foreign Countries
TOTAL, FOREIGN COUNTRIES
TOTAL, BRITISH EMPIRE AND FOREIGN COUNTRIES.	565
Manufactures of wood, other than furniture and Cabinetworks (c) (III G)—										
SomalandValue	3,492
Egypt	3,210
United Kingdom	3,461	3,587	3,299	4,052	2,788
India—Bombay	4,988	2,025	3,279	3,616	..
India—Malabar Coast	1,504
Other British Possessions	397	1,193	330	392	..
Calcutta	2,468	..
TOTAL, BRITISH EMPIRE	8,841	6,805	10,400	15,528	7,502
Austria	1,140
France	1,415	2,268
Arabian Gulf Ports	3,021	..
Djibouti	1,120	1,855	3,509
Other Foreign Countries	3,485
Germany	968	2,895	2,556
TOTAL, FOREIGN COUNTRIES	7,008	2,895	3,576	4,876	5,777
TOTAL, BRITISH EMPIRE AND FOREIGN COUNTRIES.	15,849	9,700	14,076	20,404	13,279
TOTAL, VALUE OF WOOD AND WOOD MANUFACTURES.	3,46,104	5,48,459	2,89,144	3,62,094	3,39,228
ARTICLES IMPORTED BY POST (V)—										
British Somaliland	1,377
Egypt	39,375	65,908
United Kingdom	79,369	63,854	64,424	55,807	8,502
Sibraltar	1,916	2,124	2,554	5,783
Kenya Colony	1,661
Zanzibar	3,949	4,370	5,713
Straits Settlements	4,458	4,545
Australia
India—Bombay	80,338	64,528	62,408	43,610	..
Other British Possessions	210	271	320	103	..
TOTAL, BRITISH EMPIRE	2,05,401	1,35,114	1,33,225	1,06,444	1,39,083
Egypt	33,385	21,663	16,042	37,144
Italian East Africa
Austria	39,542
Italy	4,393	9,550	6,301	3,563	24,070
Spain	13,768
China	1,586	5,647	7,524	4,685	2,950
Japan
Djibouti
Massowah
Tricste	34,439	35,645	45,894	53,608
German East Africa	780
Other Foreign Countries	12	15	209	187	..
TOTAL, FOREIGN COUNTRIES	44,538	83,236	71,342	70,371	1,35,018
TOTAL, BRITISH EMPIRE AND FOREIGN COUNTRIES.	2,49,934	2,18,350	2,04,567	1,76,815	2,74,101

GENERAL IMPORTS.

No. 7—contd.

Total Quantities and Value of Articles Imported—contd.

Articles, and countries of consignment.	Quantities.					Value.				
	1926-27.	1927-28.	1928-29.	1929-30.	1930-31.	1926-27.	1927-28.	1928-29.	1929-30.	1930-31.
						Rs.	Rs.	Rs.	Rs.	Rs.
Grand Total, Value of Merchandise imported (exclusive of Government Stores)—concluded.								8,100	2,500	
Bulgaria Value										
South Africa						24,05,959	18,081	14,833		1,365
Austria						5,54,905	6,68,206	9,21,082	5,08,524	4,08,072
France						5,52,014	5,18,689	4,50,507	5,15,413	4,84,201
Germany						7,42,446	7,16,041	5,08,891	4,97,002	3,64,546
Belgium						1,09,711	1,02,154	1,85,059	1,19,705	1,11,027
Holland						5,070	29,174	37,620	27,565	9,300
Tripoli						3,44,204	4,39,299	4,95,337	3,81,479	2,05,111
Italy										578
Spain							10,06,343	13,51,865	9,67,416	5,97,496
Egypt						3,500				46,840
Turkey in Europe						9,850	3,950	1,21,470	1,62,101	88,667
Greece										
Bahrain Island							6,100			3,500
Other Countries in Europe						3,20,869	3,57,494	4,28,305	2,43,538	81,698
Mossawah						4,35,594	3,34,732	3,82,273	1,80,855	1,06,707
Dunkali Coast						3,84,148	5,52,730	8,08,752	7,28,029	6,11,923
Independent Somali Ports									1,341	490
Neitherland						1,32,220	86,952	1,53,968	2,61,517	1,86,502
Italian East Africa						45,224	37,486			
Tonganyika Territory						10,41,736	65,922	2,56,817	5,40,053	34,060
Mozambique						48,875				
Northern Africa						3,114	476	2,490		2,500
Madagascar						19,39,053	22,82,998	21,85,012	15,71,628	7,53,194
United States of America						1,09,338	86,542	91,765	1,10,106	86,488
Jeddah						45,047	87,866	1,26,078	74,051	48,933
Konfidah						1,325	12,900	13,197	36,380	8,100
Sweden							180			470
Denmark							1,500		5,320	7,800
Switzerland						2,73,693	52,748	2,54,289	2,18,621	1,43,617
Gaizan						4,87,023	97,251	20,443	73,005	54,523
Lohia						19,15,253	20,75,249	18,33,346	13,30,318	8,55,310
Hodaidah						1,95,222	2,81,520	3,30,329	2,59,981	2,27,619
Islands of Fusan, etc.						12,72,807	20,61,390	16,97,522	13,23,063	9,92,006
Arabian Gulf Ports						5,905	36,556	51,288	7,407	2,754
Muskat						54,28,359	62,80,802	38,94,334	40,73,045	17,38,436
China						66,59,128	54,21,494	39,68,065	74,87,819	71,01,959
Japan						5,64,548	25,44,176	31,38,953	9,16,188	10,10,959
Java						8,966	36,519	44,970	69,183	89,271
Persia								1,000		
Turkey in Asia										
Mesopotamia						95,10,599				
Other Foreign Countries in Asia						1,100				
Djibouti						41,11,818	38,08,116	38,72,679	27,26,186	15,69,302
Mokha						17,06,778	20,99,637	17,30,218	13,87,703	12,51,300
Sumatra										
Other Foreign Countries								1,157	2,219	
Nas-Hafoon						4,362	8,036	24,269	12,597	15,611
Norway							3,482	1,700	2,565	2,166
Portugal							87			
Asiatic Turkey, Levant and Black-Sea						17,030	76,580	47,288	57,985	1,20,999
Trieste							10,46,879	8,60,776	6,12,699	6,28,829
Fuime							2,36,799	90,569	6,22,416	2,48,570
TOTAL, FOREIGN COUNTRIES						4,13,96,793	3,35,64,035	3,04,96,614	2,81,17,323	2,03,02,643
TOTAL, BRITISH EMPIRE AND FOREIGN COUNTRIES						7,41,64,487	8,11,83,758	7,64,87,583	6,90,98,991	5,46,47,795
Treasure—										
Gold—										
Egypt										
Straits Settlements							8,830	1,500		
Australia										
Zanzibar										
United Kingdom						75,000				
Somaliland										
Perim										
Other British Possessions								780		
Suakin, etc.										
India—Bombay						3,750				
TOTAL, BRITISH EMPIRE						78,750	8,830	2,280		
Egypt							27,435	6,000	2,409	
Madagascar										
Dunkali Ports						5,850				
Gaizan						67,095	91,230	4,11,390	2,74,949	91,665
Austria										
Mossawah								16,500	1,800	2,100
Jeddah						2,23,615	78,030	1,02,585	1,72,020	86,880
Hodaidah						3,42,426	2,85,720	2,64,825	1,49,940	52,380
Mokha						3,20,970	1,32,945	42,375	80,795	50,445
Arabian Gulf Ports						10,275	22,410	29,115	88,665	55,130
Lohia						36,465	3,225		2,100	
Djibouti						32,400	13,950		3,000	42,000
Italian East Africa										
Italy										
Kamran and Fusan							33,540	53,235	93,240	59,595
Konfidah						1,050				
Other Foreign Countries						1,350				
TOTAL, FOREIGN COUNTRIES						10,41,496	6,88,485	9,26,025	8,18,809	4,40,195
TOTAL BRITISH EMPIRE AND FOREIGN COUNTRIES						11,20,246	6,07,315	9,28,305	8,18,809	4,40,195

GENERAL IMPORTS.

SEA-BORNE TRADE.

No. 7—concl'd.

Total quantities and value of articles imported—concl'd.

Articles, and countries of consignment.	Quantities.					Value.				
	1926-27.	1927-28.	1928-29.	1929-30.	1930-31.	1926-27.	1927-28.	1928-29.	1929-30.	1930-31.
						Rs.	Rs.	Rs.	Rs.	Rs.
TREASURE—concluded.										
<i>Silver—</i>										
Bahrain Island Value										27,990
Egypt						17,80,875				
Anglo E. Sudan								5,120		
United Kingdom						8,020	6,318	13,500		
Somaliand						1,39,020	33,392	2,53,241	54,307	1,000
Zanzibar and Pemba										96,327
Perim								23,160		1,000
India—Bombay							4,06,350	1,25,440	1,390	5,35,348
Other British Possessions						204	370	1,380		
Mesopotamia										8,864
TOTAL, BRITISH EMPIRE						18,77,619	4,46,430	4,26,841	55,607	6,70,529
Trieste							91,61,580	14,31,040	24,53,230	7,15,800
Asiatic Turkey, Levant and Black Sea										
Egypt						4,473	14,83,500	17,80,672		
Konhdah							36,460	3,123		
Turkey in Asia						95,915	5,000	19,264	32,70,745	29,32,419
Djibouti							3,67,210			15,550
Muskat						2,89,136	3,75,830	5,01,243	4,63,758	4,93,078
Arabian Gulf Ports						4,90,884	17,597	8,19,436	5,68,178	95,608
Mokha						2,43,169	18,205	18,560	3,52,400	1,62,488
Hodeidah						8,005		60,450	59,967	72,201
Islands of Fusan						63,99,086	1,432			
Austria						30,043		68,244	1,18,057	3,11,155
Massawah								4,230		
Dunkali Coast									3,500	2,000
Independent Somali Ports						4,245				
Italian East Africa										
Asiatic Turkey Persian Gulf Ports							2,000			
Madagascar							1,09,406	2,000		
Jeddah						2,19,019	2,407	47,257	83,575	65,859
Gaizan						22,238	5,890	1,03,321	73,673	75,964
Lohia						12,209		2,560	2,260	
Other Foreign Countries						545			678	
Java										2,600
TOTAL, FOREIGN COUNTRIES						78,13,967	1,15,85,017	48,66,400	74,50,021	49,44,222
TOTAL, BRITISH EMPIRE AND FOREIGN COUNTRIES						96,91,586	1,20,31,447	52,93,241	75,05,628	56,14,751
Currency Notes—										
Somaliand						13,000		4,100	3,000	1,000
United Kingdom										
Perim								7,000		
Bombay						8,000				
TOTAL, BRITISH EMPIRE						21,000		11,100	3,000	1,000
Jeddah						2,71,136	2,14,470	68,259	1,15,100	40,500
Djibouti										
Italian East Africa						3,043				
Arabian Gulf Ports						2,770	18,700			
Hodeidah						3,000				1,000
Konhdah							1,660			9,097
Massawah							5,000			
Other Foreign Countries						800		250		
Kamoran							9,000	16,430	16,500	
TOTAL, FOREIGN COUNTRIES						2,80,749	2,48,830	84,939	1,31,600	50,597
TOTAL, BRITISH EMPIRE AND FOREIGN COUNTRIES						3,01,749	2,48,830	96,089	1,34,600	51,597
TOTAL VALUE OF PRIVATE TREASURE						1,11,13,581	1,29,77,592	63,17,585	84,59,127	61,06,543
TOTAL VALUE OF PRIVATE MERCHANDISE						7,41,64,487	8,11,83,758	7,64,87,583	6,90,98,991	546,47,795
GRAND TOTAL, PRIVATE MERCHANDISE AND TREASURE						8,52,78,068	9,41,61,350	8,28,05,168	7,75,58,12	6,07,54,338

Total quantities and value of articles exported.

Articles, and countries of final destination.	Quantities.					Value.				
	1926-27.	1927-28.	1928-29.	1929-30.	1930-31.	1926-27.	1927-28.	1928-29.	1929-30.	1930-31.
ANIMALS, LIVING—						Rs.	Rs.	Rs.	Rs.	
<i>Cattle (excluding Sheep and Goats)</i>										
(b) (V)—Cutch and Kathiawar Nos.		65			83		1,320			2,100
Bombay										
Ceylon	33					2,200				
Egypt				43					1,105	
Other British Possessions	3	10			2	180	620			100
Straits Settlements		162					6,480			
TOTAL, BRITISH EMPIRE	36	237		43	85	2,380	8,420		1,105	2,200
Djibouti										
Other Foreign Countries	16		4		3	770		160		187
Ras Hafun										
TOTAL, FOREIGN COUNTRIES	16		4		3	770		160		187
TOTAL, BRITISH EMPIRE AND FOREIGN COUNTRIES	52	237	4	43	88	3,150	8,420	160	1,105	2,387
<i>Horses (a) (IV)—</i>										
Straits Settlements		3					1,500			
India—Bombay										
Other British Possessions		1					400			
TOTAL, BRITISH EMPIRE		4					1,900			
Djibouti					17					30,450
Arabian Gulf Ports										
Egypt, etc.										
Other Foreign Countries										
TOTAL, FOREIGN COUNTRIES					17					30,450
TOTAL, BRITISH EMPIRE AND FOREIGN COUNTRIES		4			17		1,900			30,450
<i>Sheep and Goat (c) (IV)—</i>										
Ceylon	30,374	11,678	1,182		2,523	3,00,546	1,14,080	11,490		24,653
Perim				177	122				1,940	1,236
Egypt	19,698					2,26,622				
Other British Possessions	31	96	28	88	62	248	886	246	92	360
Straits Settlements	2,600	3,143				26,000	32,430			
Bombay		100					1,550			
TOTAL, BRITISH EMPIRE	52,703	15,017	1,210	185	2,707	5,53,416	1,48,956	11,736	2,032	26,219
Kamaran		123	145	182	132		1,399	1,765	1,737	1,576
Arabian Gulf Ports	2,390	1,480	2,254	3,491	1,906	24,344	15,061	23,530	35,818	19,690
Other Foreign Countries	37	4	9	41	35	326	39	98	729	311
Jeddah		176	100		694		2,510	1,000		8,651
Djibouti		169					1,580			
Egypt		7,355	1,698		1,138		96,306	20,054		15,680
TOTAL, FOREIGN COUNTRIES	2,427	9,297	4,204	3,714	3,935	24,670	1,16,895	46,447	38,234	45,910
TOTAL, BRITISH EMPIRE AND FOREIGN COUNTRIES	55,130	24,314	5,414	3,899	6,612	5,78,086	2,65,851	58,183	40,216	72,159
<i>Other kinds (d) (IV)—</i>										
United Kingdom		217					2,940			
Somaliland		4	40	68	29		1,600	4,310	1,021	2,384
Zanzibar and Pemba										
Straits Settlements	600					6,000				
Egypt										
India—Bombay										
Cutch										
Other British Possessions	15	16	16	16	29	940	876	535	780	532
TOTAL, BRITISH EMPIRE	615	237	56	84	58	6,940	5,416	4,845	1,801	2,916
Jeddah										
Djibouti										
Arabian Gulf Ports	32	29	30	489	116	2,080	2,220	3,745	4,421	5,830
German East Africa										
Other Foreign Countries	1	4	5	6	41	20	100	52	112	1,277
Egypt			107	43				5,460	2,175	
TOTAL, FOREIGN COUNTRIES	33	33	142	538	157	2,100	2,320	9,257	43,708	7,127
TOTAL, BRITISH EMPIRE AND FOREIGN COUNTRIES	648	270	198	622	215	9,040	7,736	14,102	45,509	10,043
TOTAL, ANIMALS	55,830	24,825	5,616	4,564	6,932	5,90,276	2,83,907	72,445	86,930	1,15,039
PARCEL (including drapery, uniforms and accoutrements, but excluding hosiery and boots and shoes) (III-A)—										
T. Territory Value										
Australia										5,000
Cape of Good Hope									1,975	
Cutch and Kathiawar							1,250			
Calcutta							1,625		2,360	
Perim								1,400		
United Kingdom						4,354	10,392	16,315	8,685	4,679
Somaliland						1,480	4,529	5,421	3,083	1,766
Zanzibar and Pemba										
Straits Settlements						2,650				
Anglo-Egyptian Sudan						3,250	1,535		4,460	
India—										
Burmah Rangoon							5,650			
Bombay						2,088	2,800	2,810	3,555	
Karachi										
Other British Possessions						997	1,952	2,465	1,315	3,192
Kenya Colony						1,100	9,850			
TOTAL, BRITISH EMPIRE						15,919	39,583	29,411	25,733	11,037

No. 2—contd.

Total quantities and value of articles exported—contd.

Articles, and countries of final destination.	Quantities.					Value.				
	1926-27.	1927-28.	1928-29.	1929-30.	1930-31.	1926-27.	1927-28.	1928-29.	1929-30.	1930-31.
APPAREL—						Rs.	Rs.	Rs.	Rs.	Rs.
Asiatic Turkey, Levant and Black Sea
China	1,000
Java	17,600
German East Africa
Independent Somali Ports
Holland	1,150
Italy	3,000
Massowah	1,305
Italian East Africa	2,812	1,885	2,925	1,392	..
Jeddah	2,050	2,272	..	2,230	..
Hodeidah	4,290	10,010	36,155	21,294	10,724
Arabian Gulf Ports	2,510	8,854	3,131	2,317	1,313
Djibouti and Obokh	17,200	26,738	35,135	16,604	20,037
United States of America	1,100	1,600	..	1,135	..
Greece
Gaizan
Kamaran and Fursan
Other Foreign Countries	2,426	4,822
France	4,683	3,469	5,805	2,615	..
Germany	1,430	..	8,337	..
Mocha	2,614	1,905	3,031	3,713
Dunkali Coast	1,650	1,478
TOTAL, FOREIGN COUNTRIES	37,821	58,771	89,361	60,575	43,235
TOTAL, BRITISH EMPIRE AND FOREIGN COUNTRIES	53,740	98,354	1,17,772	86,308	57,872
ARMS, AMMUNITION, AND MILITARY STORES (III-B.)—										
Zanzibar
Bombay	4,360
United Kingdom	1,520
Somaliland	1,848	1,735	..	1,871	1,662
Other British Possessions	180	..	459	1,343	792
TOTAL, BRITISH EMPIRE	6,388	3,255	459	3,214	2,454
Arabian Gulf Ports	71,245	6,905	3,900	5,495	23,718
Djibouti and Obokh	8,862	2,896
Other Foreign Countries	200	..	1,053	357	452
Gaizan	5,000
Kamaran	49,100
TOTAL, FOREIGN COUNTRIES	1,32,407	9,801	4,953	5,852	24,170
TOTAL, BRITISH EMPIRE AND FOREIGN COUNTRIES	1,38,795	13,056	5,412	9,060	26,624
ART. WORKS OF (III-V)—										
United Kingdom	1,000
Other British Possessions	150
TOTAL, BRITISH EMPIRE	150	1,000
Djibouti
Massowah
North Africa, etc.
Other Foreign Countries	650	..	180
TOTAL, FOREIGN COUNTRIES	650	..	180
TOTAL, BRITISH EMPIRE AND FOREIGN COUNTRIES	150	650	..	1,180
BASKET AND BASKETWARE (III-V).—										
British Possessions
TOTAL, BRITISH EMPIRE
Other Foreign Countries
TOTAL, FOREIGN COUNTRIES
TOTAL, BRITISH EMPIRE AND FOREIGN COUNTRIES
BOOKS, PRINTED AND PRINTED MATTER (not being STATIONERY) including MAPS AND CHARTS (III-V)—										
Bombay	21	4,830
Zanzibar
United Kingdom	8	1,262
Straits Settlements
Other British Possessions	21	27	25	33	4	1,556	1,873	1,325	3,075	174
British Somaliland	23	33	26	..	22	1,685	1,693	2,126	..	1,664
TOTAL, BRITISH EMPIRE	44	60	72	33	34	3,241	3,565	8,231	3,075	3,100
Asiatic Turkey, Levant and Black Sea	6	7	6,445	2,114
Djibouti and Obokh	70	35	62	31	78	6,845	2,785	3,563	1,693	2,610
Arabian Gulf Ports	52	69	56	46	51	2,987	4,620	2,226	1,813	2,200
Trieste	18	10,000	..
Hodeidah	48	50	46	24	57	3,110	2,760	4,640	1,216	11,359
Other Foreign Countries	32	31	35	21	37	1,260	2,211	1,567	839	1,662
Spain	67	5,000
TOTAL, FOREIGN COUNTRIES	266	185	199	141	230	19,202	12,356	11,996	22,056	19,845
TOTAL, BRITISH EMPIRE AND FOREIGN COUNTRIES	313	245	271	174	264	22,443	15,921	20,277	25,131	23,045
BOOTS AND SHOES (III-A.)—										
Perim	1,180
British Somaliland	660	792	..	1,329
United Kingdom
Egypt
Suakin and Port Soudan
Other British Possessions	1,261	371	403	545	1,319	1,219	832	580	1,908	1,845
TOTAL, BRITISH EMPIRE	1,261	1,031	403	545	2,111	1,219	2,161	580	1,908	3,025

No. 8—contd.

Total quantities and value of articles exported—contd.

Articles and countries of final destination.	Quantities.					Value.				
	1926-27.	1927-28.	1928-29.	1929-30.	1930-31.	1926-27.	1927-28.	1928-29.	1929-30.	1930-31.
						Rs.	Rs.	Rs.	Rs.	Rs.
BOOTS AND SHOES (III-A.)—contd.										
Kamran and Farsan .. Pairs	694	826	1,306	477	1,491	2,487	2,520	3,436	1,071	3,086
Hodeidah	946	3,511	..
Arabian Gulf Ports
Gaizan
Italian East Africa	1,380	1,645
Massowah	688	1,867	1,949	2,634
D'jibouti and Obokh	2,207	3,031	3,611	3,625	7,546	5,535	7,563	9,818	9,816	15,869
Other Foreign Countries ..	1,697	697	939	571	1,580	2,148	1,516	2,347	1,275	1,884
TOTAL, FOREIGN COUNTRIES ..	4,688	4,554	5,856	6,307	13,864	10,170	11,599	15,600	17,622	25,017
TOTAL, BRITISH EMPIRE AND FOREIGN COUNTRIES	5,949	5,585	6,259	6,852	15,975	11,389	13,760	16,180	19,530	28,042
BUILDING AND ENGINEERING MATERIALS, other than OF IRON, STEEL OR WOOD—										
Bricks (a) (III-V)—										
Other British Possessions .. No.	24	6
TOTAL, BRITISH EMPIRE	24	6
Other Foreign Countries	350	85
TOTAL, FOREIGN COUNTRIES	350	85
TOTAL, BRITISH EMPIRE AND FOREIGN COUNTRIES	350	24	..	85	6
Chalk and Lime (b) (III-V)—										
Other British Possessions .. Cwt.	297	1,224	6	..	1	495	406	21	..	4
TOTAL, BRITISH EMPIRE	297	1,224	6	..	1	495	406	21	..	4
Other Foreign Countries	249	584	27	209	477	437	1,057	96	939	913
D'jibouti	888	1,430
TOTAL, FOREIGN COUNTRIES ..	1,137	584	27	209	477	1,867	1,057	96	939	913
TOTAL, BRITISH EMPIRE AND FOREIGN COUNTRIES	1,434	1,808	33	209	478	2,362	1,463	117	939	917
Pipes of Earthenware (c) (III-V)—										
Other Foreign Countries .. Value
TOTAL, FOREIGN COUNTRIES
TOTAL, BRITISH EMPIRE AND FOREIGN COUNTRIES
Tiles (d) (III-V)—										
Other British Possessions .. Nos.	780	103	..
Perim
TOTAL, BRITISH EMPIRE	780	103	..
Other Foreign Countries	1,400	..	2,300	5,700	..	320	..	250	674
Kerman	7,400	4,000	28,908	1,500	1,200	6,312
TOTAL, FOREIGN COUNTRIES ..	7,400	5,400	28,908	2,300	5,700	1,500	1,520	6,312	250	674
TOTAL, BRITISH EMPIRE AND FOREIGN COUNTRIES .. Cwt.	7,400	5,400	28,908	3,680	5,700	1,500	1,520	6,312	353	674

805
GENERAL EXPORTS.

No. 8—contd.
Total quantities and value of articles exported—contd.

Articles, and countries of final destination.	Quantities.					Value.				
	1926-27.	1927-28.	1928-29.	1929-30.	1930-31.	1926-27.	1927-28.	1928-29.	1929-30.	1930-31.
CHEMICALS AND CHEMICAL PREPARATIONS (excluding CHEMICAL MANURES AND MEDICINES)—contd.						Rs.	Rs.	Rs.	Rs.	Rs.
<i>Other Sorts (cii) (III-C)—</i>										
Bombay Cwts.	..	2	182	7	10	..	10	1,040	54	108
Other British Possessions	120	672
TOTAL, BRITISH EMPIRE	2	302	7	10	..	10	1,712	54	108
Medi	1,670	2,404	3,406	2,521	2,404	8,217	11,128	17,073	12,012	12,611
Massowah	271	9,006	5,108	5,278	4,180	1,588
Mocha	1,571	967	1,043	747	1,422
Arabian Gulf Port	379	441	1,017	..	6,216	4,273	1,938
Kambaran and Fusan	185	..	1,282	783	..	1,151	3,286	3,399	2,997	..
Gaizan	216	645	688	616	..	11,980	7,560	4,730	4,508	2,578
Lohia	2,642	1,568	972	1,036	609	21,787	23,024	20,473	6,070	1,780
Hodeidah	3,223	3,927	3,480	1,172	317	1,298	1,967	1,398	1,438	970
Other Foreign Countries	144	349	236	245	166
Italian East Africa	319	2,090
TOTAL, FOREIGN COUNTRIES	9,970	10,239	11,057	7,094	4,203	58,546	53,495	58,567	35,478	21,477
TOTAL, BRITISH EMPIRE AND FOREIGN COUNTRIES	9,970	10,241	11,359	7,101	4,218	58,546	53,505	60,279	35,532	21,585
<i>Soda Compounds—</i>										
<i>Borax (di) (III-C)—</i>										
Other British Possessions	21
TOTAL BRITISH EMPIRE	21
Other Foreign Countries	32	11	10	12	19	793	354	228	157	297
TOTAL, FOREIGN COUNTRIES	32	11	10	12	19	793	354	228	157	297
TOTAL, BRITISH EMPIRE AND FOREIGN COUNTRIES	32	11	10	12	19—1	793	354	228	157	319
<i>Soda, other Sorts (dii) (III-C)—</i>										
Zanzibar	8	10	8	14	24	92	115	135	163	113
Other British Possessions	1,390	875	2,301	2,677	2,812	5,175	2,550	8,842	10,485	9,725
Bombay
TOTAL, BRITISH EMPIRE	1,398	885	2,309	2,691	2,836	5,267	2,665	8,977	10,643	9,838
Arabian Gulf Ports	2,406	1,130	1,081	581	2,537	7,350	3,838	4,916	2,047	8,246
Mocha	292	1,531	..	863
Other Foreign Countries	88	78	37	28	101	809	835	509	330	..
TOTAL, FOREIGN COUNTRIES	2,494	1,208	3,410	609	2,638	8,159	4,673	7,016	2,377	9,698
TOTAL, BRITISH EMPIRE AND FOREIGN COUNTRIES	3,892	1,893	5,719	3,300	5,504	13,420	7,338	15,993	13,020	19,536
<i>Other Sorts of Chemicals (e) (III-C)—</i>										
Suakin and Port Soudan .. Value
Madras	1,000
British East Africa
Zanzibar and Pemba	1,796	2,278	1,235
Perim	1,611	1,920	6,925	6,185	4,219
Somaliland	7,729	4,415
India—Bombay
India—Calcutta
Other British Possessions	836	768	1,169	680	443
TOTAL, BRITISH EMPIRE	11,176	7,103	9,890	9,143	5,897
Massowah	3,573	..
Dunkali Coast	1,304	1,820	..
Independent Somali Ports	1,018	1,791	2,407	5,431	..
Italian East Africa	5,280	3,356	7,560
Konfidah
Gaizan
Lohia	2,191
Hodeidah	1,158	1,777	2,544	3,591	1,224
Kambaran
Mokha
Arabian Gulf Ports	1,459	..	1,059	..
D'jibouti and Obokh	13,140	16,798	15,116	12,424	7,048
Japan
Turkey in Asia	1,975	3,685
Other Foreign Countries	1,444	2,118	3,296
German East Africa
Jeddah
TOTAL, FOREIGN COUNTRIES	23,342	27,299	30,923	31,097	13,827
TOTAL, BRITISH EMPIRE AND FOREIGN COUNTRIES	34,518	34,402	40,813	40,240	19,724
TOTAL VALUE OF CHEMICALS	1,05,283	95,599	1,17,313	88,959	61,164
<i>FUEL—</i>										
<i>Coal (II-A)—</i>										
Perim Tons	1,563	..
Kenya Colony	70
Other British Possessions
TOTAL, BRITISH EMPIRE	70	1,563	..

GENERAL EXPORTS.

SEA-BORNE TRADE

No. 8—contd.

Total quantities and value of articles exported—contd.

Articles, and countries of final destination.	Quantity.					Value.				
	1926-27.	1927-28.	1928-29.	1929-30.	1930-31.	1926-27.	1927-28.	1928-29.	1929-30.	1930-31.
						Rs.	Rs.	Rs.	Rs.	Rs.
COIR—										
<i>Unmanufactured (II-3.)—</i>										
United Kingdom .. Tons
Egypt
Other British Possessions
TOTAL, BRITISH EMPIRE
Djibouti ..	5/20	1	..	47	150	..
Other Foreign Countries ..	5/20	1	..	47	150	..
TOTAL, FOREIGN COUNTRIES ..	5/20	1	..	47	150	..
TOTAL, BRITISH EMPIRE AND FOREIGN COUNTRIES ..	5/20	1	..	47	150	..
<i>Manufactured (excluding rope) (III-V)</i>										
Somaliland .. Tons
Perim ..	9/20	30	4	1	1	148	39	65	220	22
Other British Possessions ..	9/20	30	4	1	1	148	39	65	220	22
TOTAL, BRITISH EMPIRE ..	9/20	30	4	1	1	148	39	65	220	22
Massowah
Djibouti and Obokh ..	1	30	1	2	3	611	156	269	988	1,16
Other Foreign Countries ..	1	30	1	2	3	611	156	269	988	1,16
TOTAL, FOREIGN COUNTRIES ..	1	30	1	2	3	611	156	269	988	1,16
TOTAL, BRITISH EMPIRE AND FOREIGN COUNTRIES ..	19/20	48	1-4	3	4	759	195	334	1,208	1,38
<i>Coral (II-8.)—</i>										
Other British Possessions
TOTAL, BRITISH EMPIRE
Other Foreign Countries
TOTAL, FOREIGN COUNTRIES Lbs.
TOTAL, BRITISH EMPIRE AND FOREIGN COUNTRIES
CORDAGE AND ROPE OF VEGETABLE FIBRE (excluding JUTE AND COTTON) (III-V)—										
Perim .. Cwt.	204	109	116	228	..	4,995	2,736	3,117	5,648	..
British Somaliland	71	2,330
Calcutta	23	2,490
Egypt
Bombay
Zanzibar and Pemba
Other British Possessions ..	42	64	27	76	96	1,168	1,589	1,200	2,164	2,344
Mesopotamia	11	1,312
TOTAL BRITISH EMPIRE ..	246	215	214	304	96	6,163	8,127	6,647	7,812	2,344
Kamran	58	37	1,809	1,155
Gaizan
Massowah ..	185	2,400
Italian East Africa	90	33	3,620	1,050	..
Asiatic Turkey Persian Gulf
Hodeidah
Jeddah ..	28	1,066
Djibouti and Obokh	29	65	116	1,150	1,290	2,081
Persia	65	1,970
Asiatic Turkey—Levant and Black Sea	73	1,550
Other Foreign Countries ..	142	210	152	150	96	3,642	4,727	3,207	3,167	1,851
TOTAL, FOREIGN COUNTRIES ..	355	268	446	248	212	7,108	6,536	12,652	5,507	3,932
TOTAL, BRITISH EMPIRE AND FOREIGN COUNTRIES ..	601	483	660	552	308	13,261	14,663	19,299	13,319	6,276

No. 8—contd.

Total quantities and value of articles exported—contd.

Articles, and countries of final destination.	Quantities.					Value.				
	1926-27.	1927-28.	1928-29.	1929-30.	1930-31.	1926-27.	1927-28.	1928-29.	1929-30.	1930-31.
DRUGS AND MEDICINES (excluding CHEMICALS AND NARCOTICS)—										
<i>continued.</i>										
<i>Asafetida (b) (III-C.)—</i>										
United Kingdom .. Cwt.	29	1,500
Egypt
Other British Possessions ..	4	3	5	3	2	400	60	277	124	63
TOTAL, BRITISH EMPIRE ..	4	3	5	3	31	400	60	277	124	1,563
United States
D'jibouti and Obokh ..	48	52	83	..	49	1,817	2,294	3,140	..	1,982
Other Foreign Countries ..	9	10	3	65	52	350	365	139	2,094	1,703
Hodeidah	16	1,285
France	17	1,400
Mossawah	30	1,305
Egypt	25	1,180
TOTAL, FOREIGN COUNTRIES ..	57	104	116	65	101	2,167	5,239	5,869	2,094	3,685
TOTAL, BRITISH EMPIRE AND FOREIGN COUNTRIES ..	61	107	121	68	132	2,567	5,299	6,146	2,218	5,238
<i>Camphor (c) (III-C.)—</i>										
Other British Possessions .. Lbs.
TOTAL, BRITISH EMPIRE
D'jibouti and Obokh
Other Foreign Countries	28	180
TOTAL, FOREIGN COUNTRIES	28	180
TOTAL, BRITISH EMPIRE AND FOREIGN COUNTRIES	28	180
<i>Galangal (e) (III-C.)—</i>										
Bombay .. Cwt.
Egypt
Perim
Other British Possessions	52	76	440	720	..
TOTAL, BRITISH EMPIRE	52	76	440	720	..
Dunkali Coast
D'jibouti and Obokh
Hodeida	78	..	108	1,393	..	2,140	..
Mokha ..	476	266	116	261	194	7,285	4,928	2,569	4,645	3,358
Gozan
Other Foreign Countries ..	78	11	18	1	46	1,163	148	415	11	787
TOTAL, FOREIGN COUNTRIES ..	554	355	134	370	240	8,448	6,469	2,984	6,796	4,145
TOTAL, BRITISH EMPIRE AND FOREIGN COUNTRIES ..	554	355	186	446	240	8,448	6,469	3,424	7,516	4,145
<i>Quinine Salt (III-C.)—</i>										
Other Sorts—										
Other British Possessions .. Lbs.
TOTAL, BRITISH EMPIRE
Other Foreign Countries
TOTAL, FOREIGN COUNTRIES
TOTAL, BRITISH EMPIRE AND FOREIGN COUNTRIES
<i>Senna (g) (III-C.)—</i>										
Bombay
Egypt
United Kingdom
Other British Possessions	53	4	½	975	20	5	..
Hongkong
TOTAL, BRITISH EMPIRE	53	4	½	975	20	5	..
Asiatic Turkey—Persian Gulf Cwt.
Muscat
France
Italy
United States of America
Other Foreign Countries ..	40	9	6	23	18	900	120	75	375	299
TOTAL, FOREIGN COUNTRIES ..	40	9	6	23	18	900	120	75	375	299
TOTAL, BRITISH EMPIRE AND FOREIGN COUNTRIES ..	40	62	10	23½	18	900	1,095	95	380	299
<i>Other sorts of drugs and medicines (h) (III-C.)—</i>										
Suakin and Port Sudan .. Value
Egypt	1,200
United Kingdom	2,487	4,055	3,001
Somaliland	1,866	4,301
Zanzibar and Pemba	1,735
Straits Settlements	5,240	1,720
Anglo-Egyptian Sudan
Kenya Colony	1,005
India—Bombay	10,810	3,140	7,148	14,300	5,891
India—Calcutta	2,198	..	1,600	1,600	3,050
Other British Possessions	1,769	1,542	1,588	3,145
TOTAL, BRITISH EMPIRE	20,114	11,935	14,112	21,543	15,087

Total quantities and value of articles exported—contd.

Articles, and countries of final destination.	Quantities.					Value.				
	1926-27.	1927-28.	1928-29.	1929-30.	1930-31.	1926-27.	1927-28.	1928-29.	1929-30.	1930-31.
DRUGS AND MEDICINES (excluding CHEMICALS AND NARCOTICS)—contd.						Rs.	Rs.	Rs.	Rs.	Rs.
<i>Other sorts of Drugs and Medicines (A) (III-C.)—contd.</i>										
United States .. Value	1,761	5,045	3,800	4,750	6,195
Muskat	1,800	..
Mossawah	1,050	2,342	..	1,003
Egypt	1,480	3,198
Dunkali Coast
Italian East Africa	1,032
Jeddah	1,580	1,217
Confidah	1,026	..	2,667
Hodeidah	14,167	10,505	14,079	14,521	9,141
Arabian Gulf Ports	4,993	5,362	5,435	3,669	5,045
Mokha	1,785	2,113
Kamran and Fursan	1,202	1,474	2,567	2,178	1,122
Java	1,190
Franco	14,000
Italy
Medi	1,610
Independent Somali Ports
Djibouti and Obokh	13,587	15,096	17,461	9,291	7,366
Gaizan
Other Foreign Countries	3,294	2,710	1,915	4,232	4,346
TOTAL, FOREIGN COUNTRIES	55,220	46,087	58,219	40,441	36,355
TOTAL, BRITISH EMPIRE AND FOREIGN COUNTRIES	75,334	58,022	72,331	61,984	51,442
TOTAL, DRUGS AND MEDICINES (excluding CHEMICALS AND NARCOTICS)	87,249	71,065	81,996	72,038	61,124
DYING AND TANNING SUBSTANCES—Barks for Tanning (a) (III-E.)—										
<i>Other British Possessions .. Cwt.</i>										
TOTAL, BRITISH EMPIRE
<i>Indigo (b) (III-E.)—</i>										
United Kingdom
Egypt
Perim
Other British Possessions	4	5	6	2	3	684	450	565	170	305
India—Bombay	30	5,113
TOTAL, BRITISH EMPIRE	4	35	6	2	3	684	5,563	565	170	305
Arabian Gulf Ports	75	70	50	68	273	10,178	7,910	6,082	6,426	23,979
Mokha	1,058	1,346	925	2,297	2,005	1,76,530	1,91,675	1,30,084	2,56,916	2,06,958
Medi	3	1,000
Hodeidah	211	158	141	133	360	35,890	24,045	20,010	18,190	25,780
Gaizan	14	..	11	..	26	2,585	..	1,100	..	1,420
Fursan, etc.	15	25	8	28	..	3,900	4,200	1,200	2,950	..
Other Foreign Countries	7	17	11	20	41	1,342	1,562	1,300	1,708	2,110
Confidah	11	1,400
Djibouti
TOTAL, FOREIGN COUNTRIES	1,383	1,616	1,157	2,546	2,705	2,31,425	2,29,392	1,61,186	2,85,190	2,60,257
TOTAL, BRITISH EMPIRE AND FOREIGN COUNTRIES	1,387	1,651	1,163	2,548	2,708	2,32,109	2,34,955	1,61,751	2,85,360	2,60,562
<i>Myrobalsams (c) (III-E.)—</i>										
<i>Other British Possessions</i>
Other Foreign Countries	2	..	5	3	3	125	..	60	40	35
TOTAL, FOREIGN COUNTRIES	2	..	5	3	3	125	..	60	40	35
TOTAL, BRITISH EMPIRE AND FOREIGN COUNTRIES	2	..	5	3	3	125	..	60	40	35
<i>Safflower (d) (III-F.)—</i>										
India—Bombay	64	66	12,695	11,000
India—Karachi	18	1,000
Bahrain Island
Other British Possessions	2	4	8	130	..	600
Egypt	400	..
Anglo Egyptian Sudan	5	1,200
TOTAL, BRITISH EMPIRE	82	71	2	4	8	18,695	12,200	130	400	600
Hodeidah
Arabian Gulf Ports	113	194	221	300	145	15,136	20,664	19,141	27,261	8,988
Muskat	120	113	235	141	160	16,750	13,825	30,750	16,697	13,365
Persia
Asiatic Turkey—Persian Gulf
Djibouti	9	1,200
Jeddah	11	12	..	1,550	1,100
Other Foreign Countries	6	2	5	2	..	675	182	425	250	..
TOTAL, FOREIGN COUNTRIES	289	320	470	443	317½	32,561	36,221	51,516	44,208	23,453
TOTAL, BRITISH EMPIRE AND FOREIGN COUNTRIES	321	391	472	447	325	46,256	48,421	51,646	44,608	24,053
<i>Turmeric (e) (III-E.)—</i>										
Egypt
British Somaliland
India—Bombay
Other British Possessions	28	54	50	99	138	536	788	940	2,217	2,321
TOTAL, BRITISH EMPIRE	28	54	50	99	138	536	788	940	2,217	2,321

No. 8—contd.
Total quantities and value of articles exported—contd.

Articles, and countries of final destination.	Quantities.					Value.				
	1926-27.	1927-28.	1928-29.	1929-30.	1930-31.	1926-27.	1927-28.	1928-29.	1929-30.	1930-31.
DYEING AND TANNING SUBSTANCES—										
<i>continued.</i>										
<i>Turmeric (e) (III-F.)—</i>						Rs.	Rs.	Rs.	Rs.	Rs.
Italian East Africa .. Cwt.
Donakil Ports
Lohia ..	150	86	48	1,035
Hodeidah ..	1,320	1,351	1,366	1,433	1,011	3,240	1,680
Kamaran	72	66	60	27,459	25,101	29,086	30,350	17,300
Medi ..	48	128	135	128	53	1,451	1,632	1,351
Mokha ..	145	112	310	674	1,198	1,020	2,665	2,774	2,460	1,236
Arabian Gulf Ports ..	345	232	358	514	938	3,712	2,226	6,029	15,347	21,312
Jeddah ..	47	6,995	4,528	7,320	11,420	20,340
D'jibouti and Obokh ..	120	96	214	148	159	1,000
Gaizan	2,448	1,897	4,748	3,007	2,888
Massowah ..	63
Other Foreign Countries ..	99	175	199	191	178	1,238
						2,159	3,123	4,399	4,025	3,240
TOTAL, FOREIGN COUNTRIES ..	2,337	2,180	2,654	3,154	3,643	49,271	41,238	56,417	63,241	68,702
TOTAL, BRITISH EMPIRE AND FOREIGN COUNTRIES. ..	2,365	2,234	2,704	3,253	3,776	49,807	42,026	57,357	70,458	71,023
<i>Other sorts (including lac-dye) (f) (III-F.)—</i>										
United Kingdom
India—Bombay ..	48	..	17	..	9	5,775	..	2,000	..	1,096
Egypt
Other British Possessions ..	16	51	21	11	24	628	1,214	622	277	382
TOTAL, BRITISH EMPIRE ..	64	51	38	11	33	6,403	1,214	2,622	277	1,478
Arabian Gulf Ports ..	30	62	59	74	43	1,861	5,305	5,170	6,304	2,939
Italy	35	1,111
France
Medi ..	12	..	16	18	21	1,250	..	1,600	1,480	1,122
Asiatic Turkey, Levant and Black Sea
Hodeidah ..	222	134	188	194	96	26,578	15,876	22,240	16,288	9,836
Konfidah, etc.	12	34	24	1,120	2,850	1,260
D'jibouti and Obokh	24	..	50	52	..	1,284	..	2,978	2,192
Gaizan ..	20	43	111	81	70	1,775	4,410	10,540	8,140	4,160
Mokha ..	292	221	129	101	48	33,130	22,718	13,743	10,398	3,588
Other Foreign Countries ..	68	48	34	20	68	2,760	2,655	2,341	789	1,403
Java	1,255	3,940	7,670	4,399
Kamaran	13	36	92	85	..	1,750
Turkey in Europe	120
TOTAL, FOREIGN COUNTRIES ..	644	700	585	664	507	67,354	56,364	60,694	58,897	30,875
TOTAL, BRITISH EMPIRE AND FOREIGN COUNTRIES. ..	708	751	623	675	540	73,757	57,578	63,316	57,174	32,353
TOTAL, DYEING AND TANNING SUBSTANCES. ..	4,783	5,027	4,967	6,926	7,352	4,02,064	3,82,980	3,34,130	4,57,640	3,88,026
EARTHENWARE AND PORCELAIN (excluding PIPES OF EARTHENWARE) (III-H.)—										
Egypt .. Value
Somaliland	7,075	7,577	4,866	2,481	4,066
Zanzibar and Pemba
Perim
Snakin and Port Sudan
Other British Possessions	1,374	2,681	1,747	1,388	1,686
Bombay	1,835
TOTAL, BRITISH EMPIRE	8,449	10,253	8,448	3,869	5,752
Kamaran	3,435	3,179	1,710	3,441	1,338
Medi	2,300	2,860	2,058
Massowah	1,146	..	1,002
Italian East Africa	4,487	4,523	3,109	..	1,545
Konfidah	1,510	3,395	1,837	1,060	8,857
Hodeidah	10,516	19,103	9,824	14,430	1,041
Mokha	2,637	4,450	1,894	1,804	5,947
Arabian Gulf Ports	5,463	10,703	6,365	5,834	11,536
D'jibouti and Obokh	17,177	46,979	29,111	8,598	..
France	1,783	1,600
Jeddah
Germany
Turkey in Asia
Assab	1,457
Gaizan	1,382	2,340	1,230	2,555	..
Other Foreign Countries	2,308	2,735	1,582	2,540	2,140
TOTAL, FOREIGN COUNTRIES	51,215	1,03,507	59,408	40,282	35,264
TOTAL, BRITISH EMPIRE AND FOREIGN COUNTRIES.	59,664	1,13,765	67,856	44,151	41,016
FIBRERS (II-S.)—										
United Kingdom .. Lbs.
Perim
Other British Possessions	6	1	180	80
Egypt
Zanzibar, etc.
TOTAL, BRITISH EMPIRE	6	1	180	80
D'jibouti and Obokh
France
Massowah
North Africa, etc.
Other Foreign Countries
TOTAL, FOREIGN COUNTRIES
TOTAL, BRITISH EMPIRE AND FOREIGN COUNTRIES.	6	1	180

No. 8—contd.

Total quantities and value of articles exported—contd.

Articles, and countries of final destination.	Quantities.					Value.				
	1926-27.	1927-28.	1928-29.	1929-30.	1930-31.	1926-27.	1927-28.	1928-29.	1929-30.	1930-31.
						Rs.	Rs.	Rs.	Rs.	Rs.
AREWORKS (III-V)—										
Other British Possessions . Value
TOTAL, BRITISH EMPIRE .. "
Arabian Gulf Ports .. "
Other Foreign Countries .. "
TOTAL, FOREIGN COUNTRIES .. "
TOTAL, BRITISH EMPIRE AND FOREIGN COUNTRIES .. "
FISH (excluding CANNED FISH)—										
<i>Fish, dry, unsalted (I-A.)—</i>										
Kenya Colony .. Cwt.	..	88	..	150	1,030	..	1,230	..
Calcutta .. "
Hong Kong .. "	215	243	226	88	178	3,221	3,530	3,360	1,936	11,060
Madras .. "	328	75	170	3,350	1,450	3,000
Mauritius and Dependencies .. "	412	6,600
Egypt .. "	399	8,820
Tanganyika Territory .. "	115	85	200	1,300	11,500	1,870
Zanzibar .. "	3,319	6,483	7,093	6,214	5,364	37,885	84,431	76,144	76,634	63,371
Straits Settlements .. "	341	3,609	985	2,710	1,251	3,910	43,121	10,477	34,824	12,141
Ceylon .. "	3,867	3,980	1,276	5,095	6,804	62,720	87,260	18,435	79,555	91,741
Bombay .. "	1,479	1,466	..	1,461	1,287	17,060	20,400	..	13,365	11,340
Other British Possessions .. "	..	2	72	23	34	..	25	736	216	310
TOTAL, BRITISH EMPIRE .. "	10,350	15,946	9,767	15,826	15,378	1,43,566	2,21,247	1,10,452	2,09,250	1,94,831
Egypt .. "	..	186	237	435	253	..	2,680	4,530	7,510	7,266
Mocha .. "	22	1,296
Djibouti and Obokh .. "	2,868
Arabian Gulf Ports .. "	..	667	377	744	1,148	1,537	7,479	4,726	7,932	9,828
Other Foreign Countries .. "	323	114	25	90	162	..	1,445	280	825	1,174
China .. "	75	196	1,220	3,030	..
Java .. "	103	1,000
Gaizan .. "	50
Tanganyika Territory .. "	..	349	9,255
TOTAL, FOREIGN COUNTRIES .. "	476	1,316	714	1,467	1,585	5,405	20,859	10,756	19,297	19,562
TOTAL BRITISH EMPIRE AND FOREIGN COUNTRIES .. "	10,826	17,262	10,481	17,293	16,963	1,48,971	2,42,106	1,21,208	2,28,547	2,14,401
<i>Fish, dry, salted (I-A.)—</i>										
Madras .. "	212	6,500
Zanzibar .. "	80	204	1,000	3,140	..
Straits Settlements .. "
Ceylon .. "	3,142	1,419	254	316	775	50,460	19,240	4,125	6,370	11,201
Mauritius, &c. .. "
India—Bombay .. "	76	581	162	176	..	1,400	9,000	2,300	2,300	..
Other British Possessions .. "	24	..	33	..	234	350	..	400	..	1,910
Egypt .. "	160	3,795
TOTAL, BRITISH EMPIRE .. "	3,402	2,000	529	696	1,221	56,005	28,240	7,825	11,810	19,611
China .. "
Egypt .. "	..	291	..	78	105	..	5,285	..	1,125	2,760
Jeddah .. "	..	129	2,015
Djibouti and Obokh .. "	..	240	1,600
Other Foreign Countries .. "	8	..	35	5	1	170	..	511	(2)	60
TOTAL, FOREIGN COUNTRIES .. "	8	660	35	83	106	170	8,900	511	1,187	2,820
TOTAL, BRITISH EMPIRE AND FOREIGN COUNTRIES .. "	3,410	2,660	564	771	1,327	56,175	37,140	8,336	12,997	22,431
<i>Fishmaws and Shark fins (I-A.)—</i>										
Mauritius .. "
Straits Settlements .. "	1,239	747	550	518	32	1,34,100	84,270	78,240	70,817	3,700
Zanzibar .. "	2,027	308	70	34,080	6,380	1,100
Ceylon .. "	25	1,300
India—Bombay .. "
Other British Possessions .. "	..	14	28	12	1	..	200	500	100	22
China Hong Kong .. "	363	339	517	330	520	48,705	52,876	84,410	71,900	90,400
TOTAL, BRITISH EMPIRE .. "	3,654	1,408	1,165	860	553	2,18,185	1,43,726	1,64,250	1,42,817	94,122
Arabian Gulf Ports .. "
China .. "	56	160	334	287	342	19,312	45,580	75,125	61,200	50,650
Tonkin .. "
Other Foreign Countries .. "	10	3	51	..	20	200	80	1,750	..	408
Djibouti .. "
Saigon, &c. .. "
Germany .. "
TOTAL, FOREIGN COUNTRIES .. "	66	163	385	287	362	19,512	45,660	76,875	61,200	51,055
TOTAL, BRITISH EMPIRE AND FOREIGN COUNTRIES .. "	3,720	1,571	1,550	1,147	915	2,37,697	1,89,386	2,41,125	2,04,017	1,45,177
TOTAL FISH (excluding CANNED FISH) .. "	17,956	21,493	12,595	19,219	19,205	4,42,843	4,68,032	3,70,669	4,45,561	3,82,009

No. 8—contd.

Total quantities and value of articles exported—contd.

Articles, and countries of final destination.	Quantities.					Value.				
	1926-27.	1927-28.	1928-29.	1929-30.	1930-31.	1926-27.	1927-28.	1928-29.	1929-30.	1930-31.
FODDER, BRAN AND POLLARDS (excluding OIL-CAKE)—										
<i>Bran and pollard (a) (II-C.)—</i>										
Somaliand Tons	124	134	180	88	162	13,419	13,309	21,538	10,461	12,332
Perim "	3	4	7	4	2	396	483	818	515	274
Other British Possessions "										
TOTAL, BRITISH EMPIRE "	127	138	187	92	164	13,886	13,792	22,356	10,976	12,606
D'jibouti and Obokh "	1	1	3.4	2	1	169	207	324	281	147
Other Foreign Countries "										
TOTAL, FOREIGN COUNTRIES "	1	1	3.4	2	1	169	207	324	281	147
TOTAL, BRITISH EMPIRE AND FOREIGN COUNTRIES "	128	139	190.4	94	165	14,055	13,999	22,680	11,257	12,753
<i>Other Sorts (II-B.)—</i>										
Somaliand "		31					1,140			
Straits Settlements "	19	33				1,038	2,110			
Other British Possessions "	10	7	21	9	11	813	535	1,203	452	561
Egypt "	112					6,962				
Ceylon "	70	39				3,558	2,513			
TOTAL, BRITISH EMPIRE "	211	110	21	9	11	12,371	6,298	1,263	452	561
Egypt "		61	15		30		3,131	1,086		2,169
D'jibouti and Obokh "	115	87	48	42	29	5,705	4,563	2,849	2,662	1,664
Other Foreign Countries "	4	9	26.4	11	25	332	689	1,721	783	996
Arabian Gulf Ports "				15					1,125	
TOTAL, FOREIGN COUNTRIES "	119	167	89.4	68	84	6,037	8,383	5,656	4,570	4,229
TOTAL, BRITISH EMPIRE AND FOREIGN COUNTRIES "	330	287	10.4	77	95	18,408	14,681	6,919	5,022	4,790
TOTAL, FODDER, BRAN AND POLLARDS (excluding OIL-CAKES) "	458	406	300.8	171	260	32,463	28,680	29,599	16,279	17,543
FRUITS AND VEGETABLES—										
FRESH FRUITS AND VEGETABLES—										
<i>Fresh Fruits—</i>										
<i>Coconuts (a-i) (I-B.)—</i>										
Other British Possessions Nos.		100	404	165	50		6	27	24	10
TOTAL, BRITISH EMPIRE "		100	404	165	50		6	27	24	10
Hodeidah "										
Jeddah "										
Other Foreign Countries "	2,273	2,830	2,946	4,969	6,916	240	284	240	415	583
TOTAL, FOREIGN COUNTRIES "	2,273	2,830	2,946	4,969	6,916	240	284	240	415	583
TOTAL, BRITISH EMPIRE AND FOREIGN COUNTRIES "	2,273	2,930	3,350	5,134	6,966	240	290	267	439	593
<i>Others (a-ii) (I-B.)—</i>										
Perim Value							1,286	2,137	2,852	2,398
Somaliand "						1,164	247	868	1,014	631
Other British Possessions "										
TOTAL, BRITISH EMPIRE "						1,164	1,533	3,025	3,866	3,029
D'jibouti and Obokh "							4,108	3,753	6,744	3,869
Hodeidah "										
Mossawah "						1,749	1,825	2,145	2,355	1,762
Other Foreign Countries "										
TOTAL, FOREIGN COUNTRIES "						1,749	5,933	5,898	9,099	5,631
TOTAL, BRITISH EMPIRE AND FOREIGN COUNTRIES "						2,913	7,466	8,923	12,965	8,660
<i>Onions (b-i) (I-B.)—</i>										
British Somaliand Cwt.	619	738	1,027	1,047	832	4,622	5,600	6,810	6,193	4,440
Perim "	279	254	314	317	260	1,935	2,010	2,094	1,991	1,575
Zanzibar "										
Other British Possessions "	124	59	16	5	38	965	390	44	23	200
TOTAL, BRITISH EMPIRE "	1,022	1,051	1,357	1,369	1,130	7,522	8,009	8,948	8,210	6,215

No. 8—contd.

Total quantities and value of articles exported—contd.

Articles, and countries of final destination.	Quantities.					Value.				
	1926-27.	1927-28.	1928-29.	1929-30.	1930-31.	1926-27.	1927-28.	1928-29.	1929-30.	1930-31.
FRUITS AND VEGETABLES—continued.						Rs.	Rs.	Rs.	Rs.	Rs.
FRESH FRUITS AND VEGETABLES—continued.										
<i>Onions—continued.</i>										
Independent Somali Ports. Cwt.	..	299	152	2,242	1,171
German East Africa	305	2,450	..	1,050
Hodeidah	168
D'jibouti	1,080	1,303	904	783	543	7,357	9,025	5,926	4,197	3,125
Arabian Gulf Ports	595	672	782	1,244	872	3,985	4,517	5,485	7,442	4,397
Kas Hofoun	137	..	168	1,249	..	1,010	..
Other Foreign Countries ..	442	223	347	342	425	2,677	1,591	2,407	2,252	2,368
TOTAL, FOREIGN COUNTRIES ..	2,422	2,634	2,353	2,527	1,840	16,469	16,624	16,039	14,901	9,888
TOTAL, BRITISH EMPIRE AND FOREIGN COUNTRIES	3,444	3,685	3,710	3,896	2,970	23,991	26,633	24,987	23,111	16,103
Fresh Vegetables of all kinds (b) (I.B.)—										
Somaliland Value	2,130	2,601	3,364	4,658	3,811
Zanzibar
Perim	2,117	3,389	2,833	2,528	2,130
India—Bombay	2,250	..
Other British Possessions	28	..	20
Mesopotamia	1,100	1,100
TOTAL, BRITISH EMPIRE	4,247	7,090	6,225	9,434	7,061
Mokha
Kamaran	1,368	..	1,316	..
Hodeidah
Italian East Africa
D'jibouti and Obokh	3,879	2,673
Egypt
Mossawah
Arabian Gulf Ports
Dunkali Coast
German East Africa
Other Foreign Countries	1,307	602	1,748	346	744
Jeddah
TOTAL, FOREIGN COUNTRIES	1,307	1,970	1,748	5,541	3,417
TOTAL, BRITISH EMPIRE AND FOREIGN COUNTRIES	5,554	9,060	7,971	14,975	10,478
Fruits and Vegetables: dried, salted, preserved all sorts (I.B.)—										
Egypt Tons
United Kingdom	876	1,29,104
Somaliland	1,855	2,660	997	1,186	..	2,39,793	3,37,766	1,33,967	84,703
Zanzibar	23
Perim	4	25	33	39	41	4,080	3,612	5,085	5,805	3,992
Straits Settlements	61	..	4	1,208	..	1,024
Anglo Egyptian Sudan	95	221	42	243	7,920	14,290	23,728	5,001	28,016
Ceylon
India—Bombay	29	10	13	15	6	46,225	12,746	16,486	22,075	4,605
Other British Possessions ..	2	7	7	3	10	540	1,802	1,494	908	1,019
Kenya Colony	3	1,300
Socotra Island	11	1,664
TOTAL, BRITISH EMPIRE	995	1,992	2,952	1,086	1,486	1,89,075	2,72,243	3,94,147	1,67,756	1,22,335
Mossawah	196	152	257	199	315	29,159	22,547	34,174	26,973	23,815
Dunkali Coast	63	138	179	138	203	8,932	18,375	23,270	18,113	16,880
Independent Somali Ports ..	161	236	324	211	367	21,783	31,519	39,816	27,272	26,160
Italian East Africa	33	72	29	34	49	9,281	14,978	7,608	7,458	7,639
Medi	236	262	344	281	318	36,315	31,061	45,970	36,160	21,940
Confidah	30	65	86	4,250	8,560	5,916
Gaizan	27	347	267	124	466	4,728	43,903	33,715	16,742	30,130
Lohia	144	54	90	150	202	23,375	7,080	11,546	20,044	13,877
Hodeidah	271	1,063	261	658	333	46,544	1,36,278	41,145	93,310	28,831
Fumar, etc.	52	70	147	205	241	9,176	10,174	19,721	27,922	17,962
Mokha	246	374	416	207	1,013	38,397	45,396	54,665	41,960	69,078
Egypt	4	9	1,435	1,492
Jeddah	461	3	5	..	1,650	1,066
D'jibouti and Obokh	159	705	956	689	746	37,881	98,570	1,31,021	93,271	61,607
Arabian Gulf Ports	130	188	191	158	17,272	19,592	26,585	28,195	14,127
Bahrein Islands	4
Java	6
Ras-Hafoon	9	31	30	17	1,046	1,755	5,106	4,599	19,813
Madagascar
Other Foreign Countries ..	6	9	7	15	13	1,433	1,861	1,455	2,362	1,739
TOTAL, FOREIGN COUNTRIES ..	2,055	3,624	3,526	3,281	4,541	3,22,623	4,84,739	4,80,047	4,54,396	3,44,069
TOTAL, BRITISH EMPIRE AND FOREIGN COUNTRIES	3,050	5,616	6,478	4,377	6,027	5,11,697	7,56,982	8,74,194	6,22,152	4,66,404
TOTAL, FRUITS AND VEGETABLES Value	5,44,395	8,00,431	9,16,342	6,73,642	5,02,238

No. 8—contd.

Total quantities and value of articles exported—contd.

Articles and countries of final destination.	Quantities.					Value.				
	1926-27.	1927-28.	1928-29.	1929-30.	1930-31.	1926-27.	1927-28.	1928-29.	1929-30.	1930-31.
						Rs.	Rs.	Rs.	Rs.	Rs.
FURNITURE AND CABINET-WARE (III-G.)—										
Kenya Colony Value	2,100
United Kingdom	4,910	..	1,149	..	1,621
Somaliland	1,425	1,911	1,720
Calcutta	3,200	1,224
Hong Kong	12,000
Burma and Rangoon	1,700	..	3,000
India—Bombay	7,655	..	8,150	1,638	..
Other British Possessions	1,128	548	897	2,017	1,639
TOTAL, BRITISH EMPIRE	28,816	4,559	14,916	6,855	4,484
Arabian Gulf Ports	1,303	3,562	1,753	..	1,657
Hodeidah	1,920
Holland	1,054
Kamaran
Italian East Africa	6,439
Djibouti and Obokh	6,555	11,912	2,868	2,420
United State	10,000
Asiatic Turkey, Levant and Black Sea
Independent Somali Port
Other Foreign Countries	1,382	2,096	3,306	2,654	3,203
France	5,760	..
TOTAL, FOREIGN COUNTRIES	9,124	22,213	18,025	11,282	9,200
TOTAL, BRITISH EMPIRE AND FOREIGN COUNTRIES	37,940	26,772	32,941	18,137	13,684
GLASS AND GLASS-WARE (III-H.)—										
British East Africa (Kenya Colony)	1,530	..	1,200
Egypt	1,000	2,961
Madras	4,398	2,063	2,323	..
Somaliland	4,544
Zanzibar and Pemba
Perim	1,667
India—Bombay
Other British Possessions	2,237	2,605	1,332	2,563	..
TOTAL, BRITISH EMPIRE	8,311	8,003	4,595	4,886	4,628
Kamaran	1,990	2,397	1,764	2,051	..
Konfidah	10,987	7,581	6,092	1,160	2,019
Italian East Africa
Dunkali Coast	9,522	10,166	11,878	11,611	6,112
Arabian Gulf Ports	36,237	27,681	24,044	22,872	16,590
Hodeidah	1,030
Jeddah	4,239	5,258	5,225	8,700	4,467
Mokha	80,030	56,372	37,869	25,506	21,001
Djibouti and Obokh	5,414	3,888	4,095	4,655	5,781
Massowah	1,530	2,788
Egypt	1,150	3,062	2,755
Other Foreign Countries	3,510
Medi
TOTAL, FOREIGN COUNTRIES	1,54,069	1,15,903	93,722	81,085	58,708
TOTAL, BRITISH EMPIRE AND FOREIGN COUNTRIES	1,62,400	1,23,906	98,317	85,971	63,336
GRAIN, PULSE AND FLOUR—										
Barley (I-O.)—										
United Kingdom Tons
Perim
Zanzibar
Other British Possessions
TOTAL, BRITISH EMPIRE
Djibouti and Obokh	46	32	8	7,488	4,652	1,301	..
Massowah
Jeddah
Other Foreign Countries	2	1	2-8	1	3	300	200	354	223	536
TOTAL, FOREIGN COUNTRIES	2	47	34-8	9	3	300	7,688	5,006	1,523	536
TOTAL, BRITISH EMPIRE AND FOREIGN COUNTRIES	2	47	34-8	9	3	300	7,688	5,006	1,523	536

No. 8—contd.

Total quantities and value of articles exported—contd.

Articles, and countries of final destination.	Quantities.					Value.				
	1926-27.	1927-28.	1928-29.	1929-30.	1930-31.	1926-27.	1927-28.	1928-29.	1929-30.	1930-31.
GRAIN, PULSE AND FLOUR— continued. Jowari and Bajra (I.C.)—						Rs.	Rs.	Rs.	Rs.	Rs.
Somaliland Tons	..	393	3,016	661	174	10,183	40,306	4,17,914	1,02,302	19,408
Zanzibar "
Perim "	30	30	81	9	21	3,169	4,453	11,048	1,176	2,035
Bombay "	114	5,338
Suakin and Port Soudan "	18	2,500
Other British Possessions "	..	6	6	7	10	..	930	62	763	1,092
TOTAL, BRITISH EMPIRE .. Tons	162	329	3,097.6	677	205	21,190	51,689	4,29,024	1,04,241	22,535
Kamaram, etc. Tons	..	267	317	10	37,946	44,257	1,400	..
Massowah "	..	11	40	8	1,610	6,350	1,200	..
Dunkali Coast "	..	193	421	19	18	..	29,405	58,830	2,763	1,775
Independent Somali Ports "	343	302	425	129	163	42,664	45,315	50,247	19,194	18,537
Medi "	..	26	491	3,912	64,810
Confidah "	..	28	56	3,790	7,500
Hodeidah "	..	129	422	23	19,475	59,785	3,288	..
Mokha, etc. "	..	34	97	32	33	..	4,466	12,663	4,783	3,160
Arabian Gulf Ports "	2,169	2,991	2,957	4,685	3,608	2,44,447	4,37,974	4,09,421	6,56,537	4,02,901
Lohia "	..	98	10	13,500	1,360
D'jibouti and Obokh "	142	1,232	1,602	771	269	16,111	1,89,963	2,32,597	1,19,879	28,467
Italian East Africa "	12	18	..	8	27	1,336	2,137	..	1,370	3,873
Gaizan "	..	908	897	1,24,509	1,18,750
Ras Hafoon "	76	26	72	63	28	9,800	4,712	9,886	10,403	2,931
Other Foreign Countries "	14	2	1	6	4	1,754	350	192	60	480
Jeddah "	11	29	11	2,128	4,118	1,400
TOTAL, FOREIGN COUNTRIES Tons	2,756	6,260	7,819	5,782.6	4,161	3,16,112	9,19,064	10,85,774	8,24,995	4,03,504
TOTAL, BRITISH EMPIRE AND FOREIGN COUNTRIES Tons	2,918	6,589	10,916.6	6,459.6	4,366	3,37,302	9,70,753	15,14,798	9,29,236	4,86,039
Maize (C.)—										
Bombay Tons	49	6,830
Somaliland "
Other British Possessions "	3	3	34	20	..	22	149
TOTAL, BRITISH EMPIRE .. Tons	49.4	3	3	6,864	20	..	22	149
Italian East Africa Tons	3	1,636	..
D'jibouti "	36	..	3,640	7,060	..	4,634	..
Arabian Gulf Ports "	31	48	..	9	6	740	100	1,461	1,170	531
Other Foreign Countries "	6	1	13
TOTAL, FOREIGN COUNTRIES Tons	37	49	13	48	6	4,380	7,160	1,461	7,440	531
TOTAL, BRITISH EMPIRE AND FOREIGN COUNTRIES .. Tons	86.4	49.2	13	48.3	9	11,244	7,180	1,461	7,462	680
Oats (I.C.)—										
Other British Possessions .. Tons
TOTAL, BRITISH EMPIRE .. Tons
Jeddah Tons
Other Foreign Countries "
TOTAL, FOREIGN COUNTRIES Tons
TOTAL, BRITISH EMPIRE AND FOREIGN COUNTRIES .. Tons
Pulse Beans (I.C.)—										
Somaliland Tons	10	1,405
Other British Possessions "	..	5	3	3	9	243	821	528	839	73
Bombay "	15	2,781
TOTAL, BRITISH POSSESSIONS Tons	16	5	3	3	10.9	3,024	821	528	839	1,478
Other Foreign Countries .. Tons	6	6	5	5	5.6	1,015	1,211	1,003	1,343	692
Arabian Gulf Ports "	19	25	16	16	27	3,701	4,956	3,287	3,091	4,576
Jeddah "	..	11	8	2,270	1,400
TOTAL, FOREIGN COUNTRIES Tons	25	42	29	23	32.6	4,716	8,437	5,690	4,434	5,268
TOTAL, BRITISH EMPIRE AND FOREIGN COUNTRIES .. Tons	41	47	32	26	42.15	7,740	9,258	6,218	5,273	6,746
Pulse, Gram—										
British Somaliland Tons	329	494	416	260	429	50,427	80,632	66,176	46,798	67,870
Other British Possessions "	9	8	1	40	..	98	95	66
Bombay "	68
TOTAL, BRITISH EMPIRE .. Tons	329.3	494.7	416.9	260.8	430	50,467	80,700	66,274	46,893	67,936
Arabian Gulf Ports Tons	12	26	9	6	20	2,319	5,402	1,912	1,116	3,578
D'jibouti "	8	1,909
Hodeidah "	33	29	21	5	6	6,579	5,674	4,183	1,184	1,117
Other Foreign Countries "	2	5	4	5	5	506	1,309	683	1,253	1,019
Confidah "
Kamaram "
TOTAL, FOREIGN COUNTRIES Tons	47	60	42	16	31	9,403	12,385	8,637	3,553	5,714
TOTAL, BRITISH EMPIRE AND FOREIGN COUNTRIES .. Tons	376.3	554.7	458.9	276.8	461	59,870	93,085	74,911	50,446	73,650

No. 8—contd.

Total quantities and value of articles exported—contd.

Articles and countries of final destination.	Quantities.					Value.				
	1926-27.	1927-28.	1928-29.	1929-30.	1930-31.	1926-27.	1927-28.	1928-29.	1929-30.	1930-31.
GRAIN, PULSE AND FLOUR—contd.										
<i>Lentiles (Masur)—</i>										
Other British Possessions .. Tons	2	3	3	2	2	Rs. 527	Rs. 727	Rs. 784	Rs. 743	Rs. 388
TOTAL, BRITISH EMPIRE .. "	2	3	3	2	2	527	727	784	743	388
D'jibouti .. Tons	18	4	9	..	5	3,090	2,115	2,290	..	1,258
Arabian Gulf Port .. "	..	6	1,309
Confidah .. "
Other Foreign Countries .. "	1	1	1	5	2	115	172	250	1,221	368
Reunion .. "
TOTAL, FOREIGN COUNTRIES .. "	14	16	10	5	7	3,205	3,586	2,540	1,221	1,626
TOTAL, BRITISH EMPIRE AND FOREIGN COUNTRIES .. "	16	19	13	7	9	3,732	4,323	3,324	1,964	2,014
<i>Pulse of sorts (I-C.)—</i>										
Bombay .. "	412	379	..	289	287	68,561	60,198	..	36,990	32,190
Somaliland .. "	4	7	..	1,095	1,571	..
Zanzibar .. "	41	5,185
Other British Possessions .. "	1	10	8	4	8	292	1,778	1,833	632	1,503
TOTAL, BRITISH EMPIRE .. "	458	389	8	300	205	75,133	61,976	1,833	39,193	33,693
Mossawah .. Tons
Mokha .. "	8	1,140
Jeddah .. "	..	27	30	..	24	..	2,950	4,960	..	2,330
D'jibouti and Obokh .. "	4	18	25	72	21	1,238	3,882	5,740	12,628	4,546
Arabian Gulf Ports .. "	7	24	1,104	3,274	..
Gaizan .. "
Other Foreign Countries .. "	6	9	3	7	13	1,377	2,214	929	1,580	2,182
Mossawah .. "
TOTAL, FOREIGN COUNTRIES .. "	18	54	65	103	58	3,755	9,046	12,733	17,482	9,088
TOTAL, BRITISH EMPIRE AND FOREIGN COUNTRIES .. "	476	443	73	403	353	78,888	71,022	14,566	56,675	42,781
<i>Rice not in the Husk (I-C.)—</i>										
Bahrain Island .. "
Somaliland .. "	1,782	3,172	5,889	2,690	2,626	4,04,030	7,11,127	12,05,204	4,97,196	3,77,793
Zanzibar .. "	9	7	2,200	1,340	..
Kenya Colony .. "	95	44	49	21,916	9,850	9,002
Perim .. "	84	80	79	97	79	20,484	19,708	17,944	19,101	14,253
Suakin and Port Soudan .. "
Other British Possessions .. "	1	4	..	3	6	222	887	100	632	964
Socotra .. "	13	15	31	2,440	2,706	4,184
Bombay .. "	6	1,100
TOTAL, BRITISH EMPIRE .. "	1,962	3,300	6,036-9	2,812	2,742	4,46,652	7,41,372	12,38,050	5,20,975	3,97,194
Socotra .. Tons	..	8	1,787
Ras Hafoon .. "	98	362	399	467	378	21,517	73,170	78,330	80,414	52,369
Mozambique .. "	..	5	1,400
North Africa, Morocco, etc. .. "
Mossawah .. "	..	9	5	..	2,582	1,125
Dunkali Coast .. "	91	149	161	123	109	19,590	33,476	32,010	24,576	23,006
Independent Somali Ports .. "	1,161	1,446	3,332	2,372	1,970	2,11,876	4,70,041	5,79,539	3,93,100	2,65,003
Italian East Africa .. "	411	595	467	309	166	97,088	1,37,358	1,01,071	57,259	26,901
Confidah .. "	27	75	137	11	47	5,880	16,952	27,980	2,320	6,220
Gaizan .. "	92	130	86	57	86	20,568	29,530	19,237	11,600	14,444
Lohia .. "	56	49	22	6	15	12,624	11,544	4,630	1,180	2,725
Hodeidah .. "	335	494	479	424	281	85,329	1,20,146	1,10,405	87,510	60,398
Kamaran and Fursan .. "	59	168	154	138	109	14,909	39,419	33,532	28,873	18,900
Mokha .. "	161	197	231	193	185	37,620	46,266	48,196	40,161	32,973
Arabian Gulf Ports .. "	1,091	1,835	1,319	1,630	1,325	2,43,065	4,21,387	2,72,481	3,28,063	2,16,919
Muskat .. "	12	22	10	2,646	4,556	1,361
Medi .. "	28	47	56	10	18	5,907	2,251	12,233	2,116	3,055
Jeddah .. "	8	..	15	1,990	..	3,600
D'jibouti and Obokh .. "	646	1,067	818	700	421	1,58,528	2,55,944	1,83,892	1,40,787	72,048
Other Foreign Countries .. "	4	6	4	9	1	1,377	1,380	930	1,659	251
Asiatic Turkey Persian Gulf .. "
TOTAL, FOREIGN COUNTRIES .. "	4,280	6,664	7,680	6,449	5,126	9,40,314	16,79,189	15,08,064	11,97,618	7,87,398
TOTAL, BRITISH EMPIRE AND FOREIGN COUNTRIES .. "	6,242	9,964	13,716-9	9,261	7,868	13,86,966	24,20,561	27,46,114	17,18,593	11,81,532
<i>Rice not in the Husk—Rice Broken (I-C.)—</i>										
British Somaliland .. Tons	..	5	..	1	10	..	707	..	80	1,350
Other British Possessions .. "	80
TOTAL, BRITISH EMPIRE .. "	..	5	..	1	10	80	707	..	80	1,350
Arabian Gulf Ports .. Tons	8	182	1,120	25,707
Independent Somali Ports .. "	109	324	191	176	308	15,401	46,063	28,335	24,080	28,156
Other Foreign Countries .. "	..	4	..	1	8	..	460	15	154	783
Ras Hafoon .. "	12	1,650
TOTAL, FOREIGN COUNTRIES .. "	117	510	20-2	177	316	16,521	72,220	30,000	24,234	28,939
TOTAL, BRITISH EMPIRE AND FOREIGN COUNTRIES .. "	117-5	515	203-2	178	326	16,551	72,927	30,000	24,314	30,289

GENERAL EXPORTS.

No. 8—contd.

Total quantities and value of articles exported—contd.

Articles, and countries of final destination.	Quantities.					Value.				
	1926-27.	1927-28.	1928-29.	1929-30.	1930-31.	1926-27.	1927-28.	1928-29.	1929-30.	1930-31.
GRAIN, PULSE AND FLOUR—contd.										
<i>Wheat (I-C.)—</i>										
Zanzibar Tons	31	40	11	10	7	4,340	9,208	2,958	2,926	1,657
Somaliland "	42	8,460	..
India—Bombay "	1	2	767	180	353	349	396
Other British Possessions "	4	1	2
Suakin and Port Soudan "
TOTAL, BRITISH EMPIRE "	35	41	13	53	9	5,107	9,388	3,311	11,735	2,053
Medi Tons
Jeddah "	10	..	1,649	..	2,878	2,309	..
Hodeidah "	6	..	10
Kamaran "	..	3	1,044
Arabian Gulf Port "	33	54	37	31	40	8,018	14,680	9,770	6,811	7,182
D'jibouti and Obokh "	..	116	16	13	14	..	34,223	4,187	3,696	3,549
Confidah "
Italian East Africa "	6	4	..	5	6	1,812	1,336	..	1,566	1,318
Gaizan "	10	2,363
Other Foreign Countries "	4	6	10	6	9	984	1,680	2,432	1,529	1,659
TOTAL, FOREIGN COUNTRIES "	49	183	83	65	69	12,463	52,863	21,630	15,911	13,708
TOTAL, BRITISH EMPIRE AND FOREIGN COUNTRIES "	84	224	96	118	78	17,570	62,251	24,941	27,646	15,761
<i>Wheat flour (I-C.)—</i>										
Somaliland "	134	222	206	134	119	31,319	49,333	45,081	28,113	17,741
Zanzibar "
Perim "	201	231	171	183	160	49,836	47,402	35,786	36,580	24,395
Anglo Egyptian Soudan "	9	7	..	7	9	2,000	1,578	..	1,360	1,154
Kenya Colony "	53	49	32	14	..	12,815	10,715	7,180	3,030	..
Other British Possessions "	..	2	4	1	3	..	452	956	254	364
Egypt "
TOTAL, BRITISH EMPIRE "	397	511	413	339	291	95,970	1,09,480	89,003	69,337	43,654
Mossawah Tons	15	34	43	..	14	3,250	7,920	9,900	..	1,760
Dunkali Coast "	11	79	130	106	71	2,399	17,335	27,467	21,164	11,292
Italian East Africa "	727	585	380	141	91	1,69,172	1,31,169	84,447	29,644	15,444
Independent Somali Ports "	384	215	98	57	58	89,346	47,836	21,383	12,033	9,074
Jeddah "	78	..	31	34	49	16,890	..	6,200	7,352	7,695
Confidah "	..	5	1,160
Gaizan "	123	170	164	112	88	28,368	38,712	36,276	23,017	13,053
Lohia "	180	146	72	48	30	41,335	33,310	15,749	9,260	4,180
Hodeidah "	546	1,081	1,498	613	184	1,26,759	2,26,952	3,31,328	1,24,000	27,370
Kamaran and Fusan "	80	174	265	202	148	19,160	39,781	57,410	41,218	22,173
Mokha "	260	393	377	291	246	59,333	87,889	80,893	59,440	36,956
Arabian Gulf Ports "	142	263	114	166	241	30,417	58,241	24,071	33,772	36,197
D'jibouti and Obokh "	254	988	655	451	364	58,458	2,18,251	1,43,485	91,003	52,077
Medi "	37	90	172	77	44	8,768	20,298	38,129	14,850	6,420
Other Foreign Countries "	5	2	2	5	3	1,138	452	380	1,058	349
Res Hafun "	147	51	97	139	109	35,040	11,045	20,076	28,301	18,320
Italy "	20	4,460
TOTAL, FOREIGN COUNTRIES "	3,009	4,256	4,098	2,440	1,740	6,94,293	9,40,351	8,97,194	4,96,112	2,62,368
TOTAL, BRITISH EMPIRE AND FOREIGN COUNTRIES "	3,406	4,767	4,511	2,779	2,031	7,90,263	10,49,831	9,86,197	5,65,449	3,06,022
<i>Other sort</i>										
Straits Settlement Tons
Zanzibar "
Egypt "
Somaliland "	3	6	6	4	6	1,170	2,456	2,288	1,542	1,753
Suakin and Port Soudan "
India—Bombay "	..	6	..	75	1,085	..	9,810	..
Other British Possessions "	1	2	2	1	2	212	640	335	227	375
Hong Kong "
TOTAL, BRITISH EMPIRE "	4	14	8	80	8	1,382	4,181	2,623	11,579	2,128
France Tons
Mossawah "
Madagascar "
Hodeidah "
Italian East Africa "
Arabian Gulf Ports "	14	2,517	..
Reunion "
D'jibouti and Obokh "	9	15	14	10	10	3,379	5,215	4,724	3,555	3,127
Jeddah "	14	1,220	..
Muskat "
Mokha "
Other Foreign Countries "	6	5	7	8	5	2,267	1,867	2,106	2,217	1,149
TOTAL, FOREIGN COUNTRIES "	15	20	21	46	15	5,646	7,082	6,830	9,509	4,276
TOTAL, BRITISH EMPIRE AND FOREIGN COUNTRIES "	19	34	29	126	23	7,028	11,263	9,453	21,088	6,404
TOTAL, GRAIN, PULSE AND FLOUR "	13,783-12	23,252-9	30,095-14	19,690-17	15,669-15	27,17,454	47,80,142	54,16,989	34,09,669	21,55,514

No. 8—contd.

Total quantities and value of articles exported—contd.

Articles, and countries of final destination.	Quantities.					Value.				
	1926-27.	1927-28.	1928-29.	1929-30.	1930-31.	1926-27.	1927-28.	1928-29.	1929-30.	1930-31.
						Rs.	Rs.	Rs.	Rs.	Rs.
GUMS AND RESINS—										
<i>Arabic (a) (II-H.)—</i>										
Hong-Kong Cwts.
Somaliland	120	2,800
United Kingdom	92
Anglo Egyptian Sudan	400	2,000
Calcutta	91	63	100	..	198	11,000	..
India—Bombay	2,304	3,220	6,377	5,989	3,450	2,900	1,680	2,500	..	5,100
Other British Possessions	22	47	50	13	82	64,090	77,291	1,66,030	1,90,833	86,864
Straits Settlements	455	910	600	500	2,200
Karachi	81	125	2,200	4,700	..
TOTAL, BRITISH EMPIRE	2,417	3,330	6,680	6,507	3,850	67,445	79,861	1,78,330	2,07,033	96,864
Italy	142	4,850
Egypt	82	101	2,550	3,025	..
Asiatic Turkey, Levant and Black Sea	67	1,850
Moesawah
Turkey in Europe	60	1,200
Trieste	328	149	10,110	4,800
United States
Germany
France	621	183	..	32	44	18,450	4,560	..	1,425	1,320
D'jibouti
Holland
Japan
Mokha	159	155	82	163	2,162	1,882	3,305	..
Other Foreign Countries	29	148	70	..	72	2,716	2,082	1,488	..	1,095
Arabian Gulf Ports	892
TOTAL, FOREIGN COUNTRIES	809	544	234	624	474	22,058	10,004	5,918	17,865	13,915
TOTAL, BRITISH EMPIRE AND FOREIGN COUNTRIES	3,226	3,874	6,914	7,131	4,324	89,503	89,865	1,79,248	2,24,898	1,10,879
Benjamin (b) (II-D.)—										
United Kingdom
Kenya Colony	16	1,155
Other British Possessions	13	24	19	26	23	785	1,005	1,220	1,131	1,195
TOTAL, BRITISH EMPIRE	13	24	35	26	23	785	1,005	2,375	1,131	1,195
Italian East Africa	57	54	77	156	30	3,515	2,940	3,948	3,870	1,972
Kamran	35	89	69	76	64	1,400	4,700	3,190	3,690	3,060
Lohia	63	23	2,860	1,160
D'jibouti and Obokh	165	118	65	42	40	9,813	4,678	4,009	2,285	1,957
Moesawah	23	1,050
Confidah	36	33	45	24	28	1,540	1,240	1,880	1,250	1,170
Hodeidah	214	298	454	141	98	14,118	16,375	23,845	8,200	4,395
Mokha	45	28	49	31	1,341	2,600	1,484	..
Arabian Gulf Ports	23	..	26	2,056	..	1,562	..	1,021
Medi	58	86	61	28	..	2,905	4,530	3,065	1,150	..
Gaizan	49	43	72	60	38	2,080	1,830	3,720	2,930	1,544
Other Foreign Countries	10	40	9	34	50	548	1,744	455	1,622	2,043
Egypt	42	43	51	1,500	2,130	2,390	..
TOTAL, FOREIGN COUNTRIES	732	844	990	643	374	40,335	42,038	51,444	28,871	17,062
TOTAL, BRITISH EMPIRE AND FOREIGN COUNTRIES	745	868	1,025	669	397	41,120	43,043	53,819	30,002	18,257
Olibanum or Frankincense (c) (II-D.)—										
United Kingdom Cwts.	45	34	514	79	215	2,310	1,550	19,970	2,200	6,138
Somaliland	62	1,013
Straits Settlements	66	..	45	654	269	1,100	..	1,030	15,780	5,226
Anglo Egyptian Sudan	1,142	1,206	1,746	1,639	1,329	16,496	21,643	34,528	31,181	20,404
Zanzibar
India—Bombay	116	242	4,600	3,219	4,214	2,400	8,275	1,19,580	60,550	41,675
Other British Possessions	132	36	24	128	101	2,585	617	630	2,133	1,304
Egypt	1,029	42,110
Hongkong	108	..	55	57	..	1,800	..	1,375	1,500	..
TOTAL, BRITISH EMPIRE	2,638	1,580	6,984	5,776	4,328	68,301	33,098	1,77,093	1,13,344	74,747
Turkey in Europe	40	..	60	1,400	..	2,150
Spain
Greece	20	1,000
Turkey, Asiatic, Levant and Black Sea	144	356	340	592	252	2,290	8,175	7,694	12,913	4,689
Austria	1,056	912	21,540
France	5,634	4,083	1,991	1,417	798	1,08,880	1,17,638	55,640	32,400	16,100
Germany	159	633	1,147	1,279	..	4,400	17,350	36,200	85,200	12,200
Holland
Medi
Italy	70	2,400
Roumania
Mokha	122	89	..	4,860	1,120	..
Trieste	2,404	3,930	6,442	8,864	..	66,960	1,04,834	1,72,707	1,76,766

No. 8—contd.

Total quantities and value of articles exported—contd.

Articles, and countries of final destination.	Quantities.					Value.				
	1926-27.	1927-28.	1928-29.	1929-30.	1930-31.	1926-27.	1927-28.	1928-29.	1929-30.	1930-31.
						Rs.	Rs.	Rs.	Rs.	Rs.
GUMS AND RESINS—contd.										
<i>Olibanum or Frankincense (c)</i>										
<i>(II-D.)—</i>										
Massowah Cwts.	1,204	359	501	499	673	20,580	7,565	10,690	9,432	10,236
Jeddah "	..	124	147	91	230	..	2,800	3,308	2,060	4,895
Hodeidah "	66	74	423	143	89	2,727	1,878	10,504	2,372	1,140
Egypt "	..	1,702	2,746	2,354	2,251	..	56,837	84,349	75,805	60,186
Lobia "	118	2,910
Dankali Ports "	656	1,379	941	9,380	36,068	22,465
D'jibouti and Obokh "	2,984	3,770	5,710	3,539	3,525	46,520	76,800	1,26,277	72,743	54,478
Java "	596	300	277	669	121	11,810	7,416	6,780	14,530	1,710
Kamaran "	67	1,569
Independent Somali Port "	83	1,800	..
Italian East Africa "	106	43	101	1,722	1,192	1,677
United States of America "	172	4,015
Other Foreign Countries "	62	183	166	80	134	1,349	3,098	4,261	1,236	3,400
TOTAL, FOREIGN COUNTRIES "	12,974	16,410	18,550	27,277	18,081	2,41,627	4,03,673	4,79,479	4,34,318	3,51,965
TOTAL, BRITISH EMPIRE AND FOREIGN COUNTRIES "	15,612	16,990	25,534	33,053	22,409	3,09,928	4,36,771	6,56,572	5,47,662	4,26,712
<i>Resins (d) (II-D.)—</i>										
Other British Possessions "	..	2	6	4	4	..	40	120	68	85
TOTAL, BRITISH EMPIRE "	..	2	6	4	4	..	40	120	68	85
Massowah "
Hodeidah "	42	1,040
France "
Other Foreign Countries "	35	51	36	59	132	605	1,207	708	1,246	2,152
TOTAL, FOREIGN COUNTRIES "	35	51	78	59	132	605	1,207	1,748	1,246	2,152
TOTAL, BRITISH EMPIRE AND FOREIGN COUNTRIES "	35	53	84	63	136	605	1,247	1,868	1,314	2,237
<i>Other sorts (e) (II-D.)—</i>										
Egypt "	4,739	2,03,947
K. and Kathiawar "	95	1,700
United Kingdom "	253	167	334	247	106	6,690	8,090	25,978	11,235	4,250
Somaliland "	65	99	..	985	..	1,137	1,386	..	12,953	..
Anglo Egyptian Sudan "	..	142	320	195	62	..	2,209	6,890	2,807	1,220
India—Bombay "	2,185	1,148	3,348	5,816	1,188	40,185	31,140	1,19,768	1,37,305	24,115
Calcutta "	42	1,200
Other British Possessions "	63	121	50	76	237	890	1,655	654	1,053	2,689
Hongkong "	387	74	523	323	134	7,130	1,600	13,600	10,450	2,000
Kenya Colony "	45	48	1,245	1,340	..
TOTAL, BRITISH EMPIRE "	7,734	1,751	4,620	7,630	1,822	2,61,179	46,080	1,68,135	1,76,943	35,974
Italian East Africa "	..	97	1,995
Egypt "	..	6,810	7,692	6,506	6,518	..	2,36,880	2,75,349	2,39,593	2,33,999
Java "	63	1,680
China "	150	5,800
France "	..	156	244	286	181	..	10,455	16,470	17,130	6,080
Austria "
Germany "	76	23	..	205	169	4,000	1,200	..	12,000	8,214
Medi "	70	102	192	170	58	1,550	2,853	4,137	5,630	1,070
Massowah "	35	..	117	62	87	1,008	..	3,745	1,649	1,325
United States of America "	272	155	448	494	298	12,479	9,971	31,960	23,090	9,650
Jeddah "	45	171	128	58	..	1,885	6,137	4,095	1,870	..
Confidah "	91	93	107	119	165	2,833	2,620	2,134	3,840	3,802
Gaizan "	71	..	109	40	..	1,966	..	2,051	1,396	..
Italy "	21	22	1,500	1,200
Hodeidah "	665	748	1,061	768	867	16,707	23,926	32,953	20,304	16,343
Mokha "	264	334	381	536	518	3,230	3,805	5,298	7,062	5,624
Kamaran "	101	88	60	123	178	2,411	2,808	1,745	4,408	4,204
D'jibouti and Obokh "	1,865	600	2,643	1,867	2,040	21,333	32,199	38,544	25,440	19,469
Arabian Gulf Ports "
Other Foreign Countries "	119	83	123	103	181	3,047	2,399	2,052	1,742	3,242
Asiatic Turkey, Levant and Black Sea "	50	39	1,200	1,110
Trieste "	..	178	260	203	46	..	6,000	13,844	8,600	2,700
Independent Somali Ports "	22	1,200
TOTAL, FOREIGN COUNTRIES "	3,724	11,638	13,650	11,551	11,617	78,648	3,43,248	4,37,262	3,75,254	3,23,832
TOTAL, BRITISH EMPIRE AND FOREIGN COUNTRIES "	11,458	13,389	16,270	19,181	13,439	3,34,827	3,89,328	6,05,397	5,52,197	3,59,806
TOTAL, GUMS AND RESINS "	31,076	35,174	49,827	60,097	40,705	7,75,983	9,60,254	14,96,904	13,56,073	9,17,891
HARDWARE AND CUTLERY, INCLUDING PLATED WARE (III-D.)—										
K. and Kathiawar Value	1,120
United Kingdom "	12,189	5,435	6,024	4,520	7,634
Somaliland "	45,197	43,218	19,651	14,975	19,228
Zanzibar and Pemba "	1,060	4,443	..	12,255	10,005
Perim "	5,819	5,231	2,263	1,413	1,866
Anglo Egyptian Sudan "	1,600	5,270	1,429	19,613	32,825
India—Bombay "	5,960	6,313	15,598	23,965	14,266
India—Karachi "	1,788
Other British Possessions "	630	1,234	1,341	1,695	753
Egypt "	3,082
Mesopotamia "
Kenya Colony "	1,000	2,345	1,780	4,500	13,232
Straits Settlements "	3,500	1,400	..	1,000	..
TOTAL, BRITISH EMPIRE "	80,037	74,889	48,086	83,936	1,02,687
Kamaran, etc. "	5,813	9,292	12,857	7,327	9,086
Belgium "
Bahrain Islands "
Germany "	10,071	8,130	7,436	12,445	5,525
Holland "
Lobia "	1,752	1,299

Total quantities and value of articles exported—contd.

Articles, and countries of final destination.	Quantities.					Value.				
	1926-27.	1927-28.	1928-29.	1929-30.	1930-31.	1926-27.	1927-28.	1928-29.	1929-30.	1930-31.
HARDWARE AND CUTLERY, INCLUDING PLATED WARE (III-D.)—continued.						Ra.	Ra.	Ra.	Ra.	Ra.
Egypt	14,763	24,967	16,768	25,810
Massowah	5,061	8,790	16,056	12,635	6,046
Independent Somali Ports	7,800	12,383	4,928	1,616	3,082
Italian East Africa	25,749	25,849	15,872	11,143	8,492
Dunkali Coast	2,363	3,717	2,423	2,961	1,650
Jeddah	10,573	9,783	3,463
Muskat
Confidah	3,009	2,960	2,398
Hodeidah	29,510	32,046	40,139	37,034	22,422
Mokha	11,297	16,111	10,376	10,754	5,327
Arabian Gulf Ports	75,513	55,523	38,109	39,405	26,364
Medi	1,195	2,084	1,752	1,565	..
Asiatic Turkey Persian Gulf
Djibouti and Obokh	1,05,839	1,26,828	84,224	51,517	29,460
Gaizan	6,367	6,566	2,640	5,349	4,274
Other Foreign Countries	1,832	310	1,400	2,437	2,218
Ras Hafun	1,990	6,775	2,981	1,911	2,901
TOTAL, FOREIGN COUNTRIES						3,05,734	3,43,209	2,71,521	2,14,867	1,52,655
TOTAL, BRITISH EMPIRE AND FOREIGN COUNTRIES						3,85,771	4,18,098	3,19,607	2,98,803	2,55,342
HIDES AND SKINS RAW—										
HIDES, RAW—										
Cow Hides (b) (II-E.)—										
Madras	Tons & Nos. 16 3,140	77 15,440	67 13,920	28 5,660	16 3,200	6,900	56,275	34,621	15,600	8,350
Egypt	Tons & Nos.
United Kingdom	Tons & Nos. 40 8,020	93 18,520	95 19,040	14 2,880	24 4,880	41,438	1,25,284	1,57,565	14,775	4,260
Australia	Tons & Nos.
India—Bombay	Tons & Nos. 36 7,180	60 12,040	54 10,800	205 49,940	28 5,600	14,586	36,033	38,655	1,54,515	15,200
Other British Possessions	Tons & Nos. 1 280	20 20	1/20 2	4 40	9 93	521	100	6	72	132
TOTAL, BRITISH EMPIRE	Tons & Nos. 93 18,620	230.2 46,620	216 1/20 43,762	247.4 49,520	68.9 13,773	63,445	2,17,692	2,30,847	1,84,962	27,942
Austria	Tons & Nos.
France	Tons & Nos. 312 62,460	527 1,05,380	623 124,520	91 18,280	100 20,040	2,37,140	3,86,260	5,23,186	84,830	50,770
Germany	Tons & Nos. 14 2,760	57 11,460	25 5,000	6,750	55,260	9,300	..	4,500
Belgium	Tons & Nos. 6 1,200	3 500	6,060	1,560
Holland	Tons & Nos.	2,450	..	6,600	..
Italy	Tons & Nos. 125 24,980	146 29,220	297 59,400	54 10,800	49 9,720	93,450	1,49,490	2,99,360	42,400	15,950
Spain	Tons & Nos.
Turkey in Europe	Tons & Nos. 25 4,960	16 3,160	8 1,500	5 940	33 6,560	25,500	14,700	8,000	6,100	18,575
Djibouti	Tons & Nos. 10 1,880	9 1,820	11 2,260	32 6,304	5 1,020	7,912	4,652	7,600	28,650	2,125
Egypt	Tons & Nos.	22 4,420	6 1,100	40 8,040	..	21,010	..	2,900	20,595
United States	Tons & Nos.	3 580	3 520	5,750	1,930
Trieste	Tons & Nos.	5 1,000	14 2,780	28 5,500	2,500	11,800	11,690
Turkey in Asia	Tons & Nos. 5 1,000	6,200
Asiatic Turkey, Levant and Black Sea	Tons & Nos. 3 600	14 2,800	2 300	58 11,540	2,000	..	13,000	1,000	32,380

Total quantities and value of articles exported—contd.

Articles, and countries of final destination.	Quantities.					Value.				
	1926-27.	1927-28.	1928-29.	1929-30.	1930-31.	1926-27.	1927-28.	1928-29.	1929-30.	1930-31.
HIDES AND SKINS, RAW—continued.						Rs.	Rs.	Rs.	Rs.	Rs.
HIDES, RAW—continued. †										
Oxen Hides (b) (II-E)—contd.										
Japan	Tons & Nos.	2	1,000
Massowah	Tons & Nos.	300	1,300
Sweden	Tons & Nos.	2
.. .. .	Tons & Nos.	400
.. .. .	Tons & Nos.
Greece	Tons & Nos.	1	..	3	10	3	1,100	..	2,700	8,300
.. .. .	Tons & Nos.	260	..	580	1,900	560	1,500
China	Tons & Nos.	2	1,003	..
.. .. .	Tons & Nos.	320
Independent Somali Ports	Tons & Nos.
Other Foreign Countries	Tons & Nos.	2	..	3	4	1	988	..	1,072	1,200
.. .. .	Tons & Nos.	300	..	600	760	200	436
TOTAL, FOREIGN COUNTRIES	Tons & Nos.	503	788	994	225	317	3,87,100	6,42,072	8,70,548	1,95,080
.. .. .	Tons & Nos.	100,400	1,57,340	198,580	44,464	63,180	1,34,021
TOTAL, BRITISH EMPIRE AND FOREIGN COUNTRIES	Tons & Nos.	596	1,018-2	1-2101/20	472-4	385-9	4,50,545	8,59,764	11,01,395	3,80,042
.. .. .	Tons & Nos.	119,020	203,360	242,342	93,984	76,053	1,61,963
Calf Skins (c) (II-E)—										
United Kingdom	Tons & Nos.
Other British Possessions	Tons & Nos.	2	330
Madras	Tons & Nos.	15	17	42	33	19	7,900	18,500	29,550	14,800
.. .. .	Tons & Nos.	5,800	6,680	16,780	13,040	7,660	7,850
Bombay	Tons & Nos.	44	13	22,625
.. .. .	Tons & Nos.	17,520	5,000	4,900
TOTAL, BRITISH EMPIRE	Tons & Nos.	15	26	42	77	32	7,900	18,830	29,550	37,425
.. .. .	Tons & Nos.	5,800	6,680	16,780	30,560	12,660	12,750
United States	Tons & Nos.	11	7,000
.. .. .	Tons & Nos.	4,280
France	Tons & Nos.	2	2,500
.. .. .	Tons & Nos.	840
Italy	Tons & Nos.	5	15	2,500	4,750
.. .. .	Tons & Nos.	1,800	6,000
Germany	Tons & Nos.	5	19	2,100	8,575
.. .. .	Tons & Nos.	1,320	7,400
Other Foreign Countries	Tons & Nos.	1-5	320
.. .. .	Tons & Nos.	500
TOTAL, FOREIGN COUNTRIES.	Tons & Nos.	12	30	16-5	7,100	15,575	..	5,070
.. .. .	Tons & Nos.	4,460	11,680	6,500
TOTAL, BRITISH EMPIRE AND FOREIGN COUNTRIES.	Tons & Nos.	27	56	42	77	48-5	15,000	34,405	29,550	37,425
.. .. .	Tons & Nos.	10,260	18,540	16,780	30,560	19,160	17,820
Others (d) (II-E)—										
United Kingdom	Tons & Nos.
India—Bombay	Tons & Nos.	10	17	3,125	6,490	..
.. .. .	Tons & Nos.	1,920	3,300
Other British Possession	Tons & Nos.	2	5	200	1,100
.. .. .	Tons & Nos.	40	1,080
Madras	Tons & Nos.	25	7,925
.. .. .	Tons & Nos.	5,000
TOTAL, BRITISH EMPIRE	Tons & Nos.	2	5	35	17	..	200	1,100	11,050	6,490
.. .. .	Tons & Nos.	40	1,080	6,920	3,300

Total quantities and value of articles exported—*contd.*

822

Articles, and countries of final destination.	Quantities.					Value.				
	1926-27.	1927-28.	1928-29.	1929-30.	1930-31.	1926-27.	1927-28.	1928-29.	1929-30.	1930-31.
HIDES AND SKINS, RAW—<i>continued.</i>										
HIDES RAW—<i>continued.</i>										
Others (a) (II-E.)—<i>continued.</i>										
France ..	Tons & Nos.
Egypt ..	Tons & Nos.	3	1,950	..
Austria ..	Tons & Nos.	640
Holland ..	Tons & Nos.	2
Greece ..	Tons & Nos.	300	3	1,500
Turkey in Europe ..	Tons & Nos.	520	2,200
Germany ..	Tons & Nos.
Spain ..	Tons & Nos.
Other Foreign Countries	Tons & Nos.	..	20	1	8	..	28	230	1,698	40
Massowah ..	Tons & Nos.
TOTAL, FOREIGN COUNTRIES.	Tons & Nos.	..	20	6	11	..	28	3,930	3,648	40
TOTAL, BRITISH EMPIRE AND FOREIGN COUNTRIES.	Tons & Nos.	40	5-2	41	28	200	1,128	14,980	10,138	40
TOTAL, HIDES, RAW.	Tons & Nos.	823-4	1,079-4	1,293 1/20	577-4	434	4,65,745	8,95,297	11,45,925	4,27,605
SKINS, RAW—										
Goat Skins (a) (II-E.)—										
United Kingdom	Tons & Nos.	266	413	261	148	6	4,89,814	8,12,428	4,95,690	2,55,110
Australia ..	Tons & Nos.	425,420	660,900	417,700	237,440	9,548	9,250
Madras ..	Tons & Nos.	7,200
India—Bombay	Tons & Nos.	64	43	122	7	..	1,27,464	90,630	1,20,220	8,800
Anglo-Egyptian Soudan ..	Tons & Nos.	101,990	68,660	194,720	11,100	..	2,75,800	1,12,650	2,54,195	80,000
Other British Possessions	Tons & Nos.	177	112	225	70
Italy ..	Tons & Nos.	282,800	179,000	395,540	112,580	1,000	..
Philippine Island ..	Tons & Nos.	1/20	720
Austria ..	Tons & Nos.	100	90	50
France ..	Tons & Nos.	512-1	568	608	225-10	13	9,02,418	10,15,708	8,70,165	3,45,020
Massowah ..	Tons & Nos.	817,480	908,560	971,960	361,940	21,088	12,510
Germany ..	Tons & Nos.	..	5	12	3	..	4,350	7,500	19,700	2,930
United States ..	Tons & Nos.	3,840	8,700	19,080	4,300
Trieste ..	Tons & Nos.
Holland ..	Tons & Nos.
Spain ..	Tons & Nos.	939	1,282	1,144	647	768	16,93,231	25,41,762	23,60,764	13,70,929
Belgium ..	Tons & Nos.	1,501,780	2,060,680	1,830,000	1,035,820	12,28,900	..	1,09,410	46,100	12,194
Djibouti ..	Tons & Nos.	97,380	49,640	13,000
Other Foreign Countries ..	Tons & Nos.	..	8	22	11	44	..	17,230	37,500	7,930
France ..	Tons & Nos.	..	13,040	35,400	18,240	69,600	24,667
Germany ..	Tons & Nos.	868	926	1,464	1,315	846	16,59,845	19,36,881	29,65,738	25,95,101
Italy ..	Tons & Nos.	1,389,540	1,481,020	2,341,560	2,104,600	13,54,020	13,29,740
Spain ..	Tons & Nos.	1	3,300
Holland ..	Tons & Nos.	2,100
Belgium ..	Tons & Nos.	3	..	1	..	6,690	..	2,000
France ..	Tons & Nos.	..	6	5,320	..	1,360
Germany ..	Tons & Nos.	4	4,000	8,300
Italy ..	Tons & Nos.	6,400	9,980	..	8	24	13,000	..	64,338	16,700
Belgium ..	Tons & Nos.	7	..	29	57,650
Djibouti ..	Tons & Nos.	10,580	..	46,490	12,000	39,000
Other Foreign Countries ..	Tons & Nos.	1	3	4	12	4	1,700	3,550	5,550	18,150
France ..	Tons & Nos.	1,760	4,320	6,529	18,920	6,660	4,235
Germany ..	Tons & Nos.	1	..	71-20	-10	1	1,020	170	339	853
Italy ..	Tons & Nos.	580	320	589	827	900	846

No. 8—contd.
General quantities and value of articles exported—contd.

824

Articles, and countries of final destination.	Quantities.					Value.				
	1926-27.	1927-28.	1928-29.	1929-30.	1930-31.	1926-27.	1927-28.	1928-29.	1929-30.	1930-31.
HIDES AND SKINS, RAW—continued.										
SKINS, RAW—continued.										
Other kinds (c) (II-E)—										
Other British Possessions.	Tons & Nos.	1/20	30
TOTAL, BRITISH EMPIRE	Tons & Nos.	2.4	9 1/2/20	18	18	8	21,384	37,377	62,762	36,883
Spain ..	Tons & Nos.
France ..	Tons & Nos.	25	26	21	36	11	1,15,250	2,08,100	1,80,480	1,58,200
Germany ..	Tons & Nos.	258,940	263,580	214,100	3,84,060	111,600	..	16,436	11,810	22,640
Belgium ..	Tons & Nos.	..	41,640	16,880	93,980	..	3,600
Austria ..	Tons & Nos.	9,600
United States ..	Tons & Nos.	..	1	—3	..	1	..	12,000	3,289	..
Other Foreign Countries.	Tons & Nos.	3/20	13,400	1,340	..	7,220	2,736
Italy ..	Tons & Nos.	2,400	100	40	500	6,300	900	50	500	330
TOTAL, FOREIGN COUNTRIES.	Tons & Nos.	26.5	38 1/2/20	23.4	46—1	13	1,19,750	2,49,586	1,96,079	1,87,330
TOTAL, BRITISH EMPIRE AND FOREIGN COUNTRIES.	Tons & Nos.	28.9	47 1/2/20	41.4	64—1	21	1,41,134	2,86,963	2,58,881	2,23,713
TOTAL, SKINS	Tons & Nos.	3,885-17	4,905 4/11 1/20	5,888 1/20	3,803—7	2,526-18	80,44,621	1,03,82,492	1,17,98,555	78,36,558
TOTAL, HIDES AND SKINS.	Tons & Nos.	4,509-1	5,984 8/11 1/20	7,181 1/20	4,380—11	2,960-18	85,10,866	1,12,77,789	1,29,44,480	82,64,163
Cutting of Hides and Skins, Raw (II-E)—										
Indian—Bombay ..	Tons	..	1	..	5	3,650	..
Other British Possessions ..	Tons	3/20	—1	—8	60	386	..	14
TOTAL, BRITISH EMPIRE	Tons	3/20	1	..	5—1	—8	60	386	..	3,664
Independent Small Ports ..	Tons	5	6	5	6	7-7	1,373	2,231	1,413	1,781
Djibouti and Obokh ..	Tons	3	..	4	2,775	..	2,251	..
United States of America ..	Tons
Other Foreign Countries ..	Tons	2/20	1	—3	—1	—5	102	378	60	7
TOTAL, FOREIGN COUNTRIES	Tons	8.9	7	9—3	6—1	7—12	4,250	2,609	3,724	1,788
TOTAL, BRITISH EMPIRE AND FOREIGN COUNTRIES	Tons	8-11	8	9—3	11—2	8	4,310	2,995	3,724	5,452
HORNS, TIPS AND PIECES OF HORN, AND HORNMEAL (II-S)—										
India—Bombay ..	Cwt.
United Kingdom ..	Cwt.
Other British Possessions ..	Cwt.
TOTAL, BRITISH EMPIRE	Cwt.
Jeddah ..	Cwt.
Germany ..	Cwt.
Other Foreign Countries ..	Cwt.
TOTAL, FOREIGN COUNTRIES	Cwt.
TOTAL, BRITISH EMPIRE AND FOREIGN COUNTRIES	Cwt.
INSTRUMENTS, APPARATUS, AND APPLIANCES, AND PARTS THEREOF—										
Musical (a) (III-D)—										
United Kingdom ..	Value	1,000
Somaliland ..	Value
India—Bombay ..	Value
Karachi ..	Value
Other British Possessions ..	Value	50	530	801	421
TOTAL, BRITISH EMPIRE	Value	50	1,530	801	421
Djibouti ..	Value	4,858	3,048
Hodada ..	Value	1,839
Other Foreign Countries ..	Value	55	1,055	995	1,495
TOTAL, FOREIGN COUNTRIES	Value	55	1,055	5,853	6,382
TOTAL, BRITISH EMPIRE AND FOREIGN COUNTRIES	Value	50	55	2,585	6,654
Other Kind (b) (III D)—										
Egypt ..	Value	2,047
Straits Settlements ..	Value
India—Bombay ..	Value	11,261	7,715	2,571
Zanzibar ..	Value	1,103	..
Kenya Colony ..	Value	2,500
British Somaliland ..	Value	1,522	1,989
United Kingdom ..	Value	6,647	6,797	13,494	..
Perim ..	Value	1,062	2,537
Other British Possessions ..	Value	722	2,583	2,092	2,789
Mauritius ..	Value	1,090
TOTAL, BRITISH EMPIRE	Value	9,953	22,689	24,404	13,476
TOTAL, BRITISH EMPIRE AND FOREIGN COUNTRIES	Value	9,953	22,689	24,404	13,476

Articles, and countries of final destination.	Quantities.					Value.				
	1926-27.	1927-28.	1928-29.	1929-30.	1930-31.	1926-27.	1927-28.	1928-29.	1929-30.	1930-31.
INSTRUMENTS, APPARATUS, AND APPLIANCES, AND PARTS THEREOF—contd.						Rs.	Rs.	Rs.	Rs.	Rs.
<i>Other kinds (b) (III-D)—</i>										
Egypt .. Value	1,000	1,250
Ras-Hafoc	1,820
Turkey in Europe	3,714
Ascension Island	9,670	9,674	7,492
Djibouti and Obokh	11,634	3,455	16,995	2,969
Arabian Gulf Ports	3,970	2,470	24,411	4,973	11,649
Kamaran	7,480	5,914	1,315	2,200	..
Jeddah	1,939	1,530	1,892
Gaizan	1,362	2,384
Mozambique
Hodeidah
Other Foreign Countries	2,195	2,623	2,144
TOTAL, FOREIGN COUNTRIES	13,645	22,641	38,477	37,784	27,536
TOTAL, BRITISH EMPIRE AND FOREIGN COUNTRIES	23,598	45,329	62,881	51,210	38,016
TOTAL INSTRUMENTS	23,648	45,384	65,406	57,984	44,619
IVORY—										
<i>Unmanufactured (II-S)—</i>										
United Kingdom .. Lbs.	16,128	5,158	14,560	8,400	1,568	1,03,400	32,267	93,200	53,100	8,480
India—Bombay	224	..	2,128	616	..	2,000	..	7,000	2,050
Other British Possessions ..	140	700
TOTAL, BRITISH EMPIRE ..	16,268	5,382	14,560	10,528	2,184	1,04,100	34,267	93,200	60,100	10,530
Djibouti .. Lbs.
China
United States
Belgium
Italian East Africa
Other Foreign Countries
TOTAL, FOREIGN COUNTRIES
TOTAL, BRITISH EMPIRE AND FOREIGN COUNTRIES ..	16,268	5,382	14,560	10,528	2,184	1,04,100	34,267	93,200	60,100	10,530
<i>Manufactured (III-V)—</i>										
Bombay .. Value
Gibraltar
Other British Possessions	800
TOTAL, BRITISH EMPIRE	800
Other Foreign Countries	416	..
TOTAL, FOREIGN COUNTRIES	416	..
TOTAL, BRITISH EMPIRE AND FOREIGN COUNTRIES	360	416	..
JEWELLERY excluding IMITATION AND PEARLS, UNSET ALSO PLATE OF GOLD AND SILVER—										
<i>Jewellery (a) (II-Y)—</i>										
United Kingdom .. Value
British Somaliland	1,060
Zanzibar	8,000
India—Bombay	2,000
Karachi
Gibraltar
Other British Possessions	380
TOTAL, BRITISH EMPIRE	2,380	..	9,060
Hodeidah .. Value
Djibouti and Obokh
Other Foreign Countries	1,166
TOTAL, FOREIGN COUNTRIES	1,166
TOTAL, BRITISH EMPIRE AND FOREIGN COUNTRIES	3,546	..	9,060
<i>Plate of Gold and Silver (b) (III-V)—</i>										
United Kingdom .. Value	1,500	1,060
India—Bombay	753	235
Other British Possessions	1,400
Karachi
TOTAL, BRITISH EMPIRE	1,500	2,153	1,295
Arabian Gulf Ports .. Value
Djibouti	1,050	1,500	..	23,050
Other Foreign Countries	700	403
TOTAL, FOREIGN COUNTRIES	700	1,453	1,500	..	23,050
TOTAL, BRITISH EMPIRE AND FOREIGN COUNTRIES	2,200	3,603	1,500	..	24,345
TOTAL, VALUE OF JEWELLERY, ETC., ALSO PLATE OF GOLD AND SILVER	2,200	3,603	5,046	..	33,405
LAC—										
<i>Of Kinds (II-D)—</i>										
Other British Possessions .. Cwt.
TOTAL, BRITISH EMPIRE
Other Foreign Countries	58
TOTAL, FOREIGN COUNTRIES	58
TOTAL, BRITISH EMPIRE AND FOREIGN COUNTRIES	58

827

No. 8—contd.

Total quantities and value of articles exported—contd.

Articles, and countries of final destination.	Quantities.					Value.				
	1926-27.	1927-28.	1928-29.	1929-30.	1930-31.	1926-27.	1927-28.	1928-29.	1929-30.	1930-31.
						Rs.	Rs.	Rs.	Rs.	Rs.
LEATHERS—contd.										
<i>Skins, Tanned or Dressed—contd.</i>										
<i>Sheep, Skins (a) (III-1)—contd.</i>										
Djibouti ..	Tons & Nos.
Italy ..	Tons & Nos.
Massowah ..	Tons & Nos.
Other Foreign Countries ..	Tons & Nos.
TOTAL, FOREIGN COUNTRIES	Tons & Nos.
TOTAL, BRITISH EMPIRE AND FOREIGN COUNTRIES	Tons & Nos.
<i>Other Skins (c) (III-1)—</i>										
Straits Settlements ..	Tons & Nos.
Other British Possessions ..	Tons & Nos.	..	1/20	1/20	50	300	..	30
TOTAL, BRITISH EMPIRE	Tons & Nos.	..	1/20	1/20	50	300	..	30
Djibouti and Obokh ..	Tons & Nos.	1/20	1/20	—2	..	3,860	3,770	1,995
Other Foreign Countries ..	Tons & Nos.	1/20	1/20	—2	—2	900	22	..	670	680
TOTAL, FOREIGN COUNTRIES	Tons & Nos.	1/20	1/20	—2	—2	4,260	3,792	1,995	670	680
TOTAL, BRITISH EMPIRE AND FOREIGN COUNTRIES	Tons & Nos.	1/20	1/20	—2	—2	4,260	3,842	2,205	670	710
TOTAL, SKINS, TANNED OR DRESSED.	Tons & Nos.	1/20	1/20	—2	—2	4,780	3,842	4,095	670	710
TOTAL, HIDES AND SKINS, TANNED OR DRESSED	Tons & Nos.	1/20	1/20	—2	..	5,065	3,842	4,095	670	..
<i>Unwrought (III-1)—</i>										
Other British Possessions ..	Cwt.
TOTAL, BRITISH EMPIRE	Cwt.
Djibouti ..	Cwt.
Other Foreign Countries ..	Cwt.
TOTAL, FOREIGN COUNTRIES	Cwt.
TOTAL, BRITISH EMPIRE AND FOREIGN COUNTRIES	Cwt.
<i>Bags, trunks and travelling requisites—</i>										
Other British Possessions Value	Value	65	..
TOTAL, BRITISH EMPIRE	Value	65	..
Other Foreign Countries ..	Value	80	75	80
TOTAL, FOREIGN COUNTRIES	Value	80	75	80
TOTAL, BRITISH EMPIRE AND FOREIGN COUNTRIES	Value	80	140	80
<i>Manufactures (excluding boots and shoes)—</i>										
<i>Saddlery and Harness (a) (III-1)—</i>										
Somaliand ..	Value
Zanzibar and Pemba ..	Value
Other British Possessions ..	Value	125	200	271	264	670
TOTAL, BRITISH EMPIRE	Value	125	200	271	264	670
Djibouti and Obokh ..	Value	1,050	3,170
Other Foreign Countries ..	Value	114	300	578	475	161
Gaizan ..	Value
TOTAL, FOREIGN COUNTRIES	Value	1,164	3,470	578	475	161
TOTAL, BRITISH EMPIRE AND FOREIGN COUNTRIES	Value	1,289	3,670	844	739	831

No. 8—contd.

Total quantities and value of articles exported—contd.

Articles, and countries of final destination.	Quantities.					Value.				
	1926-27.	1927-28.	1928-29.	1929-30.	1930-31.	1926-27.	1927-28.	1928-29.	1929-30.	1930-31.
LEATHER—contd.										
<i>Other Sorts (b) (III-D)—</i>						Rs.	Rs.	Rs.	Rs.	Rs.
India—Bombay Value
Perim
Other British Possessions	380	1,008	204	170	70
TOTAL, BRITISH POSSESSIONS						380	1,008	204	170	70
Kamran Value
Djibouti and Obokh	1,220	2,160	1,480	1,117	1,085
Italian E. Africa
Massowah
Other Foreign Countries	1,370	1,200	1,640	1,648	1,527
TOTAL, FOREIGN COUNTRIES						2,590	3,360	4,726	2,765	2,612
TOTAL, BRITISH EMPIRE AND FOREIGN COUNTRIES						2,970	4,368	4,930	2,935	2,682
TOTAL, LEATHER						9,324	11,880	9,949	4,494	4,368
LIQUORS—										
<i>Spirits (I-D)—</i>										
Bombay Gals.
Somaliland	664	238	257	249	298	10,080	5,334	5,565	4,004	3,454
Zanzibar
Perim	404	299	308	247	509	6,708	5,582	5,376	4,801	5,742
Karachi	200	6,000
United Kingdom
Other British Possessions	25	..	58	60	..	1,276
TOTAL, BRITISH EMPIRE	1,293	537	623	496	805	22,796	10,916	12,217	8,805	9,196
Kamran and Fursan	150	111	103	146	..	3,075	1,835	1,991	1,599
Italian East Africa	59	1,686
Hodeidah
Djibouti and Obokh
France	176	1,362
Turkey in Asia
Arabian Gulf Ports	200	1,010
Massowah	68	1,700	..
Other Foreign Countries	191	25	95	49	309	1,528	420	645	379	979
TOTAL, FOREIGN COUNTRIES	191	434	382	220	455	1,528	6,191	3,842	4,070	2,578
TOTAL, BRITISH EMPIRE AND FOREIGN COUNTRIES	1,484	971	1,005	716	1,260	24,324	17,107	16,059	12,875	11,774
<i>Other Sorts of Liquors (I-F)—</i>										
Somaliland	1,023	1,276	724	937	919	5,679	6,853	3,623	2,782	3,097
Perim	1,927	1,501	1,418	2,170	2,938	5,939	6,345	5,754	7,905	7,275
Zanzibar
India—Bombay
Other British Possessions	20	..	535	250	..	970
Calcutta
TOTAL, BRITISH EMPIRE	2,970	2,777	2,677	3,107	3,857	11,868	13,198	10,347	10,687	10,372
Kamran and Fursan	496	609	459	604	..	3,254	2,510	1,679	1,720
Egypt	52	3,600
Djibouti and Obokh	86	104	..	1,122	1,046
Hodeidah
Other Foreign Countries	98	..	73	65	98	1,071	..	602	582	434
Asiatic Turkey Levant and Black Sea
TOTAL, FOREIGN COUNTRIES	98	582	734	524	804	1,071	4,376	6,712	2,261	3,200
TOTAL, BRITISH EMPIRE AND FOREIGN COUNTRIES	3,068	3,359	3,411	3,631	4,661	12,939	17,574	17,059	12,948	13,572
TOTAL OF LIQUORS	4,552	4,330	4,416	4,347	5,921	37,263	34,681	33,118	25,923	25,316
MACHINERY AND MILLWORK OF ALL KINDS (III-J)—										
Calcutta Value	10,850	..	7,095
Natal	1,729	1,640	1,985
British Somaliland	1,291	1,378
United Kingdom	1,906	6,944	6,107	1,475	17,328
Ascension Island	1,771	..
Mesopotami	1,500
Kenya Colony	1,500	1,227	2,780	..
Perim	2,480
India—Bombay	2,048	1,470	1,104	1,01,590
Other British Possessions	2,016	760	392	1,780	410
TOTAL, BRITISH EMPIRE						5,213	12,630	24,255	10,550	1,29,908
Gairan	2,100
Egypt	1,175	..
Massowah
Italian East Africa	4,650	1,850	1,985	1,120	1,500
Res Hafon	2,700	7,810	8,660	3,743
Hodeidah	1,000	2,080	11,224	5,299	52,831
Arabian Gulf Ports	3,595	6,050	5,229	6,789	17,398
Djibouti and Obokh	2,184	5,783	70,405	5,558	2,668
Kamran	1,181	3,035	2,869	1,335
Mokha	2,085	2,160	2,851	3,396
Other Foreign Countries	1,069	1,105
Jeddah	2,986
Germany
TOTAL, FOREIGN COUNTRIES						15,484	24,894	1,01,848	34,321	82,870
TOTAL, BRITISH EMPIRE AND FOREIGN COUNTRIES						20,697	37,524	1,28,103	44,871	2,12,778
MANURES—										
<i>Bone Meal (a) (II,S)—</i>										
India—Karachi Tons	50	30	88	3,606	3,073	8,027
Other British Possessions	8	1	2	125	200	20
United Kingdom
Ceylon	59	24	5,97	1,500
TOTAL, BRITISH EMPIRE	61	25	52	30	88	1,008	1,700	3,626	2,073	8,027

Total quantities and value of articles exported—contd.

No. 8—contd.

Articles, and countries of final destination.	Quantities					Value.				
	1926-27.	1927-28.	1928-29.	1929-30.	1930-31.	1926-27.	1927-28.	1928-29.	1929-30.	1930-31.
METALS AND ORES—contd.										
<i>Copper—Wrought (Sheets and other manufactures) (c) (III-L)—contd.</i>						Rs.	Rs.	Rs.	Rs.	Rs.
<i>Wrought (Sheets and other manufactures) (c) (III-L)—</i>										
Cutch and Kathiawar .. Cwt.				25					1,990	
Somaliland		11								
India—Bombay	42	43	129	190	167	1,385	1,250	3,715	6,161	7,065
Other British Possessions ..	38	22	5	8	26	1,060	760	275	229	764
TOTAL, BRITISH EMPIRE ..	80	76	134	223	193	2,445	3,785	3,990	8,290	7,829
Djibouti and Obokh	215	294	165	40	37	8,480	12,924	6,638	3,115	3,433
Kamuran		65		40			3,468		2,015	
Arabian Gulf Ports	20	25	41	41		1,251	1,854	1,762	1,370	
Massowah										
Mokha	44	37			46	1,838	1,637			1,260
Hodeidah		66	53							
Other Foreign Countries	9	18	105	42	62	725	3,200	1,146	1,862	1,521
TOTAL, FOREIGN COUNTRIES ..	288	505	364	163	145	12,294	23,946	12,249	8,362	6,214
TOTAL, BRITISH EMPIRE AND FOREIGN COUNTRIES ..	368	581	498	386	338	14,759	27,731	16,239	16,652	14,043
TOTAL, COPPER (excluding ORE) ..	368	581	498	386	338	14,759	27,731	16,239	16,652	14,043
IRON OR STEEL—										
<i>Pigs (b-i) (III-K)—</i>										
Other Foreign Countries .. Tons										
TOTAL, FOREIGN COUNTRIES ..										
TOTAL, BRITISH EMPIRE AND FOREIGN COUNTRIES ..										
Manufactures—										
<i>Anchors and Cables (b-i) (III-K)—</i>										
Zanzibar										
Perim										
United Kingdom										
Other British Possessions ..	75	1	1	—8	—5	102	159	262	96	90
TOTAL, BRITISH EMPIRE ..	75	1	1	—8	—5	102	159	262	96	90
Massowah										
Dunkali Coast										
Djibouti and Obokh										
Other Foreign Countries	2	3	4	3	2	713	748	974	765	785
TOTAL, FOREIGN COUNTRIES ..	2	3	4	3	2	713	748	974	765	785
TOTAL, BRITISH EMPIRE AND FOREIGN COUNTRIES ..	2.5	4	5	3.8	2.5	815	907	1,236	861	875
<i>Angle, bolt and rod (b-ii) (III-K)—</i>										
Perim										
Other British Possessions ..			3	—2	—3			543	30	45
TOTAL, BRITISH EMPIRE ..			3	—2	—3			543	30	45
Djibouti										
Massowah										
Other Foreign Countries	1	1	1	—10	—13	805	345	684	176	325
TOTAL, FOREIGN COUNTRIES ..	1	1	1	—10	—13	805	345	684	176	325
TOTAL, BRITISH EMPIRE AND FOREIGN COUNTRIES ..	1	1	4	—12	—16	805	345	1,227	206	370
<i>Bars and Channel (b-iii) (III-K)—</i>										
Zanzibar										
St. Settlement					1					3,060
Bombay					—1					4
Somaliland				9	9				1,465	1,326
Other British Possessions ..	5	6	8	1		617	719	964	456	
TOTAL, BRITISH EMPIRE ..	5	6	8	10	10—1	617	719	964	1,921	4,390
Jeddah		10					1,602			
Lohia	18					2,114				
Italian East Africa										
Massowah		26	142				2,135	12,933		1,490
Konfidah	15	48	35		18	1,782	4,718	3,272		12,853
Hodeidah	116	180	51	134	155	6,943	19,360	6,651	13,798	4,035
Medi	47	57	33	38	45	6,669	6,288	3,336	4,455	5,371
Mokha	108	67	68	59	47	13,622	7,178	7,114	6,688	5,371
Arabian Gulf Ports	14	23	8	8	14	2,683	2,761	1,111	1,059	1,976
Djibouti and Obokh	272	268	237	10		33,855	35,078	24,725	1,062	
Gaizan	14	37	19	20		1,184	3,660	1,850	2,025	
Other Foreign Countries	6	12	16	14	23	809	1,122	2,114	1,401	1,663
Kamuran	10			25	14	1,142			3,175	2,347
Dunkali Coast		11					1,137			
TOTAL, FOREIGN COUNTRIES ..	620	739	609	308	316	80,203	84,939	63,156	33,653	29,734
TOTAL, BRITISH EMPIRE AND FOREIGN COUNTRIES ..	625	745	617	318	326—1	80,820	85,658	64,120	35,574	34,124
<i>Hoops and Stripes (b-iv) (III-K)—</i>										
United Kingdom										
Other British Possessions ..										
TOTAL, BRITISH EMPIRE ..										
Massowah										
Other Foreign Countries										
TOTAL, FOREIGN COUNTRIES ..										
TOTAL, BRITISH EMPIRE AND FOREIGN COUNTRIES ..										

Total quantities and value of articles exported—contd.

Articles, and countries of final destination.	Quantities.					Value.				
	1926-27.	1927-28.	1928-29.	1929-30.	1930-31.	1926-27.	1927-28.	1928-29.	1929-30.	1930-31.
METALS AND ORES—contd.						Rs.	Rs.	Rs.	Rs.	Rs.
IRON OR STEEL—contd.										
<i>Manufactures—contd.</i>										
<i>Nails, screws, rivets and washers (b-v) (III-K)—</i>										
Suakin and Port Soudan Tons
Perim
Bombay ..	3
Somaliland ..	1	..	4	1,224	..	1,305
Other British Possessions	3	..	4	4	292	1,112	..	1,183	1,304
TOTAL, BRITISH EMPIRE ..	4	3	4	4	4	1,516	1,112	1,305	1,183	1,304
Massowah
Jeddah ..	5	8	2	1,375	3,946	1,052
Djibouti and Obokh ..	8	12	8	6	4	2,113	2,933	2,016	1,407	1,141
Italian East Africa ..	3	1,515
Hodeidah ..	4	4	..	1,167	1,175	..
Mokha
Arabian Gulf Ports	4	5	4	1,098	1,305	1,359	..
Kamaran	6	3	4	1,880	1,073	1,609	..
Lohia	3	1,104
Other Foreign Countries ..	15	7	12	7	14	4,674	2,698	3,948	2,106	3,532
TOTAL, FOREIGN COUNTRIES ..	35	40	30	25	18	10,844	13,657	9,394	7,656	4,673
TOTAL, BRITISH EMPIRE AND FOREIGN COUNTRIES ..	39	43	34	29	22	12,360	14,769	10,699	8,839	5,977
<i>Old for re-manufacture (II-F)—</i>										
India—Bombay	1	57	100	15
Other British Possessions ..	76	76
TOTAL, BRITISH EMPIRE ..	76	76	1	57	100	15
Kamaran	4	1,480
Hodeidah	56	1,817	2,480
Other Foreign Countries ..	22	4	21	33	18	..	274	1,783	2,267	1,376
Massowah
TOTAL, FOREIGN COUNTRIES ..	22	4	21	33	78	1,817	274	1,783	2,267	5,336
TOTAL, BRITISH EMPIRE AND FOREIGN COUNTRIES ..	22.9	4.2	22	33	78	1,874	374	1,798	2,267	5,336
<i>Pipes and fittings, cast (b-vi) (III-K)—</i>										
Australia .. Tons	1	1,643
Bombay
Other British Possessions	2	—1	3	3	..	658	5	810	818
British Somaliland ..	7	1,690
Karachi
TOTAL, BRITISH EMPIRE ..	8	2	—1	3	3	3,333	658	5	810	818
Kamaran ..	11	3	..	1,800	1,266	..
Djibouti
Arabian Gulf Ports ..	8	3	3	1,266	1,112	1,111
Other Foreign Countries ..	6	6	2	2	1	443	664	926	286	624
TOTAL, FOREIGN COUNTRIES ..	25	6	2	8	4	3,508	664	226	2,664	1,735
TOTAL, BRITISH EMPIRE AND FOREIGN COUNTRIES ..	33	8	2—1	11	7	6,841	1,322	931	3,474	2,553
<i>Keels and plates (including galvanized and tinned plates (b-vii) (III-K)—</i>										
Bombay .. Tons
Perim
Somaliland ..	16	19	5	4	5	4,623	5,200	1,200	1,040	1,024
Ceylon ..	2	2,000
Other British Possessions ..	2	2	..	268	737	..
TOTAL, BRITISH EMPIRE ..	20	19	5	6	5	6,891	5,200	1,200	1,777	1,024
Massowah
Djibouti and Obokh ..	28	818	72	3,524	1,89,896	16,902
Italian East Africa
Furan
Other Foreign Countries ..	2	2	3	5	2	566	335	795	585	371
TOTAL, FOREIGN COUNTRIES ..	30	820	75	5	2	4,090	1,90,231	17,697	685	371
TOTAL, BRITISH EMPIRE AND FOREIGN COUNTRIES ..	50	839	80	11	7	10,981	1,95,431	18,897	2,362	1,395
<i>Pebs and fittings, wrought (b-viii) (III-K)—</i>										
Perim
Other British Possessions	—2	..	2	239	..	278
United Kingdom
TOTAL, BRITISH EMPIRE	—2	..	2	239	..	278
Djibouti
Other Foreign Countries	—5	30
TOTAL FOREIGN COUNTRIES	—5	30
TOTAL, BRITISH EMPIRE AND FOREIGN COUNTRIES	—7	..	2	260	..	278

No. 8—contd.
Total quantities and value of articles exported—contd.

832

Articles, and countries of final destination.	Quantities.					Value.				
	1926-27.	1927-28.	1928-29.	1929-30.	1930-31.	1926-27.	1927-28.	1928-29.	1929-30.	1930-31.
METALS AND ORES—contd.										
IRON OR STEEL—contd.										
Manufactures—contd.										
Other manufactures of Iron or Steel (b-iv) (III-K)—										
K. and Kathiawar .. Tons	123	71,443
United Kingdom	1
Perim	1,124
India—Bombay
Other British Possessions	2	1	-3	3	40	408	164	75	330
TOTAL, BRITISH EMPIRE ..	1-3	2	1	-3	126	1,164	408	164	75	71,773
Arabian Gulf Ports ..	7	7	1,334	1,104
Kamaran	29	9,250
Medi ..	29	2,800
D'jibouti and Obokh ..	75	19	7	8,339	2,315	1,995
Hodeidah ..	30	8	12	23	..	4,862	1,190	2,200	2,414	..
Massowah	1	1,625
Italian East Africa
United States of America
Jeddah
Mokha ..	27	21	13	11	..	4,166	2,136	2,092	1,181	..
Gaizan
Other Foreign Countries ..	12	5	20	9	15	1,509	676	2,398	1,942	1,846
TOTAL, FOREIGN COUNTRIES ..	180	60	82	43	15	23,010	7,421	19,560	5,537	1,846
TOTAL, BRITISH EMPIRE AND FOREIGN COUNTRIES ..	181-3	62	83	43-3	141	24,174	7,829	19,724	5,612	73,619
TOTAL, IRON OR STEEL (EXCLUDING ORE) ..	953-17	1,706-2	847-8	449-3	583-2	1,38,670	3,06,635	1,18,892	59,198	1,24,527
LEAD ORE—										
Bombay .. Cwt.
Other British Possessions
TOTAL, BRITISH EMPIRE
Pig (b) (III-L)—										
Perim
TOTAL, BRITISH EMPIRE
Other Foreign Countries ..	10	10	23	300	175	150
TOTAL, FOREIGN COUNTRIES ..	10	10	23	300	175	150
TOTAL, BRITISH EMPIRE AND FOREIGN COUNTRIES ..	10	10	23	300	175	150
Other sorts (b) (III L)—										
Bombay	133	1,048
Other British Possessions ..	8	11	160	625
TOTAL, BRITISH EMPIRE ..	8	11	133	160	625	1,046
Hodeidah ..	44	1,500
D'jibouti	245	..	155	5,018	..	3,072
Other Foreign Countries ..	19	32	13	32	27	540	780	492	1,443	605
TOTAL, FOREIGN COUNTRIES ..	63	32	258	32	182	2,040	780	5,510	1,443	3,677
TOTAL, BRITISH EMPIRE AND FOREIGN COUNTRIES ..	71	43	391	32	182	2,200	1,405	6,556	1,443	3,677
Manganese Ore (II-D)—										
Other British Possessions .. Tons
TOTAL, BRITISH POSSESSIONS
TOTAL, BRITISH EMPIRE AND FOREIGN COUNTRIES
TIN—										
Wrought, including plates or sheets, not being tinned iron (a) (III-L)—										
Egypt .. Cwt.
Bombay
Zanzibar
Other British Possessions ..	2	4	1	1	9	74	525	32	50	500
TOTAL, BRITISH EMPIRE ..	2	4	1	1	9	74	525	32	50	500
Massowah
Arabian Gulf Ports	53	1,074
D'jibouti and Obokh ..	35	30	37	17	33	1,365	1,343	1,435	1,188	1,345
Hodeidah	20	21	..	29	..	2,120	1,100	..	1,740
Other Foreign Countries ..	63	10	39	30	15	2,068	436	1,298	1,340	339
TOTAL, FOREIGN COUNTRIES ..	98	113	97	47	77	3,453	4,973	3,833	2,528	3,424
TOTAL, BRITISH EMPIRE AND FOREIGN COUNTRIES ..	100	117	98	48	86	3,527	5,498	3,865	2,578	3,924
ZINC OR SPALTER, ALL SORTS (III-L)—										
India—Bombay .. Cwt.	82	114	1,885	2,430
Zanzibar
Perim
Other British Possessions ..	19	6	62	65	59	401	400	630	630	915
TOTAL, BRITISH EMPIRE ..	101	120	62	65	59	2,346	2,830	630	630	915
Mokha
Japan
D'jibouti and Obokh	116	56	3,428	1,328
Other Foreign Countries ..	8	10	9	22	26	324	200	397	195	581
TOTAL, FOREIGN COUNTRIES ..	8	126	65	22	26	324	3,628	1,725	195	581
TOTAL, BRITISH EMPIRE AND FOREIGN COUNTRIES ..	109	246	127	87	85	2,670	6,458	2,355	825	1,496

833

No. 8—contd.

Total quantities and value of articles exported—contd.

Articles, and countries of final destination.	Quantities.					Value.				
	1926-27.	1927-28.	1928-29.	1929-30.	1930-31.	1926-27.	1927-28.	1928-29.	1929-30.	1930-31.
METALS AND ORES—contd.						Rs.	Rs.	Rs.	Rs.	Rs.
METALS, UNENUMERATED (III-L)—										
Kenya Colony .. Cwt.	78	64	52	22	61	8,012	4,926	1,230	1,895	3,808
Somaliland			49					4,160		
Bombay		106	19				7,245	2,800		
Anglo-Egyptian Sudan ..					22			1,107		1,457
Perim		38	3				1,180			
Straits Settlement ..		12	17	51	31	1,410	705	250	2,306	939
Other British Possessions ..	36									
TOTAL, BRITISH EMPIRE ..	114	220	140	73	114	7,422	14,056	9,547	3,691	6,254
Independent Somali Ports ..	29	64	49	22	44	3,113	4,588	3,819	1,558	4,528
Djibouti and Obokh ..	274	271	259	140	167	20,152	14,390	18,495	11,491	13,053
Masowah	93	72	19	41	47	3,956	2,408	1,385	3,490	3,350
Italian East Africa ..	62	55	86		44	4,480	4,102	7,360		4,044
Hodeidah	184	339	23	17	61	5,101	10,345	1,060	1,518	4,188
Mokha	92	137	86	63	47	3,491	3,745	7,290	3,371	2,111
Arabian Gulf Ports ..	163	215	320	130	188	12,736	17,809	19,168	9,538	11,398
Gaizan			26					1,300		
Medi	66	96				1,850	4,130			
Other Foreign Countries ..	89	61	34	56	43	4,043	2,204	1,820	3,846	2,137
Egypt					2,676					11,241
Lohia	102	63				3,780	2,180			
Java	137	116				5,120	3,800			
Kamaran		38	18				1,406	1,031		
Ras Hafon		23	46	48	24		1,661	3,726	4,712	2,790
Jeddah		31					1,530			
Dunkali Coast			53		24			3,962		1,326
TOTAL, FOREIGN COUNTRIES ..	1,291	1,581	1,019	517	3,364	67,822	74,298	71,016	39,524	60,166
TOTAL, BRITISH EMPIRE AND FOREIGN COUNTRIES ..	1,405	1,801	1,159	590	3,479	75,244	88,354	80,563	43,215	66,420
ORES, UNENUMERATED (II-D)—										
Other British Possessions .. Tons.			1	6	2			202	277	885
TOTAL BRITISH EMPIRE ..			1	6	2			202	277	885
Java			2		4			1,060		1,960
Hodeidah			5	8	17			2,255	5,086	5,865
Mokha			3	4	6			1,587	1,681	2,623
Masowah			3	2				1,129	1,240	
Arabian Gulf Ports ..				2	2				1,050	1,144
Other Foreign Countries ..			6	7	7			2,860	2,691	2,546
Medi					6					2,080
Djibouti					3					1,224
TOTAL, FOREIGN COUNTRIES ..			19	23	45			8,891	11,748	17,342
TOTAL, BRITISH EMPIRE AND FOREIGN COUNTRIES ..			20	23-6	47			9,093	12,025	18,227
TOTAL, METALS AND ORES ..	1,776-1	1,863-5	1,005-7	555-13	862-5	2,49,452	4,49,763	2,53,673	1,58,493	2,44,873
IRCA (II-G)—										
Other British Possessions .. Cwt.			10					800		
TOTAL BRITISH EMPIRE ..			10					800		
Other Foreign Countries ..	1					25				
TOTAL, FOREIGN COUNTRIES ..	1					25				
TOTAL, BRITISH EMPIRE AND FOREIGN COUNTRIES ..	1		10			25		800		
WLS (II-G.)—										
Animals—										
United Kingdom .. Cwt.										
Other British Possessions .. Cwt.										
Jeddah						1,320	1,092			
Medi						1,560				
Masowah						1,344				
Permia										
Other Foreign Countries .. Cwt.		27	39	16	9	1,223	496	777	185	119
TOTAL, FOREIGN COUNTRIES ..		94	39	16	9	5,447	1,588	777	185	119
TOTAL, BRITISH EMPIRE AND FOREIGN COUNTRIES ..		95	39	16	9	5,459	1,598	777	185	119

Total quantities and value of articles exported—contd.

Articles, and countries of final destination.	Quantities.					Value.				
	1926-27	1927-28	1928-29	1929-30	1930-31.	1926-27.	1927-28.	1928-29.	1929-30.	1930-31.
<i>Oil—contd.</i>										
<i>Essential—contd.</i>										
Lemongrass (II-G)—										
Other British Possessions	Lbs. & Gals.	Rs.
TOTAL, BRITISH EMPIRE	Lbs. & Gals.	Rs.
Djibouti	Lbs. & Gals.	Rs.
Other Foreign Countries	Lbs. & Gals.	160	250	Rs.	100	100
TOTAL, FOREIGN COUNTRIES	Lbs. & Gals.	160	250	Rs.	100	100
TOTAL, BRITISH EMPIRE AND FOREIGN COUNTRIES	Lbs. & Gals.	160	250	Rs.	100	100
Sandalwood Oil (II-G)—										
Other British Possessions	Lbs. & Gals.	Rs.
TOTAL BRITISH EMPIRE	Lbs. & Gals.	Rs.
Other Foreign Countries	Lbs. & Gals.	240	580	Rs.	..	190	..	550
TOTAL, FOREIGN COUNTRIES	Lbs. & Gals.	240	580	Rs.	..	190	..	550
TOTAL, BRITISH EMPIRE AND FOREIGN COUNTRIES	Lbs. & Gals.	240	580	Rs.	..	190	..	550
<i>Oil—</i>										
<i>Essential—</i>										
Other Sorts (II-G—)										
United Kingdom	Gals.	Rs.
Other British Possessions	Lbs. & Gals.	40	..	50	..	Rs.	60
Anglo-Egyptian Sudan	Lbs. & Gals.	..	2,500	Rs.	..	3,600
TOTAL, BRITISH EMPIRE	Lbs. & Gals.	40	2,500	50	..	Rs.	60	3,600	75	..
Djibouti	Lbs. & Gals.	1,988	..	Rs.	..	1,283
Hodeidah	Lbs. & Gals.	196	..	Rs.
Massowah	Lbs. & Gals.	Rs.
Other Foreign Countries	Lbs. & Gals.	339	920	240	1,600	Rs.	694	530	200	1,290
TOTAL, FOREIGN COUNTRIES	Lbs. & Gals.	339	920	2,228	1,600	Rs.	694	530	1,483	1,290
TOTAL, BRITISH EMPIRE AND FOREIGN COUNTRIES	Lbs. & Gals.	379	3,420	2,278	1,600	Rs.	754	4,130	1,558	1,290
<i>Mineral—</i>										
Benzine, Benzol, Petrol and other										
Motor spirits, (a) (II-G)—										
Anglo-Egyptian Sudan	Gals.	4,160	Rs.	6,240	..
Kenya Colony	2,000	..	Rs.	3,000	..
Perim	..	1,520	1,736	2,080	2,000	Rs.	2,288	2,604	2,960	2,855
British Somaliland	..	4,472	16,096	9,220	30,597	Rs.	6,685	24,190	14,201	40,092
Other British Possessions	..	24	20	..	400	Rs.	30	30	..	550
Seychelles	..	2,400	3,208	Rs.	3,600	4,725
TOTAL, BRITISH EMPIRE	..	8,416	21,060	11,300	37,157	Rs.	12,603	31,549	17,181	49,882
Arabian Gulf Ports	..	8,488	10,600	19,870	19,736	Rs.	13,306	16,265	30,296	28,574
Ras Hafoon	1,200	..	800	Rs.	..	1,900	..	1,050
Independent Somali Ports	Rs.
Hodeidah	Rs.	..	1,325
Massowah	880	Rs.
Gaizan	720	840	Rs.	..	1,125	1,140	..
Djibouti	..	2,552	35,528	12,960	7,416	Rs.	3,828	51,159	17,485	10,800
Other Foreign Countries	..	1,792	1,048	632	504	Rs.	2,745	792	681	711
Italian East Africa	Rs.
Mocha	..	2,364	..	1,160	1,816	Rs.	3,816	1,740	2,445	1,179
Kambaran	2,624	..	Rs.	1,690	..
TOTAL, FOREIGN COUNTRIES	..	15,196	49,256	27,342	32,960	Rs.	23,695	72,270	51,428	45,330
TOTAL, BRITISH EMPIRE AND FOREIGN COUNTRIES	..	23,612	70,316	38,642	70,117	Rs.	36,298	1,03,819	68,609	95,212

No. 8—contd.

Total quantities and value of articles exported—contd.

Articles, and countries of final destination.	Quantities					Value.				
	1926-27.	1927-28.	1928-29.	1929-30.	1930-31.	1926-27.	1927-28.	1928-29.	1929-30.	1930-31.
<i>Oils—contd.</i>										
Kerosene (b) (II-G)—						Rs.	Rs.	Rs.	Rs.	Rs.
Somaliland Gals.	8,452	9,992	9,376	20,007	11,904	6,213	7,785	6,663	17,654	8,931
Perim "	16,248	11,624	9,472	5,082	11,188	13,763	9,116	7,518	3,751	9,000
Seychelles "	18,640	4,808	2,400	14,600	3,850	2,000
Zanzibar "	..	12,624	4,000	11,124	2,500
British East Africa "	4,400	..	492	3,725
Other British Possessions "	424	108	..	80	193	344	83	309	60	147
Cutch and Kathiawar "	37,120	25,604	..	2,447	4,884	29,165	19,203	..	1,830	3,663
TOTAL, BRITISH EMPIRE "	85,284	64,760	25,740	27,607	28,172	67,810	51,161	19,050	23,295	21,741
Mozambique "	2,400	..	14,720	3,000	..	11,040
Dunkali Coast "	..	1,516	3,816	1,188	2,912
Independent Somali Ports "	5,992	8,396	6,048	4,020	4,544	4,631	6,606	4,913	3,016	3,402
Italian East Africa "	15,936	38,232	16,112	2,248	..	13,230	31,344	11,679	1,686	..
Confidah "	1,600	5,604	1,200	4,403
Gaizan "	..	2,000	1,650
Lohia "
Jeddah "
Madagascar "
Hodeidah "	..	40,208	5,600	28,800	28,362	4,200	20,800	..
Kamaran Furan "	..	3,216	2,800	1,304	2,667	2,100	1,041	..
Mokha "	5,484	..	5,672	4,212	..	4,276
Arabian Gulf Ports "	138,472	102,636	82,804	89,667	53,632	1,05,045	79,636	59,525	68,384	39,378
Medi "
Ras Hafoon "	..	2,088	2,480	4,520	5,760	..	1,686	1,905	3,400	4,370
Djibouti and Obokh "	20,448	72,768	15,296	26,400	10,656	15,131	57,315	10,612	19,800	8,032
Other Foreign Countries "	403	658	105	1,872	2,092	422	500	80	1,424	1,570
TOTAL, FOREIGN COUNTRIES "	188,272	277,320	143,133	1,58,824	90,404	1,43,871	2,15,377	1,05,202	1,19,551	67,792
TOTAL, BRITISH EMPIRE AND FOREIGN COUNTRIES "	273,556	342,080	168,873	1,86,433	1,18,576	2,11,681	2,66,538	1,24,252	1,42,846	89,533
<i>Mineral—</i>										
Other kinds (b) (II-G)—										
Suakin and Port Soudan "
Perim "
Somaliland "	2,607	4,161	4,876	1,501	2,611	5,465	7,418	7,169	3,248	5,418
Seychelles "	5,040	3,000
Zanzibar "	235	..	430	1,190	..	1,100
Other British Possessions "	16	338	188	122	450	82	698	405	210	677
Egypt "
TOTAL, BRITISH EMPIRE "	2,623	4,499	10,339	1,623	3,491	5,547	8,116	11,764	3,458	7,195
Djibouti and Obokh "	36,379	12,913	7,373	7,346	2,419	12,539	15,809	10,160	5,762	3,299
Jeddah "	..	897	1,214
Arabian Gulf Ports "	1,344	1,675	4,302	4,371	5,675	2,162	2,966	8,945	8,161	7,201
Hodeidah "	..	705	1,195
Other Foreign Countries "	752	946	1,148	596	617	2,046	806	1,527	1,197	1,307
Kamaran "	502	882	6,136	7,571	6,264	1,510	1,400	6,810	4,821	2,217
Ras Hafoon "	..	5,410	5,990
Italian East Africa "	3,868	4,278	7,915	1,249
TOTAL, FOREIGN COUNTRIES "	38,977	23,428	18,959	23,722	16,623	18,257	29,380	27,451	27,846	15,273
TOTAL, BRITISH EMPIRE AND FOREIGN COUNTRIES "	41,600	27,927	29,298	25,345	22,144	23,804	37,496	39,215	31,304	22,468
<i>Vegetable, non-essential—</i>										
Castor (a) (II-G)—										
Other British Possessions { Cwt. & Gals.	7	..	9
..	80	..	100	240	..	424
TOTAL, BRITISH EMPIRE { Cwt. & Gals.	7	..	9	240	..	424
Other Foreign Countries { Cwt. & Gals.	80	..	100
TOTAL, FOREIGN COUNTRIES { Cwt. & Gals.	80	..	100
TOTAL, BRITISH EMPIRE AND FOREIGN COUNTRIES { Cwt. & Gals.	7	..	9	240	..	424
Coconut (b) (II-G)—										
British Somaliland { Cwt. & Gals.
Other British Possessions { Cwt. & Gals.	17	27	40	29	52	600	1,046	1,358	859	1,317
..	192	300	438	332	584
TOTAL, BRITISH EMPIRE { Cwt. & Gals.	17	27	40	29	52	600	1,046	1,358	859	1,317
..	192	300	438	332	584

No. 8—contd.

Total quantities and value of articles exported—contd.

Articles, and countries of final destination.	Quantities.					Value.				
	1926-27.	1927-28.	1928-29.	1929-30.	1930-31.	1926-27.	1927-28.	1928-29.	1929-30.	1930-31.
<i>Oil—contd.</i>										
<i>Vegetable non-essential—contd.</i>										
<i>Cocoanut (b) (II-G)—contd.</i>										
D'jibouti	Cwt. & Gals. 69	103	63	..	69	} 2,304	} 3,470	} 2,325	} ..	} 2,130
Massowah	Cwt. & Gals. ..	31	36					
Hodadah	Cwt. & Gals. ..	348	408					
Other Foreign Countries ..	Cwt. & Gals. 15	21	22	43	38					
TOTAL, FOREIGN COUNTRIES	Cwt. & Gals. 168	242	232	480	410					
TOTAL, BRITISH EMPIRE AND FOREIGN COUNTRIES	Cwt. & Gals. 101	182	161	72	251	} 3,481	} 6,477	} 5,929	} 2,335	} 5,722
Groundnut Oil—										
Other British Possessions ..	Cwt. & Gals.	11	..					
TOTAL, BRITISH EMPIRE ..	Cwt. & Gals.	11	..					
A. Gulf Ports	Cwt. & Gals.	120	..					
Other Foreign Countries	Cwt. & Gals.	15	27	1,880	} ..	} ..	} 400	} 500	} ..
D'jibouti	Cwt. & Gals.	172	300	91					
TOTAL, FOREIGN COUNTRIES	Cwt. & Gals.	15	27	259					
TOTAL, BRITISH EMPIRE & FOREIGN COUNTRIES	Cwt. & Gals.	15	38	259					
Linseed (c) (II-G)—										
Zanzibar	Cwt. & Gals.	} 255	} 377	} 162	} 207	} 556
Perim	Cwt. & Gals.					
Other British Possessions	Cwt. & Gals. 7	9	3	6	14					
TOTAL, BRITISH EMPIRE ..	Cwt. & Gals. 84	110	36	66	151					
D'jibouti	Cwt. & Gals. 71					
Kamaran	Cwt. & Gals. 790					
Other Foreign Countries	Cwt. & Gals. ..	41	31	16	46					
TOTAL, FOREIGN COUNTRIES	Cwt. & Gals. 71	41	31	16	46					
TOTAL, BRITISH EMPIRE AND FOREIGN COUNTRIES	Cwt. & Gals. 78	50	34	22	60	} 3,005	} 1,999	} 1,376	} 759	} 1,858
Mustard or Rape (f) (II-G)—										
Other British Possessions	Gals.					
TOTAL, BRITISH EMPIRE ..	Gals.					
Other Foreign Countries	Cwt. & Gals.	1					
TOTAL, FOREIGN COUNTRIES	Cwt. & Gals.	1					
TOTAL, BRITISH EMPIRE AND FOREIGN COUNTRIES	Cwt. & Gals.	1					
Niger Seed (g) (II-G)—										
Other British Possessions	Gals.	1	} ..	} ..	} 50	} ..	} ..
TOTAL, BRITISH EMPIRE ..	Gals.	1					
TOTAL, BRITISH EMPIRE AND FOREIGN COUNTRIES	Gals.	1					
TOTAL, BRITISH EMPIRE AND FOREIGN COUNTRIES	Gals.	1					
TOTAL, BRITISH EMPIRE AND FOREIGN COUNTRIES	Gals.	1					

No. 8—contd.

Total quantities and value of articles exported—contd.

Articles, and countries of final destination.	Quantities.					Value.				
	1926-27.	1927-28.	1928-29.	1929-30.	1930-31.	1926-27.	1927-28.	1928-29.	1929-30.	1930-31.
<i>Oils—contd.</i>						Rs.	Rs.	Rs.	Rs.	Rs.
<i>Vegetable, non-essential—contd.</i>										
Sesamum (Til or Jinjil (A) (II-G))—										
Somaliland	Cwt. & Gals. 96	144	378	181	120	3,458	5,405	9,996	5,436	2,843
	1,072	1,615	4,239	2,028	1,347					
Perim	Cwt. & Gals. 65	51	116	79	64					
	726	572	1,300	882	717					
Anglo-Egyptian Sudan	" " "	" " "	18	" " "	44					
Other British Possessions	Cwt. & Gals. 2	" " "	" " "	" " "	" " "	49	"	132	"	"
	18	" " "	" " "	" " "	" " "					
Zanzibar	" " "	" " "	" " "	" " "	" " "					
TOTAL, BRITISH EMPIRE	Cwt. & Gals. 163	195	260	260	228	5,808	7,045	15,030	7,847	5,806
Massowah	Cwt. & Gals. "	29	" " "	" " "	" " "	" " "	1,199	" " "	" " "	" " "
Jeddah	Cwt. & Gals. 49	45	" " "	" " "	" " "	1,582	1,600	" " "	" " "	" " "
Arabian Gulf Ports	Cwt. & Gals. 2,987	3,578	3,299	3,299	5,161	1,21,620	1,27,851	1,48,077	1,01,487	1,08,661
	33,451	40,072	36,954	36,954	57,804					
Muscat	" " "	" " "	" " "	" " "	" " "	" " "	" " "	" " "	" " "	" " "
Italian East Africa	Cwt. & Gals. 150	173	" " "	324	" " "	5,431	6,767	21,308	8,670	" " "
Djibouti and Obokh	Cwt. & Gals. 515	833	1,295	1,295	788	17,190	30,524	60,945	32,348	16,703
	5,770	9,332	14,508	14,508	18,826					
Kamaran and Furan	" " "	" " "	" " "	" " "	" " "	1,000	" " "	" " "	" " "	" " "
Independent Somali Ports	Cwt. & Gals. 197	394	137	137	57	6,903	13,944	13,111	3,649	1,030
Madagascar	" " "	" " "	" " "	" " "	" " "	" " "	" " "	" " "	" " "	" " "
Hodeidah	" " "	" " "	" " "	" " "	" " "	" " "	" " "	" " "	" " "	" " "
Ras Hafon	Cwt. & Gals. 47	171	297	297	347	1,660	6,081	13,845	7,796	7,395
Other Foreign Countries	Cwt. & Gals. 528	1,920	3,324	3,324	3,891	107	352	3,079	1,338	402
	3	11	51	51	15					
Mocha	" " "	" " "	" " "	" " "	" " "	" " "	" " "	1,241	" " "	" " "
TOTAL, FOREIGN COUNTRIES	Cwt. & Gals. 3,977	5,284	5,403	5,403	6,368	1,55,713	1,88,318	2,61,606	1,55,228	1,84,191
TOTAL, BRITISH EMPIRE AND FOREIGN COUNTRIES	Cwt. & Gals. 4,140	5,429	5,663	5,663	6,596	1,61,521	1,95,363	2,76,636	1,63,075	1,89,999
Other Sorts (j) (II-G)										
Seakin and Port Soudan	Cwt. & Gals. "	" " "	" " "	" " "	" " "	" " "	" " "	" " "	" " "	" " "
Egypt	" " "	" " "	" " "	" " "	" " "	" " "	" " "	" " "	" " "	" " "
Other British Possessions	Cwt. & Gals. 9	2	" " "	20	" " "	190	161	"	55	"
	102	25	" " "	2	" " "					
TOTAL, BRITISH EMPIRE	Cwt. & Gals. 9	2	" " "	20	" " "	190	161	" " "	55	" " "
Italian East Africa	Cwt. & Gals. "	" " "	" " "	" " "	" " "	" " "	" " "	" " "	" " "	" " "
Hodeidah	" " "	" " "	" " "	" " "	" " "	" " "	" " "	" " "	" " "	" " "
Djibouti and Obokh	" " "	" " "	" " "	" " "	" " "	" " "	" " "	" " "	" " "	" " "
Massowah	" " "	" " "	" " "	" " "	" " "	" " "	" " "	" " "	" " "	" " "
Other Foreign Countries	Cwt. & Gals. "	" " "	9	6	1	"	"	445	434	70
	" " "	" " "	109	60	15					
TOTAL, FOREIGN COUNTRIES	Cwt. & Gals. "	" " "	9	6	1	" " "	" " "	445	434	70
TOTAL, BRITISH EMPIRE AND FOREIGN COUNTRIES	Cwt. & Gals. 9	2	9	6-20	1	190	161	445	439	70
TOTAL OILS	Gals. 391,908	505,186	331,550	3,47,210	2,54,284	4,46,383	6,17,581	5,19,677	4,28,391	3,08,160

No. 8—contd.

Total quantities and value of articles exported—contd.

Articles, and countries of final destination.	Quantities.					Value.				
	1926-27.	1927-28.	1928-29.	1929-30.	1930-31.	1926-27.	1927-28.	1928-29.	1929-30.	1930-31.
						Rs.	Rs.	Rs.	Rs.	Rs.
OILCAKES—										
<i>Linseed, rape and sesamum cake (e)</i>										
(II-H)—										
Other British Possessions Tons
TOTAL, BRITISH EMPIRE .. "
Jeddah "
Arabian Gulf Ports .. "
Other Foreign Countries .. "
TOTAL, FOREIGN COUNTRIES .. "
TOTAL, BRITISH EMPIRE AND FOREIGN COUNTRIES .. "
<i>Other Sorts (f) (II-H)—</i>										
Other British Possessions .. "	1	3	—7	1	1	72	265	41	136	72
TOTAL, BRITISH EMPIRE .. "	1	3	—7	1	1	72	265	41	136	72
Other Foreign Countries .. "	15	10	7.7	..	4	1,514	1,119	692	..	206
Arabian Gulf Ports .. "	22.6	14	2,712	1,771	..
TOTAL, FOREIGN COUNTRIES .. "	15	10	29.13	14	4	1,514	1,119	3,404	1,771	206
TOTAL, BRITISH EMPIRE AND FOREIGN COUNTRIES .. "	16	13	30	15	5	1,586	1,384	3,445	1,907	278
TOTAL, OILCAKES .. "	16	13	30	15	5	1,586	1,384	3,445	1,907	278
OPIMUM (III-D)—										
Other Foreign Countries .. Cwt.
TOTAL, FOREIGN COUNTRIES .. "
TOTAL, BRITISH EMPIRE AND FOREIGN COUNTRIES .. "
PAINTS AND PAINTERS' MATERIALS—										
<i>Paints and Colours—</i>										
Other Sorts (a ii) (III-E)—										
Cutch and Kathiawar .. Cwt.
Br. Somaliland "	46	1,123
Perim "	..	65	66	..	70	..	1,480	1,666	..	1,692
India—Bombay "
Other British Possessions .. "	50	46	23	99	9	1,631	1,297	1,078	1,687	435
TOTAL, BRITISH EMPIRE .. "	50	111	94	99	125	1,631	2,777	2,744	1,687	3,255
Kamran "	73	75	172	129	172	2,692	2,125	4,440	3,363	3,621
Gaizan "	20	1,605
Masowah "
Hodeidah "	209	53	74	26	60	33,685	4,420	8,693	2,954	2,501
Djibouti and Obokh .. "	289	106	85	215	61	9,929	5,297	5,327	1,785	1,548
Arabian Gulf Ports .. "	44	40	65	38	..	3,664	2,278	1,832	1,504	..
Ras Hafoon "	58	1,916
Mokha "	30	25	..	3,030	2,270	..
Other Foreign Countries .. "	19	19	23	7	49	1,536	968	1,295	289	665
Medi "
TOTAL, FOREIGN COUNTRIES .. "	684	293	477	440	342	61,141	15,088	23,503	12,165	8,535
TOTAL, BRITISH EMPIRE AND FOREIGN COUNTRIES .. "	734	404	571	539	467	62,772	17,865	26,247	13,852	11,790
<i>Painters' Materials (b) (III E)—</i>										
Perim Value
Other British Possessions .. "	106	113	112	81	282
TOTAL, BRITISH EMPIRE .. "	106	113	112	81	282
Djibouti and Obokh .. "
Other Foreign Countries .. "	376	1,247	1,076	565	923
TOTAL, FOREIGN COUNTRIES .. "	376	1,247	1,076	565	923
TOTAL, BRITISH EMPIRE AND FOREIGN COUNTRIES .. "	482	1,360	1,188	646	1,205
TOTAL PAINTS AND PAINTERS' MATERIALS .. "	63,254	19,225	27,435	14,496	12,991

No. 8—contd.

Total quantities and value of articles exported—contd.

Articles, and countries of final destination.	Quantities.					Value.				
	1926-27.	1927-28.	1928-29.	1929-30.	1930-31.	1926-27.	1927-28.	1928-29.	1929-30.	1930-31.
						Rs.	Rs.	Rs.	Rs.	Rs.
PAPER AND PASTEBOARD—										
<i>Paper—</i>										
Printing Paper (a) (III-M)—										
Other British Possessions .. Cwt.
TOTAL, BRITISH EMPIRE .. "
Other Foreign Countries .. "
TOTAL, FOREIGN COUNTRIES .. "
TOTAL, BRITISH EMPIRE AND FOREIGN COUNTRIES .. "
<i>Other kinds of Paper (including paper manufactures, (b) (III-M)—</i>										
Egypt "
United Kingdom "
Somaliland "	416	839	1,051	898	552	3,086	5,575	6,615	5,614	2,843
Zanzibar "
Suakin and Port Soudan "
India, Bombay "
Other British Possessions "	143	75	187	130	203	1,425	946	1,696	1,333	1,009
Kenya Colony "	307	417	355	2,130	2,410	2,765
TOTAL, BRITISH EMPIRE "	866	1,331	1,593	1,028	755	6,641	8,931	11,076	6,947	3,852
Massowah "	718	427	253	420	769	4,434	2,732	1,789	2,545	3,719
Italian East Africa "	587	588	935	538	..	3,929	3,632	6,352	3,390	..
Medi "	256	363	579	233	336	1,648	2,495	3,765	1,602	1,652
Jeddah "
Hodeidah "	2,334	2,227	1,262	879	657	20,393	26,492	18,117	4,070	..
Kamaran "	219	228	724	492	352	1,636	1,071	4,419	13,278	11,806
Mokha "	1,420	1,786	1,387	1,503	1,302	9,891	11,751	8,726	3,152	1,760
Arabian Gulf Ports "	942	1,215	1,052	1,443	980	7,143	8,791	6,998	9,024	6,560
Djibouti and Obokh "	1,462	2,081	2,539	2,480	2,655	11,471	18,442	23,040	17,776	15,833
Gaizan "	671	587	791	697	754	4,310	3,756	5,428	4,639	3,886
Konfidah "	120	287	289	2,026
Other Foreign Countries "	258	223	548	540	434	2,255	1,350	1,886	..	2,026
Lohia "	303	328	2,502	2,088	..	4,041	3,074
TOTAL, FOREIGN COUNTRIES "	9,230	10,173	10,357	9,245	8,508	69,612	84,250	83,775	73,157	56,652
TOTAL, BRITISH EMPIRE AND FOREIGN COUNTRIES "	10,096	11,504	11,950	10,273	9,263	76,253	93,181	94,851	80,104	60,504
<i>Pasteboard, Millboard and Cardboard of all kinds (III-M)—</i>										
Other British Possessions .. Cwt.	..	1	1	50	80
TOTAL, BRITISH EMPIRE "	..	1	1	50	80
OTHER FOREIGN COUNTRIES .. "	2	3	..	100	225	..
TOTAL, FOREIGN COUNTRIES .. "	2	3	..	100	225	..
TOTAL, BRITISH EMPIRE AND FOREIGN COUNTRIES "	2	1	1	3	..	100	50	80	225	..
TOTAL, VALUE OF PAPERS Value	9,263	76,353	93,231	94,931	80,329	60,504
PARAFFIN WAX (III V)—										
Other British Possessions .. Cwt.
TOTAL, BRITISH EMPIRE "
TOTAL, BRITISH EMPIRE AND FOREIGN COUNTRIES "
PERFUMERY (NOT BEING PERFUMED SPIRITS) (b) (III V)—										
<i>Other sorts—</i>										
United Kingdom.. .. Value	43,675	11,825	18,900	53,400	9,504
Somaliland "
British East Africa "	1,210
Cutch, etc. "	34,950
India—Bombay "
Other British Possessions "	828	2,098	1,315	779	80
TOTAL, BRITISH EMPIRE "	83,663	13,923	20,215	54,179	4,30

GENERAL EXPORTS.

SEA-BORNE TRADE.

No. 8—contd.

Total quantities and value of articles exported—contd.

Articles, and countries of final destination.	Quantities.					Value.				
	1926-27.	1927-28.	1928-29.	1929-30.	1930-31.	1926-27.	1927-28.	1928-29.	1929-30.	1930-31.
PERFUMERY (NOT BEING PERFUMED SPIRITS) (b) (III V)—contd.						Rs.	Rs.	Rs.	Rs.	Rs.
Germany	3,000	3,500	9,100	..
Austria
France	27,100	48,570	22,500	63,100	..
Mossawah	1,669	1,698	1,475
United States of America	43,871	57,581	49,477	57,684	2,300
Kamran	1,261	..	1,518	1,173
Konfidah	1,405	1,254	1,025
Hodeidah	9,582	8,611	16,094	16,234	5,457
Arabian Gulf Ports	5,905	3,335	1,973	1,757	3,325
Djibouti and Obokh	17,412	15,571	10,594	11,713	7,194
Mokha
Italian East Africa	2,870	2,060	..	1,321	..
Siam
Medi
Other Foreign Countries	3,874	1,394	3,485	3,127	3,892
TOTAL, FOREIGN COUNTRIES	1,13,088	1,44,333	1,10,123	1,65,554	23,341
TOTAL, BRITISH EMPIRE AND FOREIGN COUNTRIES	1,93,751	1,68,256	1,30,338	2,19,733	27,650
PLANTS, LIVING, INCLUDING BULBS (II S)—										
Other British Possessions	100	125
TOTAL, BRITISH EMPIRE	100	125
Other Foreign Countries	200
Djibouti
TOTAL, FOREIGN COUNTRIES	200
TOTAL, BRITISH EMPIRE AND FOREIGN COUNTRIES	100	325
PRECIOUS STONES AND PEARLS, UNSET (II S)—										
Other British Possessions	600	600	900	..
India—Bombay	57,500	1,89,500	1,34,000	1,37,400	5,000
TOTAL, BRITISH EMPIRE	57,500	1,90,100	1,34,600	1,38,300	5,000
Mossawah	2,000
Kamran	3,000
Other Foreign Countries	180
TOTAL, FOREIGN COUNTRIES	180	2,000	3,000
TOTAL, BRITISH EMPIRE AND FOREIGN COUNTRIES	57,680	1,92,100	1,34,600	1,38,300	8,000
PRINTING AND LITHOGRAPHING MATERIALS (EXCLUDING PAPER) (III V)—										
Other British Possessions
TOTAL, BRITISH EMPIRE
Other Foreign Countries
TOTAL, FOREIGN COUNTRIES
TOTAL, BRITISH EMPIRE AND FOREIGN COUNTRIES
PROVISIONS AND OILMAN'S STORES (I E)—										
Bich-de-mer	30	700	..
Other British Possessions	224	1,120
Straits Settlements	43,344	178,192	67,088	55,440	1,17,376	9,294	81,884	24,072	25,650	35,56
Hong-Kong	10,192	54,544	40,320	..	97,552	7,895	31,475	19,870	..	51,0
TOTAL, BRITISH EMPIRE	53,536	232,736	107,632	56,560	214,928	17,159	1,13,159	43,972	26,350	86,6
Egypt	2,016	1,000	..
China	36,512	99,568	127,232	107,184	44,912	17,179	53,364	61,530	72,250	24,7
Other Foreign Countries	336	3,920	..	224	224	50	930	..	30	..
TOTAL, FOREIGN COUNTRIES	36,848	103,488	127,232	109,424	45,136	17,229	54,294	61,530	73,280	24,7
TOTAL, BRITISH EMPIRE AND FOREIGN COUNTRIES	90,384	336,224	234,864	165,984	260,064	31,388	1,67,453	1,05,502	99,630	1,11,3

Total quantities and value of articles exported—contd.

Articles, and countries of final destination.	Quantities.					Value.				
	1926-27.	1927-28.	1928-29.	1929-30.	1930-31.	1926-27.	1927-28.	1928-29.	1929-30.	1930-31.
						Rs.	Rs.	Rs.	Rs.	Rs.
PROVISIONS AND OILMILL STORES—										
<i>contd.</i>										
<i>Butter (I-E)—</i>										
Egypt Cwt.
Zanzibar	12	16	11	1,045	1,544	1,113	..
Somaliland	13	1,163
Perim
Bombay
Other British Possessions	15	8	..	8	14	1,238	849	..	657	1,391
Suakin and Port Soudan
TOTAL, BRITISH EMPIRE	15	20	29	19	14	1,238	1,894	2,707	1,770	1,391
Jeddah	12	1,665	..
Egypt
Djibouti and Obokh	21	14	2,372	1,840
Italian East Africa
Massowah
Other Foreign Countries	3	10	31	11	15	274	1,148	2,569	1,123	1,548
TOTAL, FOREIGN COUNTRIES	24	24	31	23	15	2,646	2,988	2,569	2,788	1,548
TOTAL, BRITISH EMPIRE AND FOREIGN COUNTRIES	39	44	60	42	29	3,884	4,882	5,276	4,558	2,939
<i>Cheese (I-E)—</i>										
Perim Cwt.
British Somaliland
Other British Possessions	25	20	24	21	15	1,525	1,076	1,253	1,289	869
TOTAL, BRITISH EMPIRE	25	20	24	21	15	1,525	1,076	1,253	1,289	869
Other Foreign Countries	4	1	1	250	88	31
TOTAL, FOREIGN COUNTRIES	4	1	1	250	88	31
TOTAL, BRITISH EMPIRE AND FOREIGN COUNTRIES	29	20	24	22	16	1,775	1,076	1,253	1,377	900
<i>Confectionery (I-E)—</i>										
Somaliland	53	67	82	77	..	1,935	3,173	3,115	2,874
Other British Possessions	27	17	29	33	..	945	634	997	1,442
Kenya Colony	33	1,325
TOTAL BRITISH EMPIRE	80	117	111	110	..	2,880	5,132	4,132	4,316
Arabian Gulf Ports	514	451	444	495	..	18,731	16,106	14,332	13,735
Djibouti	478	487	250	123	..	19,530	17,412	8,628	4,026
Hodeidah	307	392	476	230	..	12,269	16,197	19,175	6,917
Italian East Africa	111	83	48	4,943	2,964	1,755	..
Kamaran	47	39	76	1,770	1,265	2,381	..
Massowah	86	130	55	85	..	3,056	4,282	1,708	2,600
Mokha	71	36	74	43	..	2,135	1,225	2,834	1,241
Konfidah	42	1,710
Other Foreign Countries	25	57	44	124	..	1,020	1,898	1,261	3,420
Gaizan	39	43	1,192	1,322	..
TOTAL, FOREIGN COUNTRIES	1,681	1,714	1,510	1,100	..	65,164	62,541	53,396	31,939
TOTAL, BRITISH EMPIRE AND FOREIGN COUNTRIES	1,761	1,831	1,621	1,210	..	68,044	67,673	57,528	36,255
<i>Ghee (I-E)—</i>										
United Kingdom	40	22	29	1,527	1,320	1,970
Ceylon	61	13	..	23	36	3,440	1,349	..	1,380	1,732
Somaliland	164	1,061	91	10,136	73,393	5,521	..
Zanzibar	127	..	53	111	35	8,000	..	2,800	3,900	1,120
Straits Settlements	869	531	995	1,393	529	52,788	31,465	62,330	87,632	27,601
Perim	45	70	296	235	115	2,399	4,475	23,970	15,206	5,449
Suakin, etc.
India—Bombay	74	32	62	150	82	4,480	2,030	2,900	3,920	4,025
Bahrain Island
Egypt	82	5,090
Other British Possessions	38	18	18	34	61	2,275	930	1,022	1,912	2,428
Karachi	440	553	10,000	16,375
Anglo Egyptian Sudan	30	1,580	..
Hongkong
British East Africa	19	32	1,050	1,595
TOTAL, BRITISH EMPIRE	1,355	850	2,514	2,507	1,443	81,049	51,705	1,68,385	1,31,451	61,225
France	25	33	50	1,620	1,730	2,560
Egypt	81	..	142	35	..	5,918	..	9,415	1,378
Massowah	58	15	28	45	92	4,798	1,180	2,316	2,250	4,584
Madagascar	121	257	143	72	116	8,560	9,962	10,150	3,590	5,555
Jeddah	304	..	75	2,120	..	19,180	..	3,000	93,091
Mozambique	21	1,160
Hodeidah	73	234	23	86	24	2,455	11,143	1,400	4,045	1,040
Mokha	48	45	..	2,345	2,540	..
Arabian Gulf Ports	1,983	1,990	2,512	3,140	2,705	1,07,781	1,13,833	1,44,023	1,57,616	1,14,260
Independent Somali Ports	43	98	2,195	5,379
Java	1,279	528	627	765	529	72,970	31,602	39,440	51,495	27,025
Djibouti and Obokh	190	777	1,680	1,593	270	9,475	43,124	98,178	70,882	12,097
Ras Hofoon	35	15	1,844	1,030
Dunkali Coast	27	1,160	..
Gaizan
Asiatic Turkey, Levant, Black Sea	80	59	60	87	80	4,780	3,520	4,414	5,280	3,424
Italian East Africa	10	13	..	18	14	1,045	1,025	..	1,390	1,085
Konfidah	110	4,300
Muskat	89	4,900
Other Foreign Countries	75	52	75	43	51	3,776	2,693	4,431	1,932	2,268
Kamaran	24	29	175	1,332	1,430	6,485
TOTAL, FOREIGN COUNTRIES	3,985	4,563	5,187	6,167	6,395	2,21,800	2,57,033	3,06,714	3,16,025	2,80,322
TOTAL, BRITISH EMPIRE AND FOREIGN COUNTRIES	5,340	5,413	7,701	8,674	7,838	3,02,849	3,08,738	4,75,099	4,47,476	3,41,547

GENERAL EXPORTS.

SEA-BORNE TRADE. ⁸⁴²

No. 8—contd.

Total quantities and value of articles exported—contd.

Articles, and countries of final destination.	Quantities.					Value.				
	1926-27.	1927-28.	28-29.	1929-30.	1930-31.	1926-27.	1927-28.	1928-29.	1929-30.	1930-31.
						Rs.	Rs.	Rs.	Rs.	Rs.
PROVISIONS AND OILMAN'S STORES— contd.										
<i>Lard (L.B.)—</i>										
Other British Possessions .. lbs.
TOTAL, BRITISH EMPIRE .. "
Other Foreign Countries .. "
TOTAL, FOREIGN COUNTRIES .. "
TOTAL, BRITISH EMPIRE AND FOREIGN COUNTRIES .. "
<i>Pickles, chutnies and condiments (I-B)—</i>										
Perim Cwt.
Somaliland "
Other British Possessions .. "	21	13	25	26	34	913	641	793	564	974
TOTAL, BRITISH EMPIRE .. "	21	13	25	26	34	913	641	793	564	974
D'jibouti and Obokh .. "	123	3,276	..
China "	17	1,000	2,123
A. Gulf Port "	103	2,123
Other Foreign Countries .. "	36	5	84	19	96	1,022	120	1,454	577	..
TOTAL, FOREIGN COUNTRIES .. "	53	5	84	142	199	2,022	120	1,454	3,853	4,246
TOTAL, BRITISH EMPIRE AND FOREIGN COUNTRIES .. "	74	18	109	168	233	2,935	761	2,247	4,417	5,220
<i>Other sorts of Provisions (I.—E)—</i>										
Mesopotamia "	84	2,048	..
Ceylon "
Mauritius "
Bahrain Island "
Somaliland "	1,658	1,727	1,914	1,654	1,699	38,572	42,152	47,604	39,650	37,720
Zanzibar "	21	36	1,248	1,451
Perim "	488	390	530	458	299	20,407	14,245	18,262	17,085	10,259
Straits Settlements "	45	32	69	31	74	4,874	4,045	6,820	1,853	5,550
Anglo Egyptian Soudan "	..	45	..	82	71	..	1,140	..	2,672	1,048
India—Bombay "	..	54	42	2,901	2,317
Other British Possessions "	87	36	150	43	95	3,265	945	2,392	1,266	1,707
TOTAL BRITISH EMPIRE .. "	2,278	2,274	2,705	2,368	2,274	67,118	65,428	77,895	66,422	67,735
Italian East Africa "	271	348	301	113	132	7,156	8,873	6,361	2,393	2,360
Dunkali Coast "	..	95	284	154	121	..	1,311	4,104	2,123	1,519
Jeddah "	109	807	571	127	535	3,457	18,129	9,351	1,930	8,404
Hodeidah "	1,359	1,785	3,236	3,214	1,578	20,680	24,713	49,033	48,051	23,158
Mokha "	2,495	5,160	7,358	7,150	6,489	33,076	66,271	98,279	91,616	69,060
Arabian Gulf Ports "	2,715	3,537	4,781	4,649	4,179	60,281	78,545	97,449	91,069	60,629
Gaizan "	276	212	327	428	274	3,983	3,758	5,327	6,896	3,222
Asiatic Turkey Persian Gulf United States of America "
Ras Hafun "	75	373	281	201	173	1,647	3,490	6,680	4,179	2,762
Java "	31	32	22	13	49	1,880	2,656	2,730	1,345	3,915
Massowah "	94	88	63	121	87	1,567	1,732	1,442	2,125	1,288
Lohia "	375	243	185	291	283	6,225	3,261	2,555	3,494	3,409
D'jibouti and Obokh "	994	1,586	1,615	1,425	797	23,497	30,847	30,547	31,632	15,378
Confidah "	64	1,093
Furan, etc. "	134	402	678	774	690	3,634	12,184	16,504	18,221	12,654
Independent Somali Ports "	464	795	367	134	153	14,325	16,983	5,384	3,050	2,670
Medi "	..	110	143	417	109	..	6,177	2,256	6,229	1,317
Muscat "	55	1,307
Other Foreign Countries "	170	156	68	134	19	2,201	2,993	1,540	3,000	598
TOTAL, FOREIGN COUNTRIES .. "	9,607	15,729	20,280	19,345	16,782	1,85,906	2,82,413	3,39,542	3,17,353	2,14,366
TOTAL, BRITISH EMPIRE AND FOREIGN COUNTRIES .. "	11,885	18,003	22,985	21,713	18,006	2,53,024	3,47,841	4,17,437	3,83,775	2,72,101
TOTAL, PROVISIONS AND OILMAN'S STORES Value	5,98,655	8,98,795	10,74,487	9,98,761	7,70,337

No. 8—contd.

Total quantities and value of articles exported—contd.

Articles, and countries of final destination.	Quantities.					Value.				
	1926-27.	1927-28.	1928-29.	1929-30.	1930-31.	1926-27.	1927-28.	1928-29.	1929-30.	1930-31.
RAILWAY PLANT AND ROLLING STOCK—						Rs.	Rs.	Rs.	Rs.	Rs.
<i>Other sorts (III-N)—</i>										
United Kingdom .. Value	40,000
Bombay	100
Other British Possessions
TOTAL, BRITISH EMPIRE	40,000	100
Kamran	14,800
TOTAL, FOREIGN COUNTRIES	14,800
TOTAL, BRITISH EMPIRE AND FOREIGN COUNTRIES	40,000	14,900
RUBBER—										
<i>Rap (II-S)—</i>										
United Kingdom .. Cwt.
Other British Possessions
British Somaliland
TOTAL, BRITISH EMPIRE
TOTAL, FOREIGN COUNTRIES
TOTAL, BRITISH EMPIRE AND FOREIGN COUNTRIES
<i>Manufactures (III-O)—</i>										
Tanganyika Territory	1,340
United Kingdom
Perim
India—Bombay	1,870	..	1,005	..
Other British Possessions	245	835	1,002	658	511
British Somaliland	12,728	17,654	7,328	17,593	18,042
British East Africa (Kenya Colony).	11,330
TOTAL, BRITISH EMPIRE	12,973	20,159	21,000	19,349	18,553
Arabian Gulf Port .. Value	4,060	3,637	7,047	4,415
Italian East Africa	8,960	..
Djibouti	3,626	20,850	15,889	14,583	9,548
Hodeidah	1,840	1,397
Other Foreign Countries	2,762	3,290	3,349	2,419	1,162
Mossawah	1,105
Jeddah	1,260	5,058
Germany	1,020
TOTAL, FOREIGN COUNTRIES	9,488	33,258	22,875	33,000	18,647
TOTAL, BRITISH EMPIRE AND FOREIGN COUNTRIES	22,461	53,417	43,875	62,358	37,200
SALT (II)—										
Zanzibar .. Tons	350	1,250	1,277	453	350	6,600	31,500	26,400	9,102	2,860
Tanganyika Territory	50	1,300
Kenya Colony	1,625	2,469	1,050	65	430	39,092	47,645	14,200	10,440	3,490
Cutch, etc.	105	1,260
Ceylon	100	2,200
Seychelles	200	209	85	3,200	1,275
Mauritius	4,000
India—Rangoon	20,850	9,900	17,350	7,000	2,200	2,17,000	99,000	1,82,000	67,750	114,800
India—Calcutta	169,660	137,840	163,126	196,525	1,65,070	17,79,900	16,08,440	18,66,360	20,17,365	15,70,260
Other British Possessions	57	..	20	1,054	..	296	..	10
Burma other Ports	23,250	30,200	26,250	13,350	..	2,70,000	3,16,000	2,58,600	1,06,800
TOTAL, BRITISH EMPIRE	192,947	174,909	213,158	231,198	181,400½	20,51,106	20,59,785	24,07,831	23,60,257	16,97,710
Djibouti	240	100	2,400	1,387
Mozambique	250	7,300	..
A. Turkey P. Gulf	2,000	40,024
Mossawah	200	2,300
German East Africa
Java
Other Foreign Countries	2	25	50	319	525	602
TOTAL, FOREIGN COUNTRIES	2,242	225	50	250	133	42,743	2,825	602	7,300	1,387
TOTAL, BRITISH EMPIRE AND FOREIGN COUNTRIES	195,189	175,134	213,208	231,443	181,500½	20,93,849	20,62,610	24,08,433	23,67,557	16,99,097
SEEDS—										
<i>Oil Seeds—</i>										
<i>Essential—</i>										
<i>Ajama (a i) (II-K)—</i>										
Other British Possessions	—1	..	—1	32	..	20
TOTAL, BRITISH EMPIRE	—1	..	—1	32	..	20
Gaizan
Hodeidah
Other Foreign Countries	3	5	5	4	3-2	1,220	1,595	1,766	1,155	931
Medi
TOTAL, FOREIGN COUNTRIES	3	5	5	4	3-2	1,220	1,595	1,766	1,155	931
TOTAL, BRITISH EMPIRE AND FOREIGN COUNTRIES	3	5	5-1	4	3-3	1,220	1,595	1,798	1,155	951
<i>Ajama (a ii) (II-K)—</i>										
Other British Possessions	—3	—2	—3	61	24	81
TOTAL, BRITISH EMPIRE	—3	—2	—3	61	24	81

No. 8—*contd.*
Total quantities and value of articles exported—*contd.*

Articles, and countries of final destination.	Quantities.					Value.				
	1926-27.	1927-28.	1928-29.	1929-30.	1930-31.	1926-27. Rs.	1927-28. Rs.	1928-29. Rs.	1929-30. Rs.	1930-31. Rs.
SEEDS—<i>continued.</i>										
<i>Oil Seeds—continued.</i>										
<i>Essential—continued.</i>										
<i>Ajwan seeds—continued.</i>										
Mokha Tons	4									
Kamaran "	5					1,620				
Konfida "		2								
D'jibouti and Obokh "		4			4	1,704	1,091			1,477
Hodeidah "	4	4				1,352	1,650		1,210	
Gaizan "		4	9							
Medi "		4	6	4	3	1,395	1,055	2,388		
Other Foreign Countries "	6	4	9	8	7		1,535	2,119	1,563	1,181
TOTAL, FOREIGN COUNTRIES "	23	18	24	16	14	8,268	6,919	7,495	5,498	4,720
TOTAL, BRITISH EMPIRE AND FOREIGN COUNTRIES "	23	18	24-3	16-2	14-3	8,268	6,919	7,566	5,522	4,801
<i>Amseed (a iv) (II-E)—</i>										
Other British Possessions "										
TOTAL, BRITISH EMPIRE "										
Other Foreign Countries "										
Hodeidah "		1	1	1	1-4		305	250	288	434
TOTAL FOREIGN COUNTRIES "				3					1,320	
TOTAL, BRITISH EMPIRE AND FOREIGN COUNTRIES "				4	1-4				1,608	434
<i>Asaka (a iv) (II-K)—</i>										
Other British Possessions "		1	1	4	1-4		305	250	1,608	434
TOTAL, BRITISH EMPIRE "							305			
Other Foreign Countries "										
TOTAL, FOREIGN COUNTRIES "										
TOTAL, BRITISH EMPIRE AND FOREIGN COUNTRIES "										
<i>Caraway (a iv) (II-K)—</i>										
Other British Possessions "										
TOTAL, BRITISH EMPIRE "										
Other Foreign Countries "										
TOTAL, FOREIGN COUNTRIES "										
TOTAL, BRITISH EMPIRE AND FOREIGN COUNTRIES "										
<i>Coriander (a iv) (II-K)—</i>										
British Somaliland "										
Other British Possessions "	1	1	2		1-1	389	294	1,006	956	402
TOTAL, BRITISH EMPIRE "	1	1	2	2	1-1	389	294	1,006	956	402
Makha "										
Arabian Gulf Ports "			7	6				2,751	2,910	
D'jibouti "	7	4	10	6	10	2,206	1,842	3,711	2,580	3,968
Massowah "										
Other Foreign Countries "	5	3	7	8	8	1,670	1,363	2,994	3,339	2,858
TOTAL, FOREIGN COUNTRIES "	12	7	24	20	18	3,876	3,205	9,456	8,829	6,826
TOTAL, BRITISH EMPIRE AND FOREIGN COUNTRIES "	13	8	26	22	19-1	4,265	3,499	10,482	9,785	7,228
<i>Cumin, Black (a iv) (II-K)—</i>										
Other British Possessions "										
TOTAL, BRITISH EMPIRE "										
Hodeidah "										
Gaizan "										
D'jibouti "										
Other Foreign Countries "	7/20					110				
TOTAL, FOREIGN COUNTRIES "	7/20					110				
TOTAL, BRITISH EMPIRE AND FOREIGN COUNTRIES "	7/20					110				
<i>Cumin (other than Black) (a iv) (II-K)—</i>										
British Somaliland "			3		1-0			1,411		1,044
Kenya Colony "			1					1,190		
Zanzibar "										
Other British Possessions "	1	2	1	5	1-1	582	1,161	480	2,577	507
India—Bombay "										
TOTAL, BRITISH EMPIRE "	1	2	5	5	2-10	582	1,161	3,081	2,577	1,551
France "					5					4,000
Dankali Coast "				2					1,226	
Massowah "		2								
Hodeidah "		13	31	15	15	3,935	7,960	17,657	8,738	6,751
Mokha "	7	2	10	22	11		1,084	6,084	12,632	5,360
Kamaran "		3		4	3		1,125		2,820	1,340
D'jibouti "	5	6	8	7	6	2,706	4,096	5,074	4,599	3,503
Arabian Gulf Ports "		5	18	22	18	3,799	2,898	10,290	11,897	8,679
Gaizan "	3	3	4	4	3	1,173	1,218	1,877	1,811	1,405
Other Foreign Countries "	12	5	9	5	8-2	5,465	2,290	4,760	2,453	3,608
Independent Somali Ports "				2					1,092	
TOTAL, FOREIGN COUNTRIES "	34	39	80	83	69-2	17,170	21,771	45,692	46,768	34,851
TOTAL, BRITISH EMPIRE AND FOREIGN COUNTRIES "	35	41	85	88	71-12	17,752	22,932	49,783	49,345	36,202

No. 8—*contd.*
Total quantities and value of articles exported—*contd.*

Articles, and countries of final destination.	Quantities.					Value.				
	1926-27.	1927-28.	1928-29.	1929-30.	1930-31.	1926-27.	1927-28.	1928-29.	1929-30.	1930-31.
						Rs.	Rs.	Rs.	Rs.	Rs.
SEEDS—continued.										
<i>Oil Seeds—continued.</i>										
<i>Essential—continued.</i>										
<i>Fennel (a ix) (II-K)—</i>										
Other British Possessions .. Tons	4/20	1	—1	15	204	14
TOTAL, BRITISH EMPIRE	4/20	1	—1	15	204	14
Medi
Mossawah
Gaizan
Arabian Gulf Ports	3	1,160
Hodeida	3	5	5	1,214	1,895	1,484
Other Foreign Countries ..	6	8	3	9	7-3	2,628	3,000	1,082	4,086	2,840
TOTAL, FOREIGN COUNTRIES ..	9	13	11	9	7-3	3,842	4,895	3,726	4,086	2,840
TOTAL, BRITISH EMPIRE AND FOREIGN COUNTRIES	9 1/20	13	11	10	7-4	3,857	4,895	3,726	4,290	2,858
<i>Fenugreek (x) (II-K)—</i>										
Other British Possessions	—4	—8	1-5	320	142	298
TOTAL, BRITISH EMPIRE	—4	—8	1-5	320	142	298
Italian East Africa	4	1,350
Medi
Other Foreign Countries ..	1	2	3	6	4-12	440	725	1,076	1,753	1,348
TOTAL, FOREIGN COUNTRIES ..	1	6	3	6	4-12	440	2,075	1,076	1,753	1,348
TOTAL, BRITISH EMPIRE AND FOREIGN COUNTRIES	1	6	3-4	6-8	5-17	440	2,075	1,396	1,895	1,646
<i>Seeds of Dil (xi) (II-K)—</i>										
Other British Possessions
TOTAL, BRITISH EMPIRE
Other Foreign Countries ..	8/20	1	..	—1	—4	200	264	..	8	85
TOTAL, FOREIGN COUNTRIES ..	8/20	1	..	—1	—4	200	264	..	8	85
TOTAL, BRITISH EMPIRE AND FOREIGN COUNTRIES	8/20	1	..	—1	—4	200	264	..	8	85
<i>Other Sorts (a xii) (II-K)—</i>										
India—Bombay
Other British Possessions
TOTAL, BRITISH EMPIRE
France
Mossawah
Other Foreign Countries	—6	130
TOTAL, FOREIGN COUNTRIES	—6	130
TOTAL, BRITISH EMPIRE AND FOREIGN COUNTRIES	—6	130
<i>Non-essential—</i>										
<i>Castor (bi) (II-K)—</i>										
Other British Possessions
TOTAL, BRITISH EMPIRE
Other Foreign Countries ..	2/20	100
France
TOTAL, FOREIGN COUNTRIES ..	2/20	100
TOTAL, BRITISH EMPIRE AND FOREIGN COUNTRIES	2/20	100
<i>Copra or cocoanut—</i>										
<i>Kernel (bis) (II-K)—</i>										
United Kingdom	14	5,500
India—Bombay	2/20
Other British Possessions	71
TOTAL, BRITISH EMPIRE	14-2	5,571
France
Hodeida	4	7	9	8	..	2,135	2,180	4,224	3,961	..
Other Foreign Countries ..	4	2	2	2	2-3	1,129	473	810	861	750
TOTAL, FOREIGN COUNTRIES ..	8	9	11	10	2-3	3,264	3,303	5,034	4,842	750
TOTAL, BRITISH EMPIRE AND FOREIGN COUNTRIES	22-2	9	11	10	2-3	8,825	3,303	5,034	4,842	750

GENERAL EXPORTS.

SEA-BORNE TRADE.

No. 8—contd.
Total quantities and value of articles exported—contd.

Articles, and countries of final destination.	Quantities.					Value.				
	1926-27.	1927-28.	1928-29.	1929-30.	1930-31.	1926-27.	1927-28.	1928-29.	1929-30.	1930-31.
						Rs.	Rs.	Rs.	Rs.	Rs.
<i>SEED—continued.</i>										
<i>Oil Seeds—continued.</i>										
<i>Non-essential—continued.</i>										
<i>Cotton (b iii) (II-K)—</i>										
Zanzibar
India—Bombay
Other British Possessions	1	5	—6	1	—9
TOTAL BRITISH EMPIRE	1	5	—6	1	—9	173	701	32	92	39
Arabian Gulf Ports
Other Foreign Countries	8	5	..	13	—12	807	966	..	1,713	62
TOTAL, FOREIGN COUNTRIES	8	5	..	13	—12	807	966	..	1,713	62
TOTAL BRITISH EMPIRE AND FOREIGN COUNTRIES	9	10	—6	14	1-1	980	1,667	32	1,805	101
<i>Groundnuts (b iv) (II-K)—</i>										
British Somaliland	4	6	1,077	1,499	..
United Kingdom
Egypt
Other British Possessions	1	1	1	—1	—10	336	221	439	10	86
TOTAL, BRITISH EMPIRE	1	1	5	6-1	—10	336	221	1,516	1,509	86
Hodeida	4	15	16	14	8	1,806	4,994	5,741	4,046	1,848
Djibouti	4	5	4	5	..	1,163	1,802	1,161	1,168
Medi
Mossawah
Arabian Gulf Ports	5	..	4	1,194	..
Jeddah	1,783
Other Foreign Countries	4	5	7	4	8	1,344	1,502	2,051	1,433	2,282
TOTAL, FOREIGN COUNTRIES	8	29	28	26	21	3,150	9,442	9,594	7,834	5,298
TOTAL, BRITISH EMPIRE AND FOREIGN COUNTRIES	9	30	33	32-1	21-10	3,486	9,663	11,110	9,343	5,384
<i>Linseed (b v) (II-K)—</i>										
United Kingdom
India—Bombay
Other British Possessions
TOTAL, BRITISH EMPIRE
Mossawah
France
Italy
Other Foreign Countries	2/20	1	..	58	300	..
TOTAL, FOREIGN COUNTRIES	2/20	1	..	58	300	..
TOTAL, BRITISH EMPIRE AND FOREIGN COUNTRIES	2/20	1	..	58	300	..
<i>Mustard (b vi) (II-K)—</i>										
Other British Possessions	1	..	—8	—1	..	150	..	125	16
TOTAL, BRITISH EMPIRE	1	..	—8	—1	..	150	..	125	16
Other Foreign Countries	—1	—1	5	7
TOTAL, FOREIGN COUNTRIES	—1	—1	5	7
TOTAL, BRITISH EMPIRE AND FOREIGN COUNTRIES	1	..	—8½	—2	..	150	..	130	23
<i>Niger Seed (b viii) (II-K)—</i>										
Other Foreign Countries
TOTAL, FOREIGN COUNTRIES
TOTAL, BRITISH EMPIRE AND FOREIGN COUNTRIES
<i>Poppy (b ix) (II-K)—</i>										
Other British Possessions	—½	—1	10	15
TOTAL, BRITISH EMPIRE	—½	—1	10	15
Other Foreign Countries	½	1	—1	—2	..	40	500	19	45
TOTAL, FOREIGN COUNTRIES	½	1	—1	—2	..	40	500	19	45
TOTAL, BRITISH EMPIRE AND FOREIGN COUNTRIES	½	1	—1½	—3	..	40	500	29	60
<i>Rape (b x) (II-K)—</i>										
Other British Possessions
TOTAL, BRITISH EMPIRE
Other Foreign Countries	—9	142	..
TOTAL, FOREIGN COUNTRIES	—9	142	..
TOTAL, BRITISH EMPIRE AND FOREIGN COUNTRIES	—9	142	..

GENERAL EXPORTS.

No. 8—contd.

Total quantities and value of articles exported—contd.

Articles, and countries of final destination.	Quantities.					Value.				
	1926-27.	1927-28.	1928-29.	1929-30.	1930-31.	1926-27.	1927-28.	1928-29.	1929-30.	1930-31.
						Rs.	Rs.	Rs.	Rs.	Rs.
SEEDS—contd.										
<i>Oil-seeds—contd.</i>										
<i>Non-essential—contd.</i>										
<i>Sesamum, Til or Jinjili (b xi)</i>										
<i>(II-K)</i>										
Egypt Tons.
India—Bombay
Other British Possessions
TOTAL, BRITISH EMPIRE
Jeddah	4	..	388	414	575	1,800	80,250	1,27,203	1,12,826	1,33,688
Arabian Gulf Ports	301	260	98,531
Massowah
Kamaran]
Confidah	1,500
Gaizan	4
Italian East Africa
Mokha	1,330
Hodeidah	64	1,000	1,010	1,880
Other Foreign Countries ..	5	1	3	4	8	..	3,993	3,619
D'Jibouti and Obokh	3	10
Lohia
TOTAL, FOREIGN COUNTRIES ..	310	278	401	418	583	91,161	85,807	1,31,822	1,13,836	1,35,578
TOTAL, BRITISH EMPIRE AND FOREIGN COUNTRIES	310	278	401	418	583	91,161	85,807	1,31,822	1,13,836	1,35,578
<i>Tea-seeds—</i>										
Other Foreign Countries	4	200
TOTAL, FOREIGN COUNTRIES	4	200
TOTAL, BRITISH EMPIRE AND FOREIGN COUNTRIES	4	200
<i>Other Sorts (bx iii) (II-K)—</i>										
Hongkong
Egypt
Zanzibar	3,150	..
India—Bombay	27	15	419
Other British Possessions ..	4	3	2	1	1	225	180	202
Suskin and Port Soudan
TOTAL, BRITISH EMPIRE	4	3	2	27-1	1	225	180	202	3,165	419
Massowah	1,490
Medi	3	2	1,561	1,400	1,510	2,570	1,300
Confidah	4	2	3	3	2
Lohia	1,012	..
Arabian Gulf Ports	1	2,290	..
Hodeidah	4	3	9	4	4	4,320	1,890	8,455	3,105	2,707
Kamaran	2	3	..	4	4	1,170	2,664	..	2,035	2,924
Gaizan	2	..	3	2	4	1,322	..	1,495	2,035	2,924
Other Foreign Countries	3	4	8	4	6	1,698	2,094	4,160	2,156	2,535
TOTAL, FOREIGN COUNTRIES ..	18	12	23	18	16	11,561	8,038	15,620	13,168	9,466
TOTAL, BRITISH EMPIRE AND FOREIGN COUNTRIES	18-4	12-2	23-2	45-1	17	11,786	8,218	15,822	16,333	9,885
<i>Other than oil-seeds (II-K)—</i>										
Straits Settlements
Other British Possessions ..	4	2	7	6	4	774	800	1,001	918	137
Hongkong
TOTAL, BRITISH EMPIRE	4	2	7	6	4	774	800	1,001	918	137
Hodeidah
China
Mokha
Massowah
Gaizan
Other Foreign Countries	2	3	5	1	1-14	771	823	1,126	438	685
TOTAL, FOREIGN COUNTRIES ..	2	3	5	1	1-14	771	823	1,126	438	685
TOTAL, BRITISH EMPIRE AND FOREIGN COUNTRIES	6	5	12	7	1-18	1,545	1,623	2,127	1,356	822
TOTAL, SEEDS	459-5-1	438-4	637-6	678-10-1	749-5	1,54,063	1,52,955	2,40,728	2,21,724	2,06,808
SHELLS AND COWRIES—										
<i>Cowries (a) (II-S)—</i>										
Egypt Cwt.
United Kingdom
India—Bombay	74	83	49	42	..	7,850	7,525	5,300	2,380	..
Other British Possessions ..	81	32	5	60	12	770	900	100	827	767
TOTAL, BRITISH EMPIRE	155	115	65	102	12	8,420	8,425	5,400	3,207	767
Italy
Germany
D'Jibouti	201	61	282	131	..	4,255	1,855	5,930	1,818	..
Massowah	113	2,290
France	66	160	1,456	3,000	1,452
Other Foreign Countries	66	17	7	77	84	..	397	155	2,153	..
TOTAL FOREIGN COUNTRIES ..	333	238	402	208	84	7,251	4,752	8,375	3,971	1,452
TOTAL, BRITISH EMPIRE AND FOREIGN COUNTRIES	488	353	456	310	96	15,671	13,177	13,775	7,178	2,219

GENERAL EXPORTS.

SEA-BORNE TRADE.

No. 8—contd.
Total quantities and value of articles exported—contd.

848

Articles, and countries of final destination.	Quantities.					Value.				
	1926-27.	1927-28.	1928-29.	1929-30.	1930-31.	1926-27.	1927-28.	1928-29.	1929-30.	1930-31.
						Rs.	Rs.	Rs.	Rs.	Rs.
SHELLS—										
<i>Shells (chanks, sankhli, large ornamental shells, cowras, mother-of-pearl shells and oyster shells—(b) (II S)—</i>										
United Kingdom .. Cwt.	475	431	456	68	..	17,562	14,610	14,575	2,320	..
Zanzibar and Pemba .. "
India—Bombay .. "	30	1,020
Other British Possessions .. "	16	1	1	645	12	50
TOTAL, BRITISH EMPIRE .. "	505	431	472	68½	1	18,582	14,610	15,250	2,332	50
Holland .. Cwt.	797	1,575	26,020	58,181	..
Massowah .. "	1,082	1,050	601	28,852	44,488	44,342	58,150	22,860
United States of America .. "	726	1,150	18,618
Austria .. "	524
France .. "
Germany .. "	286	405	55	11,950	15,320	1,540
Trieste .. "	..	1,341	1,290	1,490	732	..	50,970	41,755	51,555	26,440
Portugal .. "	50	2,300
Other Foreign Countries .. "	23	13	2	..	52	772	220	50	..	1,185
TOTAL FOREIGN COUNTRIES .. "	1,609	2,909	3,171	4,145	1,440	62,292	1,10,998	1,12,767	1,62,886	52,025
TOTAL, BRITISH EMPIRE AND FOREIGN COUNTRIES .. "	2,114	3,340	3,643	4,213½	1,441	80,874	1,26,608	1,27,987	1,65,218	52,075
<i>Tortoise shell (including Nakhla or Nakh)—(b) (ii) (II S)—</i>										
United Kingdom .. lbs.	596	1,120	560	6,200	7,725	2,000
Straits Settlements .. "	..	224	2,000
Zanzibar .. "	560	484	1,232	896	..	5,000	3,100	6,050	3,000	..
India—Bombay .. "	..	10,304	3,584	1,568	14,150	4,485	1,740	..
Ceylon .. "	..	224	3,000
Other British Possessions .. "	896	1,344	336	112	1,988	2,150	1,300	450	40	1,600
TOTAL, BRITISH EMPIRE .. "	2,352	18,664	5,712	2,576	1,988	13,350	31,275	12,985	5,140	1,600
United States of America .. lbs.	34,608	10,250
Trieste .. "
Germany .. "
Japan .. "	..	672	2,000
Other Foreign Countries .. "	1,064	1,344	1,269	672	784	545	850	1,475	850	295
Massowah .. "	448	448	1,050	1,150	..
TOTAL, FOREIGN COUNTRIES .. "	1,064	2,016	1,708	1,120	35,392	545	2,850	2,525	2,000	10,545
TOTAL, BRITISH EMPIRE AND FOREIGN COUNTRIES .. "	3,416	15,680	7,420	3,696	37,380	13,895	34,125	15,510	7,140	12,145
TOTAL, SHELLS AND COWRIES Value	1,10,440	1,72,910	1,57,272	1,79,536	66,439
SOAP—(III, V)—										
Bahrain Islands .. Cwt.
Mesopotamia .. "	..	359	7,651
India—Bombay .. "	37	1,118
Cutch and Kathiawar .. "	102	2,244	..
Somaliland .. "	999	1,320	810	800	858	25,948	31,382	19,973	18,371	17,966
Zanzibar .. "
Perim .. "	128	106	121	110	133	3,085	2,683	3,076	2,535	2,664
Anglo-Egyptian Sudan .. "	..	150	51	..	3,370	1,042
Other British Possessions .. "	40	56	39	48	84	1,041	1,335	778	943	2,051
TOTAL, BRITISH EMPIRE .. "	1,194	1,991	970	1,060	1,126	31,192	46,421	23,827	24,143	23,723
Konfidah and Saliff .. Cwt.	..	49	96	91	58	..	1,150	2,248	1,862	1,160
Kamaran and Fursan .. "	176	179	253	403	349	4,022	4,475	5,975	8,060	7,079
Massowah .. "	84	2,591	..
Italian East Africa .. "	1,217	858	112	385	619	30,862	20,254	2,530	9,675	12,425
Jeddah .. "	2,941	3,357	280	315	659	70,309	86,568	6,303	7,300	11,610
Hodeidah .. "	1,394	1,733	1,069	557	335	31,970	41,136	25,970	12,318	7,500
Ras Hafoon .. "	54	114	97	1,189	2,118	1,595
Asiatic Turkey, Persian Gulf .. "	79	1,387
Medi .. "	228	203	229	148	203	5,030	4,978	5,572	3,427	4,046
Lohia .. "	260	81	59	..	67	5,495	1,883	1,431	..	1,350
Mokha .. "	574	761	761	886	971	11,765	17,074	16,265	18,374	17,369
Arabian Gulf Ports .. "	551	1,153	581	740	826	12,344	27,501	13,363	16,877	15,881
D'jibouti and Obokh .. "	684	115	94	210	111	20,131	3,438	2,590	4,120	2,744
Dunkali Coast .. "	50	131	120	115	80	1,024	2,970	2,722	2,375	1,520
Gaizan .. "	167	228	212	204	236	4,040	5,633	5,110	4,806	4,606
Muscat .. "
Other Foreign Countries .. "	25	42	35	23	6	536	940	1,276	489	124
Independent Somali Ports .. "	174	147	89	88	91	3,837	3,308	1,996	1,701	1,669
TOTAL, FOREIGN COUNTRIES .. "	8,520	9,037	4,044	4,343	4,728	2,02,752	2,21,308	94,540	95,592	90,678
TOTAL, BRITISH EMPIRE AND FOREIGN COUNTRIES .. "	9,714	11,028	5,014	5,403	5,854	2,33,944	2,67,729	1,18,367	1,19,735	1,14,401

No. 8—contd.

Total quantities and value of articles exported—contd.

Articles, and countries of final destination.	Quantities.					Value.				
	1926-27.	1927-28.	1928-29.	1929-30.	1930-31.	1926-27.	1927-28.	1928-29.	1929-30.	1930-31.
SPECIMENS ILLUSTRATIVE OF NATURAL SCIENCES—(II S)—										
United Kingdom .. Value	1,07,445	58,462	1,03,605	79,345	69,1
Bombay	1,500	..	1,175	..
India—Madras	530	95	..	50	..
Other British Possessions
TOTAL, BRITISH EMPIRE	1,07,985	60,057	1,03,605	80,570	67,1
United States of America	38,358	20,242	1,57,628	1,28,747	37,0
Austria
Germany	7,280
Massowah
D'jibouti and Obokh
Italy	34,030	59,250	47,830	14,390	..
France	1,046	870	510	60
Gaiwan
Other Foreign Countries
TOTAL, FOREIGN COUNTRIES	72,388	80,538	2,13,608	1,43,647	37,66
TOTAL, BRITISH EMPIRE AND FOREIGN COUNTRIES	1,80,373	1,40,595	3,17,213	2,24,217	1,06,84
SPICES—										
Belemnites (I-F)—										
Bombay .. Cwt.	290	442	382	172	231
Other British Possessions ..	6	7	11	7	5	290	442	382	172	231
TOTAL, BRITISH EMPIRE ..	6	7	11	7	5	290	442	382	172	231
Reunion
Arabian Gulf Ports	1,541	1,614	1,583	1,360	1,327
D'jibouti and Obokh ..	23	33	31	30	32	470	212	5	178	523
Other Foreign Countries ..	10	5	28	6	13
TOTAL, FOREIGN COUNTRIES ..	33	38	31—28	36	45	2,011	1,826	1,588	1,538	1,850
TOTAL, BRITISH EMPIRE AND FOREIGN COUNTRIES ..	39	45	42—28	43	50	2,301	2,268	1,970	1,710	2,081
Cardamoms (I-F)—										
Somaliland
United Kingdom	1,300
Egypt ..	20
Suakin and Port Soudan
Other British Possessions ..	1	6	7	10	14	132	898	1,393	1,191	1,432
TOTAL, BRITISH EMPIRE ..	21	6	7	10	14	1,432	898	1,393	1,191	1,432
Egypt	42	5,853
Lohia ..	36	5,520
Asiatic Turkey Levant and Black Sea
D'jibouti	12	11	8	2,404	2,236	1,143
Mokha	11	6	2,554	1,151	..
Kamaran	17	20	19,595	3,330	1,896
Hodeidah ..	103	70	128	67	96	..	11,900	28,641	11,610	12,510
Medi
Italian East Africa	8	19	1,472	2,542
Gaiwan	19	17	..	3,786	..	2,882	2,375	..
Other Foreign Countries ..	29	43	15	14	31	..	6,337	2,522	1,742	2,796
Arabian Gulf Ports	10	..	10	1,099	..	1,019
Massowah
Jeddah ..	11	17	..	1,900	2,950	..
Konfidah	10	11	9	2,600	1,710	1,500	..
TOTAL, FOREIGN COUNTRIES ..	179	165	206	166	181	30,801	26,690	41,812	28,416	21,910
TOTAL, BRITISH EMPIRE AND FOREIGN COUNTRIES ..	200	171	213	176	198	32,233	27,588	43,205	29,607	23,342
Onites (I-F)—										
Bombay
Somaliland ..	39	55	126	93	92	1,060	1,293	2,712	2,025	1,831
Suakin and Port Soudan
Egypt
Australia
Other British Possessions ..	59	41	34	44	31	1,095	752	705	1,257	661
TOTAL, BRITISH EMPIRE ..	98	96	160	137	123	2,155	2,045	3,417	3,282	2,492
Italian East Africa .. Cwt.	..	54	48	1,319	1,282
Massowah	71	184	..	2,230	1,253
France
D'jibouti and Obokh	171	303	259	203	..	4,245	7,153	5,92	4,558
Dunkali Coast
Hodeidah
Arabian Gulf Ports	77	88	..	105	..	1,800	1,810	..	1,836
United States of America
Other Foreign Countries ..	137	82	104	176	126	2,433	1,710	2,278	3,447	2,401
TOTAL, FOREIGN COUNTRIES ..	137	455	543	435	618	2,433	11,804	12,518	9,370	10,048
TOTAL, BRITISH EMPIRE AND FOREIGN COUNTRIES ..	235	551	703	572	741	4,588	13,349	16,935	12,652	12,540

No. 8—contd.

Total quantities and value of articles exported—contd.

Articles, and countries of final destination.	Quantities.					Value.				
	1926-27.	1927-28.	1928-29.	1929-30.	1930-31.	1926-27.	1927-28.	1928-29.	1929-30.	1930-31.
SPICES—continued.						Rs.	Rs.	Rs.	Rs.	Rs.
<i>Cinnamon (I.-F.)—</i>										
Egypt Cwt.
Suakin "
Somaliland "	..	36	53	1,210	1,315
Zanzibar "
Other British Possessions "	17	33	28	54	31	544	730	671	1,187	544
TOTAL, BRITISH EMPIRE "	17	69	81	54	31	544	1,940	1,986	1,187	544
Italian East Africa "	82	93	100	128	121	2,506	3,065	2,439	2,735	1,913
Djibouti and Obokh "	140	178	183	120	127	4,063	4,655	4,154	2,261	1,907
Massowah "	39	1,202
Confidah "	..	112	124	86	3,555	2,843	2,155	..
Gaizan "	210	139	284	245	238	6,440	4,207	7,894	6,288	4,215
Lohia "	47	39	1,725	1,220
Hodeidah "	268	326	715	399	119	8,650	7,955	16,492	8,906	2,014
Medi "	70	117	85	80	125	1,900	3,165	2,020	1,925	2,700
Mokha "	81	206	234	249	211	2,530	6,079	6,219	5,724	5,197
Arabian Gulf Ports "	107	112	221	263	379	3,130	4,446	5,779	6,921	8,421
Germany "
Kamaran "	167	53	124	172	187	5,020	1,540	2,898	4,404	3,721
Turkey in Asia "
Asiatic Turkey Levant and Black Sea "	85	1,360
Other Foreign Countries "	48	40	62	90	153	1,193	930	1,295	1,927	2,353
TOTAL, FOREIGN COUNTRIES "	1,259	1,415	2,132	1,837	1,745	38,469	40,817	52,033	43,249	33,801
TOTAL, BRITISH EMPIRE AND FOREIGN COUNTRIES "	1,276	1,484	2,213	1,891	1,776	39,013	42,757	54,019	44,436	34,345
<i>Cloves (I. F.)—</i>										
Anglo-Egyptian Sudan "	86	70	38	3,729	4,310	1,565
Egypt "	70	4,275
Suakin "
United Kingdom "
India—Bombay "	31	2,000
Other British Possessions "	28	22	17	4	12	1,022	857	1,122	205	525
New Zealand "	38	3,160	..
Australia "	516	31,424	..
Hong Kong "	181	6,500	..
TOTAL, BRITISH EMPIRE "	98	22	103	709	81	5,297	857	4,851	45,599	4,090
Asiatic Turkey, Levant and Black Sea "	47	25	2,765	1,305
Massowah "	188	162	117	76	..	5,065	5,703	3,827	3,971	..
Egypt "	..	113	4,150
Medi "	..	36	..	16	1,115	..	1,200	..
Hodeidah "	344	379	266	223	300	16,525	15,796	12,858	11,734	14,442
Confidah "	162	178	78	93	42	5,216	4,748	2,520	3,230	1,090
Djibouti "	833	758	690	605	311	33,009	25,715	25,823	35,913	14,851
Arabian Gulf Ports "	27	1,710
Mokha "	84	151	56	28	..	2,748	4,807	2,857	1,538	..
Gaizan "	47	55	63	81	62	1,855	1,717	2,240	3,400	2,432
Other Foreign Countries "	41	47	29	44	82	1,802	1,690	1,595	2,435	3,030
Asiatic Turkey, Persian Gulf "
Lohia "	43	1,356
Jeddah "	109	91	..	92	..	6,297	3,100	..	5,700	..
Kamaran "	90	142	53	152	108	3,530	6,036	2,230	6,824	3,665
TOTAL, FOREIGN COUNTRIES "	1,938	2,112	1,389	1,410	930	80,168	74,577	55,710	75,975	40,815
TOTAL, BRITISH EMPIRE AND FOREIGN COUNTRIES "	2,036	2,134	1,492	2,119	1,011	85,465	75,434	60,561	1,21,574	44,905
<i>Ginger (I. F.)—</i>										
Egypt "	2,005
Anglo-Egyptian Sudan "	177	..	85	5,850	..	1,373
Kenya Colony "	79	57	52	55	54	2,861	1,660	1,935	2,236	2,703
Somaliland "	34	67	108	80	109	1,069	1,801	3,896	2,950	2,703
Zanzibar "
Perim "	76	56	2,611	1,567
Other British Possessions "	42	41	37	12	24	1,366	1,063	1,208	383	657
TOTAL, BRITISH EMPIRE "	155	165	374	223	328	5,296	4,544	12,909	8,245	8,305
Asiatic Turkey, Levant and Black Sea "
Ras Hafon "	..	44	65	111	91	..	1,247	2,230	3,756	2,292
Massowah "	493	410	86	120	123	19,099	11,900	2,926	5,180	2,987
Italian East Africa "	606	508	478	796	592	22,356	14,691	18,898	30,335	15,839
Independent Somali Ports "	55	91	200	169	210	1,944	2,537	7,038	5,991	5,171
Confidah "	677	1,147	946	612	460	23,400	33,435	29,525	20,763	11,684
Dunkali Coast "	34	109	108	1,204	3,759	3,050
Gaizan "	2,421	2,039	2,380	2,187	1,826	77,999	78,133	79,808	69,233	50,503
Java "	46	1,427	..
Medi "	539	843	753	494	328	18,825	24,275	23,991	16,215	8,924
Lohia "	779	303	36	53	73	27,369	9,580	1,178	1,530	1,855
Hodeidah "	5,841	5,728	6,340	6,491	4,345	1,99,783	1,61,855	2,34,737	2,47,048	1,13,073
Furan "	1,320	1,062	1,528	2,098	2,510	45,678	31,033	47,393	71,384	63,890
Mokha "	1,023	1,636	1,588	2,170	2,133	33,168	43,430	57,752	73,499	59,152
Arabian Gulf Ports "	2,195	1,420	2,001	2,821	4,680	79,628	42,780	69,853	92,223	1,33,049
Jeddah "	1,806
Djibouti and Obokh "	410	493	652	345	560	13,829	13,673	23,777	12,622	13,842
Other Foreign Countries "	49	33	27	51	102	1,450	1,082	856	1,654	2,856
Egypt "	1,100
TOTAL, FOREIGN COUNTRIES "	16,474	16,418	17,117	18,672	18,141	5,66,326	4,70,751	6,01,176	6,56,619	4,88,167
TOTAL, BRITISH EMPIRE AND FOREIGN COUNTRIES "	16,629	16,583	17,491	18,895	18,469	5,71,622	4,75,295	6,14,035	6,64,864	4,96,472

No. 8—contd.

Total quantities and value of articles exported—contd.

Articles, and countries of final destination.	Quantities.					Value.				
	1926-27.	1927-28.	1928-29.	1929-30.	1930-31.	1926-27.	1927-28.	1928-29.	1929-30.	1930-31.
Pepper (<i>I. F.</i>)—										
Egypt	320	6,100
Kenya Colony	17	1,745
Zanzibar	24	26	35	1,747	1,760	1,
Somaliland	21	..	27	..	1,110	1,023	..	1,
Anglo-Egyptian Sudan	..	18	21	..	28	608	2,179	1,
Other British Possessions	47	21	10	29	28	2,378	1,505
TOTAL, BRITISH EMPIRE	367	39	72	55	90	18,478	2,615	5,123	3,948	5,
Kamaran	136	80	64	93	115	5,925	3,453	3,744	8,703	7,
Mussowah	367	333	..	34	132	23,052	27,036	..	3,074	5,
Italian East Africa	85	37	25	47	58	5,235	2,110	2,555	4,078	3,
Jeddah	121	24	21	5,608	1,970	1,
Confidah	92	25	..	45	..	2,972	1,120	1,930	4,550	..
Independent Somali Ports	41	2,656
Gaizan	51	..	21	65	47	2,095	..	1,270	5,954	2,
Lohia	176	26	8,085	1,570
Hodeidah	1,349	821	1,279	991	929	76,621	59,240	1,13,415	75,382	46,8
Medi	153	73	73	73	19	7,035	4,170	4,130	7,000	1,4
Mokha	183	131	170	199	391	9,139	7,770	14,006	15,697	26,0
Arabian Gulf Ports	194	48	150	112	177	10,044	2,507	12,232	9,939	11,9
Djibouti and Obokh	366	317	252	306	353	20,580	25,499	20,847	24,412	16,1
Asiatic Turkey, Levant and Black Sea	72	3,5
Other Foreign Countries	15	30	57	31	41	810	1,371	3,903	2,176	2,7
Dunkali Coast	15	1,114	..
Egypt	97	4,9
TOTAL, FOREIGN COUNTRIES	3,288	1,921	2,170	2,035	2,452	1,77,301	1,35,846	1,80,668	1,64,049	1,34,19
TOTAL, BRITISH EMPIRE AND FOREIGN COUNTRIES	3,655	1,960	2,242	2,090	2,542	1,95,779	1,38,461	1,85,811	1,67,997	1,39,25
Other Sorts (<i>I. F.</i>)—										
Bombay	916	11,045
Somaliland	402	397	372	448	186	11,637	12,902	9,107	11,106	3,24
Perim	182	164	175	60	..	5,501	5,791	5,096	1,675	..
Anglo-Egyptian Sudan	33	63	47	1,452	2,889	1,845
Zanzibar	222	100	254	3,320	1,610	2,650
Other British Possessions	9	48	116	119	149	235	1,080	2,204	2,174	2,542
Mauritius
Kenya Colony	79	31	2,865	1,565
TOTAL, BRITISH EMPIRE	1,843	803	964	625	335	36,055	25,817	20,902	14,955	5,789
Ras Hafoon	..	85	47	22	3,588	1,565	1,171	..
Mussowah	69	76	40	3,420	2,135	1,717
Dunkali Coast	203	308	208	43	42	4,692	12,000	5,547	1,445	1,190
Independent Somali Ports	329	562	292	64	38	9,233	20,117	7,904	1,909	1,091
Italian East Africa	364	309	237	76	55	12,007	13,312	8,505	1,901	1,440
Jeddah	59	33	1,877	1,930
Confidah	28	1,050
Hodeidah	556	322	325	432	285	17,144	10,397	8,878	8,941	4,259
Erean	149	115	52	89	..	6,313	4,950	2,013	2,953	..
Mokha	3,039	3,086	1,570	258	357	85,501	102,997	44,851	9,317	10,463
Arabian Gulf Ports	3,212	3,417	2,019	760	280	95,048	93,474	51,123	17,693	5,100
Djibouti and Obokh	232	283	320	336	224	8,442	8,441	6,820	5,797	3,767
Gaizan	492	359	198	44	..	20,982	17,077	9,422	1,384	..
Medi
Lohia	142	38	3,430	1,950
Other Foreign Countries	169	163	55	61	95	3,809	4,228	2,108	1,950	2,597
Asiatic Turkey, Levant and Black Sea
Madagascar	..	41	1,750
TOTAL, FOREIGN COUNTRIES	9,043	9,195	5,361	2,185	1,376	2,75,948	2,99,046	1,50,453	54,467	29,907
TOTAL, BRITISH EMPIRE AND FOREIGN COUNTRIES	10,886	9,998	6,325	2,810	1,711	3,12,003	3,23,863	1,71,355	69,422	35,606
TOTAL SPICES	34,956	32,826	30,721	28,596	26,498	12,43,001	10,99,015	11,46,891	11,12,262	7,88,635
Stationery (<i>excluding Paper</i>) (III-M.)—										
Madras	1,450
India—Bombay	1,638
British East Africa
United Kingdom
Somaliland	2,151	3,705	2,929	4,486	3,958
Perim	1,085
Zanzibar and Pemba
Other British Possessions	1,572	1,390	1,418	1,878	2,206
TOTAL, BRITISH EMPIRE	5,361	6,180	5,797	6,364	6,194

No. 8—contd.
Total quantities and value of articles exported—contd.

Articles, and countries of final destination.	Quantities.					Value.				
	1926-27.	1927-28.	1928-29.	1929-30.	1930-31.	1926-27.	1927-28.	1928-29.	1929-30.	1930-31.
STATIONERY (excluding PAPER) (III-M).						Rs.	Rs.	Rs.	Rs.	Rs.
—continued.										
Ras Hafoon Value	1,400	..
Gaizan	5,105	..
Independent Somali Ports	1,000	1,513	1,350	..
Greece
Medi	1,165	..
Kamaran	2,225	4,951	..
Italian East Africa	2,350	1,265	1,220	..
Arabian Gulf Ports	1,280	..	1,445	8,091	2,308
Hodeidah	1,310	2,013	2,228	6,313
Djibouti and Obokh	4,635	14,503	11,591	6,354	13,273
Other Foreign Countries	2,950	2,693	2,123	1,864	2,216
Egypt	1,925	1,148
TOTAL, FOREIGN COUNTRIES	8,866	21,856	22,178	35,053	25,258
TOTAL, BRITISH EMPIRE AND FOREIGN COUNTRIES	14,226	28,036	27,975	42,017	31,452
STONE AND MARBLE (III-V.)—										
Perim Tons
United Kingdom
Other British Possessions	1	2	..	10	526	73	734	..	372
TOTAL, BRITISH EMPIRE	1	2	..	10	526	73	734	..	372
Italian East Africa
Djibouti	2	1,315
Arabian Gulf Ports
Other Foreign Countries	4	5	9	7	3-10	889	882	1,610	978	2,048
TOTAL, FOREIGN COUNTRIES	6	5	9	7	3-10	2,204	882	1,610	978	2,048
TOTAL, BRITISH EMPIRE AND FOREIGN COUNTRIES	6-5	6	11	7	4	2,780	955	2,344	978	2,420
SUGAR, REFINED (I. G.)—										
Anglo Egyptian Sudan	25	5,390
Somaliland	1,399	2,866	2,687	1,773	..	3,03,139	6,41,707	5,61,802	3,12,773	..
Zanzibar	71	11	18,925	2,716
Perim	72	64	75	76	..	17,708	14,853	16,061	14,229	..
Straits Settlements
Other British Possessions	2	7	1	..	80	417	1,716	324	..
India—Bombay	45	43	12,000	11,270
Kenya Colony	188	99	55	42,825	22,278	18,970
TOTAL, BRITISH EMPIRE	1,730-4	3,112	2,867	1,850	..	4,42,652	6,99,358	6,09,819	3,27,326	..
Medi	99	146	36	173	..	25,800	33,000	39,798	82,830	..
Massowah	4	27	25	5	..	1,423	7,449	5,299	12,60	..
Dunkali Coast	37	95	175	103	..	8,519	20,615	35,582	19,193	..
Independent Somali Ports	294	606	573	382	..	71,380	1,37,569	1,17,481	72,970	..
Italian East Africa	600	1,098	816	157	..	1,54,014	2,64,936	1,64,600	29,303	..
Jeddah	83	48	39	13	..	20,902	12,100	7,950	2,500	..
Confidah	52	91	95	88	..	11,428	21,372	21,035	17,389	..
Gaizan	219	338	317	219	..	54,641	77,364	67,496	42,318	..
Lohia	240	221	82	63	..	57,516	49,611	17,208	11,775	..
Hodeidah	812	1,681	2,476	1,521	..	2,14,988	3,79,502	5,02,555	2,76,134	..
Furssan	755	245	359	285	..	38,748	55,522	74,225	55,251	..
Mokha	1,244	2,300	2,855	2,457	..	3,10,323	5,16,720	5,88,060	4,66,580	..
Arabian Gulf Ports	804	1,124	1,058	1,187	..	2,05,511	2,69,955	2,40,309	2,40,281	..
German East Africa	15	6	..	3,850
Java	1,200	..
Djibouti and Obokh	947	2,094	2,196	676	..	2,37,221	4,78,927	4,58,934	1,25,330	..
Other Foreign Countries	4	2	3	1	..	907	498	758	163	..
Ras Hafoon	30	129	215	271	..	7,570	29,478	45,841	50,021	..
Mozambique	4	5	1,000	1,150
TOTAL, FOREIGN COUNTRIES	5,639	10,249	11,325	7,557	..	14,24,741	23,45,618	23,88,871	14,44,427	..
TOTAL, BRITISH EMPIRE AND FOREIGN COUNTRIES	7,369-4	13,361	14,192	9,407	..	18,67,393	30,44,976	29,98,690	17,71,753	..
SUGAR, UNREFINED (I. G.)—										
Somaliland
Other British Possessions	129	52	51	..
TOTAL, BRITISH EMPIRE	129	52	51	..
Massowah
Hodeidah	21	17	14	7,060	3,779	3,950
Italian East Africa
Gaizan
Jeddah
Furssan
Mokha
Arabian Gulf Ports	12	25	148	14	..	2,117	5,085	32,041	2,963	..
Medi
Djibouti and Obokh	5	3	5	4	..	2,342	1,369	1,912	1,889	..
Other Foreign Countries	8	4	5	2	..	1,844	1,044	1,225	321	..
Lohia	6	1,523
TOTAL, FOREIGN COUNTRIES	50	49	172	20	..	14,886	11,277	39,128	5,173	..
TOTAL, BRITISH EMPIRE AND FOREIGN COUNTRIES	50	49-5	172-4	20-4	..	14,886	11,406	39,180	5,224	..

No. 8—contd.

Total quantities and value of articles exported—contd.

Articles, and countries of final destination.	Quantities.					Value.				
	1926-27.	1927-28.	1928-29.	1929-30.	1930-31.	1926-27.	1927-28.	1928-29.	1929-30.	1930-31.
SUGAR (I-G)—continued.						Rs.	Rs.	Rs.	Rs.	Rs.
<i>Confectionery (I-G)—</i>										
Somaliland .. Tons	1	1,357
Perim	1,511
Other British Possessions	2
Zanzibar
TOTAL, BRITISH EMPIRE	3	2,768
Medi Tons
Jeddah	12	10,028
Djibouti and Obokh	4	2,880
Massowah
Lohia
Gaizan
Mokha	2	1,097
Konfidah	10	8,415
Hodeidah
Farsan, etc.
Dunkali Coast
Arabian Gulf Ports	17	13,868
Italian East Africa	6	5,280
Other Foreign Countries	4	2,785
TOTAL, FOREIGN COUNTRIES	55	44,353
TOTAL, BRITISH EMPIRE AND FOREIGN COUNTRIES	58	47,121
TOTAL, SUGAR	7,477-4	13,410-5	14,364-4	9,427-4	..	19,29,400	30,56,382	30,37,870	17,76,977	..
<i>Sugar, 23 Dutch Standard and above—</i>										
Perim Tons.	23	2,957
British Somaliland	530	66,546
Zanzibar	15	1,650
Other British Possessions	2	192
TOTAL, BRITISH EMPIRE	570	71,345
Independent Somali Ports	181	22,730
Konfidah	24	2,940
Ras-Hafoon	113	14,076
Gaizan	49	6,297
Dunkali Ports	45	5,659
Medi	50	5,984
Kamaran	78	10,214
Italian East Africa	90	11,625
Hodeidah	495	62,324
Djibouti	185	23,765
Mocha	1,144	1,43,016
A. Gulf Ports	328	41,244
Lohia	17	2,016
TOTAL, FOREIGN COUNTRIES	2,799	3,51,890
TOTAL, BRITISH EMPIRE AND FOREIGN COUNTRIES	3,369	4,23,235
SUGAR—										
<i>Sugar, below D. S. but not below 16 D. S.—</i>										
British Somaliland .. Tons.	802	1,14,958
Perim	54	7,661
Zanzibar	22	2,954
Other British Possessions	2	352
TOTAL, BRITISH EMPIRE	880	1,25,925
Dunkali Ports .. Tons	56	8,363
Konfidah	79	11,900
Independent Somali Ports	260	39,173
Ras-Hafoon	124	16,634
Arabian Gulf Ports	884	1,48,100
Djibouti	370	53,291
Gaizan	137	20,292
Hodeidah	459	64,872
Medi	72	10,992
Massowah	7	1,275
Kamaran	199	29,181
Italian East Africa	250	39,374
Mocha	1,188	1,82,639
Lohia	29	4,139
Other Foreign Countries	3	533
TOTAL, FOREIGN COUNTRIES	4,117	6,30,808
TOTAL, BRITISH EMPIRE AND FOREIGN COUNTRIES	4,997	7,56,733

No. 8—contd.
Total quantities and value of articles exported—contd.

Articles, and country of final destination.	Quantities.					Value.				
	1926-27.	1927-28.	1928-29.	1929-30.	1930-31.	1926-27.	1927-28.	1928-29.	1929-30.	1930-31.
SUGAR, (I.G.)—contd.										
<i>Molasses including Palmyra and Cane Jaggery—</i>										
Other British Possessions .. Tons.	—5	68
TOTAL, BRITISH EMPIRE .. "	—5	68
D'jibouti .. "	4	1,389
Other Foreign Countries .. "	4	663
TOTAL, FOREIGN COUNTRIES .. "	8	2,052
TOTAL, BRITISH EMPIRE AND FOREIGN COUNTRIES .. "	8—5	2,120
TOTAL SUGAR .. "	8,374—5	11,82,088
TALLOW AND STEARINE (including GREASE AND ANIMAL FAT) (II-L)—										
Bahrain Islands .. Cwt.	..	110	2,580
Bombay .. "	..	30	..	72	1,000
Anglo-Egyptian Sudan .. "	30	19	48	25	59	763	2,100	1,040	1,450	1,059
Other British Possessions .. "	..	51	390	..	665	..
Mesopotamia .. "	1,358
TOTAL, BRITISH EMPIRE .. "	30	288	48	97	59	763	7,428	1,040	2,115	1,059
Muscat .. "	..	115	1,994
Confidah and Saliff .. "	75	1,200
A. Turkey, Levant & B. Sea .. "	163	3,453
Massowah .. "	116	2,505
Fursan .. "
Hodeidah .. "	439	380	86	60	179	9,618	7,000	1,587	1,394	3,240
Arabian Gulf Ports .. "
Gaizan .. "
Italian East Africa .. "
Mokha .. "	61	1,388
Asiatic Turkey, Persian Gulf .. "	59	126	104	95	55	1,359	2,619	2,036	1,642	773
Other Foreign Countries .. "	64	1,550
Lohia .. "
Medi .. "
TOTAL, FOREIGN COUNTRIES .. "	977	631	180	155	234	21,073	11,613	3,623	3,286	4,013
TOTAL, BRITISH EMPIRE AND FOREIGN COUNTRIES .. "	1,007	919	238	252	293	21,836	19,041	4,663	5,351	5,072
(I-H)—										
<i>ea, Black—</i>										
Calcutta .. Lbs.	2,817	4,048	18,332	..	2,284	2,615	3,850	11,817	..	2,150
Kanya Colony .. "	22,616	20,923	2,400	11,320	15,453	1,500
Anglo-Egyptian Sudan .. "	77,242	1,33,533	85,992	55,607	34,848	65,733	1,14,594	72,851	46,081	22,752
Somaliland .. "
United Kingdom .. "
Zanzibar .. "
Perim .. "	4,900	4,454	5,292	4,823	5,367	5,107	4,369	4,831	4,852	3,996
India—Bombay .. "	..	7,600	5,138
Other British Possessions .. "	900	336	2,193	331	560	600	400	1,741	250	300
TOTAL, BRITISH EMPIRE .. "	108,475	1,70,894	111,709	60,761	45,459	85,375	1,43,804	91,240	51,183	30,698
Mokha .. "	13,429	27,615	18,500	13,276	14,959	12,968	25,523	17,056	12,251	12,004
Independent Somali Ports .. "	2,020	1,254	1,896	1,540	..	1,980	1,300	1,800	1,500	..
Medi .. "	1,346	2,182	3,218	2,303	..	1,312	2,112	3,050	2,061	..
Dunkali Coast .. "	1,900	1,156	2,100	1,200	..	1,700	1,256	2,100	1,200	..
Konfidah .. "	15,333	1,480	3,800	12,000	1,410	3,500
Massowah .. "	4,120	2,688	3,900	..	2,000	..
Egypt .. "	116,654	1,02,676	73,899	65,987	77,494	1,04,891	94,473	66,677	48,115	44,601
Italian East Africa .. "	2,508	2,344	2,136	2,234	4,325	2,455	2,320	2,100	2,210	3,075
Gaizan .. "	2,312	2,300
Lohia .. "	53,877	78,542	64,653	27,892	22,852	49,534	57,852	52,413	19,451	15,214
D'jibouti and Obokh .. "	42,264	12,042	5,038	17,315	..	36,496	10,335	4,500	17,315	..
Jeddah .. "	668	1,481	509	1,285	4,331
Other Foreign Countries .. "	919	1,530	527	1,856	6,977
Arabian Gulf Ports .. "	15,179	15,073	16,205	11,197	12,791	13,723	14,060	15,302	10,420	10,873
Hodeidah .. "	3,509	3,295	8,443	4,323	8,472	3,129	2,902	6,647	3,809	4,721
Kamaran .. "	1,739	6,052	4,614	6,446	4,711	1,760	5,890	4,653	6,267	4,089
Asiatic Turkey, Levant and Black Sea .. "
Ras Hafon .. "	3,345	7,705	9,610	16,236	11,117	2,835	6,757	7,820	13,035	7,964
TOTAL, FOREIGN COUNTRIES .. "	276,134	262,946	218,957	174,493	163,698	2,47,751	2,37,681	1,92,027	1,40,919	1,06,872
TOTAL, BRITISH EMPIRE AND FOREIGN COUNTRIES .. "	384,609	433,840	330,666	2,35,254	209,157	3,33,126	3,81,485	2,83,267	1,92,102	1,37,570

Total quantities and value of articles exported—contd.

Articles, and countries of final destination.	Quantities.					Value.				
	1926-27.	1927-28.	1928-29.	1929-30.	1930-31.	1926-27.	1927-28.	1928-29.	1929-30.	1930-31.
TEA (L.H.)—						Rs.	Rs.	Rs.	Rs.	Rs.
<i>Tea, Green (I.H.)—</i>										
Other British Possessions .. Lbs.	..	500	700
TOTAL, BRITISH EMPIRE	500	700
Kamran	2,800	1,500	2,800	1,500
Jeddah
Other Foreign Countries
TOTAL, FOREIGN COUNTRIES ..	2,800	1,500	2,800	1,500
TOTAL, BRITISH EMPIRE AND FOREIGN COUNTRIES ..	2,800	2,000	2,800	2,200
TOTAL OF TEA ..	387,409	435,840	330,666	235,254	209,157	3,35,928	3,83,685	2,83,287	1,92,102	1,37,570
TEXTILES—										
COTTON—										
<i>Raw (II-M.)—</i>										
Zanzibar
India—Bombay	68	11	6	57,085	9,000	4,300	..
Other British Possessions ..	1	1	1	9	2	517	450	361	237	1,166
TOTAL, BRITISH EMPIRE ..	1	64	12	6-9	2	517	57,535	9,361	4,537	1,166
Jeddah	2	8	9	3	..	1,020	1,940	6,465	1,340
United States
Djibouti	2	1,464
Arabian Gulf Ports	3	3	2,205	1,847
Other Foreign Countries ..	3	1/20	1	3	1	2,093	56	648	2,221	972
TOTAL, FOREIGN COUNTRIES ..	3	7-1	12	12	4	2,093	4,745	7,435	8,686	2,312
TOTAL, BRITISH EMPIRE AND FOREIGN COUNTRIES ..	4	71-1	24	18-9	6	2,610	62,280	16,796	13,223	3,478
<i>Waste (II-M.)—</i>										
Perim
Other British Possessions ..	3	10	10	5	3	120	407	465	230	65
TOTAL, BRITISH EMPIRE ..	3	10	10	5	3	120	407	465	230	65
Other Foreign Countries ..	4	3	26	22	9	150	138	937	590	164
Djibouti
TOTAL, FOREIGN COUNTRIES ..	4	3	26	22	9	150	138	937	590	164
TOTAL, BRITISH EMPIRE AND FOREIGN COUNTRIES ..	7	13	36	27	12	270	545	1,402	820	229
Twist and Yarn—										
<i>Mule and Water, Nos. 1 to 10 (III-Q.)—</i>										
Bombay	1,308	1,290
Somaliland
Perim	152	442	394	1,198	..	116	389	352	794
Other British Possessions
TOTAL, BRITISH EMPIRE ..	1,308	152	442	394	1,198	1,290	116	389	352	794
Lohia	2,430	3,240	2,430	2,440
Konfidah	1,600	..	8,220	5,200	..	1,600	..	6,960	3,300	..
Independent Somali Ports	3,124	3,414	3,574	8,891	..	1,970	2,787	2,092	4,406
Djibouti and Obokh	608,243	878,228	2,039,414	19,75,797	2,084,076	4,22,470	6,42,187	16,62,941	13,85,139	12,98,970
Massowah	4,036	9,452	7,195	3,082
Italian East Africa	16,766	4,512	8,744	17,308	13,716	3,000	6,475	6,045	2,080	..
Hodeidah	234,252	218,484	277,956	326,708	338,176	13,255	3,395	6,285	13,315	6,735
Mokha	174,246	170,408	119,183	135,130	154,306	1,81,546	1,57,825	2,15,442	239,198	223,559
Arabian Gulf Ports	181,589	195,000	85,390	133,122	230,376	1,52,070	1,33,851	98,024	1,06,466	1,03,210
Gaizan	4,850	12,800	..	1,53,185	1,53,711	71,082	1,07,864	1,74,518
Medi	7,200	11,448	17,936	21,500	12,200	3,910	2,200	1,480
Other Foreign Countries ..	2,110	1,763	200	..	4,828	6,600	8,810	15,050	17,200	8,800
Kamran	4,528	3,200	10,141	16,170	20,206	1,350	1,311	150	..	2,825
Dunkali Coast	23,710	24,180	16,850	11,228	3,380	3,930	2,750	8,658	13,141	12,755
Rae Hafon	2,016	3,424	4,300	2,300	20,340	21,960	13,640	8,493	2,776
Asiatic Turkey Levant and Black Sea	2,000	8,488	1,550	2,550	3,075	1,365
TOTAL, FOREIGN COUNTRIES ..	1,257,710	1,525,054	2,604,917	26,64,387	2,874,555	9,61,776	11,38,235	21,13,924	19,09,563	18,41,399
TOTAL, BRITISH EMPIRE AND FOREIGN COUNTRIES ..	1,259,018	1,525,206	2,605,359	26,64,781	2,875,753	9,63,066	11,38,351	21,14,313	19,09,915	18,42,193
<i>Mule and Water, Nos. 11 to 20 (III-Q.)—</i>										
Soakin and Port Soudan
Perim
India—Bombay
Other British Possessions ..	300	94	620	240	240	250	76	665	200	195
TOTAL, BRITISH EMPIRE ..	300	94	620	240	240	250	76	665	200	195

GENERAL EXPORTS.

SEA-BORNE TRADE.

No. 8—*contd.*
Total quantities and value of articles exported—*contd.*

Articles, and countries of final destination.	Quantities.					Value.				
	1926-27.	1927-28.	1928-29.	1929-30.	1930-31.	1926-27.	1927-28.	1928-29.	1929-30.	1930-31.
<i>TEXTILES—continued.</i>										
<i>COTTON—continued.</i>						Rs.	Rs.	Rs.	Rs.	Rs.
<i>Twist and Yarn—continued</i>										
Mule and Water, Nos. 11 to 20 (III-Q)— <i>continued.</i>										
Lohia Lbs.	1,800	1,800
Kamran "	..	8,800	5,000	3,300	4,950
Asiatic Turkey, Levant and Black Sea "	3,900	3,500
Djibouti and Obokh "	901,956	1,156,015	590,144	727,638	653,218	7,41,354	7,98,801	5,07,780	5,59,612	4,13,552
Massowah "
Medi "	9,400	8,296	8,972	7,300	4,100	9,200	6,800	7,700	5,700	3,800
Hodeidah "	100,258	78,760	92,689	92,594	76,898	87,907	68,985	83,080	75,155	52,136
Mocha "	69,410	77,934	73,157	64,620	52,678	60,767	61,451	65,722	59,912	36,590
Arabian Gulf Ports "	50,604	36,832	35,956	23,098	25,268	46,954	29,250	33,090	20,500	19,575
Dunkali Coast "	22,545	3,628	16,823	3,110
Other Foreign Countries "	300	568	1,300	770	3,710	250	410	875	570	1,704
Italian East Africa "	12,904	4,012	4,200	7,718	4,784	11,795	3,845	4,225	7,550	3,655
TOTAL, FOREIGN COUNTRIES "	1,169,177	1,374,845	815,318	913,736	820,634	9,76,850	9,75,952	7,15,928	7,27,999	5,31,012
TOTAL, BRITISH EMPIRE AND FOREIGN COUNTRIES "	1,169,477	1,374,939	815,938	913,976	820,874	9,77,100	9,76,028	7,16,593	7,28,199	5,31,207
Mule and Water, Nos. 21 to 30 (III-O)—										
Other British Possessions "	..	56	30
TOTAL BRITISH EMPIRE "	..	56	30
Arabian Gulf Ports "
Djibouti and Obokh "	9,700	26,080	7,800	41,160	120,160	7,775	23,450	5,900	34,765	64,725
Italian East Africa "	1,400	952	1,360	1,200
Other Foreign Countries "	600	600	1,200	325
Hodeidah "	3,500	2,100
TOTAL, FOREIGN COUNTRIES "	11,700	27,032	7,800	41,160	124,260	10,335	24,650	5,900	34,765	67,150
TOTAL, BRITISH EMPIRE AND FOREIGN COUNTRIES "	11,700	27,088	7,800	41,160	124,260	10,335	24,680	5,900	34,765	67,150
Mule and Water, Nos. 31 to 40 (III-Q)—										
Bombay "	392	..	300	250	..	400
Other British Possessions "
TOTAL, BRITISH EMPIRE "	392	..	300	250	..	400
Italian East Africa "	2,692	3,118	3,540	3,620
Djibouti and Obokh "	73,348	65,428	61,350	3,100	21,272	96,750	77,023	46,456	3,800	19,823
Massowah "
Hodeidah "	..	900	1,875
Mocha "
Other Foreign Countries "	1,000	1,880	700	3,000	580	1,180	1,900	1,200	2,200	380
Kamran "	2,400	3,200	1,850	2,900
TOTAL, FOREIGN COUNTRIES "	79,440	71,408	62,050	6,100	24,968	1,03,320	83,698	47,656	6,000	23,820
TOTAL, BRITISH EMPIRE AND FOREIGN COUNTRIES "	79,440	71,408	62,442	6,100	25,268	1,03,320	83,698	47,906	6,000	24,220
Mule and Water, above No. 40 (III-Q)—										
British Somaliland "	4,000	4,000
K. and Kathiawar "
Other British Possessions "
TOTAL, BRITISH EMPIRE "	4,000	4,000
Djibouti and Obokh "	253,306	373,162	128,936	183,000	204,828	3,44,993	4,89,185	205,579	2,35,210	2,13,520
Italian East Africa "	4,156	4,244	2,500	3,328	1,184	6,420	5,850	4,355	4,235	1,490
Mocha "
Massowah "
Other Foreign Countries "	..	40	400	200	50	325	200	..
TOTAL, FOREIGN COUNTRIES "	257,462	377,446	131,836	186,528	206,012	3,51,413	4,95,085	2,10,259	2,39,645	2,15,010
TOTAL, BRITISH EMPIRE AND FOREIGN COUNTRIES "	257,462	377,446	131,836	186,528	210,012	3,51,413	4,95,085	2,10,259	2,39,645	2,19,010
Orange, red and other colours— Orange, Nos. 1 to 20 (III-Q)—										
Kenya Colony "	1,568	1,800
British Somaliland "	1,876	1,296	..	1,975	1,150	..
Perim "
Other British Possessions "	..	524	928	..	540	690
TOTAL, BRITISH EMPIRE "	1,876	524	1,568	1,296	928	1,975	540	1,800	1,150	690
Medi "
Dunkali Coast "
Djibouti and Obokh "	39,528	27,078	31,900	19,945	6,440	28,350	24,780	32,150	20,615	6,975
Italian East Africa "	7,472	4,536	1,720	5,200	5,148	10,400	6,375	2,250	7,550	5,025
Hodeidah "	33,823	22,553	35,298	23,337	47,800	43,820	28,485	42,950	23,860	31,160
Mocha "	2,000	3,896	..	3,600	..	2,100	2,900	..	5,000	..
Arabian Gulf Ports "	1,300	2,050	2,072	1,008	9,848	1,300	2,600	2,000	1,200	7,980
Lohia "
Gaizan "
Other Foreign Countries "	800	400	440	..	2,400	700	400	512	..	1,525
Comfidah "	1,700	1,700
TOTAL, FOREIGN COUNTRIES "	84,923	60,813	73,180	53,090	71,636	86,570	65,540	81,582	58,225	52,631
TOTAL, BRITISH EMPIRE AND FOREIGN COUNTRIES "	86,799	60,837	74,698	54,386	72,564	88,545	66,080	83,382	59,375	53,321

No. 8—contd.
Total quantities and value of articles exported—contd.

Articles, and countries of final destination,	Quantity.					Value.				
	1926-27.	1927-28.	1928-29.	1929-30.	1930-31.	1926-27.	1927-28.	1928-29.	1929-30.	1930-31.
TEXTILES—contd.										
COTTON—contd.										
Twist and Yarn—contd.										
Orange, Nos. 21 to 40 (III-Q.)— Kenya Colony ..	Lbs.	..	952	1,825
Karachi
Other British Possessions	400	250
TOTAL, BRITISH EMPIRE	952	..	400	1,825	..	250
Medi	23,950	54,895	72,240	65,785	..
D'jibouti and Obokh ..	24,550	46,080	61,026	50,150	15,520	63,40	9,850	11,860	9,029	21,590
Hodeidah ..	4,092	4,486	5,720	5,900	2,100	18,980	8,250	7,700	1,080	2,350
Italian East Africa ..	11,680	5,860	5,152	1,048	2,800	..	1,100	2,250
Mocha	736
Arabian Gulf Ports
Kamarah	2,000	1,100
Konfidah	3,600	1,600	..	2,800	1,000
Other Foreign Countries ..	1,700	400	1,220	2,360	..	1,200	200	1,426	1,750	..
Dunkali Coast	2,100	2,100
TOTAL, FOREIGN COUNTRIES ..	42,022	61,162	75,218	59,458	24,020	50,470	77,095	95,328	77,844	28,290
TOTAL, BRITISH EMPIRE AND FOREIGN COUNTRIES ..	42,022	61,162	75,170	59,458	24,420	50,470	77,095	97,151	77,684	28,540
Orange, above No. 40 (III-Q.)—										
Other British Possessions ..	280	350
TOTAL, BRITISH EMPIRE ..	280	350
D'jibouti and Obokh ..	48,624	2,000	3,000	2,400	2,360	79,290	3,575	6,450	3,335	3,048
Italian East Africa ..	700	840	1,100	1,000
Other Foreign Countries	448	600	650	600
TOTAL, FOREIGN COUNTRIES ..	49,324	2,448	3,600	2,400	3,200	79,390	4,225	7,050	3,335	4,048
TOTAL, BRITISH EMPIRE AND FOREIGN COUNTRIES ..	49,604	2,448	3,600	2,400	3,200	79,740	4,225	7,050	3,335	4,048
Twist and Yarn—										
White Bleached (d) (III-Q.)— British Somaliland ..	1,050	1,026
Bombay ..	20,000	146	..	25,000	129	..
Other British Possessions	56	20
TOTAL, BRITISH EMPIRE ..	21,050	146	56	26,026	129	20
Massowah	3,000	2,605	1,500	465	1,630
Arabian Gulf Port	1,500	894	2,254	3,750
Mocha ..	15,604	4,288	..	9,948	7,096	11,800	3,986	..	7,800	78,950
D'jibouti ..	124,988	38,360	48,708	16,072	71,152	1,17,047	32,375	41,600	5,100	7,224
Dunkali Ports	7,228	150
Other Foreign Countries ..	1,452	1,128	1,196	100	224	5,730	1,435	1,175	50	1,200
Hodeidah ..	7,676	3,880	1,024	1,590	4,690	1,200
TOTAL, FOREIGN COUNTRIES ..	149,720	46,776	51,404	30,894	88,978	1,36,167	40,401	44,275	18,105	192,904
TOTAL, BRITISH EMPIRE AND FOREIGN COUNTRIES ..	170,770	46,776	51,404	31,040	89,034	1,62,193	40,401	44,275	18,234	192,924
Unspecified description of Twist and Yarn (III-Q.)—										
Somaliland ..	1,800	1,520	2,082	1,230
Suakin, etc.
India—Bombay
Other British Possessions	600	197	536	892	..	600	173	500	780
TOTAL, BRITISH EMPIRE ..	1,800	2,120	197	536	892	2,082	1,830	173	500	780
Massowah
Dunkali Coast
Italian East Africa ..	12,932	1,696	4,200	1,136	2,380	16,210	3,000	7,700	1,310	2,250
Hodeidah ..	24,067	9,304	19,696	9,160	7,196	22,215	8,550	16,425	9,010	5,470
Mocha ..	8,554	7,496	..	1,372	3,243	7,860	7,590	..	1,320	1,885
Arabian Gulf Ports ..	24,000	10,770	9,564	17,048	18,062	23,850	10,910	11,080	..	14,774
Muskat
D'jibouti and Obokh ..	157,810	92,212	25,032	900	26,894	1,26,314	72,005	22,080	2,050	20,125
Konfidah ..	1,420	2,200	1,510	2,200
Lohia	6,352	8,500
Kamarah	1,136	2,000	1,160	1,500
Medi	1,074
Other Foreign Countries ..	750	..	1,244	..	2,300	685	950
TOTAL, FOREIGN COUNTRIES ..	229,523	131,166	61,736	29,616	60,075	2,00,644	1,13,905	59,859	28,840	45,434
TOTAL, BRITISH EMPIRE AND FOREIGN COUNTRIES ..	231,323	133,286	61,933	30,152	60,967	2,02,726	1,15,735	60,032	29,340	46,214
TOTAL TWIST AND YARN ..	3,357,616	3,680,596	3,891,180	3,989,981	4,306,352	29,88,908	30,21,378	33,86,841	31,06,452	29,08,831
Manufactures—										
Canvas (s) (III-Q.)— Suakin and Port Sudan ..	Yds.
India—Bombay
Somaliland
Zanzibar
Other British Possessions ..	100	..	490	40	365	150	..	650	100	345
TOTAL, BRITISH EMPIRE ..	100	..	490	40	365	150	..	650	100	345
Massowah ..	900	1,350
Jeddah
D'jibouti and Obokh
Gaizan	620
Arabian Gulf Ports	1,030	..
Medi
Konfidah
Hodeidah
Mocha
Furs, etc.
Italian East Africa
Other Foreign Countries ..	723	80	1,052	650	1,630	749	55	631	300	1,160
TOTAL, FOREIGN COUNTRIES ..	1,623	80	1,052	1,270	1,630	2,099	55	631	1,330	1,160
TOTAL, BRITISH EMPIRE AND FOREIGN COUNTRIES ..	1,723	80	1,542	1,310	1,995	2,249	55	1,281	1,430	1,495

GENERAL EXPORTS.

SEA-BORNE TRADE.

Total quantities and value of articles exported—contd.

Articles, and countries of final destination.	Quantity.					Value.				
	1926-27.	1927-28.	1928-29.	1929-30.	1930-31.	1926-27. Rs.	1927-28. Rs.	1928-29. Rs.	1929-30. Rs.	1930-31. Rs.
TEXTILES—contd.										
Cotton—contd.										
Manufactures—contd.										
Handkerchiefs and shawls in the piece (iv) (III-Q.)—										
United Kingdom .. No.
Egypt
Suakin and Port Soudan
Somaliland
Zanzibar and Pemba
Other British Possessions
Straits Settlements ..	234	408	78	2,704	24	247	233	47	1,058	15
India—Bombay
TOTAL, BRITISH EMPIRE ..	234	408	78	2,704	24	247	233	47	1,058	15
Java
Lohia ..	1,200	1,200
Massowah
Hodeidah ..	40,600	28,160	29,908	11,124	..	19,175	11,500	7,100	4,275	..
D'jibouti and Obokh	5,362	4,252	10,540	2,155	1,360	4,300
Gaizan
Italian East Africa ..	2,400	15,696	1,100	7,200
Other Foreign Countries ..	1,653	3,790	2,080	2,438	1,200	705	895	680	935	120
Medi
TOTAL, FOREIGN COUNTRIES ..	45,853	47,548	37,350	17,812	11,740	22,180	19,595	9,935	6,020	4,420
TOTAL, BRITISH EMPIRE AND FOREIGN COUNTRIES ..	46,087	47,954	37,428	20,516	11,764	22,427	19,829	9,982	7,678	4,435
Hosiery (iv) (III-Q.)—										
British Somaliland .. Value	6,328	7,723	2,080	2,350	2,492
Tanganyika Territory	1,500
Other British Possessions
Zanzibar	642	1,582	920	597	625
British East Africa (Kenya Colony)	1,200
Anglo-Egyptian Soudan	1,645	..	2,800	..	1,040
TOTAL, BRITISH EMPIRE	9,815	13,390	5,800	2,947	4,157
Arabian Gulf Ports	2,400	2,740
Italian East Africa	5,815	10,105	3,450	17,667	8,975
D'jibouti and Obokh	3,424	6,205	21,497	5,100	8,773
Massowah	1,385	2,280	2,510	1,521	1,486
Hodeidah	1,190	..	3,943	3,878	2,414
Japan
German East Africa	7,500
Other Foreign Countries	1,174	1,010	1,744	1,011	686
Jeddah	1,100	..	2,500	2,028
Ras Hafoon	1,362	..
TOTAL, FOREIGN COUNTRIES	20,488	23,100	35,884	36,059	24,362
TOTAL, BRITISH EMPIRE AND FOREIGN COUNTRIES	30,303	36,490	41,684	39,006	28,619
Pieces—goods—										
Grey (unbleached)—										
Chadans and Dhories (iv) (III-Q.)—										
Zanzibar .. Yds.
India—Bombay
Suakin and Port Soudan
Somaliland
Other British Possessions
TOTAL, BRITISH EMPIRE
D'jibouti and Obokh ..	82,250	99,700	122,000	28,650	24,850	24,550	26,200	33,475	7,850	5,900
Massowah
Italian East Africa
Dunkali Coast
Gaizan
Other Foreign Countries	2,400	640
TOTAL, FOREIGN COUNTRIES ..	82,250	99,700	124,400	28,650	24,850	24,550	26,200	34,115	7,850	5,900
TOTAL, BRITISH EMPIRE AND FOREIGN COUNTRIES ..	82,250	99,700	124,400	28,650	24,850	24,550	26,200	34,115	7,850	5,900
Drills and Jeans (iv) (III-Q.)—										
Anglo-Egyptian Soudan	8,000	35,100	27,400	6,000	..	2,250	10,000	8,450	2,100
Bombay ..	45,000	12,375
Zanzibar ..	6,600	1,680
Egypt
Somaliland
Kenya Colony ..	22,500	100,600	..	31,300	15,800	6,600	26,010	..	7,490	3,195
Ceylon
Other British Possessions ..	565	..	2,400	1,600	600	200	..	600	440	200
Karachi ..	6,000	1,700
TOTAL, BRITISH EMPIRE ..	80,665	108,600	37,500	60,800	22,200	22,555	28,260	10,600	16,380	5,495
Mozambique	20,000	5,625
Lohia	1,240
Persia ..	3,300
D'jibouti and Obokh	172,900	174,200	99,700	7,600	41,395	46,945	46,480	22,800	2,050
Massowah ..	142,671	1,720
Medi ..	6,150	..	7,000	9,700	..	1,800	..	1,840	2,030	..
Italian East Africa ..	8,200	581,750	74,700	347,260	294,896	2,24,166	167,526	20,200	81,655	49,602
Hodeidah ..	749,000	141,000	176,350	112,550	143,300	53,070	49,070	47,821	32,800	31,695
Mocha ..	175,600	3,410	6,150	7,300	7,100	3,458	1,637	1,590	1,650	1,250
Arabian Gulf Ports ..	10,740	5,600	16,700	4,800	1,600	3,955	1,225	..
Kamaram and Fursan	46,980	39,050	8,200	3,600	..	12,276	10,230	1,580
Gaizan ..	10,350	7,200	41,900	31,900	26,800	1,160	1,800	11,230	8,480	5,450
Other Foreign Countries ..	4,500	4,750	5,030	4,600	6,940	1,125	1,425	1,434	1,300	1,353
German East Africa ..	4,100	1,580
Independent Somali Ports ..	4,300	3,400	1,000
TOTAL, FOREIGN COUNTRIES ..	1,191,911	940,010	548,990	653,860	494,836	3,34,318	2,66,677	1,46,826	1,62,170	92,960
TOTAL, BRITISH EMPIRE AND FOREIGN COUNTRIES ..	1,194,576	1,048,601	586,490	714,160	517,036	3,56,868	2,94,937	1,67,426	1,78,550	98,455

No. 8—contd.

Total quantities and value of articles exported—contd.

Articles, and countries of final destination.	Quantity.					Value.				
	1926-27.	1927-28.	1928-29.	1929-30.	1930-31.	1926-27.	1927-28.	1928-29.	1929-30.	1930-31.
TEXTILES—contd.						Rs.	Rs.	Rs.	Rs.	Rs.
COTTON—contd.										
PIECE-GOODS—contd.										
GREY (UNBLEACHED)—contd.										
T. Cloth and Domestic (IV) (III-Q)										
Other British Possessions Yds.
TOTAL, BRITISH EMPIRE
Other Foreign Countries
TOTAL, FOREIGN COUNTRIES
TOTAL, BRITISH EMPIRE AND FOREIGN COUNTRIES
Shirtings (IV) (III-Q)—										
Madras	19,000	2,750
India—Bombay ..	37,800	46,800	..	10,500	7,590	..
Anglo-Egyptian Sudan	15,600	2,600	..
Somaliand ..	144,970	63,060	33,210	29,950	60,830	38,061	16,279	8,153	7,737	13,280
Zanzibar
Egypt
Other British Possessions ..	990	2,400	240	..	10,800	275	450	45	..	1,700
TOTAL, BRITISH EMPIRE ..	183,760	65,460	33,450	92,350	90,600	48,836	16,729	8,198	17,927	17,730
Djibouti and Obokh ..	446,850	92,700	225,300	1,69,800	396,350	1,18,055	23,150	57,660	41,210	68,472
Medi
Mozambique
Madagascar
Massowah ..	46,500	25,200	11,350	3,925
Jeddah ..	132,000	60,000	37,500	37,500	18,750	37,450	15,700	9,000	9,500	3,000
Muscat
Turkey in Asia
Ras Hafoon
Italian East Africa ..	29,500	6,300	30,000	9,000	..	7,550	1,540	7,400	2,400	..
Confidah
Hodeidah ..	131,924	42,550	56,200	2,17,822	153,300	39,020	13,750	18,070	58,200	27,275
Mokha ..	198,150	48,800	..	22,500	6,150	51,675	13,400	..	5,000	1,300
Fursan ..	43,200	27,000	41,700	..	31,800	12,890	8,200	11,200	..	6,000
Dunkali Coast
Independent Somali Ports ..	102,860	..	39,750	4,000	19,050	28,650	..	9,500	1,030	3,970
Arabian Gulf Ports ..	64,290	7,200	4,200	5,400	..	17,029	2,350	1,095	1,465	..
Lohia ..	3,750	1,500
Gaizan ..	72,550	4,000	..	5,250	..	24,080	1,300	..	1,400	..
Other Foreign Countries	3,000	2,700	4,350	750	..	675	700	980	120
TOTAL, FOREIGN COUNTRIES ..	1,271,574	291,550	437,350	4,75,627	651,350	3,49,249	90,065	1,14,625	1,21,185	1,14,062
TOTAL, BRITISH EMPIRE AND FOREIGN COUNTRIES ..	1,455,334	357,010	470,800	4,67,972	741,950	3,98,085	96,794	1,22,823	1,39,112	1,31,792
Other sorts (IV) (III-Q)—										
Tanganyika Territory	153,000	209,500	58,500	247,050	..	31,450	51,775	15,465	38,125
Egypt ..	18,025	5,675
Somaliand ..	2,357,928	2,498,378	1,463,687	17,76,395	1,992,760	6,58,349	6,02,011	3,56,584	4,77,653	3,98,559
Zanzibar and Pemba ..	232,900	85,050	141,750	1,55,550	84,000	64,525	20,980	34,588	39,835	16,425
Perim ..	39,085	9,610	11,380	10,590	13,660	10,096	2,319	2,784	2,607	2,665
Anglo-Egyptian Sudan ..	466,200	7,99,750	981,000	5,01,300	2,021,380	1,35,450	1,98,750	2,36,710	1,22,720	3,58,850
India—Bombay ..	73,500	4,18,500	15,000	1,43,700	5,670	23,180	87,700	3,880	3,4710	1,030
Cutch and Kathiwar ..	76,500	13,500	..	45,900	67,620	21,500	3,375	..	10,750	12,926
Socotra	7,200	10,590	12,640	1,675	2,680	2,200
Other British Possessions	2,220	612
Bahrain Islands ..	71,250	22,500	21,850	4,000
Kenya Colony ..	1,249,900	1,127,450	894,700	3,61,512	710,150	3,28,053	2,65,305	1,86,976	76,525	1,31,145
Seychell	7,200	2,000
Mesopotamia	31,850	4,74,300	7,500	1,22,620	..
TOTAL, BRITISH EMPIRE ..	4,585,068	51,07,458	3,762,767	35,38,337	5,177,430	12,68,678	12,12,502	8,84,469	9,06,565	9,64,925
Ras Hafoon ..	7,200	30,660	62,850	1,25,250	65,480	1,890	7,314	15,480	31,220	9,860
Djibouti and Obokh ..	17,578,137	21,703,569	16,182,590	1,86,81,111	17,627,290	48,45,617	55,52,785	39,62,374	45,78,593	31,54,976
Lohia ..	169,870	85,250	..	8,130	9,000	50,565	22,010	..	2,014	1,300
Massowah ..	726,860	963,130	122,650	23,400	426,900	1,99,190	2,24,932	30,990	5,240	74,340
Dunkali Coast ..	664,590	959,290	581,930	2,93,550	375,400	1,72,274	2,22,046	1,45,128	71,971	62,082
Independent Somali Ports ..	540,741	410,795	448,245	5,87,010	600,420	1,46,500	1,00,134	1,06,846	1,45,675	1,10,625
Italian East Africa ..	1,961,010	1,162,250	743,350	11,07,100	888,400	5,53,753	3,04,567	1,91,590	2,71,885	1,52,849
German East Africa ..	171,000	48,850
Medi ..	309,960	351,200	588,000	2,89,200	170,100	87,415	94,560	1,43,040	71,890	28,880
Jeddah ..	972,450	1,008,380	638,760	8,19,000	627,000	2,61,830	2,59,707	1,94,240	2,07,325	1,04,280
Gaizan ..	571,120	1,180,570	1,314,400	10,50,750	820,050	1,56,661	2,89,435	3,31,530	2,58,640	1,22,445
Asiatic Turkey, Persian Gulf ..	81,100	28,370
Hodeidah ..	4,821,387	4,848,400	3,880,225	57,42,316	5,135,225	13,09,488	10,51,070	9,61,382	13,99,625	8,63,161
Arabian Gulf Ports ..	1,512,152	1,281,555	737,300	10,53,887	1,288,556	426,718	3,03,863	1,72,463	2,56,976	2,21,183
Confidah ..	234,900	364,050	292,350	1,48,500	55,800	61,340	923,85	74,400	33,500	8,070
Holland	22,500	5,000
Turkey in Europe	45,000	11,500	..
Mozambique	76,500	72,180	20,275	17,898
Italy ..	45,000	10,000
Mokha ..	5,753,565	6,008,930	4,564,280	5,447,086	5,437,600	14,81,977	14,54,395	11,07,665	16,65,710	9,70,835
Fursan, etc. ..	1,147,600	984,640	771,280	875,810	1,108,690	3,11,140	2,60,490	1,93,937	2,23,440	1,77,620
Other Foreign Countries ..	400	3,600	1,800	11,700	9,900	100	905	500	..	1,400
Egypt	139,800	78,300	..	49,500	..	33,500	19,400	3,000	5,600
Asiatic Turkey Zavant and Black Sea .. Yds.	12,800	19,000	3,360	2,583
Java	21,750	5,875	..
Turkey in Europe	27,000	4,500
TOTAL, FOREIGN COUNTRIES ..	37,259,042	41,559,769	31,080,480	36,343,150	34,751,811	1,01,45,578	1,02,93,373	76,38,609	92,47,839	60,81,589
TOTAL, BRITISH EMPIRE AND FOREIGN COUNTRIES ..	41,844,110	46,637,227	34,843,247	39,881,487	39,929,241	1,14,14,256	1,15,05,875	85,23,329	1,01,53,404	70,46,514
TOTAL, GREY PIECE-GOODS ..	44,576,270	48,172,647	36,024,987	41,192,269	41,213,077	1,21,93,759	1,19,28,805	88,37,693	1,04,78,916	72,82,861

No. 8—contd
Total quantities and value of articles exported—contd.

Articles, and countries of final destination:	Quantity.					Value.				
	1926-27.	1927-28.	1928-29.	1929-30.	1930-31.	1926-27.	1927-28.	1928-29.	1929-30.	1930-31.
						Rs.	Rs.	Rs.	Rs.	Rs.
TEXTILES—continued.										
YOTTON—continued.										
PIECE-GOODS—continued.										
White (Bleached) (IV) (III Q)—										
Chadars and dhuties—										
India—Bombay .. Yd.										
Somaliand ..										
Strait Settlement ..										
Zanzibar ..										
Other British Possessions ..										
Anglo Egyptian Sudan ..			20	1,500	1,000					
Bahrain Island ..			3,100						900	400
Kenya Colony ..								1,207		
TOTAL, BRITISH EMPIRE..			3,120	1,500	1,000			1,207	900	400
Djibouti and Obokh ..	335,650	330,600	530,340	259,650	26,500	98,060	85,200	1,57,803	78,850	8,400
Medi ..										
Mooha ..										
Jeddah ..										
Massowah ..			2,300	3,530				1,200	1,000	
Hodeidah ..	7,800		4,000	2,600		2,625		1,750	1,070	
Gaizan ..										
Lohia ..										
Italian East Africa ..										
Muskat ..										
Kamaran and Fursan ..										
Asiatic Turkey, Persian Gulf ..										
Other Foreign Countries..		6,280	230	300			2,196	110	100	
Madagascar ..										
Arabian Gulf Ports ..										
TOTAL, FOREIGN COUNTRIES ..	43,450	336,880	538,870	266,080	26,500	1,00,675	97,396	1,60,863	81,020	8,400
TOTAL, BRITISH EMPIRE AND FOREIGN COUNTRIES ..	343,450	336,880	541,990	267,580	27,500	1,00,675	97,396	1,62,070	81,920	8,800
Drills and Jeans (IV) (III Q)—										
Suakin and Port Soudah Yd.										
K. Kathianaur ..					30,000					7,000
Zanzibar ..	80	120				18	36			
Other British Possessions ..		6,200	6,100	6,400	6,300		2,785	2,000	3,490	1,000
Kenya Colony ..										
TOTAL, BRITISH EMPIRE..	80	6,320	6,100	6,400	36,300	18	2,821	2,000	3,490	8,000
Kamaran and Fursan ..										
Jeddah ..	12,600	18,000				3,275	5,200			
Djibouti and Obokh ..	22,633	156,006	52,538	3,950	12,970	11,135	54,406	19,055	1,540	4,894
Massowah ..										
Hodeidah ..	22,160	14,800	54,825	59,880	30,100	7,780	5,288	18,170	22,050	6,555
Mooha ..				3,108					1,314	
Gaizan ..			10,800					3,300		
Italian East Africa ..	15,400	10,000	64,800	24,500		5,290	8,210	19,010	5,700	
Other Foreign Countries..	5,400	600	1,440	1,800	3,560	2,080	300	615	550	831
Arabian Gulf Ports ..										
TOTAL, FOREIGN COUNTRIES ..	78,193	199,406	184,403	93,238	46,630	29,560	73,403	60,160	31,154	12,080
TOTAL, BRITISH EMPIRE AND FOREIGN COUNTRIES ..	78,273	205,726	190,503	99,638	82,930	29,578	76,224	62,160	34,644	20,080
WHITE (BLEACHED)—										
T. Cloth and Domestic (IV) (III Q)—										
Other British Possessions ..										
TOTAL, BRITISH EMPIRE..										
Other, Foreign Countries ..										
Italian East Africa ..										
TOTAL, FOREIGN COUNTRIES ..										
TOTAL, BRITISH EMPIRE AND FOREIGN COUNTRIES ..										
Shirts (IV) (III Q)—										
Cutch and Kathiawar ..					6,940					1,783
Kenya Colony ..	28,000	50,000	104,000	10,000	22,000	10,200	16,700	31,640	3,250	5,500
Burma—Rangoon ..										1,400
Zanzibar ..					4,500					
India—Bombay ..	6,000	6,080	4,200			1,900	1,625	1,600		
Somaliand ..	1,248,420	1,792,157	617,418	924,685	933,272	4,37,908	6,37,446	2,05,636	3,09,111	2,80,163
Other British Possessions ..		500	300	2,000	1,220			80	750	286
Anglo-Egyptian Sudan ..	88,300	202,800	83,200	34,000	56,000	15,100	67,000	27,079	10,800	16,500
TOTAL, BRITISH EMPIRE..	1,318,720	20,51,537	809,118	970,685	1,023,882	4,65,106	7,23,091	2,66,034	3,23,911	3,05,619

No. 8—contd.

Total quantities and value of articles exported—contd.

Articles, and countries of final destination.	Quantity.					Value.				
	1926-27.	1927-28.	1928-29.	1929-30.	1930-31.	1926-27.	1927-28.	1928-29.	1929-30.	1930-31.
TEXTILES—continued.						Rs.	Rs.	Rs.	Rs.	Rs.
<i>Manufactures—continued.</i>										
<i>Jute—continued.</i>										
<i>Hessian Gunny Cloth (III-B)—</i>										
Other British Possessions .. Yds.
TOTAL, BRITISH EMPIRE
Italian East Africa ..	16,000	3,500	4,000	8,030	1,450	2,000
Other Foreign Countries ..	1,500	..	1,000	720	10,000	500	..	500	340	500
Djibouti	9,744	25,500	13,073	20,539	2,807	8,637	5,405	..	6,014
TOTAL, FOREIGN COUNTRIES ..	17,500	13,244	30,500	13,793	31,539	8,500	4,257	11,137	5,745	6,514
TOTAL, BRITISH EMPIRE AND FOREIGN COUNTRIES ..	17,500	13,244	30,500	13,793	31,539	8,500	4,257	11,137	5,745	6,514
<i>Rope and Twine (iv) (III-O)—</i>										
Somaland .. Cwt.	28	64	58	1	37	1,032	2,266	2,216	..	1,000
India—Bombay
Perim ..	47	86	29	41	..	2,591	5,544	1,159	1,430	..
Other British Possessions	11	9	23	63	..	228	460	532	1,754
TOTAL, BRITISH EMPIRE ..	75	161	96	64	100	3,623	8,038	3,834	1,962	2,754
Dunkali Coast ..	28	45	38	64	57	1,109	2,677	1,424	1,835	2,053
Arabian Gulf Ports ..	47	70	48	62	64	1,836	2,609	1,767	2,239	1,863
Djibouti and Obokh ..	303	197	200	198	246	7,770	5,700	7,086	5,710	5,903
Gaizan
Mossawah	39	47	51	29	..	2,490	1,665	1,310	1,320
Other Foreign Countries ..	64	26	37	57	40	2,851	962	1,451	1,914	891
Mokha ..	108	108	82	66	44	5,815	6,463	4,176	2,249	1,508
TOTAL, FOREIGN COUNTRIES ..	477	485	452	498	480	19,381	20,901	17,569	15,257	13,536
TOTAL, BRITISH EMPIRE AND FOREIGN COUNTRIES ..	552	646	548	562	580	23,004	2,939	21,403	17,219	16,284
<i>Other Kinds (v) (III-B)—</i>										
Zanzibar
Other British Possessions ..	44	61	60	41	36	227	314	291	274	183
TOTAL, BRITISH EMPIRE ..	44	61	60	41	36	227	314	291	274	183
Djibouti and Obokh
Other Foreign Countries ..	19	3	11	5	28	80	51	45	53	470
TOTAL, FOREIGN COUNTRIES ..	19	3	11	5	58	80	51	45	53	470
TOTAL, BRITISH EMPIRE AND FOREIGN COUNTRIES ..	63	64	71	46	64	307	365	336	330	653
TOTAL VALUE OF JUTE, RAW AND MANUFACTURES .. Value	2,84,252	2,38,259	2,94,632	2,33,130	97,765
<i>Silk—</i>										
<i>Mulberry silk excluding Tasar and other silk—</i>										
<i>Raw (a) (II-O)—</i>										
United Kingdom .. Lba.
Other British Possessions
TOTAL, BRITISH EMPIRE
France
Mokha
Mossawah
Hodeida	616	1,800
Djibouti and Obokh ..	1,453	3,404	3,905	7,170	13,252	11,430	7,578	15,300	56,600	66,100
Other Foreign Countries	224	700
Jeddah
Gaizan
TOTAL, FOREIGN COUNTRIES ..	1,453	4,020	4,129	7,170	13,252	11,430	9,178	16,000	56,600	66,100
TOTAL, BRITISH EMPIRE AND FOREIGN COUNTRIES ..	1,453	4,020	4,129	7,170	13,252	11,430	9,178	16,000	56,600	66,100
<i>Silk Chasam or waste—</i>										
Other British Possessions
United Kingdom
TOTAL, BRITISH EMPIRE
Austria
Germany
France
Other Foreign Countries
TOTAL, FOREIGN COUNTRIES
TOTAL, BRITISH EMPIRE AND FOREIGN COUNTRIES
<i>Goods of silk mixed with other materials (i) (II-O)—</i>										
Tanganyika Territory .. Yds.	1,000	1,500	1,200	1,500
India—Bon bay	3,900	2,450
Straits Settlement	2,000	1,000
Other British Possessions	756	750	..
Kenya Colony	1,100	1,250	..
Anglo Egyptian Sudan	13,050	5,000
TOTAL, BRITISH EMPIRE	5,900	2,856	14,550	3,450	3,209	6,500
Italy .. Yds.	4,000	2,400	..
Jeddah	2,500	2,500	..
Djibouti and Obokh
Egypt	21,500	23,775	37,484	10,633	8,070	19,200
Hodeidah	5,580	1,800
Other Foreign Countries	1,560	8,325	10,028	15,825	..	3,140	9,100	7,560	8,080
Italian East Africa	600	4	978	50	..	305	4	1,014	3
A. T. L. v. and Black Sea	2,800	2,800	1,450
Arabian Gulf Ports	6,700	6,700	2,530
..	2,700	2,700	2,150
TOTAL, FOREIGN COUNTRIES	35,429	41,281	65,359	..	3,445	21,537	21,544	33,440
TOTAL, BRITISH EMPIRE AND FOREIGN COUNTRIES	2,160	41,329	44,137	70,909	..	3,445	24,987	24,744	39,940

No. 8—contd.

Total quantities and value of articles exported—contd.

Articles, and countries of final destination.	Quantity.					Value.				
	1926-27.	1927-28.	1928-29.	1929-30.	1930-31.	1926-27.	1927-28.	1928-29.	1929-30.	1930-31.
TEXTILES—contd.						Rs.	Rs.	Rs.	Rs.	Rs.
Wool—contd.										
<i>Carpets and Rugs (ii) (III-F.)—</i>										
Kenya Colony .. Lbs.		616	336				3,500	1,250		
Zanzibar	476			1,176		3,300			3,000	
India—Bombay			896		756			3,000		1,268
Anglo-Egyptian Sudan		560	224		1,120		3,000	1,000		2,700
Egypt, etc.										
United Kingdom	756	656	656			1,675	2,150	1,000		
Other British Possessions	1,031	924	308	1,096		1,522	685	320	2,251	
British Somaliland			1,260					3,585		
Madras			138					1,100		
TOTAL BRITISH EMPIRE	2,263	2,758	3,818	2,272	1,876	6,497	14,335	11,255	5,251	3,968
France	448					1,650				
U. S. America	1,064	168				2,580	1,000			
Egypt		616					3,000			
Massowah	1,120	224	476	560	2,128	1,170	1,000	1,740	2,060	3,850
Muskat			560					3,000		
Hodeidah		504		448	616		1,600		2,000	1,450
Arabian Gulf Ports	1,008	5,596	1,660	3,864	1,624	1,120	8,380	3,155	6,710	2,280
Gaizan										
D'jibouti and Obokh	3,696	5,264	6,272	6,214	10,528	8,615	19,215	16,675	26,660	26,285
Jeddah		4,014			1,232		8,050			4,200
Norway			112					1,800		
Turkey Asiatic, Levant and Black Sea	1,232					5,400				
Italian East Africa	728		616			2,400		2,010		
Other Foreign Countries	580	448	1,587	734	1,271	1,297	1,660	3,143	1,535	2,310
Germany				672					9,275	
Denmark				672					3,500	
TOTAL FOREIGN COUNTRIES	9,876	16,824	11,283	13,164	17,399	24,233	43,905	31,523	51,740	40,355
TOTAL BRITISH EMPIRE AND FOREIGN COUNTRIES	12,139	19,582	15,101	15,436	19,275	30,729	58,240	42,778	56,991	44,323
Piece-Goods (iii) (III-T.)—										
British East Africa .. Yds.										
Other British Possessions			450					750		
TOTAL BRITISH EMPIRE			450					750		
Jeddah		500					1,100			
Arabian Gulf Ports										
D'jibouti and Obokh		500	1,582		294		1,168	2,278		1,170
Other Foreign Countries	100		300			300		500		
TOTAL FOREIGN COUNTRIES	100	1,000	1,882		294	300	2,268	2,778		1,170
TOTAL BRITISH EMPIRE AND FOREIGN COUNTRIES	100	1,000	2,332		294	300	2,268	3,528		1,170
Shawls (iv) (III-T.)—										
Other British Possessions .. No.										
TOTAL BRITISH EMPIRE										
D'jibouti and Obokh										
Other Foreign Countries										
TOTAL FOREIGN COUNTRIES										
TOTAL BRITISH EMPIRE AND FOREIGN COUNTRIES										
Manufactures—										
<i>Other Sorts (v) (III-T.)—</i>										
Suakin and Port Sudan .. Lbs.										
Zanzibar										
Other British Possessions	406	1,128	1,142	178	280	380	756	865	180	195
TOTAL BRITISH EMPIRE	406	1,128	1,142	178	280	380	756	865	180	195
Italian East Africa		3,192					12,000			
Mocha										
Hodeidah				1,582					2,770	
Jeddah	336					1,000				
D'jibouti and Obokh		2,282	3,217	1,596	1,988		1,726	4,925	2,610	3,277
Arabian Gulf Ports				1,848	4,410				1,720	1,730
Perma										
Massowah										
Gaizan										
Other Foreign Countries	2,914	1,568	2,357	1,785	786	2,379	840	2,107	1,596	362
United States of America										
TOTAL FOREIGN COUNTRIES	3,250	7,042	5,574	6,811	7,184	3,379	14,566	7,032	8,696	5,369
TOTAL BRITISH EMPIRE AND FOREIGN COUNTRIES	3,656	8,170	6,716	6,989	7,464	3,759	15,322	7,897	8,876	5,564
TOTAL WOOL AND WOOLEN Value						35,688	76,530	59,053	70,317	61,067
TOTAL VALUE TEXTILE RAW MATERIALS						16,941	75,454	42,470	78,606	71,634
TOTAL VALUE YARNS AND TEXTILE FABRICS						2,11,34,704	2,14,27,325	1,81,03,553	1,85,53,430	1,42,09,322
TOTAL VALUE TEXTILES, RAW AND MANUFACTURES						2,11,51,645	2,15,02,779	1,81,51,020	1,86,32,036	1,42,80,956

No. 8—contd.
Total quantities and value of articles exported—contd.

Articles, and countries of final destination.	Quantity.					Value.				
	1926-27.	1927-28.	1928-29.	1929-30.	1930-31.	1926-27.	1927-28.	1928-29.	1929-30.	1930-31.
TOBACCO—										
<i>Unmanufactured (I-J)—</i>										
Kenya Colony .. Lbs.	4,480	4,816	..	8,624	2,520	1,785	1,905	..	4,554	1,210
Egypt	683,312	4,35,601
Somaliland	80,864	100,912	128,336	79,520	66,742	22,826	29,104	34,989	20,280	12,863
Zanzibar	2,128	2,352	2,464	..	1,456	1,080	1,670	1,340
Perim	50,176	39,648	40,432	43,120	41,888	15,384	11,503	11,405	11,415	8,251
Anglo Egyptian Soudan	1,680	15,792	6,720	..	17,584	1,020	13,930	5,950	..	12,255
Straits Settlements
India—Bombay	1,680	6,500
Other British Possessions	360	784	8,512	4,582	3,360	215	340	1,855	2,538	175
Straits Settlements
Mesopotamia	20,272	35,616	42,224
Bahrein Island	18,704	26,656	50,954	3,050	3,203	3,200
TOTAL, BRITISH EMPIRE .. Lbs.	824,880	164,304	223,440	197,918	225,838	4,84,411	58,452	61,549	44,240	43,294
Java	15,904	16,688	17,024	17,360	12,320	7,440	8,800	10,450	9,552	6,730
Egypt	847,168	866,768	827,792	680,708	..	5,33,337	4,81,232	5,10,747	4,14,995
Massowah	160,048	211,120	192,528	190,400	40,936	44,130	55,012	60,420	53,755	8,133
Dunkali Coast	27,104	22,400	28,336	30,688	28,452	7,603	6,866	7,175	8,094	5,590
Italian East Africa	7,280	1,932
Independent Somali Ports	11,410	2,784
Belgium	5,712
Jeddah	45,584	115,808	91,504	39,312	53,284	31,124	76,490	75,020	8,000	26,686
Greece
Hodeidah	1,358,112	2,132,704	3,483,536	3,231,424	2,542,784	408,578	5,90,630	9,57,048	8,49,452	4,74,559
Mokha	2,368,464	2,423,792	2,496,144	2,221,328	2,373,280	642,431	6,50,958	6,76,870	5,29,285	4,56,005
Arabian Gulf Ports	31,584	47,824	86,912	121,912	98,616	8,774	13,420	23,590	21,751	18,935
Northern Africa
Confidah and Saliff	8,624
Gaizan	237,104	349,216	357,723	2,05,184	58,464	41,757	67,139	73,385	37,171	6,212
China
D'jibouti and Obokh	113,008	160,272	177,184	183,232	172,760	35,277	54,441	62,226	63,184	43,741
United States of America
Lohia	288,624	210,672	58,576	38,960	71,456	90,618	61,548	15,782	10,678	9,977
Medi	325,584	468,944	593,152	2,52,000	369,824	95,070	1,27,244	1,68,027	54,450	51,526
Other Foreign Countries	5,642	5,600	1,862	4,266	1,510	2,011	3,108	781	2,313	427
Kamaran and Fursan	186,032	160,160	222,544	378,448	243,572	42,988	40,166	55,232	66,796	36,678
Algeria and Tunis	2,464	1,000
TOTAL, FOREIGN COUNTRIES ..	5,171,418	7,172,868	8,692,488	77,73,482	6,744,946	14,59,951	22,89,150	26,71,954	22,49,940	15,40,172
TOTAL, BRITISH EMPIRE AND FOREIGN COUNTRIES ..	5,996,298	7,336,672	8,915,928	79,71,400	6,970,784	19,44,362	23,47,611	27,33,503	22,94,180	15,83,466
Manufactures—										
<i>Cigars (a) (I-J)—</i>										
India—Bombay .. Lbs.
Other British Possessions	467	485	438	324	634	687	754	692	488	884
TOTAL, BRITISH EMPIRE ..	467	485	438	324	634	687	754	692	488	884
Arabian Gulf Ports .. Lbs.
Massowah
Other Foreign Countries	264	56	392	..	4	580	305	350	..	20
D'jibouti and Obokh
TOTAL, FOREIGN COUNTRIES ..	264	56	392	..	4	580	305	350	..	20
TOTAL, BRITISH EMPIRE AND FOREIGN COUNTRIES ..	731	541	830	324	638	1,267	1,059	1,042	488	904
<i>Cigarettes (b) (I-J)—</i>										
India—Bombay .. Lbs.	1,736	..	896	3,528	..	3,050	..	1,200	5,400	..
India—Calcutta	1,525
India—Karachi	1,120	30,898
Somaliland	12,532	15,059	20,503	21,455	25,237	23,329	27,809	34,940	28,822	..
Seychelles
Suakin and Port Soudan
Straits Settlements
Perim	4,679	6,136	5,535	7,329	9,538	11,063	13,208	10,877	9,806	10,419
Zanzibar and Pemba	504	1,120	1,050	1,550
United Kingdom
Other British Possessions	751	392	1,073	1,518	1,511	1,295	380	1,955	1,805	2,315
Kenya Colony	3,202	4,032	7,896	1,400	3,509	5,620	6,300	10,875	1,785	4,280
Mauritius
Mesopotamia	1,736	8,705	..
Kutch and Kathiawar	5,320	1,260	5,675	1,393
Australia	1,456	2,500
Bahrein Island
Tanganyika Territory	2,072	504	5,500	1,200
Burmah, Rangoon
TOTAL, BRITISH EMPIRE ..	26,428	26,627	37,023	42,286	41,975	52,357	49,947	61,397	61,998	50,830
Kamaran and Fursan .. Lbs.	..	1,101	6,131	3,364	2,668	..	1,372	7,462	3,633	2,609
Belgium
Independent Somali Port	4,364	4,291	3,545	3,243	2,254	7,157	7,323	4,624	3,402	2,686
Mozambique
Sweden	8,792	2,520	..	2,324	5,068	16,750	4,350	4,400	3,750	7,250
Denmark	12,544	5,264	2,520	5,516	1,792	27,750	9,550	12,000	8,650	3,000
Egypt	6,384	1,432
Muscat	562
Ras Hafoon	728	2,660	4,816	4,144	1,316	1,150	5,065	7,065	5,175	1,063
D'jibouti	1,600	5,339	12,261	18,675	18,675	2,929	7,054	13,937	20,273	20,273
Italian East Africa	15,377	11,782	21,528	37,664	80,553	36,847	20,200	32,153	49,582	69,063
France	6,100
Holland	2,742	4,364
Jeddah	6,384	1,672	3,368	3,220	..	15,305	2,298	3,700	..
Mocha	868	1,134	2,344	1,110	..	1,326	3,427	..
Hodeidah	5,880	4,304	19,558	4,890	4,440	5,315	4,280	18,154	5,991	5,074
Other Foreign Countries	2,048	764	476	1,078	940	3,238	898	840	1,680	1,148
Massowah
China	3,503	5,600
Arabian Gulf Ports	1,662	1,818	4,271	1,495	..	2,470	2,720	5,397	1,276
TOTAL, FOREIGN COUNTRIES ..	54,104	42,282	75,493	84,667	125,163	1,04,917	73,742	1,01,528	1,08,414	1,23,908
TOTAL, BRITISH EMPIRE AND FOREIGN COUNTRIES ..	80,532	68,909	112,506	126,973	167,138	1,57,274	1,23,689	1,62,925	1,70,412	1,74,736

Total quantities and value of articles exported—contd.

Articles, and countries of final destination.	Quantity					Value.				
	1926-27.	1927-28.	1928-29.	1929-30.	1930-31.	1926-27.	1927-28.	1928-29.	1929-30.	1930-31.
Tobacco—contd.						Rs.	Rs.	Rs.	Rs.	Rs.
Manufactures—contd										
<i>Other Sorts (c)(I-J)—</i>										
Egypt .. Lbs.
Straits Settlements
United Kingdom
Somaliland	1,368	1,204	1,301	1,261	..
Zanzibar
Perim ..	10,304	8,400	6,608	7,392	4,032	4,568	4,113	2,789	2,826	1,225
Seychelles
Bahrein Island	17,472	10,400
Australia
Mauritius
Anglo-Egyptian Soudan	12,432	2,912	1,569	2,128	..	11,680	2,600	1,500	1,890
India—Bombay ..	5,264	11,648	5,040	2,576	2,688	12,725	21,538	10,420	5,100	5,900
India—Karachi
Other British Possessions ..	1,792	1,344	276	448	428	1,843	1,505	214	700	493
TOTAL, BRITISH EMPIRE ..	17,360	33,824	33,676	13,189	9,276	19,136	38,836	27,724	11,397	9,508
Turkey in Asia .. Lbs.
Japan
Massowah	1,680	4,928	2,810	1,925
German East Africa
Medi ..	9,184	8,288	6,839	5,376	4,368	5,860	6,310	5,567	1,960	1,900
Lohia ..	11,536	7,250
Austria
Muscat	2,576	1,300
Hodeidah ..	13,440	20,384	121,856	41,664	50,400	12,560	18,507	47,910	29,312	28,345
Mocha ..	29,232	24,080	8,512	6,160	8,988	19,444	17,487	6,313	4,967	7,812
Arabian Gulf Ports ..	4,256	4,032	6,720	4,263	5,040	3,380	4,334	6,080	4,842	7,780
China	784	784	1,250	1,350	..
France
Djibouti and Obokh ..	3,360	3,808	2,170	2,744	4,279	4,742	3,624	2,612	2,688	3,123
Mozambique
Jeddah ..	190,400	220,192	267,120	277,760	208,096	2,68,740	3,33,420	3,10,485	3,67,400	2,52,935
Turkey in Europe
Gaizan ..	12,544	18,816	23,896	7,056	..	9,490	12,010	18,456	5,400	..
Confidah ..	1,680	1,051
Other Foreign Countries ..	9,991	5,824	7,665	3,248	2,660	2,762	2,083	4,362	2,578	1,823
Kamaran and Fursan ..	15,568	9,520	7,168	33,152	3,024	11,980	7,730	7,645	19,789	1,800
Dunkali Coast
TOTAL, FOREIGN COUNTRIES .. Lbs.	301,191	314,944	460,306	383,887	291,783	3,47,249	4,05,505	4,11,980	4,43,087	3,07,443
TOTAL, BRITISH EMPIRE AND FOREIGN COUNTRIES ..	318,551	348,768	493,982	397,076	301,059	3,66,385	4,44,341	4,39,704	4,54,484	3,16,951
TOTAL, TOBACCO ..	6,396,112	7,754,890	9,523,246	8,495,773	7,439,619	24,69,288	29,16,700	33,37,174	29,19,564	20,76,057
TOYS AND REQUISITES FOR GAMES AND SPORTS INCLUDING FISHING TACKLE (OTHER THAN FIRE ARMS) (III-V)—										
United Kingdom .. Value	1,480
Perim
India—Bombay
Egypt
Snakin and Port Soudan
Zanzibar
Somaliland
Other British Possessions	1,469	1,351	1,646	1,887	1,862
TOTAL, BRITISH EMPIRE	2,949	1,881	1,663	2,320	2,730
Arabian Gulf Ports
Djibouti and Obokh	1,104	..
Hodeidah	1,100	..	1,894	9,188
Massowah
Other Foreign Countries
Mocha	3,560	1,485	3,117	2,393	4,069
Egypt	1,600
TOTAL, FOREIGN COUNTRIES	3,560	2,585	3,117	5,391	14,847
TOTAL, BRITISH EMPIRE AND FOREIGN COUNTRIES	6,509	4,466	5,080	7,711	17,577
UMBRELLAS, INCLUDING PARASOLS AND SUNSHADES (III-V)—										
Somaliland .. Nos.	..	723	1,143
Other British Possessions ..	516	..	500	48	942	900	..	800	51	1,126
TOTAL, BRITISH EMPIRE ..	516	723	500	48	942	900	1,143	800	51	1,126

No. 8—*contd.*
Total quantities and value of articles exported—*contd.*

Articles, and countries of final destination.	Quantity.					Value.				
	1926-27.	1927-28.	1928-29.	1929-30.	1930-31.	1926-27.	1927-28.	1928-29.	1929-30.	1930-31.
UMBRELLAS, INCLUDING PARASOLS AND SUNSHADES (III-V)—<i>contd.</i>										
Djibouti and Obokh .. Nos.	..	652	2,814	698	3,906	Rs.	Rs.	Rs.	Rs.	Rs.
Italian East Africa .. "	..	1,038	1,290	4,930	1,000	4,265
Other Foreign Countries .. "	1,232	392	149	408	684	..	1,882
Mokha .. "	..	771	2,175	720	..	643	821
Hodeidah .. "	..	588	4,098	2,232	1,296	..	1,283	5,725	3,350	1,964
TOTAL, FOREIGN COUNTRIES .. "	1,232	3,441	7,061	3,834	5,786	2,175	6,373	10,921	4,993	7,070
TOTAL, BRITISH EMPIRE AND FOREIGN COUNTRIES .. "	1,748	4,164	7,561	3,382	6,728	3,075	7,516	11,721	5,044	8,198
VEHICLES, EXCLUDING LOCOMOTIVES, ETC., FOR RAILWAYS (III-P.)—<i>Carriages and Carts—</i>										
Anglo-Egyptian Sudan .. Nos.	1	4,000	..
British Africa .. "	1
Hong Kong .. "	1	4,000
Suakin and Port Soudan .. "	1,500
Karachi .. "
Bombay .. "	17	16	20	8	5	23,313	16,453	33,065	5,498	5,715
British Somaliland .. "	19	14	32	25	21	11,345	12,760	47,385	30,930	29,053
Zanzibar .. "	2	1	1,250	3,500
Other British Possessions .. "	2	2	5	2	8	600	670	1,600	752	165
United Kingdom .. "	4	2	2	9	..	3,845	4,650	2,691	33,500	8,500
Kenya Colony .. "	..	1	3	..	3,000
Madras .. "	4	1	3,850	3,200	..
Tongonyika Territory .. "	1	1,500	..
TOTAL, BRITISH EMPIRE .. "	46	36	63	47	37	45,653	41,033	88,591	79,380	43,433
Italy .. "	1	2	2,750
Gaizan .. "	..	2	2	2,600	2,040	9,500	..
France .. "	1	39	5,000
Arabian Gulf Ports .. "	24	42	29	7	17	18,755	42,805	50,789	56,925	22,623
Hodeidah .. "	..	1	10	24	10	..	2,500	1,230	2,268	2,499
Djibouti .. "	43	66	53	..	42	49,184	92,816	77,964	27,038	26,009
Italian East Africa .. "	14	14	..	2	9	1,225	11,660	..	14,270	..
Other Foreign Countries .. "	..	2	3	..	6	..	110	80	130	1,567
Mossawah .. "	4	4	5,030	8,500
Dunkali Ports .. "	1	1	2,000
Jiddah .. "	9	22	1	15,800	25,010	3,000	4,000	..
Mokha .. "	7	..	3	2	..	11,200	..	7,000
Kamaran .. "	1	..	5	1,800	..	1,900	1,020	..
Egypt .. "	..	1	2	3,000	4,010
TOTAL, FOREIGN COUNTRIES .. "	102	164	109	78	87	1,02,794	1,89,001	1,53,013	93,681	81,718
TOTAL, BRITISH EMPIRE AND FOREIGN COUNTRIES .. "	148	190	172	123	124	1,48,447	2,30,034	2,41,604	1,73,261	1,25,151
Parts of Carriages and Carts—										
British Somaliland .. Value	11,514	22,471	15,546	26,668	26,934
United Kingdom .. "	1,299	..	1,380	..
Other British Possessions .. "	407	967	895	1,823	281
Suakin and Port Soudan .. "
Egypt .. "	5,000
Calcutta .. "	1,200	..
TOTAL, BRITISH EMPIRE .. "	16,921	23,438	17,740	29,691	28,595
Independent Somali Port										
Arabian Gulf Port .. "	4,848	10,973	12,038	12,514	13,797
Gaizan .. "
Djibouti .. "	2,973	16,085	11,182	15,381	11,746
United States of America .. "	2,697
Other Foreign Countries .. "	1,311	2,790	4,260	3,033	3,214
Hodeidah .. "	3,499	2,337
Italy .. "
Italian East Africa .. "	1,105
Jeddah .. "	1,720
Bas Hafoon .. "	2,500
TOTAL, FOREIGN COUNTRIES .. "	12,934	31,568	29,980	34,427	31,144
TOTAL, BRITISH EMPIRE AND FOREIGN COUNTRIES .. "	29,855	55,006	47,720	64,118	59,739
SHIPS, PARTS OF INCLUDING LAUNCHES AND BOATS (III-P.)—										
British Somaliland .. Value	1,752	1,580	120	1,100	19,305
Other British Possessions .. "	830
TOTAL, BRITISH EMPIRE .. "	1,752	1,580	120	1,100	20,135
Jeddah .. "	1,800
Mossawah .. "	14,450	6,250	3,990	7,680	7,280
Independent Somali Ports .. "
Other Foreign Countries .. "	1,765	3,404	2,352	2,040	1,450
Medi .. "	3,550
Arabian Gulf Port .. "	2,525	4,535
Djibouti .. "
TOTAL, FOREIGN COUNTRIES .. "	21,565	12,179	6,342	9,720	13,265
TOTAL, BRITISH EMPIRE AND FOREIGN COUNTRIES .. "	23,317	13,759	6,462	10,820	33,400
TOTAL, CARRIAGES AND CARTS INCLUDING SHIPS, PARTS OF .. "	2,01,619	2,98,799	2,95,786	2,48,199	2,18,290
WAX OF ALL KINDS, OTHER THAN PARAFFIN WAX (EXCLUDING CANDLES) (II-L.)—										
Australia .. Cwt.	20	..	43	1,600	..	4,220
India—Bombay .. "
Perim .. "
Hong-Kong .. "
United Kingdom .. "	235	39	288	176	44	11,275	4,000	28,100	17,150	3,000
Other British Possessions .. "	2	16	58	300
TOTAL, BRITISH EMPIRE .. "	257	39	331	176	60	12,931	4,000	32,320	17,150	3,300

No. 8—contd.
Total quantities and value of articles exported—contd.

Articles, and countries of final destination.	Quantity.					Value.				
	1926-27.	1927-28.	1928-29.	1929-30.	1930-31.	1926-27.	1927-28.	1928-29.	1929-30.	1930-31.
WOOD—continued.										
<i>Ornamental wood—continued.</i>										
<i>Sandal—(b) (ii) (II-R.)—</i>										
Suakin, etc. .. Tons
Other British Possessions .. "	1	-7	-18	167	282	135	143	240
TOTAL, BRITISH EMPIRE .. "	1	..	-6	-7	-18	167	282	135	143	240
Hodeidah .. "	4	3	1,390	1,110	..
Gaizan .. "
Arabian Gulf Ports .. "
Italian East Africa .. "
Djibouti and Obokh .. "	2	4	3	1,098	1,755	1,346
Other Foreign Countries .. "	3	5	4	1,276	1,683	1,506
TOTAL, FOREIGN COUNTRIES .. "	4	3	4	7	9-18	2,101	1,918	1,581	3,257	3,567
TOTAL, BRITISH EMPIRE AND FOREIGN COUNTRIES .. "	9-9	13	15-6	10-7	10-16	4,642	5,638	5,958	4,510	3,907
<i>Other kinds—(b) (iii) (II-R.)—</i>										
Somaliland .. Value
Other British Possessions .. "
TOTAL, BRITISH EMPIRE .. "
Dunkali Coast .. "
Jeddah .. "
Farsan .. "
Persia .. "
Other Foreign Countries .. "
TOTAL, FOREIGN COUNTRIES .. "
TOTAL, BRITISH EMPIRE AND FOREIGN COUNTRIES .. "
MANUFACTURES OF WOOD, OTHER THAN FURNITURE AND CABINET-WARE (III-G.)—										
Kenya Colony .. "	1,804
United Kingdom .. "	22,978	36,848	33,420	18,475	16,703
Somaliland .. "	1,740	..	1,337
India—Bombay .. "
Other British Possessions .. "	707	1,680	440	1,474	1,271
TOTAL, BRITISH EMPIRE .. "	25,425	38,528	37,001	19,949	17,974
Mossawah .. "	1,010	1,303	..
Hodeidah .. "	1,314	1,634	1,944	1,598	..
Arabian Gulf Ports .. "	2,382	2,354	2,146	1,705	..
Djibouti and Obokh .. "	1,776
Turkey in Asia .. "
Independent Somali Ports .. "	1,803	1,976	3,770	2,875	2,163
Kamran and Farsan .. "	4,743	..
Other Foreign Countries .. "	1,327	2,184	2,255	1,338	3,198
South Africa .. "	4,300
TOTAL, FOREIGN COUNTRIES .. "	7,836	8,148	16,191	13,662	5,361
TOTAL, BRITISH EMPIRE AND FOREIGN COUNTRIES .. "	33,261	46,676	53,192	33,511	23,335
TOTAL, WOOD AND TIMBER .. "	89,285	1,32,376	1,11,895	1,33,262	93,729
ARTICLES EXPORTED BY POST (V)—										
Egypt .. "	1,362
United Kingdom .. "	84,289	70,738	70,084	57,910	60,383
Somaliland .. "	1,135	1,268	..	1,422	4,427
Zanzibar .. "
Mauritius and Dependencies .. "
Ceylon .. "
Straits Settlements .. "	1,757	1,979	2,368	1,907	8,600
Australia .. "
Gibraltar .. "
India—Bombay .. "	92,542	84,564	81,387	52,662	54,194
Other British Possessions .. "	853
Kenya Colony .. "	91,671	1,14,811	98,878	92,213	1,11,689
TOTAL, BRITISH EMPIRE .. "	2,72,756	2,73,380	2,53,570	2,06,124	2,39,493
Egypt .. "	1,791	2,208	2,744	15,567
Italy .. "
Austria .. "
Mossawah .. "
German East Africa .. "
China .. "	10,938
Djibouti and Obokh .. "	1,618	9,093
Madagascar .. "
Other Foreign Countries .. "	860	1,554	1,399	1,951	..
Portuguese East Africa .. "
Italian East Africa .. "	2,005	1,775	1,756	1,825	17,328
TOTAL, FOREIGN COUNTRIES .. "	4,483	5,120	5,363	6,520	52,926
TOTAL, BRITISH EMPIRE AND FOREIGN COUNTRIES .. "	2,77,239	2,78,490	2,58,933	2,12,644	2,92,419

Total quantities and value of articles exported—contd.

Articles, and countries of final destination.	Quantity.					Value.				
	1926-27.	1927-28.	1928-29.	1929-30.	1930-31.	Rs.	Rs.	Rs.	Rs.	Rs.
ALL OTHER ARTICLES OF MERCHANDISE—										
Unmanufactured (II-S.)—										
Somaliland .. Value	1,735	1,985	1,583	1,095
Egypt	1,109	..	4,696
United Kingdom	1,297
Other British Possessions	1,627	2,610	..	1,923	..
Perim	3,819	3,423	3,404	3,299	1,291
Anglo-Egyptian Soudan	2,475	2,615	1,953	4,517	2,549
Bombay	1,077	5,232
TOTAL, BRITISH EMPIRE	9,030	10,383	13,335	12,429	10,167
Djibouti	1,820	1,782	3,376
Dunkali Coast	1,683	2,445	1,640	2,417	2,507
Medi	541	3,510	3,108	1,594	..
Gaizan	6,530	6,215	15,400	5,126	1,452
Kamaran and Furan	5,334	4,720	6,249	4,215	3,487
Arabian Gulf Ports	2,10,189	40,095	13,455	17,650	25,728
Italian East Africa	8,289	10,829	13,118	11,338	7,347
Mokha	34,706	43,412	37,275	38,746	18,836
Massowah	4,224	6,442	6,911	8,329	3,632
Italy	1,400	..	2,100	2,300	2,000
Konfidah	1,903	1,923	6,875	4,772	2,428
Hodeidah	3,015	..	1,382	..	1,042
Asiatic Turkey, Levant and Black Sea	1,675	1,195	1,467	3,390	2,096
Other Foreign Countries	837	3,743	1,316	2,140	2,049
Independent Somali Ports	9,421	20,427	17,213	13,319	13,177
Germany	1,400
Jeddah	2,025	..	1,372	2,320
United States of America
Austria
Lohia	1,460	..	1,098
France	1,413	1,638
Ras Hafoon	3,207	5,323	7,198	4,771
Turkey in Europe
Trieste	9,700	13,090	..
Egypt	2,717	1,004	2,380
TOTAL, FOREIGN COUNTRIES	1,06,107	1,50,186	1,48,237	1,41,195	1,01,844
TOTAL, BRITISH EMPIRE AND FOREIGN COUNTRIES	1,15,137	1,60,571	1,61,572	1,53,624	1,11,811
Manufactured (III-V)—										
Egypt	2,640
United Kingdom	1,996
Somaliland	5,107	8,090	7,032	11,203	7,286
Zanzibar and Pemba
Perim	3,645	2,007	2,516	1,836	1,460
India—Bombay
Other British Possessions	1,592	1,025	1,441	2,764	605
British East Africa	1,995
TOTAL, BRITISH EMPIRE	16,976	11,122	10,989	15,803	9,351
Independent Somali Ports	1,181	1,209	1,463	1,066	1,246
Massowah	1,043	1,751	2,882	2,083	..
Hodeidah	17,813	5,832	12,068	3,552	3,055
Italian East Africa	1,310	5,473	3,588	2,759	..
Arabian Gulf Ports	13,218	24,997	20,218	18,093	21,457
Medi	2,030	3,105	3,558
Jeddah	7,185	8,646	5,916	1,221	2,926
Konfidah and Salif	2,622	2,850	4,020	2,425	3,160
Austria
Djibouti and Obokh	14,314	10,697	11,529	20,178	17,958
Gaizan	2,075	2,599	3,566	1,740	2,167
Mokha	16,042	6,530	9,671	7,719	8,572
Lohia	1,764
Other Foreign Countries	686	2,353	2,055	2,587	2,886
France
Kamaran	2,424	4,269	3,838	4,775	5,993
Italy	3,075
Egypt	3,859	6,005	3,812	2,300
Mozambique	2,175
Dunkali Coast	1,078
TOTAL, FOREIGN COUNTRIES	88,682	84,170	93,630	72,000	71,720
TOTAL, BRITISH EMPIRE AND FOREIGN COUNTRIES	1,05,658	95,292	1,04,619	87,803	81,071
GRAND TOTAL VALUE OF EXPORTS (EXCLUSIVE OF GOVERNMENT STORES)—										
Cape of Good Hope .. Value	2,150	4,350	1,600	1,600
Tanganika Territory	50,345	60,587	24,735	58,235
United Kingdom	27,78,619	29,44,082	34,54,314	18,57,652	8,54,530
Somaliland	26,40,042	39,41,636	40,03,164	27,26,203	22,11,443
Zanzibar and Pemba	2,05,777	1,84,786	1,71,281	1,74,286	1,12,239
Egypt	18,96,542
Mesopotamia	13,985	15,083	2,11,944	23,620
Natal	14,300	4,500	200
Gibraltar	285
Malta	8,500	6,300	2,700	..	328
Mauritius and Dependencies	2,015	3,855	1,403
Perim	1,12,375	73,610	62,325	53,889	27,025
Hong-Kong	2,82,441	2,43,556	2,55,534	2,33,267	1,83,664
Ceylon	87,421	95,381	1,25,110	93,188	1,57,510
Bahrain Island	4,37,110	3,08,366	37,351	89,987	1,31,719
Straits Settlements	22,000	5,299	14,408	16,950	15,615
Australia	2,57,812	2,98,710	1,91,307	2,45,685	1,04,100
New Zealand	2,59,193	1,77,305	1,98,163	1,17,884	34,965
Seychelles	1,600	785
Canada	68,583	47,752	54,068	44,500	26,030
Anglo-Egyptian Soudan	37,200	9,890	13,350
India—	2,79,931	4,78,312	14,17,623	2,82,451	5,36,545
Bombay	10,94,099	11,86,819	12,95,508	12,13,649	4,92,882
Karachi	10,360	5,040	6,442	19,547	29,613
Calcutta	18,59,237	16,90,824	19,34,075	20,89,083	16,24,514
Cutch	1,03,426	28,851	1,205	24,427	1,16,582
Rangoon (Burmah)	2,22,500	1,04,850	1,85,225	64,750	14,715
Madras	1,94,835	2,08,455	3,40,925	85,950	50,150
Kenya Colony	3,56,649	6,47,500	6,92,122	2,85,899	3,67,722
Other British Possessions	400	26	..	1,000	900
Soetra	4,707	10,81	8,698	11,588
Burmah other Ports	2,70,000	3,16,000	2,58,600	1,06,900
Ascension Island	3,141	..
TOTAL, BRITISH EMPIRE	1,32,19,647	1,30,31,392	1,37,79,282	1,02,33,46	72,96,004

GENERAL EXPORTS.

874
SEA-BORNE TRADE.General quantities and value of articles exported—*contd.*

Articles, and countries of final destination.	Quantity.					Value.				
	1926-27.	1927-28.	1928-29.	1929-30.	1930-31.	1926-27.	1927-28.	1928-29.	1929-30.	1930-31.
GRAND TOTAL VALUE OF EXPORTS (EXCLUSIVE OF GOVERNMENT STORES)—<i>contd.</i>						Rs.	Ra.	Ra.	Ra.	Ra.
Turkey in Asia Value						6,800	..	900
North West Africa						2,730
Norway						7,41,575	5,71,865
Austria						1,32,424	..	5,82,490	3,41,280	2,28,775
France						43,32,729	69,66,696	62,70,718	33,92,280	26,00,311
Germany						2,87,608	7,43,040	7,08,625	2,83,852	2,00,537
Belgium						2,46,601	2,98,885	2,46,742	1,45,545	1,54,500
Holland						68,240	1,74,560	44,350	47,310	23,113
Italy						3,11,070	4,84,952	5,46,782	2,59,901	82,820
Spain						3,19,900	2,66,990	2,30,870	2,65,235	1,59,742
Russia in Europe	7,185
Ascension Island	3,714
South Africa	4,300
Brazil	2,100
Turkey in Europe						25,500	17,650
Greece						4,100	..	6,800	17,800	33,225
Finland						1,700	9,820	2,800
Other Countries in Europe ..						5,895	1,400
Turkey in Asia, Levant and Black Sea
Asiatic Turkey, Persian Gulf						61,128	70,453	78,676	73,099	1,14,408
North Africa, Morocco, etc. ..						89,348
Massowah
Dankali Coast						6,39,450	6,45,156	6,55,578	4,91,673	3,52,252
Independent Somali Ports						3,62,413	5,29,193	4,45,786	2,48,875	2,10,468
Mozambique						8,36,062	11,32,337	11,33,693	848,374	6,59,920
Italian East Africa						1,235	46,908	33,995	24,785	24,855
German East Africa						21,01,027	20,35,128	13,24,961	11,75,523	8,80,739
Re-Union						70,011
Madagascar
Java						9,497	13,300	11,808	5,663	7,270
United States of America						1,05,050	60,287	65,393	89,369	45,706
Jeddah						47,94,848	45,75,841	50,76,165	47,92,124	31,08,187
Konfidah						15,11,096	14,12,749	10,68,072	10,74,514	6,56,399
Gaizan						1,68,963	2,62,342	2,50,607	1,49,312	96,234
Lohia						5,84,578	9,22,872	10,18,147	6,82,661	4,37,321
Hodaidah						4,15,294	2,63,044	91,648	78,950	55,753
Fursan, etc.						43,48,100	44,79,974	56,37,133	52,55,692	32,19,588
Mokha						7,97,412	8,12,377	951,061	9,42,965	7,00,440
Arabian Gulf Ports						38,27,584	40,08,382	37,67,030	40,89,313	29,07,054
Muscat						31,29,141	33,67,871	29,38,785	34,22,547	28,32,756
China						23,501	29,245	536,860	20,854	17,032
Japan						54,316	1,07,542	1,48,730	1,53,839	97,842
Denmark						1,28,590	2,17,166	2,77,565	2,14,970	1,97,591
Triesto						4,88,349	5,13,760	3,05,640	1,78,066	1,84,200
Medi	2,36,566	2,69,155	3,18,500	2,78,345
Saigon and Tonkin						4,08,210	4,67,062	6,83,173	3,57,493	2,24,502
D'jibouti and Obokh	80
Egypt						1,11,91,096	1,29,31,558	1,12,68,163	97,00,235	74,04,252
Philippine Islands	18,32,375	14,56,793	16,19,995	10,87,460
Algeria and Tunis						3,125	..	3,375	6,865	5,000
Sweden	31,945	18,166	27,738	6,990
Other Foreign Countries						2,49,235	1,98,580	1,03,330	74,450	71,010
Ras Hafoon						598	25	1,723
Bulgaria						1,02,117	2,27,015	3,13,506	3,41,681	2,06,882
Portugal						21,392
Rumania						4,600	..	300	5,000	1,600
New Zealand						4,950
Siam	3,535	..
Persia	3,100	500
TOTAL, FOREIGN COUNTRIES						4,29,98,614	5,07,44,881	4,81,02,730	4,12,36,431	2,97,62,780
TOTAL, BRITISH EMPIRE AND FOREIGN COUNTRIES						5,62,18,261	6,37,76,273	6,18,82,012	5,14,69,894	3,70,58,784
TREASURE—										
<i>Gold—</i>										
United Kingdom Value					
British East Africa
Zanzibar
Egypt
Ceylon
Straits Settlements
India—Bombay						23,23,230	26,60,330	17,77,935	15,54,210	10,44,150
India—Rangoon	7,500
India—Calcutta
Other British Possessions
TOTAL, BRITISH EMPIRE						23,23,230	26,67,830	17,77,935	15,54,210	10,44,150
China
Turkey in Europe
France
Massowah
Dankali Coast
Hodaidah
Arabian Gulf Ports
U. S. of America
Gaizan	30,000
Independent Somali Ports
Italian East Africa						6,000	6,000
Jeddah						48,000	12,000	6,750
Kamran
North Africa, Morocco, etc.	14,925
Muscat
Austria
D'jibouti and Obokh
Other Foreign Countries	750	..
TOTAL, FOREIGN COUNTRIES						54,000	18,000	39,000	750	14,925
TOTAL, BRITISH EMPIRE AND FOREIGN COUNTRIES						23,77,230	26,85,830	18,16,935	15,54,960	0,59,075

No. 8—concl'd.

Total quantities and value of articles exported—concl'd.

Articles, and countries of final destination.	Quantity.					Value.				
	1926-27.	1927-28.	1928-29.	1929-30.	1930-31.	1926-27.	1927-28.	1928-29.	1929-30.	1930-31.
TREASURE—concl'd.						Rs.	Rs.	Rs.	Rs.	Rs.
<i>Silver—</i>										
India—Calcutta Value	13,500
Socotra "	1,394
Mesopotamia "	4,000	..	1,555
Egypt "	11,581
Anglo Egyptian Soudan "	5,450	5,160	..	41,403	76,506
Somaliland "	24,725	1,55,920	49,840	56,780	32,380
Bahrain Islands "	7,740	28,875
Zanzibar "	1,90,350	..	5,00,000	3,00,000	3,888
Perim "	1,98,100	1,67,700	1,14,899	1,06,502
Straits Settlements "
Outch and Kathiawal "	64,715
India—Bombay "	15,35,290	9,90,380	5,95,890	16,90,254	1,11,300
Kenya Colony "	35,425	21,735	..	15,820	42,902
Other British Possessions "	474	840
TOTAL, BRITISH EMPIRE "	18,03,295	13,79,086	13,32,324	22,19,156	4,79,443
Gaizan "	1,04,960	2,04,104	14,080	92,660	29,778
Lohia "	16,350	55,470	2,560
Egypt "	57,212	69,670	88,140	2,954
Mossawah "	6,03,588	5,47,605	25,600	33,250	17,105
Dankali Coast "	39,381	88,430	36,480	22,261	11,818
Hodeidah "	10,97,811	11,60,432	3,90,450	4,97,878	2,70,959
Arabian Gulf Ports "	17,47,824	15,92,690	8,27,538	16,58,441	21,98,410
Fursan, etc. "	1,31,481	1,31,002	1,23,136	1,70,741	66,282
Asiatic Levant and Black Sea, Turkey Asiatic Persian Gulf "	2,260	..
Java "	1,000	..
Independent Somali Ports "	4,488	..	4,700	1,437	..
Italian East Africa "	16,02,798	7,740
Djibouti and Obokh "	55,48,270	13,89,816	38,480	20,160
China "	5,80,245
Jeddah "	46,440	15,550
Muscat "	2,89,230
Mokha "	11,077	6,033	22,912	7,910	44,271
Austria "
Madagascar "
Modi "	1,04,913	82,580	12,800	1,639	..
Konfidah "	2,725	6,450
Other Foreign Countries "
TOTAL, FOREIGN COUNTRIES "	60,47,641	95,34,468	29,19,742	26,11,097	29,66,517
TOTAL, BRITISH EMPIRE AND FOREIGN COUNTRIES "	78,50,936	1,09,13,504	42,52,066	48,30,253	34,45,960
<i>Currency Notes—</i>										
Perim "	2,34,900	1,25,900	1,02,300	1,03,700	81,800
British Somaliland "	10,000
Bombay "	6,000	35,700
Egypt "
TOTAL, BRITISH EMPIRE "	2,40,903	1,71,600	1,02,300	1,03,700	81,800
Italian East Africa "
Kamaran and Fursan "	20,000	30,000	1,20,000	85,000
Other Foreign Countries "
Arabian Gulf Port "	2,000	2,000	3,000
Djibouti "	1,000	..
TOTAL, FOREIGN COUNTRIES "	22,000	30,000	1,21,000	88,000
TOTAL, BRITISH EMPIRE AND FOREIGN COUNTRIES "	2,40,900	1,93,600	1,32,300	2,24,700	1,69,800
TOTAL, VALUE OF TREASURE "	1,04,69,066	1,37,92,984	62,01,301	66,09,913	46,74,835
TOTAL, VALUE OF PRIVATE MERCHANDISE "	5,62,18,261	6,37,76,273	6,18,82,612	5,14,69,894	3,70,58,784
GRAND TOTAL, VALUE OF PRIVATE MERCHANDISE AND TREASURE "	6,66,87,327	7,75,69,257	6,80,83,913	5,80,79,807	4,17,33,619

N. B.—(a) Mesopotamia shown from 1927-28.

(b) Egypt transferred to Foreign Countries from 1927-28.

(c) Tanganyika Territory shown from 1927-28.

No. 9.
Estimated Value of Articles of Merchandise imported from the interior of Arabia by Land into Aden, during the official year 1930-31.

Names of Articles.	Denomination.	Total loads or Number.	Average rate.	Per.	Value.
ANIMALS, LIVING :—					
			Ra.		Ra.
Horses	No.	3	150	Per head	450
Camels	"	952	40	"	38,080
Bullocks	"	216	60	"	12,960
Cows	"	277	20	"	5,540
Milch Cows	"	2,869	8	"	22,952
Calves	"	3,901	5	"	19,505
Sheep	"	6,578	3	"	19,734
Goats	"	"	..
Kids and Lambs	"	"	..
Deer	"	"	..
Monkeys	"	"	..
Donkeys	"	38	20	"	760
BUILDING AND ENGINEERING MATERIALS :—					
Jowlies	Camel load	137	4	Per load	548
Reeds	"	141	8	"	1,128
COFFEE :—					
Clean	"	538	170	"	91,460
Berries	"	1,033	120	"	123,960
COTTON :—					
Raw	"	7	70	"	490
Piece Goods	"	"	..
CORDAGE AND ROPE					
.. .. .	"	66	8	"	528
DRUGS, MEDICINES AND NARCOTICS (excluding chemicals)					
Agar	"	18	40	"	720
Senna	"	"	..
Galangal	"	"	..
Aloes	"	"	..
Kat	"	2,983	180	"	5,36,940
Drugs other Sorts	"	"	..
TOBACCO :—					
Unmanufactured	"	635	50	"	31,750
CHEMICALS :—					
Potash	"	1,115	4	"	4,460
Alkali	"	"	..
DYEING AND TANNING MATERIALS :—					
Henna	"	165	30	"	4,950
Manjit	"	"	..
Waras or Safflower	"	11	60	"	660
Asfore	"	"	..
Dying other sorts	"	"	..
EARTHENWARE & PORCELAIN (excluding earthenware piping).					
.. .. .	"	4	12	"	48
FODDER :—					
Kirbee	"	36,295	6	"	2,17,770
Grass	"	2,596	6	"	15,576
Oil Cakes	"	272	10	"	2,720
FRUITS, FRESH					
.. .. .	"	10,577	7	"	74,039
VEGETABLES, FRESH					
Potatoes	"	6,636	7	"	46,452
.. .. .	"	1,797	24	"	43,128
FUEL :—					
Charcoal	"	11,145	5	"	55,725
Firewood	"	27,531	3½	"	96,359
FLOWERS OF ALL KINDS					
.. .. .	"	"	..
GRAIN AND PULSE :—					
Jowari	"	2,213	7½	"	16,597
Bajree	"	40	11	"	440
Oats	"	"	..
Pulse	"	128	21	"	2,688
Beans & Peas	"	48	10	"	480
Indian Corn	"	532	10	"	5,320
Barley	"	"	..

Estimated Value of Articles of Merchandise imported from the interior of Arabia by Land into Aden, during the official year 1930-31—contd.

Names of Articles.	Denomination.	Total loads or Number.	Average rate.	Per.	Value.
GRAIN AND PULSE—contd.			Ra.		Ra.
Wheat	Camel load.	Per load.	..
Other sorts	"	"	..
Bajree Flour	"	4	24	"	96
GASSAL, (powder)	"	26	8	"	208
Gum, other sorts	"	"	..
Garlic	"	212	20	"	4,240
HIDES AND SKINS:—					
Hides, raw (3,092 scores)	"	619	85	"	52,615
Skins, raw (18,120 scores)	"	943	120	"	1,13,160
" tanned "	"	"	..
HOOKE (Pipes)	"	"	..
JUTE, ROPE	"	8	30	"	240
LEATHER SHOES, ARABIC	"	"	..
MANURE, ANIMAL BONES	"	244	20	"	4,880
MATS AND MATTING	"	"	..
MAT BAGS	"	154	15	"	2,310
MAT BASKETS	"	23	15	"	345
OIL, JINJILI	"	"	..
PERFUMERY (Rose Water)	"	8	30	"	240
PLANTS, LIVING	"	"	..
PROVISIONS:—					
Rasins	"	28	80	"	2,240
Honey	"	4	40	"	160
Ghee	"	956	120	"	1,14,720
Almonds	"	3	180	"	540
Fowls	"	2	18	"	36
Eggs	"	769	12	"	9,228
Walnuts	"	15	56	"	840
Provisions, other sorts	"	"	..
Pitch, Tar & Dammer	"	"	..
SEEDS:—					
Cotton	"	"	..
Poppy	"	"	..
Til or Jinjili	"	138	56	"	7,728
Mustard	"	"	..
Maithi	"	4	35	"	140
Soapnuts	"	8	50	"	400
SAND BLACK	"	"	..
ARTICLES OF STONES	"	"	..
WAX, BEES	"	69	120	"	8,280
WOOD:—					
Other kinds	"	"	..
Manufactures	"	"	..
WOOL:—					
Raw	"	"	..
MANUFACTURES:—					
Carpets	"	"	..
A. O. A., MANUFACTURED	"	"	..
TREASURE:—					
Silver Coin	\$	"	..
GOVERNMENT OF INDIA					
	Rs.	"	..
GOLD—BRITISH SOVEREIGN					
	English £	"	..
TOTAL					18,17,563

ADEN—INLAND TRADE, 1929-30—1930-31.

No. 10.

Comparative Statement showing the Quantity, Value and Description of Merchandise that passed into Arabia per Inland Communication from Aden during the year 1929-30 to 1930-31.

Names of Articles.	Deno- mination.	1929-1930.		1930-1931.		1930-1931 compared with 1929-1930.	
		Quantity.	Value. Rs.	Quantity.	Value. Rs.	Increase. Rs.	Decrease. Rs.
I.—PRIVATE MERCHANDISE.							
1. Animals, living—							
1. Horse	Number						
2. Other kinds	"	50	815	389	4,102	3,287	
2. Apparel (including drapery, haberdashery, millinery uniforms, accoutrements, but excluding hosiery) .. .	Value		1,835		652		1,183
1. Boots and shoes	Pairs						
3. Arms, ammunition and military stores—							
1. Firearms, and parts thereof	Value						
2. Other sorts	"						
4. Art, works of	"						
5. Books and printed matter (including maps and charts)	Cwt.	35	1,290	13	840		450
6. Bristles and fibre for brushes and brooms	"						
7. Building and engineering materials—							
1. Brick and tiles	Number						
2. Cement	Cwt.						
3. Chalk and lime	"	121	106	397	413	307	
4. Clay	"						
5. Earthenware piping	"						
6. Other sorts	"	128	848	80	392		456
8. Cabinet-ware and furniture	Value		1,438		509		929
9. Candles	lbs.	504	120	3,388	1,155	1,035	
10. Canes and rattans	Cwt.			2	38	38	
11. Caoutchouc—							
1. Raw	"						
2. Manufactured	Value						
12. Carriages and carts (excluding railway carriage) and Parts thereof	"		40				40
13. Chemicals—							
1. Alum	Cwt.						
2. Arsenic	"						
3. Bicarbonate of soda	"						
4. Borax	"						
5. Copperas	"						
6. Khari salt	"						
7. Salt ammoniac	"						
8. Saltpetre	"						
9. Sulphur (brimstone)	"						
10. Sulphuric acid	"						
11. Other sorts	Value						
14. Clocks and Watches	Number						
15. Coal—							
1. Coal	Tons						
2. Coke	"						
3. Patent fuel	"						
16. Coffee	Cwt.						

Comparative Statement showing the Quantity, Value and Description of Merchandise that passed into Arab per Inland Communication from Aden during the year 1929-30 to 1930-31.

Names of Articles.	Deno- mination.	1929-1930.		1930-1931.		1930-1931 compared with 1929-1930.	
		Quantity.	Value.	Quantity.	Value.	Increase.	Decrease.
			Ra.		Ra.	Ra.	Ra.
I.—PRIVATE MERCHANDISE—contd.							
17. Coir—							
1. Unmanufactured	Cwt.
2. Manufactured (excluding rope)	"
18. Corals, real	Lbs.
19. Cordage and rope of vegetable fibre (excluding jute)	Cwt.	16	124	45	267	143	..
20. Cotton—							
1. Raw	"	1	28	28
2. Twist and yarn	Lbs.	2,29,096	2,29,096	3,33,814	2,35,654	6,558	..
3. Manufactured	"
(a) Piece-goods—							
i. Grey (unbleached)	Yds.	3,91,685	94,071	1,15,134	20,625	..	73,446
ii. White (bleached)	"
iii. Coloured, printed or dyed	"	8,16,629	2,33,982	8,46,405	1,27,804	..	1,06,178
(b) Canvas	"
(c) Handkerchiefs and shawl in the piece	Number
(d) Hosiery, pure and mixed	Value
(e) Lace and patent net	Yds.
(f) Thread, sewing	lbs.
(g) Other sorts of manufactures	"	112	60	60
21. Drugs, Medicines and Narcotics (excluding chemicals)—							
1. Aloes	Cwt.
2. Asafoetida	"
3. Camphor	Lbs.
4. Chinchona bark	"
5. Galangal	Cwt.
6. Other sorts of drugs and medicines	Value
7. Opium	Chests weighing cwt.
8. Tobacco—							
(a) Unmanufactured	"	5,684	1,92,857	6,566	1,48,160	..	44,697
(b) Manufactured—							
i. Cigarettes	"	25	2,232	31	2,586	354	..
ii. Other sorts	"	39	4,258	5,222	3,051	..	1,207
22. Dyeing and Tanning Materials—							
1. Cutch	Cwt.
2. Gambier	"
3. Indigo	"	26	2,915	20	1,455	..	1,460
4. Lacdye	"
5. Madder or manjit	"
6. Myrabolams	"
7. Safflower	"
8. Turmeric	"	10	270	270	..
9. Other sorts	"
23. Earthenware and Porcelain (excluding earthenware piping)	Value	..	59	..	370	311	..
24. Feathers	Lbs.
25. Fireworks	Value
26. Flax—							
1. Raw	Lbs.
2. Twist and yarn	"
3. Manufactures—							
(a) Canvas	Yds.
(b) Piece-goods	"
(c) Other sorts, including bags and sacks	Lbs.
27. Fodder, bran, and cattle-food, (including hay and straw—							
1. Oilcakes	Cwt.
2. Rice-bran	Tons
3. Other sorts	Cwt.

No. 10.

Comparative Statement showing the Quantity, Value and Description of Merchandise that passed into Arabia per Inland Communication from Aden during the year 1929-30 to 1930-31.

Names of Articles.	Denomination.	1929-1930.		1930-1931.		1930-1931 compared with 1929-1930.	
		Quantity.	Value.	Quantity.	Value.	Increase.	Decrease.
I.—PRIVATE MERCHANDISE—contd.							
8. Fruits and Vegetables—							
1. Fruits—							
(a) Cocoanuts	Number
(b) Cocoanuts kernel or copra	Cwt.
(c) Other sorts	Value	..	25
2. Vegetables, fresh Onions	"	..	1,770	..	3,552	1,782	25
9. Glass and Glassware—							
1. Beads and false pearls	Cwt.
2. Other ware	Value	..	7,895	..	8,689	794	..
10. Grain and Pulse—							
1. Barley	Cwt.
2. Gram	"
3. Jawar and Bajra	"	1,671	10,908	1,237	6,429	..	4,479
4. Beans	"	4	48	48
5. Pulse O'sorts	"	10	60	17	121	61	..
6. Maize	"	13	213	20	100
7. Rice not in the husk	"	6,298	62,201	5,889	53,174	..	9,027
8. Lentil Masoor	"	10	76	10	74	..	2
9. Wheat	"	44	525	83	486	..	39
10. Wheat flour	Lbs.	4,80,368	41,971	7,54,068	51,629	9,658	..
11. Other sorts	Cwt.	21	174	174	..
11. Gums Resins—							
1. Arabic	"
2. Benjamin	"
3. Olibanum or frankincense	"	15	544	5	108	..	436
4. Rosin	"
5. Other sorts	"	14	410	8	272	..	138
12. Hardware and Cutlery, including plated ware—							
1. Agriculture implements	Value
2. Other sorts	"	..	1,843	..	995	..	848
13. Hemp—							
1. Raw	Cwt.
2. Manufactured (excluding cordage)—							
(a) Bags and sacks	Number
(b) Cloth	Yds.
14. Hides and Skins—							
1. Hides, raw							
	Cwt.
	No.
2. Hides dressed or tanned							
	"
3. Skins, raw							
	"
4. Skins, dressed or tanned							
	"
15. Horns							
	Cwt.
16. Ice							
	"
17. Instruments, Apparatus, and Appliances, and parts thereof—							
1. Musical	Value
2. Photographic	"
3. Scientific, philosophical, and other kinds	"
18. Ivory—							
1. Unmanufactured							
	lbs.
2. Manufactured							
	Value
19. Jadestone							
	Cwt.
20. Jewellery and plate of gold and silver—							
1. Jewellery							
	Value
2. Plate							
	"
3. Precious stones and pearls, unset							
	"

No. 10.

Comparative Statement showing the Quantity, Value and Description of Merchandise that passed into Arabia per Inland Communication from Aden during the year 1929-30 to 1930-31.

Names of Articles.	Denomination.	1929-1930.		1930-1931.		1930-1931 compared with 1929-1930.	
		Quantity.	Value.	Quantity.	Value.	Increase.	Decrease.
			Rs.		Rs.	Rs.	Rs.
I.—PRIVATE MERCHANDISE—contd.							
41. Jute—							
1. Raw	Cwt.
2. Twist and yarn	Lbs.
3. Manufactured—							
(a) Gunny Bags	Number	2,280	1,155	970	862	..	293
(b) Gunny cloth	Yds.
(c) Canvas	"
(d) Rope and twine	Cwt.	2	36	1	37	1	..
(e) Other kinds	"
42. Lac—							
1. Button	"
2. Seed	"
3. Shell	"
4. Stick	"
5. Other kinds (excluding lacdye)	"
43. Lacquered-ware (of Indian manufacture)	Value
44. Leather—							
1. Unwrought	Cwt.
2. Manufactured—							
(a) Saddlery and harness	Value
(b) Other sorts (excluding boots and shoes)	"	..	150	150
45. Liquors—							
1. Ale, beer, and porter	Gallons
2. Spirit—							
(a) Rum	"
(b) Other sorts of spirits	"
3. Wines	"
46. Machinery and millwork—							
1. Steam-engines and parts (other than locomotive)	Value
2. Other sorts of machinery	"	..	335	..	240	..	95
47. Manures—							
1. Animal bones	Tons
2. Guano	"	25	706	706
3. Other kinds (except oil cake)	"
48. Matches	Value	..	18,058	..	29,589	11,531	..
49. Mats and matting	Sq. yds.	17,468	2,822	4,788	850	..	1,972
50. Metals—							
1. Brass—							
(a) Unwrought	Cwt.
(b) Wrought	"
2. Copper—							
(a) Ore	"
(b) Old, for re-manufacture	"
(c) Unwrought	"	3	302	302	..
(d) Wrought—							
i. Lametta	"
ii. Sheets and other manufactures	"	23	1,917	1,917
3. Iron—							
(a) Ore	"
(b) Old for re-manufacture	"	433	2,457	549	2,292	..	165
(c) Cast (pig)	"
(d) Wrought—							
i. Anchors, cables, and kentledge	"
ii. Angle, bolt and rod	"
iii. Bar	"	95	886	78	628	..	258
v. Beams, pillars, girders and bridgework	"
vi. Galvanised other than plates, sheets and wire	"
vi. Hoop	"
vii. Nails, screws, rivets, and washers	"	14	212	4	74	..	138
viii. Pipes and tubes	"
ix. Rice bowls	"
x. Sheets and plates (including galvanised and tinned plates)	"	34	801	57	404	..	397
xi. Wire	"
xii. Other manufactures of wrought or cast iron, or of iron mixed with steel	"	245	1,450	116	861	..	589

No. 10.

Comparative Statement showing the Quantity, Value and Description of Merchandise that passed into Arabia per Inland Communication from Aden during the year 1929-30 to 1930-31.

Names of Articles.	Deno- mination.	1929-1930.		1930-1931.		1930-1931 compared with 1929-1930.	
		Quantity.	Value.	Quantity.	Value.	Increase.	Decrease.
1.—PRIVATE MERCHANDISE—contd.							
50. Metals— <i>contd.</i>			Rs.		Rs.	Rs.	Rs.
4. Lead—							
(a) Pig	Cwt.
(b) Other sorts	"
5. Manganese ore	"
6. Steel	"
7. Tin—							
(a) Ore	"
(b) Unwrought (block)	"
(c) Wrought (including plates or sheets, not tinned iron)	"
8. Zinc or spelter—							
(a) Unwrought	"
(b) Wrought or manufactured	"	12	432	432	..
(c) Other sorts	"
9. Metal unenumerated	"
51. Mica (commercially called Talo)	"
52. Mowa or mowra flowers	"
53. Oils—							
1. Animal	Gallons
2. Essential	"
3. Mineral—							
(a) Kerosine	"	64,688	47,442	36,834	27,956	..	19,486
(b) Benzine Benzol Petrol	Cwt.	3,512	5,228	5,608	7,161	1,933	..
(c) Other kinds	Gallons	2,705	830	1,468	624	..	206
4. Vegetable, not essential—							
(a) Castor	"
(b) Cocoanut	"	288	1,097	216	534	..	563
(c) Earthnut	"
(d) Linseed	"
(e) Mustard or rape	"
(f) Til or jinjili	"	9,848	34,282	6,819	15,351	..	18,931
(g) Other sorts	"
54. Oil-cloth and Floor cloth	Sq. yds.
55. Paints and Colour	Cwt.	15	360	360
1. Painters' Materials	Value
56. Paper and Pasteboard—							
1. Printing paper	Cwt.
2. Writing paper and envelopes	Value
3. Other kinds of paper	Cwt.	301	1,742	375	2,129	387	..
4. Pasteboard, Milboard, and Cardboard of all kinds	"
57. Perfumery—							
1. Musk	Ounces
2. All other sorts	Value	..	70	70
58. Pitch, Tar and Dammer	Cwt.
59. Plants, living	Value
60. Printing and Lithographing Materials (other than paper)	"
61. Provisions—							
1. Bacon and hams	Lbs.
2. Biche de mer	"
3. Butter	"
4. Cheese	"	110
5. Fishmaws and sharkfins	"	4,928	110
6. Fish, dry, unsalted	"	1,288	115	13	342	227	..
7. Fish, dry, salted	"	5	60	60	..
8. Fish, wet, salted <i>ngapi</i>	"
9. Fruits and vegetables, dried, salted or preserved—							
(a) Dates	Cwt.	7,745	48,885	12,225	45,205	..	3,680
(b) Other sorts	"	81	837	113	1,043	206	..
10. Ghee	Lbs.	1,176	898	112	40	..	858
11. Lard	Cwt.	1,428	19,828	1,384	16,440	..	3,388
12. Other sorts of provisions	"

Comparative Statement showing the Quantity, Value and Description of Merchandise that passed into Arabia per Inland Communication from Aden during the year 1929-30 to 1930-31.

Names of Articles.	Denomination.	1929-1930.		1930-1931.		1930-1931 compared with 1929-1930.	
		Quantity.	Value.	Quantity.	Value.	Increase.	Decrease.
I.—PRIVATE MERCHANDISE—contd.							
62. Rags and other materials for making paper ..	Cwt.
63. Railway Plant and Rolling-stock—							
1. Carriages, trucks, locomotive engines, tenders, and parts thereof ..	Value
2. Materials for construction—							
(a) Sleepers of wood ..	Cwt.
(b) Other sorts ..	"
64. Salt ..	Tons
65. Seeds—							
1. Essential—							
(a) Ajama ..	Cwt.
(b) Ajwan ..	"
(c) Apiseed ..	"
(d) Assalia ..	"
(e) Carraway ..	"
(f) Coriander ..	"
(g) Cummin ..	"
(h) Cummin (black) ..	"
(i) Fennel ..	"
(j) Fenugreek ..	"
(k) Niger ..	"
(l) Sawa or dill ..	"
(m) Other sorts ..	"
2. Castor ..	"
3. Cotton ..	"	27	180	180	..
4. Earthnut ..	"
5. Linseed ..	"
6. Mowa or mowra ..	"
7. Mustard ..	"
8. Poppy ..	"
9. Rape ..	"
10. Tea ..	"
11. Til or jinjili ..	"	143	1,987	151	1,435	..	552
12. Other sorts ..	"
66. Shells and Cowries—							
1. Cowries ..	"
2. Shells (chanks, sankhli, large ornamental shells, cowras, mother-of-pearl shells, and oyster shells) ..	"
3. Tortoise-shell (including nakhla or nakh) ..	Lbs.
67. Ships, parts of ..	Value
68. Silk—							
1. Raw—							
(a) Mulberry silk, excluding tsar and other wild silks—							
i. Raw ..	Lbs.
ii. Chasam or waste ..	"
iii. Cocoons ..	"
(b) Wild silk : tsar, munga, eria, and other—							
i. Raw ..	"
ii. Chasam or waste ..	"
iii. Cocoons ..	"
2. Manufactured—							
(a) Piece-goods ..	Yds.
(b) Goods of silk mixed with other materials ..	"
(c) Thread for sewing ..	Lbs.
(d) Other sorts ..	"
69. Soap ..	Cwt.	348	7,546	594	8,170	624	..
70. Specimens illustrative of natural science ..	Value
71. Spices—							
1. Betelnuts ..	Lbs.
2. Cardamoms ..	"	224	60	60	..
3. Cassia ..	"
4. Chillies ..	"	1,792	370	2,744	567	197	..
5. Cinnamon ..	"	336	120	28	10	..	110
6. Cloves ..	"	224	32	1,344	350	318	..
7. Ginger ..	"	20,608	9,413	21,644	6,078	..	3,335
8. Nutmegs ..	"
9. Pepper ..	"	6,048	3,332	4,312	1,925	..	1,407
10. Other sorts ..	"	13,29,608	4,36,644	17,08,056	4,60,442	23,798	..

No. 10.

Comparative Statement showing the Quantity, Value and Description of Merchandise that passed into Arabia per Inland Communication from Aden, during the year 1929-30 to 1930-31.

Names of Articles.	Denomination.	1929-1930.		1930-1931.		1930-1931 compared with 1929-1930.	
		Quantity.	Value.	Quantity.	Value.	Increase.	Decrease.
1.—PRIVATE MERCHANDISE—concl.							
72. Stationery (excluding paper)	Value
73. Stone and Marble	Cwt.	13	135	13	149	14	..
74. Sugar—							
1. Sugar, refined or crystallised, including Sugar candy and Confectionary	"	7,749	75,326	9,291	71,750	..	3,576
2. Sugar, unrefined	"
75. Tallow	"
76. Tea ..	Lbs.	793	793	689	609	..	184
77. Toys and requisites for games	Value
78. Umbrellas, including parasols and sunshades	Number	1,132	1,454	144	289	..	1,165
79. Wax (excluding candles)	Cwt.
80. Wood—							
1. Teak ..	Cubic tons
2. Other timber ..	" "	67	7,106	142	5,378	..	1,728
3. Firewood ..	" "
4. Ornamental—							
(a) Ebony ..	Value
(b) Sandal ..	"
(c) Other kinds ..	"
5. Manufactures of wood	"	..	2,566	..	1,653	..	913
81. Wool—							
1. Raw ..	Lbs.
2. Manufactured—							
(a) Braids ..	"
(b) Carpets and rugs	"	420	400	400
(c) Piece-goods ..	Yds.
(d) Shawls ..	Number
(e) Other sorts ..	Lbs.	7	8	8
82. Articles (not specified) exported by post	Value
83. All other articles of merchandise—							
1. Unmanufactured ..	Value	..	10,151	..	6,462	..	3,689
2. Manufactured ..	"	..	3,025	..	113	..	2,912
Total Value of Private Merchandise		..	16,47,780	..	13,93,222	65,042	3,19,600
84. Treasure—							
1. Gold—							
(a) Bullion (bar, ingots and other kinds of uncoined Gold)	Ounces
(b) Coin ..	"
2. Silver—							
(a) Bullion (bar, and other kinds of uncoined silver)	"
(b) Coin ..	"
Government of India rupees	"
M. T. Dollars	"
Other coin ..	"
Total Value of Private Treasure
Total Value of Private Merchandise and Treasure	16,47,780	..	13,93,222	65,042	3,19,600

TRADE WITH EACH FOREIGN COUNTRY AND CHIEF PORTS IN INDIA.

SHIPPING. YEARS 1926-27 TO 1930-31.

No. 11.

Total Number and Tonnage of British, British Indian, and Foreign Vessels which entered from Foreign Countries and Ports in British India at the Port of Aden in each official year from 1926-27 to 1930-31.

Countries from which entered.	1926-27.		1927-28.		1928-29.		1929-30.		1930-31.	
	Steam with Cargo.		Steam with Cargo.		Steam with Cargo.		Steam with Cargo.		Steam with Cargo.	
	No.	Tons.	No.	Tons.	No.	Tons.	No.	Tons.	No.	Tons.
UNITED KINGDOM AND BRITISH POSSESSIONS—										
Canada	2	5,687
Tanganyika Territory	5	27,212	2	9,448	7	27,897	9	38,239
Egypt, etc.	26	75,091
Egypt—Suez	62	197,812
United Kingdom	205	1,057,398	261	1,339,270	272	1,380,509	277	1,450,029	242	1,325,154
Malta	1	3,528
Mauritius, Mahe including Seychelles. (Sailing)	5	16,525	21	84,480	17	80,125	26	117,500	28	123,033
Natal and Cape Town	4	20,943	21	69,445	25	96,311	19	70,267	24	100,025
Perim (Island)	15	23,426	10	9,853	5	4,453	11	23,418	6	4,375
Ceylon	107	535,176	56	226,453	48	213,077	29	106,814	8	29,480
China—Hongkong	2	4,960	3	16,089	3	9,187
Straits Settlements	19	73,925	13	49,955	16	56,586	17	62,273	18	63,874
Australia	44	236,442	80	409,176	72	378,416	81	453,203	76	412,115
Tasmania	2	7,890	1	3,737
Spain—Gibraltar	1	1,859	3	566	2	80	1	5,223	2	5,920
Socotra	13
Anglo-Egyptian Sudan	26	115,542	80	38,412	10	31,880	14	26,118	18	22,589
British Somaliland	77	20,068	36	16,892	119	27,711	74	22,055	87	23,627
Kenya Colony	68	269,136	28	140,102	26	89,308	26	100,770	19	86,233
Zanzibar	19	54,306	1	92,833	26	82,658	16	34,232	16	27,096
New Zealand	1	4,453
Mesopotamia	85	287,827	68	235,474	80	279,424	88	308,718
Total, United Kingdom and British Possessions	681	2,710,390	716	2,813,058	710	2,698,916	682	2,792,147	643	2,576,358
BRITISH INDIA AND BURMAH—										
Bombay—Chief Port—Bombay	104	574,909	116	603,256	117	583,234	101	519,152	94	469,992
Bombay—Other Ports	6	17,337	7	22,545	6	16,015	5	12,922	7	20,548
Malabar Coast, Cutch, etc.	7	24,383	7	25,165	11	36,032	12	38,115	8	25,694
Sind—Karachi	23	82,649	19	72,244	18	64,222	5	23,590	17	60,397
Madras—Madras	3	11,752	8	23,222	7	24,296	2	6,955	1	3,149
Madras—Other Ports	13	47,854	15	50,015	11	30,905	18	61,399	13	44,817
Bengal—Calcutta	75	312,021	76	308,806	63	254,943	103	404,128	106	417,338
Bengal—Other Ports
British Burmah—Rangoon	6	22,458	9	30,722	12	37,905	7	22,407	9	27,953
British Burmah—Other Ports	11	38,425	21	63,548	19	64,643	16	52,582	13	43,548
Total, British Ports and Ports in Burmah	248	1,131,788	278	1,199,523	264	1,112,195	272	1,141,750	208	1,103,436
Total, United Kingdom British Possessions, British India and Burmah	929	3,842,178	994	4,012,581	974	3,806,111	954	3,933,397	911	3,679,794
FOREIGN COUNTRIES—										
Egypt	38	97,589	50	123,153	30	38,110	24	39,518
Triesti	34	156,224	35	165,414	39	179,545	48	205,551
Belgium	15	66,941	18	80,337	32	143,265	44	197,601	35	163,111
France	23	111,269	33	196,643	32	215,305	35	228,031	28	176,388
Germany	22	88,273	22	85,502	29	121,593	23	84,223	30	109,185
Holland	12	5,119	8	9,781	26	43,478	12	24,610	31	51,478
Italy	31	111,505	38	153,757	37	148,960	40	161,309	42	172,980
Russia in Europe	1	3,922	1	7,393	6	18,451
Russia in Asia	3	11,658	..	3,170	2	..	2	6,968
Sweden	2	7,768	1	..	1	3,982
Spain	2	3,722
Portugal	1	2,121	..	4,569	2	9,688	2	9,829
Fiume
Turkey in Asia Bassorah (Sailing)	58	202,293
(Massowah)	25	54,493	20	32,342	8	24,222	15	55,369
Assab	1	162
Norway	4	3,696	2	5,375	121	31,501	88	87,011	22	75,893
Djibouti and Obokh	107	65,991	96	26,256	84	26,049
Eastern Coast of Africa—Dankali Coast	17	80,097	26	133,759
Portuguese East Africa	13	55,240	8	4,589	23	124,953
Eastern Coast of German Possessions
Italian East Africa	6	14,158	1	4,255
Delagoa Bay (Mozambique)	2	5,698
Madagascar	6	17,914	1	2,705	2	10,444	1	29
Brazil	2	6,701	1	3,255
Greece	1	5,215	1	2,573
Algeria—Tunis	1	5,525	1	2,014
Reunion (Bourbon)
United States	39	145,717	30	113,649	24	78,632	19	66,675	20	70,108
Denmark	7	32,562	12	58,217	10	41,665
Arabia—Jeddah and Hodsaida	1,533
Arabia—Saliff	1
Arabia—Muskat (Sailing)
Arabia—Gulf Ports	29	10,378	34	9,122	18	5,951	35	11,001	33	12,546
Red Sea Islands
Red Sea Ports	78	62,612	70	59,178	58	39,684	73	49,238	60	47,425
French Colonies (Saigon, Tonquin, and New Cledonia)	4	20,954	2	8,607	3	9,472	2	7,457
China—Treaty Ports	30	189,209	65	389,208	66	407,146	92	556,371	100	594,823
Japan	18	45,339	27	98,286	46	186,511	46	210,860	22	89,248
Java
Independent Somali Port
Borneo	2	5,378
Persian Gulf	1	3,222	3	11,192	5	17,153	5	20,445	2	8,657
Philippines	1	3,163	1	3,163	3	9,835	3	10,501
Siam	3	7,896	10	3,132	7	12,836	1	4,977
Returned from Sea	6	14,960	5	18,742	11	28,668	4	14,090
Other Foreign Countries	6	27,212	12	50,251	17	21,897	13	18,470	27	81,064
Somaliland and Eritrea
Total, Foreign Countries	567	1,449,439	581	1,694,624	661	1,982,437	682	2,244,953	666	2,125,735
Total, United Kingdom, British Possessions, British India and Burmah, and Foreign Countries	1,496	5,291,617	1,575	5,707,205	1,635	5,788,548	1,636	6,178,350	1,577	5,805,529

TRADE WITH EACH FOREIGN COUNTRY AND CHIEF PORTS IN INDIA.

SHIPPING. YEARS 1926-27 to 1930-31.

No. 12.

Total Number and Tonnage of British, British Indian, and Foreign Vessels which cleared to Foreign Countries and Ports in British India at the Port of Aden in each official year from 1926-27 to 1930-31.

Countries from which cleared.	1926-27.		1927-28.		1928-29.		1929-30.		1930-31.	
	Steam with Cargo.		Steam with Cargo.		Steam with Cargo.		Steam with Cargo.		Steam with Cargo.	
	No.	Tons.	No.	Tons.	No.	Tons.	No.	Tons.	No.	Tons.
UNITED KINGDOM AND BRITISH POSSESSIONS—										
Mesopotamia	82	280,172	88	296,151	108	392,814	101	362,661
United Kingdom	250	1,331,769	286	1,446,321	268	1,413,746	268	1,376,547	248	1,361,578
Egypt, etc.	31	102,483
Egypt—Suez	12	44,274
Malta	1	5,385	1	4,800
Mauritius Mahe and Seyohelles	6	28,115	7	30,330	9	44,797	11	61,092	10	56,048
Sailing										
Natal and Cape of Good Hope	17	66,364	31	126,808	33	145,803	38	146,740	24	92,010
Perim (Island)	6	5,829	4	6,517	2	432	3	648	7	2,732
Ceylon	50	241,561	13	54,565	13	54,747	6	18,365	11	26,331
China—Hongkong	2	7,114	4	13,512	9	33,375	9	30,289	3	8,553
Spain—Gibraltar	1	112	2	5,136	2	5,789	5	16,306	6	20,856
Straits Settlements	15	60,763	15	56,545	20	31,876	14	58,136	11	47,776
Australia	47	293,177	43	318,070	52	330,672	70	477,442	49	390,712
New Zealand	5	421	2	154
Socotra
Anglo-Egyptian Sudan	13	56,467	2	6,269	4	11,378	1	3,784	18	26,238
British Somaliland	79	20,984	84	17,560	118	26,953	87	26,582	106	29,788
Zanzibar	33	108,013	43	160,335	32	102,383	14	31,740	12	18,364
Kenya Colony	48	194,776	27	100,515	26	108,756	30	122,811	41	169,835
Tanganyika Territory	4	20,331	10	39,464	14	52,790	18	71,769
Canada	1	1,678
Total, United Kingdom and British Possessions	615	2,562,222	650	2,648,525	686	2,646,382	669	2,820,876	666	2,686,929
BRITISH INDIA AND BURMAH—										
Bombay—Other Ports	1	2,978	1	38
Bombay—Chief Ports—Bombay	128	658,114	127	665,004	97	521,849	81	413,164	78	410,672
Malabar Coast	2	500	1	3,724	1	3,208
Sind—Karachi	26	90,366	16	66,202	6	23,287	12	47,029	12	42,209
Madras—Madras	1	4,101	1	5,131
Madras—Other Ports	3	1,143	2	4,947	1	3,009	1	3,606
Bengal—Calcutta	90	338,571	98	375,035	109	394,084	100	399,009	89	357,557
Bengal—Other Ports
British Burmah—Rangoon	8	21,197	4	12,269	9	28,573	6	13,114	4	13,933
British Burmah—Other Ports	6	19,150	11	34,154	8	22,394	8	24,734	3	8,806
Total, British Indian Ports and Ports in Burma	263	1,129,041	259	1,161,712	231	996,154	210	906,943	188	839,991
Total, United Kingdom, British Possessions, British India and Burmah	878	3,691,263	909	3,810,237	917	3,642,536	879	3,726,819	854	3,526,920
FOREIGN COUNTRIES—										
Sweden	22	104,770	33	155,536	35	167,998	37	187,085	49	218,724
Trieste	15	58,601	14	60,531	25	109,959	13	62,041
Belgium	9	43,202	78	385,733
France	56	233,389	86	392,094	88	412,534	95	451,528	78	185,474
Germany	26	112,743	58	222,461	51	202,420	44	179,664	44	11,853
Holland	4	18,585	13	34,570	11	33,750	6	16,813	6	1,92,780
Italy	28	101,957	47	181,021	49	197,373	43	169,190	29	75,439
Egypt	41	108,222	38	96,942	57	172,246	29	10,121
Russia in Asia	1	3,922	2	8,238	2	3,292	4	..
Spain and Portugal	2	6,574	4	17,632
Denmark	1	5,342	2	5,934	5	17,157	2	6,895
Turkey in Europe	1	1,277
Turkey in Asia (Bussorah)	79	272,213
Russia in Europe	2	2,810	5	7,378	9	17,448
Massowah	26	55,581	22	27,124	66	19,357
Djibouti and Obokh	105	43,764	94	23,225	119	28,258	76	22,034
Assab
Eastern Coast of Africa—German Possessions	5	17,195
Eastern Coast of Italian Possessions	3	3,180	2	8,455	3	10,725	1	3,816
Algeria—Tunis	17	77,504	24	103,999	30	133,057
Portuguese East Africa	14	31,902	8	30,010
Delagoa Bay (Mozambique)	1	5,708	3	136
Madagascar	4	14,032
Independent Somali Ports	1	790
Italian Somaliland	2	4,115
Greece	1	5,215
Norway	5	17,181	3	9,438	7	23,543	15	52,690	27	87,897
Reunion (Bourbon)	56	204,817	61	221,009	84	325,396	75	278,731
United States	58	221,397
Arabia—Jeddah Hodeida	1	2,592
Arabia—Muskat	19	8,879	34	10,713	32	11,339
Arabia—Gulf Ports	31	10,990	35	9,332
Red Sea Islands	64	47,665	77	45,291	57	41,434
Red Sea Ports	88	66,124	71	67,498
French Colonial (Saigon, Tonquin, and New Caledonia)	1	1,197	3	688	1	5,708	1	3,619
China—Treaty Ports	9	43,547	7	41,562	5	20,973	5	17,420	8	33,834
Japan	23	131,900	34	217,363	49	318,672	62	382,934	65	3,67,948
Java	8	20,737	13	34,781	37	139,479	31	116,775	37	76,751
Persian Gulf	7	20,291
Sumatra and Borneo	1	2,644
Fiume	2	7,151	4	18,834	1	5,285	6	20,813
Siam	3	3,377	3	9,297	4	12,585	2	6,378	3	1,844
Left for Sea	7	12,006	3	6,206	6	3,936	4	4,908	1	5,377
Other Foreign Countries	2	5,012	1	188	18	30,391	16	21,279	28	28,706
Italian Somaliland and Eritrea
Total, Foreign Countries	620	1,597,204	663	1,893,778	707	2,147,609	757	2,450,450	722	2,280,197
Grand Total, United Kingdom, British Possessions, British India and Burmah, and Foreign Countries	1,498	5,288,467	1,572	5,704,015	1,624	5,790,345	1,636	6,177,269	1,576	5,807,117

891
SHIPPING.

YEARS 1926-27 TO 1930-31.

No.

Number and Tonnage of Country Crafts Distinguishing the Nationality that Entered and Cleared, from and to
EN

Years and Nationality.	Foreign.																			
	Abyssinia Massowah.		Africa Danakil Ports.		Zaila.		Berbera.		Bulhar.		Somali Coast Ports.		Zanzibar and Adjacent Ports.		Arabian Ports under the Turkish Govern- ment in the Red Sea.		Indo- pendent Ports in the Gulf of Aden.		Ports in the Terri- tories of the Imam of Muscat.	
	No.	Tons.	No.	Tons.	No.	Tons.	No.	Tons.	No.	Tons.	No.	Tons.	No.	Tons.	No.	Tons.	No.	Tons.	No.	Tons.
1926-27.																				
British Indian	17	1,120	4	100	4	124	14	454	6	318	10	449	10	366	40	1,378
Arab	88	2,657	18	296	29	849	17	1,107	2	49	24	717	234	5,890	215	6,011	8	261
Turkish
Persian
Italian	3	105	8	237	1	20	9	165	29	823	4	112	26	877
French	2	12
Cutch
Total	108	3,912	32	645	34	993	40	1,726	8	367	63	1,989	248	6,368	281	8,266	8	261
1927-28.																				
British Indian	20	1,342	1	32	6	260	3	166	3	149	10	372	36	1,418
Arab	114	3,930	21	994	37	1,028	19	1,766	1	80	34	1,061	1	49	313	7,955	226	8,115	5	524
Turkish
Persian
Italian	2	211	15	332	4	122	53	1,336	9	401	24	560
French	4	25	4	26
Cutch	1	15
Total	136	5,483	40	1,351	38	1,060	29	2,148	4	246	90	2,546	1	49	332	8,728	291	10,134	5	524
1928-29.																				
British Indian	4	234	2	15	1	32	8	254	10	706	12	554	13	533	27	1,063
Arab	94	2,916	44	1,100	46	1,256	25	1,569	7	215	36	1,071	329	8,165	203	6,562	1	314
Turkish
Persian
Italian	10	204	11	224	7	140	4	77	1	20	72	1,813	19	777	27	732
French	2	14	3	21
Cutch	1	118
Total	108	3,354	59	4,353	54	1,428	37	1,900	18	941	120	3,438	361	9,475	261	8,496	1	314
1929-30.																				
British Indian	14	844	1	18	10	620	9	391	7	400	5	231	11	524	42	1,166
Arab	83	2,710	25	346	37	1,135	16	1,259	4	138	42	1,203	281	6,698	231	7,009	5	488
Turkish
Persian
Italian	7	279	26	534	3	60	7	214	65	1,667	7	288	35	1,189
French	6	37	1	15	6	37
Cutch
Total	104	3,833	58	938	50	1,815	32	1,864	12	553	112	3,101	299	7,510	314	9,401	5	488
1930-31.																				
British Indian	4	277	8	544	17	713	4	167	12	513	60	1,367
Arab	99	2,746	23	361	29	704	27	1,392	3	98	36	1,148	1	100	355	7,906	239	7,547	5	506
Turkish
Persian
Italian	1	10	27	566	3	56	56	1,324	11	567	19	388
French	1	37	7	47	4	27
Cutch	1	118
Total	105	3,070	57	974	37	1,808	47	2,161	3	98	96	2,639	1	100	378	8,986	323	9,447	5	506

14.

Foreign Ports and Ports in British India, at the Port of Aden in each official year from 1926-27 to 1930-31, TERED.

British India.																						Years and Nationality.	
Turkey in Asia (Busarah).		Perim Island.		Persia.		Returned from Sea.		Total Foreign Countries.		Bombay.		Other Ports.		Malabar Coast.		Total British India.		Ports in the Gulf of Cutch.		Grand Total.			
No.	Tons.	No.	Tons.	No.	Tons.	No.	Tons.	No.	Tons.	No.	Tons.	No.	Tons.	No.	Tons.	No.	Tons.	No.	Tons.	No.	Tons.		
..	..	4	84	109	4,393	1926-27. British Indian. Arab. Turkish. Persian. Italian. French. Cutch.	
..	..	26	317	22	3,377	683	21,561	4	948	4	948	109	4,393		
..		
..	..	1	7	80	2,339	80	2,339		
..	3	19	3	19		
..	4	474	4	474
..	..	31	408	22	3,377	875	28,312	4	948	4	948	4	474	883	29,734	Total.	
..	..	1	27	1	98	81	3,864	1	179	82	4,043
..	..	34	358	27	3,942	832	29,802	832	29,802
..	..	2	29	109	2,991	
..	..	2	14	10	65	109	2,991
..	1	15	10	65	1	15
..	..	39	428	28	4,040	1,033	30,737	1	179	1,034	30,916	Total.
..	..	26	195	22	3,572	77	3,391	77	3,391
..	833	26,935	833	26,935
..	..	4	49	155	4,036	155	4,036
..	5	35	5	35
..	1	118	1	50	2	168
..	..	30	244	22	3,572	1,071	34,575	1	50	1,072	34,565	Total.
..	..	21	159	14	2,307	99	4,194	2	195	2	195	1	94	102	4,483
..	759	23,452	759	23,452
..	150	4,231	1	334	1	334
..	..	3	20	16	109	150	4,231	16	109
..	..	24	179	14	2,307	1,024	31,986	2	195	2	195	2	428	1,028	32,609	Total.	
..	..	21	207	12	1,956	105	3,581	105	3,581
..	2	552	850	24,731	850	24,731
..	..	1	20	2	552	2	552
..	..	2	12	118	2,931	118	2,931
..	14	123	14	123
..	1	118	1	118
..	..	24	239	14	2,508	1,090	32,036	1,090	32,036	Total.	

893

SHIPPING.

YEARS 1926-27 TO 1930-31.

Number and Tonnage of Country Crafts Distinguishing the Nationality that Entered and Cleared from and to Ports of Call
CLEA

Years and Nationality.	Foreign.																			
	Abyssinia Massowah.		Africa Danakil Ports.		Zaila.		Berbera.		Bulhar.		Somali Coast Ports.		Zanzibar and Adjacent Ports.		Arabian Ports under the Turkish Govern- ment in the Red Sea.		Inde- pend- ent Ports in the Gulf of Aden.		Ports in the Terri- tories of the Imam of Muscat.	
	No.	Tons.	No.	Tons.	No.	Tons.	No.	Tons.	No.	Tons.	No.	Tons.	No.	Tons.	No.	Tons.	No.	Tons.	No.	Tons.
1926-27.																				
British Indian	19	1,134	2	64	4	109	14	458	8	348	4	188	1	183	9	361	41	1,425	9	834
Arab	101	2,974	8	196	25	680	8	751	2	41	20	1,036	1	183	234	5,888	242	9,858		
Turkish																				
Persian															5	176	34	1,032		
Italian	2	50	6	198	1	20	8	154				907								
French			1	7									1	170						
Cutch																				
Total	122	4,158	17	465	30	809	30	1,363	10	389	59	2,131	2	353	248	6,425	316	12,315	9	834
1927-28.																				
British Indian	21	1,374	1	32	2	37	4	180	7	309	1	32			9	411	33	1,182		
Arab	110	4,082	23	570	38	923	21	2,410	7	199	32	958	8	884	310	7,968	244	10,557	8	423
Turkish																				
Persian																				
Italian	3	127	16	304	1	20	6	179			48	1,190			8	373	21	743		
French			1	6													2	13		
Cutch																	1	15		
Total	134	5,533	41	912	41	980	31	2,769	14	508	81	2,180	8	884	327	12,510	301	12,510	8	423
1928-29.																				
British Indian	5	316			10	247	6	241	12	746	10	466			12	457	19	572		
Arab	92	2,780	40	965	53	1,530	16	1,211	9	236	44	1,943	6	758	301	7,047	198	9,451	5	444
Turkish																				
Persian																				
Italian	12	239	13	274	6	120	3	60	1	20	71	1,779			17	680	22	705		
French																	3	21		
Cutch													1	118						
Total	109	3,335	53	1,239	69	1,897	25	1,512	22	1,002	125	4,188	7	876	330	8,184	242	10,749	5	444
1929-30.																				
British Indian	20	1,203	3	130	8	313	10	488	5	319	4	236			12	595	39	1,028		
Arab	78	2,492	23	415	40	1,145	20	885	15	483	35	1,122	5	679	275	6,370	235	9,644	4	48
Turkish																				
Persian																				
Italian	8	22,9	18	383	4	80	7	186			69	1,695			13	617	24	850		
French	1	7	2	13													7	43		
Cutch																				
Total	107	3,931	46	941	52	1,538	37	1,559	20	802	108	3,053	5	679	300	7,591	305	11,565	4	48
1930-31.																				
British Indian	6	408	1	28	4	213	12	593	2	64	6	193	1	132	11	450	57	1,491		
Arab	77	2,374	12	255	33	930	23	977	6	183	40	1,653	3	520	354	7,827	247	9,022	4	37
Turkish																				
Persian							1	218					1	334					1	334
Italian	1	88	26	559			2	49			59	1,467			10	404	18	439		
French			1	6	1	7											4	27		
Cutch																	1	118		
Total	84	2,870	40	848	38	1,150	38	1,837	8	247	105	3,313	5	980	375	8,681	327	11,097	5	371

14—contd.

Foreign Ports and Ports in British India, at the port of Aden in each official year from 1926-27 to 1930-31—contd. ED.

										British India.												
Turkey in Asia (Bussrah).		Perim Island.		Persia		Return- ed from Sea.		Total Foreign Countries.		Bombay.		Other Ports.		Malabar Coast.		Total British India.		Ports in the Gulf Cutch.		Grand Total.		Years and Nationality.
No.	Tons.	No.	Tons.	No.	Tons.	No.	Tons.	No.	Tons.	No.	Tons.	No.	Tons.	No.	Tons.	No.	Tons.	No.	Tons.	No.	Tons.	
..	..	8	176	109	4,263	2	158	2	158	1	156	112	4,577	1926-27.
..	..	48	677	1	235	698	23,353	1	215	1	215	699	23,568	British Indian.
..
..
..	..	1	6	91	2,537	91	2,537	Turkish.
..	2	13	2	13	Persian.
..	1	170	1	118	1	118	2	289	4	577	Italian.
..	French.
..	Cutch.
..	..	57	859	1	235	901	30,336	4	491	4	491	3	445	908	31,272	Total.
..	1927-28.
..	..	1	27	2	353	81	3,937	2	149	83	4,086	1927-28.
..	..	38	487	1	137	833	29,548	838	29,548	British Indian.
..
..
..	..	7	147	110	3,083	110	3,083	Turkish.
..	..	8	52	11	71	11	71	Persian.
..	1	15	1	15	Italian.
..
..
..	..	54	713	1	137	2	353	1,041	36,654	3	164	1,044	36,818	Total.
..	1928-29.
..	1	174	75	3,219	75	3,219	1928-29.
..	..	53	557	817	26,922	817	26,922	British Indian.
..
..
..	..	5	66	150	3,943	150	3,943	Arab.
..	..	2	14	5	35	5	35	Turkish.
..	1	50	2	168	2	168	Persian.
..
..
..	..	60	637	1,049	34,287	1,049	34,287	Total.
..	1929-30.
..	..	1	18	102	4,330	1	63	103	4,393	1929-30.
..	..	45	451	1	37	776	23,780	776	23,780	British Indian.
..
..
..	..	5	75	148	4,115	148	4,115	Arab.
..	..	5	31	15	94	15	94	Turkish.
..
..
..	..	56	575	1	37	1,041	32,319	1	63	1,042	32,382	Total.
..	1930-31.
..	..	2	136	102	3,708	2	157	104	3,865	1930-31.
..	..	43	510	842	24,288	842	24,288	British Indian.
..
..	3	886	3	886	Arab.
..	..	3	52	119	3,058	119	3,058	Turkish.
..	..	7	46	13	86	13	86	Persian.
..	1	118	1	118	Italian.
..
..
..	..	55	744	1,080	32,144	2	157	1,082	32,301	Total.

No. 15.

IMPORT TRANSHIPMENT CARGO

1930-1931.

Names of articles.	United Kingdom.	France.	Fiume.	Japan.	China.	Italy.	Germany.	Europe.		Anglo Egyptian Sudan.
								Other Countries.	Egypt.	
	Packages.	Packages.	Packages.	Packages.	Packages.	Packages.	Packages.	Packages.	Packages.	Packages.
Apparel and Haberdashery ..	65 19	122 18	11
Arms and Ammunition ..	37 149
Art, works of
Books and printed matter ..	41 7	1	1	2	1
Bristles, Brushes, &c. ..	2	4
Building materials ..	509 403	5
Cabinetware and Furniture ..	116 85	1	2	21
Candles, excluding Wax ..	103 1
Canes and Rattans
Canotches and manufactures ..	108 7	316	1
Carriages and Carts ..	16 12	4
Chemical products ..	359 81	32
Chinese and Japanese Wares ..	1
Clocks and Watches ..	1
Coal and patent Fuel
Coffee
Coir and manufactures	7
Corals real
Cordage and Rope ..	6
Cottons and manufactures ..	1,184 526	15,916 3,469	3,255 575	27 13	11	2
Drugs and Medicines ..	183 108	40	1	..	21
Dying and Tanning materials ..	173	4
Earthenware and Porcelain ..	34 12	246 60	5
Feathers
Fireworks
Flax and manufactures ..	61 5
Fodder, Grass, &c.
Fruits and Vegetables ..	3 1	1,000
Total ..	3,000 1,417	41	..	16,296 3,547	3,255 575	39 15	11 2	38 1,000	11 32	23

Belgium.	Hongkong.	Australia.	Ceylon.	Greece.	Java.	Jaddah.	Hodeidah.	Straits Settlements.
Packages.	Packages.	Packages.	Packages.	Packages.	Packages.	Packages.	Packages.	Packages.
..	7
..
..
1	2	6
..
..
..	3
..
..	180
..	2
..	5
78	25	..
..
..	1
..
..	22,336 4,944	5
..
..
..	6 6	..
..	3	1	7 2	142
..	39 1	26
82 45	437 137	..
..	26
..
..	70	2
..
..
..	1	33
..	2	..
161 45	70	..	4	1	22,827 5,117	438

Red Sea Ports & Islands.	United States of America.	Asia.						Total.
		Mesopotamia.	Bombay.	Calcutta.	Madras.	Karachi.	Trieste.	
Packages.	Packages.	Packages.	Packages.	Packages.	Packages.	Packages.	Packages.	Packages.
..	3	..	31	20	4	264
..	3	2	42
..	39
..	149
..
..	3	..	6	2	62
..	1	13
..	6
..	2	..	67	1	595
..	403
..	24	..	28	204
..	3	..	1	7	96
..	103
..	1
..	10	190
..
..	41	..	2	21	188
..	1	12
..	116	..	43	190
..	14	27
..	417	1,823	..	2,678
..	160	..	298
..	1
..
..	1
..	1
..
..	37,936
..	19,326
..	4	11
..
..
..	6	18
..	6
..	436	..	2,561	957	28	24,582
..	225	..	147	16	4,980
..	60	..	123	12	..	1	..	516
..	13	..	16	1	..	180
..	774	5	11	1,521
..	107	309
..	12	323
..	1	73
..
..
..	1	..	10	83
..
..	259	325
..	5
..	497	..	497
..
..	..	3,437	641	4,120
..	..	16,074	61	17,138
..	683	3,437	4,994	990	..	2,326	66	74,453
..	260	16,074	335	9	..	151	17	43,059

901

Names of articles.	United Kingdom.	France.	Finme.	Japan.	China.	Italy.	Germany.	Europe.	Egypt.	Anglo Egyptian Sudan.
	Packages.	Packages.	Packages.	Packages.	Packages.	Packages.	Packages.	Other Countries.		
Glass and Glassware	98 38	813 207	14	14
Grains and Flour	752 221	210
Gums and Resins
Hardware and Cutlery	401 38	12	4	..	36	..	3	..
Hides and Skins, undressed
Horns
Instruments	118 34	8	..	3 1	2
Ivory
Jewellery, Plate, &c.
Jute and manufactures
Leather and manufactures	14 2
Liquors and Wines	1,472 503	83	30 36	101 155	..	10	..
Machinery and Millwork	264 27	1	1	11	1 2
Matches	25
Mats and Matting	2
Metals	10,789 1,595
Oils	536 144	..	95	10 609	300 9,200
Oil Cloth
Paints and Colours	534 151	2	..
Paper and Pasteboard	1,906 243
Perfumery	180 6	2	6
Pitch, Tar and Dammar	15
Provisions	463 407	9
Railway Plant and Rolling Stock
Salt	5 10
Seeds	1
Shells
Ships, and parts of
	17,548 3,419	94	95	830 208	4	31 69	170 155	15 2	20 614	300 9,410

Massowah.	Assab.	British Somali-land.	Zanzibar	A abian Gulf Ports.	British East Africa (Kenya Colony.)	Djilouti and Obock.	Italian East Africa.	Somali Mujjortain Ports.
Packages.	Packages.	Packages.	Packages.	Packages.	Packages.	Packages.	Packages.	Packages.
..	4 20
..	112	451 298
..	..	228 33	..	61 90	186	..
..	50
5	13,178 12,818	101	..
..
..	1
..	11
..
..
..	9 9
..	5
1
..
..	7
..	2 1
..
..
..
..	5 18
..
2 7	..	119 100	121 29
..
..	1
..	1,747	25
..
..	..	4
..
2 12	..	351 133	..	61 90	1,859 ..	13,857 13,204	287

Belgium.	Hongkong.	Australia.	Ceylon.	Greece.	Java.	Jeddah.	Hodeidah.	Straits Settlements.
Packages.	Packages.	Packages.	Packages.	Packages.	Packages.	Packages.	Packages.	Packages.
20	62
..	..	6,885	4	6,561 817	..
..	98 4
..	2	1	15
..	33 60	..
..
..	2	2
..
..	425 145	..
..	1
80
..	1	1	7
..	6	..
..	1	1
..	10	..	22	6
..	117 8	..
..
..	4	10
..	8
..	2
..
11	..	108	..	10	14	837 110
..
..
..	47 17	10
..
..
41	10	6,993	24	10	..	6	7,208 1,040	1,059 114

Red Sea Ports and Islands.	United States of America.	Asia.						Total.
		Mesopotamia.	Bombay.	Calcutta.	Madras.	Karachi.	Trieste.	
Packages.	Packages.	Packages.	Packages.	Packages.	Packages.	Packages.	Packages.	
--	12 8	..	40	2	..	1	108	1,185
--	1	4	278
..	14,481 1,827	54,858 25,105	..	32,675 2,720	..	116,780 31,198
..	14	587
..	75 8	..	179	2	32	127
..	809
..	49
..	13,310
..	12,878
..	--
..	18 10	..	3	25	1	131
..	47
..	--
..	11
..	2	--
..	12	8,200	2
..	10	1,921	8,637
..	1	..	1	2	2,076
..	19
..	10	..	11	2
..	40	1,846
..	37	732
..	40 10	..	69	400
..	41
..	8
..	25
..	8	12
..	--
..	8	..	204	7	4	11,057
..	5	1,600
..	7,218 18,500	500 1,500	451 24	83	..	9,217
..	30,081
..	--
..	29	..	27	604
..	2	155
..	2	..	3	202	10	2,134
..	213
..	88	283
..	15	39
..	15
..	--
..	53 24	..	247	100	125	2,210
..	17	703
..
..	6
..	10
..	1,170	8	1	3,003
..	15	32
..	4
..	--
..	--
..	7,467 18,562	500 1,500	17,008 1,915	63,396 27,026	..	32,768 2,721	319 34	172,308 80,324

Names of articles.	United Kingdom.	France.	Fiume.	Japan.	China.	Italy.	Germany.	Europe.		Egypt.	Anglo-Egyptian Sudan.
								Other countries.			
	Packages.	Packages.	Packages.	Packages.	Packages.	Packages.	Packages.	Packages.	Packages.	Packages.	Packages.
Silk and manufactures ..	35 <i>1</i>	3	..	92 <i>5</i>	18	4
Soap	423 <i>115</i>	648 <i>25</i>
Spices	1 <i>1</i>	20
Stationery	83 <i>24</i>	1	1
Sticks and Whips
Stone and Marble ..	5
Sugar and Confectionery ..	5 <i>1,555</i>	..	1,700 <i>500</i>	500
Tallow	6 <i>7</i>
Tea	5 <i>8</i>	487
Telegraph materials
Toys	9	10
Umbrellas
Wax	1
Wood	14
Wool and manufactures ..	16 <i>4</i>	12
Articles by Post
All other articles	79 <i>54</i>	2	..	6
Gold Bullion
„ Coins
Silver Bullion
„ Coins
Total	682 <i>1,769</i>	665 <i>25</i>	1,700 <i>500</i>	129 <i>5</i>	505	5	500	1
Grand Total	21,230 <i>6,605</i>	800 <i>25</i>	1,700 <i>595</i>	17,255 <i>3760</i>	3,764 <i>575</i>	75 <i>84</i>	681 <i>157</i>	54 <i>1,002</i>	31 <i>646</i>	323 <i>9,420</i>	

NOTE.—Roman figures denote Transhipment Cargo landed and shipped from Private Wharves.
Italicized figures denote Transhipment of Cargo in the Stream.

Massowah.	Assab.	British Somali-land,	Zanzibar	Arabian Gulf Ports.	British East Africa. (Kenya Colony.)	D'jibouti and Obook.	Italian East Africa.	Somali Mujjertain Ports.
Packages.	Packages.	Packages.	Packages.	Packages.	Packages.	Packages.	Packages.	Packages.
..
..	53
..	98
..	593	..	74	5
..	80	..	60
..	1
..
..
..	1
..	..	300
..	..	20	43
..	36
..
..
..
..
..	1,088
..	452
..	7
..	371
..	2
..	..	437
..	..	28
..	32
..	206
..
..
..
..
..
..	1
..
..	..	461	594	..	74	1,229
..	..	328	451	..	60	795
2	..	828	594	65	2,293	30,448	287	..
43	..	521	451	90	60	28,362

Belgium.	Hongkong.	Australia.	Ceylon.	Greece.	Java.	Jeddah.	Hodeidah.	Straits Settlements.
Packages.	Packages.	Packages.	Packages.	Packages.	Packages.	Packages.	Packages.	Packages.
1
..	1	..
..	3	713
..	8
..
..	2	..
..	252	..	3,577 16,257	702 800
..	..	111
..	1,168 147	16
..
..	5
..
..	1	..
..
..	4	13
..
..	187 82	28
..
..
..
..
..
..	1	111	1,171 399	..	3,577 16,257	..	195 82	1,476 808
272 45	81	7,104	1,199 359	10	3,577 16,257	7	30,230 6,239	2,973 922

Red Sea Ports & Islands.	United States of America.	Asia.		India.				Total.
		Mesopotamia.	Bombay.	Calcutta.	Madras.	Karachi.	Trieste.	
Packages.	Packages.	Packages.	Packages.	Packages.	Packages.	Packages.	Packages.	Packages.
..	5	158
..	6
..	11	5	1,141
..	238
..	2,983	4	..	4,396
..	570	719
..	2	..	17	4	109
..	2	26
..	3	3
..	1	1
..	71	13	91
..	1
..	2,357	782	1,260	10,883
..	291	3,210	23,165
..	5	185
..	43
..	32	1,237	2,941
..	564	719
..
..	27
..	1	..	2
..
..	1,090
..	452
..	49	70
..	3	374
..	69	1	..	1	..	115
..	7
..
..	48	..	309	1	..	249	..	1,379
..	370
..
..
..
..
..	5
..
..	56	..	5,908	1,239	..	1,035	1,282	22,596
..	564	564	..	1	3,210	26,121
..	8,206	3,937	27,910	65,625	..	36,129	36,129	69,357
..	18,822	17,574	3,117	27,599	..	2,883	3,261	149,504

No. 16.

EXPORT TRANSHIPMENT CARGO

1930-31.

Names of articles	United Kingdom.	France.	Mokha.	Italy.	Germany.	EUROPE.		Triest.	A. Gulf Ports.
						Other Countries.	Egypt.		
	Packages.	Packages.	Packages.	Packages.	Packages.	Packages.	Packages.	Packages.	Packages.
Apparel and Haberdashery ..	1	6
Arms and Ammunition ..	1
Art, works of
Books and printed matter	6
Bristles, Brushes, etc.
Building materials	70
Cabinetware and Furniture	8 1
Candles, excluding Wax
Canes and Rattans
Caoutchouc and manufactures	2
Carriages and Carts	5
Chemical products	4
Chinese and Japanese Wares
Clocks and Watches	1
Coal and patent Fuel
Coffee ..	2,245 1,662	7,732 3,363	..	25 10	70 155	1,119 3,115	2,938 830	105 160	1,604 359
Coir and manufactures
Corals real
Cordage and Rope
Cottons and manufactures	13	191 8
Drugs and Medicines ..	38	27
Dyeing and Tanning materials ..	26 10	35 56	..	129 23
Earthenware and Porcelain	26
Leathers
Fireworks	2
Fax and manufactures
Fodder, Grass, etc.
Fruits and Vegetables ..	4,980	1,480	236	..	21 6
Total ..	2,311 6,652	7,732 3,363	1	25 10	70 155	1,119 4,595	2,973 1,122	118 160	2,102 397

Anglo-Egyptian Sudan.	Massowah.	Africa.	British Somaliland.	Zanzibar.	Kenya Colony British East Africa.	Mesopotamia.	D'jibouti	Italian East Africa.	Tanganyika Territory.	Mozambique.	Gibraltar.
Packages.	Packages.	Packages.	Packages.	Packages.	Packages.	Packages.	Packages.	Packages.	Packages.	Packages.	Packages.
108 17	2	..	35 16	2	8 2	..	61 7	11	15
..	1	..	31 144	5 5
..
..	2	..	13 4	35 9	1
..	2	4
15	105 400	..	1	..	404 3
3	32 14	..	1	..	120 31	39
..	103 1
..
12	103 3	19	1	..	37 9	13
122	1 1	..	13 9	2	19 7	..	17 9	1 1
..	115 38	150 63	177 22
..	1
..	1
..
10	505 1,169	30 51	2 61	5	..	7 26	12
..	2	..	7	2
..
..	6	..	6
7,792 884	185 1	..	89 33	75	1,546	5	9,567 3,683	1,774 105	129	13	..
1	7	..	27 25	11	2	..	74 84	111 14
..	14 6	1	15	11 1	11
28 10	8	..	5 7	89 36	18
..
..	1
200	70	51 5
..	487
2,780 1,600	705	..	2	58 23	81
11,051 2,511	1,486 1,176	30 51	1,145 693	109	1,581 9	20	10,797 4,080	2,244 142	144	20 26	12

Somali Mujjertain Porta.	Belgium.	Hong-kong.	Turkey in Europe.	Australia.	A. T. Levant & Black Sea.	Perim.	Obbia.	Jeddah.	Hodetdah.	Japan.
Packages.	Packages.	Packages.	Packages.	Packages.	Packages.	Packages.	Packages.	Packages.	Packages.	Package
..	9	6 7	..
..	1
..
..	2	3
..
..
..	1	..
..	190	..
..
..	9	1	..
..	45	2,186 150	..
..
..
..	580 80	..	50	447 928	340 97	46	..	103 20
..
..
..	6 6
8 8	16 8	2,795 181	379 69	..
..	106	111 57	..
..	80	..	281 70	4	914 144	..
..	129 20	20	..
..
..	80	..
..	2
..
..	10 8,778	7	476 35	..
8 8	580 80	130 ..	460 9,706	629 173	16 8	3,153 201	4,364 456	103 20

Seychells.	Algeria and Tunis.	China.	Red Sea Ports and Islands.	United States of America.	ASIA.		INDIA.				TOTAL.
					Other Countries.	Bombay.	Calcutta.	Madras.	Karachi.	Other Ports.	
Packages.	Packages.	Packages.	Packages.	Packages.	Packages.	Packages.	Packages.	Packages.	Packages.	Packages.	Packages.
..	264
..	42
..	39
..	149
..
..	62
..	13
..	6
..
..	595
..	403
..	204
..	96
..	103
..	1
..	190
..
..	1	188
..	12
..	190
..	27
..	2,878
..	25	298
..	1
..
..	1
..	1
..
..
..
..
82	2	6	..	19,871	37,936
..	10	25	..	7,205	19,326
..	11
..
..
..	18
..	6
..	24,582
..	5	4,980
..	516
..	1	180
..	1,521
..	309
..	323
..	73
..
..
..	83
..
..	2	325
..	5
..	497
..
..	4,120
..	17,138
82	2	6	..	19,872	..	8	74,453
..	10	25	..	7,205	..	25	42,059

Names of articles.	United Kingdom.	France.	Mokha.	Italy.	Germany.	EUROPE.		Egypt.	Triest.	Arabian Gulf Ports.	Anglo-Egyptian, Sudan.
						Other Countries.					
	Packages.	Packages.	Packages.	Packages.	Packages.	Packages.	Packages.	Packages.	Packages.	Packages.	Packages.
Glass and Glassware ..	2	66	764
	206
Grains and Flour ..	37	38,842	2
	13,482	..
Gums and Resins	30	..	1	..
	90	..	3	..
Hardware and Cutlery	37	..	30	16

Hides and Skins, undressed ..	6,896	380	..	3,054	1,357	238	538
	7,953	1,184	..	1,499	1,638	30	50
Horns
Instruments	2	..	3	4

Ivory ..	11
Jewellery, Plate, etc.
Jute and manufactures	153	..	5	..
	45
Leather and manufactures	1	..

Liquors and Wines	1	..

Machinery and Millwork	1	..	9	6
	1	..
Matches	6	..

Mats and Matting	5	..

Metals	48	12
	2	..
Oils	1,500	3,272	162
	6,000	7,033	..
Oil Cloth
Paints and Colours	10	26

Paper and Pasteboard	8	..

Perfumery	2	4
	5	..
Pitch, Tar and Dammer

Provisions	34	..	160	107
	66	..
Railway Plant and Rolling Stock.
Salt
Seeds	25	..	2,682	..
	5	..	17	..
Shells

Ships, and parts of

Total ..	6,935	380	1,500	3,054	1,357	238	279	538	45,151	1,103	206
	7,964	1,184	6,000	1,499	1,638	30	143	50	20,609	206	..

Massowah.	Africa.	British Somali-land.	Zanzibar.	Kenya Colony British East Africa.	Mesopotamia.	D'jibanti and Obock.	Italian East Africa.	Tanganyika Territory.	Mazambique.	Gibraltar.
Packages.	Packages.	Packages.	Packages.	Packages.	Packages.	Packages.	Packages.	Packages.	Packages.	Packages.
4	..	26	95	25
32	..	11	8	1
1,616	2,000	22,105	2,333	13,292	..	11,720	9,034	3,651	1,600	..
..	..	6,872	290	4,662	..	4,320	386	700
..	31	28
..	1
13	..	421	..	3	..	116	121
3	..	20	6
3
120
..
1	..	53	..	26	..	80	2
..	..	10	35
..
..
..	2
..	238	6,827	..	695	11	658
..	..	2	81	1,749	..	146	..	44
..	..	12	1	4	1
..	..	1	1
52	..	781	10	873	110
..	..	238	434	10
..	..	136	93	79
..	..	8	31
..
2	..	1	4
..
2	..	1,346	..	1	..	8,674	396
..	..	782	816
..	..	1,958	..	500	..	799	512
..	..	7,766	..	500	..	1,918	4,764
..
..
..	..	202	335
..	..	22	125
152	..	14	..	202	..	148	327
..	..	4	14
19	27	..	6	152
4	..	1	4
..	..	15
..
62	..	143	..	100	..	516	279
..	..	74	458	72
..
..	1	..	5
..	10
33	..	2	..	6	..	16	26
2
4
..
..
1,983	2,000	27,215	2,582	20,985	..	24,210	11,103	4,309	1,600	..
161	..	15,811	371	6,811	..	8,378	5,234	744

917

Somali Mujjer- tain Ports.	Belgium.	Hongkong.	Turkey. in Europe.	Austria.	A. T. Levant & Black Sea.	Perim.	Obbia.	Jeddah.	Hodeidah.	Japan.
Pack- ages.	Pack- ages.	Packages.	Pack- ages.	Pack- ages.	Packages.	Packages.	Packages.	Packages.	Packages.	Packages.
..	93	110	..
..	7	..	1,722	110	7,534	..
..	7	77	..
..	14	37	..
..	20	..
..	271	..	76	..	8
..	43
..
..	12
..
..
..	10	..
..	9	..
..
19
..	75	2	..
..
..	25	..
..
..	553	..
..	14	..
95
..
..	27	..
..	2	6	..
..	137	1,143	..
..	225	..
..	2	69	..
..	25	..
..
..	..	53	5	342	310	..
..	1	32	..
..
..
..	10	209	..
..	8	..
..
..
19	271	53	76	..	20	..	1,722	802	10,095	..
95	43	2	..	1	956	..

Seychell's.	Algeria and Tunis.	China.	Red Sea Ports and Islands.	United States of America.	ASIA.		INDIA.					TOTAL.
					Other Countries.	Bombay.	Calcutta.	Madras.	Karachi.	Other Ports.		
Packages.	Packages.	Packages.	Packages.	Packages.	Packages.	Packages.	Packages.	Packages.	Packages.	Packages.	Packages.	Packages.
..	1,185
..	850	..	325	278
..	413	1,16,780
..	33	31,198
..	1	587
..	1	127
..	478	1	..	10	809
..	456	49
..	13,310
..	12,873
..
..
..	181
..	47
..
..	11
..	40
..	2
..	8,637
..	2,076
..	19
..	2
..	1,846
..	732
..	400
..	41
..	6
..	25
..	12
..
..	25	11,057
..	1,600
..	500	9,217
..	2,005	30,081
..
..
..	4	604
..	155
..	2,131
..	243
..	2	283
..	89
..	15
..
..	50	29	2,210
..	702
..
..	6
..	10
..	3,009
..	32
..	4
..
..
..	1,425	480	325	455	33	10	1,72,308
..	2,005	456	..	33	80,324

Names of articles.	United Kingdom.	France.	Mokha.	Italy.	Germany.	EUROPE.		Triest.	Arabian Gulf Ports.
						Other Countries.	Egypt.		
	Packages.	Packages.	Packages.	Packages.	Packages.	Packages.	Packages.	Packages.	Packages.
Silk and manufactures
Soap	4 1
Spices	16	376 61
Stationery	1
Sticks and Whips	1
Stones and Marble	70
Sugar and Confectionery	1,200	1,514 2,200
Tallow	45
Tea	59
Telegraph materials
Toys	5
Umbrellas
Wax	474 148	41 110	92 98	83	..	101	..
Wood
Wool and manufactures	14 1
Articles by Post
All other articles	316 12	16	150 208
Gold Bullion
.. Coins
Silver Bullion
.. Coins	1
	474 148	41 110	.. 1,200	92 98	.. 99	316 12	117	2,239 2,472
TOTAL	9,720 14,764	8,153 4,657	1,501 7,200	3,079 1,509	1,519 1,791	1,456 4,625	3,568 1,277	773 210	49,492 23,478

NOTE.—Roman figures denote Transshipment Cargo landed and shipped from Private Wharves.
Italic figures denote Transshipment Cargo in the Stream.

Anglo-Egyptian Sudan.	Massowah.	Africa.	British Somaliland.	Zanzibar.	Kenya Colony British East Africa.	Mesopotamia.	D'jibouti.	Italian East Africa.	Tonganyika Territory.	Mozambique.	Gibraltar.
Packages.	Packages.	Packages.	Packages.	Packages.	Packages.	Packages.	Packages.	Packages.	Packages.	Packages.	Packages.
13 4	2	3	40 1
..	142 50	..	383 46	..	18	28 14	85
55 ..	365 34 1	..	7	25 11	225 2
6	51 1	38 25	1
..	3
..	1	19
..	508 6,888	300	1,555 1,666	3,562 1,453
18 36	1	10 7	111
1	404 201	165 ..	699 66	..	298 255	1,085 197	..	13
..
10 ..	1	8	2 ..	1
..
..	1
..	3	21	40
1	3	18 3	62 2	1
..
270 ..	2	301 20	..	2	286 130	11
..
..
..
..	4
374 40	515 84	1,679 7,158	168 ..	726 66	300 ..	2,326 2,102	5,072 1,654	1 ..	124
12,528 2,757	8,934 1,421	2,030 51	30,039 23,662	2,859 371	23,992 6,886	320 ..	37,333 14,560	18,419 7,030	4,454 744	1,744 26	12 ..

Soychil- ls.	Algeria and Tunis.	China.	Red Sea Ports and Islands.	United States of America.	ASIA.	INDIA.					Total.
					Other Countries.	Bombay.	Calcutta.	Madras.	Karachi.	Other Ports.	
Packages.	Packages.	Packages.	Packages.	Packages.	Packages.	Packages.	Packages.	Packages.	Paeka- ges.	Packages.	Packages.
..	158 6
..	1,141 238
..	151	4,396 719
..	109 26
..	3 1
..	91 1
..	650	10,883 23,165
..	185 43
..	2,944 719
..
..	27 ..
..
..	297 98	1,090 452
..	70 374
..	115 7
..
..	13	1,379 370
..
..
..	5 ..
..	310 98	151	22,596 26,121
82	2 10	6 25	1,425 2,655	20,662 7,759	325 ..	463 58	184 ..	10	2,69,35 1,49,50

ACCOUNTS OF THE TRADE

OF THE

FRENCH POSSESSIONS IN INDIA

IN THE

Year ending 31st March 1931, and the four preceding years.

Note.—These tables have been compiled from statistics furnished by the Government of the French Possessions in India

No. 1

VALUE of the SEA-BORNE FOREIGN and COASTING TRADE, in each Official Year from 1926-27 to 1930-31

		1926-27	1927-28	1928-29	1929-30	1930-31
FOREIGN TRADE						
IMPORTS	MERCHANDISE	60,84,509	57,05,336	51,34,002	55,63,405	53,03,948
	TREASURE	1,02,500	70,000	54,000	3,500	4,97,020
	TOTAL	61,87,009	57,75,336	51,88,002	55,66,905	58,00,968
EXPORTS	MERCHANDISE	2,26,87,155	2,64,07,457	2,65,79,673	4,17,14,638	1,07,92,381
	TREASURE	..	10,000
	TOTAL	2,26,87,155	2,64,17,457	2,65,79,673	4,17,14,638	2,07,92,381
TOTAL IMPORTS AND EXPORTS		2,88,74,164	3,21,92,793	3,17,67,675	4,72,81,543	2,65,93,349
COASTING TRADE						
IMPORTS	MERCHANDISE	16,41,455	30,97,245	27,71,507	15,12,565	27,64,106
	TREASURE	9,48,500	5,05,000	..	1,65,600	13,600
	TOTAL	25,89,955	36,02,245	27,71,507	17,78,165	27,77,706
EXPORTS	MERCHANDISE	7,24,916	2,18,333	4,41,453	3,00,081	2,31,674
	TREASURE	2,66,000	3,00,000
	TOTAL	9,90,916	5,18,333	4,41,453	3,00,081	2,31,674
TOTAL IMPORTS AND EXPORTS		35,80,871	41,20,578	32,12,960	20,78,246	30,09,380
TOTAL FOREIGN AND COASTING TRADE		3,24,55,035	3,63,13,371	3,49,80,635	4,93,59,789	2,96,02,729

No. 2

VALUE of the TOTAL IMPORTS and EXPORTS at each PORT, in each Official Year from 1926-27 to 1930-31

		1926-27	1927-28	1928-29	1929-30	1930-31
PONDICHERY—						
Imports	Foreign countries	8,18,187	7,34,773	8,62,318	8,00,467	10,18,111
	Coast ports	12,80,760	22,62,171	20,39,222	14,18,541	25,26,929
Exports	Foreign countries	2,23,54,743	2,58,13,132	2,62,88,082	4,15,18,101	2,06,82,232
	Coast ports	47,686	1,27,215	1,85,331	1,12,695	1,42,765
TOTAL		2,45,01,326	2,89,37,291	2,93,74,953	4,38,44,804	2,43,70,037
KARIKAL—						
Imports	Foreign countries	51,74,666	49,70,563	43,25,634	47,66,523	47,82,857
	Coast ports	3,47,645	7,12,663	6,11,466	3,59,624	2,50,777
Exports	Foreign countries	3,32,412	5,94,325	2,91,591	2,01,537	1,10,149
	Coast ports	6,17,476	45,863	12,23,118	1,87,386	1,38,909
TOTAL		64,72,199	63,23,414	54,51,859	55,15,076	52,82,692
MAHE—						
Imports	Foreign countries
	Coast ports	13,050	3,671	1,800
Exports	Foreign countries
	Coast ports	9,270	5,998	2,012
TOTAL		22,320	9,669	3,812
YANAON—						
Imports	Foreign countries	61,656
	Coast ports	..	1,13,740	1,19,019
Exports	Foreign countries
	Coast ports	50,534	39,257	30,992
TOTAL		1,42,190	1,52,997	1,50,011

NOTE—The value figures in these tables originally given in French Currency in the returns of Pondicherry for 1929-30 and 1930-31 only have been converted respectively at the rate of 9-10 Francs = Re. 1 and 9 Francs = Re 1.

ABSTRACT TABLES
FRENCH POSSESSIONS

(927)

No. 3

VALUE of the IMPORTS by SEA of MERCHANDISE from each FOREIGN COUNTRY and from INDIAN PORTS, in each Official Year from 1926-27 to 1930-31

COUNTRIES	1926-27			1927-28			1928-29			1929-30			1930-31		
	Merchandise	Treasure	TOTAL	Merchandise	Treasure	TOTAL	Merchandise	Treasure	TOTAL	Merchandise	Treasure	TOTAL	Merchandise	Treasure	TOTAL
	R	R	R	R	R	R	R	R	R	R	R	R	R	R	R
EUROPE—															
United Kingdom	15,71,984	..	15,71,984
France	2,26,421	1,02,500	3,28,921	2,48,495	37,500	2,85,995	2,48,644	..	2,48,644	2,83,966	3,500	2,87,466	3,77,095	..	3,77,095
Russia*	23,65,823	..	23,65,823	22,85,001	..	22,85,001
ASIA—															
Straits Settlements	25,27,303	..	25,27,303	24,93,984	32,500	25,26,484	22,89,626	54,000	23,43,626	28,75,866	..	28,75,866	17,11,083	4,97,020	22,08,102
OTHER COUNTRIES	33,30,780	..	33,30,780	29,62,887	..	29,62,887	2,29,909	..	2,29,909	1,18,662	..	1,18,662	16,48,787	..	16,48,787
TOTAL FOREIGN COUNTRIES	60,84,509	1,02,500	61,87,009	57,05,336	70,000	57,75,336	51,34,002	54,000	51,88,002	55,63,495	3,500	55,66,995	53,03,948	4,97,020	58,00,968
BRITISH INDIAN PORTS	14,68,322	9,48,500	24,16,822	26,82,043	5,05,000	31,87,043	26,05,544	..	26,05,544	16,89,125	1,65,600	17,54,725	27,41,525	13,600	27,55,125
FRENCH INDIAN PORTS	1,73,133	..	1,73,133	4,15,202	..	4,15,202	1,65,963	..	1,65,963	23,440	..	23,440	22,581	..	22,581
TOTAL INDIAN PORTS	16,41,455	9,48,500	25,89,955	30,97,245	5,05,000	36,02,245	27,71,507	..	27,71,507	16,12,565	1,65,600	17,78,165	27,64,106	13,600	27,77,706
GRAND TOTAL	77,25,964	10,51,000	87,76,964	88,02,581	5,75,000	93,77,581	79,05,509	54,000	79,59,509	71,76,060	1,69,100	73,45,160	80,68,054	5,10,620	85,78,674

* Separate figures of Russia prior to 1928-29 not available.

No. 4

VALUE of the EXPORTS by SEA of MERCHANDISE to each FOREIGN COUNTRY and to INDIAN PORTS, in each Official Year from 1926-27 to 1930-31

COUNTRIES	1926-27			1927-28			1928-29			1929-30			1930-31		
	Merchandise	Treasure	TOTAL	Merchandise	Treasure	TOTAL	Merchandise	Treasure	TOTAL	Merchandise	Treasure	TOTAL	Merchandise	Treasure	TOTAL
	R	R	R	R	R	R	R	R	R	R	R	R	R	R	R
EUROPE—															
United Kingdom	77,832	..	77,832
France	90,35,384	..	90,35,384	1,19,35,424	..	1,19,35,424	1,01,88,138	..	1,01,88,138	1,05,37,928	..	1,05,37,928	72,97,058	..	72,97,058
ASIA—															
Straits Settlements	19,84,139	..	19,84,139	10,04,599	10,000	19,14,599	21,33,274	..	21,33,274	23,32,299	..	23,32,299	16,87,597	..	16,87,597
OTHER COUNTRIES	1,15,89,800	..	1,15,89,800	1,25,67,434	..	1,25,67,434	1,42,58,261	..	1,42,58,261	3,88,44,412	..	3,88,44,412	1,18,07,726	..	1,18,07,726
TOTAL FOREIGN COUNTRIES	2,26,87,155	..	2,26,87,155	2,64,07,457	10,000	2,64,17,457	2,65,79,673	..	2,65,79,673	4,17,14,639	..	4,17,14,639	2,07,92,381	..	2,07,92,381
BRITISH INDIAN PORTS	6,81,695	..	6,81,695	1,89,848	..	1,89,848	3,82,317	..	3,82,317	2,98,745	..	2,98,745	2,70,837	..	2,70,837
FRENCH INDIAN PORTS	42,221	2,66,000	3,09,221	28,985	3,00,000	3,28,985	59,136	..	59,136	1,335	..	1,335	10,837	..	10,837
TOTAL INDIAN PORTS	7,24,916	2,66,000	9,90,916	2,18,833	3,00,000	5,18,833	4,41,453	..	4,41,453	3,00,080	..	3,00,080	2,81,674	..	2,81,674
GRAND TOTAL	2,34,12,071	2,66,000	2,36,78,071	2,66,25,790	3,10,000	2,69,35,790	2,70,21,126	..	2,70,21,126	4,20,14,719	..	4,20,14,719	2,10,74,055	..	2,10,74,055

NOTE—The value figures in these tables originally given in French Currency in the returns of Pondicherry for 1929-30 and 1930-31 only have been converted respectively at the rate of 9.10 Francs=Rs. 1 and 9 Francs=Rs. 1.

QUANTITY and VALUE of PRINCIPAL and other ARTICLES of MERCHANDISE IMPORTED by SEA
from FOREIGN COUNTRIES, in each Official Year from 1926-27 to 1930-31

ARTICLES	QUANTITY					VALUE				
	1926-27	1927-28	1928-29	1929-30	1930-31	1926-27	1927-28	1928-29	1929-30	1930
Animals, living number	3,361	3	4	—	—	R	R	R	R	R
Apparel value	—	—	—	—	—	10,100	90	530	—	—
Arms, Ammunition and Military Stores—						5,820	2,895	—	6,167	9,1
Gunpowder 100 kilogs	—	—	—	—	10	—	—	—	—	2,1
Building and Engineering materials—										
Bricks and tiles 100 kilogs	—	2	—	—	—	—	1,332	480	—	1
. number	—	200	2,200	—	—	—	—	—	—	—
Candles 100 kilogs	1	7	30	15	23	80	450	2,046	1,760	2,6
Canes and Battans 100 kilogs	23	49	31	25	57	3,333	5,880	3,750	555	4,1
Chemicals—										
Soda 100 kilogs	—	107	8	330	—	—	4,050	506	28,001	—
Other sorts 100 kilogs	3,222	4,789	5,059	4,439	4,372	3,77,426	4,02,286	3,99,268	4,39,682	1,55,7
Coal and Coke 100 kilogs	7	7	3	—	4	161	119	36	—	—
Coffee 100 kilogs	401	210	100	138	216	35,100	23,977	11,950	15,525	21,6
Dyeing and Tanning substances—										
Indigo 100 kilogs	24	—	64	233	167	9,600	—	11,565	30,792	10,2
Turmeric 100 kilogs	5	7	7	—	—	200	300	216	—	—
Earthenware and Porcelain—										
Earthenware number	3,935	3,245	64	—	—	1,927	2,491	180	1,451	3
Porcelain 100 kilogs	390	152	90	10	7	19,999	8,562	4,827	2,713	1,0
. 100 kilogs	—	—	—	27	9	—	—	—	—	—
Fruits and Vegetables—										
Onions 100 kilogs	50	—	—	—	—	1,000	—	—	—	—
Tamarind 100 kilogs	147	—	—	—	—	1,340	—	—	—	—
Furniture and Cabinetware value	—	—	—	—	—	14,410	12,094	14,992	8,464	9,5
Glass and Glassware 100 kilogs	325	127	67	92	39	13,505	10,045	3,414	6,666	3,4
Grain, Pulse, and Flour—										
Rice in the husk 100 kilogs	3,350	—	—	—	—	30,200	—	—	—	—
Rice not in the husk 100 kilogs	236	3,923	9,760	1,257	409	3,654	78,521	1,75,720	18,498	18,1
Flour 100 kilogs	190	329	363	280	360	3,311	18,554	29,327	13,164	54,9
Other sorts 100 kilogs	1,000	631	611	3	133	13,600	22,232	13,792	80	2,1
Gums and Resins 100 kilogs	477	721	840	920	1,020	33,200	39,319	39,635	1,00,050	35,1
Liquors—										
Spirit (arrack) Gals.	1,993	—	—	—	—	2,158	—	—	—	—
Wines and liqueurs litres	96,136	113,604	114,296	131,332	—	1,49,993	1,95,799	1,61,457	1,56,770	2,24,1
. 100 kilogs	—	—	—	—	1,532	—	—	—	—	—
Metals and Ores 100 kilogs	53	27	66	45	43	3,780	1,933	12,144	6,105	7,1
. 100 kilogs	336	41	80	109,450	149,865	30,45,772	29,06,459	23,74,679	22,92,043	31,16
. litres	14,924,975	3,519,411	14,340,043	—	—	—	—	—	—	—
Paper and Pasteboard 100 kilogs	356	187	147	275	623	23,040	20,440	7,600	15,933	30,
. number	—	20	—	—	—	6,891	—	1,820	4,794	—
Perfumery 100 kilogs	273	—	30	60	11	—	—	—	—	—
Pitch and Tar 100 kilogs	25	—	—	—	—	625	—	—	—	—
Plants, living value	—	—	—	—	—	13,800	—	—	—	—
Provisions and Oilman's stores—										
Ghee 100 kilogs	53	—	—	—	—	7,500	—	—	—	—
Vinegar litres	3,036	3,800	4,705	5,345	—	1,904	2,375	1,833	1,844	2,
. 100 kilogs	179	93	169	129	141	26,820	10,260	19,012	13,099	23,
Other sorts litres	—	—	—	—	—	—	—	—	—	—
Seeds—										
Copras 100 kilogs	1	—	—	—	—	24	—	—	—	—
Spices—										
Betelnuts 100 kilogs	34,331	30,940	29,214	39,770	25,337	16,04,020	15,46,545	14,01,356	19,10,733	3,73
Pepper 100 kilogs	132	142	116	129	229	3,623	11,400	15,500	1,61,000	2,38
Other sorts 100 kilogs	20	1	3	5	33	1,069	18	200	365	—
Sugar—										
Refined Sugar 100 kilogs	1,349	364	753	192	294	43,220	10,100	21,787	20,740	6
Molasses 100 kilogs	6,920	—	5,070	3,000	7,000	37,605	—	42,250	60,833	71
Textiles—										
Cotton—										
Raw 100 kilogs	143	340	224	10	13	7,313	36,450	30,365	1,250	1
Manufactures 100 kilogs	963	391	409	380	690	2,75,080	1,42,975	1,20,540	94,358	1,31
Jute—										
Manufactures—										
Gunny bags 100 kilogs	79	153	153	100	57	7,450	13,045	15,346	3,310	4
Tobacco 100 kilogs	153	24	93	123	34	11,660	3,720	15,060	32,865	1
Wood and timber value	—	—	—	—	—	73,517	12,894	40,061	5,527	1
All other articles value	—	—	—	—	—	1,21,159	1,07,675	90,676	87,302	1,1
TOTAL MERCHANDISE						60,84,509	57,05,336	51,34,002	55,63,405	53,0
TREASURE						1,02,500	70,000	54,000	3,500	4,9
TOTAL MERCHANDISE AND TREASURE						61,87,009	57,75,336	51,88,002	55,66,905	58,0

Note—The value figures in these tables originally given in French Currency in the returns of Pondicherry for 1929-30 and 1930-31 only have been converted, respectively, at the rate of 10 Francs = Re. 1 and 9 Francs = Re. 1.

GENERAL EXPORTS
FRENCH POSSESSIONS

(929)

No. 6

QUANTITY and VALUE of PRINCIPAL and other ARTICLES of MERCHANDISE (FOREIGN and INDIAN)
EXPORTED by SEA to FOREIGN COUNTRIES, in each Official Year from 1926-27 to 1930-31

ARTICLES	QUANTITY					VALUE				
	1926-27	1927-28	1928-29	1929-30	1930-31	1926-27	1927-28	1928-29	1929-30	1930-31
Animals, living number	1,334	483	95	93,645	33,780	8,352	..
Apparel value
Chemicals 100 kilogs	23	8,183
Coffee 100 kilogs	15	16	3	6	..	1,800	2,100	550	1,173	..
Dyeing and Tanning substances—										
Indigo 100 kilogs	6	..	9	11	9	1,560	..	3,600	3,900	3,155
Turmeric 100 kilogs	3	6	75	180	50	..
Earthenware and Porcelain value	17,307	333	601	753	306
Fruits and Vegetables—										
Fresh Fruits and Vegetables—										
Onions 100 kilogs	6,920	15,360	12,170	11,640	7,060	1,20,117	2,39,023	1,81,091	79,081	41,939
Tamarind 100 kilogs	78	455	1,281	6,210	..	13	..
Furniture and cabinetware value	250	..	80
Glass and Glassware "	45
Grain, Pulse, and Flour—										
Rice in the husk 100 kilogs	1,310	20,480
Rice not in the husk 100 kilogs	8,233	17,722	7,172	4,095	3,631	1,65,360	3,68,414	1,33,349	71,555	66,243
Wheat flour 100 kilogs	43	41	35	..	41	2,506	3,424	3,165	260	4,006
Other sorts 100 kilogs	7	12	10	37	19	114	239	247	940	477
Gums and Resins 100 kilogs	60
Liquors—										
Wines litres	24	..	673	96	..	270	4,344
" 100 kilogs	24
Oils 100 kilogs	3	..	18	2	12	713	1,463	1,230	526	1,030
" litres	304	670	144	440
Paper and Pasteboard 100 kilogs	373	..
Perfumery Value	1,545	1,360	2,917	923	370
Provisions and Oilman's stores—										
Dry and salted 100 kilogs	324	338	405	163	57	7,420	8,065	34,654	5,544	5,715
Preserved 100 kilogs	8	19	123	79	..	125	621	10,735	2,760
Seeds—										
Groundnuts 100 kilogs	664,800	817,070	810,130	938,580	715,800	1,60,70,543	1,73,62,916	1,30,94,445	3,31,41,190	1,12,34,121
Spices—										
Betelnuts 100 kilogs	106	13	1	..	1	4,935	900	15	30	36
Chillies 100 kilogs	81	1	1	2	..	7,040	35	44	39
Other sorts 100 kilogs	2	4	6	..	29	100	269	352	140	1,111
Sugar 100 kilogs	20
Textiles—										
Cotton—										
Raw 100 kilogs	330	120	40,870	9,560	..
Manufactures 100 kilogs	20,314	152,410	8,467	27,388	33,631	57,68,510	75,48,060	77,45,735	80,99,844	91,59,320
Tobacco 100 kilogs	185	23	43	11	15	16,223	4,845	6,625	2,470	2,340
All other articles value	4,86,341	7,58,798	2,83,511	2,76,900	2,63,198
TOTAL MERCHANDISE	2,26,37,155	2,64,07,457	2,05,79,673	4,17,14,633	2,07,92,31
TREASURE	10,000
TOTAL MERCHANDISE AND TREASURE	2,26,37,155	2,64,17,457	2,05,79,673	4,17,14,633	2,07,92,31

Note.—The value figures in these tables originally given in French Currency in the returns of Pondicherry for 1929-30 and 1930-31 only have been converted respectively at the rate of 9.10 Francs = Rs. 1 and 9 Francs = Rs. 1.

QUANTITY and VALUE of PRINCIPAL and other ARTICLES of MERCHANDISE, IMPORTED by SEA
from INDIAN PORTS, in each Official Year from 1926-27 to 1930-31

ARTICLES	QUANTITY					VALUE				
	1926-27	1927-28	1928-29	1929-30	1930-31	1926-27	1927-28	1928-29	1929-30	1930-31
Animals, living number	--	3,160	3,475	--	--	R	R	R	R	R
Apparel value	--	--	--	--	--	--	11,800	12,900	--	--
Arms, Ammunitions and Military stores—										
Guns number	6	--	7	--	1	920	--	150	1,800	--
Gunpowder value	--	--	--	--	--	250	--	230	--	270
Shots value	--	--	--	--	--	--	--	50	100	--
Building and Engineering materials—										
Bricks and tiles number	47,140	24,115	21,400	21,400	--	2,261	2,128	1,180	2,008	--
Candles 100 kilogs	42	32	28	27	25	4,780	16,280	1,740	8,297	2,867
Canes and Battans—										
Canes and Battans 100 kilogs	--	--	10	--	--	--	--	1,010	--	--
Bamboos value	--	--	--	--	--	114	--	80	--	--
Chemicals—										
Soda Compounds 100 kilogs	572	595	41	50	48	19,360	20,152	2,618	1,800	1,628
Other sorts 100 kilogs	121	245	31	40	48	26,745	41,406	2,070	9,650	3,375
Coffee 100 kilogs	3	31	119	184	72	400	4,250	12,390	15,578	9,640
Dyeing and Tanning substances 100 kilogs	--	10	10	--	--	--	300	800	--	--
Earthenware and Porcelain value	--	--	--	--	--	--	40	9	56	--
Fruits and Vegetables—										
Coconuts number	22,841	10,775	--	--	--	1,311	530	--	357	12
Tamarind 100 kilogs	--	185	190	30	1	--	2,340	2,975	--	--
Onions 100 kilogs	--	150	40	--	--	--	1,000	400	--	--
Other sorts value	--	--	--	--	--	1,458	--	--	--	--
Furniture and Cabinetware value	--	--	--	--	--	180	423	5,285	495	1,080
Glass and Glassware value	--	--	--	--	--	225	260	240	2,188	1,135
Grain, Pulse, and Flour—										
Rice in the husk 100 kilogs	--	3,400	3,500	--	--	--	33,450	31,464	--	--
Rice not in the husk* bags and 100 kilogs	328	670	920	--	4,404	5,144	12,924	16,596	--	68,516
Flour 100 kilogs	334	673	915	980	118	10,314	21,557	27,896	27,970	11,551
Other sorts 100 kilogs	946	1,645	2,009	204	145	18,936	27,485	33,901	5,007	3,609
Gums and Resins 100 kilogs	45	--	--	--	--	3,750	--	--	--	--
Liquors—										
Spirit (arrack) gallons	--	2,209	2,400	--	466	--	2,280	3,000	--	--
Wines and Hqueurs litres	27,370	40,502	46,522	38,555	--	68,656	97,913	87,311	69,747	79,111
Metals and Ores 100 kilogs	4	3	6,413	2,120	1,614	150	145	1,25,084	82,417	44,040
Oils 100 kilogs	18	393	443	94	30	2,487	15,866	21,184	6,259	2,968
Paper and Pasteboard litres	45	3,825	294	--	359	25,340	16,160	24,135	39,075	21,695
Perfumery 100 kilogs	--	584	94	13	1	--	21,173	20,835	2,281	660
Pitch and Tar 100 kilogs	--	30	30	--	--	--	750	800	--	--
Plants, living value	--	--	--	--	--	8,939	8,904	6,986	9,298	--
Provisions and Oilman's stores—										
Ghi 100 kilogs	75	--	--	--	--	9,478	--	--	--	--
Vinegar litres	438	--	--	--	--	--	--	--	--	--
Other sorts 100 kilogs	--	89	70	--	--	--	10,470	9,100	--	--
Cocoa litres	--	398	732	200	--	--	287	298	50	--
Other sorts 100 kilogs	--	25	186	34	17	--	2,905	18,637	3,059	2,975
Seeds—										
Cocoa 100 kilogs	--	4	--	--	--	--	80	--	--	--
Spices—										
Peelnuts 100 kilogs	181	2,352	2,800	2,000	2,786	4,691	1,01,708	1,18,962	88,986	1,22,595
Chillies 100 kilogs	--	60	--	--	135	--	4,500	--	--	5,000
Pepper 100 kilogs	2	1	3	9	5	105	60	500	11,000	6,067
Other sorts 100 kilogs	1	--	2	--	6	68	18	80	35	178
Stone and marble value	--	--	--	--	--	--	--	360	--	--
Sugar 100 kilogs	5,176	5,852	8,252	4,026	9,924	1,69,829	1,48,252	2,78,186	1,76,964	1,57,178
bags	6	--	--	--	--	--	--	--	--	--
Textiles—										
Cotton—										
Raw 100 kilogs	5,600	12,655	9,970	6,920	15,180	7,77,500	17,18,311	18,85,060	5,70,412	18,27,330
Manufactures 100 kilogs	795	389	1,004	1,252	1,411	2,32,610	2,02,690	2,34,420	2,47,578	2,72,762
Jute—										
Manufactures—										
Gunny bags 100 kilogs	806	857	445	1,096	81	82,469	70,545	45,405	1,03,633	8,500
Tobacco 100 kilogs	1	142	146	17	1	160	10,550	13,860	8,924	150
Wood and timber value	--	--	--	--	--	1,340	4,090	120	30,413	21,456
All other articles value	--	--	--	--	--	1,66,410	4,62,763	2,22,415	94,033	87,753
TOTAL MERCHANDISE						16,41,455	30,97,245	27,71,507	16,12,565	27,64,106
TREASURES						9,48,500	5,05,000	--	1,65,000	13,650
TOTAL MERCHANDISE AND TREASURE						25,89,955	36,02,245	27,71,507	17,78,165	27,77,756

* Figures for 1926-27 denote bags.

NOTE.—The value figures in these tables originally given in French Currency in the returns of Pondicherry for 1929-30 and 1930-31 only have been converted respectively into units of 2-10 francs—Re 1 and 9 Francs—Re 1.

GENERAL EXPORTS
FRENCH POSSESSIONS

(931)

No. 8

QUANTITY and VALUE of PRINCIPAL and other ARTICLES of MERCHANDISE (FOREIGN and INDIAN)
EXPORTED by SEA to INDIAN PORTS, in each Official Year from 1926-27 to 1930-31

ARTICLES	QUANTITY					VALUE				
	1926-27	1927-28	1928-29	1929-30	1930-31	1926-27	1927-28	1928-29	1929-30	1930-31
						R	R	R	R	R
Animals, living number	468	--	--	--	--	3,232	--	--	--	--
Canes and Rattans number	590	--	--	--	--	59	--	--	--	--
Chemicals 100 kilogs	25	--	13	--	--	3,980	--	2,500	--	--
Coffee 100 kilogs	--	8	--	--	14	--	875	--	--	1,000
Earthenware and Porcelain value	--	--	--	--	--	88,295	39,030	32,804	30,257	20,095
Fish (excluding Canned fish)—										
Fish, dry salted										
{ 100 kilogs	15	--	8	--	--	1,321	--	1,300	--	--
{ Packets	103	--	300	--	--					
Fruits and Vegetables—										
Coconuts										
{ 100 kilogs	--	--	--	--	--	12,806	7,140	7,674	--	--
{ number	344,250	150,000	162,000	--	--					
Onions 100 kilogs	--	110	14	--	20	--	1,750	210	--	142
Tamarind 100 kilogs	--	70	--	8	12	--	700	--	90	120
Fruits, dried salted or preserved 100 kilogs	--	--	--	140	--	--	--	--	1,131	--
Furniture and Cabinetware value	--	--	--	--	--	--	--	485	--	--
Glass and Glassware value	--	--	--	--	--	--	--	60	--	--
Grain, Pulse and Flour—										
Flour 100 kilogs	--	2	1	--	20	--	110	120	--	1,602
Rice in the husk 100 kilogs	1,019	--	10	600	480	14,014	--	140	7,980	5,511
Rice not in the husk 100 kilogs	26,037	--	9,238	8,400	7,190	5,56,720	--	1,30,985	1,42,521	1,14,000
Other sorts 100 kilogs	600	450	500	--	--	8,100	7,460	7,800	--	80
Horns, tips and pieces of horn 100 kilogs	12	--	8	--	--	600	--	400	--	--
Liquors—										
Spirit (arrack) litres	--	--	1,540	--	--	--	--	2,300	--	--
Wines and liquors										
{ litres	24,298	22,985	31,585	824	--	14,036	13,135	10,687	748	6,350
{ 100 kilogs	--	--	--	--	88					
Oils										
{ litres	--	--	100	--	--	36	--	15	--	72
{ drums	4	--	--	--	--					
Perfumery 100 kilogs	--	--	--	--	2	--	--	--	--	240
Provisions and Qaimar's stores—										
Dry and salted 100 kilogs	165	--	--	86	357	3,473	--	--	1,264	6,246
Vinegar litres	120	--	600	--	--	60	--	255	--	--
Spices—										
Belemnites 100 kilogs	1	--	--	296	235	40	--	--	13,450	5,880
Chillies 100 kilogs	350	248	175	--	--	1,915	15,482	9,169	--	--
Gar 100 kilogs	263	92	51	--	88	1,232	2,405	1,474	--	1,404
Articles—										
Cotton—										
Twist and yarn 100 kilogs	16	--	19	--	--	1,375	--	2,140	--	--
Manufactures 100 kilogs	164	130	107	20	116	44,230	31,955	26,250	5,598	26,390
Tobacco 100 kilogs	--	--	--	--	22	--	--	--	--	2,460
Wood and timber										
{ 100 kilogs	--	--	4,000	--	--	655	--	4,112	--	--
{ Cubic metres	6,500	--	9,500	--	--					
Other articles value	--	--	--	--	--	8,148	1,04,292	1,41,178	98,088	79,332
TOTAL MERCHANDISE	--	--	--	--	--	7,24,916	2,18,333	4,41,453	3,00,081	2,81,674
TREASURE	--	--	--	--	--	2,66,000	3,00,000	--	--	--
TOTAL MERCHANDISE AND TREASURE	--	--	--	--	--	9,90,916	5,18,333	4,41,453	3,00,081	2,81,674

NOTE.—The value figures in these tables originally given in French Currency in the returns of Pondicherry for 1929-30 and 1930-31 only have been converted respectively at the rate of 9-10 Francs = Re 1 and 9 Francs = Re 1.

Shipping Tables Nos. 1 to 11.

Note.—The tonnage figures in these tables represent net registered tonnage.

SHIPPING—FOREIGN TRADE

ABSTRACT TABLES

No. 1

TOTAL NUMBER and TONNAGE of VESSELS, including their repeated voyages, that ENTERED and CLEARED with CARGOES and in BALLAST, at PORTS in BRITISH INDIA, in each Official Year from 1926-27 to 1930-31

ENTERED

YEARS	BENGAL		BIHAR AND ORISSA		BOMBAY		SIND		MADRAS		BURMA		TOTAL		
	ves.	tons	ves.	tons	ves.	tons	ves.	tons	ves.	tons	ves.	tons	ves.	tons	
WITH CARGOES—															
1926-27	Steam	308	1,144,983	548	2,115,885	269	804,209	911	1,903,726	329	962,038	2,365	6,930,8
	Sailing	5	876	144	17,929	181	17,078	174	15,108	14	258	518	51,2
1927-28	Steam	312	1,139,119	640	2,465,823	292	835,883	984	2,179,641	343	978,078	2,571	7,598,5
	Sailing	6	1,078	185	18,470	192	18,544	147	13,298	34	404	564	51,7
1928-29	Steam	365	1,304,674	615	2,500,473	299	893,873	1,014	2,373,535	425	1,114,461	2,718	8,187,01
	Sailing	5	860	151	15,519	158	13,547	154	12,877	23	500	491	43,30
1929-30	Steam	303	1,098,038	645	2,728,985	277	853,450	1,015	2,361,668	481	1,284,907	2,721	8,327,04
	Sailing	3	471	150	15,191	198	17,998	156	11,949	31	2,166	538	47,77
1930-31	Steam	278	998,230	601	2,578,353	285	849,445	973	2,306,050	401	1,126,178	2,538	7,859,28
	Sailing	3	471	117	10,883	168	15,361	164	12,341	40	2,609	492	41,66
IN BALLAST—															
1926-27	Steam	135	468,103	33	124,024	22	64,656	75	244,679	136	421,704	402	1,323,166
	Sailing	3	631	14	1,064	334	30,165	45	7,555	397	39,415
1927-28	Steam	150	513,452	38	117,289	36	113,359	74	210,612	80	233,336	378	1,188,048
	Sailing	4	565	56	5,935	305	26,961	40	4,998	405	38,459
1928-29	Steam	121	383,014	3	8,626	45	171,240	53	156,899	94	257,843	101	304,431	417	1,247,053
	Sailing	1	290	77	7,138	270	20,580	72	11,933	420	39,941
1929-30	Steam	162	538,306	30	97,629	29	94,062	65	173,302	134	340,705	420	1,244,004
	Sailing	45	4,150	212	18,594	36	6,118	298	28,362
1930-31	Steam	106	369,141	29	135,797	24	69,214	36	122,457	143	375,237	338	1,071,846
	Sailing	107	10,558	170	17,014	61	6,266	388	33,838
TOTAL—															
1926-27	Steam	443	1,613,086	581	2,239,909	291	868,865	987	2,148,405	465	1,383,737	2,767	8,254,002
	Sailing	5	876	147	18,560	195	18,142	508	45,273	60	7,813	915	90,664
1927-28	Steam	462	1,652,571	678	2,583,112	328	949,242	1,058	2,390,253	433	1,211,409	2,949	8,786,587
	Sailing	6	1,078	139	19,035	248	24,479	452	40,259	74	5,402	969	90,258
1928-29	Steam	486	1,692,688	3	8,626	660	2,671,713	352	1,060,772	1,108	2,631,378	526	1,378,892	3,135	9,434,009
	Sailing	6	1,150	151	15,519	235	20,685	424	33,457	95	12,433	911	88,214
1929-30	Steam	465	1,636,344	675	2,826,614	306	947,512	1,030	2,534,970	615	1,625,612	3,141	9,571,082
	Sailing	3	471	150	15,191	243	22,143	368	30,543	67	8,284	831	76,837
1930-31	Steam	384	1,367,371	630	2,714,150	309	913,650	1,009	2,428,537	544	1,501,410	2,876	8,980,127
	Sailing	3	471	117	10,883	275	25,919	334	29,855	101	8,875	830	75,598

No. 1—continued

TOTAL NUMBER and TONNAGE of VESSELS, including their repeated voyages, that ENTERED and CLEARED, with CARGOES and in BALLAST, at PORTS in BRITISH INDIA, in each Official Year from 1926-27 to 1930-31

CLEARED

YEARS	BENGAL		BIHAR AND ORISSA		BOMBAY		SIND		MADRAS		BURMA		TOTAL		
	ves.	tons	ves.	tons	ves.	tons	ves.	tons	ves.	tons	ves.	tons	ves.	tons	
WITH CARGOES—															
1926-27	{ Steam	558	2,077,299	347	1,438,431	280	811,673	915	1,868,709	530	1,604,695	2,630	7,800,807
	{ Sailing	5	882	87	9,785	204	19,305	493	47,436	82	11,773	871	89,181
1927-28	{ Steam	473	1,737,168	422	1,688,802	315	924,657	961	2,025,017	496	1,452,812	2,667	7,823,456
	{ Sailing	0	917	104	11,751	262	23,949	500	46,653	120	13,676	992	96,946
1928-29	{ Steam	535	1,911,693	3	8,626	449	1,956,501	279	823,311	977	2,168,948	561	1,493,519	2,804	8,367,598
	{ Sailing	5	860	81	8,099	268	24,345	472	40,837	137	16,967	963	91,108
1929-30	{ Steam	532	1,906,980	474	2,086,533	241	731,186	1,012	2,364,783	629	1,686,836	2,886	8,776,368
	{ Sailing	3	473	86	8,425	296	26,956	392	35,374	96	10,842	873	82,070
1930-31	{ Steam	398	1,455,792	433	1,983,856	253	726,556	906	2,063,842	533	1,593,108	2,523	7,823,154
	{ Sailing	3	471	78	8,089	359	33,420	323	31,804	152	12,870	920	86,604
IN BALLAST—															
1926-27	{ Steam	52	172,968	84	333,336	40	123,338	39	120,650	8	38,044	223	800,736
	{ Sailing	7	1,152	3	178	21	1,551	1	10	32	2,091
1927-28	{ Steam	60	198,218	61	240,467	32	101,757	61	162,161	19	71,157	233	773,760
	{ Sailing	8	824	14	1,754	2	12	24	2,590
1928-29	{ Steam	75	245,147	70	253,734	56	176,944	65	176,976	11	39,827	277	892,628
	{ Sailing	1	250	5	371	22	2,865	2	24	30	3,510
1929-30	{ Steam	54	183,036	72	277,934	54	183,792	46	133,192	22	88,553	248	876,507
	{ Sailing	1	56	2	114	18	1,274	2	18	23	1,462
1930-31	{ Steam	67	223,380	65	247,762	65	228,864	43	124,059	15	42,266	255	871,331
	{ Sailing	1	149	4	408	1	22	47	3,107	53	3,686
TOTAL—															
1926-27	{ Steam	610	2,256,257	431	1,772,267	320	940,011	954	1,989,359	538	1,643,639	2,853	8,601,543
	{ Sailing	5	882	94	10,947	207	19,483	514	48,987	83	11,783	903	92,082
1927-28	{ Steam	533	1,935,386	433	1,920,269	347	1,026,414	1,022	2,187,178	515	1,523,960	2,900	8,602,216
	{ Sailing	6	917	104	11,751	270	24,773	514	48,407	122	13,688	1,016	99,536
1928-29	{ Steam	610	2,156,840	3	8,626	519	2,210,235	335	1,005,255	1,042	2,345,924	572	1,533,346	3,081	9,260,226
	{ Sailing	5	860	82	8,349	273	24,716	494	43,702	139	16,991	993	94,613
1929-30	{ Steam	530	2,095,016	546	2,364,467	295	914,978	1,058	2,502,975	651	1,775,430	3,136	9,652,371
	{ Sailing	3	473	87	8,481	298	27,070	410	36,048	98	10,860	896	83,531
1930-31	{ Steam	465	1,684,172	498	2,231,618	318	955,420	949	2,187,001	543	1,635,374	2,778	8,694,48
	{ Sailing	4	620	82	8,447	360	33,443	375	34,911	153	12,870	973	90,23

EACH COUNTRY

CRAFT, including their repeated voyages, that ENTERED with CARGOES and in BALLAST from each COUNTRY, Year from 1926-27 to 1930-31

1928-29				1929-30						1930-31						COUNTRIES WHENCE ENTERED
In Ballast		Total		With Cargoes		In Ballast		Total		With Cargoes		In Ballast		Total		
ves.	tons	ves.	tons	ves.	tons	ves.	tons	ves.	tons	ves.	tons	ves.	tons	ves.	tons	
14	82,379	471	2,149,163	433	2,042,652	2	7,911	440	2,050,563	430	2,007,644	9	27,827	439	2,035,531	STEAM } UNITED KINGDOM AND BRITISH POSSESSIONS--
..	Sailing } UNITED KINGDOM
..	STEAM } GIBRALTAR
..	1	4,277	1	4,277	1	1,140	1	1,140	STEAM } MALTA AND GOZO
8	14,943	49	110,748	34	105,412	6	13,796	40	119,208	23	70,257	1	4,166	24	74,423	STEAM } PALESTINE
..	..	1	48	1	275	1	275	1	49	Sailing } ADEH AND DEPENDENCIES
..	STEAM } IRAQ*
..	6,445	25	6,445	Sailing } BAHRAIN ISLANDS
8	463	5	578	6	507	2	338	8	840	3	288	3	288	STEAM } MALDIVES
2	320	13	1,560	7	608	5	443	12	1,046	8	788	2	111	10	899	Sailing } MALDIVES
140	374,537	660	754,008	536	427,381	127	329,937	663	757,318	491	353,581	95	257,836	587	621,417	STEAM } CEYLON
313	81,299	454	42,770	150	13,226	228	23,583	334	36,314	152	11,309	191	22,150	343	33,459	Sailing } STRAITS SETTLEMENTS (INCLUDING LABUAN)
33	109,001	239	737,234	276	621,723	58	150,920	334	772,654	253	654,756	46	122,823	299	777,579	STEAM } STRAITS SETTLEMENTS (INCLUDING LABUAN)
8	25,273	9	29,634	12	29,418	4	10,077	16	39,495	4	11,217	5	15,229	9	26,446	STEAM } FEDERATED MALAY STATES
2	6,301	9	27,730	6	19,908	2	5,861	8	25,769	9	27,966	9	27,966	STEAM } BRITISH BORNEO
6	12,189	14	82,656	11	23,342	13	39,938	24	68,280	10	24,502	6	13,071	16	37,573	STEAM } HONGKONG
1	4,778	2	7,315	1	2,538	1	2,538	Sailing } NIGERIA (including BR. CAMEROONS)
4	12,714	73	312,063	78	232,350	2	5,991	80	233,341	61	182,407	3	11,084	64	193,491	STEAM } CAPE OF GOOD HOPE
4	17,356	10	36,867	4	13,699	7	29,030	11	42,729	1	4,355	3	36,341	9	41,176	Sailing } NATAL
..	STEAM } MAURITIUS AND DEPENDENCIES (including SEYCHELLES)
5	16,739	17	47,355	10	20,304	5	21,476	15	47,780	10	25,670	4	15,480	14	41,150	STEAM } KENYA COLONY (including ZANZIBAR AND PEMBA)
1	89	2	153	10	983	10	983	10	1,425	1	49	11	1,474	Sailing } TANGANYIKA TERRITORY
2	6,824	2	6,824	2	6,286	2	6,286	1	3,553	1	3,553	STEAM } SOMALILAND PROTECTORATE
..	STEAM } ANGLO-EGYPTIAN SUDAN
1	3,232	3	7,540	1	2,157	1	2,157	STEAM } CANADA
..	..	3	9,306	6	19,811	6	19,811	4	13,249	4	13,249	STEAM } BRITISH WEST INDIA ISLANDS
1	2,170	1	2,170	1	2,170	1	2,170	STEAM } BRITISH GUIANA
4	15,173	102	415,120	79	361,623	9	30,905	88	392,533	53	293,407	6	23,258	63	316,665	STEAM } AUSTRALIAN COMMONWEALTH
..	..	1	3,241	STEAM } TERRITORY OF PAPUA (BR. NEW GUINEA)
..	..	1	3,736	1	5,460	2	7,443	3	12,903	3	16,380	3	16,380	STEAM } NEW ZEALAND
2	4,840	2	4,840	1	2,170	1	2,170	STEAM } FIJI ISLANDS
344	708,903	1,712	4,587,767	1,493	3,941,027	240	661,747	1,733	4,602,774	1,355	3,682,029	191	556,863	1,546	4,238,892	STEAM } TOTAL UNITED KINGDOM AND BRITISH POSSESSIONS
319	32,071	479	45,537	183	15,881	236	24,639	419	40,520	195	15,959	202	23,021	397	38,980	Sailing } FOREIGN COUNTRIES--
563	740,674	2,191	4,633,304	1,676	3,956,908	476	686,386	2,152	4,643,294	1,550	3,697,988	393	579,884	1,943	4,277,872	STEAM } RUSSIA
1	2,571	6	26,045	9	35,056	1	3,153	10	33,209	22	37,161	2	7,484	24	44,645	STEAM } FINLAND
..	..	11	46,888	8	35,248	8	35,248	7	28,806	7	28,806	STEAM } GEORGIA
..	..	5	17,985	10	32,082	10	32,082	12	28,480	12	38,480	STEAM } SWEDEN
..	..	24	85,994	19	60,922	19	60,922	16	59,399	16	59,399	STEAM } NORWAY
..	1	2,092	1	2,092	STEAM } DENMARK
..	STEAM } FORMOSA
2	9,034	166	637,797	171	727,414	3	10,900	174	738,314	156	657,905	6	26,898	169	684,803	STEAM } GERMANY
..	..	2	8,870	14	62,340	14	62,340	21	94,789	21	94,789	STEAM } NETHERLANDS
..	..	29	181,149	30	132,322	1	3,924	31	136,246	25	109,101	25	109,101	STEAM } BELGIUM
1	4,236	33	160,929	31	132,346	1	4,233	32	136,629	23	124,327	1	5,077	29	129,404	STEAM } FRANCE
..	..	8	22,684	10	23,620	10	23,620	6	16,714	6	16,714	STEAM } SPAIN
..	..	1	140	Sailing } PORTUGAL
9	31,192	90	367,305	95	404,303	2	7,353	97	411,656	84	337,420	84	337,420	STEAM } ITALY
..	1	4,193	1	4,193	1	3,111	1	3,111	STEAM } Fiume
..	STEAM } AUSTRIA
..	STEAM } CZECHO-SLOVAKIA
..	..	2	5,636	1	3,935	1	3,935	STEAM } SERB-CROAT SLOVENE STATES
6	16,513	6	16,513	1	3,445	1	3,445	STEAM } ROMANIA
1	1,386	1	1,386	STEAM } GREECE
..	STEAM } TURKEY, EUROPEAN
..	Sailing } TURKEY, ASIATIC

ABSTRACT TABLES
SHIPPING

(937)

No. 2—continued

TRADE WITH
TOTAL NUMBER and TONNAGE of BRITISH, BRITISH INDIAN, and FOREIGN VESSELS, and NATI
at PORTS in BRITISH INDIA, in each Office

COUNTRIES WHENCE ENTERED	1926-27						1927-28						With Cargoes		
	With Cargoes		In Ballast		Total		With Cargoes		In Ballast		Total				
	ves.	tons	ves.	tons	ves.	tons	ves.	tons	ves.	tons	ves.	tons	ves.	ton	
FOREIGN COUNTRIES—contd.															
SYRIA Steam	--	--	--	--	--	--	--	--	--	--	--	--	--	--	
ARABIA	Steam	21	53,022	16	47,796	37	100,818	44	94,888	15	44,770	59	139,658	19	39,011
	Sailing	133	15,829	18	2,477	151	18,306	142	14,293	25	3,239	167	17,532	146	15,711
IRAQ*	Steam	--	--	--	--	--	--	151	287,059	9	20,038	160	307,097	140	270,711
	Sailing	--	--	--	--	--	--	198	20,768	28	3,134	226	23,902	111	10,841
PERSIA	Steam	66	219,080	5	10,148	71	229,228	87	277,042	7	16,560	94	293,602	94	313,531
	Sailing	34	2,360	5	431	39	2,791	27	1,118	9	479	36	1,597	47	2,411
HENDJAM ISLAND Steam	--	--	--	--	--	--	--	--	--	--	--	--	--	--	
SUMATRA Steam	25	30,004	12	26,553	37	56,557	21	39,274	17	46,193	38	85,467	20	42,781	
JAVA Steam	127	434,456	17	57,769	144	492,225	121	433,622	3	9,165	124	442,787	127	475,771	
BORNBO (DUTOR) Steam	13	32,873	--	--	13	32,873	18	53,295	--	--	18	53,295	15	37,281	
CELEBES AND OTHER ISLANDS	Steam	2	7,085	2	9,069	4	16,154	3	8,248	4	15,839	7	24,087	2	5,891
	Sailing	13	8,519	--	--	13	8,519	20	15,311	--	--	20	15,311	23	21,661
SIAM	Steam	11	73	14	140	25	213	34	404	15	152	49	556	19	141
	Sailing	--	--	--	--	--	--	--	--	--	--	--	--	--	--
INDO-CHINA (including COCHIN-CHINA, CAMBODIA, ANNAM AND TONKIN) Steam	7	30,829	5	19,755	12	50,584	19	88,616	2	9,349	21	97,965	33	125,111	
PHILIPPINES Steam	3	8,843	6	19,143	9	27,986	--	--	5	20,004	5	20,004	5	19,141	
FORMOSA Steam	--	--	2	7,383	2	7,383	--	--	--	--	--	--	--	--	
CHINA (EXCLUSIVE OF HONG-KONG AND MACAO) Steam	30	93,319	18	62,816	48	156,135	27	73,369	10	43,420	37	122,289	31	89,261	
KOREA Steam	--	--	--	--	--	--	--	--	1	3,149	1	3,149	--	--	
JAPAN Steam	214	777,061	50	179,656	264	956,717	186	666,679	19	64,642	205	731,321	193	760,271	
EGYPT Steam	4	12,487	13	52,402	17	64,889	7	23,130	33	93,219	40	116,349	11	33,231	
TUNIS Steam	--	--	--	--	--	--	--	--	--	--	--	--	25	5,441	
ALGERIA Steam	--	--	--	--	--	--	--	--	--	--	--	--	--	--	
PORTUGUESE EAST AFRICA	Steam	5	16,039	5	14,624	10	30,663	4	10,380	11	38,485	15	48,865	3	9,531
	Sailing	6	844	--	--	6	844	6	715	--	--	6	715	3	421
MADAGASCAR	Steam	2	6,499	1	2,775	3	9,274	1	3,724	1	3,724	2	7,448	--	--
	Sailing	2	205	--	--	2	205	6	619	--	--	6	619	2	281
REUNION Steam	--	--	--	--	--	--	--	--	--	--	--	--	--	--	
GERMAN EAST AFRICA Steam	--	--	--	--	--	--	--	--	--	--	--	--	--	--	
ITALIAN EAST AFRICA (ERITREA AND SOMALILAND)	Steam	6	17,294	--	--	6	17,294	6	19,149	--	--	6	19,149	7	18,541
	Sailing	1	40	--	--	1	40	2	80	--	--	2	80	2	81
FRENCH SOMALILAND Steam	--	--	1	2,157	1	2,157	1	3,172	--	--	1	3,172	2	5,657	
UNITED STATES OF AMERICA	Steam	107	436,554	5	16,566	112	453,120	124	479,295	2	22,093	126	501,388	138	510,036
	Sailing	--	--	--	--	--	--	--	--	--	--	--	--	--	
CUBA Steam	--	--	--	--	--	--	--	--	--	--	--	--	2	3,908	
WEST INDIES Steam	--	--	--	--	--	--	--	--	--	--	--	--	--	--	
MEXICO Steam	--	--	--	--	--	--	--	--	--	--	--	--	--	--	
CHILE Steam	2	5,976	--	--	2	5,976	1	2,039	--	--	1	2,039	1	3,152	
BRAZIL Steam	--	--	--	--	--	--	--	--	--	--	--	--	--	--	
PERU Steam	--	--	--	--	--	--	--	--	--	--	--	--	--	--	
ARGENTINE REPUBLIC Steam	--	--	--	--	--	--	--	--	--	--	--	--	3	6,244	
ISLANDS IN THE PACIFIC Steam	--	--	--	--	--	--	--	--	--	--	--	--	--	--	
TOTAL FOREIGN COUNTRIES	Steam	966	3,386,672	169	547,123	1,129	3,933,795	1,187	3,955,181	149	477,137	1,336	4,432,318	1,250	4,307,862
	Sailing	183	19,574	37	3,048	225	22,622	415	37,997	77	7,004	492	45,001	331	29,837
	Total	1,154	3,406,246	200	550,171	1,354	3,956,417	1,602	3,993,178	226	484,141	1,828	4,477,319	1,581	4,337,699
TOTAL, UNITED KINGDOM, BRITISH POSSESSIONS, AND FOREIGN COUNTRIES	Steam	2,365	6,930,836	402	1,323,166	2,767	8,254,002	2,571	7,598,589	378	1,188,048	2,949	8,786,637	2,718	8,187,016
	Sailing	513	51,249	397	39,415	915	90,664	564	51,794	405	38,459	969	90,258	491	43,303
	Total	2,883	6,982,085	799	1,362,581	3,682	8,344,666	3,135	7,650,383	783	1,226,507	3,918	8,876,840	3,209	8,230,319

* Shown as a Foreign Country from 1927-28.

EACH COUNTRY

CRAFT, including their repeated voyages, that ENTERED with CARGOES and in BALLAST from each COUNTRY, Year from 1926-27 to 1930-31—continued

1928-29				1929-30								1930-31								COUNTRIES WHENCE ENTERED
In Ballast		Total		With Cargoes		In Ballast		Total		With Cargoes		In Ballast		Total						
ves.	tons	ves.	tons	ves.	tons	ves.	tons	ves.	tons	ves.	tons	ves.	tons	ves.	tons					
..	FOREIGN COUNTRIES— contd.				
18	50,127	37	89,131	14	37,005	18	33,901	27	75,906	13	34,902	10	31,308	23	66,210	Steam SYRIA				
34	4,218	180	19,977	153	16,680	25	2,726	178	19,406	163	15,475	69	7,728	232	23,203	Steam } ARABIA				
7	17,633	147	238,338	124	238,559	15	41,333	139	230,392	115	229,482	9	22,062	124	251,544	Sailing } IRAQ*				
34	3,006	145	13,552	126	11,670	10	904	136	12,574	77	7,777	23	2,089	100	9,866	Steam } PERSIA				
6	15,655	100	329,136	75	259,344	9	30,015	84	289,359	68	219,433	6	23,210	74	242,643	Sailing } HENJAM ISLAND				
10	430	57	2,337	40	2,037	10	379	50	2,416	30	1,205	12	460	42	1,665	Steam SUMATRA				
..	1	1,374	1	1,374	Steam JAVA				
10	25,037	30	67,319	12	20,390	15	35,612	27	56,592	5	10,744	12	20,096	17	30,840	Steam BORNEO (DUTCH)				
16	53,653	153	529,436	157	571,202	37	112,446	194	633,648	161	543,975	18	51,132	179	595,107	Steam CELEBES AND OTHER ISLANDS				
..	..	15	37,231	9	21,865	9	21,865	12	29,376	12	29,376	Steam } SIAM				
7	11,036	9	16,927	3	5,343	8	13,234	11	23,577	11	40,552	8	21,956	19	62,508	Steam } INDO-CHINA (including COCHIN-CHINA, CAMBODIA, ANNAM AND TONKIN)				
..	..	23	21,639	20	15,615	20	15,615	22	27,747	22	27,747	Steam PHILIPPINES				
23	216	42	361	22	171	12	214	34	335	17	237	32	540	49	827	Sailing } FORMOSA				
1	5,066	34	130,173	18	66,863	3	11,464	21	93,327	17	34,035	17	34,035	Steam CHINA (EXCLUSIVE OF HONGKONG AND MACAO)				
12	42,734	17	61,330	3	3,904	8	23,479	11	37,333	3	10,967	4	12,735	7	23,752	Steam KOREA				
1	2,744	1	2,744	Steam JAPAN				
5	16,552	36	105,813	34	107,524	17	44,531	51	152,055	37	110,442	13	31,197	50	141,639	Steam EGYPT				
..	1	4,266	1	4,266	Steam TUNIS				
7	21,321	205	731,596	210	300,660	24	32,515	234	333,175	203	733,366	34	124,659	237	908,525	Steam ALGERIA				
46	123,956	57	167,191	7	23,010	4	13,453	11	36,463	7	21,250	6	19,163	13	40,413	Steam } PORTUGUESE EAST AFRICA				
..	..	2	5,442	Steam } MADAGASCAR				
..	Steam REUNION				
7	25,496	10	35,033	2	6,264	5	21,334	7	27,643	1	2,224	10	41,604	11	43,823	Steam GERMAN EAST AFRICA				
..	..	3	422	3	960	3	960	3	402	3	402	Sailing } ITALIAN EAST AFRICA (BRITISH AND SOMALILAND)				
..	Steam } FRENCH SOMALILAND				
..	..	2	238	1	135	1	135	4	394	4	394	Sailing } UNITED STATES OF AMERICA				
..	Steam CUBA				
1	2,732	3	21,273	11	29,013	1	2,950	12	31,963	21	60,429	21	60,429	Steam WEST INDIES				
..	..	2	30	5	241	5	241	3	166	3	166	Steam MEXICO				
3	15,673	5	21,330	3	6,203	2	5,354	5	12,062	2	5,517	2	5,517	Steam CHILE				
4	32,117	142	542,153	120	469,159	7	52,357	127	521,516	103	397,362	6	69,736	114	467,098	Steam BRAZIL				
..	Steam PERU				
..	..	2	3,303	1	3,659	1	3,659	Steam ARGENTINE REPUBLIC				
1	3,414	1	3,414	Steam ISLANDS IN THE PACIFIC				
..	..	1	3,152	5	13,453	5	13,453	1	2,727	1	2,727	..				
..	1	3,034	1	3,034				
1	3,067	4	9,311	1	2,775	1	2,775	1	3,171	1	3,171	..				
..	1	3,455	1	3,455	..				
173	533,450	1,423	4,346,312	1,223	4,336,021	130	532,137	1,403	4,963,153	1,133	4,176,252	147	514,933	1,330	4,691,235	Steam } TOTAL FOREIGN COUNTRIES,				
101	7,370	432	37,707	355	31,394	57	4,223	412	36,117	297	25,706	136	10,317	433	36,523	Sailing } TOTAL				
274	546,320	1,355	4,334,019	1,533	4,417,915	237	536,360	1,320	5,004,275	1,430	4,291,953	233	525,300	1,733	4,727,753	Total }				
117	1,247,053	3,135	9,434,069	2,721	8,327,043	420	1,243,334	3,141	9,570,332	3,533	7,353,231	333	1,071,346	2,876	8,930,127	Steam } TOTAL UNITED KINGDOM, BRITISH POSSESSIONS, AND FOREIGN COLONIES				
120	39,941	911	33,244	533	47,775	293	23,362	331	76,637	492	41,665	333	33,333	330	75,303	Sailing }				
337	1,236,994	4,046	9,517,313	3,259	8,374,323	713	1,272,746	3,972	9,647,669	3,030	7,399,916	676	1,105,634	3,706	9,035,630	Total }				

* Shown as a Foreign Country from 1927-23

TOTAL NUMBER and TONNAGE of BRITISH, BRITISH INDIAN, and FOREIGN VESSELS, and NATIVE
from PORTS in BRITISH INDIA, in each Office.

COUNTRIES TO WHICH CLEARED	1926-27						1927-28							
	With Cargoes		In Ballast		Total		With Cargoes		In Ballast		Total		With Cargoes	
	ves.	tons	ves.	tons	ves.	tons	ves.	tons	ves.	tons	ves.	tons	ves.	tons
UNITED KINGDOM AND BRITISH POSSESSIONS	348	1,583,491	4	22,305	352	1,555,696	381	1,695,647	2	9,816	383	1,694,963	383	1,765,812
UNITED KINGDOM	5	15,392	5	15,392	4	15,005	4	15,005	9	28,834
CHANNEL ISLANDS	1	2,184
GIBRALTAR
MAJRA AND GOSO	2	9,781
ADEN AND DEPENDENCIES	33	166,329	2	5,649	35	171,978	21	116,289	21	116,289	1	41
IRAQ*	115	229,182	4	6,928	119	236,110
BAWRIN ISLANDS	3	11,538	3	11,538
MALDIVES	45	4,514	45	4,514	48	4,350	48	4,350	85	8,011
CEYLON	13	1,459	13	1,459	20	2,118	20	2,118	15	1,281
STRAITS SETTLEMENTS (including LABUAN)	571	520,808	44	154,548	615	675,356	584	533,377	80	72,732	614	606,109	609	575,061
FEDERATED MALAY STATES	468	46,651	22	1,740	490	48,391	488	49,494	14	1,754	502	51,248	467	46,611
BRITISH BORNEO	253	709,365	24	72,199	277	782,064	253	695,710	20	60,390	273	756,100	286	697,121
HONGKONG	7	440	7	440	5	439	5	439	11	591
GOLD COAST	1	941	1	3,302	2	4,243	5	14,286	5	14,286	8	23,041
NIGERIA
ST. HELENA
CAPE OF GOOD HOPE	1	3,580	1	3,580
NATAL	2	4,305	2	9,073	4	13,378	5	14,099	3	15,313	8	20,412	15	46,401
MAURITIUS AND DEPENDENCIES (including SEYCHELLES)
KENYA COLONY (including ZANZIBAR AND PEMBA)	21	64,276	1	2,533	22	66,814	16	44,252	16	44,252	18	51,571
TANGANYIKA TERRITORY	30	101,003	12	35,742	42	136,745	27	93,652	3	11,159	30	104,811	29	99,031
SOMALILAND PROTECTORATE	15	62,079	2	7,571	17	69,650	13	48,986	1	2,023	14	51,009	12	44,851
ANGLO-EGYPTIAN SUDAN	8	19,852	8	19,852	20	48,013	20	48,013	13	32,081
CANADA	30	5,191	4	824	34	6,015	14	2,577	14	2,577	27	4,541
BRITISH WEST INDIA ISLANDS
BRITISH GUIANA
AUSTRALIAN COMMONWEALTH
TERRITORY OF PAPUA	24	112,150	5	15,823	29	127,973	30	158,550	3	3,793	33	162,343	36	216,311
NEW ZEALAND	1	3,149	1	3,149	1	283
FIJI ISLANDS	4	13,305	4	13,305	2	10,208	2	10,208	3	13,171
TOTAL UNITED KINGDOM AND BRITISH POSSESSIONS	3	7,661	3	7,661	1	2,170	1	2,170
TOTAL UNITED KINGDOM AND BRITISH POSSESSIONS	1,442	3,584,805	102	338,498	1,544	3,923,303	1,363	3,479,059	62	189,731	1,425	3,668,790	1,433	3,613,371
	58	60,458	23	2,655	609	63,113	580	59,402	14	1,754	604	61,156	558	50,164
	2,023	3,645,263	125	341,153	2,153	3,986,416	1,943	3,538,461	76	191,485	2,019	3,729,946	1,991	3,663,535
FOREIGN COUNTRIES	1	1,343	2	7,916	3	6,664	1	4,339
RUSSIA	10	32,239	10	32,239	7	23,218	7	23,218	9	29,026
SWEDEN	4	13,724	4	13,724	5	18,649	5	18,649	4	15,254
NORWAY
DENMARK	1	4,339	3	29,041	9	34,280
GEORGIA	149	597,553	149	597,553	180	676,303	2	6,066	182	682,359	204	793,643
GERMANY	30	119,253	30	119,253	21	72,559	21	72,559	23	77,784
NETHERLANDS	60	239,576	60	239,576	63	320,570	1	3,680	64	324,250	62	331,957
BELGIUM	95	354,159	95	354,159	97	379,928	1	4,509	98	384,428	113	432,776
FRANCE	3	9,041	1	3,164	4	12,205	4	9,932	4	9,932	2	5,655
SPAIN	1	2,516	1	2,516
PORTUGAL	84	315,083	1	3,023	85	318,106	81	300,703	1	2,587	82	303,290	78	289,276
ITALY	9	23,824	9	23,824	3	19,922	3	19,922	2	5,750
PIEMONTE
AUSTRIA
ROMANIA	1	2,214	1	2,214	2	4,119
GENOVA	2	4,769
TURKEY, EUROPEAN
TURKEY, ASIATIC	1	130	1	130	1	3,112	1	3,112	1	3,083
SYRIA

* Shown as a Foreign Country from 1927-28.

EACH COUNTRY

TRAFFIC, including their repeated voyages, that CLEARED with CARGOES and in BALLAST to each COUNTRY year from 1926-27 to 1930-31.

1926-27				1929-30								1930-31				COUNTRIES TO WHICH CLEARED
In Ballast		Total		With Cargoes		In Ballast		Total		With Cargoes		In Ballast		Total		
ves.	tons	ves.	tons.	ves.	tons	ves.	tons	ves.	tons	ves.	tons	ves.	tons	ves.	tons	
7	34,141	395	1,799,459	425	1,946,268	7	29,075	432	1,975,343	401	1,892,022	3	16,322	404	1,908,344	UNITED KINGDOM AND BRITISH POSSESSIONS— Steam } UNITED KINGDOM.
..	..	9	28,384	..	28,164	28,164	Sailing } CHANNEL ISLANDS
..	..	1	2,186	Steam } GIBRALTAR
..	Steam } MALTA & GOZO
8	3,215	5	12,997	5	10,692	7	19,501	12	39,193	4	14,074	5	14,514	9	28,588	Steam } ADEN AND DEPENDENCIES
..	..	1	43	3	451	3	451	1	49	1	49	Sailing } IRAQ*
..	Steam } BAHRAIN ISLANDS
..	1	3,232	1	3,232	Sailing } MALDIVES
..	..	35	3,013	39	3,972	1	68	40	4,040	35	2,820	35	2,820	Steam } MALDIVES
..	..	15	1,266	17	1,309	17	1,309	16	1,605	16	1,605	Sailing } MALDIVES
52	158,627	661	738,695	622	672,756	32	112,451	654	735,207	560	546,140	36	101,718	596	647,858	Steam } CEYLON
22	2,365	489	49,331	375	35,371	18	1,274	393	37,145	324	35,680	46	2,965	370	38,645	Sailing } CEYLON
11	43,012	297	740,135	276	592,400	23	73,726	298	666,126	202	555,432	13	41,155	215	595,587	Steam } STRAITS SETTLEMENTS (including LABUAN),
..	..	11	599	12	966	12	966	33	2,915	33	2,915	Sailing } STRAITS SETTLEMENTS (including LABUAN),
..	..	8	23,040	18	56,752	18	56,752	7	23,130	4	11,254	11	39,384	Steam } FEDERATED MALAY STATES
..	..	1	64	Sailing } FEDERATED MALAY STATES
1	1,399	1	1,399	Steam } BRITISH BORNEO
1	1,230	16	47,698	11	34,771	11	34,771	2	5,790	2	5,790	Steam } HONGKONG
..	1	1,139	1	1,139	Steam } GOLD COAST
..	Steam } NIGERIA
..	Sailing } ST. HELENA
..	..	18	51,573	16	42,503	16	42,503	20	54,174	20	54,174	Steam } CAPE OF GOOD HOPE
1	2,537	30	101,624	29	93,997	3	9,156	32	108,153	27	94,809	3	7,951	30	102,760	Steam } NATAL
1	3,230	13	48,086	14	50,423	2	6,360	16	57,286	9	30,397	1	3,733	10	34,130	Steam } MAURITIUS AND DEPENDENCIES (including REUNION)
..	Sailing } MAURITIUS AND DEPENDENCIES (including REUNION)
1	285	14	32,371	15	36,021	15	36,021	10	23,752	1	2,649	11	26,401	Steam } KENYA COLONY (including ZANZIBAR & PEMBERA)
1	250	23	4,795	16	2,919	16	2,919	1	1,159	1	160	10	1,319	Steam } KENYA COLONY (including ZANZIBAR & PEMBERA)
..	1	1,166	1	1,166	Sailing } TANGANYIKA TERRITORY
..	Steam } TANGANYIKA TERRITORY
..	..	1	123	Sailing } SOMALILAND PROTECTORATE
..	Steam } ANGLO-EGYPTIAN SUDAN
..	Steam } CANADA
..	10	38,515	10	38,515	2	4,377	2	4,377	Steam } BRITISH WEST INDIA ISLANDS
..	..	3	8,179	4	12,539	4	12,539	1	3,746	1	3,746	Steam } BRITISH WEST INDIA ISLANDS
..	Steam } BRITISH GUIANA
21	61,364	57	277,680	37	242,915	4	11,423	41	254,338	33	221,855	31	99,931	64	321,486	Steam } AUSTRALIAN COMMONWEALTH
..	Sailing } AUSTRALIAN COMMONWEALTH
..	..	1	283	Steam } TERRITORY OF PAPUA
..	..	3	13,173	4	20,474	4	20,474	3	15,336	1	3,173	4	19,014	Steam } NEW ZEALAND
..	1	2,170	1	2,170	2	7,132	2	7,132	Steam } FIJI ISLANDS
90	300,590	1,532	3,922,967	1,496	3,895,713	77	262,102	1,573	4,157,905	1,235	3,500,321	99	305,337	1,334	3,805,903	Steam } TOTAL UNITED KINGDOM AND BRITISH POSSESSIONS
23	3,115	531	59,234	462	45,437	19	1,342	431	46,829	413	43,623	47	3,125	465	46,753	Sailing } TOTAL UNITED KINGDOM AND BRITISH POSSESSIONS
122	312,705	2,113	3,982,251	1,958	3,941,200	96	263,534	2,054	4,204,734	1,703	3,544,149	146	308,512	1,849	3,852,651	Total } TOTAL UNITED KINGDOM AND BRITISH POSSESSIONS
7	30,334	3	34,723	5	18,557	5	18,557	1	3,400	5	20,958	6	24,058	Steam } RUSSIA
..	..	3	29,026	8	25,031	8	25,031	14	50,097	14	50,097	Steam } SWEDEN
..	..	4	15,254	5	15,631	5	15,631	9	29,958	9	29,958	Steam } NORWAY
..	..	1	4,030	1	3,163	1	3,163	Steam } DENMARK
4	17,367	4	17,367	6	25,337	6	25,337	2	42,373	9	42,373	Steam } GEORGIA
5	17,329	209	311,472	170	701,138	5	17,337	175	710,025	153	643,115	7	31,333	160	674,953	Steam } GERMANY
..	..	23	77,734	33	123,226	1	3,196	34	131,422	23	112,739	23	112,739	Steam } NETHERLANDS
..	..	32	331,957	74	307,654	74	307,654	34	141,416	34	141,416	Steam } BELGIUM
..	..	113	432,776	81	319,736	1	5,233	82	325,008	79	316,375	1	4,352	80	321,227	Steam } FRANCE
..	..	2	5,655	4	11,533	4	11,533	2	6,157	2	6,157	Steam } SPAIN
..	1	2,369	1	2,369	Steam } PORTUGAL
..	..	73	239,276	75	311,053	1	2,647	76	313,705	70	274,050	70	274,050	Steam } ITALY
..	..	2	5,750	3	7,552	3	7,552	Steam } GREECE
..	Steam } AUSTRIA
..	..	2	4,113	Steam } ROMANIA
..	..	2	4,769	Steam } GERMANY
..	Steam } TURKEY, EUROPEAN
1	3,975	2	7,053	Steam } TURKEY, ASIAN
..	..	3	566	1	213	1	213	Sailing } SYRIA

* Shown as a Foreign Country from 1927-28.

ABSTRACT TABLES
SHIPPING

(941)

No. 3—continued

TRADE WITH

TOTAL NUMBER and TONNAGE of BRITISH, BRITISH INDIAN, and FOREIGN VESSELS, and NATIVE
from PORTS in BRITISH INDIA, in each Office

COUNTRIES TO WHICH CLEARED	1926-27						1927-28							
	With Cargoes		In Ballast		Total		With Cargoes		In Ballast		Total		With Cargoes	
	ves.	tons	ves.	tons	ves.	tons	ves.	tons	ves.	tons	ves.	tons	ves.	tons
FOREIGN COUNTRIES—contd.														
ENTENA Steam
ARABIA Steam	19	50,329	10	34,320	29	84,649	33	87,789	18	34,111	46	121,900	30	69,832
Sailing	216	23,467	2	143	218	23,610	276	28,486	3	362	279	28,850	248	24,468
IRAQ* Steam	114	221,427	6	15,029	120	236,456	104	200,837
Sailing	20	2,319	8	366	28	2,685	20	2,155
PERSIA Steam	23	92,747	36	114,562	64	207,309	52	136,211	45	144,678	97	270,889	32	108,869
Sailing	31	2,238	1	93	32	3,329	44	4,388	2	96	46	4,470	60	5,670
HANJAN ISLAND Steam	1	1,331	1	1,331	1	1,342
Sailing
SUMATRA Steam	45	87,846	16	47,368	61	135,214	37	88,034	27	85,838	64	173,872	28	45,122
JAVA Steam	45	156,907	25	86,428	70	243,335	51	180,863	33	132,185	89	312,908	62	223,247
Sailing
BOERNE (DUTCH) Steam	3	9,302	3	9,362	1	3,161
CELEBES AND OTHER ISLANDS Steam	1	879	1	879	2	1,758	2	4,498
SIAM Steam	16	10,573	1	3,117	17	13,690	19	12,498	4	8,792	23	21,290	14	11,196
Sailing	27	235	1	10	28	245	54	442	2	12	56	454	53	444
INDO-CHINA (INCLUDING COCHIN-CHINA, CAMBODIA, ANNAM, AND TONKIN) Steam	10	54,324	10	54,324	13	67,442	7	19,504	20	86,946	12	62,782
Sailing
PHILIPPINES Steam	5	16,616	5	16,616	9	36,533	9	36,503	13	40,516
ALGERIA Steam
FORMOSA Steam	1	3,201	1	3,201	2	5,096
CHINA (EXCLUSIVE OF HONG-KONG AND MACAO) Steam	57	180,673	57	180,673	32	95,357	32	95,357	49	146,419
KOREA Steam	1	2,343	1	2,343	5	15,597
JAPAN Steam	294	1,037,606	1	15,151	295	1,052,757	232	829,078	3	11,174	235	840,252	254	953,743
EGYPT Steam	39	128,232	6	38,032	45	166,264	36	98,567	3	14,209	39	112,716	33	101,234
MOROCCO Steam	1	10,135	1	10,135
FRENCH WEST AFRICA Steam	1	1,355
Sailing	1	4,096	2	6,273	3	10,369	4	8,215
PORTUGUESE EAST AFRICA Steam
Sailing	12	1,366	12	1,366	10	1,142	10	1,142	8	871
MADAGASCAR Steam	1	1,673	1	1,673
Sailing	2	249	2	249	5	556	5	556	5	661
SAUDI ARABIA Steam
GERMAN EAST AFRICA Steam
ITALIAN EAST AFRICA (ERITREA AND SOMALILAND) Steam	2	7,203	2	6,135	4	13,338
Sailing	1	40	1	40	3	214	3	214	3	109
FRENCH SOMALILAND Steam	1	2,157	1	2,157	1	3,492	1	3,492	1	2,157
Sailing
UNITED STATES OF AMERICA Steam	133	529,088	16	96,234	149	625,322	140	528,451	6	45,982	146	574,433	166	640,948
Sailing
CUBA Steam	22	62,143	22	62,143	19	48,716	19	48,716	13	37,571
Sailing
HAYTI AND St. DOMINGO Steam
PORTO RICO Steam
FRENCH WEST INDIES Steam	2	5,739	2	5,739
Sailing
MEXICO Steam
COLOMBIA Steam	1	4,075
BRAZIL Steam	5	17,599	5	17,599	2	6,916	2	6,916	6	21,126
URUGUAY Steam	2	5,943	2	5,943	5	16,723	5	16,723	2	7,543
ARGENTINE REPUBLIC Steam	10	34,054	1	3,173	11	37,227	10	34,487	10	34,487	10	31,358
Sailing
CHILE Steam	2	7,191	2	7,191	2	6,301	2	6,301	1	2,044
Sailing
PERU Steam	1	3,162	1	3,162	1	2,383	1	2,383	1	2,383
Sailing
EQUADOR Steam	1	3,149	1	3,149	4	11,471	4	11,471
OTHER ISLANDS IN THE PACIFIC Steam	1	3,757	1	2,696	2	6,453
FRENCH EQUATORIAL AFRICA Sailing
TOTAL FOREIGN COUNTRIES Steam	1,188	4,216,002	121	462,238	1,309	4,678,240	1,304	4,349,397	171	585,029	1,475	4,934,426	1,371	4,754,221
Sailing	200	28,723	4	246	204	29,069	412	37,544	10	836	422	38,380	405	34,939
Total	1,478	4,244,725	125	462,484	1,603	4,707,209	1,716	4,386,941	181	585,865	1,897	4,972,806	1,776	4,789,160
TOTAL UNITED KINGDOM, BRITISH POSSESSIONS, AND FOREIGN COUNTRIES Steam	2,630	7,800,307	223	800,736	2,853	8,601,043	2,667	7,828,456	233	773,760	2,900	8,602,216	2,804	8,307,508
Sailing	371	39,181	32	2,901	403	42,082	902	96,946	24	2,500	1,016	99,536	963	101,108
Total	3,501	7,839,488	255	803,637	3,256	8,643,125	3,669	7,925,402	257	776,260	3,916	8,701,752	3,767	8,408,616

* Sh own as a Foreign Country from 1927-28.

EACH COUNTRY

CRAFT, including their repeated voyages, that CLEARED with CARGOES and in BALLAST to each COUNTRY,
Year from 1926-27 to 1930-31—continued

1928-29				1929-30				1930-31				COUNTRIES TO WHICH CLEARED				
In Ballast		Total		With Cargoes		In Ballast		Total		With Cargoes			In Ballast		Total	
ves.	tons	ves.	tons	ves.	tons	ves.	tons	ves.	tons	ves.	tons		ves.	tons	ves.	tons
0	24,727	39	94,559	26	68,026	6	19,058	32	87,084	24	64,219	4	14,330	23	78,585	Steam } SMYRNA
2	256	250	24,719	252	25,001	2	102	254	25,193	290	23,688	4	315	294	23,933	Sailing } ARABIA
6	10,544	108	211,381	107	212,404	6	11,687	113	224,091	105	205,168	5	14,296	110	219,464	Steam } IRAQ*
1	25	21	2,180	24	2,654	51	170,104	24	2,654	52	5,051	1	85	53	6,035	Sailing } PERSIA
61	197,918	98	306,787	28	101,237	79	271,341	21	70,705	46	145,617	67	216,352	Steam }
2	90	62	5,760	71	6,159	71	6,159	70	5,807	1	131	71	5,998	Sailing }
..	..	1	1,842	1	1,874	1	1,874	Steam }
..	Sailing } HENJAM ISLAND
17	43,481	45	88,603	35	56,231	25	74,565	60	130,796	28	46,767	16	49,764	44	96,531	Steam } SUMATRA
49	162,288	111	385,535	95	353,772	40	147,234	135	501,006	96	361,172	45	155,449	141	516,621	Steam }
..	5	Sailing } JAVA
2	4,332	3	7,993	1	3,006	1	3,006	1	2,720	1	4,800	2	7,529	Steam } BORNEO (DUTCH)
1	2,753	3	7,251	3	10,114	3	10,114	Steam } CELEBES AND OTHER ISLANDS
..	..	14	11,196	19	12,452	1	15,088	20	23,440	20	23,679	1	2,561	21	26,240	Steam }
2	24	60	463	42	356	2	18	44	374	78	812	73	812	Sailing } SIAM
4	12,377	16	75,159	12	60,703	12	60,703	12	57,543	12	57,543	Steam }
..	Sailing }
5	15,853	18	56,369	11	35,151	6	26,722	16	61,873	5	15,479	5	15,479	Steam } INDO-CHINA (INCLUDING COCHIN-CHINA, CAMBODIA, ANNAM, AND TONKIN)
..	..	2	5,096	4	13,075	4	13,075	1	4,206	1	4,206	Steam } PHILIPPINES
..	Steam } ALGERIA
..	..	49	146,419	33	229,515	1	2,320	84	232,335	100	313,124	1	3,242	101	316,336	Steam } CHINA (EXCLUSIVE OF HONGKONG AND MACAO)
..	..	5	15,597	3	11,525	3	11,525	Steam } KOREA
..	..	254	953,743	275	1,029,558	1	3,199	276	1,032,757	245	912,431	1	3,230	246	915,661	Steam } JAPAN
2	978	35	102,212	21	69,550	3	7,375	24	76,925	6	19,156	5	16,895	11	35,551	Steam } EGYPT
..	Steam } MOROCCO
1	2,175	5	10,390	1	2,493	1	2,493	3	6,335	1	3,201	4	9,536	Steam } FRENCH WEST AFRICA
..	..	8	871	13	1,589	13	1,589	7	837	7	..	7	837	Sailing } PORTUGUESE EAST AFRICA
..	Steam }
..	..	5	661	4	356	4	356	1	118	1	118	Sailing } MADAGASCAR
..	Steam }
..	Steam } REUNION
..	Steam }
..	Steam } GERMAN EAST AFRICA
..	4	10,232	4	10,232	2	6,316	2	6,316	Steam } ITALIAN EAST AFRICA (ERITREA AND SOMALILAND)
..	..	3	109	4	160	4	160	3	180	3	180	Sailing }
..	..	1	2,137	Steam }
..	Sailing } FRENCH SOMALILAND
6	35,557	172	676,505	130	676,695	3	33,243	133	709,938	143	513,736	6	46,433	149	665,219	Steam } UNITED STATES OF AMERICA
..	Sailing }
..	..	18	37,571	13	35,371	13	35,371	16	43,455	16	43,455	Steam } CUBA
..	Sailing }
..	Steam } HAYTI AND St. DOMINGO
..	Steam } PORTO RICO
..	Steam }
..	Sailing } FRENCH WEST INDIES
..	Steam }
..	..	1	4,075	Steam } MEXICO
..	..	6	21,126	2	3,346	2	3,346	1	3,153	1	3,153	Steam } BRAZIL
..	..	2	7,543	1	2,903	1	2,903	Steam } URUGUAY
..	..	10	31,353	14	42,093	1	3,123	15	46,121	14	49,678	14	49,678	Steam } ARGENTINE REPUBLIC
..	Sailing }
..	..	1	2,044	2	6,461	2	6,461	1	3,603	1	3,603	Steam } CHILE
..	Sailing }
..	..	1	2,333	1	3,161	1	3,161	2	6,323	2	6,323	Steam } PERU
..	Sailing }
..	4	14,319	4	14,319	3	9,465	3	9,465	Steam } EQUADOR
..	1	3,757	1	3,757	1	..	Steam }
..	1	473	1	473	Steam } OTHER ISLANDS IN THE PACIFIC
3	583,038	1,540	5,387,259	1,392	4,830,655	171	614,316	1,563	5,494,970	1,233	4,322,633	162	565,944	1,394	4,888,577	Steam } FRENCH EQUATORIAL AFRICA
7	305	412	35,334	411	36,533	4	120	415	36,703	502	42,076	6	561	508	43,537	Sailing }
5	583,433	1,951	5,372,593	1,803	4,917,233	175	614,435	1,978	5,531,673	1,740	4,365,609	162	565,505	1,902	4,932,114	Total }
7	3,510	3,031	9,260,226	2,838	8,776,363	243	876,507	3,136	9,652,875	2,523	7,823,154	255	871,331	2,778	8,694,485	Steam } TOTAL FOREIGN COUNTRIES
7	3,510	993	94,618	873	82,076	23	1,462	896	83,532	920	80,604	23	3,686	973	80,290	Sailing }
7	3,96,133	4,074	9,354,844	3,761	8,858,433	271	877,969	4,032	9,736,407	3,443	7,909,753	303	875,017	3,751	8,784,775	Total }

* Shown as a Foreign Country from 1927-28.

ABSTRACT TABLES
SHIPPING

(943)

No. 4

NATIONALITY

TOTAL NUMBER and TONNAGE of VESSELS of each NATION, including their repeated voyages, that ENTERED

NATIONALITY OF VESSELS	1926-27						1927-28						With Cargoes		
	With Cargoes		In Ballast		Total		With Cargoes		In Ballast		Total				
	ves.	tons	ves.	tons	ves.	tons	ves.	tons	ves.	tons	ves.	tons	ves.	tons	
BRITISH, OTHER THAN BRITISH INDIAN	Steam	1,782	4,895,281	263	849,879	2,045	5,744,560	1,916	5,312,215	277	870,743	2,193	6,182,958	2,020	5,662,813
	Sailing	--	--	4	490	4	490	12	1,341	12	1,226	24	2,567	15	1,581
BRITISH INDIAN, OTHER THAN NATIVE CRAFT	Steam	20	53,163	11	27,546	31	80,714	36	67,872	11	29,034	47	96,956	22	54,554
	Sailing	91	9,327	205	23,937	296	33,264	65	6,505	163	19,946	258	26,541	65	6,786
FOREIGN, OTHER THAN NATIVE CRAFT	Steam	563	1,982,387	128	446,341	691	2,428,728	619	2,218,452	90	288,221	709	2,506,673	676	2,469,649
	Sailing	1	6	--	--	1	6	--	--	--	--	--	--	3	97
NATIVE CRAFT															
BRITISH	Sailing	--	--	4	387	4	387	1	112	3	296	4	408	2	150
BRITISH INDIAN	Sailing	269	25,182	161	12,700	430	37,882	295	25,787	155	14,549	450	40,336	220	18,767
FOREIGN	Sailing	157	16,734	23	1,901	180	18,635	191	17,959	42	2,442	233	20,401	186	15,972
TOTAL	Steam	2,365	6,930,836	402	1,323,166	2,767	8,254,002	2,571	7,598,539	378	1,188,048	2,949	8,786,587	2,718	8,187,016
	Sailing	518	51,249	397	39,415	915	90,664	564	51,794	405	38,459	969	90,253	491	43,308
	Total	2,883	6,982,085	799	1,362,581	3,682	8,344,666	3,135	7,650,333	783	1,226,507	3,918	8,876,840	3,209	8,230,319
DETAIL OF FOREIGN VESSELS, other than native craft--															
DANISH	Steam	2	5,569	2	5,751	4	11,320	1	4,501	3	7,023	4	11,529	1	1,145
DUTCH	Steam	89	259,770	14	46,922	103	306,692	84	269,281	10	27,593	94	296,879	79	257,200
FRENCH	Steam	23	106,117	10	40,751	33	146,868	33	160,479	2	9,349	35	169,828	31	153,634
BELGIAN	Steam	2	7,994	3	9,145	5	17,139	1	3,174	3	8,961	4	12,135	1	3,178
GERMANY	Steam	95	352,282	9	41,368	104	393,650	128	505,676	3	23,689	131	529,365	128	576,453
	Sailing	--	--	--	--	--	--	--	--	--	--	--	--	--	--
GREEK	Steam	1	2,592	--	--	1	2,592	--	--	14	37,026	14	37,026	--	--
ITALIAN	Steam	114	440,009	5	20,580	119	460,589	105	420,815	12	43,342	117	464,157	110	442,324
NORWEGIAN	Steam	35	80,115	6	12,452	41	92,567	59	125,607	4	8,674	63	134,281	59	108,042
SPANISH	Steam	--	--	1	3,669	1	3,669	--	--	--	--	--	--	--	--
PORTUGUESE	Steam	--	--	--	--	--	--	--	--	--	--	--	--	--	--
RUSSIAN	Steam	--	--	--	--	--	--	1	1,348	--	--	1	1,348	--	--
SWEDISH	Steam	20	61,126	3	9,952	23	70,078	16	50,327	1	2,869	17	53,196	16	57,413
JAPANESE	Steam	133	458,347	54	174,056	187	632,903	132	449,515	31	92,631	163	542,196	158	536,031
CHINESE	Steam	--	--	--	--	--	--	--	--	--	--	--	--	1	3,075
	Sailing	--	--	--	--	--	--	--	--	--	--	--	--	--	--
SIAMSE	Steam	--	--	--	--	--	--	--	--	--	--	--	--	1	76
	Sailing	1	6	--	--	1	6	--	--	--	--	1	788	--	--
AMERICAN	Steam	44	194,353	18	74,070	62	268,423	55	221,610	7	26,904	62	248,514	70	268,391
JUGO-SLAVIAN	Steam	1	3,177	2	6,125	3	9,302	--	--	--	--	--	--	--	--
FINNISH	Steam	4	10,436	1	2,500	5	12,936	2	5,331	--	--	2	5,331	2	4,863
MALAYSIAN	Sailing	--	--	--	--	--	--	--	--	--	--	--	--	--	--
	Steam	563	1,982,387	128	446,341	691	2,428,728	619	2,218,452	90	288,221	709	2,506,673	676	2,469,649
	Sailing	1	6	--	--	1	6	--	--	--	--	--	--	3	97
TOTAL	Total	564	1,982,393	128	446,341	692	2,428,734	619	2,218,452	90	288,221	709	2,506,673	679	2,469,744

OF VESSELS

with CARGOES and in BALLAST, at PORTS in BRITISH INDIA, in each Official Year from 1926-27 to 1930-31.

1928-29				1929-30						1930-31						NATIONALITY OF VESSELS
In Ballast		Total		With Cargoes		In Ballast		Total		With Cargoes		In Ballast		Total		
ves.	tons	ves.	tons	ves.	tons	ves.	tons	ves.	tons	ves.	tons	ves.	tons	ves.	tons	
808	937,894	2,828	6,600,707	1,092	5,632,161	209	800,189	2,261	6,432,350	1,799	5,209,638	192	641,603	1,991	5,851,286	Steam } BRITISH, OTHER THAN BRITISH INDIAN
32	2,926	47	4,457	6	644	3	860	9	1,004	1	86	1	225	2	311	Sailing }
16	39,714	38	94,268	10	33,637	12	33,121	22	66,758	14	41,243	7	20,107	21	61,350	Steam } BRITISH INDIAN OTHER THAN NATIVE CRAFT
170	20,738	235	27,524	87	9,155	144	16,289	231	25,444	52	5,882	126	15,235	178	20,617	Sailing }
93	269,445	769	2,739,094	719	2,661,250	139	410,574	858	3,071,824	725	2,607,355	139	410,136	864	3,017,491	Steam } FOREIGN, OTHER THAN NATIVE CRAFT
4	31	7	123	3	471	3	471	Sailing }
1	70	3	230	1	99	1	99	NATIVE CRAFT Sailing } BRITISH
171	12,506	391	31,273	261	21,162	121	10,256	382	31,418	258	20,423	167	14,415	425	34,838	Sailing } BRITISH INDIAN
43	3,670	228	19,642	183	16,715	25	1,957	208	18,672	178	15,303	44	3,963	222	19,266	Sailing } FOREIGN
417	1,247,053	3,135	9,484,069	2,721	8,327,048	420	1,243,834	3,141	9,570,932	2,528	7,858,281	338	1,071,846	2,876	8,930,127	Steam } TOTAL
420	39,941	911	83,244	533	47,775	293	28,862	831	76,637	492	41,665	338	33,838	830	75,503	Sailing }
337	1,286,994	4,046	9,517,313	3,259	8,374,823	718	1,272,746	3,972	9,647,569	3,030	7,899,946	676	1,105,684	3,706	9,005,630	Total }
DETAIL OF FOREIGN VESSELS, other than native craft—																
..	..	1	1,145	1	3,163	4	7,993	5	11,156	5	10,570	5	10,570	Steam } DANISH
13	23,099	92	279,299	100	360,151	23	49,323	123	409,479	99	381,378	23	42,951	122	424,329	Steam } DUTCH
2	9,352	33	162,986	30	148,818	4	18,004	34	166,822	31	157,299	1	5,077	32	162,376	Steam } FRENCH
3	11,078	4	14,256	1	3,071	1	4,003	2	7,074	1	3,151	1	3,151	Steam } BELGIAN
6	24,856	144	601,339	137	537,321	13	85,866	155	673,187	134	532,317	17	83,425	151	665,742	Steam } GERMAN
..	Sailing }
20	57,230	20	57,230	1	1,698	1	1,698	3	9,194	2	6,084	5	15,278	Steam } GREEK
9	29,537	119	471,361	137	579,918	3	10,359	140	590,277	117	465,181	2	7,423	119	472,604	Steam } ITALIAN
12	19,337	81	187,379	76	174,751	25	49,497	101	224,248	99	107,692	24	36,327	123	234,019	Steam } NORWEGIAN
..	Steam } SPANISH
..	1	3,398	1	513	2	4,411	Steam } PORTUGUESE
..	1	1,771	1	1,771	Steam } RUSSIAN
2	5,431	18	62,344	17	54,154	2	5,465	19	59,619	21	70,542	21	70,542	Steam } SWEDISH
7	21,578	165	557,609	161	541,390	40	120,903	201	662,293	170	567,633	61	203,588	231	771,221	Steam } JAPANESE
..	..	1	3,975	1	3,371	1	3,371	2	3,396	2	3,396	Steam } CHINESE
..	..	1	76	Sailing }
..	Steam } SIAMSE
4	31	6	52	Sailing }
13	65,345	88	331,237	52	187,745	13	45,794	65	233,539	39	142,518	5	16,033	44	158,551	Steam } AMERICAN
..	3	9,639	3	9,639	3	9,832	1	3,272	4	13,104	Steam } JUGO-SLAV AN
1	2,571	3	7,434	2	5,460	3	7,230	5	12,740	3	10,048	1	2,560	4	12,008	Steam } FINNISH
..	3	471	3	471	Sailing } MALDIVIAN
93	269,445	769	2,739,094	719	2,661,250	139	410,574	858	3,071,824	725	2,607,355	139	410,136	864	3,017,491	Steam } TOTAL
4	31	7	123	3	471	3	471	Sailing }
97	269,476	776	2,739,222	719	2,661,250	139	410,574	858	3,071,824	728	2,607,826	139	410,136	867	3,017,992	Total }

ABSTRACT TABLES
SHIPPING

(945)

No. 5

NATIONALITY

TOTAL NUMBER and TONNAGE of VESSELS of each NATION, including their repeated voyages, that CLEARED

NATIONALITY OF VESSELS	1926-27						1927-28						With Cargoes		
	With Cargoes		In Ballast		Total		With Cargoes		In Ballast		Total				
	ves.	tons	ves.	tons	ves.	tons	ves.	tons	ves.	tons	ves.	tons	ves.	tons	
BRITISH, OTHER THAN BRITISH INDIAN	Steam	1,942	5,442,861	168	607,044	2,110	6,050,505	1,973	5,483,837	170	503,720	2,143	6,047,557	2,083	5,589,156
	Sailing	8	1,019	8	1,019	21	1,926	1	699	22	2,625	29	3,031
BRITISH INDIAN, OTHER THAN NATIVE CRAFT	Steam	34	31,015	5	10,756	39	91,771	42	70,805	6	17,906	48	94,771	28	62,288
	Sailing	299	33,933	8	851	307	34,784	308	35,346	7	866	315	36,212	270	32,482
FOREIGN, OTHER THAN NATIVE CRAFT	Steam	654	2,276,931	50	182,336	704	2,459,267	652	2,267,814	57	192,074	709	2,459,888	693	2,466,154
	Sailing	1	6	1	6	5	203
NATIVE CRAFT															
BRITISH	Sailing	5	383	5	383	9	818	9	818	5	381
BRITISH INDIAN	Sailing	314	29,957	17	1,078	331	31,030	358	32,052	11	651	369	32,703	421	34,227
FOREIGN	Sailing	244	23,883	7	977	251	24,860	296	28,804	5	374	301	27,178	233	20,784
TOTAL	Steam	2,630	7,800,307	223	800,736	2,853	8,601,543	2,667	7,828,456	238	773,760	2,900	8,602,216	2,804	8,367,598
	Sailing	871	89,181	32	2,901	903	92,082	992	96,946	24	2,590	1,016	99,536	963	91,108
	Total	3,501	7,889,988	255	803,637	3,756	8,693,625	3,659	7,925,402	257	776,350	3,916	8,701,752	3,767	8,458,706
DETAIL OF FOREIGN VESSELS, other than native craft--															
DANISH	Steam	3	2,788	1	1,355	4	10,143	1	1,985	1	1,985	1	1,145
DUTCH	Steam	89	274,130	10	21,864	99	295,994	88	283,318	8	16,564	96	299,877	85	272,139
	Sailing
FRENCH	Steam	33	151,525	33	151,525	33	168,954	4	11,287	37	175,241	31	157,448
BELGIAN	Steam	3	9,145	1	3,991	4	13,136	2	8,006	2	5,783	4	13,789	4	15,449
GERMAN	Steam	92	350,913	5	20,526	97	371,439	114	452,670	14	57,775	128	510,445	120	501,580
	Sailing
GREEK	Steam	3	10,256	1	2,592	4	12,848	18	50,907	1	2,491	19	53,398	27	77,804
	Sailing
ITALIAN	Steam	124	472,268	4	13,514	128	485,782	123	469,393	3	9,309	126	478,702	123	502,949
NORWEGIAN	Steam	27	45,591	5	14,675	32	60,266	47	74,162	10	34,231	57	108,393	53	103,020
	Sailing
SPANISH	Steam	1	1,497	1	1,497
PORTUGUESE	Steam
RUSSIAN	Steam	1	1,348	1	1,348
SWEDISH	Steam	20	59,605	20	59,605	12	36,875	12	36,875	11	36,920
SIAMSE	Steam	1	788	1	788
	Sailing	1	6	1	6	3	22
JAPANESE	Steam	211	711,003	5	14,414	216	725,417	165	548,321	7	21,443	172	569,764	155	532,694
CHINESE	Steam
	Sailing	2	181
AMERICAN	Steam	41	160,036	16	84,334	57	244,370	46	172,812	6	21,043	52	202,455	70	257,572
	Sailing
CZECHOSLOVAKIAN	Steam
YUGO-SLAVIAN	Steam	4	12,477	4	12,477
FINNISH	Steam	4	11,194	2	5,071	6	16,265	1	2,571	1	2,700	2	5,381	3	7,434
MALDIVIAN	Sailing
TOTAL	Steam	654	2,276,931	50	182,336	704	2,459,267	652	2,267,814	57	192,074	709	2,459,888	693	2,466,154
	Sailing	1	6	1	6	5	203
	Total	655	2,276,937	50	182,336	705	2,459,273	652	2,267,814	57	192,074	709	2,459,888	693	2,466,357

OF VESSELS

with CARGOES and in BALLAST, from PORTS in BRITISH INDIA, in each Official Year from 1926-27 to 1930-31*

1928-29				1929-30						1930-31						NATIONALITY OF VESSELS
In Ballast		Total		With Cargoes		In Ballast		Total		With Cargoes		In Ballast		Total		
ves.	tons	ves.	tons	ves.	tons	ves.	tons	ves.	tons	ves.	tons	ves.	tons	ves.	tons	
211	678,708	2,294	6,517,859	2,071	5,870,322	197	681,498	2,268	6,551,815	1,724	5,083,132	172	566,888	1,806	5,650,010	Steam } BRITISH, OTHER Sailing } THAN BRITISH INDIAN
--	--	29	3,081	18	1,550	--	--	18	1,556	8	348	7	396	10	744	
8	19,268	26	81,551	22	58,217	8	10,326	26	63,543	20	51,331	6	18,135	26	69,466	Steam } BRITISH INDIAN Sailing } OTHER THAN NATIVE CRAFT
11	1,857	281	34,339	203	20,333	8	850	211	21,183	202	24,871	6	804	208	25,675	
58	194,662	751	2,660,816	794	2,852,829	48	184,688	842	3,037,517	779	2,688,701	77	286,308	856	2,975,009	Steam } FOREIGN, OTHER Sailing } THAN NATIVE CRAFT
1	12	6	215	--	--	--	--	--	--	3	471	--	--	3	471	
1	70	6	451	10	3,921	--	--	10	3,921	1	188	--	--	1	188	NATIVE CRAFT Sailing BRITISH
15	1,309	436	35,536	404	33,897	14	556	418	34,453	480	40,345	36	2,003	516	42,348	Sailing BRITISH INDIAN
2	262	235	21,046	229	22,363	1	56	230	22,419	231	20,381	4	483	235	20,864	Sailing FOREIGN
277	892,628	3,081	9,200,226	2,888	8,776,368	248	876,507	3,136	9,652,875	2,523	7,823,154	255	871,331	2,778	8,694,485	Steam } TOTAL Sailing }
30	3,510	993	94,618	373	82,070	23	1,462	896	83,532	920	86,604	53	3,686	973	90,290	
307	896,138	4,074	9,364,844	3,761	8,858,438	271	877,969	4,032	9,736,407	3,443	7,909,758	308	875,017	3,751	8,784,775	Total }
--	--	1	1,145	5	9,836	1	1,116	6	10,952	5	11,989	--	--	5	11,989	DETAIL OF FOREIGN VESSELS other than native craft— Steam DANISH
7	14,594	99	236,733	123	423,766	6	13,046	129	436,812	112	337,155	9	29,192	121	416,347	Steam } DUTCH Sailing }
2	5,538	33	162,936	30	149,611	--	--	30	149,611	29	142,103	--	--	29	142,103	Steam FRENCH
--	--	4	15,449	3	11,077	--	--	3	11,077	--	--	--	--	--	--	Steam BELGIAN
15	55,954	135	557,534	143	649,120	11	58,373	159	707,493	140	607,960	13	71,551	153	679,511	Steam } GERMAN Sailing }
1	2,936	23	80,740	3	7,867	--	--	3	7,867	2	6,084	1	3,783	3	9,867	Steam } GREEK Sailing }
--	--	123	502,949	134	561,847	1	2,527	135	564,374	113	468,936	2	6,253	120	475,194	Steam ITALIAN
20	73,901	78	176,981	65	104,643	19	74,661	84	179,307	100	142,805	22	31,343	122	224,153	Steam } NORWEGIAN Sailing }
--	--	--	--	--	--	--	--	--	--	--	--	--	--	--	--	Steam SPANISH
--	--	--	--	2	4,411	1	3,898	3	8,309	--	--	--	--	--	--	Steam PORTUGUESE
--	--	--	--	--	--	--	--	--	--	--	--	--	--	--	--	Steam RUSSIAN
--	--	11	36,920	16	47,228	--	--	16	47,228	15	51,807	--	--	15	51,807	Steam SWEDISH
1	12	4	34	--	--	--	--	--	--	--	--	--	--	--	--	Steam } SIAMSE Sailing }
6	18,336	161	551,530	195	635,193	1	3,352	166	638,545	207	696,692	25	74,762	232	771,454	Steam JAPANESE
1	3,975	1	3,975	1	3,871	--	--	1	3,871	2	3,396	--	--	2	3,396	Steam } CHINESE Sailing }
--	--	2	131	--	--	--	--	--	--	--	--	--	--	--	--	
6	18,366	70	276,440	63	242,367	6	21,512	74	263,879	40	140,334	4	15,877	44	156,711	Steam } AMERICAN Sailing }
--	--	--	--	--	--	--	--	--	--	--	--	--	--	--	--	Steam CZECHOSLOVAKIAN
--	--	--	--	--	--	--	--	--	--	4	13,594	1	3,537	5	17,131	Steam JUGO-SLAVIAN
--	--	3	7,434	1	1,087	2	6,203	3	8,190	5	15,341	--	--	5	15,341	Steam FINNISH
--	--	--	--	--	--	--	--	--	--	3	471	--	--	3	471	Sailing MALDIVIAN
58	194,662	751	2,660,816	794	2,852,829	48	184,688	842	3,037,517	779	2,688,701	77	286,308	856	2,975,009	Steam } TOTAL Sailing }
1	12	6	215	--	--	--	--	--	--	3	471	--	--	3	471	
59	194,674	757	2,661,031	794	2,852,829	48	184,688	842	3,037,517	782	2,689,172	77	286,308	859	2,975,480	Total }

distinguishing their NATIONALITY, that ENTERED and CLEARED with CARGOES at each PORT in BRITISH from 1926-27 to 1930-31—continued

CLEARED WITH CARGOES																PORT FROM WHICH CLEARED					
BRITISH				BRITISH INDIAN				FOREIGN				NATIVE CRAFT		TOTAL							
STEAM		SAILING		STEAM		SAILING		STEAM		SAILING		SAILING		STEAM			SAILING		STEAM AND SAILING		
vs.	tons	vs.	tons	vs.	tons	vs.	tons	vs.	tons	vs.	tons	vs.	tons	vs.	tons		vs.	tons	vs.	tons	
..	SIND—continued SIRGANDA—
..	1926-27
..	1927-28
..	1928-29
..	1929-30
..	1930-31
..	TOTAL OF SUBORDI NATE PORTS—
..	1926-27
..	1927-28
..	1928-29
..	1929-30
..	1930-31
156	385,511	27	64,440	97	361,722	204	19,805	280	811,673	204	19,805	484	830,978	1926-27	
183	460,297	38	68,066	94	396,294	262	23,949	315	924,657	262	23,949	577	948,606	1927-28	
166	418,948	24	53,272	89	361,091	268	24,345	279	828,311	268	24,345	547	852,656	1928-29	
132	315,016	19	46,547	90	369,623	296	25,956	241	731,186	296	25,956	587	758,14	1929-30	
154	373,930	15	37,558	84	315,068	359	33,420	253	726,556	359	33,420	612	759,976	1930-31	
100	401,384	1	99	56	235,638	156	640,022	1	99	157	640,121	MADRAS— FORT SAINT GEORGE (CHIEF PORT)— 1926-27	
84	363,429	1	1,454	76	317,503	1	99	161	682,396	1	99	162	682,495	1927-28	
130	553,957	2	3,113	1	136	90	377,596	221	939,666	1	136	222	939,802	1928-29	
177	683,348	115	508,222	292	1,192,070	292	1,192,070	1929-30	
100	423,699	88	356,221	2	343	183	784,230	2	343	185	785,268	1930-31	
..	GOPALPUR—7 1926-27	
..	1927-28	
..	1928-29	
..	1929-30	
..	1930-31	
..	JARUVA— 1926-27	
..	1927-28	
..	1928-29	
..	1929-30	
..	1930-31	
1	2,370	7	23,382	8	26,252	8	26,252	VILGAPATAN— 1926-27	
2	6,563	1	129	2	4,953	4	11,516	1	129	5	11,645	1927-28	
4	11,312	6	20,098	10	31,910	10	31,910	1928-29	
3	9,278	6	24,469	9	33,747	9	33,747	1929-30	
1	3,399	2	9,411	3	12,710	3	12,710	1930-31	
2	6,887	2	6,810	4	13,197	4	13,197	BIMLIPATAN— 1926-27	
1	3,173	2	6,995	3	10,167	3	10,167	1927-28	
1	3,255	3	9,449	4	12,704	4	12,704	1928-29	
1	2,865	3	14,095	4	16,960	4	16,960	1929-30	
1	2,500	4	13,940	5	21,440	5	21,440	1930-31	

SHIPPING AT EACH PORT

No. 6—continued

NUMBER and TONNAGE of STEAM and SAILING VESSELS, including their REPEATED VOYAGES and INDIA, in each Official Year

PORT AT WHICH ENTERED	ENTERED WITH CARGOES																		
	BRITISH		BRITISH INDIAN				FOREIGN				NATIVE CRAFT		TOTAL						
	STEAM		SAILING		STEAM		SAILING		STEAM		SAILING		STEAM		SAILING		STEAM AND SAILING		
	vs.	tons	vs.	tons	vs.	tons	vs.	tons	vs.	tons	vs.	tons	vs.	tons	vs.	tons	vs.	tons	
MADRAS—continued																			
COGANADA—																			
1926-27	3	7,222	3	10,856	6	18,078	6	18,078
1927-28	1	3,332	1	3,657	3	7,039	2	7,039
1928-29	1	3,657	1	3,657	1	3,657
1929-30	1	3,334	1	70	3,191	2	4,525	1	70	3	4,595
1930-31	3	10,514	1	4,679	4	15,193	4	15,193
MASULIPATAM—																			
1926-27	2	445	1	135	3	580	3	580
1927-28	1	78	5	493	6	571	6	571
1928-29	1	78	2	293	3	371	3	371
1929-30
1930-31	26	1,193	26	1,193	26	1,193
RIEAMPATHAM—																			
1926-27
1927-28
1928-29
1929-30
1930-31
NARASAPUR—																			
1926-27
1927-28
1928-29
1929-30
1930-31
IPURPALAM—																			
1926-27
1927-28
1928-29
1929-30
1930-31	1	87	1	87	1	87
CUDDALORE—																			
1926-27	1	1,342	8	540	12	601	1	1,342	20	1,141	21	2,483
1927-28	4	16,508	2	145	13	448	4	10,508	14	593	18	17,101
1928-29	1	4,759	8	571	1	3,848	..	10	354	2	8,607	18	925	20	9,532
1929-30	3	11,101	3	268	2	122	11	433	3	11,101	16	823	19	11,924
1930-31	1	4,759	4	334	13	375	1	4,759	17	709	18	5,468
PONTO NOVO—																			
1926-27	20	70,473	2	152	18	678	20	70,473	20	880	40	71,353
1927-28	30	113,278	5	291	1	1,233	..	6	367	31	114,561	11	658	42	115,219
1928-29	20	94,610	1	74	20	765	20	94,610	21	839	41	95,449
1929-30	6	28,440	2	120	1	3,924	..	22	806	7	32,364	24	926	31	33,290
1930-31	15	69,037	3	253	24	863	15	69,037	27	1,116	42	70,153
TIRUMALAVASSAL—																			
1926-27
1927-28
1928-29	2	57	2	57	2	57
1929-30	1	80	1	80	1	80
1930-31	3	123	3	123	3	123
TRANQUEBAR—																			
1926-27
1927-28
1928-29
1929-30
1930-31
NEGAPATAM—																			
1926-27	26	91,710	2	167	14	768	26	91,710	16	985	42	92,695
1927-28	30	141,031	3	215	2	120	1	1,238	..	7	605	37	142,314	12	940	49	143,254
1928-29	29	135,079	1	36	4	574	6	417	29	135,079	11	1,027	40	136,106
1929-30	29	126,445	5	401	7	549	29	126,445	12	950	41	131,163
1930-31	41	181,719	5	524	5	521	41	181,719	10	1,045	51	182,764

distinguishing their NATIONALITY, that ENTERED and CLEARED with CARGOES at each PORT in BRITISH from 1926-27 to 1930-31—continued

CLEARED WITH CARGOES																	PORT FROM WHICH CLEARED		
BRITISH				BRITISH INDIAN				FOREIGN				NATIVE CRAFT		TOTAL					
STEAM		SAILING		STEAM		SAILING		STEAM		SAILING		SAILING		STEAM		SAILING		STEAM AND SAILING	
vs.	tons	vs.	tons	vs.	tons	vs.	tons	vs.	tons	vs.	tons	vs.	tons	vs.	tons	vs.	tons	vs.	tons
MADRAS—continued																			
VELINGANNI—																			
..	1	166	1	166	1	166	1926-27
..	3	208	2	208	2	208	1927-28
..	1928-29
..	1	166	1	166	1	166	1929-30
..	2	298	2	298	2	298	1930-31
TOPPATURAI—																			
..	9	496	6	342	15	838	15	838	1926-27
..	..	2	81	..	14	646	9	587	25	1,314	25	1,314	1927-28
..	7	250	7	433	14	733	14	733	1928-29
..	8	285	7	528	15	813	15	813	1929-30
..	2	137	7	547	9	684	9	684	1930-31
POINT CAL. MEEP.																			
..	1926-27
..	1	45	1	45	1	45	1927-28
..	1928-29
..	1929-30
..	1930-31
MUTTUPET—																			
..	1926-27
..	1927-28
..	1928-29
..	1929-30
..	1930-31
ADIRAMPATHAM—																			
..	87	4,745	87	4,745	87	4,745	1926-27
..	..	1	84	..	83	4,656	84	4,740	84	4,740	1927-28
..	91	4,578	25	1,331	116	5,909	116	5,909	1928-29
..	80	4,334	8	423	83	4,762	83	4,762	1929-30
..	65	4,404	6	438	71	4,932	71	4,932	1930-31
AMMAPATHAM—																			
..	7	148	7	148	7	148	1926-27
..	11	427	11	427	11	427	1927-28
..	4	96	1	27	5	123	5	123	1928-29
..	3	72	3	72	3	72	1929-30
..	1	24	2	73	3	97	3	97	1930-31
KILAKARAI—																			
..	15	1,491	11	701	26	2,192	26	2,192	1926-27
..	20	1,830	10	582	30	2,412	30	2,412	1927-28
..	7	664	8	400	15	1,154	15	1,154	1928-29
..	2	142	9	583	11	725	11	725	1929-30
..	3	239	2	101	5	340	5	340	1930-31
DEVIPATHAM—																			
..	1926-27
..	1927-28
..	1928-29
..	1929-30
..	1930-31
PAMBAN—																			
..	18	1,769	11	806	29	2,575	29	2,575	1926-27
..	7	605	14	931	31	1,536	31	1,536	1927-28
1	119	2	205	4	225	1	119	6	430	7	549	1928-29
..	10	879	11	615	21	1,494	21	1,494	1929-30
..	8	552	8	610	16	1,162	16	1,162	1930-31

distinguishing their NATIONALITY, that ENTERED and CLEARED with CARGOES at each PORT in BRITISH
from 1926-27 to 1930-31—continued

CLEARED WITH CARGOES																			PORT FROM WHICH CLEARED
BRITISH		BRITISH INDIAN				FOREIGN				NATIVE CRAFT		TOTAL							
STEAM	SAILING	STEAM		SAILING		STEAM		SAILING		SAILING		STEAM		SAILING		STEAM AND SAILING			
tons	vs. tons	vs.	tons	vs.	tons	vs.	tons	vs.	tons	vs.	tons	vs.	tons	vs.	tons	vs.	tons		
																			MADRAS—continued
																			TONDY—
..	1	36	3	176	4	212	4	212	1926-27
..	2	375	2	137	4	512	4	512	1927-28
..	1928-29
..	1929-30
..	1	142	1	142	1	142	1930-31
																			TUTICORIN—
3	298,504	22	3,004	6	22,253	6	482	139	315,757	28	3,486	167	319,243	1926-27
8	320,005	14	1,817	5	19,538	6	765	143	340,533	20	2,582	163	343,115	1927-28
11	284,649	9	1,178	5	20,105	2	211	136	304,754	11	1,389	147	306,143	1928-29
16	299,050	4	664	6	23,660	2	280	142	322,716	6	944	148	323,660	1929-30
18	284,849	4	664	5	17,065	138	301,914	4	664	142	302,578	1930-31
																			KULASEKHARAPATNAM—
..	14	1,651	14	1,651	14	1,651	1926-27
..	15	1,871	15	1,871	15	1,871	1927-28
..	13	1,616	13	1,616	13	1,616	1928-29
..	11	1,309	11	1,309	11	1,309	1929-30
..	9	1,134	1	137	10	1,271	10	1,271	1930-31
																			KATAPATNAM—
..	1	62	1	62	1	62	1926-27
..	3	176	3	176	3	176	1927-28
..	2	133	2	133	2	133	1928-29
..	5	282	5	282	5	282	1929-30
..	1930-31
																			MANGALORE—
7	23,547	1	81	..	6	872	1	3,486	32	5,247	8	27,033	39	6,260	47	33,233	1926-27
12	37,930	2	199	..	7	802	1	3,492	20	2,796	13	40,522	29	3,797	42	44,319	1927-28
11	37,220	1	142	..	6	677	32	5,170	11	37,220	39	5,989	50	48,209	1928-29
14	43,182	11	1,525	1	3,359	20	3,656	15	46,541	31	5,181	46	51,722	1929-30
17	23,424	3	348	..	6	844	1	3,492	18	2,390	8	26,916	27	3,582	35	30,498	1930-31
																			MILPE—
..	2	253	2	300	4	553	4	553	1926-27
..	..	1	131	..	1	112	5	614	7	857	7	857	1927-28
..	4	416	1	112	5	528	5	528	1928-29
..	2	204	2	333	4	537	4	537	1929-30
..	4	458	4	458	4	458	1930-31
																			HANGARAKOTTA—
..	1926-27
..	1927-28
..	1928-29
..	1929-30
..	1930-31
																			COONDARFOR—
..	1926-27
..	1927-28
..	1928-29
..	1929-30
..	1930-31

SHIPPING AT EACH PORT

No. 6—continued

NUMBER and TONNAGE of STEAM and SAILING VESSELS, including their REPEATED VOYAGES at INDIA, in each Official Year

PORT AT WHICH ENTERED	ENTERED WITH CARGOES																			
	BRITISH				BRITISH INDIAN				FOREIGN				NATIVE CRAFT		TOTAL					
	STEAM		SAILING		STEAM		SAILING		STEAM		SAILING		SAILING		STEAM		SAILING		STEAM AND SAILING	
vs.	tons	vs.	tons	vs.	tons	vs.	tons	vs.	tons	vs.	tons	vs.	tons	vs.	tons	vs.	tons	vs.	tons	
MADRAS—concluded																				
CANNANORE—																				
1926-27	1	2,630	1	278	1	2,630	1	278	2	2,908	
1927-28	3	564	3	564	3	564	
1928-29	
1929-30	
1930-31	
TRELLICHERRY—																				
1926-27	1	105	1	105	1	105	
1927-28	2	7,516	2	289	2	7,516	2	289	4	7,805	
1928-29	1	4,634	1	4,634	1	4,634	
1929-30	2	6,259	2	6,259	2	6,259	
1930-31	1	2,928	1	2,928	1	2,928	
KASARAGOD—																				
1926-27	
1927-28	
1928-29	
1929-30	
1930-31	
CALCUTTA—																				
1926-27	16	58,005	7	933	16	58,005	7	933	23	58,938	
1927-28	20	62,862	4	424	1	99	5	17,880	10	1,268	35	80,742	15	1,791	40	82,533
1928-29	20	67,179	2	217	5	17,015	5	627	25	84,194	7	844	32	85,038
1929-30	20	66,545	3	376	3	275	3	10,183	1	88	23	76,728	6	739	29	77,467
1930-31	16	47,110	1	74	8	27,793	6	882	24	74,993	7	956	31	75,949
BADAGANA—																				
1926-27	
1927-28	
1928-29	
1929-30	
1930-31	
POHANT—																				
1926-27	
1927-28	
1928-29	1	582	1	582	1	582	
1929-30	
1930-31	
COCHIN—																				
1926-27	17	65,482	11	727	17	65,482	11	727	28	66,209	
1927-28	20	79,607	3	8,581	6	310	23	88,188	6	310	29	88,498	
1928-29	40	120,160	2	6,067	1	149	18	39,509	6	265	55	165,736	7	414	62	166,150
1929-30	25	77,845	4	11,827	4	132	29	89,672	4	132	33	89,804	
1930-31	24	72,567	16	52,429	4	131	40	124,996	4	131	44	125,127	
DHANUSKODI—																				
1926-27	383	100,624	383	100,624	383	100,624	
1927-28	393	103,094	393	103,094	393	103,094	
1928-29	378	99,250	378	99,250	378	99,250	
1929-30	375	109,315	375	109,315	375	109,315	
1930-31	369	139,113	1	20	369	139,113	1	20	370	139,133	
TOTAL OF SUBORDINATE PORTS—																				
1926-27	686	645,707	1	2,630	86	8,451	5	17,655	86	6,480	592	655,992	172	14,931	764	680,923
1927-28	629	795,307	8	634	61	5,981	20	66,462	75	6,341	649	861,769	144	18,006	793	874,775
1928-29	622	814,836	3	253	2	6,067	72	7,204	36	143,451	78	5,377	660	964,404	153	12,834	813	977,238
1929-30	611	767,109	6	644	80	7,358	27	109,795	69	3,300	638	876,904	155	11,802	793	888,706
1930-31	616	849,687	1	86	51	5,085	41	156,336	109	6,841	657	1,006,023	161	12,012	818	1,018,035
TOTAL OF ALL PORTS IN MADRAS—																				
1926-27	784	1,391,954	1	2,630	86	8,451	126	509,142	86	6,657	911	1,903,726	174	15,108	1,085	1,918,834
1927-28	842	1,593,275	8	634	63	10,174	142	586,366	76	6,440	984	2,179,041	147	23,298	1,131	2,202,339
1928-29	811	1,633,027	3	253	2	6,067	72	7,204	171	784,441	79	5,420	1,014	2,378,535	154	1,877	1,168	2,380,412
1929-30	834	1,695,277	6	644	80	7,358	161	666,391	70	3,947	1,015	2,361,663	156	11,949	1,171	2,373,612
1930-31	808	1,618,359	1	86	51	5,085	165	687,721	112	7,170	973	2,306,080	154	12,341	1,137	2,318,421

SHIPPING AT EACH PORT

Distinguishing their NATIONALITY, that ENTERED and CLEARED with CARGOES at each PORT in BRITISH from 1926-27 to 1930-31—continued

CLEARED WITH CARGOES																		PORT FROM WHICH CLEARED		
BRITISH		BRITISH INDIAN				FOREIGN				NATIVE CRAFT		TOTAL								
STEAM	SAILING	STEAM		SAILING		STEAM		SAILING		SAILING		STEAM		SAILING		STEAM AND SAILING				
vs. tons	vs. tons	vs.	tons	vs.	tons	vs.	tons	vs.	tons	vs.	tons	vs.	tons	vs.	tons	vs.	tons			
MADRAS—concluded																				
CANNANORE—																				
1926-27																				
1927-28																				
1928-29																				
1929-30																				
1930-31																				
TELLICHERRY—																				
1926-27																				
3	11,018	2	5,053	5	17,566	5	17,566	1927-28		
4	15,860	1	3,111	5	18,471	5	18,471	1928-29		
7	20,164	7	20,164	7	20,164	1929-30		
6	20,078	1	3,199	7	23,277	7	23,277	1930-31		
2	7,567	1	4,236	3	11,803	3	11,803			
KASARAGOD—																				
1926-27																				
1927-28																				
1928-29																				
1929-30																				
1930-31																				
KCALICUT—																				
1926-27																				
13	43,490	1	3,139	23	3,045	4	14,832	69	10,560	18	61,461	92	13,645	110	75,106	1927-28
16	55,771	6	629	12	1,670	4	10,037	61	9,217	20	71,808	79	11,616	99	83,424	1928-29
17	42,609	23	2,366	15	1,881	7	21,744	45	6,544	24	64,353	83	10,701	107	75,144	1929-30
16	47,673	18	1,556	17	2,128	9	29,415	41	6,161	25	77,088	70	9,836	101	86,023	1930-31
13	38,029	1	119	24	2,849	15	52,437	40	5,690	29	90,585	64	8,530	93	99,124	
BADAGARI—																				
1926-27																				
1927-28																				
1928-29																				
1929-30																				
1930-31																				
PONANI—																				
1926-27																				
1927-28																				
1928-29																				
1929-30																				
1930-31																				
COCHIN—																				
1926-27																				
40	137,180	3	565	1	3,028	9	990	41	140,208	12	1,555	53	141,763	1927-28
35	108,090	3	264	3	9,199	13	703	38	117,298	10	967	54	118,265	1928-29
13	131,268	1	298	5	429	5	18,103	9	309	49	149,669	14	738	63	150,407	1929-30
41	124,719	1	64	1	3,126	10	362	42	127,845	11	420	53	128,271	1930-31
44	140,228	5	622	2	6,184	11	300	46	146,412	16	1,012	62	147,424	
392	102,980	392	102,980	392	102,980	
402	105,458	402	105,458	402	105,458	
388	101,870	388	101,870	388	101,870	
374	111,262	374	111,262	374	111,262	
370	139,490	370	139,490	370	139,490	
TOTAL OF SUBORDINATE PORTS—																				
1926-27																				
700	1,000,978	8	1,010	1	3,139	245	21,854	58	215,670	239	24,464	759	1,228,087	402	47,337	1,251	1,276,024	1927-28
740	1,143,447	21	1,926	1	3,113	241	21,634	59	196,061	237	22,094	800	1,342,021	499	46,554	1,299	1,389,175	1928-29
690	918,472	29	3,031	2	3,411	118	15,718	64	227,890	244	21,952	766	1,229,282	471	40,701	1,227	1,269,983	1929-30
656	921,859	18	1,556	177	14,503	64	250,854	197	19,315	720	1,172,713	302	35,374	1,112	1,208,087	1930-31
641	950,244	3	348	2	4,878	161	15,711	80	323,900	162	15,397	723	1,278,922	326	31,456	1,049	1,310,378	
TOTAL OF ALL PORTS IN MADRAS—																				
1926-27																				
800	1,411,362	8	1,010	1	3,139	246	21,953	114	454,208	239	24,464	915	1,868,709	403	47,436	1,408	1,916,145	1927-28
821	1,506,876	21	1,926	2	4,577	241	21,634	135	513,564	238	23,093	961	2,025,917	500	46,653	1,461	2,071,670	1928-29
820	1,557,429	29	3,031	3	6,524	199	15,854	154	604,905	244	21,952	977	2,168,948	472	40,837	1,449	2,209,785	1929-30
833	1,605,707	18	1,556	177	14,503	179	759,076	197	19,315	1,012	2,364,783	392	35,374	1,404	2,400,157	1930-31
741	1,378,948	3	348	2	4,878	161	15,711	153	680,021	164	15,745	906	2,062,342	328	31,804	1,234	2,095,646	

BURMA

(961)

SHIPPING AT EACH PORT

No. 6—concluded

NUMBER and TONNAGE of STEAM and SAILING VESSELS, including their REPEATED VOYAGES and INDIA, in each Official Year

PORT AT WHICH ENTERED	ENTERED WITH CARGOES																			
	BRITISH				BRITISH INDIAN				FOREIGN				NATIVE CRAFT		TOTAL					
	STEAM		SAILING		STEAM		SAILING		STEAM		SAILING		SAILING		STEAM		SAILING		STEAM AND SAILING	
	VE.	TONS	VE.	TONS	VE.	TONS	VE.	TONS	VE.	TONS	VE.	TONS	VE.	TONS	VE.	TONS	VE.	TONS	VE.	TONS
BURMA—																				
RANGOON (CHIEF PORT)—																				
1926-27	188	606,794	8	24,826	94	271,211	235	9 02,881	235	902,831
1927-28	190	621,556	9	29,044	100	284,147	299	934,747	299	934,747
1928-29	205	677,163	13	38,610	111	326,237	329	1,042,010	329	1,042,010
1929-30	243	776,948	5	16,338	131	404,264	379	1,197,550	379	1,197,550
1930-31	174	643,208	8	24,048	1	297	139	373,181	321	1,040,437	1	297	322	1,040,734
AKYAB—																				
1926-27	1	3,190	1	3,890	2	7,080	2	7,080
1927-28
1928-29
1929-30	7	1,797	7	1,797	7	1,797
1930-31	2	2,805	2	2,805	2	2,805
BASSERIN—																				
1926-27
1927-28
1928-29
1929-30	2	5,185	2	5,185	2	5,185
1930-31	4	11,158	4	11,158	4	11,158
MERGU—																				
1926-27	2	179	2	179	2	179
1927-28
1928-29	17	16,853	1	76	17	16,853	1	76	18	16,929	
1929-30	19	19,399	1	13	19	19,399	1	13	20	19,412	
1930-31	27	26,901	15	879	27	26,901	15	879	42	27,780	
MOULMEIN—																				
1926-27	1	1,336	2	5,638	3	6,974	3	6,974
1927-28
1928-29	2	2,895	2	2,895	2	2,895	
1929-30	7	8,659	7	8,659	7	8,659	
1930-31	20	18,926	20	18,926	20	18,926	
TAVOY—																				
1926-27
1927-28	3	169	3	169	3	169
1928-29	1	322	3	279	1	322	3	279	4	601
1929-30	1	7	2	198	1	247	2	198	3	445
1930-31	15	1,328	15	1,328	15	1,328	
VICTORIA POINT—																				
1926-27	39	45,148	12	79	39	45,148	12	79	51	45,227	
1927-28	44	43,326	31	235	44	43,326	31	235	76	43,561	
1928-29	76	52,381	19	145	76	52,381	19	145	95	52,526	
1929-30	78	53,867	21	158	78	53,867	21	158	94	54,025	
1930-31	27	25,946	9	105	27	25,946	9	105	36	26,051	
TOTAL OF SUBORDINATE PORTS—																				
1926-27	41	49,674	3	9,528	14	258	44	59,202	14	258	58	59,460
1927-28	44	43,326	34	404	44	43,326	34	404	78	43,730	
1928-29	95	72,129	1	322	1	76	22	424	96	72,451	23	500	119	72,951
1929-30	99	81,925	7	1,797	3	5,432	24	369	102	87,357	31	2,166	133	89,523
1930-31	76	74,578	4	11,158	39	2,312	80	85,736	39	2,312	119	88,048
TOTAL OF ALL PORTS IN BURMA—																				
1926-27	224	656,468	8	24,826	97	280,739	14	258	329	902,033	14	258	343	902,291
1927-28	234	664,832	9	29,044	100	284,147	34	404	343	978,073	34	404	377	978,477
1928-29	300	749,292	18	38,610	112	326,559	1	76	22	424	425	1,114,461	23	500	448	1,114,961
1929-30	342	858,973	5	16,338	7	1,797	134	409,696	24	369	481	1,284,907	32	2,166	512	1,287,073
1930-31	250	717,786	8	24,048	1	297	143	384,339	39	2,312	401	1,126,173	40	2,609	441	1,128,782

SHIPPING AT EACH PORT

distinguishing their NATIONALITY, that ENTERED and CLEARED with CARGOES at each PORT in BRITISH from 1926-27 to 1930-31—concluded

CLEARED WITH CARGOES																		PORT FROM WHICH CLEARED		
BRITISH				BRITISH INDIAN				FOREIGN				NATIVE CRAFT		TOTAL						
STEAM		SAILING		STEAM		SAILING		STEAM		SAILING		SAILING		STEAM		SAILING			STEAM AND SAILING	
VS.	TONS	VS.	TONS	VS.	TONS	VS.	TONS	VS.	TONS	VS.	TONS	VS.	TONS	VS.	TONS	VS.	TONS	VS.	TONS	
281	941,895	6	13,436	15	4,067	159	471,011	446	1,426,342	15	4,067	461	1,480,409	BURMA— RANGOON (CHIEF PORT)— 1926-27
280	925,013	2	4,162	2	459	134	388,011	416	1,317,186	2	459	418	1,317,645	1927-28
318	1,014,212	1	149	118	322,895	481	1,337,107	1	149	432	1,337,256	1928-29
330	1,053,111	174	471,826	1	100	504	1,529,987	1	100	505	1,530,087	1929-30
270	970,320	206	514,549	476	1,484,879	476	1,484,879	1930-31
..	30	6,365	2	7,207	2	7,207	36	6,365	32	13,572	AKYAB— 1926-27
2	3,857	58	12,141	2	3,857	58	12,141	60	15,998	1927-28
2	4,672	64	15,424	2	156	2	4,672	66	15,580	68	20,252	1928-29
2	5,418	41	9,326	1	3,109	3	8,527	41	9,326	44	17,853	1929-30
1	3,785	40	9,057	4	14,783	1	86	5	18,518	41	9,143	46	27,661	1930-31
15	49,219	1	276	17	59,085	32	108,254	1	276	33	108,530	BASSOR— 1926-27
16	47,527	12	33,735	28	81,262	28	81,262	1927-28
30	68,630	4	7,870	34	76,500	34	76,500	1928-29
14	43,697	9	24,932	23	68,629	23	68,629	1929-30
6	17,201	14	39,384	20	56,585	20	56,585	1930-31
..	2	170	2	170	2	170	MARAW— 1926-27
..	5	65	5	65	5	65	1927-28
1	1,021	2	181	7	88	1	1,021	9	269	10	1,290	1928-29
..	12	720	12	720	12	720	1929-30
3	2,831	1	103	33	1,039	3	2,831	34	1,142	37	3,973	1930-31
..	2	390	4	12,672	4	12,672	2	390	6	13,062	MOULMEIN— 1926-27
2	3,068	1	195	2	3,483	4	6,551	1	195	5	6,746	1927-28
3	4,270	1	195	3	4,270	1	195	4	4,465	1928-29
..	1	195	1	195	1	195	1929-30
1	2,810	1	906	4	76	2	3,716	4	76	6	3,792	1930-31
..	3	258	3	258	3	258	TAVOY— 1926-27
..	5	439	5	439	5	439	1927-28
2	1,916	4	377	2	1,916	4	377	6	2,293	1928-29
..	2	181	2	181	2	181	1929-30
..	23	1,974	23	1,974	23	1,974	1930-31
46	50,220	29	247	46	50,220	29	247	75	50,467	VICTORIA POINT— 1926-27
46	43,956	49	377	46	43,956	49	377	95	44,333	1927-28
68	68,033	56	397	68	68,033	56	397	144	68,430	1928-29
99	79,793	39	320	99	79,793	39	320	138	80,113	1929-30
27	26,579	50	535	27	26,579	50	535	77	27,114	1930-31
61	99,439	33	7,031	23	78,914	34	675	34	178,358	67	7,706	151	186,059	TOTAL OF SUBORDI. NATE PORTS— 1926-27
66	98,408	59	12,836	14	37,218	59	881	20	135,626	118	13,217	198	148,843	1927-28
126	148,542	65	15,619	4	7,870	2	181	69	1,018	130	156,412	136	16,818	266	173,230	1928-29
115	123,908	42	9,521	10	28,041	53	1,221	125	156,949	95	10,742	220	167,691	1929-30
38	53,156	41	9,160	19	55,073	111	3,710	57	108,229	152	12,870	209	121,099	1930-31
342	1,041,334	6	13,436	48	11,098	182	549,925	34	675	530	1,604,695	82	11,778	612	1,616,468	TOTAL OF ALL PORTS IN BURMA— 1926-27
346	1,023,421	2	4,162	61	12,795	148	425,229	59	881	496	1,452,812	120	13,676	616	1,466,488	1927-28
444	1,162,754	66	15,768	117	380,735	2	181	69	1,018	561	1,498,519	137	16,967	698	1,510,486	1928-29
445	1,187,019	42	9,521	184	499,807	54	1,321	629	1,686,886	96	16,842	725	1,697,728	1929-30
308	1,023,486	41	9,160	225	569,922	111	3,710	533	1,593,108	152	12,870	635	1,605,978	1930-31

SHIPPING AT EACH PORT

Distinguishing their NATIONALITY, that ENTERED and CLEARED in BALLAST at each PORT in BRITISH m 1926-27 to 1930-1931

CLEARED IN BALLAST																PORT FROM WHICH CLEARED		
BRITISH		BRITISH INDIAN				FOREIGN				NATIVE CRAFT		TOTAL						
STEAM	SAILING	STEAM	SAILING	STEAM	SAILING	STEAM	SAILING	SAILING	STEAM	SAILING	STEAM AND SAILING							
tons	vs. tons	vs. tons	vs. tons	vs. tons	vs. tons	vs. tons	vs. tons	vs. tons	vs. tons	vs. tons	vs. tons	vs. tons	vs. tons	vs. tons	vs. tons			
103,524	21	70,469	50	178,993	50	178,993	BENGAL— CALCUTTA (CHIEF PORT)— 1926-27
124,898	19	67,054	57	191,052	57	191,052	1927-28
162,718	1	285	75,089	78	238,087	73	238,087	1928-29
127,264	53,493	52	180,762	52	180,762	1929-30
116,768	1	149	97,496	63	214,284	1	149	64	214,438	1930-31
..	2	4,975	2	4,975	2	4,975	CHITTAGONG— 1926-27
3,008	2	2,568	3	6,266	3	6,266	1927-28
7,060	2	7,060	2	7,060	1928-29
7,274	2	7,274	2	7,274	1929-30
14,096	4	14,096	4	14,096	1930-31
103,524	23	76,444	52	178,968	52	178,968	TOTAL OF ALL PORTS IN BENGAL— 1926-27
124,898	21	69,622	60	198,218	60	198,218	1927-28
162,718	1	285	75,089	75	245,147	75	245,147	1928-29
127,264	53,493	54	188,036	54	188,036	1929-30
116,768	1	149	97,496	67	228,380	1	149	68	228,529	1930-31
..	BIHAR AND ORISSA PORT— 1926-27
..	1927-28
..	1928-29
..	1929-30
..	1930-31
273,193	15	60,643	7	1,162	84	333,836	7	1,162	91	334,998	BOMBAY— BOMBAY (CHIEF PORT)— 1926-27
108,224	12	42,243	61	240,467	61	240,467	1927-28
210,042	11	43,692	1	250	70	253,734	1	250	71	253,984	1928-29
213,569	14	64,365	1	56	72	277,034	1	56	73	277,090	1929-30
151,073	26	96,680	3	323	65	217,762	3	323	68	218,085	1930-31
..	BHOACH— 1926-27
..	1927-28
..	1928-29
..	1929-30
..	1930-31
..	KARANJA— 1926-27
..	1927-28
..	1928-29
..	1929-30
..	1930-31
..	URAN— 1926-27
..	1927-28
..	1928-29
..	1929-30
..	1	85	1	85	1	85	1930-31

BOMBAY—SIND—MADRAS
SHIPPING AT EACH PORT

(965)

No. 7—continued

NUMBER and TONNAGE of STEAM and SAILING VESSELS, including their REPEATED VOYAGES to INDIA, in each Official Year

PORT AT WHICH ENTERED	ENTERED IN BALLAST																			
	BRITISH				BRITISH INDIAN				FOREIGN				NATIVE CRAFT		TOTAL					
	STEAM		SAILING		STEAM		SAILING		STEAM		SAILING		SAILING		STEAM		SAILING		STEAM AND SAILING	
	vs.	tons	vs.	tons	vs.	tons	vs.	tons	vs.	tons	vs.	tons	vs.	tons	vs.	tons	vs.	tons	vs.	tons
BOMBAY—continued																				
TOTAL OF SUBORDINATE PORTS—																				
1926-27
1927-28	4	565	4	565	4	..	56
1928-29
1929-30
1930-31
TOTAL OF ALL PORTS IN BOMBAY—																				
1926-27	25	84,366	8	39,658	3	631	38	124,024	3	631	36	124,65	
1927-28	31	92,417	7	24,872	4	565	88	117,289	4	565	42	117,85	
1928-29	36	145,080	9	26,160	45	171,240	45	171,24	
1929-30	23	57,411	7	40,218	30	97,629	30	97,62	
1930-31	18	83,753	11	52,044	29	135,797	29	135,79	
SIND—																				
KARACHI (CHIEF PORT)—																				
1926-27	13	37,549	5	12,527	4	14,580	14	1,064	22	64,656	14	1,064	36	65,72
1927-28	25	74,890	5	13,251	6	25,218	56	5,935	36	113,359	56	5,935	92	119,29
1928-29	33	95,006	13	35,523	7	26,365	77	7,138	53	156,699	77	7,138	130	164,03
1929-30	12	34,463	8	22,877	9	36,722	45	4,150	29	94,062	45	4,150	74	98,21
1930-31	13	40,010	6	15,158	5	14,046	107	10,558	24	69,214	107	10,558	131	79,77
MADRAS—																				
FORT SAINT GEORGE (CHIEF PORT)—																				
1926-27	24	31,068	11	46,212	2	151	35	127,280	2	151	37	127,43	
1927-28	8	31,294	1	174	11	34,352	19	65,646	1	174	20	65,82	
1928-29	12	42,790	1	94	14	51,779	26	94,569	1	94	27	94,66	
1929-30	6	20,439	2	146	1	1,852	1	83	7	22,291	3	229	10	22,52
1930-31	5	17,752	1	4,949	6	26,795	1	174	12	49,496	1	174	13	49,67
GOPALPUR—																				
1926-27
1927-28
1928-29	1	1,230	1	1,230	1	1,230	..
1929-30
1930-31
VIZAGAPATAM—																				
1926-27	1	2,870	3	8,144	4	11,014	4	11,014	..
1927-28	3	12,049	2	4,522	5	16,571	5	16,571	..
1928-29	3	8,145	2	8,060	5	16,205	5	16,205	..
1929-30	2	4,430	5	20,171	7	26,604	7	26,604	..
1930-31	2	8,243	2	8,243	2	8,243	..
CALINGAPATAM—																				
1926-27
1927-28
1928-29
1929-30
1930-31
CHENNAI—																				
1926-27	1	3,708	1	3,708	1	3,708	..
1927-28
1928-29	1	3,255	1	2,946	2	6,201	2	6,201	..
1929-30	1	2,865	1	3,924	2	6,780	2	6,780	..
1930-31
COCHIN—																				
1926-27	2	6,326	4	459	4	830	2	6,326	8	1,230	10	8,115	..
1927-28	2	5,910	2	315	3	9,454	2	284	5	15,408	4	590	9	16,00
1928-29	4	9,903	1	230	3	398	8	26,573	13	36,796	3	398	16	37,104	..
1929-30	3	13,563	1	290	4	13,821	7	27,839	1	290	8	27,079	..
1930-31	3	13,159	2	263	1	3,445	4	16,604	3	263	6	16,87	..

distinguishing their NATIONALITY, that ENTERED and CLEARED in BALLAST at each PORT in BRITISH from 1926-27 to 1930-31—continued

CLEARED IN BALLAST																	PORT FROM WHICH CLEARED			
BRITISH				BRITISH INDIAN				FOREIGN				NATIVE CRAFT		TOTAL						
STEAM		SAILING		STEAM		SAILING		STEAM		SAILING		SAILING		STEAM		SAILING		STEAM AND SAILING		
vs.	tons	vs.	tons	vs.	tons	vs.	tons	vs.	tons	vs.	tons	vs.	tons	vs.	tons	vs.	tons	vs.	tons	
..	BOMBAY—continued
..	TOTAL OF SUBORDINATE PORTS—
..	1926-27
..	1927-28
..	1928-29
..	1929-30
..	1930-31
69	272,193	15	60,643	7	1,102	84	338,836	7	1,162	91	334,998	TOTAL OF ALL PORTS IN BOMBAY—
49	198,224	12	42,243	61	240,407	61	240,467	1926-27
56	210,042	14	43,692	1	250	70	253,734	1	250	71	253,984	1927-28
58	213,569	14	64,365	1	56	72	277,934	1	56	73	277,990	1928-29
39	161,073	26	96,689	4	408	65	247,762	4	408	69	248,170	1929-30
..	1	85	1	85	1	85	1930-31
31	105,877	5	10,756	4	11,705	3	178	40	128,338	3	178	43	128,516	SIND—
21	65,412	3	7,736	8	28,609	8	824	32	101,757	8	824	40	102,581	KARACHI (CHIEF PORT)—
41	125,493	5	13,262	10	38,189	5	371	56	176,944	5	371	61	177,315	1926-27
47	159,214	7	24,578	2	114	54	183,792	2	114	56	183,903	1927-28
44	143,455	2	9,794	18*	73,017*	1	22	64	226,266	1	22	65	226,288	1928-29
..	1929-30
..	1930-31
19	52,618	1	152	2	3,529	1	112	21	56,147	2	264	23	56,411	MADRAS—
34	98,526	7	10,188	41	114,714	41	114,714	FORT SAINT GEORGE (CHIEF PORT)
32	94,575	1	1,899	8	22,909	41	121,388	41	121,388	1926-27
10	34,391	3	9,203	13	44,094	13	44,094	1927-28
17	53,570	1	119	2	6,910	2	193	19	60,480	3	312	22	60,792	1928-29
..	1929-30
..	1930-31
..	GOPALPUR—
..	1926-27
..	1927-28
..	1928-29
..	1929-30
..	1930-31
..	1	84	1	84	1	84	VIZAGAPATAM—
..	1926-27
..	1927-28
..	1928-29
..	1929-30
1	3,216	1	3,216	1	3,216	1930-31	
..	CALINGAPATAM—
..	1926-27
..	1927-28
..	1928-29
..	1929-30
..	1930-31
..	DIMLIPATAM—
..	1926-27
..	1927-28
..	1928-29
..	1929-30
..	1930-31
..	2	8,508	2	8,598	2	8,598	COCANADA—
..	2	8,009	2	8,009	2	8,009	1926-27
..	1	14	1	179	1	14	1	179	2	193	1927-28
1	3,460	1	3,924	2	7,384	2	7,384	1928-29
1	3,201	1	3,201	1	3,201	1929-30	
..	1930-31

* Subject to correction.

SHIPPING AT EACH PORT

No. 7—continued

NUMBER and TONNAGE of STEAM and SAILING VESSELS, including their REPEATED VOYAGES and INDIA, in each Official Year

PORT AT WHICH ENTERED	ENTERED IN BALLAST																			
	BRITISH				BRITISH INDIAN				FOREIGN				NATIVE CRAFT		TOTAL					
	STEAM		SAILING		STEAM		SAILING		STEAM		SAILING		SAILING		STEAM		SAILING		STEAM AND SAILING	
vs.	tons	vs.	tons	vs.	tons	vs.	tons	vs.	tons	vs.	tons	vs.	tons	vs.	tons	vs.	tons	vs.	tons	
MADRAS—continued																				
MASULIPATAM—																				
1926-27	148	10	1,049	11	1,197	11	1,197	
1927-28	207	13	1,535	14	1,742	14	1,742	
1928-29	770	9	975	13	1,745	13	1,745	
1929-30	256	33	3,050	35	3,306	35	3,306	
1930-31	1,345	29	3,494	37	4,829	37	4,829	
NIZAMPATNAM—																				
1926-27	
1927-28	1	97	1	87	1	87	
1928-29	
1929-30	514	4	313	8	827	8	827	
1930-31	105	3	278	4	383	4	383	
NAGAPUR—																				
1926-27	
1927-28	
1928-29	
1929-30	
1930-31	
COVELONG—																				
1926-27	
1927-28	
1928-29	
1929-30	
1930-31	
CUDDALORE—																				
1926-27	1	3,131	723	2	9,985	2	122	3	13,116	7	845	10	13,961	
1927-28	1	1,045	78	1	2,091	6	547	2	3,136	7	625	9	3,761	
1928-29	505	4	11,253	3	296	4	11,253	7	801	11	12,054	
1929-30	1	3,772	5	10,684	2	48	6	23,450	2	48	8	23,504	
1930-31	3	12,085	2	52	3	12,685	2	52	5	12,737	
PORTO NOVO—																				
1926-27	1	3,199	621	1	5,830	24	1,089	3	9,029	29	2,610	31	11,639	
1927-28	1	4,759	1,056	27	1,952	1	4,759	33	3,008	34	7,767	
1928-29	28	1,003	28	1,003	28	1,003	
1929-30	105	1	3,924	2	138	1	3,924	3	243	4	4,167	
1930-31	5	240	5	240	5	240	
TIRUMALAYARNAL—																				
1926-27	1	155	110	3	163	6	437	6	437	
1927-28	6	418	6	418	6	418	
1928-29	1,336	8	700	21	2,036	21	2,036	
1929-30	157	4	433	5	590	5	590	
1930-31	
NAGAPATAM—																				
1926-27	5	18,264	2	254	699	2	9,362	38	1,027	7	27,626	41	1,980	48	29,606	
1927-28	20	60,907	4	287	623	1	2,224	15	592	21	72,131	22	1,507	43	73,638	
1928-29	13	43,976	1	67	228	2	5,758	25	873	15	49,734	29	1,268	44	51,002	
1929-30	6	17,778	87	3	10,141	4	443	9	27,919	6	530	15	28,449	
1930-31	7	22,273	428	1	4,708	3	263	8	26,981	6	691	14	27,672	

distinguishing their NATIONALITY, that ENTERED and CLEARED in BALLAST at each PORT in BRITISH from 1926-27 to 1930-31—continued

CLEARED IN BALLAST																		PORT FROM WHICH CLEARED		
BRITISH				BRITISH INDIAN				FOREIGN				NATIVE CRAFT		TOTAL						
STEAM		SAILING		STEAM		SAILING		STEAM		SAILING		SAILING		STEAM		SAILING			STEAM AND SAILING	
vs.	tons	vs.	tons	vs.	tons	vs.	tons	vs.	tons	vs.	tons	vs.	tons	vs.	tons	vs.	tons	vs.	tons	
MADRAS—continued																				
MASULIPATAN—																				
..	1	68	1	68	1	68	1926-27
..	1927-28
..	1928-29
..	1	78	2	57	3	185	3	135	1929-30
..	22	981	22	981	22	981	1930-31
NIZAMPATNAM—																				
..	1926-27
..	1927-28
..	1928-29
..	1	87	1	87	1	87	1929-30
..	1	105	1	105	1	105	1930-31
NARASAPUR—																				
..	1926-27
..	1927-28
..	1928-29
..	1929-30
..	1930-31
COVKLOK—																				
..	1926-27
..	1927-28
..	1928-29
..	1929-30
..	1	87	1	87	1	87	1930-31
CUDDALORE—																				
..	1926-27
2	2,910	1	112	2	52	2	2,010	3	164	5	3,074	1927-28
..	1928-29
..	1	39	1	39	1	39	1929-30
1	3,023	1	4,952	1	32	2	7,875	1	32	3	7,907	1930-31
PORTO NOVO—																				
1	3,651	1	3,651	1	3,651	1926-27
..	1	39	1	39	1	39	1927-28
..	1	46	1	46	1	46	1928-29
..	1929-30
..	3	91	3	91	3	91	1930-31
TIRUMALAYASAI—																				
..	1926-27
..	1927-28
..	1928-29
..	1929-30
..	1930-31
NEGAPATAN—																				
4	17,038	4	17,038	4	17,038	1926-27
1	1,045	1	1,045	1	1,045	1927-28
..	1	18	1	18	1	18	1928-29
15	44,274	1	132	15	44,274	1	132	16	44,406	1929-30
..	1	83	1	83	1	83	1930-31

SHIPPING AT EACH PORT

No. 7—continued

NUMBER and TONNAGE of STEAM and SAILING VESSELS, including their REPEATED VOYAGES ^a IN INDIA, in each Official Year.

PORT AT WHICH ENTERED	ENTERED IN BALLAST																			
	BRITISH				BRITISH INDIAN				FOREIGN				NATIVE CRAFT		TOTAL					
	STEAM		SAILING		STEAM		SAILING		STEAM		SAILING		SAILING		STEAM		SAILING		STEAM AND SAILING	
	vs.	tons	vs.	tons	vs.	tons	vs.	tons	vs.	tons	vs.	tons	vs.	tons	vs.	tons	vs.	tons	vs.	tons
MADRAS—continued																				
PAMPHAN—																				
1926-27	19	1,810	21	1,251	40	3,061	40	3,061
1927-28	14	1,351	10	504	24	1,855	24	1,855
1928-29	11	1,100	7	459	18	1,565	18	1,565
1929-30	2	754	11	721	4	155	2	754	15	876	17	1,630
1930-31	1	377	16	1,521	6	439	1	377	22	1,960	23	2,337
TONDI—																				
1926-27
1927-28	1	20	1	20	1	20
1928-29
1929-30	1	110	1	110	1	110
1930-31
THUCORIN—																				
1926-27	6	16,528	15	1,677	1	4,708	8	774	7	21,326	23	2,451	30	23,777
1927-28	3	3,962	13	1,739	6	752	3	3,962	19	2,401	22	6,463
1928-29	9	16,132	8	862	1	4,286	8	766	10	20,418	16	1,628	26	22,046
1929-30	4	7,469	10	1,384	1	4,283	8	737	5	11,751	18	2,171	23	13,922
1930-31	1	119	6	617	6	719	1	119	12	1,336	13	1,455
KAYALPATNAM—																				
1926-27
1927-28
1928-29
1929-30
1930-31
KULASSERHARAPATNAM—																				
1926-27
1927-28
1928-29
1929-30
1930-31
MANGALORE—																				
1926-27	1	81	3	518	7	1,056	11	1,655	11	1,655
1927-28	2	254	2	368	1	3,492	2	299	1	3,492	7	921	8	4,413
1928-29	3	7,218	1	99	2	374	3	7,218	3	473	6	7,691
1929-30	4	705	1	3,359	1	3,859	4	705	5	4,064
1930-31	1	3,184	1	225	6	726	2	244	1	3,184	9	1,196	10	4,379
MALPE—																				
1926-27	1	148	2	300	3	443	3	443
1927-28	4	422	1	188	5	610	5	610
1928-29	1	179	1	179	1	179
1929-30	8	366	2	300	5	666	5	666
1930-31	1	119	1	110	1	110

distinguishing their NATIONALITY, that ENTERED and CLEARED in BALLAST at each PORT in BRITISH from 1926-27 to 1930-31—continued

CLEARED IN BALLAST																PORT FROM WHICH CLEARED					
BRITISH		BRITISH INDIAN				FOREIGN				NATIVE CRAFT		TOTAL									
STEAM	SAILING	STEAM	SAILING	STEAM	SAILING	STEAM	SAILING	SAILING	STEAM	SAILING	STEAM AND SAILING	STEAM	SAILING	STEAM AND SAILING							
vs.	tons	vs.	tons	vs.	tons	vs.	tons	vs.	tons	vs.	tons	vs.	tons	vs.	tons						
																MADRAS—continued					
																PAMBAN—					
..	1	86	6	151	7	237	7	237	1926-27	
..	3	502	3	98	0	600	0	600	1927-28	
1	262	2	209	4	463	1	262	6	672	7	934	1928-29	
..	2	268	6	274	8	512	8	512	1929-30	
2	754	2	356	1	33	2	754	3	389	5	1,143	1930-31	
																TONDI—					
..	2	307	1	99	3	406	3	406	1926-27	
..	..	1	609	1	74	2	773	2	773	1927-28	
..	2	823	2	823	2	823	1928-29	
..	2	268	2	263	2	268	1929-30	
..	1930-31	
																TUTICORIN—					
6	19,536	2	4,496	1	17	8	24,032	1	17	9	24,049	1926-27	
4	10,291	2	4,330	6	14,621	6	14,621	1927-28	
10	20,285	1	5,313	11	25,598	11	25,598	1928-29	
3	3,354	1	3,768	4	7,122	4	7,122	1929-30	
9	28,311	9	28,311	9	28,311	1930-31	
																KAYALPATNAM—					
..	1926-27	
..	1927-28	
..	1928-29	
..	1929-30	
..	1930-31	
																KULASSUABAPATNAM—					
..	1	104	1	104	1	104	1926-27	
..	1927-28	
..	1928-29	
..	1	54	1	54	1	54	1929-30	
..	1930-31	
																MANGALORE—					
..	1	82	1	82	1	82	1926-27	
..	1927-28	
1	119	1	119	1	119	1	119	1928-29
..	1929-30	
..	1	119	1	160	1	119	1	160	2	279	1930-31	
																MALPE—					
..	1926-27	
..	1927-28	
..	1928-29	
..	1929-30	
..	1930-31	

MADRAS
SHIPPING AT EACH PORT

(973)

No. 7—continued

NUMBER and TONNAGE of STEAM and SAILING VESSELS, including their REPEATED VOYAGES and INDIA, in each Official Year

PORT AT WHICH ENTERED	ENTERED IN BALLAST																				
	BRITISH				BRITISH INDIAN				FOREIGN				NATIVE CRAFT		TOTAL						
	STEAM		SAILING		STEAM		SAILING		STEAM		SAILING		SAILING		STEAM		SAILING		STEAM AND SAILING		
	vs.	tons	vs.	tons	vs.	tons	vs.	tons	vs.	tons	vs.	tons	vs.	tons	vs.	tons	vs.	tons	vs.	tons	
MADRAS—concluded																					
CANNANORE—																					
1926-27	
1927-28	
1928-29	
1929-30	
1930-31	
TRILIONHERRY—																					
1926-27	1	3,864	1	3,864	1	3,864	..	
1927-28	1	3,043	1	3,043	1	3,043	..	
1928-29	
1929-30	
1930-31	
GALICUT—																					
1926-27	17	2,107	1	6,415	17	2,564	1	5,415	34	4,671	35	10,086	
1927-28	2	6,433	5	649	8	1,090	2	9,727	14	2,027	4	16,160	27	3,766	31	19,926	
1928-29	4	11,158	7	732	2	244	6	1,216	4	11,158	15	2,192	19	13,350	
1929-30	2	7,814	3	360	1	2,630	10	1,263	1	2,533	7	911	4	12,977	20	2,534	24	15,511	
1930-31	1	119	4	704	4	541	1	119	8	1,245	9	1,364	
PONANI—																					
1926-27	7	846	3	358	10	1,204	10	1,204	
1927-28	9	1,149	9	1,149	9	1,149	
1928-29	
1929-30	
1930-31	
COCHIN—																					
1926-27	3	12,853	1	217	5	541	3	12,853	6	758	9	13,611	
1927-28	1	58	1	3,421	3	276	1	3,421	4	334	5	3,755	
1928-29	1	531	2	146	1	112	1	531	3	258	4	789	
1929-30	3	3,092	1	152	1	78	3	3,092	2	230	5	3,322	
1930-31	2	4,272	1	334	2	4,272	1	34	3	4,306	
DHANUSHKODI—																					
1926-27	10	2,622	10	2,622	10	2,622	
1927-28	11	2,888	11	2,888	11	2,888	
1928-29	10	2,620	10	2,620	10	2,620	
1929-30	11	2,997	11	2,997	11	2,997	
1930-31	1	377	1	377	1	377	
GOONDAFOOR—																					
1926-27	
1927-28	1	171	1	171	1	171
1928-29	
1929-30	
1930-31	
TOTAL OF SUBORDINATE PORTS—																					
1926-27	30	70,157	4	490	174	16,544	11	47,242	154	12,980	41	117,399	332	30,014	373	147,413	
1927-28	44	110,035	12	1,226	167	14,926	11	34,931	125	10,635	55	144,066	304	26,787	359	171,753	
1928-29	48	102,938	8	799	1	230	144	10,799	19	60,106	117	8,888	68	163,274	269	20,486	337	183,760	
1929-30	35	66,541	3	360	1	2,630	118	10,239	22	31,840	88	7,766	53	151,011	209	18,365	267	169,376	
1930-31	17	43,890	1	225	103	10,020	7	29,031	65	6,595	24	72,961	169	16,840	193	89,801	
TOTAL OF ALL PORTS IN MADRAS—																					
1926-27	54	151,225	4	490	174	16,544	22	93,454	156	13,131	76	244,079	334	30,165	410	274,644	
1927-28	52	141,329	12	1,226	168	15,100	23	69,233	125	10,635	74	210,612	305	26,901	379	237,573	
1928-29	60	145,728	8	799	1	230	145	10,593	33	111,835	117	8,888	94	257,843	270	20,580	364	278,423	
1929-30	41	66,930	3	360	1	2,630	120	10,335	23	33,672	89	7,849	65	173,302	212	18,594	277	191,896	
1930-31	22	61,632	1	225	1	4,949	103	10,020	13	55,376	66	6,769	36	122,457	170	17,014	206	139,471	

distinguishing their NATIONALITY, that ENTERED and CLEARED in BALLAST at each PORT in BRITISH from 1926-27 to 1930-31—continued

CLEARED IN BALLAST																PORT FROM WHICH CLEARED				
BRITISH		BRITISH INDIAN				FOREIGN				NATIVE CRAFT		TOTAL								
STEAM		SAILING		STEAM		SAILING		STEAM		SAILING		STEAM		SAILING			STEAM AND SAILING			
vs.	tons	vs.	tons	vs.	tons	vs.	tons	vs.	tons	vs.	tons	vs.	tons	vs.	tons		vs.	tons		
1	3,208	1	3,208	1	3,208	MADRAS—concluded		
..	CANNANORE—		
..	1926-27		
1	3,334	1	3,334	1	3,334	1927-28		
..	1	2,211	1	2,211	1	2,211	1928-29		
..	1929-30		
..	1930-31		
..	TELICHERRY—		
2	7,076	2	7,076	2	7,076	1926-27		
..	1927-28		
..	1928-29		
..	1929-30		
..	1930-31		
..	CALCUT—		
..	1926-27		
4	10,592	3	230	4	10,592	3	230	7	10,822	1927-28
2	8,089	2	8,089	2	8,089	2	8,089	1928-29
..	2	260	2	260	2	260	1929-30
..	1930-31	
..	PONANI—	
..	1926-27	
..	1927-28	
..	1928-29	
1	528	1	528	1	528	..	1929-30	
..	1930-31	
2	7,976	1	142	2	7,976	1	142	3	8,118	COCHIN—
2	6,443	2	6,558	4	12,996	4	12,996	1926-27
3	10,842	2	7,904	5	18,746	5	18,746	1927-28
5	14,689	2	3,878	7	23,367	7	23,367	1928-29
4	11,353	1	11	2	6,011	1	62	6	17,364	2	63	8	17,427	1929-30
..	1930-31	
3	790	3	790	3	790	..	DHANUSKODI—	
1	262	1	262	1	262	..	1926-27	
2	528	2	528	2	528	..	1927-28	
..	1928-29	
..	1929-30	
..	1930-31	
..	COONDAPOOR—	
..	1926-27	
..	1927-28	
..	1928-29	
..	1929-30	
..	1930-31	
14	51,409	7	699	4	13,094	12	588	18	64,503	19	1,237	37	65,790	TOTAL OF SUBORDI-NATE PORTS—
14	23,555	1	699	7	866	6	18,892	6	189	20	47,447	14	1,754	34	49,201	1926-27
20	42,362	11	1,857	4	13,231	11	1,008	24	55,593	22	2,865	46	58,458	1927-28
29	77,723	8	850	4	16,370	10	424	33	94,098	18	1,274	51	95,372	1928-29
19	59,386	1	11	4	8,341	6	804	1	4,852	37	1,980	24	63,579	44	2,795	68	66,374	1929-30
..	1930-31
33	104,027	8	851	6	16,623	18	700	39	120,650	21	1,551	60	122,201	TOTAL OF ALL PORTS IN MADRAS—
43	127,081	1	699	7	866	13	35,060	6	189	61	162,161	14	1,754	75	163,915	1926-27
52	138,937	1	1,899	11	1,857	12	36,140	11	1,008	65	176,976	22	2,835	87	179,841	1927-28
39	112,619	8	850	7	25,573	10	424	46	138,192	18	1,274	64	139,466	1928-29
36	103,956	2	130	4	8,341	6	804	3	11,762	39	2,173	43	124,059	47	3,107	90	127,166	1929-30
..	1930-31

* Subject to correction

SHIPPING AT EACH PORT

No. 7—concluded

NUMBER and TONNAGE of STEAM and SAILING VESSELS, including their REPEATED VOYAGES and INDIA, in each Official Year

PORT AT WHICH ENTERED	ENTERED IN BALLAST																			
	BRITISH				BRITISH INDIAN				FOREIGN				NATIVE CRAFT		TOTAL					
	STEAM		SAILING		STEAM		SAILING		STEAM		SAILING		SAILING		STEAM		SAILING		STEAM AND SAILING	
	vs.	tons	vs.	tons	vs.	tons	vs.	tons	vs.	tons	vs.	tons	vs.	tons	vs.	tons	vs.	tons	vs.	tons
BURMA—																				
RANGOON (CHIEF PORT)—																				
1926-27	44	136,627	1	1,464	4	1,111	48	152,913	93	201,004	4	1,111	97	202,115
1927-28	26	76,728	2	5,687	25	74,094	53	157,109	53	157,109
1928-29	33	95,898	25	44,301	58	140,199	58	140,199
1929-30	39	115,600	64	185,020	103	250,710	103	250,710
1930-31	39	111,857	62	134,059	101	245,916	101	245,916
AKYAB—																				
1926-27	4	9,109	20	4,654	1	4,798	5	13,907	20	4,654	25	18,561
1927-28	1	3,307	3	7,935	24	4,666	4	11,242	24	4,666	28	15,908
1928-29	5	10,786	1	1,464	43	10,436	1	1,293	1	35	7	13,533	44	10,471	51	24,004
1929-30	4	14,029	2	4,502	21	5,119	6	18,531	21	5,119	27	23,650
1930-31	4	11,872	21	4,916	5	15,935	9	27,807	21	4,916	30	32,723
BASSEIN—																				
1926-27	13	43,407	2	474	4	12,186	17	55,593	2	474	19	56,067
1927-28	3	9,292	3	9,292	3	9,292
1928-29	18	58,238	1	1,859	19	60,097	19	60,097
1929-30	5	15,498	5	14,533	10	30,031	10	30,031
1930-31	7	20,834	8	24,037	15	44,871	15	44,871
KYAUKPYU—																				
1926-27
1927-28
1928-29
1929-30
1930-31	9	29,799	9	29,799	9	29,799
MERGUT—																				
1926-27
1927-28
1928-29	2	5,757	3	30	2	5,757	3	30	5	5,787
1929-30	1	103	1	103	1	103
1930-31	1	103	14	256	15	359	15	359
MOULMEIN—																				
1926-27	10	30,638	4	10,472	5	1,154	7	20,090	21	61,200	5	1,154	28	62,354
1927-28	15	42,426	1	2,211	1	180	4	11,056	20	55,698	1	180	21	55,873
1928-29	15	44,845	5	1,246	15	44,845	5	1,246	20	46,091
1929-30	11	29,706	3	785	4	11,677	15	41,383	3	785	18	42,168
1930-31	9	29,799	1	196	9	26,844	18	56,643	1	196	19	56,839
TAVOY—																				
1926-27
1927-28
1928-29
1929-30
1930-31	6	514	6	514	6	514
VICTORIA POINT—																				
1926-27	15	162	15	162	15	162
1927-28	15	152	15	152	15	152
1928-29	20	186	20	186	20	186
1929-30	11	111	11	111	11	111
1930-31	18	281	18	281	18	281
TOTAL OF SUBORDINATE PORTS—																				
1926-27	27	83,154	4	10,472	27	6,282	12	37,074	15	162	48	130,700	42	6,444	85	137,144
1927-28	19	55,025	4	10,146	25	4,846	4	11,056	15	152	27	76,227	40	4,098	67	81,225
1928-29	40	119,626	1	1,464	48	11,682	2	3,142	24	251	48	124,232	72	11,938	115	136,165
1929-30	20	59,233	2	4,502	24	5,904	9	26,260	12	214	31	89,995	36	6,118	67	96,113
1930-31	20	62,505	23	5,215	22	66,816	38	1,051	42	129,321	61	6,266	103	135,587
TOTAL OF ALL PORTS IN BURMA—																				
1926-27	71	219,781	5	11,935	31	7,393	60	189,987	15	162	136	421,704	46	7,555	132	429,259
1927-28	45	131,753	6	15,333	25	4,846	29	85,750	15	152	80	233,336	40	4,098	120	238,334
1928-29	73	215,524	1	1,464	48	11,682	27	47,443	24	251	101	264,431	72	11,938	173	276,364
1929-30	59	174,923	2	4,502	24	5,904	73	161,230	12	214	134	340,705	36	6,118	170	346,823
1930-31	59	174,362	23	5,215	84	200,375	38	1,051	143	375,237	61	6,266	204	381,503

distinguishing their NATIONALITY, that ENTERED and CLEARED in BALLAST at each PORT in BRITISH from 1926-27 to 1930-31—concluded

CLEARED IN BALLAST																	PORT FROM WHICH CLEARED			
BRITISH				BRITISH INDIAN				FOREIGN				NATIVE CRAFT		TOTAL						
STEAM		SAILING		STEAM		SAILING		STEAM		SAILING		SAILING		STEAM		SAILING		STEAM AND SAILING		
vs.	tons	vs.	tons	vs.	tons	vs.	tons	vs.	tons	vs.	tons	vs.	tons	vs.	tons	vs.	tons	vs.	tons	
BURMA—																				
RANGOON (CHIEF PORT)—																				
6	21,023	2	17,921	8	38,944	8	38,944	1926-27
12	41,167	8	10,230	2	18,409	17	64,806	17	64,806	1927-28
8	34,458	1	3,817	1	1,330	10	39,505	10	39,505	1928-29
13	61,553	8	10,326	6	16,674	22	88,553	22	88,553	1929-30
12	37,520	3	4,746	15	42,266	15	42,266	1930-31
AKYAB—																				
..	1926-27
1	3,240	1	3,240	1	3,240	1927-28
..	1928-29
..	1929-30
..	1930-31
BASSERIN—																				
..	1926-27
..	1927-28
..	1928-29
..	1929-30
..	1930-31
KYAUKPYU—																				
..	1926-27
..	1927-28
..	1928-29
..	1929-30
..	1930-31
MERSA—																				
..	1926-27
..	1927-28
..	1928-29
..	1929-30
..	1930-31
MOULMEIN—																				
..	1	3,111	1	3,111	1	3,111	1926-27
..	1927-28
..	1928-29
..	1929-30
..	1930-31
TAVOY—																				
..	1926-27
..	1927-28
..	1	322	1	322	1	322	1928-29
..	1929-30
..	1930-31
VICTORIA POINT																				
..	1	10	1	10	1	10	1926-27
..	2	12	2	12	2	12	1927-28
..	2	24	2	24	2	24	1928-29
..	2	18	2	18	2	18	1929-30
..	1930-31
TOTAL OF SUBORDINATE PORTS—																				
..	1	10	1	10	1	10	1926-27
1	3,240	1	3,111	2	12	2	6,351	2	12	4	6,363	1927-28
..	1	322	2	24	1	322	2	24	3	346	1928-29
..	2	18	2	18	2	18	1929-30
..	1930-31
TOTAL OF ALL PORTS IN BURMA—																				
6	21,023	2	17,921	1	10	8	38,944	1	10	9	38,954	1926-27
13	44,407	3	10,230	8	16,520	2	12	19	71,157	2	12	21	71,169	1927-28
8	34,458	1	3,817	2	1,552	2	24	11	39,327	2	24	13	39,351	1928-29
13	61,553	8	10,326	6	16,674	2	18	22	88,553	2	18	24	88,571	1929-30
12	37,520	3	4,746	15	42,266	15	42,266	1930-31

AND NATIONALITY OF VESSELS

that ENTERED and CLEARED with CARGOES from and to each COUNTRY at PORTS in BRITISH INDIA,
Trade with each country, in the Official Year 1930-31

NATIONALITY												COUNTRIES WHERE ENTERED AND TO WHICH CLEARED
DANISH				DUTCH				GERMAN				
Entered		Cleared		Entered		Cleared		Entered		Cleared		
vessels	tons	vessels	tons	vessels	tons	vessels	tons	vessels	tons	vessels	tons	
..	1	4,583	2	5,475	7	27,169	UNITED KINGDOM AND BRITISH POSSESSIONS—
..	Steam } UNITED KINGDOM
..	Sailing } CHANNEL ISLANDS
..	Steam } GIBRALTAR
..	Steam } MALTA AND GOZO
..	1	3,849	1	4,996	Steam } ADEN AND DEPENDENCIES
..	Sailing } BAHRAIN ISLANDS
..	Steam } MALDIVES
..	Sailing } CEYLON
..	1	4,902	2	6,646	Steam } STRAITS SETTLEMENTS (INCLUDING LABUAN)
1	1,725	2	6,769	Sailing } FEDERATED MALAY STATES
..	Steam } BRITISH BORNEO
..	Steam } HONGKONG
..	Steam } GOLD COAST
..	Steam } NIGERIA
..	..	1	1,725	Steam } CAPT OF GOOD HOPE
..	Sailing } NAVAL
..	Steam } MAURITIUS AND DEPENDENCIES (INCLUDING SEYCHELLES)
..	Steam } KENYA COLONY (INCLUDING ZAMBAR AND PEMBA)
..	..	1	1,166	Sailing } TANGANYIKA TERRITORY
..	Steam } SOMALILAND
..	Steam } ANGLO-EGYPTIAN SUDAN
..	Steam } CANADA
..	Steam } BRITISH WEST INDIA ISLANDS
..	Steam } BRITISH GUIANA
1	1,166	1	1,501	Steam } AUSTRALIAN COMMONWEALTH
..	Sailing } TERRITORY OF PAPUA (BE: NEW GUINEA)
..	Steam } NEW ZEALAND
..	Steam } FIJI ISLANDS
2	2,891	2	2,891	4	12,803	2	5,475	2	8,751	10	38,811	Steam } TOTAL UNITED KINGDOM AND BRITISH POSSESSIONS
..	Sailing } ..
2	2,891	2	2,891	4	12,803	2	5,475	2	8,751	10	38,811	Total } ..
..	1	3,400	FOREIGN COUNTRIES—
..	1	3,400	Steam } RUSSIA
..	Steam } GEORGIA
..	Steam } SWEDEN
..	Steam } NORWAY
..	..	1	3,163	Steam } DENMARK
..	30	121,731	27	103,181	108	461,914	106	467,588	Steam } POLAND
..	Steam } GERMANY
..	Sailing } ..
..	20	88,580	9	39,326	5	20,294	Steam } NETHERLANDS
..	2	7,356	1	4,211	6	23,784	3	11,638	Steam } BELGIUM
..	..	1	3,163	12	53,477	Steam } FRANCE
..	Sailing } ..
..	Steam } SPAIN
..	Steam } PORTUGAL
..	Steam } AZORES
..	5	22,734	Steam } ITALY
..	Steam } FIUME
..	Steam } AUSTRIA
..	Steam } HUNGARY
..	Steam } ROMANIA
..	Steam } GREECE
..	Steam } TURKEY EUROPEAN
..	Steam } ..
..	Sailing } TURKEY, ASIATIC

GENERAL TABLES
SHIPPING

(979)

No. 8—continued

TRADE WITH EACH COUNTRY

NUMBER and TONNAGE of STEAM and SAILING VESSELS, including their REPEATED VOYAGES, that distinguishing the NATIONALITY of the vessels employed in the

COUNTRIES WHENCE ENTERED AND TO WHICH CLEARED		NATIONALITY							
		BRITISH (OTHER THAN BRITISH INDIAN)				BRITISH INDIAN (OTHER THAN NATIVE CRAFT)			
		Entered		Cleared		Entered		Cleared	
		vessels	tons	vessels	tons	vessels	tons	vessels	tons
FOREIGN COUNTRIES—continued									
MASKAT TERRITORY AND TRUCIAL OMAN	{ Steam
	{ Sailing
OTHER NATIVE STATES IN ARABIA	{ Steam	11	30,253	9	25,260	2	4,640	15	38,977
	{ Sailing
IRAQ	{ Steam	112	217,499	105	205,168
	{ Sailing
PERSIA	{ Steam	55	173,586	21	70,705	8	24,048
	{ Sailing
HANJAM ISLAND	{ Steam
	{ Sailing
SUMATRA	{ Steam	3	8,998	6	20,154
	{ Sailing
JAVA	{ Steam	85	293,793	32	107,024
	{ Sailing
BORNEO (DUTCH)	{ Steam	6	14,495	1	2,720
	{ Sailing
CEREBES AND OTHER ISLANDS	{ Steam	6	21,277
	{ Sailing
SIAM	{ Steam	3	10,309
	{ Sailing
INDO-CHINA (INCLUDING COCHIN-CHINA, ETC.)	{ Steam	1	3,543
	{ Sailing
PHILIPPINES	{ Steam	2	5,051
	{ Sailing
FORMOSA	{ Steam	26	74,206	33	95,197
	{ Sailing
CHINA (EXCLUSIVE OF HONGKONG AND MACAO)	{ Steam
	{ Sailing
KOREA	{ Steam
	{ Sailing
JAPAN	{ Steam	74	333,241	79	343,405
	{ Sailing
EGYPT	{ Steam	5	12,503	2	5,833
	{ Sailing
TUNIS	{ Steam
	{ Sailing
ALGERIA	{ Steam
	{ Sailing
FRENCH WEST AFRICA	{ Steam
	{ Sailing
PORTUGUESE EAST AFRICA	{ Steam	1	2,224	2	4,062
	{ Sailing
MADAGASCAR	{ Steam
	{ Sailing
REUNION	{ Steam
	{ Sailing
GERMAN EAST AFRICA	{ Steam
	{ Sailing
ITALIAN EAST AFRICA (ERITREA AND SOMALILAND)	{ Steam	18	51,230
	{ Sailing
FRENCH SOMALILAND	{ Steam	2	5,517
	{ Sailing
UNITED STATES OF AMERICA	{ Steam	73	270,797	100	365,221
	{ Sailing
CUBA	{ Steam	15	46,586
	{ Sailing
PORTO RICO	{ Steam
	{ Sailing
WEST INDIES (FRENCH)	{ Steam
	{ Sailing
MEXICO	{ Steam
	{ Sailing
BRAZIL	{ Steam	1	3,158
	{ Sailing
COSTA RICA	{ Steam
	{ Sailing
URUGUAY	{ Steam
	{ Sailing
COLOMBIA	{ Steam
	{ Sailing
ARGENTINE REPUBLIC	{ Steam	14	49,078
	{ Sailing	2	5,323
CHILE	{ Steam
	{ Sailing
PERU	{ Steam
	{ Sailing
EQUADOR	{ Steam	3	9,465
	{ Sailing
OTHER ISLANDS IN THE PACIFIC	{ Steam	1	3,455
	{ Sailing
TOTAL FOREIGN COUNTRIES		534	1,723,145	523	1,733,353	10	28,697	15	38,977
	Total	534	1,723,145	523	1,733,353	10	28,697	15	38,977
TOTAL UNITED KINGDOM, BRITISH POSSESSIONS AND FOREIGN COUNTRIES		1,799	5,209,083	1,724	5,083,122	14	41,243	20	51,331
	Total	1,800	5,209,769	1,727	5,083,470	66	46,625	222	76,202

AND NATIONALITY OF VESSELS

ENTERED and CLEARED with CARGOES from and to each COUNTRY at PORTS in BRITISH INDIA,
Trade with each country, in the Official Year 1930-31—continued

NATIONALITY												COUNTRIES WHENCE ENTERED AND TO WHICH CLEARED
DANISH				DUTCH				GERMAN				
Entered		Cleared		Entered		Cleared		Entered		Cleared		
vessels	tons	vessels	tons	vessels	tons	vessels	tons	vessels	tons	vessels	tons	
..	FOREIGN COUNTRIES—continued
..	Steam } MASKAT TERRITORY AND TRUCIAL
..	Sailing } OMAN
..	Steam } OTHER NATIVE STATES IN ARABIA
..	3	11,983	Sailing } IRAQ
..	1	8,289	1	2,737	Steam } PERSIA
..	Steam } HENJAM ISLAND
..	2	1,746	21	24,940	Steam } SUMATRA
..	Sailing }
..	26	90,634	49	107,841	7	23,623	Steam } JAVA
..	3	5,577	Steam } BORNEO (DUTCH)
..	2	8,519	1	3,097	Steam } CELEBES AND OTHER ISLANDS
2	6,326	Steam } SIAM
..	Steam } INDO-CHINA (INCLUDING COCHIN
..	CHINA, ETC.)
..	1	4,067	Steam } PHILIPPINES
..	1	3,106	Steam } FARMOSA
1	1,853	1	2,772	Steam } CHINA (EXCLUSIVE OF HONGKONG AND
..	MACAO)
..	Steam } KOREA
..	1	4,741	Steam } JAPAN
..	2	8,747	3	10,752	Steam } EGYPT
..	Steam } TUNIS
..	Steam } ALGERIA
..	Steam } FRENCH WEST AFRICA
..	Steam } PORTUGUESE EAST AFRICA
..	Sailing }
..	Steam } MADAGASCAR
..	Steam } REUNION
..	Steam } GERMAN EAST AFRICA
..	Steam } ITALIAN EAST AFRICA (ERITREA AND
..	SOMALILAND)
..	Steam } FRENCH SOMALILAND
..	Sailing }
..	3	14,342	3	12,681	1	1,434	Steam } UNITED STATES OF AMERICA
..	Steam } CUBA
..	Sailing }
..	Steam } PORTO RICO
..	Steam } WEST INDIES (FRENCH)
..	Steam } MEXICO
..	Steam } BRAZIL
..	Steam } COSTA RICA
..	Steam } URUGUAY
..	Steam } COLOMBIA
..	Steam } ARGENTINE REPUBLIC
..	Steam } CHILE
..	Sailing }
..	Steam } PERU
..	Steam } EQUADOR
..	Steam } OTHER ISLANDS IN THE PACIFIC
3	7,679	3	9,098	93	368,575	110	381,680	132	578,666	130	569,149	Steam } TOTAL FOREIGN COUNTRIES
..	Sailing }
3	7,679	3	9,098	95	368,575	110	381,680	132	578,666	130	569,149	Total }
5	10,570	5	11,969	99	381,378	112	387,155	134	582,817	140	607,960	Steam } TOTAL UNITED KINGDOM,
..	Sailing } BRITISH POSSESSIONS AND
5	10,570	5	11,969	99	381,378	112	387,155	134	582,817	140	607,960	Total } FOREIGN COUNTRIES

NUMBER and TONNAGE of STEAM and SAILING VESSELS, including their REPEATED VOYAGES, that distinguishing the NATIONALITY of the vessels employed in the Trade with

COUNTRIES WHENCE ENTERED AND TO WHICH CLEARED	NATIONALITY							
	FRENCH				BELGIAN			
	Entered		Cleared		Entered		Cleared	
	vessels	tons	vessels	tons	vessels	tons	vessels	tons
UNITED KINGDOM AND BRITISH POSSESSIONS—								
UNITED KINGDOM
CHANNEL ISLANDS
ADEN AND DEPENDENCIES
BAHRAIN ISLANDS
MALDIVES
CEYLON	1	4,402
STRAITS SETTLEMENTS (INCLUDING LABUAN)	1	4,283
FEDERATED MALAY STATES
BRITISH BORNEO	1	9,100
HONGKONG
CAPE OF GOOD HOPE
NATAL	1	3,161
MAURITIUS AND DEPENDENCIES (INCLUDING SEYCHELLES)
KENYA COLONY (INCLUDING ZANZIBAR AND PEMBA)
CANADA
GOLD COAST
BRITISH WEST INDIA ISLANDS
AUSTRALIAN COMMONWEALTH
NEW ZEALAND
Fiji Islands
TOTAL UNITED KINGDOM AND BRITISH POSSESSIONS	2	8,685	1	9,100	1	3,161
FOREIGN COUNTRIES—								
RUSSIA
GEORGIA
SWEDEN
NORWAY
DENMARK
POLAND
GERMANY
NETHERLANDS
BELGIUM
FRANCE	14	71,166	13	66,214
SPAIN
PORTUGAL
ITALY
PIEMONTE
AUSTRIA
HUNGARY
ROMANIA
GREECE
TURKEY, ASIATIC
SMYRNA
MARSAI TERRITORY AND TRUCIAL OMAN
IRAQ
PERSIA
SUMATRA
JAVA
BORNEO (DUTCH)
CELEBES AND OTHER ISLANDS
SIAM
INDO-CHINA (INCLUDING COCHIN-CHINA, ETC.)
PHILIPPINES	15	77,448	13	65,918
ALGERIA
CHINA (EXCLUSIVE OF HONGKONG AND MACAO)	1	4,206
JAPAN
EGYPT
TUNIS	1	2,571
PORTUGUESE EAST AFRICA
MADAGASCAR
REUNION
GERMAN EAST AFRICA
ITALIAN EAST AFRICA (ERITREA AND SOMALILAND)
FRENCH SOMALILAND
UNITED STATES OF AMERICA
CUBA
WEST INDIES (FRENCH)
ARGENTINE REPUBLIC
EQUADOR
TOTAL FOREIGN COUNTRIES	20	148,614	28	133,909
TOTAL UNITED KINGDOM AND BRITISH POSSESSIONS AND FOREIGN COUNTRIES	21	148,614	28	133,909
TOTAL	31	167,299	29	142,108	1	3,161
TOTAL	31	167,299	29	142,108	1	3,161

D NATIONALITY OF VESSELS

ENTERED and CLEARED with CARGOES from and to each COUNTRY at PORTS in BRITISH INDIA, country, in the Official Year 1930-31—continued

NATIONALITY								COUNTRIES WHENCE ENTERED AND TO WHICH CLEARED
ITALIAN				NORWEGIAN				
Entered		Cleared		Entered		Cleared		
vessels	tons	vessels	tons	vessels	tons	vessels	tons	
		1	3,191	3	4,831	3	6,764	Steam } UNITED KINGDOM AND BRITISH POSSESSIONS—
								Sailing } UNITED KINGDOM
1	3,147					1	3,492	Steam } CHANNEL ISLANDS
								Steam } ADEN AND DEPENDENCIES
								Steam } BAHRAIN ISLANDS
								Sailing } MALDIVES
		1	3,757	1	1,775	13	14,911	Steam } CEYLON
								Sailing } CEYLON
				33	25,000	33	25,113	Steam } STRAITS SETTLEMENTS (INCLUDING LABUAN)
								Sailing } STRAITS SETTLEMENTS (INCLUDING LABUAN)
				3	9,667			Steam } FEDERATED MALAY STATES
				1	1,779			Steam } BRITISH BORNEO
								Steam } HONGKONG
								Steam } CAPE OF GOOD HOPE
								Sailing } CAPE OF GOOD HOPE
								Steam } NATAL
								Steam } MAURITIUS AND DEPENDENCIES (INCLUDING REUNION)
						1	649	Steam } KENYA COLONY (INCLUDING ZANZIBAR AND PEMBA)
				1	1,869	1	1,673	Steam } CANADA
						1	1,139	Steam } GOLD COAST
								Steam } BRITISH WEST INDIA ISLANDS
								Steam } AUSTRALIAN COMMONWEALTH
								Steam } NEW ZEALAND
								Steam } FIJI ISLANDS
1	3,147	2	6,943	42	44,921	53	53,746	Steam } TOTAL UNITED KINGDOM AND BRITISH POSSESSIONS
								Sailing } TOTAL UNITED KINGDOM AND BRITISH POSSESSIONS
1	3,147	2	6,943	42	44,921	53	53,746	Total } TOTAL UNITED KINGDOM AND BRITISH POSSESSIONS
								Total } FOREIGN COUNTRIES—
2	6,443			7	37,248			Steam } RUSSIA
				1	4,339			Steam } GEORGIA
		1	2,587			2	6,984	Steam } SWEDEN
				12	42,686	8	27,352	Steam } NORWAY
								Steam } DENMARK
								Steam } POLAND
				3	8,627	2	6,154	Steam } GERMANY
								Sailing } GERMANY
								Steam } NETHERLANDS
						1	3,311	Steam } BELGIUM
10	39,608	12	47,762			1	1,869	Steam } FRANCE
								Steam } SPAIN
70	314,686							Steam } PORTUGAL
								Steam } ITALY
1	3,111	60	270,470					Steam } GREECE
								Steam } AUSTRIA
								Steam } HUNGARY
								Steam } ROMANIA
								Steam } GREECE
								Steam } TURKEY, ASIATIC
								Sailing } SMYRNA
								Steam } MASKAT TERRITORY AND TRUCIAL OMAN
								Steam } IRAQ
				3	10,772			Steam } PERSIA
						1	1,673	Steam } SUMATRA
13	61,307	12	47,763	3	5,944	2	6,310	Steam } JAVA
				3	9,804			Steam } BORNEO (DUTCH)
				1	4,307			Steam } CELEBES AND OTHER ISLANDS
						17	11,112	Steam } SIAM
								Sailing } SIAM
								Steam } INDO-CHINA (INCLUDING COCHIN-CHINA, ETC.)
								Steam } PHILIPPINES
								Steam } ALGERIA
5	25,154	6	29,984	3	4,496	10	19,603	Steam } CHINA (EXCLUSIVE OF HONGKONG AND MACAO)
								Steam } JAPAN
6	21,725	16	63,422					Sailing } JAPAN
								Steam } EGYPT
								Steam } TUNIS
						1	1,673	Steam } PORTUGUESE EAST AFRICA
								Steam } MADAGASCAR
								Steam } REUNION
								Steam } GERMAN EAST AFRICA
								Steam } ITALIAN EAST AFRICA (ERITREA AND SOMALILAND)
								Steam } FRENCH SOMALILAND
				4	13,480			Steam } UNITED STATES OF AMERICA
						1	1,869	Steam } CUBA
								Sailing } WEST INDIES (FRENCH)
								Steam } ARGENTINE REPUBLIC
								Sailing } ARGENTINE REPUBLIC
								Steam } ECUADOR
116	462,034	116	461,983	57	152,771	47	89,050	Steam } TOTAL FOREIGN COUNTRIES
								Sailing } TOTAL FOREIGN COUNTRIES
116	462,034	116	461,983	57	152,771	47	89,050	Total } TOTAL FOREIGN COUNTRIES
117	465,181	118	468,936	99	197,602	100	142,805	Steam } TOTAL UNITED KINGDOM, BRITISH POSSESSIONS AND FOREIGN COUNTRIES
								Sailing } TOTAL UNITED KINGDOM, BRITISH POSSESSIONS AND FOREIGN COUNTRIES
117	465,181	118	468,936	99	197,602	100	142,805	Total } TOTAL UNITED KINGDOM, BRITISH POSSESSIONS AND FOREIGN COUNTRIES

GENERAL TABLES
SHIPPING

(988)

No. 8—continued

TRADE WITH EACH COUNTRY

NUMBER and TONNAGE of STEAM and SAILING VESSELS, including their REPEATED VOYAGES, and the NATIONALITY of the vessels employed in the Trade

COUNTRIES WHENCE ENTERED AND TO WHICH CLEARED	NATIONALITY																
	SWEDISH				JAPANESE				CHINESE				GREEK				
	Entered		Cleared		Entered		Cleared		Entered		Cleared		Entered		Cleared		
	vessels	tons	vessels	tons	vessels	tons	vessels	tons	vessels	tons	vessels	tons	vessels	tons	vessels	tons	
UNITED KINGDOM AND BRITISH POSSESSIONS—																	
UNITED KINGDOM	2	6,092	
CHANNEL ISLANDS	2	5,157	
ADEN AND DEPENDENCIES	
BAHRAIN ISLANDS	
MALDIVES	1	2,734	
CEYLON	1	8,242	3	9,337	
STRAITS SETTLEMENTS (INCLUDING LAUBAN)	2	6,092	
FEDERATED MALAY STATES	
BRITISH BORNEO	2	6,021	
HONGKONG	2	3,906	
CAPE OF GOOD HOPE	
NATAL	2	6,305	
MAURITIUS AND DEPENDENCIES (INCLUDING SEYCHELLES)	
KENYA COLONY (INCLUDING ZANZIBAR AND PEMBA)	
SOMALILAND	
CANADA	1	4,894	
AUSTRALIAN COMMONWEALTH	7	21,470	
TOTAL UNITED KINGDOM AND BRITISH POSSESSIONS	4	11,397	2	6,092	14	41,383	3	9,337	2	6,021	
	Total	4	11,397	2	6,092	14	41,383	3	9,337	2	6,021	
FOREIGN COUNTRIES—																	
RUSSIA	1	2,573	
GEORGIA	
SWEDEN	12	38,480	11	40,526	
NORWAY	2	12,902	1	2,603	2	8,558	
GERMANY	2	7,763	
NETHERLANDS	1	2,636	
BELGIUM	1	3,446	
FRANCE	1	2,583	1	3,406	
SPAIN	
PORTUGAL	
ITALY	
PIEMONTE	
AUSTRIA	
HUNGARY	
GREECE	
TURKEY, ASIATIC	
MASKAT TERRITORY AND TRUCIAL OMAN	
PERSIA	
SIAM	
INDO-CHINA (INCLUDING COCHIN CHINA, ETC.)	2	6,637	
SUMATRA	
PHILIPPINES	3	9,828	
FORMOSA	
JAVA	27	78,674	1	2,734	
BORNEO (DUTCH)	
CHINA (EXCLUSIVE OF HONGKONG AND MACAO)	1	2,127	48	162,172	2	3,396	
KOREA	
JAPAN	122	424,159	150	505,604	
EGYPT	1	3,352	
CALCUTTA AND OTHER ISLANDS	
FRENCH WEST AFRICA	
PORTUGUESE EAST AFRICA	
MADAGASCAR	
REUNION	
ITALIAN EAST AFRICA (SUDAN AND SOMALILAND)	1	2,748	
GERMAN EAST AFRICA	
UNITED STATES OF AMERICA	
CUBA	
WEST INDIES (FRENCH)	
MEXICO	
VENEZUELA	
BRAZIL	
URUGUAY	
ARGENTINE REPUBLIC	
CHILE	1	3,308	
TOTAL FOREIGN COUNTRIES	17	59,145	13	45,715	156	526,250	204	687,355	2	3,396	1	2,573	2	6,084	
	Total	17	59,145	13	45,715	156	526,250	204	687,355	2	3,396	1	2,573	2	6,084
TOTAL UNITED KINGDOM, BRITISH POSSESSIONS AND FOREIGN COUNTRIES	21	70,542	15	51,807	170	567,633	207	696,692	2	3,396	3	9,104	2	6,084	
	Total	21	70,542	15	51,807	170	567,633	207	696,692	2	3,396	3	9,104	2	6,084

AND NATIONALITY OF VESSELS

ENTERED and CLEARED with CARGOES from and to each COUNTRY at PORTS in BRITISH INDIA, distinguishing with each country, in the Official Year 1930-31—continued

NATIONALITY																COUNTRIES WHENCE ENTERED AND TO WHICH CLEARED
AMERICAN				JUGO-SLAVIAN				FINNISH				MALDIVIAN				
Entered		Cleared		Entered		Cleared		Entered		Cleared		Entered		Cleared		
vessels	tons	vessels	tons	vessels	tons	vessels	tons	vessels	tons	vessels	tons	vessels	tons	vessels	tons	
..	2	6,450	2	5,440	UNITED KINGDOM AND BRITISH POSSESSIONS—
..	1	3,538	1	3,314	Steam UNITED KINGDOM
..	Steam CHANNEL ISLANDS
..	Steam ADEN AND DEPENDENCIES
..	Steam } BAHRAIN ISLANDS
..	3	471	3	471	Sailing } MALDIVES
..	Steam } OCEYON
2	6,900	Sailing } STRAITS SETTLEMENTS (INCLUDING LABUAN)
..	Steam FEDERATED MALAY STATES
..	Steam BRITISH BORNEO
..	Steam HONGKONG
..	Sailing } CAPE OF GOOD HOPE
..	1	3,845	Steam } NATAL
..	Sailing } MAURITIUS AND DEPENDENCIES (INCLUDING REYCHELLES)
..	Steam } KENYA-COLONY (INCLUDING ZAMBAR AND PEMBA)
..	Sailing SOMALILAND
7	26,598	Steam CANADA
..	Steam AUSTRALIAN COMMONWEALTH
9	33,498	1	3,538	2	6,450	2	7,159	3	5,440	3	471	3	471	Steam } TOTAL UNITED KINGDOM AND BRITISH POSSESSIONS
9	33,498	1	3,538	2	6,450	2	7,159	2	5,440	3	471	3	471	Sailing } TOTAL UNITED KINGDOM AND BRITISH POSSESSIONS
..	Total FOREIGN COUNTRIES—
1	4,761	Steam RUSSIA
..	Steam GEORGIA
..	Steam SWEDEN
..	Steam NORWAY
..	1	3,863	1	2,733	Steam GERMANY
..	1	3,281	2	7,159	Steam NETHERLANDS
..	Steam BELGIUM
..	Steam FRANCE
..	Steam SPAIN
..	Steam PORTUGAL
..	Steam ITALY
..	Steam FIJJI
..	Steam AUSTRIA
..	Steam HUNGARY
..	Steam GREECE
..	Steam } TURKEY, ASIATIC
..	Sailing } MANKAT TERRITORY AND TRUCIAL OMAN
..	Steam PERSIA
..	Steam } SIAM
..	Sailing } INDO-CHINA (INCLUDING COCHIN CHINA, &c.)
2	6,900	Steam SUMATRA
..	Steam PHILIPPINES
..	Steam FORMOSA
..	Steam JAVA
..	Sailing } BORNEO (DUTCH)
..	Steam CHINA (EXCLUSIVE OF HONGKONG AND MACAO)
..	Steam KOREA
..	Steam JAPAN
..	Steam EGYPT
..	Steam CELEBES AND OTHER ISLANDS
..	Steam FRENCH WEST AFRICA
..	Sailing } PORTUGUESE EAST AFRICA
..	Steam MADAGASCAR
..	Steam BRUNION
..	1	3,567	1	2,889	Steam ITALIAN EAST AFRICA (ERITREA AND SOMALILAND)
27	97,359	40	140,834	Sailing GERMAN EAST AFRICA
..	Steam } UNITED STATES OF AMERICA
..	Sailing } CUBA
..	Steam WEST INDIES (FRENCH)
..	Steam MEXICO
..	Steam VENEZUELA
..	Steam BRAZIL
..	Steam URUGUAY
..	1	2,727	Steam ARGENTINE REPUBLIC
..	Steam CHILE
30	109,020	40	140,834	2	6,294	2	7,144	1	2,889	3	9,892	Steam } TOTAL FOREIGN COUNTRIES
..	Sailing } TOTAL FOREIGN COUNTRIES
30	109,020	40	140,834	2	6,294	2	7,144	1	2,889	3	9,892	Total } TOTAL FOREIGN COUNTRIES
39	142,518	40	140,834	3	9,832	4	13,594	3	10,048	5	15,341	3	471	3	471	Steam } TOTAL UNITED KINGDOM, BRITISH POSSESSIONS AND FOREIGN COUNTRIES
39	142,518	40	140,834	3	9,832	4	13,594	3	10,048	5	15,341	3	471	3	471	Total } TOTAL UNITED KINGDOM, BRITISH POSSESSIONS AND FOREIGN COUNTRIES

GENERAL TABLES
SHIPPING

(987)

No. 8—concluded

TRADE WITH EACH COUNTRY

NUMBER and TONNAGE of STEAM and SAILING VESSELS, including their REPEATED VOYAGES, that ENTERED NATIONALITY of the vessels employed in the Trade with ea

COUNTRIES WHENCE ENTERED AND TO WHICH CLEARED		NATIONALITY							
		TOTAL FOREIGN				BRITISH			
		Entered		Cleared		Entered		Cleared	
		vessels	tons	vessels	tons	vessels	tons	vessels	tons
FOREIGN COUNTRIES—continued									
SYRIA	Sailing
MASRAT TERRITORY AND TRUCIAL OMAN	Steam
OTHER NATIVE STATES IN ARABIA	Sailing
IRAQ	Steam	3	11,983
PERSIA	Sailing
HENZAM ISLAND	Steam
SUMATRA	Sailing	2	1,746	22	26,613
JAVA	Steam	76	250,182	64	254,148
BORNEO (DUTCH)	Sailing
CERIBES AND OTHER ISLANDS	Steam	6	15,381
SIAM	Steam	5	19,275
INDO-CHINA (INCLUDING COCHIN CHINA, ETC.)	Steam	19	17,438	18	11,761
PHILIPPINES	Sailing	17	84,085	13	65,018
FORMOSA	Steam
CHINA (EXCLUSIVE OF HONGKONG AND MACAO)	Sailing	3	10,967	3	9,828
KOREA	Steam
JAPAN	Steam	11	35,236	67	217,927
EGYPT	Sailing
TUNIS	Steam	2	8,747	4	13,323
ALGERIA	Steam	1	4,206
FRENCH WEST AFRICA	Steam	1	1,673
PORTUGUESE EAST AFRICA	Sailing
MADAGASCAR	Steam
REUNION	Sailing
FRENCH EQUATORIAL AFRICA	Steam
GERMAN EAST AFRICA	Sailing
ITALIAN EAST AFRICA (ERITREA AND SOMALILAND)	Steam	3	9,199
FRENCH SOMALILAND	Sailing
UNITED STATES OF AMERICA	Steam	35	126,565	49	163,515
CUBA	Sailing	1	1,860
PORTO RICO	Steam
WEST INDIES (FRENCH)	Sailing
MEXICO	Steam
VENEZUELA	Sailing
BRAZIL	Steam
PANAMA	Sailing
URUGUAY	Steam
COLOMBIA	Sailing
ARGENTINE REPUBLIC	Steam
CHILE	Sailing	1	2,727
PERU	Steam	1	3,608
ECUADOR	Sailing
OTHER ISLANDS IN THE PACIFIC	Steam
TOTAL FOREIGN COUNTRIES	Steam	639	2,419,410	700	2,550,303
	Sailing
	Total	639	2,419,410	700	2,550,303
TOTAL UNITED KINGDOM, BRITISH POSSESSIONS AND FOREIGN COUNTRIES	Steam	725	2,607,355	779	2,688,701	1	188
	Sailing	3	471	8	471
	Total	728	2,607,826	787	2,689,172	1	188

AND NATIONALITY OF VESSELS

and CLEARED with CARGOES from and to each COUNTRY at PORTS in BRITISH INDIA, distinguishing the country, in the Official Year 1930-31—concluded

CRAFT												COUNTRIES WHENCE ENTERED AND TO WHICH CLEARED	
BRITISH INDIAN				FOREIGN				TOTAL BRITISH, BRITISH INDIAN, FOREIGN, AND NATIVE CRAFT					
Entered		Cleared		Entered		Cleared		Entered		Cleared			
vessels	tons	vessels	tons	vessels	tons	vessels	tons	vessels	tons	vessels	tons		
..	Sailing	SYRIA
..	Steam	MASKAT TERRITORY AND TRUCIAL OMAN
54	5,444	124	12,093	74	6,598	108	8,107	128	12,042	232	20,800	Sailing	OTHER NATIVE STATES IN ARABIA
..	13	34,902	24	64,246	Steam	IRAQ
16	1,271	21	3,454	20	2,102	34	4,434	35	3,433	68	7,888	Sailing	PERSIA
..	115	229,482	105	205,108	Steam	HENJAM ISLAND
25	2,701	20	3,186	52	5,076	26	2,765	77	7,777	52	5,951	Sailing	SUMATRA
..	68	219,438	21	70,705	Steam	JAVA
7	467	54	4,566	23	738	16	1,301	30	1,205	70	5,867	Sailing	BORNEO (DUTCH)
..	Steam	CELEBES AND OTHER ISLANDS
..	5	10,744	28	46,767	Sailing	SIAM
..	161	543,975	96	361,172	Steam	INDO-CHINA (INCLUDING COCHIN CHINA, ETC.)
..	12	29,876	1	2,729	Sailing	PHILIPPINES
..	11	40,552	Steam	FORMOSA
..	22	27,747	20	23,679	Steam	CHINA (EXCLUSIVE OF HONGKONG AND MACAO)
17	237	78	812	17	237	78	812	Sailing	KOREA
..	17	84,085	12	57,543	Steam	JAPAN
..	Sailing	EGYPT
..	Steam	TUNIS
..	Steam	ALGERIA
..	Steam	FRENCH WEST AFRICA
..	Steam	PORTUGUESE EAST AFRICA
2	311	5	628	1	61	2	259	3	402	7	887	Sailing	MADAGASCAR
..	Steam	REUNION
3	234	1	113	1	160	4	394	1	113	Sailing	FRENCH EQUATORIAL AFRICA
..	Steam	GERMAN EAST AFRICA
..	..	1	478	Sailing	ITALIAN EAST AFRICA (ERITREA AND SOMALILAND)
..	21	60,429	Steam	FRENCH SOMALILAND
..	3	166	3	180	3	166	3	180	Sailing	UNITED STATES OF AMERICA
..	2	5,517	Steam	CUBA
..	108	397,362	143	518,736	Sailing	PORTO RICO
..	Steam	WEST INDIES (FRENCH)
..	10	48,455	Sailing	MEXICO
..	Steam	VENEZUELA
..	Steam	BRASIL
..	Sailing	PANAMA
..	Steam	URUGUAY
..	Steam	COLOMBIA
..	14	49,678	Sailing	ARGENTINE REPUBLIC
..	1	2,727	1	3,608	Steam	CHILE
..	2	6,323	Sailing	PERU
..	3	9,465	Steam	ECUADOR
..	1	3,455	Steam	OTHER ISLANDS IN THE PACIFIC
123	10,715	313	25,930	174	14,991	189	17,046	1,183	4,176,252	1,238	4,322,633	Steam	TOTAL FOREIGN COUNTRIES
..	297	25,708	502	42,976	Sailing	
123	10,715	313	25,930	174	14,991	189	17,046	1,480	4,201,958	1,740	4,365,609	Total	
258	20,423	480	40,345	178	15,303	231	23,381	2,538	7,858,281	2,523	7,823,154	Steam	TOTAL UNITED KINGDOM, BRITISH POSSESSIONS AND FOREIGN COUNTRIES
..	492	41,665	920	86,804	Sailing	
258	20,423	480	40,345	178	15,303	231	23,381	3,030	7,899,946	3,443	7,909,758	Total	

GENERAL TABLES
SHIPPING

(989)

No. 9

TRADE WITH EACH COUNTRY

NUMBER and TONNAGE of STEAM and SAILING VESSELS, including their REPEATED VOYAGES, taking the NATIONALITY of the vessels employed in

COUNTRIES WHENCE ENTERED AND TO WHICH CLEARED	BRITISH (OTHER THAN BRITISH INDIAN)		BRITISH INDIAN (OTHER THAN NATIVE CRAFT)				DUTCH				ITALIAN				NATION		
	Entered		Cleared		Entered		Cleared		Entered		Cleared		Entered			Cleared	
	vessels	tons	vessels	tons	vessels	tons	vessels	tons	vessels	tons	vessels	tons	vessels	tons		vessels	tons
UNITED KINGDOM AND BRITISH POSSESSIONS—																	
UNITED KINGDOM Steam	9	27,887	3	16,322	
GUINEA Steam	
MALTA AND GOKO . . . Steam	
ADEN AND DEPENDENCIES . . Steam	1	4,166	4	11,990	
BAHRIN ISLANDS Steam	2	6,445	1	3,232	
MALDIVES Sailing	
CYLON Steam	79	225,532	27	82,444	2	2,330	
STRAITS SETTLEMENTS (IN-CLUDING LABUAN) Sailing	1	225	7	396	125	15,132	6	804	
FEDERATED MALAY STATES Steam	24	63,317	7	22,559	2	3,645	
BRITISH BORNEO Steam	4	11,806	4	11,254	
HONGKONG Steam	1	2,745	
PROTECTORATE OF SOUTH WEST AFRICA Steam	
CAPR OF GOOD HOPE Steam	
NATAL Steam	3	11,084	1	2,401	
MAURITIUS AND DEPENDENCIES (INCLUDING SEYCHELLES) Sailing	9	41,311	
KENYA COLONY (INCLUDING MANGISAR AND PEMBA) Steam	4	15,480	1	2,649	
TANGANYIKA TERRITORY Sailing	1	3,553	
ANGLO-EGYPTIAN SUDAN Steam	
CANADA Steam	
BRITISH WEST INDIA ISLANDS Steam	
BRITISH GUIANA Steam	
AUSTRALIAN COMMONWEALTH Steam	3	13,806	20	59,638	3	14,988	
NEW ZEALAND Steam	3	16,380	1	3,178	
FISJI ISLANDS Steam	1	2,170	
TOTAL UNITED KINGDOM AND BRITISH POSSESSIONS Sailing	144	445,682	69	215,667	2	3,330	
Steam	1	225	7	396	125	15,132	6	804	2	3,645	3	14,988	
Total	145	445,907	76	216,063	125	15,132	8	3,134	2	3,645	3	14,988	
FOREIGN COUNTRIES—																	
RUSSIA Steam	1	3,008	4	16,319	
GEORGIA Steam	4	15,678	
NORWAY Steam	
DENMARK Steam	
GERMANY Steam	
NETHERLANDS Steam	1	4,310	
BELGIUM Steam	
FRANCE Steam	
SPAIN Steam	
PORTUGAL Steam	
ITALY Steam	
YUME Steam	
AUSTRIA Steam	
HUNGARY Steam	
CZECHOSLOVAKIA Steam	
TURKEY, EUROPEAN Steam	
GREECE Steam	
TURKEY, ASIATIC Steam	
SYRIA Steam	
MARAT TERRITORY AND TRUCIAL OMAN Steam	
OTHER NATIVE STATES IN ANABIA Steam	4	16,150	3	9,494	6	15,156	1	4,845	
IRAQ Sailing	
PERMIA Steam	7	15,988	2	3,589	1	3,005	
MINJAM ISLAND Steam	4	16,516	40	124,135	1	4,949	2	7,955	
SUMATRA Steam	
JAVA Steam	2	6,543	10	31,738	9	9,732	3	5,576	
BORNEO (DUTCH) Steam	6	18,875	31	99,958	6	15,201	2	4,318	
CELEBES AND OTHER ISLANDS Steam	
SIAM Steam	1	3,867	6	14,373	
INDO-CHINA (INCLUDING COCHIN CHINA, ETC.) Sailing	1	2,561	
PHILIPPINES Steam	1	103	
FORMOSA Steam	1	3,153	
CHINA (EXCLUSIVE OF HONGKONG AND MACAO) Steam	1	2,561	
KORRA Steam	
JAPAN Steam	
EGYPT Steam	4	13,938	
MOROCCO Steam	2	5,845	1	2,221	2	7,423	1	3,230	
PORTUGUESE EAST AFRICA Steam	3,028	
MADAGASCAR Steam	10	41,604	1	3,301	
BAUITION Steam	
GERMAN EAST AFRICA Steam	
ITALIAN EAST AFRICA Steam	
FRENCH SOMALILAND Steam	2	6,316	
OTHER EAST AFRICAN PORTS Steam	
UNITED STATES OF AMERICA Steam	
CUBA Sailing	4	44,404	4	36,008	
MEXICO Steam	
BRAZIL Steam	
ARGENTINE REPUBLIC Steam	
OTHER ISLANDS IN THE PACIFIC Sailing	
PERU Steam	1	3,171	
TOTAL FOREIGN COUNTRIES Steam	48	195,921	103	351,221	7	20,167	4	15,805	21	39,306	6	14,204	2	7,423	2	6,258	
Sailing	1	103	
Total	48	195,921	103	351,221	8	20,210	4	15,805	21	39,306	6	14,204	2	7,423	2	6,258	
TOTAL UNITED KINGDOM, BRITISH POSSESSIONS, AND FOREIGN COUNTRIES Steam	192	641,603	172	566,838	7	20,107	6	18,185	22	42,951	9	28,192	2	7,423	2	6,258	
Sailing	1	225	7	396	126	15,235	6	804	
Total	193	641,828	179	567,234	133	35,342	12	18,939	23	42,951	9	28,192	2	7,423	2	6,258	

AND NATIONALITY OF VESSELS

ENTERED and CLEARED in BALLAST from and to each COUNTRY at PORTS in BRITISH INDIA, distinguish-
the Trade with each country, in the Official Year 1936-31

NATIONALITY														COUNTRIES WHENCE ENTERED AND TO WHICH CLEARED	
DANISH		GREEK				NORWEGIAN				AMERICAN					
Entered*		Entered		Cleared		Entered		Cleared		Entered		Cleared			
vessels	tons	vessels	tons	vessels	tons	vessels	tons	vessels	tons	vessels	tons	vessels	tons		
..	Steam UNITED KINGDOM	
..	Steam GIBRALTAR	
..	1	1,140	Steam MALTA AND GOZO	
..	Steam ADEN AND DEPENDENCIES	
..	Steam BAHRAIN ISLANDS	
..	11	12,483	2	2,518	1	1,140	Sailing MALDIVES	
..	6	4,429	2	5,705	1	3,821	Sailing CEYLON	
..	Sailing STRAITS SETTLEMENTS (INCLUDING LABUAN)	
..	2	5,872	Steam FEDERATED MALAY STATES	
..	Steam BRITISH BORNEO	
..	Steam HONGKONG	
..	Steam PROTECTORATE OF SOUTH WEST AFRICA	
..	Steam CAPE OF GOOD HOPE	
..	1	1,284	Sailing NATAL	
..	1	3,783	Sailing MAURITIUS AND DEPENDENCIES (INCLUDING SEYCHELLES)	
..	Sailing KENYA COLONY (INCLUDING ZANZIBAR AND PANDA)	
..	Sailing TANGANYIKA TERRITORY	
..	Steam ANGOLO-EGYPTIAN SUDAN	
..	Steam CANADA	
..	Steam BRITISH WEST INDIA ISLANDS	
..	1	2,527	Steam BRITISH GUIANA	
..	Sailing AUSTRALIAN COMMONWEALTH	
..	Steam NEW ZEALAND	
..	Steam FIJI ISLANDS	
..	1	3,783	18	22,784	6	12,094	2	4,961	1	1,140	Steam TOTAL UNITED KINGDOM AND BRITISH POSSESSIONS	
..	1	3,783	19	22,784	6	12,094	2	4,961	1	1,140	Total	
..	1	4,339	Steam RUSSIA	
..	5	27,195	Steam GEORGIA	
..	Steam NORWAY	
..	Steam DENMARK	
..	Steam GERMANY	
..	Steam NETHERLANDS	
..	Steam BELGIUM	
..	Steam FRANCE	
..	Steam SPAIN	
..	Steam PORTUGAL	
..	Steam ITALY	
..	Steam FRUME	
..	Steam AUSTRIA	
..	Steam HUNGARY	
..	Steam CZECHOSLOVAKIA	
..	Steam TURKEY, EUROPEAN	
..	Steam GREECE	
..	Steam TURKEY, ASIATIC	
..	Steam SYRIA	
..	Steam MASKAT TERRITORY AND TRUCIAL OMAN	
..	Sailing OTHER NATIVE STATES IN ARABIA	
..	1	2,223	Steam IRAQ	
..	2	7,420	Steam PERSIA	
..	Steam HENJAM ISLAND	
..	3	12,450	1	3,821	Steam SUMATRA	
..	2	5,185	3	9,528	15	4,800	Steam JAVA	
..	Steam BORNEO (DUTCH)	
..	Steam CELEBES AND OTHER ISLANDS	
..	Sailing SIAM	
..	Steam INDO-CHINA (INCLUDING COCHIN-CHINA; ETC.)	
..	Steam PHILIPPINES	
..	3	6,195	1	3,450	Steam FORMOSA	
..	Steam CHINA (EXCLUSIVE OF HONG-KONG AND MACAO)	
..	1	3,801	Steam KOREA	
..	Steam JAPAN	
..	Steam EGYPT	
..	Steam MOROCCO	
..	Steam PORTUGUESE EAST AFRICA	
..	Steam MADAGASCAR	
..	Steam REUNION	
..	Steam GERMAN EAST AFRICA	
..	Steam ITALIAN EAST AFRICA	
..	Steam FRENCH SOMALILAND	
..	Steam OTHER EAST AFRICAN PORTS	
..	1	5,714	..	1	4,761	Steam UNITED STATES OF AMERICA
..	Sailing CUBA	
..	Steam MEXICO	
..	Steam BRAZIL	
..	Steam ARGENTINE REPUBLIC	
..	Sailing OTHER ISLANDS IN THE PACIFIC	
..	Steam PERU	
..	..	2	6,084	6	13,543	10	69,254	3	11,072	3	14,737	Steam TOTAL FOREIGN COUNTRIES	
..	..	2	6,084	6	13,543	16	69,254	3	11,072	3	14,737	Total	
..	..	2	6,084	1	3,783	24	36,327	22	81,348	5	16,033	4	15,877	Steam TOTAL UNITED KINGDOM, BRITISH POSSESSIONS AND FOREIGN COUNTRIES	
..	..	2	6,084	1	3,783	24	36,327	22	81,348	5	16,033	4	15,877	Total	

*One vessel cleared from Sumatra with 1,116 tons.

GENERAL TABLES
SHIPPING

No. 9—continued

TRADE WITH EACH COUNTRY

NUMBER and TONNAGE of STEAM and SAILING VESSELS, including their REPEATED VOYAGES, that
the NATIONALITY of the vessels employed in the Trade with

COUNTRIES WHENCE ENTERED AND TO WHIC ^H CLEARED	NATION													
	FRENCH				GERMAN				BELGIAN		FINNISH			
	Entered		Cleared		Entered		Cleared		*Entered		Entered		Cleared	
	vessels	tons	vessels	tons	vessels	tons	vessels	tons	vessels	tons	vessels	tons	vessels	tons
UNITED KINGDOM AND BRITISH POSSESSIONS—														
UNITED KINGDOM
MALTA AND GOZO
ADEN AND DEPENDENCIES
BAHRAIN ISLANDS
CEYLON	1	4,708	1	9,344	1	2,560
STRAITS SETTLEMENTS (INCLUDING LABUAN)	Sailing
	Steam
FEDERATED MALAY STATES
HONGKONG	1	900
CAPE OF GOOD HOPE	Steam
	Sailing
NATAL	Steam
	Sailing
MAURITIUS AND DEPENDENCIES (INCLUDING SEYCHELLES)
KENYA COLONY (INCLUDING ZANZIBAR AND PAKRA)
AUSTRALIAN COMMONWEALTH	Steam	1	4,482
	Sailing
TOTAL UNITED KINGDOM AND BRITISH POSSESSIONS	Steam	3	10,096	1	9,344	1	2,560
	Sailing
	TOTAL	3	10,096	1	9,344	1	2,560
FOREIGN COUNTRIES—														
RUSSIA	1	3,878
FINLAND
GEORGIA
SWEDEN
GERMANY	6	26,894	6	27,628
BELGIUM
FRANCE	1	5,077	1	4,850
SPAIN
PORTUGAL
ITALY
FIUME
SERB-CROAT SLOVENE STATE
GREECE
TURKEY, EUROPEAN
TURKEY, ASIATIC
SYRIA	Sailing
	Steam
MASCAT TERRITORY AND TRUCIAL OMAN	Steam
	Sailing
IRAQ
PERSIA	Steam	1	3,851	2	7,702
	Steam	1	1,745	2	6,137
SUMATRA
JAVA
BORNEO (DUTCH)	1	15,089
CELEBES AND OTHER ISLANDS
SIAM	Steam	1	3,716
	Sailing
INDO-CHINA (INCLUDING COCHIN-CHINA, ETC.)
PHILIPPINES
FORMOSA
CHINA (EXCLUSIVE OF HONGKONG AND MACAO)	1	3,229
KOREA
JAPAN
EGYPT	1	4,681
TUNIS
PORTUGUESE EAST AFRICA	Steam
	Sailing
REUNION
MADAGASCAR
ITALIAN EAST AFRICA (SOMALILAND AND ERITREA)
FRENCH SOMALILAND
UNITED STATES OF AMERICA	2	25,332
ARGENTINE REPUBLIC
CHILE	Sailing
	Sailing
TOTAL FOREIGN COUNTRIES	Steam	1	5,077	14	73,329	12	62,207
	Sailing
	Total	1	5,077	14	73,329	12	62,207
TOTAL UNITED KINGDOM, BRITISH POSSESSIONS AND FOREIGN COUNTRIES	Steam	1	5,077	17	83,425	13	71,551	1	2,560	..
	Sailing
	Total	1	5,077	17	83,425	13	71,551	1	2,560	..

AND NATIONALITY OF VESSELS

ENTERED and CLEARED in BALLAST from and to each COUNTRY at PORTS in BRITISH INDIA, distinguishing each country, in the Official Year 1930-31—continued

ABILITY

SWEDISH		JAPANESE				CHINESE		JUGO-SLAVIAN				COUNTRIES WHENCE ENTERED AND TO WHICH CLEARED
Entered*		Entered		Cleared		Entered*		Entered		Cleared		
vessels	tons	vessels	tons	vessels	tons	vessels	tons	vessels	tons	vessels	tons	
..	UNITED KINGDOM AND BRITISH POSSESSIONS—
..	1	2,524	Steam UNITED KINGDOM
..	Steam MALTA AND GOZO
..	..	4	12,553	3	3,942	Steam ADEN AND DEPENDENCIES
..	Steam BAHRAIN ISLANDS
..	..	14	47,611	4	12,831	Sailing } CEYLON
..	..	1	3,423	Steam } STRAITS SETTLEMENTS (INCLUDING LABUAN)
..	..	2	3,548	Sailing } FEDERATED MALAY STATES
..	Steam HONGKONG
..	1	4,268	Sailing } CAPE OF GOOD HOPE
..	Steam } NATAL
..	Sailing MAURITIUS AND DEPENDENCIES (INCLUDING SEYCHELLES)
..	6	18,941	Steam KENYA COLONY (INCLUDING ZANZIBAR AND PEMBA)
..	1	3,537	Steam } AUSTRALIAN COMMONWEALTH
..	Sailing } AUSTRALIAN COMMONWEALTH
..	..	21	67,135	15	42,504	1	3,537	Steam } TOTAL UNITED KINGDOM AND BRITISH POSSESSIONS
..	Sailing } TOTAL UNITED KINGDOM AND BRITISH POSSESSIONS
..	..	21	67,135	15	42,504	1	3,537	Total } TOTAL UNITED KINGDOM AND BRITISH POSSESSIONS
..	FOREIGN COUNTRIES—
..	Steam RUSSIA
..	Steam FINLAND
..	Steam GEORGIA
..	Steam SWEDEN
..	Steam GERMANY
..	Steam BELGIUM
..	Steam FRANCE
..	Steam SPAIN
..	Steam PORTUGAL
..	Steam ITALY
..	Steam FIUMI
..	Steam SERB-CROAT SLOVENE STATE
..	Steam GREECE
..	Steam TURKEY, EUROPEAN
..	Steam } TURKEY, ASIATIC
..	Sailing SYRIA
..	Steam } SYRIA
..	Steam } MASKAT TERRITORY AND TRUCIAL (OMAN)
..	Sailing IRAQ
..	Steam PERSIA
..	Steam SUMATRA
..	..	4	11,871	8	25,647	Steam JAVA
..	Steam BORNEO (DUTCH)
..	Steam CELEBES AND OTHER ISLANDS
..	Steam } SIAM
..	Sailing } SIAM
..	Steam INDO-CHINA (INCLUDING COCHIN-CHINA, ETC.)
..	..	3	9,632	Steam PHILIPPINES
..	Steam FORMOSA
..	..	5	12,427	1	3,242	2	3,306	Steam CHINA (EXCLUSIVE OF HONGKONG AND MACAO)
..	..	28	102,523	Steam KOREA
..	1	3,369	1	3,272	Steam JAPAN
..	Steam EGYPT
..	Steam TUNIS
..	Steam } PORTUGUESE EAST AFRICA
..	Sailing } PORTUGUESE EAST AFRICA
..	Steam REUNION
..	Steam MADAGASCAR
..	Steam ITALIAN EAST AFRICA (SOMALILAND AND ERITREA)
..	Steam FRENCH SOMALILAND
..	Steam UNITED STATES OF AMERICA
..	Steam } ARGENTINE REPUBLIC
..	Sailing CHILE
..	..	40	136,453	10	32,258	2	3,306	1	3,272	Steam } TOTAL FOREIGN COUNTRIES
..	Sailing } TOTAL FOREIGN COUNTRIES
..	..	40	136,453	10	32,258	2	3,306	1	3,272	Total } TOTAL FOREIGN COUNTRIES
..	..	61	203,588	25	74,702	2	3,306	1	3,272	1	3,537	Steam } TOTAL UNITED KINGDOM, BRITISH POSSESSIONS AND FOREIGN COUNTRIES
..	Sailing } TOTAL UNITED KINGDOM, BRITISH POSSESSIONS AND FOREIGN COUNTRIES
..	..	61	203,588	25	74,702	2	3,306	1	3,272	1	3,537	Total } TOTAL UNITED KINGDOM, BRITISH POSSESSIONS AND FOREIGN COUNTRIES

*None cleared.

AND NATIONALITY OF VESSELS

ENTERED and CLEARED in BALLAST from and to each COUNTRY at PORTS in BRITISH INDIA, distinguishing each country, in the Official Year 1930-31—continued

NATIONALITY				TOTAL BRITISH, BRITISH INDIAN, FOREIGN, AND NATIVE CRAFT				COUNTRIES WHENCE ENTERED AND TO WHICH CLEARED
FOREIGN				TOTAL BRITISH, BRITISH INDIAN, FOREIGN, AND NATIVE CRAFT				
Entered		Cleared		Entered		Cleared		
vessels	tons	vessels	tons	vessels	tons	vessels	tons	
..	0	27,887	3	16,322	Steam UNITED KINGDOM
..	1,140	Steam GIBRALTAR
..	1	4,166	5	14,514	Steam MALTA AND GORO
..	3,445	1	3,232	Steam ADEN AND DEPENDENCIES
1	89	3	298	Sailing BAHRAIN ISLANDS
..	2	111	Sailing MALDIVES
..	96	257,836	36	101,718	Steam CEYLON
..	191	22,150	46	2,865	Sailing STRAITS SETTLEMENTS (INCLUDING LABUAN)
..	46	122,823	13	41,155	Steam
..	6	423	Sailing
..	5	15,229	4	11,254	Steam FEDERATED MALAY STATES
..	13,071	Steam BRITISH BORNEO
..	Sailing HONGKONG
..	Steam PROTECTORATE OF SOUTH WEST AFRICA
..	Sailing CAPE OF GOOD HOPE
..	3	11,084	3	7,951	Steam NATAL
..	Sailing
..	8	36,341	1	3,788	Steam MAURITIUS AND DEPENDENCIES (INCLUDING SEYCHELLES,
..	Sailing
..	4	15,480	1	2,640	Steam KENYA COLONY (INCLUDING ZANZIBAR AND PEMBA)
..	..	1	160	1	49	1	160	Sailing TANGANYIKA TERRITORY
..	1	3,553	Steam ANGLO-EGYPTIAN SUDAN
..	Steam CANADA
..	Steam BRITISH WEST INDIA ISLANDS
..	Steam BRITISH GUIANA
..	5	23,258	31	99,631	Steam AUSTRALIAN COMMONWEALTH
..	Sailing
..	3	16,380	1	3,178	Steam NEW ZEALAND
..	1	2,170	Steam FIJI ISLANDS
..	101	556,863	99	305,387	Steam
1	89	1	160	202	23,021	47	3,125	Sailing TOTAL UNITED KINGDOM AND BRITISH POSSESSIONS
1	89	1	160	393	579,884	146	305,512	Total
..	2	7,484	5	20,658	Steam RUSSIA
..	9	42,873	Steam FINLAND
..	Steam GEORGIA
..	Steam SWEDEN
..	Steam NORWAY
..	6	20,898	7	31,838	Steam DENMARK
..	Steam GERMANY
..	Steam NETHERLANDS
..	Steam BELGIUM
..	1	5,077	1	4,552	Steam FRANCE
..	Steam SPAIN
..	Steam PORTUGAL
..	Steam ITALY
..	Steam FUME
..	Steam AUSTRIA
..	Steam CZECHOSLOVAKIA
..	1	3,445	Steam SERB-CROAT SLOVENE STATE
..	Steam GREECE
..	Sailing CRETE
..	Steam TURKEY, EUROPEAN
..	Steam TURKEY, ASIATIC
..	Sailing SYRIA
..	Steam
17	2,132	3	328	07	7,615	4	345	Sailing MASKAT TERRITORY AND TRUCIAL OMAN
..	10	31,303	4	14,839	Steam
1	56	2	113	Sailing OTHER NATIVE STATES IN ARABIA
..	9	22,062	5	14,296	Steam
15	1,342	23	2,089	1	85	Sailing IRAQ
..	6	23,210	46	145,647	Steam
10	344	12	460	1	131	Sailing PERSIA
..	Steam
..	12	20,096	16	49,764	Sailing HENJAM ISLAND
..	18	51,132	45	155,449	Steam SUMATRA
..	1	4,800	Steam JAVA
..	8	21,956	Steam BORNEO (DUTCH)
..	1	2,561	Steam CELEBES AND OTHER ISLANDS
..	32	540	Sailing SIAM
..	Steam
..	4	12,785	Steam INDO-CHINA (INCLUDING COCHIN-CHINA, ETC.)
..	Steam PHILIPPINES
..	Steam FORMOSA
..	13	31,197	1	3,242	Steam CHINA (EXCLUSIVE OF HONGKONG AND MACAO)
..	Steam KOREA
..	34	124,659	1	8,230	Steam JAPAN
..	6	19,163	5	16,595	Steam EGYPT

GENERAL TABLES
SHIPPING

(995

No. 9—concluded

TRADE WITH EACH COUNTRY

NUMBER and TONNAGE of STEAM and SAILING VESSELS, including their REPEATED VOYAGES, that distinguishing the NATIONALITY of the vessels employed in the Trade with each

COUNTRIES WHENCE ENTERED AND TO WHICH CLEARED	NATION											
	NATIVE											
	TOTAL FOREIGN				BAITISH				BRITISH INDIAN			
	Entered		Cleared		Entered		Cleared		Entered		Cleared	
	vessels	tons	vessels	tons	vessels	tons	vessels	tons	vessels	tons	vessels	tons
FOREIGN COUNTRIES—continued												
TRIPOLI Steam
TUNIS Steam
MOROCCO Steam
PORTUGUESE EAST AFRICA Steam
MADAGASCAR	Sailing
	
REUNION Steam
GERMAN EAST AFRICA	Sailing
	
ITALIAN EAST AFRICA	Sailing
	
FRENCH SOMALILAND Steam
OTHER EAST AFRICAN PORTS Steam
UNITED STATES OF AMERICA	Sailing	2	25,332	2	10,475
	
CUBA Steam
FRENCH WEST INDIES Steam
MEXICO Steam
BRAZIL Steam
URUGUAY	Sailing
	
ARGENTINE REPUBLIC	Sailing
	
CHILE	Sailing
	
PERU	Sailing
	
OTHER ISLANDS IN THE PACIFIC Steam
TOTAL FOREIGN COUNTRIES	Steam	92	298,955	49	198,918
	Sailing	92	6,840	2	107
	Total	92	298,955	49	198,918	92	6,840	2
TOTAL UNITED KINGDOM, BRITISH POSSESSIONS AND FOREIGN COUNTRIES	Steam	139	410,186	77	286,308
	Sailing	167	14,415	26	2,008
	Total	139	410,186	77	286,308	167	14,415	26

AND NATIONALITY OF VESSELS

ENTERED and CLEARED in BALLAST from and to each COUNTRY at PORTS in BRITISH INDIA, country, in the Official Year 1930-31—concluded

CRAFT								COUNTRIES WHENCE ENTERED AND TO WHICH CLEARED
FOREIGN				TOTAL BRITISH, BRITISH INDIAN, FOREIGN, AND NATIVE CRAFT				
Entered		Cleared		Entered		Cleared		
vessels	tons	vessels	tons	vessels	tons	vessels	tons	
..	FOREIGN COUNTRIES—continued
..	Steam TRIPOLI
..	Steam TUNIS
..	Steam MOROCCO
..	10	41,604	1	3,201	Steam } PORTUGUESE EAST AFRICA
..	Sailing }
..	Steam MADAGASCAR
..	Steam REUNION
..	Steam } GERMAN EAST AFRICA
..	Sailing }
..	2	6,316	Steam } ITALIAN EAST AFRICA
..	Sailing }
..	Steam FRENCH SOMALILAND
..	Steam OTHER EAST AFRICAN PORTS
..	6	69,736	6	46,438	Steam } UNITED STATES OF AMERICA
..	Sailing }
..	Steam CUBA
..	Steam FRENCH WEST INDIES
..	Steam MEXICO
..	Steam BRAZIL
..	Steam } URUGUAY
..	Sailing }
..	Steam } ARGENTINE REPUBLIC
..	Sailing }
..	Steam } CHILE
..	Sailing }
..	1	3,171	Steam } PERU
..	Sailing }
..	Steam OTHER ISLANDS IN THE PACIFIC
..	147	514,998	156	565,944	Steam } TOTAL FOREIGN COUNTRIES
43	3,874	3	323	186	10,817	6	561	Sailing }
43	3,874	3	323	283	525,800	162	566,505	Total }
..	383	1,071,846	255	871,331	Steam } TOTAL UNITED KINGDOM, BRITISH POSSESSIONS AND FOREIGN COUNTRIES
44	3,903	4	438	398	33,838	53	3,686	Sailing }
44	3,903	4	438	676	1,105,684	308	875,017	TOTAL }

VESSELS BUILT
SHIPPING

(997)

No. 10

NUMBER and TONNAGE of SAILING and STEAM VESSELS, BUILT

PROVINCES	1926-27						1927-28						SAILING	
	SAILING		STEAM		TOTAL		SAILING		STEAM		TOTAL			
	ves.	tons	ves.	tons	ves.	tons	ves.	tons	ves.	tons	ves.	tons	ves.	tons
BENGAL
BOMBAY	29	2,443	5	807	34	3,250	13	2,282	13	2,282	14	404
SIND	2	92	2	92	15	874	1	46	16	920	8	565
MADRAS	21	522	1	59	22	581	3	105	3	105	11	305
BURMA	3	249	1	10	4	259	1	14	1	14
TOTAL	55	3,306	7	876	62	4,182	32	3,275	1	46	33	3,321	33	1,274
PORTS														
BENGAL—														
Calcutta—														
from 10 to 100 tons
above 100 „ 300
„ 300
Chittagong—														
from 10 to 100 tons
above 100 to 300
„ 300
TOTAL from 10 to 100 tons
„ above 100 „ 300
„ „ 300
TOTAL
BOMBAY—														
Bombay from 10 to 100 tons	7	546	2	147	9	693	2	72
„ above 100 „ 300	12	1,618	3	660	15	2,278
„ „ 300	6	2,123	6	2,123
Bassein from 10 „ 100	5	189
„ above 100 „ 300
Bhandup from 10 „ 100
Bulsar	8	262	8	262	5	125	5	125
Dabhol	1	20	1	20
Dahann
Dodamarg	1	10	1	10
Honavar
Jaitapur
Málwan
Maroli	1	12	1	12
Rai
Ratnágiri	7	148
„ above 100 „ 300
Revdanda from 10 „ 100
Sankarata
Surat
Uran
Yengurla	1	14	1	14
TOTAL from 10 to 100 tons	17	880	2	147	19	977	7	159	7	159	14	404
„ above 100 „ 300	12	1,618	3	660	15	2,273
„ „ 300	6	2,123	6	2,123
TOTAL	29	2,443	5	807	34	3,250	13	2,282	13	2,282	14	404
SIND—														
Karachi—														
from 10 to 100 tons	2	92	2	92	12	455	1	46	13	501	7	286
above 100 „ 300	3	419	3	419	1	279
Kati Bundar from 10 to 100 tons
TOTAL from 10 to 100 tons	2	92	2	92	12	455	1	46	13	501	7	286
„ above 100 „ 300	3	419	3	419	1	279
„ „ 300
TOTAL	2	92	2	92	15	874	1	46	16	920	8	565
MADRAS—														
Calicut from 10 to 100 tons	3	40	1	59	4	99	1	14
„ above 100 „ 300
Cannanore from 10 „ 100
Ocanáda
„ above 100 „ 300
„ „ 300
Cochin from 10 „ 100
„ above 100 „ 300

NOTE—(1) Under the English and Indian Merchant Shipping Acts and the Bombay Act, XIX of 1898, the registration of coasting vessels is compulsory in the Bombay Presidency including Sind, and the returns for Bombay and Sind are therefore complete as regards vessels of 10 tons burthen and above, while the returns for other provinces are incomplete, as the registration of vessels under both the English Merchant Shipping Act, 1894, and the Indian Merchant Shipping Act, X of 1841, as amended by Act XI of 1850 is optional, and the returns are necessarily restricted only to such vessels as are actually registered.

(2) The Ports in the Bombay Presidency, excepting the chief port, are really *talukas* composed of a number of subordinate ports.

VESSELS BUILT
SHIPPING

at each PORT in BRITISH INDIA, in each Official Year from 1926-27 to 1930-31.

1928-29				1929-30				1930-31								
STEAM		TOTAL		SAILING		STEAM		TOTAL		SAILING		STEAM		TOTAL		
ves.	tons	ves.	tons	ves.	tons	ves.	tons	ves.	tons	ves.	tons	ves.	tons	ves.	tons	
..	1	23	1	23	1	345	1	345	BENGAL PROVINCES
1	11	15	415	8	470	2	55	10	525	2	24	2	24	BOMBAY
..	..	8	565	4	91	4	91	2	29	2	29	SIND
..	..	11	305	14	378	14	378	17	742	17	742	MADRAS
..	BURMA
1	11	34	1,285	28	939	3	78	29	1,017	21	795	1	345	22	1,140	TOTAL
..	BENGAL—
..	Calcutta—
..	from 10 to 100 tons
..	1	345	1	345	above 100 „ 300 „
..	1	23	1	23	„ 300
..	Chittagong—
..	from 10 to 100 tons
..	above 100 to 300 „
..	„ 300
..	1	23	1	23	TOTAL from 10 to 100 tons
..	„ above 100 „ 300 „
..	„ „ 300 „
..	1	23	1	23	1	345	1	345	TOTAL
1	11	3	83	2	88	2	55	4	143	BOMBAY—
..	1	166	1	166	Bombay from 10 to 100 tons
..	„ above 100 „ 300 „
..	„ „ 300
..	..	5	189	2	89	2	89	Baseln from 10 „ 100 „
..	„ above 100 „ 300 „
..	Bhandup from 10 „ 100 „
..	Bulsar „ „ „ „
..	1	21	1	21	Dabhol „ „ „ „
..	Dahanu „ „ „ „
..	Dodamarg „ „ „ „
..	1	52	1	52	Honavar „ „ „ „
..	Jaitapur „ „ „ „
..	Malwan „ „ „ „
..	Marolli „ „ „ „
..	Rai „ „ „ „
..	..	7	148	1	64	1	64	2	24	2	24	Ratnagiri „ „ „ „
..	„ above 100 „ 300 „
..	Revdanda from 10 „ 100 „
..	Sanikatta „ „ „ „
..	Surat „ „ „ „
..	Uran „ „ „ „
..	Vengurla „ „ „ „
1	11	15	415	7	314	2	55	9	369	TOTAL from 10 to 100 tons
..	1	156	1	156	„ above 100 „ 300 „
..	„ „ 300
1	11	15	415	8	470	2	55	10	525	2	24	2	24	TOTAL
..	..	7	286	3	80	3	80	2	29	2	29	SIND—
..	..	1	279	Karachi—
..	1	11	1	11	from 10 to 100 tons
..	above 100 „ 300 „
..	..	7	286	4	91	4	91	Keti Bunder from 10 to 100 „
..	..	1	279	TOTAL from 10 to 100 „
..	„ above 100 „ 300 „
..	„ „ 300
..	..	8	565	4	91	4	91	2	29	2	29	TOTAL
..	..	1	14	2	27	2	27	2	25	2	25	MADRAS—
..	Calcut from 10 to 100 tons
..	„ above 100 „ 300 „
..	Cannanore from 10 „ 100 „
..	Cocanada „ „ „ „
..	„ above 100 „ 300 „
..	„ „ 300
..	Cochin from 10 „ 100 „
..	„ above 100 „ 300 „

VESSELS BUILT
SHIPPING

(999)

No. 10—continued
NUMBER and TONNAGE of SAILING and STEAM VESSELS, BUILT

PORTS—continued	1926-27						1927-28						SAILING	
	SAILING		STEAM		TOTAL		SAILING		STEAM		TOTAL			
	ves.	tons	ves.	tons	ves.	tons	ves.	tons	ves.	tons	ves.	tons	ves.	tons
MADRAS—continued														
Suddalore from 10 to 100 tons
Kasaragod .. " " " "
" above 100 " 300 "
Mangalore from 10 " 100 "	16	435	16	435	3	105	3	105	10	291
" above 100 " 300 "
Masulipatam from 10 " 100 "
Mulki .. " " " "	1	23	1	23
Negapatam .. " " " "
Pamban .. " " " "
" above 100 " 300 "
Porani from 10 " 100 "	1	24	1	24
" above 100 " 300 "
Tellicherry from 10 " 100 "
" above 100 " 300 "
Topputtnoral from 10 " 100 "
Tuticorin .. " " " "
" above 100 " 300 "
TOTAL from 10 " 100 "	21	522	1	59	22	581	3	105	3	105	11	305
" above 100 " 300 "
" " 300 "
TOTAL	21	522	1	59	22	581	3	105	3	105	11	305
BOZSA—														
Moulmein from 10 to 100 tons
Rangoon .. " " " "	1	10	1	10
" above 100 " 300 "
" " 300 "
Merqui from 10 " 100 "
Tavoy .. " " " "	1	11	1	11	1	14	1	14
" above 100 " 300 "	2	238	2	238
TOTAL from 10 " 100 "	1	11	1	10	2	21	1	14	1	14
" above 100 " 300 "	2	238	2	238
" " 300 "
TOTAL	3	249	1	10	4	259	1	14	1	14

VESSELS REGISTERED
SHIPPING

(1001)

No 11

NUMBER and TONNAGE of SAILING and STEAM VESSELS, FIRST REGISTERED

PROVINCES	1926-27						1927-28							
	SAILING		STEAM		TOTAL		SAILING		STEAM		TOTAL		SAILING	
	ves.	tons	ves.	tons	ves.	tons	ves.	tons	ves.	tons	ves.	tons	ves.	tons
<i>Under the English Act</i>														
BENGAL
BOMBAY	1	560	1	560	5	9,179	5	9,179
BURMA	2	267	8	236	10	503	2	203	8	467	10	760
TOTAL	2	267	9	706	11	1,063	2	203	13	9,646	15	9,939
<i>Under the Indian Act</i>														
BENGAL
BOMBAY	82	4,292	5	807	87	5,099	11	2,524	11	2,524	16	545
SIND	2	92	2	92	15	874	2	89	17	963	11	872
MADRAS	21	522	1	59	22	581	3	105	3	105	11	305
BURMA
TOTAL	105	4,906	6	866	111	5,772	29	3,503	2	89	31	3,592	38	1,722
<i>PORTS Under the English Act</i>														
BENGAL— Calcutta— from 10 to 100 tons
above 100 " 300 "
Chittagong above 300 "
TOTAL
<i>Under the Indian Act</i>														
BENGAL— Chittagong from 10 to 100 tons
above 100 " 300 "
" " 300 "
TOTAL
<i>Under the English Act</i>														
BOMBAY— Bombay— from 10 to 100 tons
above 100 " 300 "	1	161	1	161
" 300 "	1	560	1	560	4	9,018	4	9,018
TOTAL	1	560	1	560	5	9,179	5	9,179
<i>Under the Indian Act</i>														
BOMBAY— Bombay— from 10 to 100 tons	9	635	2	147	11	782	2	86	2	86	5	266
above 100 " 300 "	12	1,618	3	660	15	2,278	2	801	2	801
" 300 "	6	2,123	6	2,123
Ankola from 10 to 100 "
Bassein " " " " "	7	78	7	78
Bhandup " " " " "
" above 100 " 300 "
Balsar from 10 " 100 "	53	1,956	53	1,956	4	136
Dahanu " " " " "
Daman " " " " "
Dodamarg " " " " "	1	10	1	10
Honavar " " " " "
Jaitapur " " " " "
Maiwan " " " " "
Marol " " " " "
Raj " " " " "
Ratnagiri " " " " "	7	148
Sanikara " " " " "
Surat " " " " "
Uran " " " " "
Vengurla " " " " "	1	14	1	14
TOTAL from 10 to 100 "	70	2,679	2	147	72	2,826	3	160	3	160	16	545
" above 100 " 300 "	12	1,618	3	660	15	2,278	2	801	2	801
" " 300 "	6	2,123	6	2,123
TOTAL	82	4,292	5	807	87	5,099	11	2,524	11	2,524	16	545

NOTE—(1) Under the English and Indian Merchant Shipping Act and the Bombay Act, XIX of 1838, the registration of coasting vessels is compulsory in the Bombay Presidency including Sind, and the returns for Bombay and Sind are therefore complete as regards vessels of 10 tons burthen and above, while the returns for other Provinces are incomplete as the registration of vessels under both the English Merchant Shipping Act, 1894, and the Indian Merchant Shipping Act, X of 1841, as amended by Act XI of 1950, is optional and the returns are necessarily restricted only to such vessels as are actually registered.
(2) The ports in the Bombay Presidency, excepting the chief port, are really *satukas* composed of a number of subordinate ports.

at each PORT in BRITISH INDIA, in each Official Year from 1926-27 to 1930-31

1928-29				1929-30						1930-31						PROVINCES <i>Under the English Act</i>
STEAM		TOTAL		SAILING		STEAM		TOTAL		SAILING		STEAM		TOTAL		
ves.	tons	ves.	tons	ves.	tons	ves.	tons	ves.	tons	ves.	tons	ves.	tons	ves.	tons	
..	5	1,955	5	1,955	BENGAL
3	4,029	3	4,029	2	991	2	991	4	4,294	4	4,294	BOMBAY
5	5,869	5	5,869	5	467	8	1,508	13	2,030	3	9,299	3	9,299	BURMA
8	9,898	8	9,898	5	467	10	2,554	15	3,121	12	16,549	12	16,548	TOTAL
..	1	23	1	23	<i>Under the Indian Act</i>
2	67	18	612	5	360	2	55	7	415	8	406	2	49	10	455	BENGAL
1	45	12	917	4	91	4	91	3	70	3	70	BOMBAY
..	..	11	305	14	378	14	378	17	742	17	742	SIND
..	MADRAS
8	112	41	1,834	23	829	3	78	26	907	28	1,218	2	49	30	1,267	BURMA
..	TOTAL
..	<i>Under the English Act</i>
..	BENGAL—
..	Calcutta—
..	1	133	1	133	from 10 to 100 tons
..	3	1,508	3	1,508	above 100 " 300 "
..	1	314	1	314	" 300 "
..	5	1,955	5	1,955	Chittagong above 300 "
..	TOTAL
..	<i>Under the Indian Act</i>
..	1	23	1	23	BENGAL—
..	Chittagong from 10 to 100 tons
..	" above 100 " 300 "
..	" 300 "
..	1	23	1	23	TOTAL
..	<i>Under the English Act</i>
..	BOMBAY—
1	278	1	278	1	246	1	246	Bombay—
2	3,751	2	3,751	2	991	2	991	3	4,048	3	4,048	from 10 to 100 tons
3	4,029	3	4,029	2	991	2	991	4	4,294	4	4,294	above 100 " 300 "
..	" 300 "
..	TOTAL
..	<i>Under the Indian Act</i>
2	67	7	333	2	88	2	55	4	145	4	199	2	49	6	248	BOMBAY—
..	1	156	1	156	1	172	1	172	Bombay—
..	from 10 to 100 tons
..	above 100 " 300 "
..	" 300 "
..	Ankola from 10 to 100 tons
..	Rassein " " " " "
..	Bhandup " " " " "
..	" above 100 " 300 "
..	..	4	136	Bulsar from 10 " 100 "
..	1	11	1	11	Dahanu " " " " "
..	Daman " " " " "
..	Dodamarg " " " " "
..	1	52	1	52	Honavar " " " " "
..	Jaitapur " " " " "
..	Maliwan " " " " "
..	Naroli " " " " "
..	Rai " " " " "
..	..	7	145	1	64	1	64	2	24	2	24	Ratnagiri " " " " "
..	Sanikata " " " " "
..	Surat " " " " "
..	Uran " " " " "
..	Vengurla " " " " "
2	67	18	612	4	204	2	55	6	259	7	234	2	49	9	233	TOTAL from 10 " 100 "
..	1	156	1	156	1	172	1	172	" above 100 " 300 "
..	" 300 "
2	67	18	612	5	360	2	55	7	415	8	406	2	49	10	455	TOTAL

at each PORT in BRITISH INDIA, in each Official Year from 1926-27 to 1930-31—continued

1928-29				1929-30						1930-31						PORTS—continued Under the Indian Act SIND— Karachi from 10 to 100 tons " above 100 " 300 " " " 300 " Sirganda from 10 to 100 " Kati Bundar " 10 " 100 " TOTAL from 10 to 100 " " above 100 " 300 " " " 300 " TOTAL
STEAM		TOTAL		SAILING		STREAM		TOTAL		SAILING		STREAM		TOTAL		
ves.	tons	ves.	tons	ves.	tons	ves.	tons	ves.	tons	ves.	tons	ves.	tons	ves.	tons	
1	45	8	379	8	80	8	80	2	29	2	29	Kati Bundar " 10 " 100 "
..	..	3	516	
..	" above 100 " 300 "
..	..	1	22	1	41	1	41	Sirganda from 10 to 100 "
..	1	11	1	11	Kati Bundar " 10 " 100 "
1	45	9	401	3	70	3	70	TOTAL from 10 to 100 "
..	..	3	516	" above 100 " 300 "
..	" " 300 "
1	45	12	917	4	91	4	91	3	70	3	70	TOTAL
..	..	1	14	2	27	2	27	2	25	2	25	Under the Indian Act MADRAS—
..	Calicut from 10 to 100 tons
..	" above 100 " 300 "
..	Cannanore from 10 " 100 "
..	Cocanada " " " "
..	" above 100 " 300 "
..	" " 300 "
..	Cochin from 10 " 100 "
..	" above 100 " 300 "
..	Cuddalore from 10 " 100 "
..	..	10	291	12	351	12	351	11	530	11	530	Mangalore " " " "
..	" above 100 " 300 "
..	Masulipatam from 10 " 100 "
..	1	26	1	26	Mulki " " " "
..	Negapatam " " " "
..	Pamban " " " "
..	" above 100 " 300 "
..	Pondicherry from 10 " 100 "
..	" above 100 " 300 "
..	Tellicherry from 10 " 100 "
..	" above 100 " 300 "
..	Toppattuoral from 10 " 100 "
..	2	44	2	44	Tuticorin " " " "
..	1	117	1	117	" above 100 " 300 "
..	..	11	305	14	378	14	378	16	625	16	625	TOTAL from 10 " 100 "
..	1	117	1	117	" above 100 " 300 "
..	" " 300 "
..	..	11	305	14	378	14	378	17	742	17	742	TOTAL
2	76	2	76	1	100	3	140	4	240	Under the English Act BURMA—
2	207	2	207	1	157	3	535	4	692	1	166	1	166	Rangoon from 10 to 100 tons
1	5,586	1	5,586	3	210	2	888	5	1,098	2	9,188	2	9,188	" above 100 " 300 "
5	5,869	5	5,869	5	467	8	1,563	13	2,030	3	9,299	3	9,299	" " 300 "
..	TOTAL
..	Under the Indian Act BURMA—
..	Moulmein from 10 to 100 tons
..	" above 100 " 300 "
..	Mergul from 10 " 100 "
..	Tavoy " " " "
..	TOTAL from 10 " 100 "
..	" above 100 " 300 "
..	TOTAL

INDEX TO TABLES 1 TO 13

COUNTRIES AND PORTS	Imports	Exports	COUNTRIES AND PORTS	Imports	Exports
Abyssinia	Page 4, 5, 17, 552	Page 8, 9, 12, 13, 19, 21, 552	Denmark	Page 2, 3, 16, 262-268	Page 6, 7, 10, 11, 18, 20, 264-265
Aden and Dependencies	2, 3, 16, 373-375	6, 7, 10, 11, 18, 20, 376-381	Dhanus Kodi	34	34
Adirampatnam	83	83	Dutch Guiana	4, 5, 17	19, 594
Afghanistan	8, 9, 12, 13, 18, 20, 420	" New Guinea	8, 9, 12, 13, 14, 16, 466
Africa— Italian East	4, 5, 17, 548	8, 9, 12, 13, 19, 21, 548-550	" West Indies	4, 5
Portuguese East	4, 5, 17, 527-528	8, 9, 12, 13, 19, 21, 528-532	Ecuador	4, 5, 17	19, 598
" West	17, 517	6, 7, 8, 9, 10, 11, 12, 13, 19, 518	Egypt	4, 5, 17, 507-508	8, 9, 12, 13, 19, 21, 508-512
Akyab	86	83	Eethonia	2, 3, 16, 252	6, 7, 10, 11, 18, 253
Albania	4, 5, 16, 359	6, 7, 10, 11, 18, 359	Federated Malay States	2, 3, 16, 456	6, 7, 10, 11, 18, 20, 456-458
Algeria	4, 5, 17, 515	8, 9, 12, 13, 19, 515	Fiji Islands	2, 3, 17, 608	6, 7, 10, 11, 19, 21, 608-609
Ammapatnam	24	34	Finland	2, 3, 16, 251	6, 7, 10, 11, 18, 20, 251-252
Anglo-Egyptian Sudan	2, 3, 17, 552	6, 7, 10, 11, 19, 21, 552-554	Flume	4, 5, 16, 348	6, 7, 10, 11, 18, 349
Argentine Republic	4, 5, 17, 596	8, 9, 12, 13, 19, 21, 596	Formosa	4, 5, 16, 474	8, 9, 12, 13, 18, 20, 474
Armenia	370	8, 9, 12, 13, 18, 20, 370	Fort Saint George	32, 140-174	32, 175-180
Australian Commonwealth	2, 3, 17, 599-602	6, 7, 10, 11, 19, 21, 602-605	France	2, 3, 16, 312-319	6, 7, 10, 11, 18, 20, 319-324
Austria	4, 5, 16, 349-352	6, 7, 10, 11, 18, 20, 353	French West Africa	4, 5	518
Azerbaijan	4, 5, 16, 370	---	French Possessions in West Africa	17, 517	518
Badagara	85	85	French Somaliland	4, 5	8, 9, 12, 13
Bahrein Islands	2, 3, 16, 406	6, 7, 10, 11, 18, 20, 406-410	Georgia	2, 3, 16, 254	6, 7, 10, 11, 18, 254
Balalore	30, 76	80, 76	Germany	2, 3, 16, 266-280	6, 7, 10, 11, 18, 20, 281-286
Basseln	36	36	Gibraltar	2, 3, 16, 327	6, 7, 10, 11, 18, 20, 327-328
Belgian Congo	517	517	Gold Coast	---	516
Belgium	2, 3, 16, 298-306	6, 7, 10, 11, 18, 20, 307-310	Gopalpur	32	32
Bengal	22, 23, 30	22, 23, 30	Greece	4, 5, 16, 361	6, 7, 10, 11, 18, 20, 361-362
Bermudas	586	6, 7, 10, 11, 19, 586	Guatemala	4, 5, 17, 589	8, 9, 12, 13, 19, 589
Bihar and Orissa	22, 30	22, 30	Guiana (British)	2, 3, 17, 592	6, 7, 10, 11, 19, 21, 593
Bimlipatam	32	32	" (Dutch)	4, 5, 17	19, 594
Bolivia	---	19, 598	Hawaii	4, 5, 17, 609	8, 9, 12, 13, 19, 21, 610
Bombay	22, 23, 30, 77-102	22, 23, 30, 103-118	Hayti and St. Domingo	4, 5, 17, 587	21, 587
Borneo	2, 3, 16, 465	18, 20, 465	Henjam Island	4, 5, 16, 419	8, 9, 12, 13, 18, 20, 419
" British	2, 3, 16	6, 7, 10, 11, 18, 20	Honduras	2, 3, 17	8, 9, 12, 13, 19, 590
" Dutch	4, 5, 16	8, 9, 12, 13	Hongkong	2, 3, 16, 474-478	6, 7, 10, 11, 18, 20, 479-482
Brazil	4, 5, 17, 594	8, 9, 12, 13, 19, 21, 594	Honavar	31	31
British Guiana	2, 3, 17, 592	6, 7, 10, 11, 19, 21, 593	Hungary	4, 5, 16, 354	6, 7, 10, 11, 18, 20, 354
" Honduras	2, 3	6, 7, 10, 11, 19, 590	Indo-China	4, 5, 16, 470	8, 9, 12, 13, 18, 20, 471
" Possessions in West Africa	17, 517	19, 518	Iraq	2, 3, 4, 5, 16, 382-384	6, 7, 8, 9, 10, 11, 12, 13, 18, 20, 385-393
" West India Islands	2, 3	6, 7, 10, 11	Islands in the Pacific	---	8, 9, 12, 13, 19, 610
Broach	31	31	Italian East Africa	4, 5, 17, 548	8, 9, 12, 13, 19, 21, 548-550
Bulgaria	---	6, 7, 10, 11, 18, 359	Italy	4, 5, 16, 334-344	6, 7, 10, 11, 18, 20, 345-348
Buvar	31	31	Japan	4, 5, 16, 491-501	8, 9, 12, 13, 18, 20, 501-506
Burma	22, 23, 36	22, 23, 36	Java	4, 5, 16, 460-461	8, 9, 12, 13, 18, 20, 461-464
Calcutta	30, 38-63	30, 63-75	Karachi	31, 119-140	31, 141-148
Calicut	35	35	Karikal	33	33
Calingapatam	32	32	Karwar	31	31
Canada	2, 3, 17, 561-568	6, 7, 10, 11, 19, 21, 568-564	Kenya Colony	2, 3, 17, 588-589	6, 7, 10, 11, 19, 21, 589-543
Canary Islands	4, 5, 17, 516	516	Kilakaral	34	34
Cannanore	35	35	Korea	4, 5, 16, 490	8, 9, 12, 13, 18, 490
Cape of Good Hope	2, 3, 17, 518	6, 7, 10, 11, 19, 21, 519-520	Koyalpatnam	34	34
Celebes and other Islands	4, 5, 16, 465	8, 9, 12, 13, 18, 20, 466	Kulasekharapatnam	35	35
Ceylon	2, 3, 16, 422-427	6, 7, 10, 11, 18, 20, 428-436	Kyaukpyu	36	36
Channel Islands	2, 3, 16, 311	6, 7, 10, 11, 18, 19, 21, 311	Latvia	2, 3, 16, 253	6, 7, 10, 11, 18, 253
Chile	4, 5, 17, 596	8, 9, 12, 13, 19, 21, 597	Lithuania	2, 3, 16, 253	2, 3, 16, 253
China	4, 5, 16, 483-486	8, 9, 12, 13, 18, 20, 487-490	Luxemburg	2, 3, 16, 310	8, 9, 12, 13, 18, 20, 311
Chittagong	30	30	Macao	4, 5, 14, 16, 473	8, 9, 12, 13, 18, 20, 473
Cocanada	32	32	Madagascar	4, 5, 17, 532	8, 9, 12, 13, 19, 21, 532-533
Cochin	35	35	Madras	22, 23, 32	22, 23, 32-36
Colombia	4, 5, 17, 591	19, 21, 591	Maldives	2, 3, 16, 421	6, 7, 10, 11, 18, 22, 421
Ocondapoor	35	35	Malpe	35	35
Costa-Rica	---	8, 9, 12, 13, 19, 591	Malta and Gozo	2, 3, 16, 329	6, 7, 10, 11, 18, 20, 330
Crete	4, 5, 16, 362	8, 9, 12, 13, 18, 20, 363	Malwan	31	31
Cuba	4, 5, 17, 588	21, 586	Mangalore	35	35
Cuddalore	32	32	Maskat Territory and Trucial Oman	4, 5, 16, 394	8, 9, 12, 13, 18, 20, 395-399
Cyprus	2, 3, 16, 365	6, 7, 10, 11, 1, 20, 365	Masulipatam	32	32
Czecho-Slovakia	4, 5, 16, 354-357	8, 9, 12, 13, 18, 20, 357	Mauritius and Dependencies	2, 3, 17, 555	6, 7, 10, 11, 19, 21, 555-558
Dahanu	31	31	Mergul	36	36

INDEX TO TABLES 1 TO 13—continued

COUNTRIES AND PORTS		Imports	Exports	COUNTRIES AND PORTS		Imports	Exports
		Page	Page			Page	Page
Mexico		4, 5, 17, 589	8, 9, 12, 13, 19, 589	San-Salvador		19	8, 9, 12, 13, 18, 550
Morocco		4, 5, 17, 515	8, 9, 12, 13, 19, 515-516	Serb-Croat-Slovene State		4, 5, 16, 360	8, 9, 12, 13, 18, 358
Moulmein		37	37	Seychelles		2, 3, 17, 559	6, 7, 10, 11, 19, 21, 550-560
Natal		2, 3, 17, 521-522	6, 7, 10, 11, 19, 21, 522-525	Slam		4, 5, 16, 466	8, 9, 12, 13, 18, 20, 467-470
Negapatam		33	33	Sind		22, 23, 31	22, 23, 31
Netherlands		2, 3, 16, 287-293	6, 7, 10, 11, 18, 20, 294-297	Smyrna		4, 5, 16, 371	8, 9, 12, 13, 18, 20, 371
Newfoundland and Coast of Labrador		---	6, 7, 10, 11, 19, 565	Somaland-Protectorate		2, 3, 16, 550	6, 7, 10, 11, 550-551
New Guinea		8, 9, 12, 13, 14, 18, 466	British		2, 3, 17	6, 7, 10, 11, 19, 21
New Zealand		2, 3, 17, 606	6, 7, 10, 11, 19, 21, 607-608	French		4, 5	8, 9, 12, 13
Nicaragua		---	8, 9, 12, 13, 19, 590	Spain		4, 5, 16, 325	6, 7, 10, 11, 18, 20, 325-326
Nigeria		---	517	Spanish Possessions in West Africa		517	518
Norway		2, 3, 16, 260-261	6, 7, 10, 11, 18, 20, 261-262	Straits Settlements		2, 3, 16, 437-443	6, 7, 10, 11, 18, 20, 449-455
Nyasaland Protectorate		2, 3, 17, 547	6, 7, 10, 11, 19, 21, 547	Sumatra		4, 5, 16, 458	8, 9, 12, 13, 18, 20, 459
Other Native States in Arabia		4, 5, 16, 399-400	8, 9, 12, 13, 18, 20, 400-405	Surat		31	31
Pacific—Islands in the		8, 9, 12, 13, 19, 610	Sweden		2, 3, 16, 255-258	6, 7, 10, 11, 18, 20, 259
Palestine		2, 3, 16, 372	6, 7, 10, 11, 18, 20, 372	Switzerland		4, 5, 16, 330-333	6, 7, 10, 11, 18, 20, 333-334
Pamban		34	34	Syria		4, 5, 16, 368	8, 9, 12, 13, 18, 20, 368-370
Panama		4, 5, 17, 592	19, 592	Tanganyika Territory		2, 3, 17, 544	6, 7, 10, 11, 19, 21, 544-546
Papua		---	6, 7, 10, 11, 19, 21, 606	Tavoy		37	37
Paraguay		---	19, 595	Tellicherry		35	35
Persia		4, 5, 16, 410-412	8, 9, 12, 13, 18, 20, 412-418	Territory of Papua		---	6, 7, 10, 11, 19, 21, 606
Peru		4, 5, 17, 597	19, 21, 597-598	Tirumalavasal		33	33
Philippine Islands and Guam		4, 5, 16, 472	8, 9, 12, 13, 18, 20, 472-473	Tondi		34	34
Point Calimere		33	33	Topputturai		33	33
Poland		2, 3, 16, 265	6, 7, 10, 11, 18, 265	Transvaal		2, 3, 17, 526	6, 7, 10, 11, 19, 21, 526
Ponnau		35	35	Tripoli		4, 5, 17, 513	8, 9, 12, 13, 19, 21, 513
Porto Novo		33	33	Tunis		4, 5, 17, 514	8, 9, 12, 13, 19, 21, 514
Porto Rico		---	587	Turkey, Asiatic		4, 5, 16, 366	8, 9, 12, 13, 18, 20, 366-368
Portugal		4, 5, 16, 323	6, 7, 10, 11, 18, 20, 323	European		4, 5, 16, 363	8, 9, 12, 13, 18, 20, 363-364
Portuguese East Africa		4, 5, 17, 527-528	8, 9, 12, 13, 19, 21, 528-532	Tuticorin		34	34
Portuguese Possessions in West Africa		17, 517	518	Uganda Protectorate		2, 3, 17, 547	6, 7, 10, 11, 19, 21, 547
Portuguese West Africa		4, 5	United Kingdom		2, 3, 16, 211-237	6, 7, 10, 11, 18, 20, 239-250
Protectorate of South West Africa		2, 3, 17, 515	6, 7, 10, 11, 19, 518	United States of America		4, 5, 17, 565-579	8, 9, 12, 13, 19, 21, 560-565
Puri		30	30	Uran		31	31
Rangoon		36, 181-202	36, 203-210	Uruguay		4, 5, 17, 595	19, 21, 595
Reunion		4, 5, 17, 533	8, 9, 12, 13, 19, 21, 533	Velanganni		33	33
Rhodesia		2, 3, 17, 527	6, 7, 10, 11, 19, 21, 527	Venezuela		4, 5, 17, 592	19, 592
Roumania		4, 5, 16, 360	6, 7, 10, 11, 18, 20, 360	Victoria Point		37	37
Russia		2, 3, 16, 250	6, 7, 10, 11, 18, 20, 251	Vizagapatam		32	32
Sanikatta		31	31	West Africa		17, 517	6, 7, 8, 9, 10, 11, 12, 13, 19, 518
				West Indies		17, 588	8, 9, 12, 13, 19, 21, 588-590
				Zanzibar and Pemba		2, 3, 17, 533-534	6, 7, 10, 11, 19, 21, 534-538

MISCELLANEOUS.

	Page	Shipping :—	Page
Index—Trade and Navigation of :—		Abstract Tables—	
Abstract Tables	646-679	Vessels entered into each province	933
General Imports	680-800	" cleared from " "	934
" Exports	801-875	" entered from each country	935-938
Inland Trade	876-884	" cleared to " "	939-942
Shipping	885-894	Nationality of vessels entered	943, 944
Transshipment cargo	896-922	" " cleared	945, 946
Bonded goods	644-645	Vessels entered and cleared from and to each port—	
Customs duty—		With cargoes	947-962
At each port	611-614	In ballast	963-976
On principal articles imported	615-625	General Tables—	
On articles exported	626	Vessels entered and cleared with cargoes	977-988
Drawbacks and Refunds	627-636	" " " " in ballast	989-996
Exemptible goods passed free	637-643	" built at each port	997-1000
Foreign possessions in India—Trade of the	924-931	" registered at each port	1001-1004

ernment of India Publications are obtainable from the Government of India Central Publication Branch, 3, Government Place, West, Calcutta, and from the following Agents:—

EUROPE.

OFFICE OF THE HIGH COMMISSIONER FOR INDIA,
INDIA HOUSE, ALDWYCH, LONDON, W. C. 2.

And at all Booksellers.

INDIA AND CEYLON: Provincial Book Depôts.

AS.—Superintendent, Government Press, Mount Road, Madras.
 AY.—Superintendent, Government Printing and Stationery, Queen's Road, Bombay.
 —Library attached to the Office of the Commissioner in Sind, Karachi.
 AL.—Bengal Secretariat Book Depôt, Writers' Buildings, Room No. 1, Ground Floor, Calcutta.
 ED PROVINCES OF AGRA AND OUDH.—Superintendent of Government Press, United Provinces of Agra and Oudh, Allahabad.
 AB.—Superintendent, Government Printing, Punjab, Lahore.
 TA.—Superintendent, Government Printing, Burma, Rangoon.
 RAJ. PROVINCES AND BEHAR.—Superintendent, Government Printing, Central Provinces, Nagpur.
 M.—Superintendent, Assam Secretariat Press, Shillong.
 B. AND ORISSA.—Superintendent, Government Printing, Bihar and Orissa, P. O. Gularbagh, Patna.
 H. WEST FRONTIER PROVINCE.—Manager, Government Printing and Stationery, Peshawar.

ker, Spink & Co., Ltd., Calcutta and Simla.
 ewman & Co., Ltd., Calcutta.
 Lohri & Co. Calcutta.
 Indian School Supply Depôt, 309, Bow Bazar Street, Calcutta.
 rworth & Co. (India), Ltd., Calcutta.
 Sarcar & Sons, 15, College Square, Calcutta.
 Hard Literature Co., Ltd., Calcutta.
 iation Press, Calcutta.
 ervertty, Chatterjee & Co., Ltd., 13, College Square, Calcutta.
 Book Company, Calcutta.
 s Murray & Co., 12, Government Place, Calcutta.
 For Meteorological Publications only.)
 Chaudhury & Co., 68-5, Ashutosh Mukherji Road, Calcutta.
 tific Publishing Co., 9, Taltola Lane, Calcutta.
 orjee & Co., 3-1, Bacharam Chatterjee Lane, Calcutta.
 ard Law Book Society, 8-2, Hastings Street, Calcutta.
 Hindu Library, 3, Nandalal Mullick Lane, Calcutta.
 ala Book Depôt; Ltd., 15, College Square, Calcutta.
 gal Flying Club, Dum Dum Cantt.
 Charan & Co., Municipal Market, Calcutta.
 Roy Chowdhury & Co., 11, College Sqr., Calcutta.
 Basak, Esq., Proprietor, Albert Library, Daoca. inbothams, Madras.
 ouse & Sons, Madras.
 A. Nateson & Co., Publishers, George Town, Madras.
 aradachary & Co., Madras.
 Book Co., Madras.
 Publishing Co., Mylapore, Madras.
 Booklover's Resort, Taikad, Trivandrum, South India.
 Gopalakrishna Kone, Pudumandapam, Madura.
 ral Book Depôt, Madura.
 ur & Co., Vizagapatam.
 ker & Co., Ltd., Bombay.
 Taraporevala Sons & Co., Bombay.
 Chandra Govind & Sons, Kalbadevi Road, Bombay.
 M. Tripathi & Co., Booksellers, Princess Street, Kalbadevi Road, Bombay.
 and Secondhand Bookshop, Kalbadevi Road, Bombay.
 Pandia & Co., Bombay.
 L. Wheeler & Co., Allahabad, Calcutta and Bombay.
 bay Book Depôt, Girgaon, Bombay.
 nett, Coleman & Co., Ltd., The Times of India Press, Bombay.
 Popular Book Depôt, Bombay.
 Manager, Oriental Book Supplying Agency, 15, Shukrawar, Poona City.
 na Krishna Bros., Opposite Bishrambag, Poona City.
 P. Bookstall, 21, Budhwar, Poona.
 ngaldas & Sons, Booksellers and Publishers, Bhaga Talao, Surat.
 Standard Book and Stationery Co., 32-33, Arbab Road, Peshawar.
 Students Own Book Depôt, Dharwar.
 Shankar Karnataka Pustaka Bhandara, Malamuddi, Dharwar.

The Standard Bookstall, Karachi, Quetta, Delhi, Murree and Rawalpindi.
 Frontier Book & Stationery Co., Rawalpindi.
 *Hossenbhoy Karimji and Sons, Karachi.
 The English Bookstall, Karachi.
 Rose & Co., Karachi.
 The Standard Bookstall, Quetta.
 U. P. Malhotra & Co., Quetta.
 J. Ray & Sons, 43, K. & L., Edwardes Road, Rawalpindi, Murree and Lahore.
 The Standard Book Depôt, Lahore, Nainital, Mussoorie, Dalhousie, Ambala Cantonment and Delhi.
 The North India Christian Tract and Book Society, 18, Clive Road, Allahabad.
 Ram Narain Lal, Katra, Allahabad.
 "The Leader", Allahabad.
 The Indian Army Book Depôt, Dayalbagh, Agra.
 The English Book Depôt, Taj Road, Agra.
 Gaya Prasad & Sons, Agra.
 Narain & Co., Meston Road, Cawnpore.
 The Indian Army Book Depôt, Jullundur City, Daryaganj, Delhi.
 Manager, Newal Kishore Press, Lucknow.
 The Upper India Publishing House, Ltd., Literature Palace, Ammuddaula Park, Lucknow.
 Rai Sahib M. Gulab Singh & Sons, Mufid-i-Am Press, Lahore and Allahabad.
 Rama Krishna & Sons, Booksellers, Anarkali, Lahore.
 Students Popular Depôt, Anarkali, Lahore.
 The Standard Bookstall, Lahore.
 The Proprietor, Punjab Sanskrit Book Depôt, Saidmitha Street, Lahore.
 The Insurance Publicity Co., Ltd., Lahore.
 The Punjab Religious Book Society, Lahore.
 The Commercial Book Co., Lahore.
 The University Book Agency, Kaohari Road, Lahore.
 Manager of the Imperial Book Depôt, 63, Chandni Chowk Street, Delhi.
 J. M. Jaina & Bros., Delhi.
 Fono Book Agency, New Delhi and Simla.
 Oxford Book and Stationery Company, Delhi, Lahore, Simla, Meerut and Calcutta.
 Supdt., American Baptist Mission Press, Rangoon.
 Burma Book Club, Ltd., Rangoon.
 S. G. Talukdar, Proprietor, Students & Co., Cooh Behar.
 The Manager, The Indian Book Shop, Benares City.
 Nandkishore & Bros., Chowk, Benares City.
 The Srivilliputtur Co-operative Trading Union, Ltd., Srivilliputtur (S. I. R.).
 Raghunath Prasad & Sons, Patna City.
 The Students' Emporium, Patna.
 K. L. Mathur & Bros., Guzri, Patna City.
 Kamala Book Stores, Bankipore, Patna.
 G. Banerjee & Bros., Ranchi.
 M. C. Kothari, Raipura Road, Baroda.
 B. Parikh & Co., Baroda.
 The Hyderabad Book Depôt, Chaderghat, Hyderabad (Deccan).
 S. Krishnaswami & Co., Teppakulam P. O., Trichinopoly Fort.
 Karnataka Publishing House, Bangalore City.
 Bheema Sons, Fort, Bangalore City. ●
 Superintendent, Bangalore Press, Lake View, Mysore Road, Bangalore City.

AGENT IN PALESTINE.—Steimatzky, Jerusalem.

* Agent for publications on aviation only.

SIXTY-FIFTH ISSUE]

DEPARTMENT OF COMMERCIAL INTELLIGENCE AND STATISTICS, INDIA

ANNUAL STATEMENT
OF THE
Sea-Borne Trade of British India
WITH THE
British Empire and Foreign Countries

For the fiscal year ending 31st March, 1931

VOLUME II.

Abstract and detailed tables of the trade and shipping with each country at each port, and tables relating to the trade of Aden and of the French Possessions in India.

Published by order of the Governor-General in Council



CALCUTTA: GOVERNMENT OF INDIA
CENTRAL PUBLICATION BRANCH
1932

[No. 2342.]

Price Rs. 16-8 or 26s. 6d.