

DEPARTMENT OF COMMERCIAL INTELLIGENCE AND STATISTICS, INDIA

ANNUAL STATEMENT
OF THE
Sea-Borne Trade of British India
WITH THE
Trade of the British Empire and Foreign Countries

For the fiscal year ending 31st March, 1931

VOLUME II.

It contains detailed tables of the trade and shipping with each country and at each port, and tables relating to the trade of Aden and of the French Possessions in India.

Published by order of the Governor-General in Council



CALCUTTA: GOVERNMENT OF INDIA
CENTRAL PUBLICATION BRANCH
1932

342.1

Price Rs. 16-8 or 26s. 6d.

Publications of the Department of Commercial Intelligence and Statistics, India

Publications noted below are obtainable from the Government of India Central Publication Branch, 3, Government Place, West, Calcutta (P. O. Box 2078); Local Sale Depot, 8, Hastings Street, Calcutta. In Europe and America:—Secretary to the High Commissioner for India, "India House", Aldwych, London, W.C. 2; and all agents for the sale of Government publications. Remittances should be made either through a bank or by postal or money order and should include forwarding charges, as indicated in brackets after each price.

[All communications regarding subscriptions and advertisements should be made to any of the two aforesaid officers as the case may be.]

WEEKLY.

1. Indian Trade Journal (Estd. 1906)—Issued on Thursdays. Annual, half-yearly and quarterly rates of subscription with Supplements and quarterly index:—Indian (including postage): R15 (without postage R13), R7-8, R3-12 and Foreign (including postage) R19-8, R9-12, R4-14, respectively. Single copies (excluding postage):—Current issue As. 4 (1a.). Back numbers, when available, for any number over three months old R1 each (1a.); Foreign (including postage):—6 As. 6 p. and R1-2-6, respectively.

[Orders may be placed, with prepayment, for particular issues of the Journal, e.g., issues containing Crop Forecasts or those having special supplements.]

MONTHLY.

2. Accounts relating to the Sea-borne Trade and Navigation of British India for May 1932. R1-4 or 2s. 3d. (4a.). Yearly subscription R15 without postage and R18 *post free*.
3. Monthly Statistics of Cotton Spinning and Weaving in Indian Mills, February 1932. As. 2 or 3d. (1a.). Yearly subscription R1-8 without postage and R2-4 *post free*.
4. Indian Customs Revenue for May 1932. One anna or 1½d. (6p.). Yearly subscription R1-2 *post free*.
5. Joint Stock Companies registered in British India and in the Indian States of Hyderabad, Mysore, Baroda, and Travancore January 1932. As. 5 or 6d. (1a.).
6. Trade at stations adjacent to Land Frontier Routes, February 1932. As. 6 or 8d.
7. Raw Cotton Trade Statistics (Rail and River), January 1932. R1-12 or 3s. (2a.).
8. Exports of Indian Artware and Sports Goods, October, 1931. As. 4 or 5d. (6p.).
9. Kathiawar Trade Statistics, July 1931. As. 14.

QUARTERLY.

10. Wholesale prices of certain staple articles of trade at selected stations in India during the first week of each quarter in 1931 and the months of January, February and March, 1932. As. 3 or 4d. (6p.).

ANNUAL.

11. Review of the Trade of India in 1930-31 (57th issue). R2-10 or 4s. 9d. (7a.).
12. Accounts relating to the Sea-borne Trade and Navigation of British India for the calendar year 1931. R2-2 or 4s. (2a.)
13. Annual Statement of the Sea-borne Trade of British India with the British Empire and Foreign Countries:—
Vol. I.—Abstract and detailed Tables of Imports and Exports for 1930-31 (65th issue). R17 or 27s. (R1-10.)
Vol. II.—Abstract and detailed Tables of Trade and Shipping with each country and at each Port, and Tables relating to the trade of Aden and of the French Possessions in India for the fiscal year ending 31st March 1931 (65th issue). R16-8 or 26s. 6d. (R1-8.)
14. Statistical Abstract for British India from 1920-21 to 1929-30 (9th issue). R3-12 or 6s. 6d. (10a.)
15. Agricultural Statistics of India:—
Vol. I.—British India—for 1929-30 (46th issue). R1-4 or 2s. (4a.)
Vol. II.—Indian States—for 1928-29 (45th issue). R1-8 or 2s. 6d. (5a.)
16. Agricultural Statistics of British India, 1929-30 (Provisional). Anna 1 or 1½d. (1a.) (Supplement to the *Indian Trade Journal*, 14th May 1931).
17. Estimates of Area and Yield of Principal Crops in India, 1930-31 (33rd issue). R1 or 1s. 9d. (3a.)
18. Indian Tea Statistics, 1930 (36th issue). As. 10 or 1s. (2a.)
19. Indian Coal Statistics, 1930 (24th issue). R2 or 3s. 6d. (2a.)
20. Indian Rubber Statistics, 1930. As. 2 or 3d. (1a.) (Supplement to the *Indian Trade Journal*, 15th October 1931).
21. Indian Coffee Statistics, 1930-31 (12th issue). As. 5 or 6d. (1a.)
22. List of cotton pressing factories with names of owners and particulars of marks allotted to them in the different provinces of British India and certain Indian States for the season 1931-32 (7th issue). As. 14 or 1s. 6d. (1a.)
23. Joint Stock Companies in British India and in the Indian States of Hyderabad, Mysore, Baroda, Gwalior, Indore and Travancore, 1928-29 (15th issue). R3 or 5s. 3d. (6a.)

24. Statistical Tables relating to Banks in India, 1929-30. R1-6 or 2s. 3d. (3a.).
25. Statistical Statements relating to the Co-operative Societies in India during the year 1929-30 (12th issue). R1-4 or 1s. 6d. (5a.)

BIENNIAL.

26. Large Industrial Establishments in India, 1929-30. R5-4 or 8s. 6d. (5a.)

QUINQUENNIAL.

27. Quinquennial Report on the average yield per acre of crops in India for the period ending 1926-27. As. 12 or 1s. 6d. (2a.)
28. Live-stock Statistics, 1929-30. As. 4 or 5d. (1a.)
29. Index Numbers of Indian Prices, 1861—1926 (2nd or 5s. (5a.) Addenda for 1927, 1928, 1929 and 1930. Price Anna 1 or 1½d. each (6p.)
30. Accounts of the Trade of the Portuguese Possessions for the five calendar years 1921-25. (Supplement to the Annual Statement of the Sea-borne Trade of British India.) As. 12 or 1s. 3d. (2a.)

MISCELLANEOUS.

31. Crop Forecast. (Published in the *Indian Trade Journal* months are in brackets.) Per copy of the Journal and Foreign 6 Annas 6 pies *post free*. (*Vide item 1*)
Rice.—1st (October), 2nd (December), Final (February)
Wheat.—1st (January), 2nd (March), 3rd (April), Final (August)
Cotton.—1st (August), 2nd (October), 3rd (December), Final (February), Supplementary (April)
Linseed, Rape and Mustard (*Winter oilseeds*)—1st (October), 2nd (March), Final (June)
Sesamum (*til or jinjili*)—1st (September), 2nd (October), Final (January), Supplementary (April)
Groundnut—1st (August), 2nd (October), Final (December)
Castorseed—February
Indigo—1st (October), Final (December)
Sugarcane—1st (August), 2nd (October), Final (December)
 32. Registration and Publication of Statistics relating to the Sea-borne Trade and Navigation of British India. R1-4 or 1s. 6d. (Out of print.)
 33. A Manual on the Preparation of Crop Forecasts in India. R1-4 or 9d. (Out of print.)
 34. Cotton Map of India, No. 1.—Showing the different districts and States in which cotton is grown in the different districts and States. R1 or 1s. 8d. (1a.)
- [All communications relating to the supply of Maps on paper should be addressed to the Officer-in-Charge, Map Record and Publication, 13, Wood Street, Calcutta.]
35. Crop Atlas of India. R3-4 or 5s. 9d. (6a.)
 36. Alphabetical Index of the Commodities that enter the Foreign Sea-borne Trade of British India. R7-8
 37. Commercial Library Catalogue with its five Supplements:—Corrected respectively up to 30th April 1926, May 1927, May 1928, May 1929 and May 1930. R2-8 or 4s. 6d. (5a.), As. 14 or 1s. 6d. (3a.), As. 10 or 1s. 9d. (3a.), R1 or 1s. 9d. (3a.) and R1 or 1s. 9d. (3a.) respectively.
 38. Directory of exporters of Indian produce and manufactures. As. 7 or 9d. (3a.)

SPECIAL SUPPLEMENTS TO THE "Indian Trade Journal"

39. Indian Customs Tariff (7th issue). Reprint of Schedule III appended to the Indian Tariff Act, VIII of 1930, showing the rates of duties, including those imposed under the Whisky Act, XV of 1931, and the additional duties under the Salt (Additional Import Duty) Act, X of 1931, and the Indian Finance (Amendment and Extending) Act, 1931, levied on goods imported into, and exported from, British India, together with values fixed for certain articles under Government orders. Commerce Department Notification No. 73-T (93) 12th December 1931, for the purpose of assessment of duties during the twelve months January to December 1931. As. 2 or 3d. (2a.) (Supplement to the issue of 17th May 1931).
40. Amendment Slip to the "Indian Customs Tariff" (7th issue). Anna 1 or 1½d. (6p.); (Supplement to the issue of 17th May 1931).
41. Review of the Sugar Industry of India, 1930-31. 1½d. (1a.) (Supplement to the issue of 12th May 1931).
42. Note on Tobacco (Supplement to the issue of 12th May 1931). As. 2 or 3d. (1a.); supplement to the issue of 24th May 1931. As. 2 or 3d. (1a.)
43. Glossary of Raw Cotton Trade Terms. Anna 1 or 1½d. (Supplement to the issue of 21st June 1928).
44. Glossary of Terms relating to Hand-made Cotton Goods. As. 2 or 3d. (1a.); (Supplement to the issue of 3rd July 1931).

SIXTY-FIFTH ISSUE]

DEPARTMENT OF COMMERCIAL INTELLIGENCE AND STATISTICS, INDIA

ANNUAL STATEMENT
OF THE
Sea-Borne Trade of British India
WITH THE
British Empire and Foreign Countries

For the fiscal year ending 31st March, 1931

VOLUME II.

Abstract and detailed tables of the trade and shipping with each country and at each port, and tables relating to the trade of Aden and of the French Possessions in India.

Published by order of the Governor-General in Council



CALCUTTA: GOVERNMENT OF INDIA
CENTRAL PUBLICATION BRANCH

1932

[No. 2342.]

CHART 1.

(a) Variations in the Trade of British India with principal countries during the last ten years ending 1930-31 as compared with averages of the pre-war, war and post-war quinquennia.

IMPORTS (I)

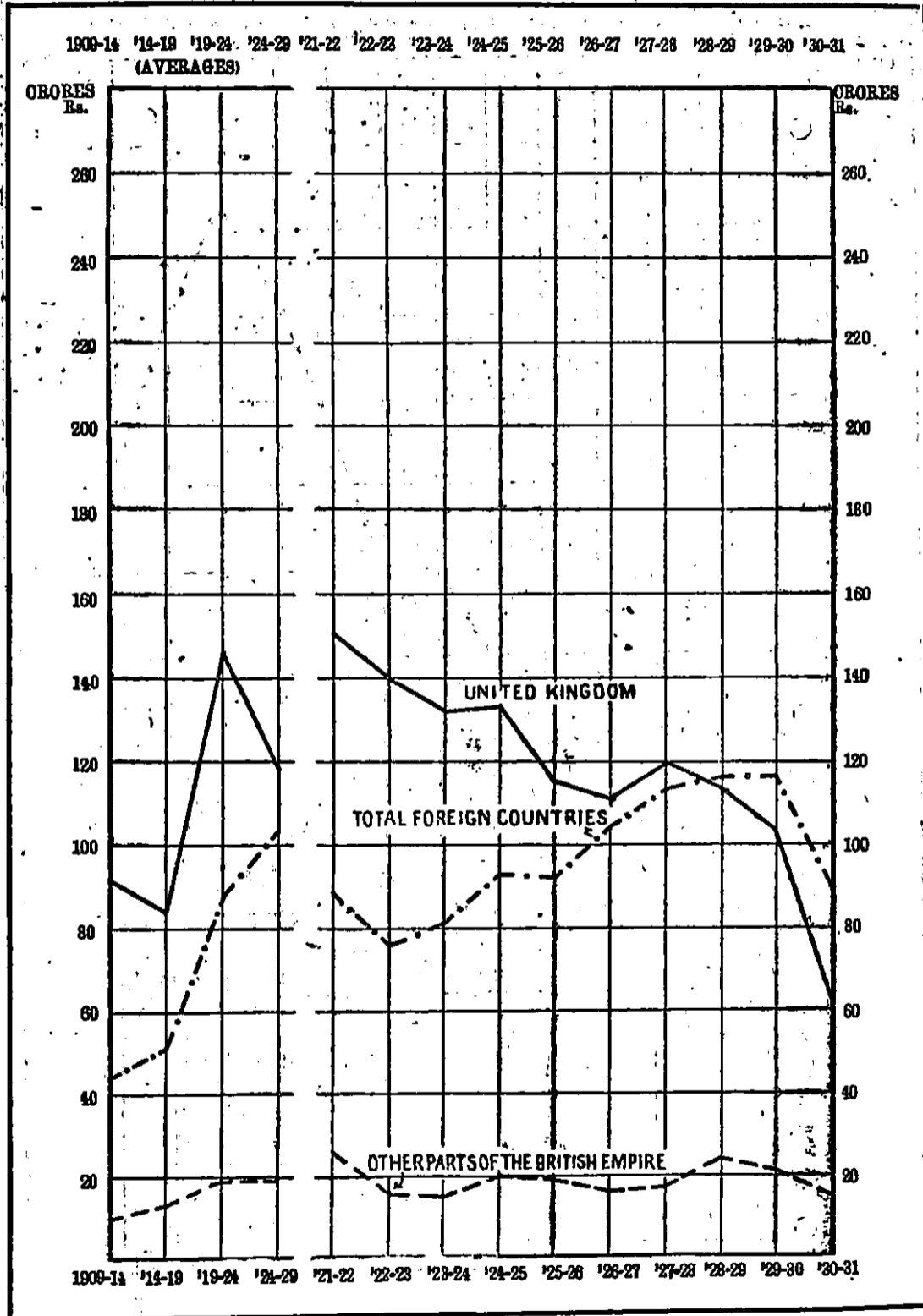


CHART 1.

(a) Variations in the Trade of British India with principal countries during the last ten years ending 1930-31 as compared with averages of the pre-war, war and post-war quinquennia.

IMPORTS (II)

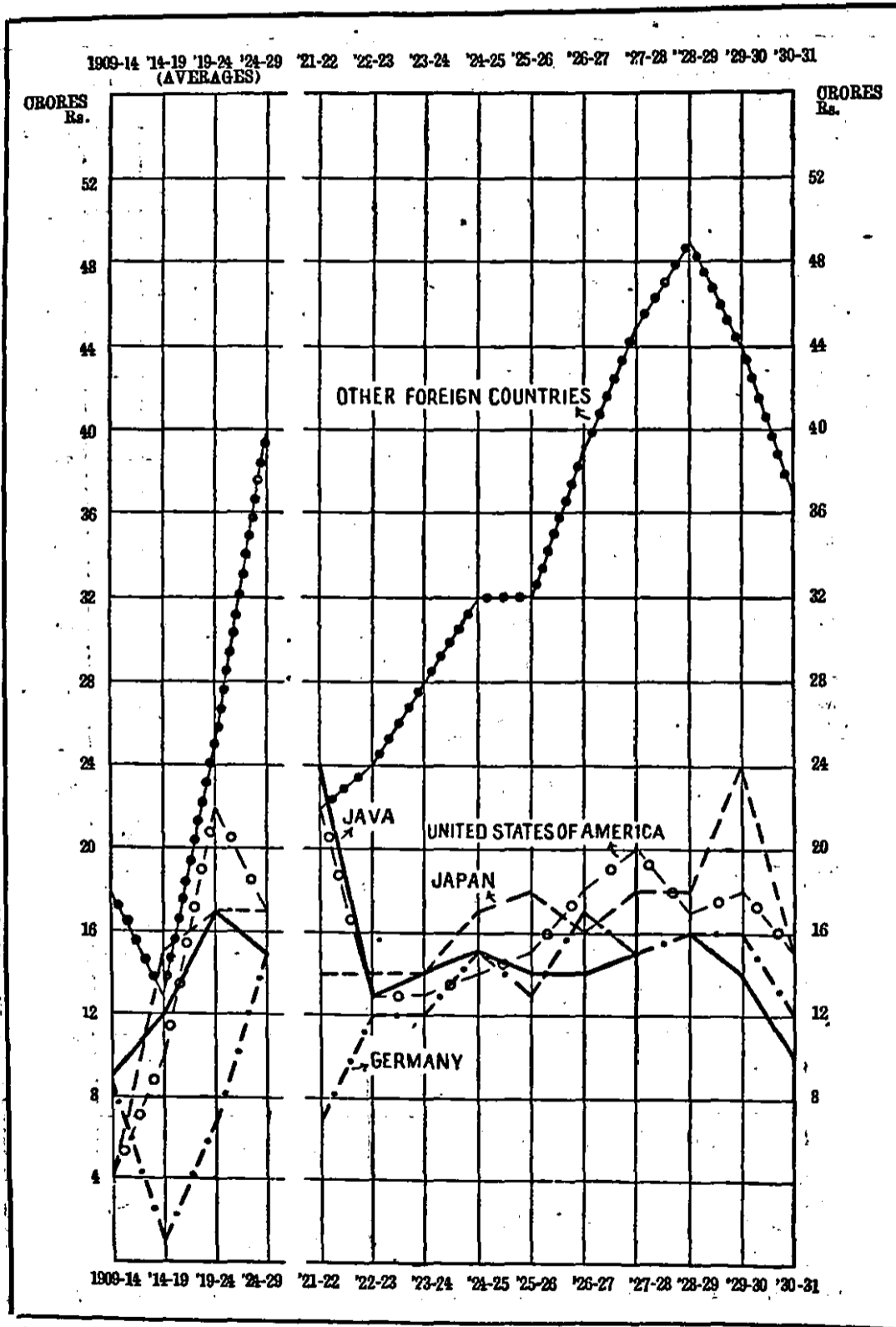


CHART I.

(b) Variations in the Trade of British India with principal countries during the last ten years ending 1930-31 as compared with averages of the pre-war, war and post-war quinquennia.

EXPORTS

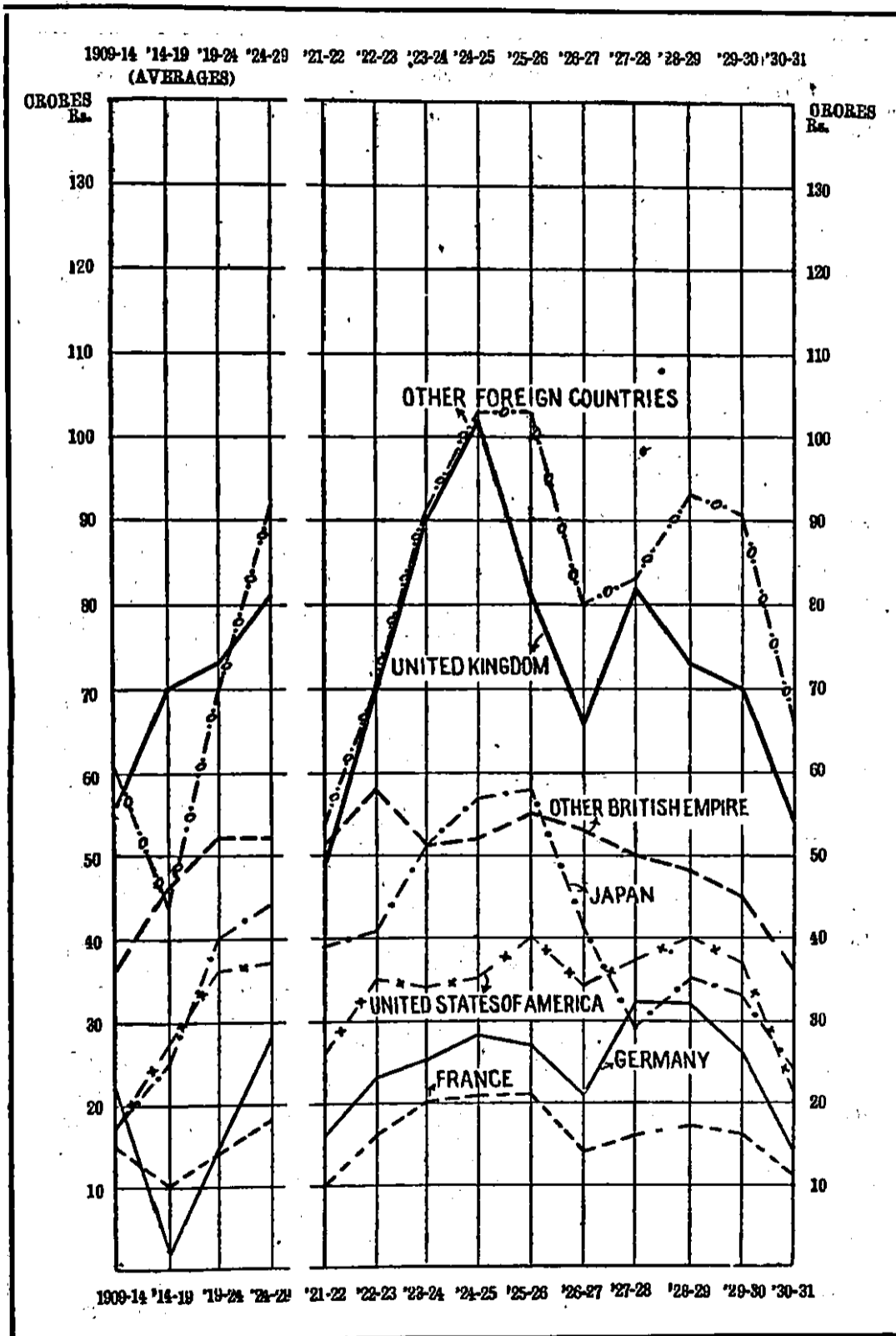


CHART 2.

(a) Variations in the shares of the principal countries in the import trade of British India during the last ten years ending 1930-31 as compared with averages of the pre-war, war and post-war quinquennia.

IMPORTS

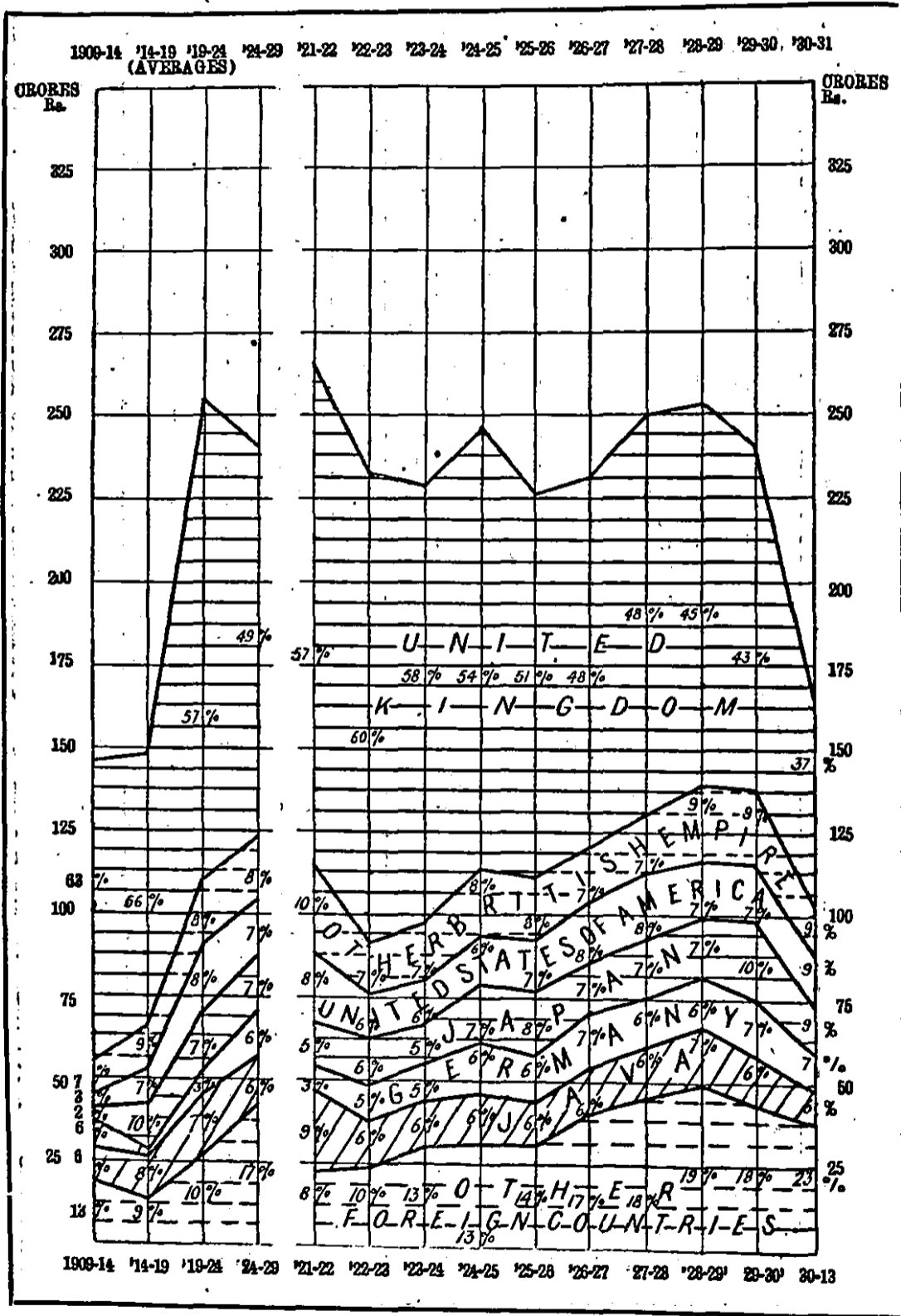
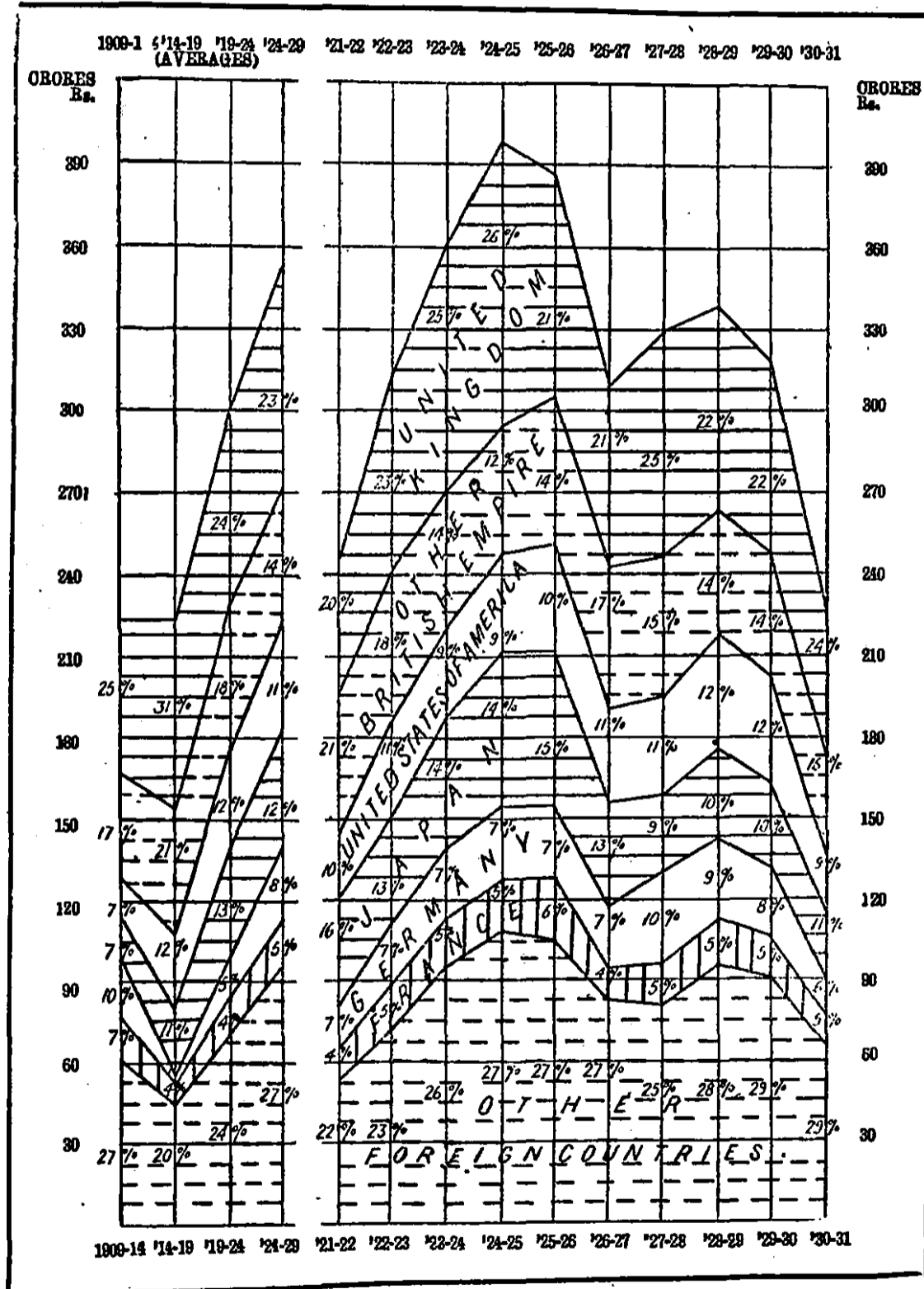


CHART 2.

(b) Variations in the shares of the principal countries in the Export trade of British India during the last ten years ending 1930-31 as compared with averages of the pre-war, war and post-war quinquennia.

EXPORTS



INTRODUCTORY NOTE.

1. Scope of the Returns.—The object of this Volume is to arrange the statistics of the sea-borne trade of India according to the principal countries with which trade is carried on, and the principal ports in India through which such trade passes. Imports are classified as received from the countries from which they have been consigned and exports are credited to the countries of final destination. Detailed information regarding shipping is also given in this Volume.

2. Statistical year.—All tables given in this Volume cover the five official years, April to March, 1926-27 to 1930-31, except the shipping tables Nos. 8 and 9 which show figures for 1930-31 only.

3. Abstract Tables.—Tables 1 to 7 and 10 show for each of the years 1926-27 to 1930-31 the shares of each principal country in the total import, export, and re-export trade.

Table 1 shows the total value of the imports of merchandise and treasure from each principal country, table 2 gives similar details of the exports, including re-exports, and table 3 shows separately the total figures of the exports and re-exports of merchandise only. In these three tables the countries are grouped into (1) the British Empire and (2) Foreign countries.

In tables 4 to 7 are given the shares of each principal country in the totals, imports, exports, and re-exports of merchandise, the countries being grouped geographically within each Continent.

Table 8 shows the shares of each maritime province in the total imports and exports, including re-exports, of private merchandise and treasure. Similar details for Government stores and treasure are given in table 9.

In table 10 is shown the total trade in merchandise of each maritime province with each principal country.

Table 11 shows the total imports and exports of merchandise and treasure separately at each port.

4. Trade at Ports.—Table 12 shows the quantities and values of the principal articles of merchandise, imported into and exported from each of the chief ports (Calcutta, Balasore, Bombay, Karachi, Fort St. George and Rangoon). The information as regards the chief ports in this table relates to the quantities and values of the principal articles of merchandise entered for export or cleared for import by the Customs at the chief ports. Imported goods, though landed at the ports to which they are accredited, may afterwards be carried in coasting vessels to other ports before passing into consumption. Thus these returns are not, strictly speaking, an exact indication of the imports and exports passing through each port.

5. Trade with countries.—Table 13 shows the quantities and values of the principal articles of merchandise, imported from and exported to each principal country, the countries being arranged geographically within each Continent. The trade in each article is recorded separately when its value is R10,000 or more under imports, and R5,000 or more under exports. If the value of the trade in any particular article is less than the limit stated, it is generally grouped under the head "all other articles of merchandise".

The articles are arranged in alphabetical order as in Volume I, provision being made for grouping together within the alphabetical order such articles as are related industrially or commercially.

6. Customs Revenue.—Tables 14, 15 and 16 give details of the Customs duty collected (a) on imports and exports at each port in each province, (b) in respect of the principal and other articles of imported merchandise, and (c) in respect of the dutiable articles of exported merchandise. In tables 15 and 16 the arrangement of articles follows the classification in the tariff schedules. Table 17 gives the amount of drawbacks paid and duties refunded on the principal and other articles imported and exported.

7. **Dutiable articles allowed free of duty and Bonded goods.**—Table 18 shows the dutiable articles of imported merchandise allowed free of duty for the use of private individuals and institutions, and table 19 shows the quantity of certain principal articles of merchandise imported, which remained in customs bonded warehouses on the last day of each of the official years 1926-27 to 1930-31. The figures do not, however, include duty-paid goods lying in the warehouses outside customs authority.

8. **Trade of Aden.**—The tables relating to the Trade and Navigation of Aden for 1930-31 are incorporated in this issue.

Nature of the Trade recorded in the Aden tables.—Imports include all goods which are manifested for Aden, while exports include all goods and re-exports shipped from Aden. Transshipment cargo, *i.e.*, cargo manifested for transshipment on through bills of lading, is shown separately as noted below. There is a very considerable land trade, and exports by sea necessarily include a considerable amount of re-exports of goods originally imported by land, and imports include goods which are intended for exports by land.

Countries to which imports or exports are credited in Aden.—Following the classification of the sea-borne trade returns of British India, imports are classified as received from the countries whence they were consigned to Aden, and exports are credited to the countries of final destination.

Method of ascertaining values in Aden.—The values of goods are generally based on consignor's invoices, and not on the wholesale cash price in Aden as required by section 30 of the Sea Customs Act. The values of goods imported or exported are taken from the import and export pass notes forwarded to the Political Resident, Aden, by the Port Trust Department. In the case of goods brought by steamers, the value is usually based upon the invoices; and in the case of cargo brought by *dhow*, the value is taken from Arabic advices. In many cases papers are not available and manifests have to be written out in Aden. The pass notes are stated to be scrutinised by the assessors of the Revenue Department and corrected, where necessary, by comparison with average market rates, which are ascertained periodically for the purpose.

Tables of the Trade of Aden.—These tables relate to the sea-borne and land trade and also to the shipping of the port of Aden for the official years 1926-27 to 1930-31. Tables 1A, 1B and 1C, and 2A, 2B and 2C are classified summaries, showing the values of the imports and exports from and to the British Empire and Foreign countries separately. Table 1 shows, for each of the years 1926-27 to 1930-31, the total sea-borne trade of Aden in private merchandise and treasure, and table 2 gives similar details of Government stores and treasure. Tables 3 and 4 show the total value of imports and exports, respectively, from and to each principal country, of merchandise and treasure separately. The countries in these two tables are arranged geographically within each Continent. Table 5 shows the total quantities and values of the principal articles of imports, and table 6 gives similar details of exports. Tables 7 and 8 are general tables and show the quantities and values of the imports and exports, respectively, with the countries from, or to which imported or exported. The articles are arranged alphabetically, provision being made for grouping together within the alphabetical order such articles as are related industrially or commercially, as in abstract tables 5 and 6. Tables 9 and 10 relate to the land trade and show the imports and exports from and to the interior of Arabia. Shipping figures are recorded in tables 11 to 14. Tables 15 and 16 show the number of packages of transshipment cargo for imports and exports during the year 1930-31.

9. **Trade of the French and the Portuguese Possessions in India.**—The trade is recorded in separate sets of tables, the trade of the French Possessions being for the five years ending 31st March, 1931. Accounts of the trade of the Portuguese Possessions in India for the five calendar years 1921 to 1925 were published as Supplement to the Annual Statement of the Sea-borne Trade of British India.

10. **Shipping Foreign Trade.**—*Entrances and clearances of vessels.*—Vessels bringing cargo from more than one Foreign Port are recorded as entering from the most distant port at which cargo for British India was embarked. Vessels

with cargo departing from British India for more than one Foreign Port are recorded as clearing for the most distant port at which cargo from British India is to be disembarked.

Vessels in the Foreign Trade are recorded as entering on the voyage inwards at the first port at which cargo is discharged, and as clearing on the voyage outwards at the last port at which cargo is laden. If on their inward voyage they enter a port in British India to discharge only a part of their cargoes and then proceed to other ports in British India, their clearances and entries after arrival at the first port are recorded in the Coasting Trade, whether they ship "Coasting Cargo" or not, for the foreign voyage is deemed to have ended on arrival at the port where part of the cargo is first discharged. If vessels on the voyage outwards load with part cargo for a Foreign Port, and part for some other port or ports in British India, they are recorded at the first port of departure as cleared in the Coasting Trade and such vessels are again recorded as cleared in the Foreign Trade at the last British Indian port.

Vessels in ballast are recorded both as to entries and clearances in the same way as vessels with cargo.

The classes of vessels which are distinguished in the shipping tables are detailed below :—

British.—Steamers and square-rigged sailing vessels, flying the British flag and registered under the English Merchant Shipping Act, 1894, in any port in the United Kingdom or in a British Possession other than British India.

British Indian.—Steamers and square-rigged sailing vessels, flying the British flag and registered under the Indian Merchant Shipping Act, X of 1841, or other enactment for the time being in force for the registration of ships in British India.

Native craft—

- (i) *British.*—Sailing vessels, not square-rigged, flying the British flag but not belonging to any port in British India or in Indian States.
- (ii) *British Indian.*—Sailing vessels, not square-rigged, belonging to ports in British India or in Indian States.
- (iii) *Foreign.*—Sailing vessels, not square-rigged, flying a flag other than the British flag or that of an Indian State.

Foreign.—Steamers and square-rigged sailing vessels flying a flag other than the British flag.

Abstract table 1 gives the total entries and clearances in each maritime province, and tables 2 and 3 show the countries from which the vessels entered or to which they cleared. In tables 4 and 5 is shown the nationality of these vessels. Tables 6 and 7 give the details of shipping at each port in each province. In tables 8 and 9 are shown for one year only the nationality as well as the countries (from which entered or to which cleared) of vessels with cargoes and in ballast, respectively. Table 10 shows the number and tonnage of steam-vessels built at each port and table 11 gives similar details of vessels first registered.

11. **Alteration in Countries.**—The list of countries has been revised in accordance with the territorial re-adjustments brought about by the War, and the changes have been introduced in the Sea-borne Trade returns of British India with effect from April, 1921.

12. **Charts.**—Diagrams have been added, illustrating the variations in the import and export trade of British India with principal countries during the ten years ending 1930-31, as compared with averages of the pre-war, war and post-war quinquennia.

D. B. MEEK,
Director-General.

DEPARTMENT OF COMMERCIAL INTELLIGENCE
AND STATISTICS, INDIA;
Calcutta, June 2nd, 1932.

Volume II.

CONTENTS.

TABLES RELATING TO THE SEA-BORNE TRADE OF BRITISH INDIA.

No. of Table.		Page
	Charts illustrating (1) Variations in the Trade of British India with Principal Countries during the ten years ending 1930-31, as compared with averages of the pre-war, war and post-war quinquennia.	} frontis-piece
	(2) Variations in the shares of the Principal Countries in the Import and Export trade of British India during the ten years ending 1930-31, as compared with averages of the pre-war, war and post-war quinquennia.	} ..
	Introductory Note	i-iii
	Contents	iv-x
I.—ABSTRACT TABLES—		
1	Imports of Merchandise and Treasure (including Government transactions)—	
	From each Country. Value	2
	Exports of Private Merchandise and Treasure—	
	To each Country. Value—	
2	(a) Total	6
3	(b) Indian Merchandise }	10
	(c) Foreign Merchandise }	
4	Total Trade (Imports, Exports, and Re-exports) in Private Merchandise with each Continent	14
5	Import Trade in Private Merchandise with each Continent. Value	16
6	Export Trade in Private Merchandise (Indian) with each Continent	18
7	Re-export " " (Foreign) " "	20
	Share of each Province in the Imports and Exports of Merchandise and Treasure Value—	
8	Private Trade	22
9	Government Stores and Treasure	23
10	Trade of each Province with each Country. Value	24
11	Trade at each Port. Value	30
II.—DETAILED STATEMENT OF THE TRADE AT THE CHIEF PORTS—		
	Imports and Exports of Merchandise at Chief Port of each Province. Value—	
12	Calcutta	38
	Balasore	76
	Bombay	77
	Karachi	119
	Fort St. George	140
	Rangoon	181

CONTENTS—continued.

No. of Table		Page.
	III.—DETAILED STATEMENT OF THE TRADE WITH EACH COUNTRY—	
	I.—Europe—	
13	United Kingdom	211
14	Russia	250
15	Finland	251
16	Estonia	252
17	Latvia	253
18	Lithuania	253
19	Georgia	254
20	Sweden	255
21	Norway	260
22	Denmark	262
23	Poland (including Dantzig)	265
24	Germany	266
25	Netherlands	287
26	Belgium	298
27	Luxemburg	310
28	Channel Islands	311
29	France	312
30	Spain	325
31	Gibraltar	327
32	Portugal	328
33	Malta and Gozo	329
34	Switzerland	330
35	Italy	334
36	Fiume	348
37	Austria	349
38	Hungary	354
39	Czechoslovakia	354
40	Serb-Croat-Slovene State	358
41	Albania	359
42	Bulgaria	359
43	Roumania	360
44	Greece	361
45	Crète	362
46	Turkey	363
47	Cyprus	365

CONTENTS—*continued*.

No. of Table.		Page.
	III.—DETAILED STATEMENT OF THE TRADE WITH EACH COUNTRY—<i>continued</i>	
	II.—Asia—	
13	Turkey	366
"	Syria	368
"	Armenia	370
"	Azerbaijan	370
"	Smyrna	371
"	Palestine	372
"	Aden and Dependencies	373
"	Iraq	382
"	Maskat Territory and Trucial Oman	394
"	Other Native States in Arabia	399
"	Bahrain Islands	406
"	Perak	410
"	Henjam Island	419
"	Afghanistan	420
"	Maldives	421
"	Ceylon	422
"	Straits Settlements (<i>including</i> Labuan)	437
"	Federated Malay States	456
"	Sumatra	458
"	Java	460
"	Borneo (British and Dutch)	465
"	Celebes and other Islands	465
"	Dutch New Guinea	466
"	Siam	466
"	Indo-China (<i>including</i> Cochin-China, Cambodia, Annam, Tonkin and French leased Territories in China)	470
"	Philippine Islands and Guam	472
"	Macao	473
"	Formosa	474
"	Hongkong	474
"	China (exclusive of Hongkong and Macao)	483
"	Korea	490
"	Japan	491

CONTENTS—*continued.*

No. of Table.		Page.
III.—DETAILED STATEMENT OF THE TRADE WITH EACH COUNTRY—<i>continued</i>		
III.—Africa—		
13	Egypt	507
"	Tripoli	513
"	Tunis	514
"	Algeria	515
"	Morocco	515
"	Canary Islands	516
"	Gold Coast (<i>including British Togoland</i>)	516
"	Nigeria (<i>including British Cameroons</i>)	517
"	Belgian Congo	517
"	British, French, Spanish, and Portuguese Possessions in West Africa	517
"	Protectorate of South-West Africa	518
"	Cape of Good Hope	518 ✓
"	Natal	521
"	Transvaal	526 ✓
"	Rhodesia	527
"	Portuguese East Africa	527
"	Madagascar	532
"	Reunion	533
"	Zanzibar and Pemba	533
"	Kenya Colony	538
"	Tanganyika Territory	544
"	Uganda Protectorate	547
"	Nyasaland Protectorate	547
"	Italian East Africa (Somáland and Eritrea)	548
"	Somáland (British and French)	550
"	Abyssinia	552
"	Anglo-Egyptian Sudan	552
"	Mauritius and Dependencies	555
"	Seychelles	559
IV.—America—		
"	Canada	561
"	Newfoundland and Coast of Labrador	565
"	United States	565
"	Bermudas	586
"	Cuba	586
"	Hayti and St. Domingo	587
"	Porto Rico	587
"	West Indies (British and Foreign)	588
"	Mexico	589

CONTENTS—*continued.*

No. of Table.		Page.
III.—DETAILED STATEMENT OF THE TRADE WITH EACH COUNTRY—<i>concluded.</i>		
IV.—America—<i>continued.</i>		
13	Central America. { Guatemala	589
"	Honduras	590
"	San Salvador	590
"	Nicaragua	590
"	Costa Rica	591
"	Colombia	591
"	Panama	592
"	Venezuela	592
"	British Guiana	592
"	Dutch Guiana	593
"	Brazil	594
"	Paraguay	595
"	Uruguay	595
"	Argentine Republic	596
"	Chile	596
"	Peru	597
"	Ecuador	598
"	Bolivia	598
V.—Australasia and Oceania—		
"	Australian Commonwealth	599
"	Territory of Papua	606
"	New Zealand (<i>including</i> Nauru and Br. Samoa)	606
"	Fiji Islands	608
"	Hawaii	609
"	Other Islands in the Pacific	610
IV.—Customs Duty. Gross amount collected—		
14	At each Port in each Province	611
15	On Principal and other Articles imported	615
16	On Articles exported	626
V.—Drawbacks and Refunds. Amount—		
17	On principal and other Articles imported and exported	627
18	VI.—Dutiable Articles of Imported Merchandise allowed Free of Duty. Quantity and Value	637
VII.—Bonded Goods—		
19	Principal Articles warehoused under Bond. Quantity	644

CONTENTS—continued.

No. of Table.		Page.
	VIII.—TRADE AND NAVIGATION OF ADEN (1926-27 to 1930-31).	
	SEA-BORNE TRADE.	
	I.—ABSTRACT TABLES FOR OFFICIAL YEARS 1926-27 to 1930-31—	
1A	Summary of Imports—From British Empire	646
1B	" " " Foreign Countries	647
1C	" " " British Empire and Foreign Countries	648
2A	Summary of Exports—To British Empire	650
2B	" " " Foreign Countries	651
2C	" " " British Empire and Foreign Countries	652
1	Imports and Exports—Merchandise and Treasure—Sea-borne Trade with Foreign Countries and with India. Total value	654
2	Imports and Exports—Government Stores and Treasure—From and to Foreign Countries and India. Total value	654
3	Imports—Merchandise and Treasure—From each Foreign Country and Ports in India. Total value	655
4	Exports—Merchandise and Treasure—To each Foreign Country and Ports in India. Total value	657
5	Imports—Articles of Merchandise. Quantity and value	659
6	Exports—Articles of Merchandise. Quantity and value	673
	II.—DETAILED STATEMENT OF IMPORTS—	
7	Principal and other Articles of Merchandise and Treasure (1926-27 to 1930-31)	680
	III.—DETAILED STATEMENT OF EXPORTS—	
8	Principal and other Articles of Merchandise and Treasure (1926-27 to 1930-31)	801
	INLAND TRADE.	
9	Imports—Articles of Merchandise and Treasure—From the interior of Arabia by Land—Quantity and value—1930-31	876
10	Exports—Articles of Merchandise and Treasure—To the interior of Arabia per Inland Communication—Quantity and value—1930-31 compared with 1929-30	878
	NAVIGATION.	
11	Shipping with each country—Entered—Total Number and Tonnage of vessels— British, British Indian, and Foreign—1926-27 to 1930-31	885
12	" " " Cleared—Total Number and Tonnage of vessels— British, British Indian, and Foreign—1926-27 to 1930-31	886
13	Nationality of Vessels (Steam and Sailing)—Entered and cleared—Total Number and Tonnage of Vessels of each Nation—1926-27 to 1930-31	888
14	Nationality of Country Crafts—Entered and cleared—Total Number and Tonnage of Country Crafts of each Nation—1926-27 to 1930-31	891
15	Import Transhipment Cargo—1930-31	896
16	Export " " —1930-31	910

CONTENTS—concluded.

No. of Table.		Page.
	IX.—TRADE OF THE FRENCH POSSESSIONS IN INDIA (1926-27 to 1930-31)—	
1	IMPORTS AND EXPORTS . SEA-BORNE FOREIGN AND COASTING TRADE—Total Value thereof	926
2	IMPORTS AND EXPORTS . SEA-BORNE FOREIGN AND COASTING TRADE AT EACH PORT—Value thereof	926
3	IMPORTS MERCHANDISE — From each Foreign Country and Ports in India—Value thereof	927
4	EXPORTS MERCHANDISE —To each Foreign Country and Ports in India—Value thereof	927
5	IMPORTS FROM FOREIGN COUNTRIES —Principal Articles of Merchandise—Quantity and Value	928
6	EXPORTS TO FOREIGN COUNTRIES—Principal Articles of Foreign and Indian Merchandise—Quantity and Value	929
7	IMPORTS FROM INDIAN PORTS—Principal Articles of Merchandise—Quantity and Value	930
8	EXPORTS TO INDIAN PORTS—Principal Articles of Foreign and Indian Merchandise—Quantity and Value	931
	SHIPPING.	
	I.—ABSTRACT TABLES—	
	Vessels Entered and Cleared with Cargoes and in Ballast. Number and Tonnage—	
1	Into and from each Province	933
	Trade with each Country—	
2	Vessels Entered with Cargoes and in Ballast. Number and Tonnage	935
3	„ Cleared „ „ „ „ „ „ „ „	939
	Nationality of Vessels—	
1	Vessels Entered with Cargoes and in Ballast. Number and Tonnage	943
5	„ Cleared „ „ „ „ „ „ „ „	945
	Shipping at each Port—	
	Vessels Entered and Cleared. Number and Tonnage—	
6	(a) With Cargoes	947
7	(b) In Ballast	963
	II.—DETAILED STATEMENT OF THE TRADE WITH EACH COUNTRY AND NATIONALITY OF VESSELS (1930-31)—	
	Vessels Entered and Cleared. Number and Tonnage—	
8	(a) With Cargoes	977
9	(b) In Ballast	989
	III.—VESSELS BUILT (1926-27 to 1930-31). Number and Tonnage—	
10	At each Port	997
	IV.—VESSELS REGISTERED (1926-27 to 1930-31). Number and Tonnage—	
11	At each Port	1001
	INDEX	1006

INDEX TO TABLES 1 TO 13

COUNTRIES AND PORTS	Imports	Exports	COUNTRIES AND PORTS	Imports	Exports
Abyssinia	Page 4, 5, 17, 552	Page 8, 9, 12, 13, 19, 21, 552	Denmark	Page 2, 3, 16, 262-268	Page 6, 7, 10, 11, 18, 20, 264-265
Aden and Dependencies	2, 3, 16, 373-375	6, 7, 10, 11, 18, 20, 376-381	Dhanu Kodi	34	34
Adirampatnam	83	83	Dutch Guiana	4, 5, 17	19, 594
Afghanistan	8, 9, 12, 13, 18, 20, 420	„ New Guinea	8, 9, 12, 13, 14, 16, 466
Africa— Italian East	4, 5, 17, 548	8, 9, 12, 13, 19, 21, 548-550	„ West Indies	4, 5
Portuguese East	4, 5, 17, 527-528	8, 9, 12, 13, 19, 21, 528-532	Ecuador	4, 5, 17	19, 598
„ West	17, 517	6, 7, 8, 9, 10, 11, 12, 13, 19, 518	Egypt	4, 5, 17, 507-508	8, 9, 12, 13, 19, 21, 508-512
Akyab	86	83	Estonia	2, 3, 16, 252	6, 7, 10, 11, 18, 253
Albania	4, 5, 16, 359	6, 7, 10, 11, 18, 359	Federated Malay States	2, 3, 16, 456	6, 7, 10, 11, 18, 20, 456-458
Algeria	4, 5, 17, 515	8, 9, 12, 13, 19, 515	Fiji Islands	2, 3, 17, 608	6, 7, 10, 11, 19, 21, 608-609
Ammapatnam	24	34	Finland	2, 3, 16, 251	6, 7, 10, 11, 18, 20, 251-252
Anglo-Egyptian Sudan	2, 3, 17, 552	6, 7, 10, 11, 19, 21, 552-554	Flume	4, 5, 16, 348	6, 7, 10, 11, 18, 349
Argentine Republic	4, 5, 17, 596	8, 9, 12, 13, 19, 21, 596	Formosa	4, 5, 16, 474	8, 9, 12, 13, 18, 20, 474
Armenia	370	8, 9, 12, 13, 18, 20, 370	Fort Saint George	32, 140-174	32, 175-180
Australian Commonwealth	2, 3, 17, 599-602	6, 7, 10, 11, 19, 21, 602-605	France	2, 3, 16, 312-319	6, 7, 10, 11, 18, 20, 319-324
Austria	4, 5, 16, 349-352	6, 7, 10, 11, 18, 20, 353	French West Africa	4, 5	518
Azerbaijan	4, 5, 16, 370	---	French Possessions in West Africa	17, 517	518
Badagara	85	85	French Somaliland	4, 5	8, 9, 12, 18
Bahrain Islands	2, 3, 16, 406	6, 7, 10, 11, 18, 20, 403-410	Georgia	2, 3, 16, 254	6, 7, 10, 11, 18, 254
Balassore	30, 76	80, 76	Germany	2, 3, 16, 266-280	6, 7, 10, 11, 18, 20, 281-286
Basseln	36	36	Gibraltar	2, 3, 16, 327	6, 7, 10, 11, 18, 20, 327-328
Belgian Congo	517	517	Gold Coast	---	516
Belgium	2, 3, 16, 298-306	6, 7, 10, 11, 18, 20, 307-310	Gopalpur	32	32
Bengal	22, 23, 30	22, 23, 30	Greece	4, 5, 16, 361	6, 7, 10, 11, 18, 20, 361-362
Bermudas	586	6, 7, 10, 11, 19, 586	Guatemala	4, 5, 17, 589	8, 9, 12, 13, 19, 589
Bihar and Orissa	22, 30	22, 30	Guiana (British)	2, 3, 17, 592	6, 7, 10, 11, 19, 21, 593
Bimlipatam	32	32	„ (Dutch)	4, 5, 17	19, 594
Bolivia	---	19, 598	Hawaii	4, 5, 17, 609	8, 9, 12, 13, 19, 21, 610
Bombay	22, 23, 30, 77-102	22, 23, 30, 103-118	Hayti and St. Domingo	4, 5, 17, 587	21, 587
Borneo	2, 3, 16, 465	18, 20, 465	Henjam Island	4, 5, 16, 419	8, 9, 12, 13, 18, 20, 419
„ British	2, 3, 16	6, 7, 10, 11, 18, 20	Honduras	2, 3, 17	8, 9, 12, 13, 19, 590
„ Dutch	4, 5, 16	8, 9, 12, 13	Hongkong	2, 3, 16, 474-478	6, 7, 10, 11, 18, 20, 479-482
Brazil	4, 5, 17, 594	8, 9, 12, 13, 19, 21, 594	Honavar	31	31
British Guiana	2, 3, 17, 592	6, 7, 10, 11, 19, 21, 593	Hungary	4, 5, 16, 354	6, 7, 10, 11, 18, 20, 354
„ Honduras	2, 3	6, 7, 10, 11, 19, 590	Indo-China	4, 5, 16, 470	8, 9, 12, 13, 18, 20, 471
„ Possessions in West Africa	17, 517	19, 518	Iraq	2, 3, 4, 5, 16, 382-384	6, 7, 8, 9, 10, 11, 12, 13, 18, 20, 385-393
„ West India Islands	2, 3	6, 7, 10, 11	Islands in the Pacific	---	8, 9, 12, 13, 19, 610
Broach	31	31	Italian East Africa	4, 5, 17, 548	8, 9, 12, 13, 19, 21, 548-550
Bulgaria	---	6, 7, 10, 11, 18, 359	Italy	4, 5, 16, 334-344	6, 7, 10, 11, 18, 20, 345-348
Buvar	31	31	Japan	4, 5, 16, 491-501	8, 9, 12, 13, 18, 20, 501-506
Burma	22, 23, 36	22, 23, 36	Java	4, 5, 16, 460-461	8, 9, 12, 13, 18, 20, 461-464
Calcutta	30, 38-63	30, 63-75	Karachi	31, 119-140	31, 141-148
Calicut	35	35	Karikal	33	33
Calingapatam	32	32	Karwar	31	31
Canada	2, 3, 17, 561-568	6, 7, 10, 11, 19, 21, 568-564	Kenya Colony	2, 3, 17, 588-589	6, 7, 10, 11, 19, 21, 589-543
Canary Islands	4, 5, 17, 516	516	Kilakaral	34	34
Cannanore	35	35	Korea	4, 5, 16, 490	8, 9, 12, 13, 18, 490
Cape of Good Hope	2, 3, 17, 518	6, 7, 10, 11, 19, 21, 519-520	Koyalpatnam	34	34
Celebes and other Islands	4, 5, 16, 465	8, 9, 12, 13, 18, 20, 466	Kulasekharapatnam	35	35
Ceylon	2, 3, 16, 422-427	6, 7, 10, 11, 18, 20, 428-436	Kyaukpyu	36	36
Channel Islands	2, 3, 16, 311	6, 7, 10, 11, 18, 19, 21, 311	Latvia	2, 3, 16, 253	6, 7, 10, 11, 18, 253
Chile	4, 5, 17, 596	8, 9, 12, 13, 19, 21, 597	Lithuania	2, 3, 16, 253	2, 3, 16, 253
China	4, 5, 16, 483-486	8, 9, 12, 13, 18, 20, 487-490	Luxemburg	2, 3, 16, 310	8, 9, 12, 13, 18, 20, 311
Chittagong	30	30	Macao	4, 5, 14, 16, 473	8, 9, 12, 13, 18, 20, 473
Cocanada	32	32	Madagascar	4, 5, 17, 532	8, 9, 12, 13, 19, 21, 532-533
Cochin	35	35	Madras	22, 23, 32	22, 23, 32-36
Colombia	4, 5, 17, 591	19, 21, 591	Maldives	2, 3, 16, 421	6, 7, 10, 11, 18, 22, 421
Ocondapoor	35	35	Malpe	35	35
Costa-Rica	---	8, 9, 12, 13, 19, 591	Malta and Gozo	2, 3, 16, 329	6, 7, 10, 11, 18, 20, 330
Crete	4, 5, 16, 362	8, 9, 12, 13, 18, 20, 363	Malwan	31	31
Cuba	4, 5, 17, 586	21, 586	Mangalore	35	35
Cuddalore	32	32	Maskat Territory and Trucial Oman	4, 5, 16, 394	8, 9, 12, 13, 18, 20, 395-399
Cyprus	2, 3, 16, 365	6, 7, 10, 11, 1, 20, 365	Masulipatam	32	32
Czecho-Slovakia	4, 5, 16, 354-357	8, 9, 12, 13, 18, 20, 357	Mauritius and Dependencies	2, 3, 17, 555	6, 7, 10, 11, 19, 21, 555-556
Dahanu	31	31	Mergul	36	36

INDEX TO TABLES 1 TO 13—continued

COUNTRIES AND PORTS		Imports	Exports	COUNTRIES AND PORTS		Imports	Exports
		Page	Page			Page	Page
Mexico		4, 5, 17, 589	8, 9, 12, 13, 19, 589	San-Salvador		19	8, 9, 12, 13, 18, 550
Morocco		4, 5, 17, 515	8, 9, 12, 13, 19, 515-516	Serb-Croat-Slovene State		4, 5, 16, 360	8, 9, 12, 13, 18, 358
Moulmein		37	37	Seychelles		2, 3, 17, 559	6, 7, 10, 11, 19, 21, 550-560
Natal		2, 3, 17, 521-522	6, 7, 10, 11, 19, 21, 522-525	Slam		4, 5, 16, 466	8, 9, 12, 13, 18, 20, 467-470
Negapatam		33	33	Sind		22, 23, 31	22, 23, 31
Netherlands		2, 3, 16, 287-293	6, 7, 10, 11, 18, 20, 294-297	Smyrna		4, 5, 16, 371	8, 9, 12, 13, 18, 20, 371
Newfoundland and Coast of Labrador		---	6, 7, 10, 11, 19, 565	Somaland-Protectorate		2, 3, 16, 550	6, 7, 10, 11, 550-551
New Guinea		8, 9, 12, 13, 14, 18, 466	British		2, 3, 17	6, 7, 10, 11, 19, 21
New Zealand		2, 3, 17, 606	6, 7, 10, 11, 19, 21, 607-608	French		4, 5	8, 9, 12, 13
Nicaragua		---	8, 9, 12, 13, 19, 590	Spain		4, 5, 16, 325	6, 7, 10, 11, 18, 20, 325-326
Nigeria		---	517	Spanish Possessions in West Africa		517	518
Norway		2, 3, 16, 260-261	6, 7, 10, 11, 18, 20, 261-262	Straits Settlements		2, 3, 16, 437-448	6, 7, 10, 11, 18, 20, 449-455
Nyasaland Protectorate		2, 3, 17, 547	6, 7, 10, 11, 19, 21, 547	Sumatra		4, 5, 16, 458	8, 9, 12, 13, 18, 20, 459
Other Native States in Arabia		4, 5, 16, 399-400	8, 9, 12, 13, 18, 20, 400-405	Surat		31	31
Pacific—Islands in the		8, 9, 12, 13, 19, 610	Sweden		2, 3, 16, 255-258	6, 7, 10, 11, 18, 20, 259
Palestine		2, 3, 16, 372	6, 7, 10, 11, 18, 20, 372	Switzerland		4, 5, 16, 330-333	6, 7, 10, 11, 18, 20, 333-334
Pamban		34	34	Syria		4, 5, 16, 368	8, 9, 12, 13, 18, 20, 368-370
Panama		4, 5, 17, 592	19, 592	Tanganyika Territory		2, 3, 17, 544	6, 7, 10, 11, 19, 21, 544-546
Papua		---	6, 7, 10, 11, 19, 21, 606	Tavoy		37	37
Paraguay		---	19, 595	Tellicherry		35	35
Persia		4, 5, 16, 410-412	8, 9, 12, 13, 18, 20, 412-418	Territory of Papua		---	6, 7, 10, 11, 19, 21, 606
Peru		4, 5, 17, 597	19, 21, 597-598	Tirumalavasal		33	33
Philippine Islands and Guam		4, 5, 16, 472	8, 9, 12, 13, 18, 20, 472-473	Tondi		34	34
Point Calimere		33	33	Topputturai		33	33
Poland		2, 3, 16, 265	6, 7, 10, 11, 18, 265	Transvaal		2, 3, 17, 526	6, 7, 10, 11, 19, 21, 526
Ponnau		35	35	Tripoli		4, 5, 17, 513	8, 9, 12, 13, 19, 21, 513
Porto Novo		33	33	Tunis		4, 5, 17, 514	8, 9, 12, 13, 19, 21, 514
Porto Rico		---	587	Turkey, Asiatic		4, 5, 16, 366	8, 9, 12, 13, 18, 20, 366-368
Portugal		4, 5, 16, 323	6, 7, 10, 11, 18, 20, 323	European		4, 5, 16, 363	8, 9, 12, 13, 18, 20, 363-364
Portuguese East Africa		4, 5, 17, 527-528	8, 9, 12, 13, 19, 21, 528-532	Tuticorin		34	34
Portuguese Possessions in West Africa		17, 517	518	Uganda Protectorate		2, 3, 17, 547	6, 7, 10, 11, 19, 21, 547
Portuguese West Africa		4, 5	United Kingdom		2, 3, 16, 211-237	6, 7, 10, 11, 18, 20, 239-250
Protectorate of South West Africa		2, 3, 17, 515	6, 7, 10, 11, 19, 518	United States of America		4, 5, 17, 565-579	8, 9, 12, 13, 19, 21, 560-565
Puri		30	30	Uran		31	31
Rangoon		36, 181-202	36, 203-210	Uruguay		4, 5, 17, 595	19, 21, 595
Reunion		4, 5, 17, 533	8, 9, 12, 13, 19, 21, 533	Velanganni		33	33
Rhodesia		2, 3, 17, 527	6, 7, 10, 11, 19, 21, 527	Venezuela		4, 5, 17, 592	19, 592
Roumania		4, 5, 16, 360	6, 7, 10, 11, 18, 20, 360	Victoria Point		37	37
Russia		2, 3, 16, 250	6, 7, 10, 11, 18, 20, 251	Vizagapatam		32	32
Sanikatta		31	31	West Africa		17, 517	6, 7, 8, 9, 10, 11, 12, 13, 19, 518
				West Indies		17, 588	8, 9, 12, 13, 19, 21, 588-590
				Zanzibar and Pemba		2, 3, 17, 533-534	6, 7, 10, 11, 19, 21, 534-538

MISCELLANEOUS.

	Page	Shipping :—	Page
Index—Trade and Navigation of :—		Abstract Tables—	
Abstract Tables	646-679	Vessels entered into each province	933
General Imports	680-800	" cleared from " "	934
" Exports	801-875	" entered from each country	935-938
Inland Trade	876-884	" cleared to " "	939-942
Shipping	885-894	Nationality of vessels entered	943, 944
Transshipment cargo	896-922	" " cleared	945, 946
Bonded goods	644-645	Vessels entered and cleared from and to each port—	
Customs duty—		With cargoes	947-962
At each port	611-614	In ballast	963-976
On principal articles imported	615-625	General Tables—	
On articles exported	626	Vessels entered and cleared with cargoes	977-988
Drawbacks and Refunds	627-636	" " " " in ballast	989-996
Exemptible goods passed free	637-643	" built at each port	997-1000
Foreign possessions in India—Trade of the	924-931	" registered at each port	1001-1004

ernment of India Publications are obtainable from the Government of India Central Publication Branch, 3, Government Place, West, Calcutta, and from the following Agents:—

EUROPE.

OFFICE OF THE HIGH COMMISSIONER FOR INDIA,
INDIA HOUSE, ALDWYCH, LONDON, W. C. 2.

And at all Booksellers.

INDIA AND CEYLON: Provincial Book Depôts.

AS.—Superintendent, Government Press, Mount Road, Madras.
 AY.—Superintendent, Government Printing and Stationery, Queen's Road, Bombay.
 —Library attached to the Office of the Commissioner in Sind, Karachi.
 AL.—Bengal Secretariat Book Depôt, Writers' Buildings, Room No. 1, Ground Floor, Calcutta.
 ED PROVINCES OF AGRA AND OUDH.—Superintendent of Government Press, United Provinces of Agra and Oudh, Allahabad.
 AB.—Superintendent, Government Printing, Punjab, Lahore.
 TA.—Superintendent, Government Printing, Burma, Rangoon.
 RAJ. PROVINCES AND BEHAR.—Superintendent, Government Printing, Central Provinces, Nagpur.
 A.—Superintendent, Assam Secretariat Press, Shillong.
 R. AND ORISSA.—Superintendent, Government Printing, Bihar and Orissa, P. O. Gularbagh, Patna.
 H. WEST FRONTIER PROVINCE.—Manager, Government Printing and Stationery, Peshawar.

ker, Spink & Co., Ltd., Calcutta and Simla.
 ewman & Co., Ltd., Calcutta.
 Lohari & Co. Calcutta.
 Indian School Supply Depôt, 309, Bow Bazar Street, Calcutta.
 rworth & Co. (India), Ltd., Calcutta.
 Sarcar & Sons, 15, College Square, Calcutta.
 Hard Literature Co., Ltd., Calcutta.
 iation Press, Calcutta.
 ervertty, Chatterjee & Co., Ltd., 13, College Square, Calcutta.
 Book Company, Calcutta.
 s Murray & Co., 12, Government Place, Calcutta.
 For Meteorological Publications only.)
 Chaudhury & Co., 68-5, Ashutosh Mukherji Road, Calcutta.
 tific Publishing Co., 9, Taltola Lane, Calcutta.
 orjee & Co., 3-1, Bacharam Chatterjee Lane, Calcutta.
 ard Law Book Society, 8-2, Hastings Street, Calcutta.
 Hindu Library, 3, Nandalal Mullick Lane, Calcutta.
 ala Book Depôt; Ltd., 15, College Square, Calcutta.
 gal Flying Club, Dum Dum Cantt.
 Charan & Co., Municipal Market, Calcutta.
 Roy Chowdhury & Co., 11, College Sqr., Calcutta.
 Basak, Esq., Proprietor, Albert Library, Daoca. inbothams, Madras.
 ouse & Sons, Madras.
 A. Nateson & Co., Publishers, George Town, Madras.
 aradachary & Co., Madras.
 Book Co., Madras.
 Publishing Co., Mylapore, Madras.
 Booklover's Resort, Taikad, Trivandrum, South India.
 Gopalakrishna Kone, Pudumandapam, Madura.
 ral Book Depôt, Madura.
 ur & Co., Vizagapatam.
 ker & Co., Ltd., Bombay.
 Taraporevala Sons & Co., Bombay.
 Chandra Govind & Sons, Kalbadevi Road, Bombay.
 M. Tripathi & Co., Booksellers, Princess Street, Kalbadevi Road, Bombay.
 and Secondhand Bookshop, Kalbadevi Road, Bombay.
 Pandia & Co., Bombay.
 L. Wheeler & Co., Allahabad, Calcutta and Bombay.
 bay Book Depôt, Girgaon, Bombay.
 nett, Coleman & Co., Ltd., The Times of India Press, Bombay.
 Popular Book Depôt, Bombay.
 Manager, Oriental Book Supplying Agency, 15, Shukrawar, Poona City.
 na Krishna Bros., Opposite Bishrambag, Poona City.
 P. Bookstall, 21, Budhwar, Poona.
 ngaldas & Sons, Booksellers and Publishers, Bhaga Talao, Surat.
 Standard Book and Stationery Co., 32-33, Arbab Road, Peshawar.
 Students Own Book Depôt, Dharwar.
 Shankar Karnataka Pustaka Bhandara, Malamuddi, Dharwar.

The Standard Bookstall, Karachi, Quetta, Delhi, Murree and Rawalpindi.
 Frontier Book & Stationery Co., Rawalpindi.
 *Hossenbhoy Karimji and Sons, Karachi.
 The English Bookstall, Karachi.
 Rose & Co., Karachi.
 The Standard Bookstall, Quetta.
 U. P. Malhotra & Co., Quetta.
 J. Ray & Sons, 43, K. & L., Edwardes Road, Rawalpindi, Murree and Lahore.
 The Standard Book Depôt, Lahore, Nainital, Mussoorie, Dalhousie, Ambala Cantonment and Delhi.
 The North India Christian Tract and Book Society, 18, Clive Road, Allahabad.
 Ram Narain Lal, Katra, Allahabad.
 "The Leader", Allahabad.
 The Indian Army Book Depôt, Dayalbagh, Agra.
 The English Book Depôt, Taj Road, Agra.
 Gaya Prasad & Sons, Agra.
 Narain & Co., Meston Road, Cawnpore.
 The Indian Army Book Depôt, Jullundur City, Daryaganj, Delhi.
 Manager, Newal Kishore Press, Lucknow.
 The Upper India Publishing House, Ltd., Literature Palace, Ammuddaula Park, Lucknow.
 Rai Sahib M. Gulab Singh & Sons, Mufid-i-Am Press, Lahore and Allahabad.
 Rama Krishna & Sons, Booksellers, Anarkali, Lahore.
 Students Popular Depôt, Anarkali, Lahore.
 The Standard Bookstall, Lahore.
 The Proprietor, Punjab Sanskrit Book Depôt, Saidmitha Street, Lahore.
 The Insurance Publicity Co., Ltd., Lahore.
 The Punjab Religious Book Society, Lahore.
 The Commercial Book Co., Lahore.
 The University Book Agency, Kaohari Road, Lahore.
 Manager of the Imperial Book Depôt, 63, Chandni Chowk Street, Delhi.
 J. M. Jaina & Bros., Delhi.
 Fono Book Agency, New Delhi and Simla.
 Oxford Book and Stationery Company, Delhi, Lahore, Simla, Meerut and Calcutta.
 Supdt., American Baptist Mission Press, Rangoon.
 Burma Book Club, Ltd., Rangoon.
 S. G. Talukdar, Proprietor, Students & Co., Cooh Behar.
 The Manager, The Indian Book Shop, Benares City.
 Nandkishore & Bros., Chowk, Benares City.
 The Srivilliputtur Co-operative Trading Union, Ltd., Srivilliputtur (S. I. R.).
 Raghunath Prasad & Sons, Patna City.
 The Students' Emporium, Patna.
 K. L. Mathur & Bros., Guzri, Patna City.
 Kamala Book Stores, Bankipore, Patna.
 G. Banerjee & Bros., Ranchi.
 M. C. Kothari, Raipura Road, Baroda.
 B. Parikh & Co., Baroda.
 The Hyderabad Book Depôt, Chaderghat, Hyderabad (Deccan).
 S. Krishnaswami & Co., Teppakulam P. O., Trichinopoly Fort.
 Karnataka Publishing House, Bangalore City.
 Bheema Sons, Fort, Bangalore City. ●
 Superintendent, Bangalore Press, Lake View, Mysore Road, Bangalore City.

AGENT IN PALESTINE.—Steimatzky, Jerusalem.

* Agent for publications on aviation only.

SIXTY-FIFTH ISSUE]

DEPARTMENT OF COMMERCIAL INTELLIGENCE AND STATISTICS, INDIA

ANNUAL STATEMENT
OF THE
Sea-Borne Trade of British India
WITH THE
British Empire and Foreign Countries

For the fiscal year ending 31st March, 1931

VOLUME II.

Abstract and detailed tables of the trade and shipping with each country at each port, and tables relating to the trade of Aden and of the French Possessions in India.

Published by order of the Governor-General in Council



CALCUTTA: GOVERNMENT OF INDIA
CENTRAL PUBLICATION BRANCH
1932

[No. 2342.]

Price Rs. 16-8 or 26s. 6d.