

XIV-FOURTH ISSUE]

DEPARTMENT OF COMMERCIAL INTELLIGENCE AND STATISTICS

ANNUAL STATEMENT
OF THE
Sea-Borne Trade of British
WITH THE
British Empire and Foreign Countries

For the fiscal year ending 31st March, 1930

VOLUME II.

Abstract and detailed tables of the trade and shipping with each country and at each port, and tables relating to the trade of Aden and of the French Possessions in India.

Published by order of the Governor-General in Council



CALCUTTA: GOVERNMENT OF INDIA
CENTRAL PUBLICATION BRANCH
1931

No. 2259]

CHART 1.

(a) Variations in the Trade of British India with principal countries during the last ten years ending 1929-30 as compared with averages of the pre-war, war and post-war quinquennia.

IMPORTS (1)

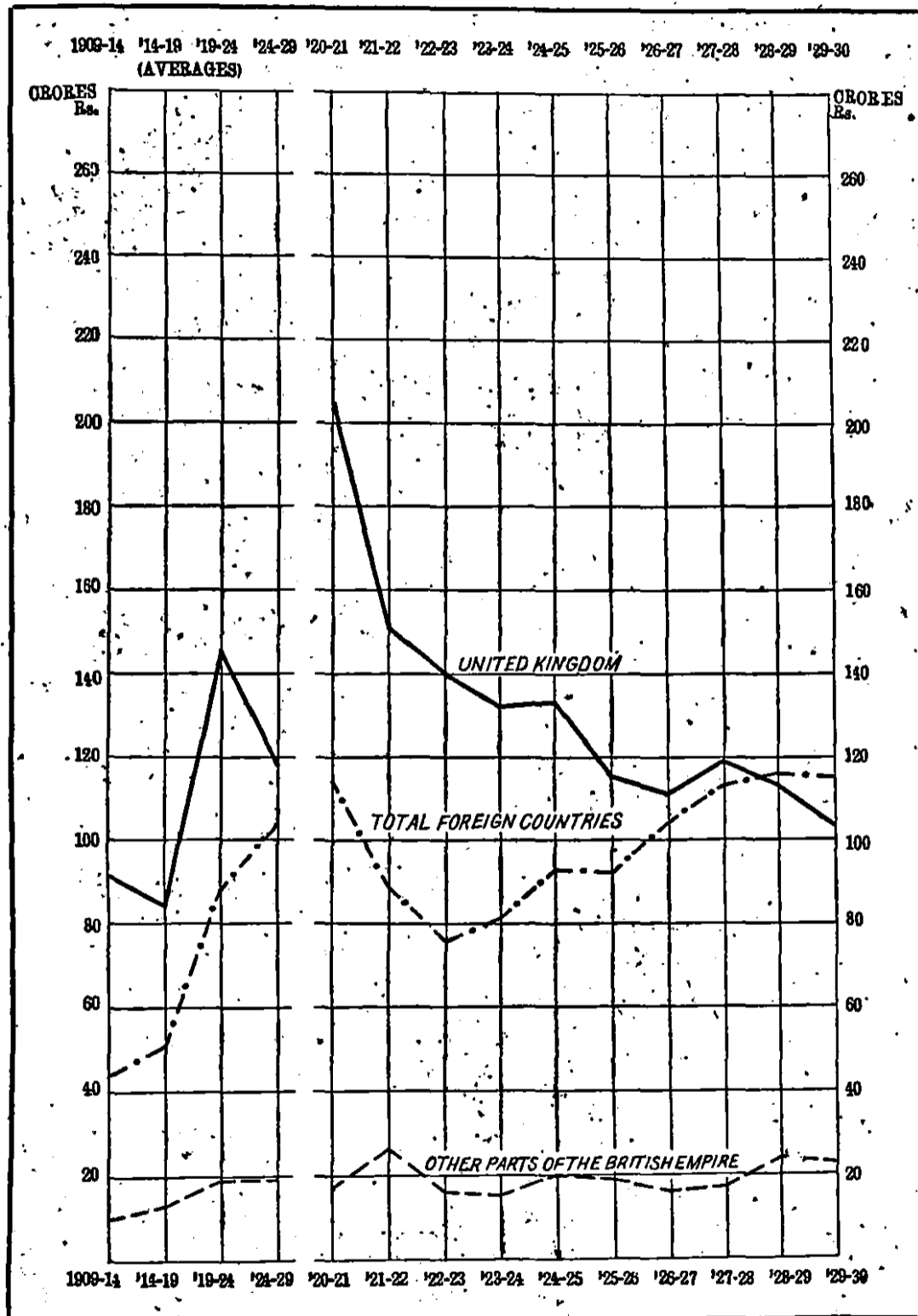


CHART 1.

(a) Variations in the Trade of British India with principal countries during the last ten years ending 1929-30 as compared with averages of the pre-war, war and post-war quinquennia.

IMPORTS (II)

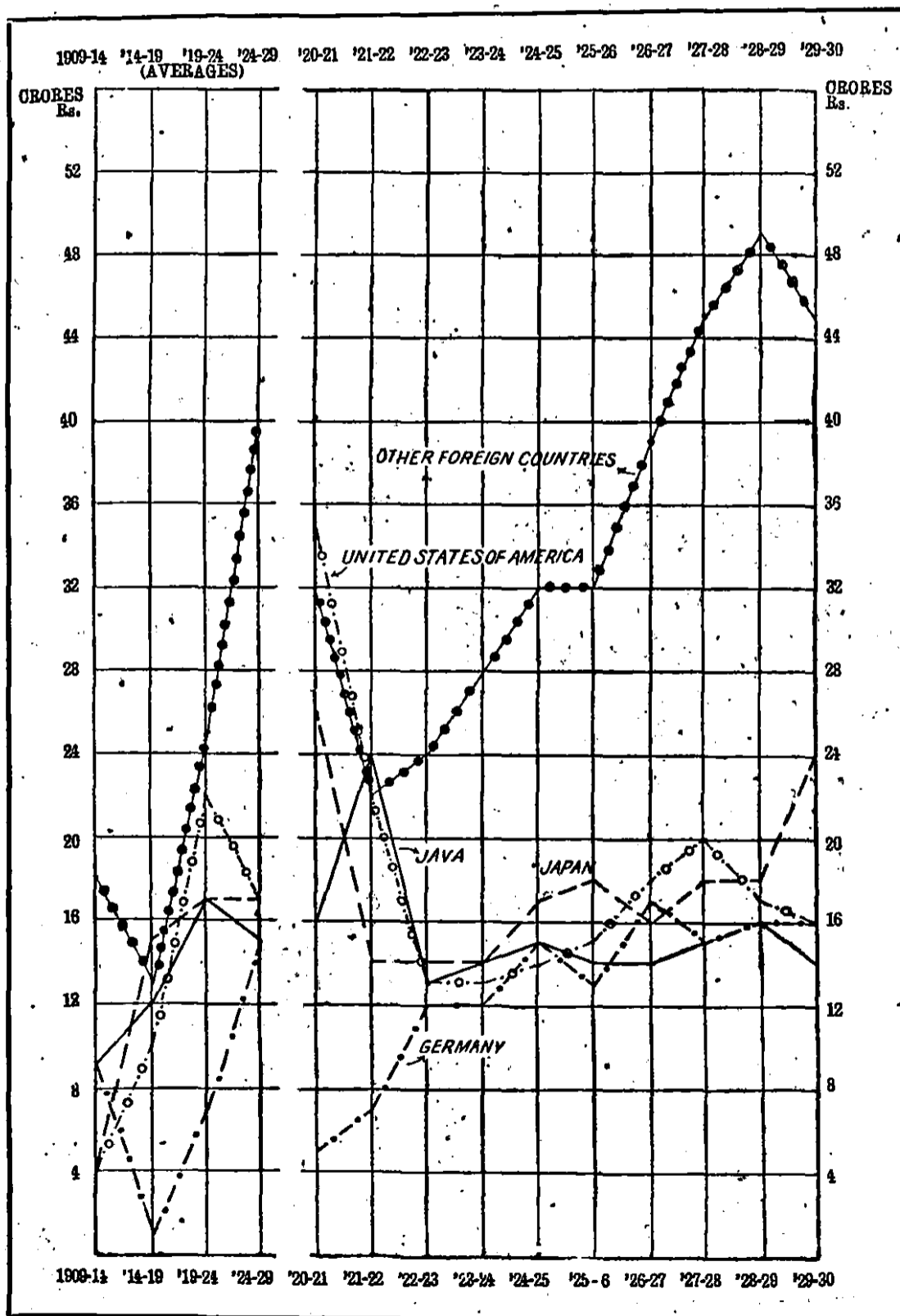


CHART 1.

(b) Variations in the Trade of British India with principal countries during the last ten years ending 1929-30 as compared with averages of the pre-war, war and post-war quinquennia.

EXPORTS

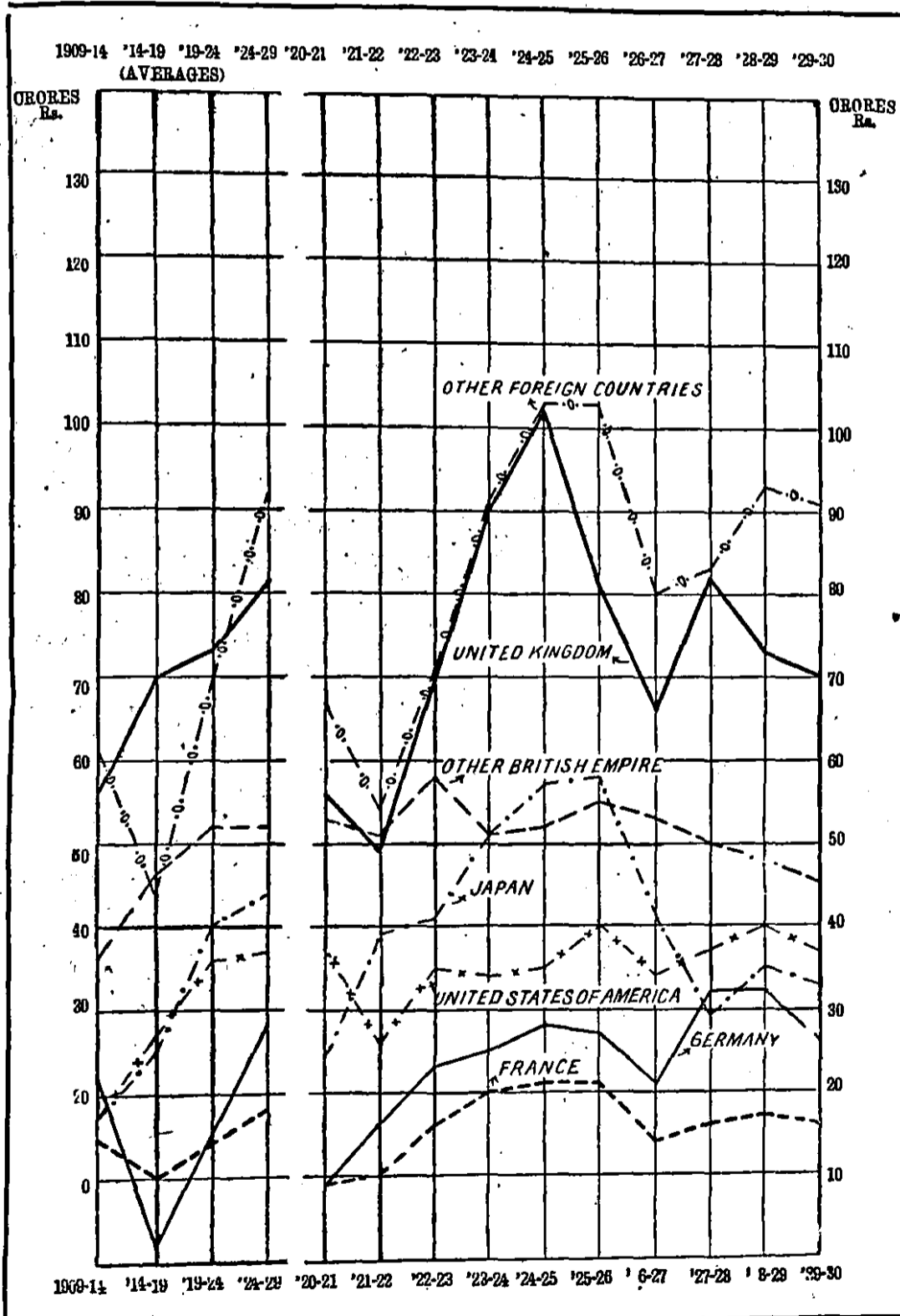


CHART 2.

(a) Variations in the shares of the principal countries in the Import trade of British India during the last ten years ending 1929-30 as compared with averages of the pre-war, war and post-war quinquennia.

IMPORTS

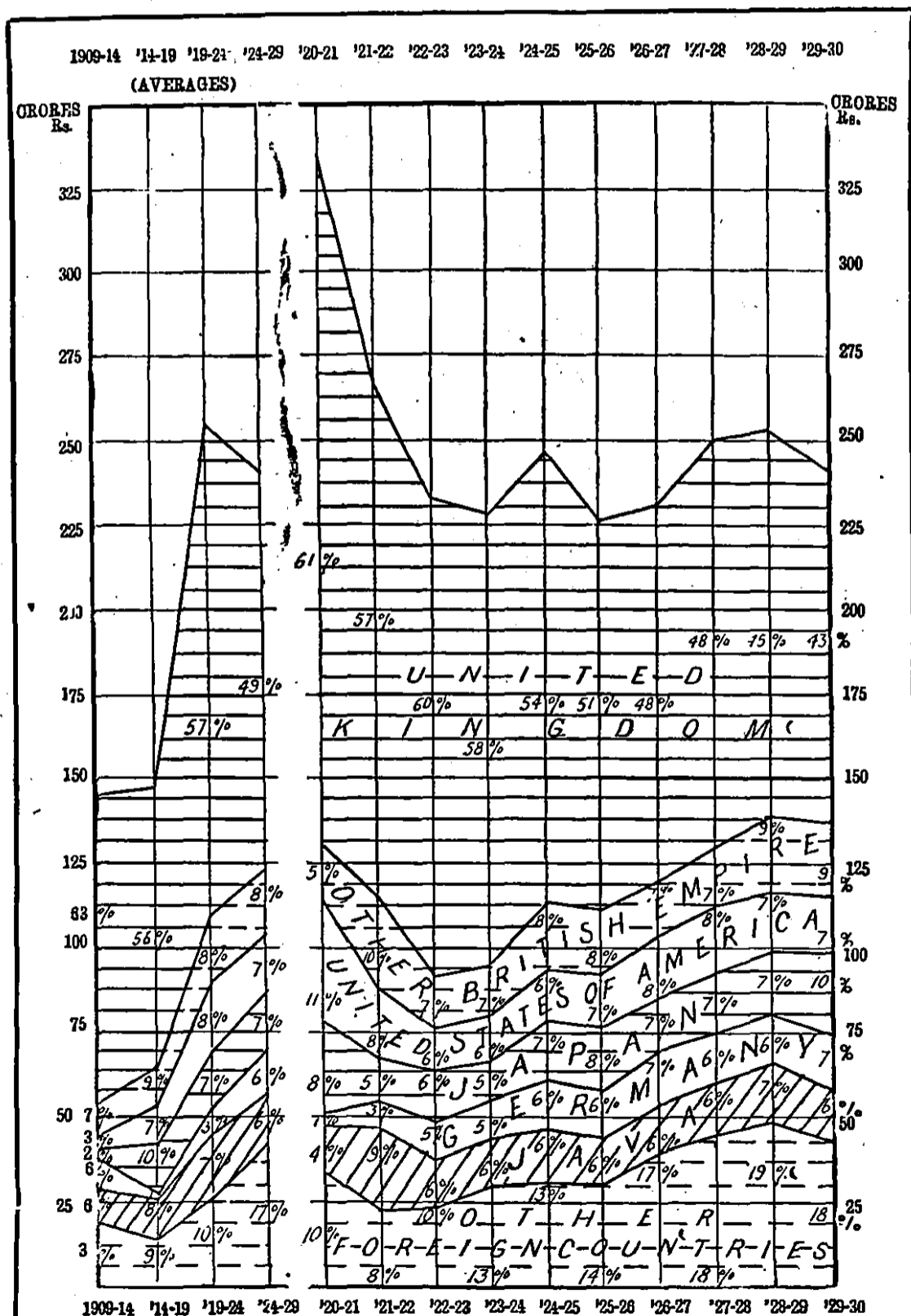
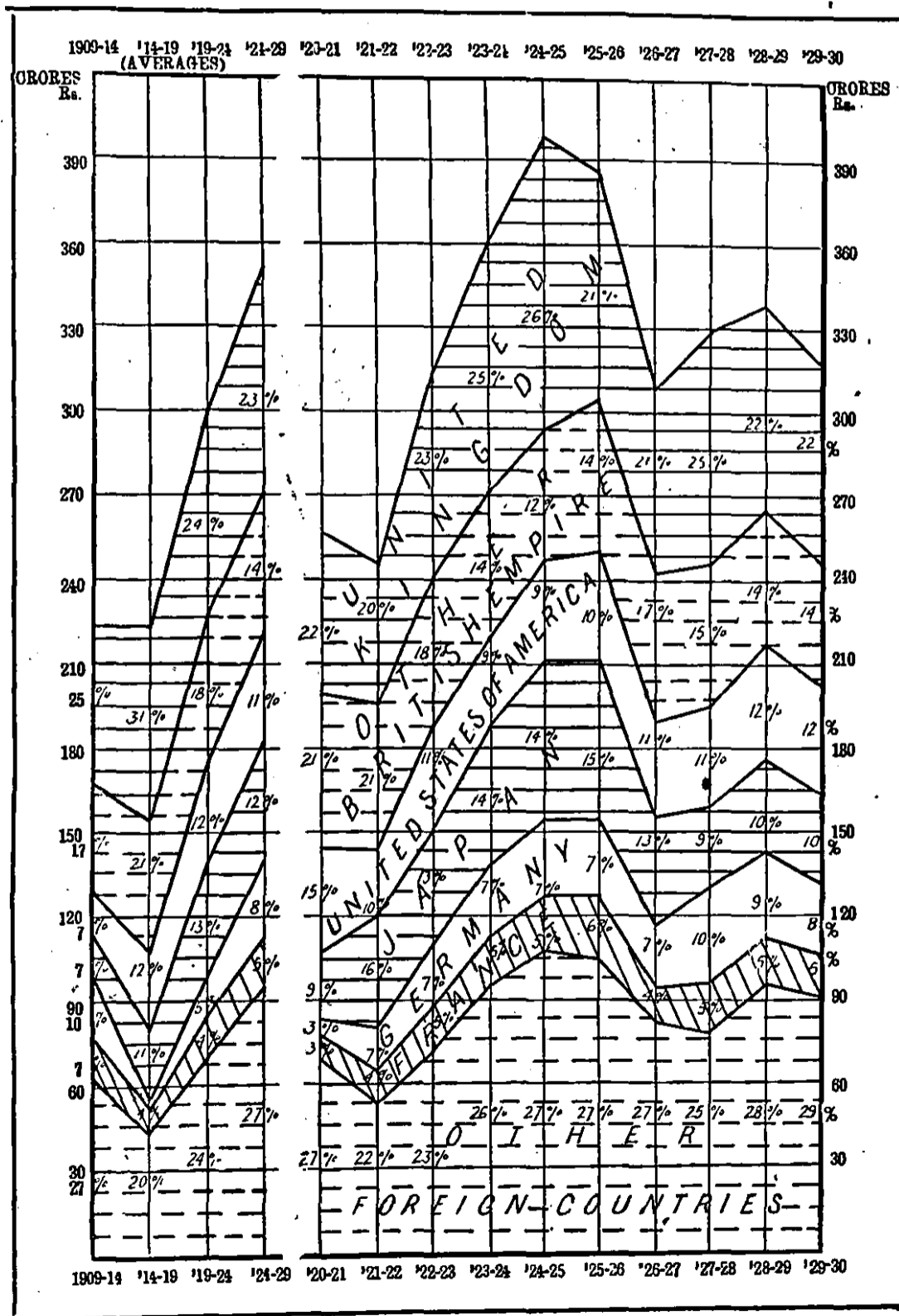


CHART 2.

(b) Variations in the shares of the principal countries in the Export trade of British India during the last ten years ending 1929-30 as compared with averages of the pre-war, war and post-war quinquennia.

EXPORTS



INTRODUCTORY NOTE.

1. Scope of the Returns.—The object of this Volume is to arrange the statistics of the sea-borne trade of India according to the principal countries with which trade is carried on, and the principal ports in India through which such trade passes. Imports are classified as received from the countries from which they have been consigned and exports are credited to the countries of final destination. Detailed information regarding shipping is also given in this Volume.

2. Statistical year.—All tables given in this Volume cover the five official years, April to March, 1925-26 to 1929-30, except the shipping tables Nos. 8 and 9 which show figures for 1929-30 only.

3. Abstract Tables.—Tables 1 to 7 and 10 show for each of the years 1925-26 to 1929-30 the shares of each principal country in the total import, export, and re-export trade.

Table 1 shows the total value of the imports of merchandise and treasure from each principal country, table 2 gives similar details of the exports, including re-exports, and table 3 shows separately the total figures of the exports and re-exports of merchandise only. In these three tables the countries are grouped into (1) the British Empire and (2) Foreign countries.

In tables 4 to 7 are given the shares of each principal country in the totals, imports, exports, and re-exports of merchandise, the countries being grouped geographically within each Continent.

Table 8 shows the shares of each maritime province in the total imports and exports, including re-exports, of private merchandise and treasure. Similar details for Government stores and treasure are given in table 9.

In table 10 is shown the total trade in merchandise of each maritime province with each principal country.

Table 11 shows the total imports and exports of merchandise and treasure separately at each port.

4. Trade at Ports.—Table 12 shows the quantities and values of the principal articles of merchandise, imported into and exported from each of the chief ports (Calcutta, Balasore, Bombay, Karachi, Fort St. George and Rangoon). The information as regards the chief ports in this table relates to the quantities and values of the principal articles of merchandise entered for export or cleared for import by the Customs at the chief ports. Imported goods, though landed at the ports to which they are accredited, may afterwards be carried in coasting vessels to other ports before passing into consumption. Thus these returns are not, strictly speaking, an exact indication of the imports and exports passing through each port.

5. Trade with countries.—Table 13 shows the quantities and values of the principal articles of merchandise, imported from and exported to each principal country, the countries being arranged geographically within each Continent. The trade in each article is recorded separately when its value is ₹10,000 or more under imports, and ₹5,000 or more under exports. If the value of the trade in any particular article is less than the limit stated, it is generally grouped under the head "all other articles of merchandise".

The articles are arranged in alphabetical order as in Volume I, provision being made for grouping together within the alphabetical order such articles as are related industrially or commercially.

6. Customs Revenue.—Tables 14, 15 and 16 give details of the Customs duty collected (a) on imports and exports at each port in each province, (b) in respect of the principal and other articles of imported merchandise, and (c) in respect of the dutiable articles of exported merchandise. In tables 15 and 16 the arrangement of articles follows the classification in the tariff schedules. Table 17 gives the amount of drawbacks paid and duties refunded on the principal and other articles imported and exported.

7. Dutiable articles allowed free of duty and Bonded goods.—Table 18 shows the dutiable articles of imported merchandise allowed free of duty for the use of private individuals and institutions, and table 19 shows the quantity of certain principal articles of merchandise imported, which remained in customs bonded warehouses on the last day of each of the official years 1925-26 to 1929-30. The figures do not, however, include duty-paid goods lying in the warehouses outside customs authority.

8. Trade of Aden.—The tables relating to the Trade and Navigation of Aden for 1929-30 are incorporated in this issue.

Nature of the Trade recorded in the Aden tables.—Imports include all goods which are manifested for Aden, while exports include all goods and re-exports shipped from Aden. Transshipment cargo, *i.e.*, cargo manifested for transshipment on through bills of lading, is shown separately as noted below. There is a very considerable land trade, and exports by sea necessarily include a considerable amount of re-exports of goods originally imported by land, and imports include goods which are intended for exports by land.

Countries to which imports or exports are credited in Aden.—Following the classification of the sea-borne trade returns of British India, imports are classified as received from the countries whence they were consigned to Aden, and exports are credited to the countries of final destination.

Method of ascertaining values in Aden.—The values of goods are generally based on consignor's invoices, and not on the wholesale cash price in Aden as required by section 30 of the Sea Customs Act. The values of goods imported or exported are taken from the import and export pass notes forwarded to the Political Resident, Aden, by the Port Trust Department. In the case of goods brought by steamers, the value is usually based upon the invoices; and in the case of cargo brought by *dhow*, the value is taken from Arabic advices. In many cases papers are not available and manifests have to be written out in Aden. The pass notes are stated to be scrutinised by the assessors of the Revenue Department and corrected, where necessary, by comparison with average market rates, which are ascertained periodically for the purpose.

Tables of the Trade of Aden.—These tables relate to the sea-borne and land trade and also to the shipping of the port of Aden for the official years 1925-26 to 1929-30. Tables 1A, 1B and 1C, and 2A, 2B and 2C are classified summaries, showing the values of the imports and exports from and to the British Empire and Foreign countries separately. Table 1 shows, for each of the years 1925-26 to 1929-30, the total sea-borne trade of Aden in private merchandise and treasure, and table 2 gives similar details of Government stores and treasure. Tables 3 and 4 show the total value of imports and exports, respectively, from and to each principal country, of merchandise and treasure separately. The countries in these two tables are arranged geographically within each Continent. Table 5 shows the total quantities and values of the principal articles of imports, and table 6 gives similar details of exports. Tables 7 and 8 are general tables and show the quantities and values of the imports and exports, respectively, with the countries from or to which imported or exported. The articles are arranged alphabetically, provision being made for grouping together within the alphabetical order such articles as are related industrially or commercially, as in abstract tables 5 and 6. Tables 9, 9A 10 and 10A relate to the land trade and show the imports and exports from and to the interior of Arabia. Shipping figures are recorded in tables 11 to 14. Tables 15 and 16 show the number of packages of transshipment cargo for imports and exports during the year 1929-30.

9. Trade of the French and the Portuguese Possessions in India.—The trade is recorded in separate sets of tables, the trade of the French Possessions being for the five years ending 31st March, 1930. Returns of the trade of the Portuguese Possessions for the calendar years 1921 to 1925 are under compilation and will be issued shortly as Supplement to the Annual Statement of the Sea-borne Trade of British India.

10. Shipping Foreign Trade.—*Entrances and clearances of vessels.*—Vessels bringing cargo from more than one Foreign Port are recorded as entering from the most distant port at which cargo for British India was embarked. Vessels

with cargo departing from British India for more than one Foreign Port are recorded as clearing for the most distant port at which cargo from British India is to be disembarked.

Vessels in the Foreign Trade are recorded as entering on the voyage inwards at the first port at which cargo is discharged, and as clearing on the voyage outwards at the last port at which cargo is laden. If on their inward voyage they enter a port in British India to discharge only a part of their cargoes and then proceed to other ports in British India, their clearances and entries after arrival at the first port are recorded in the Coasting Trade, whether they ship "Coasting Cargo" or not, for the foreign voyage is deemed to have ended on arrival at the port where part of the cargo is first discharged. If vessels on the voyage outwards load with part cargo for a Foreign Port, and part for some other port or ports in British India, they are recorded at the first port of departure as cleared in the Coasting Trade and such vessels are again recorded as cleared in the Foreign Trade at the last British Indian port.

Vessels in ballast are recorded both as to entries and clearances in the same way as vessels with cargo.

The classes of vessels which are distinguished in the shipping tables are detailed below:—

British.—Steamers and square-rigged sailing vessels, flying the British flag and registered under the English Merchant Shipping Act, 1894, in any port in the United Kingdom or in a British Possession other than British India.

British Indian.—Steamers and square-rigged sailing vessels, flying the British flag and registered under the Indian Merchant Shipping Act, X of 1841, or other enactment for the time being in force for the registration of ships in British India.

Native craft—

- (i) *British.*—Sailing vessels, not square-rigged, flying the British flag but not belonging to any port in British India or in Indian States.
- (ii) *British Indian.*—Sailing vessels, not square-rigged, belonging to ports in British India or in Indian States.
- (iii) *Foreign.*—Sailing vessels, not square-rigged, flying a flag other than the British flag or that of an Indian State.

Foreign.—Steamers and square-rigged sailing vessels flying a flag other than the British flag.

Abstract table 1 gives the total entries and clearances in each maritime province, and tables 2 and 3 show the countries from which the vessels entered or to which they cleared. In tables 4 and 5 is shown the nationality of these vessels. Tables 6 and 7 give the details of shipping at each port in each province. In tables 8 and 9 are shown for one year only the nationality as well as the countries (from which entered or to which cleared) of vessels with cargoes and in ballast, respectively. Table 10 shows the number and tonnage of steam-vessels built at each port and table 11 gives similar details of vessels first registered.

11. **Alteration in Countries.**—The list of countries has been revised in accordance with the territorial re-adjustments brought about by the War, and the changes have been introduced in the Sea-borne Trade returns of British India with effect from April, 1921.

12. **Charts.**—Diagrams have been added, illustrating the variations in the import and export trade of British India with principal countries during the ten years ending 1929-30, as compared with averages of the pre-war, war and post-war quinquennia.

D. B. MEEK,
Director-General.

DEPARTMENT OF COMMERCIAL INTELLIGENCE
AND STATISTICS, INDIA;
Calcutta, April 25, 1931.

Volume II.

CONTENTS.

TABLES RELATING TO THE SEA-BORNE TRADE OF BRITISH INDIA.

No. of Table.		Page.
	Charts illustrating (1) Variations in the Trade of British India with Principal Countries during the ten years ending 1929-30, as compared with averages of the pre-war, war and post-war quinquennia.	} frontispiece
	(2) Variations in the shares of the Principal Countries in the Import and Export trade of British India during the ten years ending 1929-30, as compared with averages of the pre-war, war and post-war quinquennia.	} "
	Introductory Note	i-iii
	Contents	iv-x
 I.—ABSTRACT TABLES—		
1	Imports of Merchandise and Treasure (including Government transactions)— From each Country. Value	2
	Exports of Private Merchandise and Treasure— To each Country. Value—	
2	(a) Total	6
3	(b) Indian Merchandise } (c) Foreign Merchandise }	10
4	Total Trade (Imports, Exports, and Re-exports) in Private Merchandise with each Continent	14
5	Import Trade in Private Merchandise with each Continent. Value	16
6	Export Trade in Private Merchandise (Indian) with each Continent	18
7	Re-export " " (Foreign) " "	20
	Share of each Province in the Imports and Exports of Merchandise and Treasure Value—	
8	Private Trade	22
9	Government Stores and Treasure	23
10	Trade of each Province with each Country. Value	24
11	Trade at each Port. Value	30
 II.—DETAILED STATEMENT OF THE TRADE AT THE CHIEF PORTS—		
	Imports and Exports of Merchandise at Chief Port of each Province. Value—	
12	Calcutta	38
	Balasore	76
	Bombay	77
	Karachi	119
	Fort St. George	149
	Rangoon	181

CONTENTS—continued.

No. of Table.		Page.
III.—DETAILED STATEMENT OF THE TRADE WITH EACH COUNTRY—		
I.—Europe—		
13	United Kingdom	211
"	Russia	250
20	Finland	251
20	Estonia	252
"	Latvia	253
17	Georgia	253
23	Sweden	254
"	Norway	259
19	Denmark	261
"	Poland (<i>including</i> Dantzic)	264
17	Germany	265
"	Netherlands	286
20	Belgium	297
17	Luxemburg	309
11	Channel Islands	310
"	France	311
"	Spain	324
"	Gibraltar	326
22	Portugal	327
12	Malta and Gozo	328
10	Switzerland	329
"	Italy	333
21	Fiume	347
19	Austria	348
22	Hungary	353
19	Czechoslovakia	353
13	Serb-Croat-Slovene State	357
20	Albania	358
11	Bulgaria	258
11	Roumania	359
21	Greece	360
20	Crête	361
20	Turkey	362
22	Cyprus	364

CONTENTS—continued.

No. of Table.		Page.
III.—DETAILED STATEMENT OF THE TRADE WITH EACH COUNTRY—continued		
II.—Asia—		
13	Turkey	365
"	Syria	367
"	Armenia	369
"	Azerbaijan	369
"	Smyrna	370
"	Palestine	371
"	Aden and Dependencies	372
"	Iraq	381
"	Maskat Territory and Trucial Oman	393
"	Other Native States in Arabia	398
"	Bahrein Islands	405
"	Persia	409
"	Henjam Island	418
"	Afghanistan	419
"	Maldives	420
"	Ceylon	421
"	Straits Settlements (<i>including</i> Labuan)	436
"	Federated Malay States	455
"	Sumatra	457
"	Java	459
"	Borneo (British and Dutch)	464
"	Celebes and other Islands	464
"	Dutch New Guinea	465
"	Siam	465
"	Indo-China (<i>including</i> Cochin-China, Cambodia, Annam, Tonkin and French leased Territories in China)	469
"	Philippine Islands and Guam	471
"	Macão	472
"	Formosa	473
"	Hongkong	473
"	China (exclusive of Hongkong and Macão)	482
"	Korea	489
"	Japan	490

CONTENTS—*continued.*

No. of Table.		Page.
III.—DETAILED STATEMENT OF THE TRADE WITH EACH COUNTRY—<i>continued</i>		
III.—Africa—		
13	Egypt	506
"	Tripoli	512
"	Tunis	513
"	Algeria	514
"	Morocco	514
"	Canary Islands	515
"	Gold Coast (<i>including</i> British Togoland)	515
"	Nigeria (<i>including</i> British Cameroons)	516
"	Belgian Congo	516
"	British, French, Spanish, and Portuguese Possessions in West Africa	516
"	Protectorate of South-West Africa	517
"	Cape of Good Hope	517
"	Natal	520
"	Transvaal	525
"	Rhodesia	526
"	Portuguese East Africa	526
"	Madagascar	531
"	Reunion	532
"	Zanzibar and Pemba	532
"	Kenya Colony	537
"	Tanganyika Territory	543
"	Uganda Protectorate	546
"	Nyasaland Protectorate	546
"	Italian East Africa (Somáland and Eritrea)	547
"	Somáland (British and French)	549
"	Abyssinia	551
"	Anglo-Egyptian Sudan	551
"	Mauritius and Dependencies	554
"	Seychelles	558
IV.—America—		
"	Canada	560
"	Newfoundland and Coast of Labrador	564
"	United States	564
"	Bermudas	585
"	Cuba	585
"	Hayti and St. Domingo	586
"	Porto Rico	586
"	West Indies (British and Foreign)	587
"	Mexico	588

CONTENTS—continued.

No. of Table		Page.
	III.—DETAILED STATEMENT OF THE TRADE WITH EACH COUNTRY—concluded.	
	IV.—America—continued.	
13	Central America. { Guatemala	588
"	{ Honduras	589
"	{ San Salvador	589
"	{ Nicaragua	589
"	{ Costa Rica	590
"	{ Colombia	590
"	{ Panama	591
"	{ Venezuela	591
"	{ British Guiana	591
"	{ Dutch Guiana	592
"	South America. { Brazil	593
"	{ Paraguay	594
"	{ Uruguay	594
"	{ Argentine Republic	595
"	{ Chile	595
"	{ Peru	596
"	{ Ecuador	597
"	{ Bolivia	597
	V.—Australasia and Oceania—	
"	Australian Commonwealth	598
"	Territory of Papua	605
"	New Zealand (including Nauru and Br. Samoa)	605
"	Fiji Islands	607
"	Hawaii	608
"	Other Islands in the Pacific	609
	IV.—Customs Duty. Gross amount collected—	
14	At each Port in each Province	610
15	On Principal and other Articles imported	614
16	On Articles exported	625
	V.—Drawbacks and Refunds. Amount—	
17	On principal and other Articles imported and exported	626
18	VI.—Dutiable Articles of Imported Merchandise allowed Free of Duty. Quantity and Value	636
	VII.—Bonded Goods—	
19	Principal Articles warehoused under Bond. Quantity	643

CONTENTS—continued.

No. of Table.		Page.
	VIII.—TRADE AND NAVIGATION OF ADEN (1925-26 to 1929-30).	
	SEA-BORNE TRADE.	
	I.—ABSTRACT TABLES FOR OFFICIAL YEARS 1925-26 to 1929-30—	
1A	Summary of Imports—From British Empire	645
1B	" " " Foreign Countries	646
1C	" " " British Empire and Foreign Countries	647
2A	Summary of Exports—To British Empire	649
2B	" " " Foreign Countries	650
2C	" " " British Empire and Foreign Countries	651
1	Imports and Exports—Merchandise and Treasure—Sea-borne Trade with Foreign Countries and with India. Total value	653
2	Imports and Exports—Government Stores and Treasure—From and to Foreign Countries and India. Total value	653
3	Imports—Merchandise and Treasure—From each Foreign Country and Ports in India. Total value	654
4	Exports—Merchandise and Treasure—To each Foreign Country and Ports in India. Total value	656
5	Imports—Articles of Merchandise. Quantity and value	658
6	Exports—Articles of Merchandise. Quantity and value	672
	II.—DETAILED STATEMENT OF IMPORTS—	
7	Principal and other Articles of Merchandise and Treasure (1925-26 to 1929-30)	679
	III.—DETAILED STATEMENT OF EXPORTS—	
8	Principal and other Articles of Merchandise and Treasure (1925-26 to 1929-30)	798
	INLAND TRADE.	
9	Imports—Articles of Merchandise and Treasure—From the interior of Arabia by Land—Quantity and value—1929-30	872
9A	Imports—Articles of Merchandise and Treasure—From the interior of Arabia by Rail—Quantity and value—1929-30	874
10	Exports—Articles of Merchandise and Treasure—To the interior of Arabia per Inland Communication—Quantity and value—1929-30 compared with 1928-29	876
10A	Exports—Articles of Merchandise and Treasure—To the interior of Arabia per Rail Communication—Quantity and value—1929-30 compared with 1928-29	883
	NAVIGATION.	
11	Shipping with each country—Entered—Total Number and Tonnage of vessels—British, British Indian, and Foreign—1925-26 to 1929-30	890
12	" " " Cleared—Total Number and Tonnage of vessels—British, British Indian, and Foreign—1925-26 to 1929-30	891
13	Nationality of Vessels (Steam and Sailing)—Entered and cleared—Total Number and Tonnage of Vessels of each Nation—1925-26 to 1929-30	893
14	Nationality of Country Crafts—Entered and cleared—Total Number and Tonnage of Country Crafts of each Nation—1925-26 to 1929-30	896
15	Import Transhipment Cargo—1929-30	901
16	Export " " —1929-30	915

CONTENTS—concluded.

No. of Table.		Page.
IX.—TRADE OF THE FRENCH POSSESSIONS IN INDIA (1925-26 to 1929-30)—		
1	IMPORTS AND EXPORTS . SEA-BORNE FOREIGN AND COASTING TRADE—Total Value thereof	931
2	IMPORTS AND EXPORTS . SEA-BORNE FOREIGN AND COASTING TRADE AT EACH PORT—Value thereof	931
3	IMPORTS MERCHANDISE — From each Foreign Country and Ports in India—Value thereof	932
4	EXPORTS MERCHANDISE —To each Foreign Country and Ports in India—Value thereof	932
5	IMPORTS FROM FOREIGN COUNTRIES —Principal Articles of Merchandise—Quantity and Value	933
6	EXPORTS TO FOREIGN COUNTRIES—Principal Articles of Foreign and Indian Merchandise—Quantity and Value	934
7	IMPORTS FROM INDIAN PORTS—Principal Articles of Merchandise—Quantity and Value	935
8	EXPORTS TO INDIAN PORTS—Principal Articles of Foreign and Indian Merchandise—Quantity and Value	936
SHIPPING.		
I.—ABSTRACT TABLES—		
Vessels Entered and Cleared with Cargoes and in Ballast. Number and Tonnage—		
1	Into and from each Province	938
Trade with each Country—		
2	Vessels Entered with Cargoes and in Ballast. Number and Tonnage	940
3	„ Cleared „ „ „ „ „ „ „ „	944
Nationality of Vessels—		
4	Vessels Entered with Cargoes and in Ballast. Number and Tonnage]	948
5	„ Cleared „ „ „ „ „ „ „ „	950
Shipping at each Port—		
Vessels Entered and Cleared. Number and Tonnage—		
6	(a) With Cargoes	952
7	(b) In Ballast	958
II.—DETAILED STATEMENT OF THE TRADE WITH EACH COUNTRY AND NATIONALITY OF VESSELS (1929-30)—		
Vessels Entered and Cleared. Number and Tonnage—		
8	(a) With Cargoes	982
9	(b) In Ballast	994
III.—VESSELS BUILT (1925-26 to 1929-30). Number and Tonnage—		
10	At each Port	1002
IV.—VESSELS REGISTERED (1925-26 to 1929-30). Number and Tonnage—		
11	At each Port	1006
	INDEX	1011

INDEX TO TABLES 1 TO 13

COUNTRIES AND PORTS	Imports	Exports	COUNTRIES AND PORTS	Imports	Exports
	Page	Page		Page	Page
Abyssinia	4, 5, 17, 551	8, 9, 12, 13, 19, 21, 551	Denmark	2, 3, 16, 261-262	6, 7, 10, 11, 18, 20, 263-264
Aden and Dependencies	2, 3, 16, 372-374	6, 7, 10, 11, 18, 20, 375-380	Dhanu Kodl	34	34
Adirampatnam	33	33	Dutch Gulana	4, 5, 17	10, 593
Afghanistan	8, 9, 12, 13, 18, 20, 419	" New Guinea	8, 9, 12, 13, 14, 18, 465
Africa—			" West Indies	4, 5
Italian East	4, 5, 17, 547	8, 9, 12, 13, 19, 21, 547-549	Ecuador	4, 5, 17	10, 597
Portuguese East	4, 5, 17, 526-527	8, 9, 12, 13, 19, 21, 527-531	Egypt	4, 5, 17, 506-507	8, 9, 12, 13, 19, 21, 507-511
" West	17, 516	6, 7, 8, 9, 10, 11, 12, 13, 19, 517	Estonia	2, 3, 16, 252	6, 7, 10, 11, 18, 253
Akyab	36	33	Federated Malay States	2, 3, 16, 455	6, 7, 10, 11, 18, 20, 455-457
Albania	4, 5, 16, 358	6, 7, 10, 11, 18, 358	Fiji Islands	2, 3, 17, 607	6, 7, 10, 11, 19, 21, 607-608
Algeria	4, 5, 17, 514	8, 9, 12, 13, 19, 514	Finland	2, 3, 16, 251	6, 7, 10, 11, 18, 20, 251-252
Ammapatnam	34	34	Flume	4, 5, 16, 347	6, 7, 10, 11, 18, 348
Anglo-Egyptian Sudan	2, 3, 17, 551	6, 7, 10, 11, 19, 21, 551-553	Formosa	4, 5, 10, 473	8, 9, 12, 13, 18, 20, 473
Argentine Republic	4, 5, 17, 595	8, 9, 12, 13, 19, 21, 595	Fort Saint George	32, 170-174	32, 175-180
Armenia	360	8, 9, 12, 13, 18, 20, 359	France	2, 3, 16, 311-318	6, 7, 10, 11, 18, 20, 318-323
Australian Commonwealth	2, 3, 17, 598-601	6, 7, 10, 11, 19, 21, 601-604	French West Africa	4, 5	517
Austria	4, 5, 16, 348-351	6, 7, 10, 11, 18, 20, 352	French Possessions in West Africa	17, 516	517
Azerbaijan	4, 5, 16, 369	French Somaliland	4, 5	8, 9, 12, 13
Badagara	35	35	Georgia	2, 3, 16, 253	6, 7, 10, 11, 18, 253
Bahrain Islands	2, 3, 16, 405	6, 7, 10, 11, 18, 20, 405-409	Germany	2, 3, 16, 265-279	6, 7, 10, 11, 18, 20, 280-285
Balassore	30, 76	30, 76	Gibraltar	2, 3, 16, 326	6, 7, 10, 11, 18, 20, 326-327
Bassora	36	36	Gold Coast	515
Belgian Congo	516	516	Gopalpur	32	32
Belgium	2, 3, 16, 297-305	6, 7, 10, 11, 18, 20, 306-309	Greece	4, 5, 16, 360	6, 7, 10, 11, 18, 20, 360-361
Bengal	22, 23, 30	22, 23, 30	Guatemala	4, 5, 17, 589	8, 9, 12, 13, 19, 588
Bermudas	585	6, 7, 10, 11, 19, 585	Gulana (British)	2, 3, 17, 501	6, 7, 10, 11, 19, 21, 502
Bihar and Orissa	22, 30	22, 30	" (Dutch)	4, 5, 17	10, 593
Bimlipatam	32	32	Hawaii	4, 5, 17, 608	8, 9, 12, 13, 19, 21, 609
Bolivia	19, 597	Haiti and St. Domingo	4, 5, 17, 586	21, 586
Bombay	22, 23, 30, 77-102	22, 23, 30, 103-118	Henjam Island	4, 5, 16, 418	8, 9, 12, 13, 18, 20, 418
Borneo	2, 3, 16, 464	18, 20, 464	Honduras	2, 3, 17	8, 9, 12, 13, 19, 539
" British	2, 3, 16	6, 7, 10, 11, 18, 20	Hongkong	2, 3, 16, 473-477	6, 7, 10, 11, 18, 20, 478-481
" Dutch	4, 5, 16	8, 9, 12, 13	Honavar	31	31
Brazil	4, 5, 17, 593	8, 9, 12, 13, 19, 21, 593	Hungary	4, 5, 16, 353	6, 7, 10, 11, 18, 20, 353
British Gulana	2, 3, 17, 591	6, 7, 10, 11, 19, 21, 592	Indo-China	4, 5, 16, 469	8, 9, 12, 13, 18, 20, 470
" Honduras	2, 3	6, 7, 10, 11, 19, 589	Iraq	2, 3, 4, 5, 16, 381-383	6, 7, 8, 9, 10, 11, 12, 13, 18, 20, 384-392
" Possessions in West Africa	17, 516	19, 517	Islands in the Pacific	8, 9, 12, 13, 19, 609
" West India Islands	2, 3	6, 7, 10, 11	Italian East Africa	4, 5, 17, 547	8, 9, 12, 13, 19, 21, 547-549
Brosch	31	31	Italy	4, 5, 16, 333-343	6, 7, 10, 11, 18, 20, 344-347
Bulgaria	6, 7, 10, 11, 18, 358	Japan	4, 5, 16, 491-500	8, 9, 12, 13, 18, 20, 500-505
Bulsar	31	31	Java	4, 5, 16, 459-460	8, 9, 12, 13, 18, 20, 460-461
Burma	22, 23, 36	22, 23, 36	Karachi	31, 119-140	31, 141-148
Calcutta	30, 38-63	30, 63-76	Karikal	33	33
Calicut	35	35	Karwar	31	31
Calingapatam	32	32	Kenya Colony	2, 3, 17, 537-538	6, 7, 10, 11, 19, 21, 538-542
Canada	2, 3, 17, 566-562	6, 7, 10, 11, 19, 21, 562-563	Kilakarai	34	34
Canary Islands	4, 5, 17, 515	515	Korea	4, 5, 16, 489	8, 9, 12, 13, 18, 489
Cannanore	35	35	Koyalpatnam	34	34
Cape of Good Hope	2, 3, 17, 517	6, 7, 10, 11, 19, 21, 518-519	Kulasekharapatnam	35	35
Celebes and other Islands	4, 5, 16, 464	8, 9, 12, 13, 18, 20, 465	Kyaukpyu	36	36
Ceylon	2, 3, 16, 421-426	6, 7, 10, 11, 18, 20, 427-435	Latvia	2, 3, 16, 253	6, 7, 10, 11, 18, 253
Channel Islands	2, 3, 16, 310	6, 7, 10, 11, 18, 19, 21, 310	Luxemburg	2, 3, 16, 309	8, 9, 12, 13, 18, 20, 310
Chile	4, 5, 17, 595	8, 9, 12, 13, 19, 21, 596	Macao	4, 5, 14, 16, 472	8, 9, 12, 13, 18, 20, 472
China	4, 5, 16, 482-485	8, 9, 12, 13, 18, 20, 486-489	Madagascar	4, 5, 17, 531	8, 9, 12, 13, 19, 21, 531-532
Chittagong	30	30	Madras	22, 23, 32	22, 23, 32-25
Cocanada	32	32	Maldives	2, 3, 16, 420	6, 7, 10, 11, 18, 22, 420
Cochin	35	35	Malpe	35	35
Colombia	4, 5, 17, 590	19, 21, 590	Malta and Gozo	2, 3, 16, 328	6, 7, 10, 11, 18, 20, 329
Coondapoor	35	35	Maiwan	31	31
Costa-Rica	8, 9, 12, 13, 19, 590	Mangalore	35	35
Crete	4, 5, 16, 361	8, 9, 12, 13, 18, 20, 362	Maskat Territory and Trucial Oman	4, 5, 16, 393	8, 9, 12, 13, 18, 20, 394-398
Cuba	4, 5, 17, 585	21, 585	Masulipatam	32	32
Cuddalore	32	32	Mauritius and Dependencies	2, 3, 17, 554	6, 7, 10, 11, 19, 21, 554-557
Cyprus	2, 3, 16, 364	6, 7, 10, 11, 18, 20, 364	Mergul	35	35
Czecho-Slovakia	4, 5, 16, 353-356	8, 9, 12, 13, 18, 20, 356			

INDEX TO TABLES 1 TO 13—continued

COUNTRIES AND PORTS	Imports	Exports	COUNTRIES AND PORTS	Imports	Exports
	Page	Page		Page	Page
Mexico	4, 5, 17, 588	8, 9, 12, 13, 19, 588	San-Salvador	19	8, 9, 12, 13, 18, 583
Morocco	4, 5, 17, 514	8, 9, 12, 13, 19, 514-515	Serb-Croat-Slovene State	4, 5, 16, 359	8, 9, 12, 13, 18, 357
Moulinchin	37	37	Seychelles	2, 3, 17, 558	6, 7, 10, 11, 19, 21, 558-559
Natal	2, 3, 17, 520-521	6, 7, 10, 11, 19, 21, 521-524	Siam	4, 5, 16, 465	8, 9, 12, 13, 18, 20, 466-469
Negapatam	38	33	Sind	22, 23, 31	22, 23, 31
Netherlands	2, 3, 16, 286-292	6, 7, 10, 11, 18, 20, 293-296	Smyrna	4, 5, 16, 370	8, 9, 12, 13, 18, 20, 370
Newfoundland and Coast of Labrador	---	6, 7, 10, 11, 19, 564	Somaland Protectorate	2, 3, 16, 549	6, 7, 10, 11, 549-550
New Guinea	---	8, 9, 12, 13, 14, 18, 465	" British	2, 3, 17	6, 7, 10, 11, 19, 21
New Zealand	2, 3, 17, 605	6, 7, 10, 11, 19, 21, 606-607	" French	4, 5	8, 9, 12, 13
Nicaragua	---	8, 9, 12, 13, 19, 589	Spain	4, 5, 16, 324	6, 7, 10, 11, 18, 20, 324-325
Nigeria	---	516	Spanish Possessions in West Africa	516	517
Norway	2, 3, 16, 250-260	6, 7, 10, 11, 18, 20, 260-261	Straits Settlements	2, 3, 16, 436-447	6, 7, 10, 11, 18, 20, 448-454
Nyasaland Protectorate	2, 3, 17, 545	6, 7, 10, 11, 19, 21, 546	Sumatra	4, 5, 16, 457	8, 9, 12, 13, 18, 20, 453
Other Native States in Arabia	4, 5, 16, 398-399	8, 9, 12, 13, 18, 20, 399-404	Surat	31	31
Pacific—Islands in the	---	8, 9, 12, 13, 19, 609	Sweden	2, 3, 16, 254-257	6, 7, 10, 11, 18, 20, 258
Palestine	2, 3, 16, 371	6, 7, 10, 11, 18, 20, 371	Switzerland	4, 5, 16, 329-332	6, 7, 10, 11, 18, 20, 332-333
Pamban	34	34	Syria	4, 5, 16, 367	8, 9, 12, 13, 18, 20, 367-369
Panama	4, 5, 17, 591	19, 591	Tanganyika Territory	2, 3, 17, 548	6, 7, 10, 11, 19, 21, 548-549
Papua	---	6, 7, 10, 11, 19, 21, 605	Tavoy	37	37
Paraguay	---	19, 591	Tellicherry	35	35
Persia	4, 5, 16, 400-411	8, 9, 12, 13, 18, 20, 411-417	Territory of Papua	---	6, 7, 10, 11, 19, 21, 605
Peru	4, 5, 17, 596	19, 21, 596-597	Trumalavasal	33	33
Philippine Islands and Guam	4, 5, 16, 471	8, 9, 12, 13, 18, 20, 471-472	Tondi	34	34
Point Calimere	33	33	Topputtural	33	33
Poland	2, 3, 16, 264	6, 7, 10, 11, 18, 264	Transvaal	2, 3, 17, 525	6, 7, 10, 11, 19, 21, 525
Ponnani	35	35	Tripoli	4, 5, 17, 512	8, 9, 12, 13, 19, 21, 512
Porto Novo	33	33	Tunk	4, 5, 17, 513	8, 9, 12, 13, 19, 21, 513
Porto Rico	---	586	Turkey, Asiatic	4, 5, 16, 365	8, 9, 12, 13, 18, 20, 365-367
Portugal	4, 5, 16, 327	6, 7, 10, 11, 18, 20, 328	" European	4, 5, 16, 362	8, 9, 12, 13, 18, 20, 362-363
Portuguese East Africa	4, 5, 17, 526-527	8, 9, 12, 13, 19, 21, 527-531	Tuticorin	34	34
Portuguese Possessions in West Africa	17, 516	517	Uganda Protectorate	2, 3, 17, 546	6, 7, 10, 11, 19, 21, 546
Portuguese West Africa	4, 5	---	United Kingdom	2, 3, 16, 211-237	6, 7, 10, 11, 18, 20, 238-249
Protectorate of South West Africa	2, 3, 17, 517	6, 7, 10, 11, 19, 517	United States of America	4, 5, 17, 564-578	8, 9, 12, 13, 19, 21, 579-584
Puri	30	30	Uran	31	31
Rangoon	36, 181-202	36, 203-210	Uruguay	4, 5, 17, 594	19, 21, 594
Reunion	4, 5, 17, 532	8, 9, 12, 13, 19, 21, 532	Velanganni	33	33
Rhodesia	2, 3, 17, 526	6, 7, 10, 11, 19, 21, 526	Venezuela	4, 5, 17, 591	19, 591
Roumania	4, 5, 16, 359	6, 7, 10, 11, 18, 20, 359	Victoria Point	37	37
Russia	2, 3, 16, 250	6, 7, 10, 11, 18, 20, 250	Vizagapatam	32	32
Sanlkatta	31	31	West Africa	17, 516	6, 7, 8, 9, 10, 11, 12, 13, 19, 517
			West Indies	17, 587	8, 9, 12, 13, 19, 21, 587-598
			Zanzibar and Pemba	2, 3, 17, 532-533	6, 7, 10, 11, 19, 21, 533-537

MISCELLANEOUS.

	Page		Page
Aden—Trade and Navigation of:—		Shipping:—	
Abstract Tables	645-678	Abstract Tables—	
General Imports	679-797	Vessels entered into each province	938
" Exports	798-871	" cleared from " "	939
Inland Trade	872-889	" entered from each country	940-943
Shipping	890-899	" cleared to " "	944-947
Transshipment cargo	901-927	Nationality of vessels entered	948, 949
Bonded goods	643-644	" cleared	950, 951
Customs duty—		Vessels entered and cleared from and to each port—	
At each port	610-613	With cargoes	952-967
On principal articles imported	614-624	In ballast	968-981
On articles exported	625	General Tables—	
Drawbacks and Refunds	626-635	Vessels entered and cleared with cargoes	982-993
Dutiable goods passed free	636-642	" " " " in ballast	994-1001
French possessions in India—Trade of the	929-936	" built at each port	1002-1005
		" * registered at each port	1006-1009