

SIXTIETH ISSUE]

345

Imperial Council of Agricultural Research

DEPARTMENT OF COMMERCIAL INTELLIGENCE AND STATISTICS, INDIA



ANNUAL STATEMENT

OF THE

Sea-Borne Trade of British India

WITH THE

British Empire and Foreign Countries

For the fiscal year ending 31st March, 1926

VOLUME II.

Abstract and detailed tables of the trade and shipping with each country and at each port, and tables relating to the trade of Aden and of the French Possessions in India.

Published by order of the Governor-General in Council



CALCUTTA: GOVERNMENT OF INDIA
CENTRAL PUBLICATION BRANCH
1927

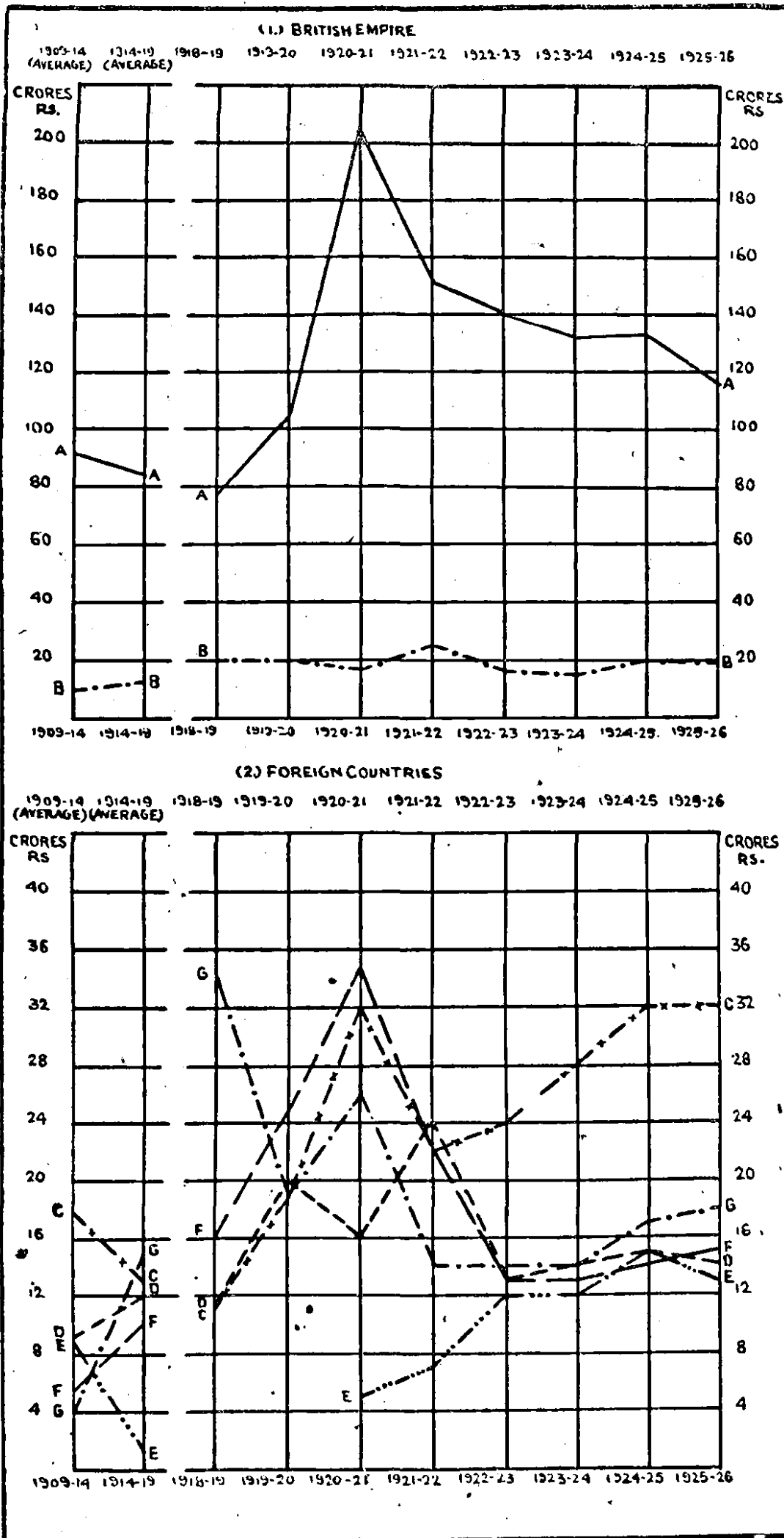
Price Rs. 15-8 or 24s. 9d.

[No. 2066.]

CHART 1(a).

Variations in the Trade of British India with Principal Countries during the last eight years, as compared with averages of the pre-war and war periods.

IMPORTS



REFERENCES OF IMPORTS.

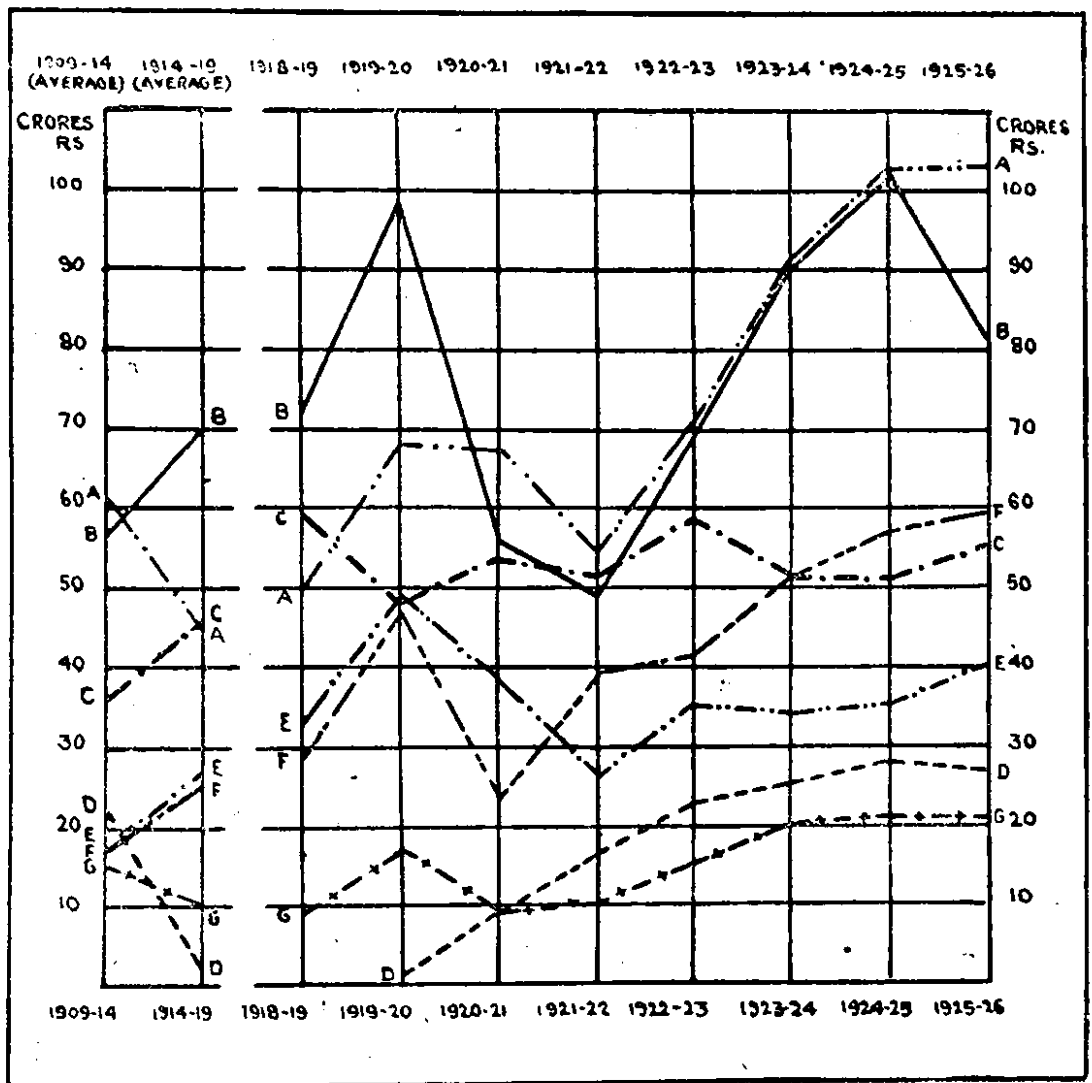
- A. United Kingdom.
- B. Other Parts of the British Empire.
- C. Other Foreign Countries.
- D. Java.
- E. Germany.
- F. United States of America.
- G. Japan.

N.B.—For the sake of clearness these two Charts have been drawn to different scales.

CHART 1(b).

Variations in the Trade of British India with Principal Countries during the last eight years, as compared with averages of the pre-war and war periods.

EXPORTS



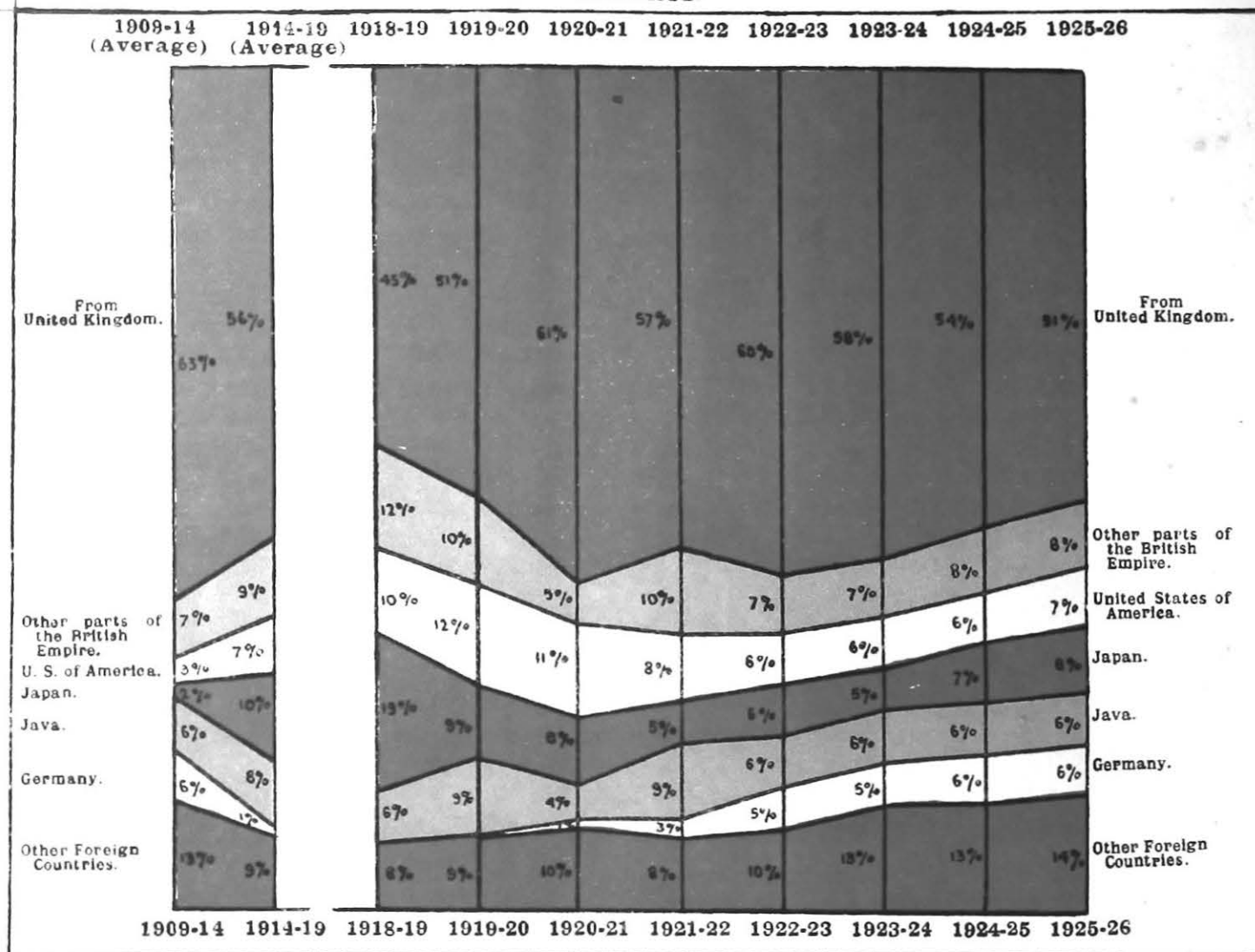
REFERENCES OF EXPORTS

- A. Other Foreign Countries.
- B. United Kingdom.
- C. Other Parts of the British Empire.
- D. Germany.
- E. United States of America.
- F. Japan.
- G. France.


CHART 2.

Variations in the shares of the principal Countries in the Import and Export trade of British India during last eight years, as compared with averages of the pre-war and war periods.

IMPORTS.



EXPORTS.



- “Turkey, European ” is practically represented by Constantinople only ;
- “Turkey, Asiatic,” does not include Syria, Palestine, and Mesopotamia ;
- “Gold Coast ” includes “British Togoland” ;
- “Nigeria ” includes “British Cameroons.”

12. **Charts.**—Diagrams have been added, illustrating the variations in the import and export trade of British India with principal countries during the last eight years, as compared with averages of the pre-war and war periods.

D. B. MEEK,
Director-General.

DEPARTMENT OF COMMERCIAL INTELLIGENCE
AND STATISTICS, INDIA ;
Calcutta, March 30, 1926.

Volume II.

CONTENTS.

TABLES RELATING TO THE SEA-BORNE TRADE OF BRITISH INDIA.

No. of Table.		Page.
	Charts illustrating (1) Variations in the Trade of British India with Principal Countries during the last eight years, as compared with averages of the pre-war and war periods.	} frontispiece
	(2) Variations in the shares of the Principal Countries in the Import and Export trade of British India during the last eight years, as compared with averages of the pre-war and war periods.	} "
	Introductory Note	i-iv
	Contents	v-xi
I.—ABSTRACT TABLES—		
1	Imports of Merchandise and Treasure (including Government transactions)—	
	From each Country. Value	2
	Exports of Private Merchandise and Treasure—	
	To each Country. Value—	
2	(a) Total	6
3	(b) Indian Merchandise }	10
	(c) Foreign Merchandise }	
4	Total Trade (Imports, Exports, and Re-exports) in Private Merchandise with each Continent	14
5	Import Trade in Private Merchandise with each Continent. Value	16
6	Export Trade in Private Merchandise (Indian) with each Continent	18
7	Re-export " " (Foreign) " "	20
	Share of each Province in the Imports and Exports of Merchandise and Treasure Value—	
8	Private Trade	22
9	Government Stores and Treasure	23
10	Trade of each Province with each Country. Value	24
11	Trade at each Port. Value	30
II.—DETAILED STATEMENT OF THE TRADE AT THE CHIEF PORTS—		
	Imports and Exports of Merchandise at Chief Port of each Province. Value—	
12	Calcutta	38
	Balasore	76
	Bombay	77
	Karachi	119
	Fort St. George	149
	Rangoon	181

CONTENTS—continued.

No. of Table.		Page.
III.—DETAILED STATEMENT OF THE TRADE WITH EACH COUNTRY—		
I.—Europe—		
13	United Kingdom	210
"	Russia	245
"	Finland	246
"	Esthonia	247
"	Latvia	248
"	Georgia	248
"	Sweden	249
"	Norway	251
"	Denmark	256
"	Poland (including Dantzig)	258
"	Germany	259
"	Netherlands	279
"	Belgium	289
"	Luxemburg	301
"	Channel Islands	302
"	France	303
"	Spain	316
"	Gibraltar	318
"	Portugal	319
"	Malta and Gozo	320
"	Switzerland	321
"	Italy	325
"	Fiume	338
"	Austria	339
"	Hungary	344
"	Czechoslovakia	344
"	Serb-Croat-Slovene State	347
"	Albania	348
"	Bulgaria	348
"	Roumania	349
"	Greece	350
"	Crete	351
"	Turkey	352
"	Cyprus	354
"	Other Countries	354

CONTENTS—*continued.*

No. of Table.		Page.
	III.—DETAILED STATEMENT OF THE TRADE WITH EACH COUNTRY—<i>continued.</i>	
	II.—Asia—	
13	Turkey	355
"	Syria	357
"	Armenia	359
"	Smyrna	360
"	Palestine	361
"	Aden and Dependencies	362
"	Mesopotamia	371
"	Maskat Territory and Trucial Oman	383
"	Other Native States in Arabia	388
"	Bahrein Islands	395
"	Persia	399
"	Henjam Island	408
"	Maldives	409
"	Ceylon	410
"	Straits Settlements (<i>including Labuan</i>)	425
"	Federated Malay States	444
"	Sumatra	445
"	Java	447
"	Borneo (British and Dutch)	452
"	Territory of Papua	453
"	Celebes and other Islands	453
"	Siam	454
"	Indo-China (<i>including Cochin-China, Cambodia, Annam, Tonkin and French leased Territories in China</i>)	458
"	Philippine Islands and Guam	460
"	Macão	461
"	Formosa	462
"	Hongkong	462
"	China (exclusive of Hongkong and Macão)	471
"	Korea	477
"	Japan	478
"	Other Countries	494

CONTENTS—*continued.*

No. of Table.		Page.
	III.—DETAILED STATEMENT OF THE TRADE WITH EACH COUNTRY— <i>continued</i>	
13	III.—Africa—	
	Egypt	494
	North Africa.	
	Tripoli	500
	Tunis	501
	Algeria	502
	Morocco	502
	Canary Islands	503
	West Africa.	
	Gold Coast (<i>including</i> British Togoland)	503
	Nigeria (<i>including</i> British Cameroons)	503
	Belgian Congo	503
	British, French, Spanish, and Portuguese Possessions in West Africa	504
	Union of South Africa.	
	Protectorate of South-West Africa	504
	Cape of Good Hope	504
	Natal	507
	Transvaal	512
	Rhodesia	513
	East Africa.	
	Portuguese East Africa	513
	Madagascar	518
	Reunion	519
	Zanzibar and Pemba	519
	Kenya Colony	524
	Tanganyika Territory	530
	Uganda Protectorate	533
	Nyasaland Protectorate	533
	French East Africa	533
	Italian East Africa (Somaliland and Eritrea)	534
	Somaliland (British and French)	536
	Abyssinia	538
	Anglo-Egyptian Sudan	538
	Mauritius and Dependencies	541
	Seychelles	545
	Other Countries	546
	IV.—America—	
	Canada	547
	Newfoundland and Coast of Labrador	551
	United States	551
	Bermudas	572
	Cuba	572
	Hayti and St. Domingo	572
	Porto Rico	573
	Virgin Islands of the United States	573
	West Indies (British and Foreign)	574
	Mexico	575

CONTENTS—*continued.*

No. of Table.		Page.
	III.—DETAILED STATEMENT OF THE TRADE WITH EACH COUNTRY—<i>concluded.</i>	
	IV—America—<i>continued.</i>	
13	Central America. { Guatemala	575
"	" { Honduras	576
"	" { San Salvador	576
"	" { Nicaragua	576
"	" { Costa Rica	577
"	" { Colombia	577
"	" { Panama	578
"	" { Venezuela	578
"	" { British Guiana	578
"	" { Dutch Guiana	579
"	" { French Guiana	580
"	South America. { Brazil	580
"	" { Paraguay	581
"	" { Uruguay	581
"	" { Argentine Republic	582
"	" { Chile	582
"	" { Peru	583
"	" { Ecuador	584
"	" { Bolivia	584
	V.—Australasia and Oceania—	
"	Australian Commonwealth	585
"	New Zealand (<i>including</i> Nauru and Br. Samoa)	591
"	Fiji Islands	593
"	Hawaii	594
"	Other Islands in the Pacific	595
	IV.—Customs Duty. Gross amount collected—	
14	At each Port in each Province	596
15	On Principal and other Articles imported	600
16	On Articles exported	609
	V.—Drawbacks and Refunds. Amount—	
17	On principal and other Articles imported and exported	610
18	VI.—Dutiable Articles of Imported Merchandise allowed Free of Duty. Quantity and Value	620
	VII.—Bonded Goods—	
19	Principal Articles warehoused under Bond. Quantity	627

CONTENTS—continued.

No. of Table.		Page.
	VIII.—TRADE AND NAVIGATION OF ADEN (1921-22 to 1925-26).	
	SEA-BORNE TRADE.	
	I.—ABSTRACT TABLES FOR OFFICIAL YEARS 1921-22 to 1925-26—	
1A	Summary of Imports—From British Empire	631
1B	" " " Foreign Countries	632
1C	" " " British Empire and Foreign Countries	633
2A	Summary of Exports—To British Empire	635
2B	" " " Foreign Countries	636
2C	" " " British Empire and Foreign Countries	637
1	Imports and Exports—Merchandise and Treasure—Sea-borne Trade with Foreign Countries and with India. Total value	639
2	Imports and Exports—Government Stores and Treasure—From and to Foreign Countries and India. Total value	639
3	Imports—Merchandise and Treasure—From each Foreign Country and Ports in India. Total value	640
4	Exports—Merchandise and Treasure—To each Foreign Country and Ports in India. Total value	642
5	Imports—Articles of Merchandise. Quantity and value	644
6	Exports—Articles of Merchandise. Quantity and value	658
	II.—DETAILED STATEMENT OF IMPORTS—	
7	Principal and other Articles of Merchandise and Treasure (1921-22 to 1925-26)	665
	III.—DETAILED STATEMENT OF EXPORTS—	
8	Principal and other Articles of Merchandise and Treasure (1921-22 to 1925-26)	776
	INLAND TRADE.	
9	Imports—Articles of Merchandise and Treasure—From the interior of Arabia by Land—Quantity and value—1925-26	847
9A	Imports—Articles of Merchandise and Treasure—From the interior of Arabia by Rail—Quantity and value—1925-26	849
10	Exports—Articles of Merchandise and Treasure—To the interior of Arabia per Inland Communication—Quantity and value—1925-26 compared with 1924-25	851
10A	Exports—Articles of Merchandise and Treasure—To the interior of Arabia per Rail Communication—Quantity and value—1925-26 compared with 1924-25	858
	NAVIGATION.	
11	Shipping with each country—Entered—Total Number and Tonnage of vessels— British, British Indian, and Foreign—1921-22 to 1925-26	865
12	" " " Cleared—Total Number and Tonnage of vessels— British, British Indian, and Foreign—1921-22 to 1925-26	866
13	Nationality of Vessels (Steam and Sailing)—Entered and cleared—Total Number and Tonnage of Vessels of each Nation—1921-22 to 1925-26	868
14	Nationality of Country Crafts—Entered and cleared—Total Number and Tonnage of Country Crafts of each Nation—1921-22 to 1925-26	870
15	Import Transhipment Cargo—1925-26	870
16	Export " " —1925-26	880

CONTENTS—concluded.

No. of Table.		Page.
IX.—TRADE OF THE FRENCH POSSESSIONS IN INDIA (1921-22 to 1925-26)—		
1	IMPORTS AND EXPORTS . SEA-BORNE FOREIGN AND COASTING TRADE—Total Value thereof	905
2	IMPORTS AND EXPORTS . SEA-BORNE FOREIGN AND COASTING TRADE AT EACH PORT—Value thereof	905
3	IMPORTS MERCHANDISE — From each Foreign Country and Ports in India—Value thereof	906
4	EXPORTS MERCHANDISE —To each Foreign Country and Ports in India—Value thereof	906
5	IMPORTS FROM FOREIGN COUNTRIES —Principal Articles of Merchandise—Quantity and Value	907
6	EXPORTS TO FOREIGN COUNTRIES—Principal Articles of Foreign and Indian Merchandise—Quantity and Value	908
7	IMPORTS FROM INDIAN PORTS—Principal Articles of Merchandise—Quantity and Value	909
8	EXPORTS TO INDIAN PORTS—Principal Articles of Foreign and Indian Merchandise—Quantity and Value	910
SHIPPING.		
L.—ABSTRACT TABLES—		
Vessels Entered and Cleared with Cargoes and in Ballast. Number and Tonnage—		
1	Into and from each Province	912
Trade with each Country—		
2	Vessels Entered with Cargoes and in Ballast. Number and Tonnage	914
3	" Cleared " " " " " " " " " "	918
Nationality of Vessels—		
4	Vessels Entered with Cargoes and in Ballast. Number and Tonnage	922
5	" Cleared " " " " " " " " " "	924
Shipping at each Port—		
Vessels Entered and Cleared. Number and Tonnage—		
6	(a) With Cargoes	926
7	(b) In Ballast	942
II.—DETAILED STATEMENT OF THE TRADE WITH EACH COUNTRY AND NATIONALITY OF VESSELS (1925-26)—		
Vessels Entered and Cleared. Number and Tonnage—		
8	(a) With Cargoes	956
9	(b) In Ballast	968
III.—VESSELS BUILT (1921-22 to 1925-26). Number and Tonnage—		
10	At each Port	976
IV.—VESSELS REGISTERED (1921-22 to 1925-26). Number and Tonnage—		
11	At each Port	980
	Index	985

INDEX TO TABLES 1 TO 13—continued.

COUNTRIES AND PORTS	Imports	Exports.	COUNTRIES AND PORTS	Imports	Exports
	Page	Page		Page	Page
Masulipatam	32	32	Serb-Croat-Slovene State	4, 5, 16, 347	8, 9, 12, 13, 18, 347
Mauritius and Dependencies	2, 3, 17, 541	6, 7, 10, 11, 19, 21, 541-544	Seychelles	2, 3, 17, 645	6, 7, 10, 11, 19, 21, 545-546
Mergul	38	36	Siara	4, 5, 16, 454	8, 9, 12, 13, 18, 20, 455-458
Mesopotamia	2, 3, 16, 371-373	6, 7, 10, 11, 18, 20, 374-382	Sind	22, 23, 31	22, 23, 31
Mexico	4, 4, 17, 575	8, 9, 12, 13, 19, 575	Smyrna	4, 5, 16, 300	8, 9, 12, 13, 18, 20, 300
Morocco	504	8, 9, 12, 13, 19, 502	Somaland Protectorate	2, 3, 16, 536	6, 7, 10, 11, 537
Moulmein	37	37	" British	2, 3, 17	6, 7, 10, 11, 19, 21
Muttupet	33	33	" French	4, 5	8, 9, 12, 14
Natal	2, 3, 17, 507-508	6, 7, 10, 11, 19, 21, 508-511	Spain	4, 5, 16, 316	6, 7, 10, 11, 18, 20, 316-317
Negapatam	33	33	Spanish Possessions in West Africa	504	504
Netherlands	2, 3, 16, 279-285	6, 7, 10, 11, 18, 20, 286-288	Straits Settlements	2, 3, 16, 425-436	6, 7, 10, 11, 18, 20, 437-443
Newfoundland and Coast of Labrador	451	6, 7, 10, 11, 19, 551	Sumatra	4, 5, 16, 445	8, 9, 12, 13, 18, 20, 446
New Zealand	2, 3, 17, 591	6, 7, 10, 11, 19, 21, 592-593	Surat	31	31
Nicaragua	56	8, 9, 12, 13, 19, 577	Sweden	2, 3, 16, 249-252	6, 7, 10, 11, 18, 20, 253
Nigeria	503	505	Switzerland	4, 5, 16, 321-324	6, 7, 10, 11, 18, 20, 324-325
Norway	2, 3, 16, 254-255	6, 7, 10, 11, 18, 20, 255-256	Syria	4, 5, 16, 357	8, 9, 12, 13, 18, 20, 357-359
Nyasaland Protectorate	2, 3, 17, 533	6, 7, 10, 11, 19, 21, 533	Tanganyika Territory	2, 3, 17, 530	6, 7, 10, 11, 19, 21, 530-532
Other Native States in Arabia	4, 5, 16, 338-339	8, 9, 12, 13, 18, 20, 339-394	Tavoy	37	37
Pacific—Islands in the	595	8, 9, 12, 13, 19, 595	Tellicherry	35	35
Palestine	2, 3, 16, 361	6, 7, 10, 11, 18, 20, 361	Territory of Papua	453	6, 7, 10, 11, 18, 20, 453
Pamban	34	34	Tirumalavasa	33	33
Panama	4, 5, 17, 578	19, 578	Tondi	34	34
Papua	453	10, 11, 18, 20, 453	Topputtural	33	33
Paraguay	581	19, 581	Transvaal	2, 3, 17, 512	6, 7, 10, 11, 19, 21, 512
Persia	4, 5, 16, 399-401	8, 9, 12, 13, 18, 20, 401-407	Tripoli	500	8, 9, 12, 13, 19, 21, 500
Peru	583	19, 21, 583-584	Tunis	4, 5, 17, 501	8, 9, 12, 13, 19, 21, 501
Philippine Islands and Guam	4, 5, 14, 460	8, 9, 12, 13, 18, 20, 460-461	Turkey, Asiatic	4, 5, 16, 355	8, 9, 12, 13, 18, 20, 355-357
Point Calimere	33	33	" European	4, 5, 16, 352	8, 9, 12, 13, 18, 20, 352-353
Poland	2, 3, 16, 256	6, 7, 10, 11, 18, 256	Tuticorin	34	34
Ponnani	35	35	Uganda Protectorate	2, 3, 17, 533	6, 7, 10, 11, 19, 21, 533
Porto Novo	33	33	United Kingdom	2, 3, 16, 210-232	6, 7, 10, 11, 18, 20, 233-244
Porto Rico	573	573	United States of America	4, 5, 17, 561-565	8, 9, 12, 13, 19, 21, 566-571
Portugal	4, 5, 16, 319	6, 7, 10, 11, 18, 20, 320	Urfa	31	31
Portuguese East Africa	4, 5, 17, 513-514	8, 9, 12, 13, 19, 21, 514-518	Uruguay	4, 5, 17, 581	19, 581
Portuguese Possessions in West Africa	17, 504	504	Velanganni	33	33
Portuguese West Africa	4, 5	Venezuela	4, 5, 17, 578	19, 578
Protectorate of South West Africa	2, 3, 17, 504	6, 7, 10, 11, 19, 504	Victoria Point	37	37
Puri	30	30	Virgin Islands of the United States	573	573
Rangoon	36, 181-202	36, 203-209	Vizagapatam	32	32
Ratnagiri	31	31	West Africa	17, 504	6, 7, 8, 9, 10, 11, 12, 13, 19, 504
Reunion	4, 5, 519	8, 9, 12, 13, 19, 21	West Indies	17, 574	8, 9, 12, 13, 19, 21, 574-575
Rhodesia	2, 3, 17, 513	6, 7, 10, 11, 19, 21, 513	Zanzibar and Pemba	2, 3, 17, 519-520	6, 7, 10, 11, 19, 21, 520-524
Roumania	4, 5, 16, 349	6, 7, 10, 11, 18, 20, 339			
Russia	2, 3, 16, 245	6, 7, 10, 11, 18, 21, 245			
Sanikatta	31	31			
San-Salvador	19, 576	8, 9, 12, 13, 18, 576			

MISCELLANEOUS.

	Page		Page
Aden—Trade and Navigation of:—		Shipping:—	
Abstract Tables	631-664	Abstract Tables—	
General Imports	665-775	Vessels entered into each province	912
" Exports	776-846	" cleared from " "	913
Inland Trade	847-864	" entered from each country	914-917
Shipping	865-873	" cleared to " "	918-921
Transshipment cargo	875-901	Nationality of vessels entered	922, 923
Bonded goods	927-928	" " cleared	924, 925
Customs duty—		Vessels entered and cleared from and to each port—	
At each port	596-599	With cargoes	926-941
On principal articles imported	600-608	In ballast	942-955
On articles exported	609	General Tables—	
Drawbacks and Refunds	610-619	Vessels entered and cleared with cargoes	956-967
Dutiable goods passed free	620-626	" " " " in ballast	968-975
French possessions in India—Trade of the	905-910	" built at each port	976-979
		" registered at each port	980-983