

DEPARTMENT OF COMMERCIAL INTELLIGENCE AND STATISTICS, INDIA

ANNUAL STATEMENT
OF THE
Sea-Borne Trade of British India
WITH THE
British Empire and Foreign Countries

For the fiscal year ending 31st March, 1935

VOLUME I.

Imports, Exports, and Re-exports of private merchandise and Government Stores,
and Imports and Exports of Treasure.

Published by order of the Governor-General in Council



GOVERNMENT MANAGER OF PUBLICATIONS
1935

[No. 2263.]

Price Rs. 16-8 or 26s. 6d.

List of Publications of the Department of Commercial Intelligence and Statistics, India.

Publications noted below are obtainable from—In India :—The Manager of Publications, Civil Lines, Delhi : Sale Depôt at S. Hastings Street, Calcutta. In Europe and America :—The Secretary to the High Commissioner for India, "India House," Aldwych, London, W. C. 2. Also from all Agents for the sale of Government publications. Remittances should be made either through a bank or by postal or money order and should include forwarding (i.e., Packing and Postage) charges as indicated in brackets after each price.

[All communications regarding supply on payment and subscriptions and all payments for subscriptions and advertisements should be made direct to any of the aforesaid officers as the case may be.]

WEEKLY.

1. *Indian Trade Journal* (Estd. 1906).—Issued on Thursdays. Annual, half-yearly and quarterly rates of subscription with Supplements and quarterly index :—Indian (including postage): R15 (without postage R13), R7-8, R3-12 and Foreign (including postage): R19-8, R9-12, R4-14, respectively. Single copies (excluding postage) :—Current issue As. 4 (1a.); Back numbers, when available, for any number over three months old R1 each (1a.); Foreign (including postage) :—6 As. 6 p. and R1-2-6 for current and back issues respectively. [Orders may be placed, with prepayment, for particular issues of the Journal, e.g., issues containing Crop Forecasts or those having special supplements.]

MONTHLY.

2. Accounts relating to the Sea-borne Trade and Navigation of British India for November 1935. R1-4 or 2s. 3d. (4a.) Yearly subscription R15 without postage and R18 *post free*.
3. Monthly Statistics of Cotton Spinning and Weaving in Indian Mills, July, 1935. As. 2 or 3d. (1a.) Yearly subscription R1-8 without postage and R2-4 *post free*.
4. Monthly Statistics of the Production of certain Selected Industries of India, August, 1935. As. 2 or 3d. (1a.)
5. Indian Customs Revenue for December, 1935. One anna or 1½d. (1a.) Yearly subscription R1-2 *post free*.
6. Joint Stock Companies registered in British India and in the Indian States of Hyderabad, Mysore, Baroda and Travancore, September, 1935. As. 10 or 1s. (1a.)
7. Trade at stations adjacent to Land Frontier Routes for October, 1935. As. 12 or 1s. 3d. (1a.)
8. Raw Cotton Trade Statistics (Rail and River) for September, 1935. R1-10 or 2s. 9d. (2a.)
9. Exports of Indian Artware and Sports Goods for January, 1935. R1 or 1s. 9d. (1a.)
10. Trade Statistics relating to the maritime states in Kathiawar and the states of Travancore, September, 1935. R3-2 or 5s. 6d. (3a.)
11. Accounts relating to the Coasting Trade and Navigation of British India for October, 1935. R3-12 or 6s. 6d. (4a.)
12. Accounts relating to the Inland (Rail and River-borne) Trade of India for September, 1935. R2 or 3s. 6d. (2a.)

QUARTERLY.

13. Wholesale prices of certain staple articles of trade at selected stations in India during the months of July, to September 1935. (No. 3 of 1935.) As. 5 or 6d. (1a.)

ANNUAL.

14. Review of the Trade of India in 1934-35 (61st issue). R3-4 or 5s. 6d. (7a.)
15. Review of certain main items of foreign trade during the calendar year 1933. As. 14 or 1s. 6d. (6p.)
16. Accounts relating to the Sea-borne Trade and Navigation of British India for the calendar year 1934. R1-12 or 3s. (2a.)
17. Annual Statement of the Sea-borne Trade of British India with the British Empire and Foreign Countries :—
Vol. I.—Abstract and detailed Tables of Imports and Exports for 1933-34 (68th issue). R19-12 or 31s. (R1-10.)
Vol. II.—Abstract and detailed Tables of Trade and Shipping with each country and at each Port, and Tables relating to the trade of the French Possessions in India for the fiscal year ending 31st March, 1934 (68th issue). R13 or 21s. (R1-8.)
18. Statistical Abstract for British India (with Statistics, where available, relating to certain Indian States) from 1922-23 to 1931-32 (11th issue). R4-12 (10a.)
19. Agricultural Statistics of India :—
Vol. I.—British India—for 1932-33 (49th issue). R6-2 or 10s. (4a.)
Vol. II.—Indian States—for 1932-33 (49th issue). R4-6 or 7s. 3d. (4a.)
20. Agricultural Statistics of British India (Provisional), 1933-34 (20th issue). As. 4 or 5d. (1a.)
21. Estimates of Area and Yield of Principal Crops in India, 1933-34. (36th issue). R1-2 or 2s. (3a.)
22. Indian Tea Statistics, 1933. (39th issue.) As. 8 or 10d. (2a.)
23. Indian Coal Statistics, 1933. (27th issue.) R1-6 or 2s. 3d. (2a.)
24. Indian Rubber Statistics, 1933. (15th issue.) As. 4 or 5d. (6p.)
25. Indian Coffee Statistics, 1933-34. (15th issue.) As. 6 or 8d. (1a.)
26. List of cotton pressing mills with names of owners and particulars of marks allocated to them in the different provinces of British India and certain Indian States for the season 1934-35. (10th issue.) As. 12 or 1s. 3d. (1a.)

27. Joint Stock Companies in British India and in the Indian States of Hyderabad, Mysore, Baroda, Gwalior, Indore and Travancore, 1931-32 (18th issue). R6-2 or 10s. (6a.)
28. Statistical Tables relating to Banks in India, 1933 (20th issue). R2-4 or 4s. (3a.)
29. Statistical Statements relating to the Co-operative Movement in India during the year 1933-34 (16th issue). R1-9 or 2s. 6d. (3a.)

BIENNIAL.

30. Large Industrial Establishments in India, 1933 (12th issue). R4-14 or 8s. (5a.)

QUINQUENNIAL.

31. Quinquennial Report on the average yield per acre of principal crops in India for the period ending 1931-32. R1-14 or 3s. 3d. (2a.)
32. Live-stock Statistics, India, 1929-30. As. 4 or 5d. (1a.)
33. Index Numbers of Indian Prices, 1861—1931 (3rd issue). R1-2 or 2s. (5a.) Addenda for 1932, 1933 and 1934 are available. Price Anna 1 each or 1½d. (1a.)
34. Accounts of the Trade of the Portuguese Possessions in India for the five calendar years 1921-25. (Supplement to Vol. II of the Annual Statement of the Sea-borne Trade of British India.) As. 12 or 1s. 3d. (2a.)
35. Quinquennial Catalogue of the Commercial Library corrected up to 30th April, 1932. R8 or 13s. 6d. First Supplement to the catalogue brought up to December, 1933. R1-6 or 2s. 3d.

MISCELLANEOUS.

36. Crop Forecasts. (1935-36). (The due months are in brackets.) Price per copy either As. 2 or 3d. or As. 3 or 4d. Also published in the *Indian Trade Journal*, *vide* item No. 1).
Rice.—1st (October), 2nd (December), Final (February).
Wheat.—1st (January), 2nd (March), 3rd (April), 4th (May) Final (August).
Cotton—1st (August), 2nd (October), 3rd (December), Final (February), Supplementary (April).
Linseed, Rape and Mustard (*Winter oilseeds*)—1st (January), 2nd (March), Final (June).
Sesamum (*til or jinjili*)—1st (September), 2nd (October), Final (January), Supplementary (April).
Groundnut—1st (August), 2nd (October), Final (February).
Castorseed—February.
Sugarcane—1st (August), 2nd (October), Final (February).
 37. Cotton Map of India, No. 1.—Showing the different varieties of cotton grown in the different districts and States in India. R1 or 1s. 9d. (1a.)
- [All communications relating to the supply of Maps on payment should be addressed to the Officer-in-Charge, Map Record and Issue Office, 13, Wood Street, Calcutta.]
38. Crop Atlas of India. (1925 Edition.) R3-4 or 5s. 9d. (6z.)
 39. Alphabetical Index of the Commodities that enter into the Foreign Sea-Borne Trade of British India. R7-8 or 12s. (8z.)
 40. Directory of exporters of Indian produce and manufactures (8th edition). As. 8 or 10d. (3a.)

*SPECIAL SUPPLEMENTS TO THE "Indian Trade Journal".

41. Review of the Sugar Industry of India, 1933-34. Annex 5 or 6d. (1a.) (Supplement to the issue of 15th August, 1935.)
42. Note on Tobacco. As. 2 or 3d. (1a.) (Supplement to the issue of 24th September 1931.)
43. Glossary of Raw Cotton Trade Terms. Anna 1 or 1½d. (1a.) (Supplement to the issue of 21st June 1928.)
44. Glossary of Terms relating to Hand-made Cotton Fabrics. As. 2 or 3d. (1a.) (Supplement to the issue of 3rd July, 1930.)
45. Glossary of Terms relating to Hides, Skins and Leather. As. 8 or 10d. (1a.) (Supplement to the issue of 12th January, 1933.)
46. Glossary of terms relating to Cotton Manufactures (Mill-made). As. 4 or 5d. (Supplement to the issue of 11th July, 1935.)
47. Indian Customs Tariff (12th issue). Reprint of the first and second Schedules appended to the Indian Tariff Act, XXXII of 1934 (as in operation on 1st January, 1936), showing the rates of Customs duty levied on goods imported into, and exported from, British India, together with the tariff values fixed for certain articles under Government of India, Commerce Department, Notification No. 73-T. (15), 35, dated the 16th December, 1935, for the purpose of assessment of Customs duties during the twelve months January to December, 1936. As. 3 or 4d. (2a.) (Supplement to the issue of 19th December, 1935.)

Publications issued by the Statistical Research Branch of the Department of Commercial Intelligence and Statistics, India.

48. Monthly Survey of Business Conditions in India, October, 1935. R1-8 or 2s. 6d.

[All communications relating to the free supply of Statistical Research Branch publications should be addressed direct to the Director-General of Commercial Intelligence and Statistics, Statistical Research Branch, Simla or New Delhi (during cold weather).]

* Supplied free along with the copies of the "Indian Trade Journal."

SIXTY-NINTH ISSUE]

DEPARTMENT OF COMMERCIAL INTELLIGENCE AND STATISTICS, INDIA

ANNUAL STATEMENT
OF THE
Sea-Borne Trade of British India
WITH THE
British Empire and Foreign Countries

For the fiscal year ending 31st March, 1935

VOLUME I.

Imports, Exports, and Re-exports of private merchandise and Government Stores,
and Imports and Exports of Treasure.

Published by order of the Governor-General in Council



DELHI: MANAGER OF PUBLICATIONS

1936

[No. 2863.]

Volume I.

CONTENTS.

TABLES RELATING TO THE SEA-BORNE TRADE OF BRITISH INDIA.

No. of Table.	Charts illustrating—	Page.
	1. The Foreign Sea-Borne Trade of British India:	
	(a) During the last ten years as compared with averages of the pre-war, war and post-war periods	i
	(b) During the last 70 years (1864-69 to 1929-34)	ii
	2. (a) Variations in the values of Principal articles in the Import Trade of British India during the last ten years as compared with averages of the pre-war, war and post-war periods	iii
	2. (b) Variations in the values of Principal articles in the Export Trade of British India during the last ten years as compared with averages of the pre-war, war and post-war periods	iv
	Introductory Note	v-viii
1	Total Trade: Value	1
2	Private Merchandise: From and to British Empire and Foreign Countries: Total Imports, Exports, and Re-Exports	2
3	Private Treasure: From and to British Empire and Foreign Countries: Total Imports and Exports	2
4	Private Merchandise: Summary of Imports—From British Empire and Foreign Countries	3
	—From British Empire	5
	—From Foreign Countries	7
5	Exports—To British Empire and Foreign Countries	9
	—To British Empire	11
	—To Foreign Countries	13
6	Re-Exports—To British Empire and Foreign Countries	15
	—To British Empire	17
	—To Foreign Countries	19
7	Private Merchandise: Principal Countries: Imports	21
8	" Exports	24
9	" Re-Exports	27
10	Articles and Countries: Imports: Quantity and Value	29
11	" Exports: Quantity and Value	497
12	" Re-Exports: Quantity and Value	726
13	Government Stores: " Imports: Quantity and Value	820
14	" Exports: Quantity and Value	851
15	" Re-Exports: Quantity and Value	859
15A	Opium and other dangerous drugs: " Imports: Quantity and Value	867
15B	" Re-exports: Quantity and Value	871
15C	" Exports: Quantity and Value	873
16	Treasure: Gold coin and bullion: Imports and Exports	875
17	Description of Imports and Exports	876
18	Silver coin and bullion: Imports and Exports	877
19	Description of Imports and Exports	879
20	Gold and Silver coin and bullion: Imports and Exports	879
20A	Currency notes: Imports and Exports	881
21	Gold, Silver and Currency notes: Share of Provinces	882
	Appendix A.—Alterations in the Annual Statement of Trade	880
	Appendix B.—List of countries the trade with which is separately recorded in the Annual Statement	891
	Index	893

CHART 1.
Foreign Sea-borne Trade of British India.
 (a) During the last ten years as compared with averages of the pre-war, war and post-war periods.
 (Private and Government).

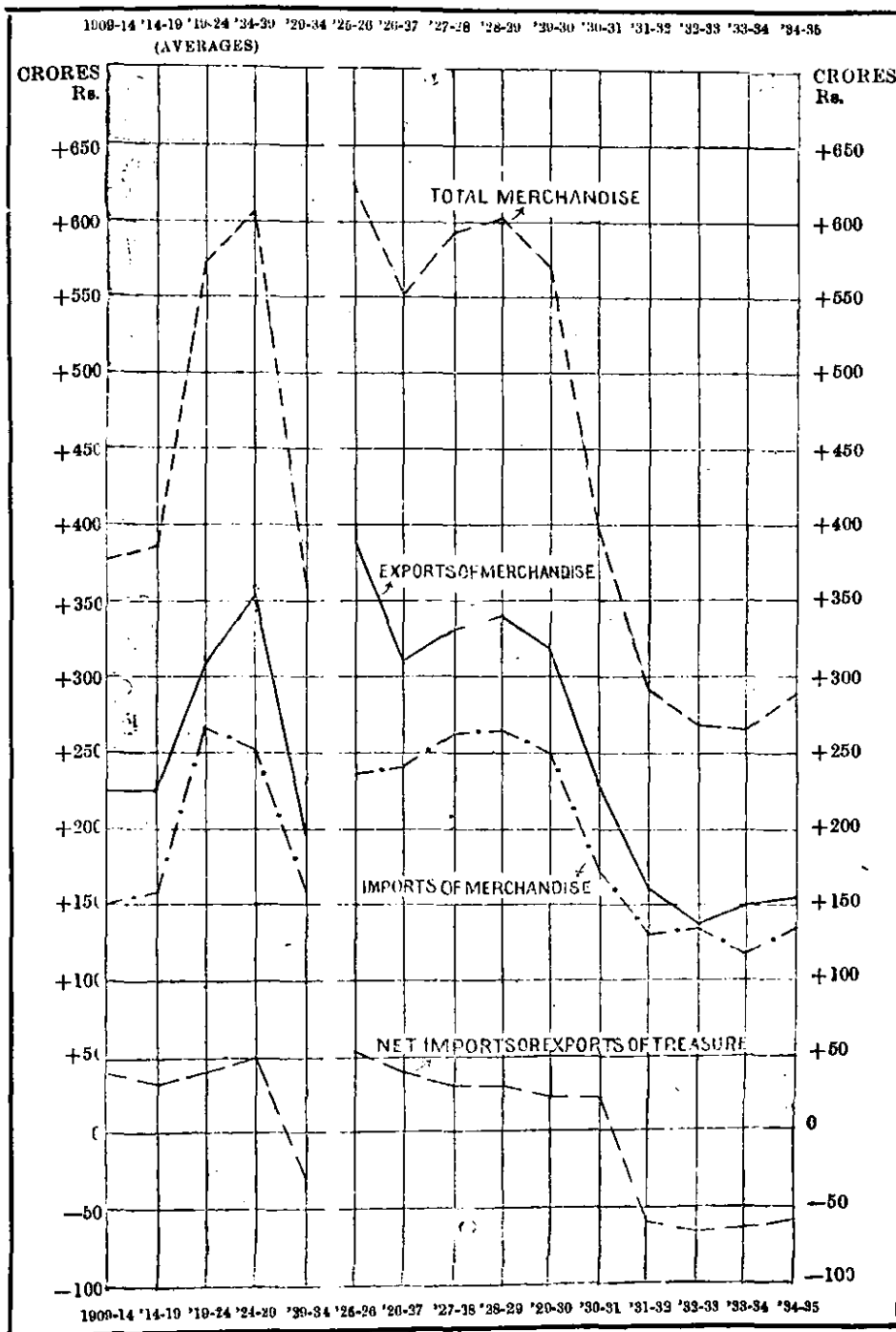


CHART 1.
Foreign Sea-borne Trade of British India.
(b) During the seventy years (1864-69 to 1929-34). Quinquennial Averages.
(Private and Government.)

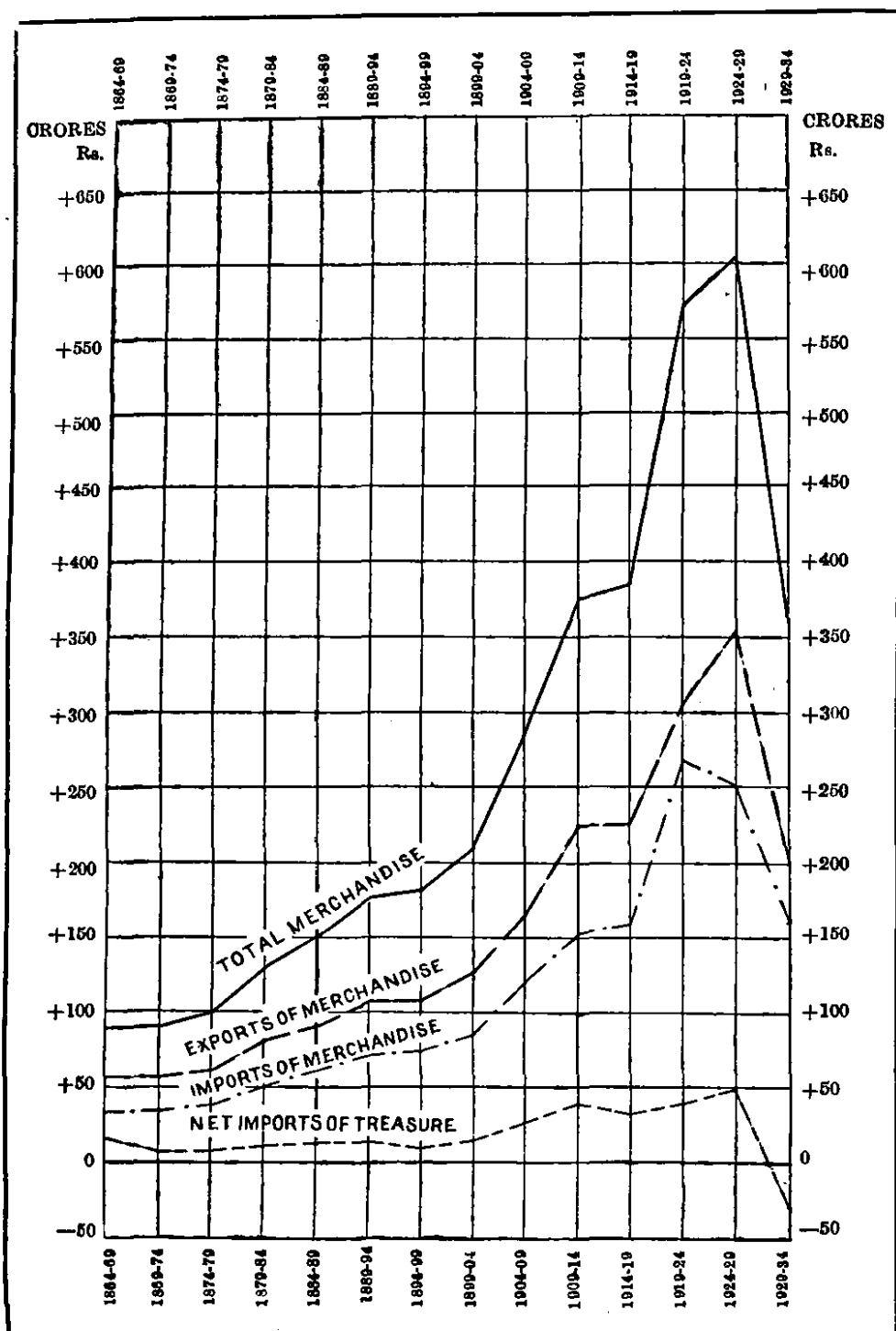


CHART 2.

(a) Variations in the values of principal articles in the import trade of British India during the last ten years as compared with averages of the pre-war, war and post-war periods.

IMPORTS.

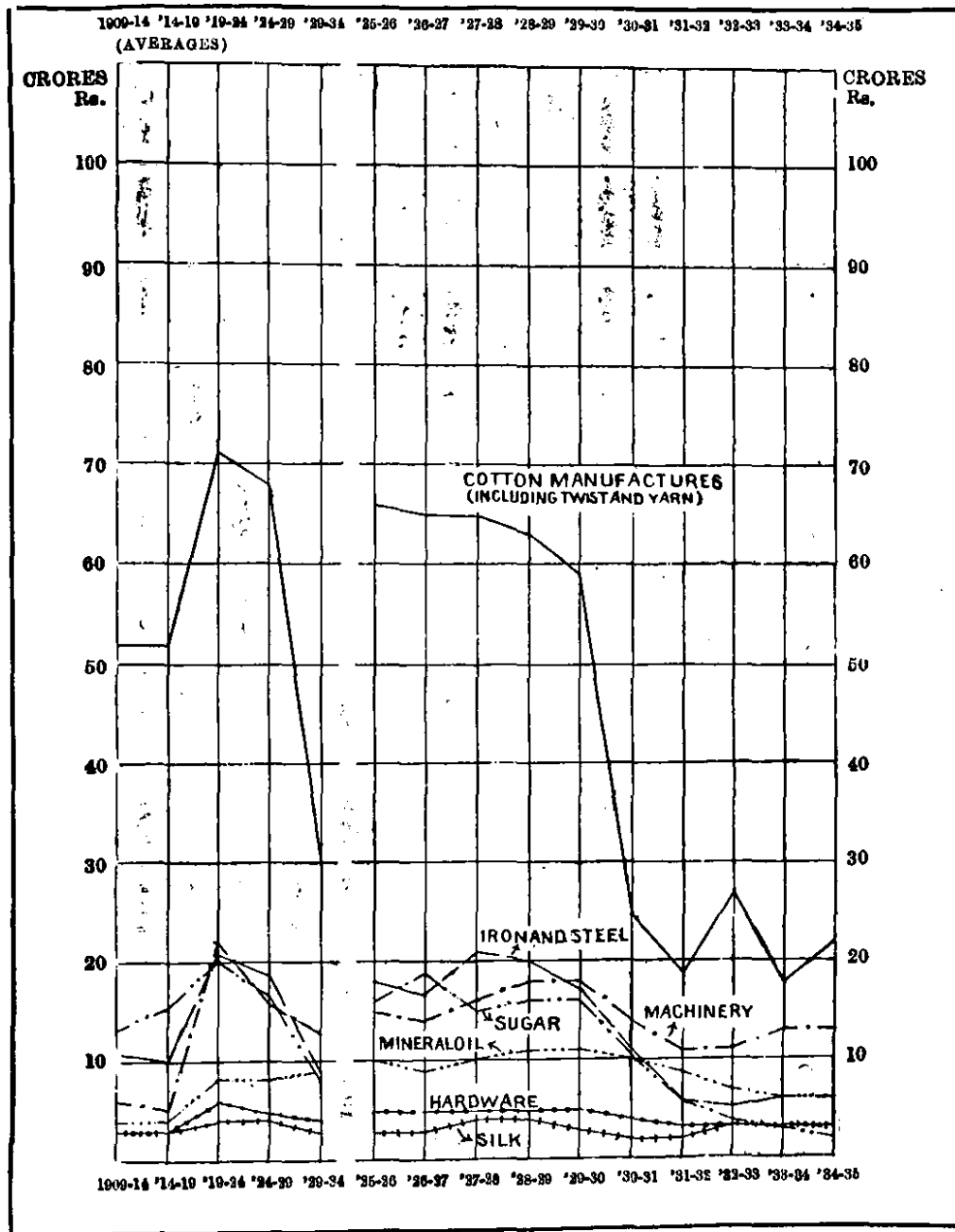
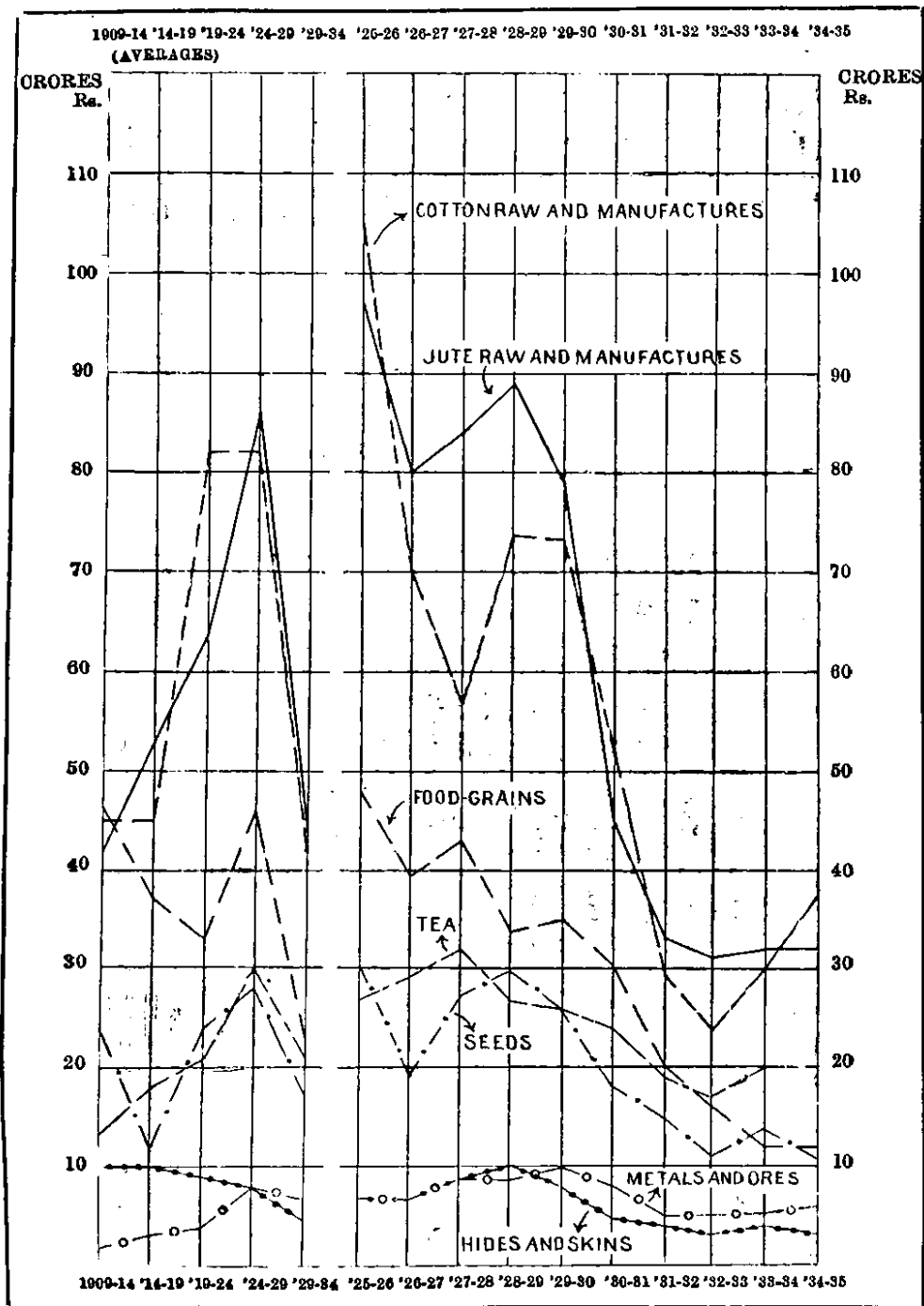


CHART 2.

(b) Variations in the values of principal articles in the export trade of British India during the last ten years as compared with averages of the pre-war, war and post-war periods.

EXPORTS.



INTRODUCTORY NOTE.

1. Scope of the Returns.—The Annual Statement of the Foreign Sea-borne Trade of British India is published in two volumes:—Volume I contains the abstract and detailed tables of imports and exports of each commodity and Volume II, the abstract and detailed tables of trade and shipping with each country and at each port, together with the tables relating to the trade of the French Possessions in India. Tables relating to the trade of Aden which used to be incorporated in Volume II of this publication are now available as a separate publication entitled "Trade and Navigation Report of Aden." Tables relating to the trade of the Portuguese Possessions in India are also issued from time to time as supplements to these publications while tables relating to the trade of Kathiawar and Travancore ports are published separately by this department every month.

2. Nature of the Trade recorded.—The trade dealt with in the Sea-borne Trade Accounts is the trade with foreign countries registered at British Indian ports during the fiscal year ending the 31st March. The trade registered at British Indian ports can hardly be said to be that of British India only, it is rather the trade of the whole of India and Burma.

3. Statistical year.—All tables in this volume cover the five official years, April to March, 1930-31 to 1934-35, except table 21 which shows figures for 1934-35 only.

4. Abstract Tables.—The summary tables in this volume show, first (tables 1, 2 and 3), the total value of imports, exports and re-exports as a whole, and secondly (tables 4 to 6), the total value of the imports, exports and re-exports of the principal articles, classified in groups under the following five main heads:—

- I. Food, Drink and Tobacco,
- II. Raw Materials and Produce and Articles mainly Unmanufactured,
- III. Articles Wholly or Mainly Manufactured,
- IV. Living Animals, and
- V. { Postal Articles not specified (under Imports),
 { Postal Articles (under Exports).

(The revised classification above given has been introduced with effect from 1st April, 1922, in the trade accounts of British India.)

Imports from and exports to British Dominions and Possessions* are distinguished from those from and to Foreign Countries, and exports are divided into "Exports of Indian merchandise" and "Re-exports of British and Foreign merchandise." The term "Indian merchandise" comprises all goods which are the growth, produce, or manufacture of India. Indian merchandise is distinguished from British and Foreign merchandise in the declaration of shippers made in the shipping bills from which trade statistics are compiled.

Tables 7 to 9 show the total value of imports, exports and re-exports from and to each principal country. Tables 10 to 12 of the corresponding volumes for earlier years, showing the total imports, exports and re-exports, have been omitted from this volume with effect from 1932-33 issue as these statistics are readily available from the detailed tables of imports, exports and re-exports.

Appendix B of the earlier volumes has also been omitted.

5. Detailed Tables.—Table 10 shows the quantity and value of imports of articles, both dutiable and free, from the principal and other countries of consignment and the shares of the maritime provinces. The articles are arranged in alphabetical order, provision being made for grouping together within the alphabetical order such articles as are related industrially or commercially. Certain articles are recorded in value only, but in most cases both the quantities and values are recorded.

* Including Protectorates and Mandated Territories.

Tables 11 and 12 show in the same order the exports to the principal and other countries of articles of Indian merchandise and of British and Foreign merchandise respectively.

The trade in each article with each country is recorded separately in these tables when its value is Rs.5,000 or more. If the value of the trade with any country in any particular article is less than Rs.5,000, it is generally grouped under one of the heads—"Other British Possessions" or "Other Foreign Countries."

Government Stores.—Imports and exports of Government stores are separately recorded.

Tables 13, 14 and 15 show the quantity and value of imports, exports and re-exports of Government stores. The accounts of goods exported do not include goods bought by Government and shipped on Government or chartered vessels.

Treasure.—Imports and exports of gold and silver coin and bullion are also recorded separately and are not included in the tables relating to merchandise. Imports of gold by letter post are registered with effect from April, 1924, and included in the accounts. The transactions in issued currency notes are, with effect from April, 1922, registered separately under treasure.

Tables 16 to 21 show the imports and exports of gold and silver coin and bullion and of currency notes from and to each country. Bullion, coin and currency notes are excluded from all general tables of imports and exports.

6. Explanation of Imports and Exports.—The tables relating to imports refer to goods landed, whether they are intended for home consumption, bonding, or re-exportation. Goods landed and afterwards re-exported are therefore included under "imports," even though imported on a through bill of lading, unless they are removed under bond from the importing to the exporting ships at the same or another port (when they are omitted from the general tables of imports and re-exports) because the accounts exclude transshipment trade at ports. Goods are seldom imported to be improved, and the "improvement" trade, such as is recognised in the statistics of some other countries, is not distinguished.

Transshipment Trade.—Indian ports are not transshipment centres for foreign countries to any considerable extent, and the trade returns accordingly take no account of merchandise transhipped.

Passengers' baggage.—Imports of passengers' baggage are not included in the trade statistics unless they are dutiable.

Ship's Stores.—Ship's stores are not included in the trade statistics except the imports on which duty is paid and the exports on which drawback is claimed.

Bunkers.—Coal and oil taken for use on board ships engaged in foreign trade are shown separately in the general tables of Exports and Re-exports from 1931-32.

Petrol and Lubricating Oil.—Petrol and lubricating oil shipped in air crafts for consumption during the outward journey have been shown separately in the general tables of Exports and Re-exports from September, 1933.

Parcel Post.—Imports from and Exports to foreign countries by parcel post are included in the returns; dutiable articles imported by letter post are also included, but the contents of foreign letters despatched are not registered. Imports by parcel post of goods, whether dutiable or not, are not classified according to their nature, with the exception of the items noted in the following paragraph, but are separately recorded at the end of the tables and are entered by value only. Exports by parcel post are treated in the same way as imports by parcel post, and the values shown are approximate only.

From April, 1922, imports by post (including letter packets, registered and ordinary) of jewellery, precious stones, gold and silver thread, cigarettes, and cinematograph films, referred to Collectors of Customs for assessment, are being included with their appropriate heads and sub-heads in the import trade returns.

Special Statistics.—At the instance of the Advisory Committee of the League of Nations on traffic in opium, etc., three separate tables 15A, 15B and 15C have

been introduced showing the imports, re-exports and exports of opium and other dangerous drugs into and from British India during the years 1930-31 to 1934-35.

7. Countries to which Imports and Exports are credited.—Throughout the tables in this volume *Imports* are classified as received from the countries whence they were *consigned* to British India, and not, as in the corresponding volumes for 1910-11 and earlier years, as received from the countries whence they were shipped direct to India. The *countries of consignment* are the countries from which the goods have come, whether by land and sea or by sea only, without interruption of transit save in the course of transshipment or transfer from one means of conveyance to another.

The countries whence goods are consigned are not in all cases the countries of actual origin or in the case of manufactured goods the countries in which the processes of manufacture were conducted or completed, since goods produced in one country may be purchased by a firm in another country and thence despatched, after a longer or shorter interval, to India. In such a case the second country would be the country of consignment, to which the goods would be credited in these tables.

Exports are credited in the tables to the country of *final destination*, i.e., the country to which they are consigned, whether that country possesses a seaboard or not, and not, as before, to the country containing the port of discharge as declared by the exporter in the shipping bills, whether carried there direct or after transshipment. The *country of final destination* is the country to which goods exported from India are intended to pass, whether by sea and land or by sea only, without interruption of transit save in the course of transshipment or transfer from one means of conveyance to another.

In all tables of Volumes I and II where trade is shown according to countries, the countries included in the British Empire have been grouped separately from Foreign Countries, excepting in tables 4 to 7, 10 and 13 of Volume II, where geographical arrangement within the Continent is followed, and in tables 15A, 15B and 15C of Volume I exhibiting special statistics of the imports and exports of dangerous drugs.

8. Method of ascertaining Quantities and Values of Imports and Exports.—

The statements of both quantities and values are based on the declarations of importers in Bills of Entry and of exporters in Shipping Bills as subsequently checked by the Customs officials. The quantities are not recorded in every case, but where goods are entered by weight, the quantities given represent the *net* weight exclusive of packages, sacks, casks, tins, bottles, etc., in which they may be contained or of reels on which they may be wound. In certain cases, number, gallon, or yard is the denomination employed. Piece-goods are shown by linear yards, oil-cloth and floor-cloth by square yards, and liquors and oils generally by gallons. When weight is the prescribed denomination, different units (tons, cwts., lbs., and ozs.) are specified according to the nature of various articles and the different trade practice. According to the provisions of the Indian Sea Customs Act VIII of 1878 (Section 30), the values of goods imported or exported are based on wholesale market prices, and represent—

- (a) the wholesale cash price, less trade discount, for which goods of the like kind and quality are sold, or are capable of being sold, at the time and place of importation or exportation, as the case may be, without any abatement or deduction whatever, except (in the case of goods imported) of the amount of the duties payable on the importation thereof; or
- (b) where such price is not ascertainable, the cost at which goods of the like kind and quality could be delivered at such place without any abatement or deduction, except as aforesaid.

In the tables of Imports and Exports of Treasure, the weight of gold has been shown in 'fine ounces' and that of silver in 'standard ounces,' the latter meaning the British Standard ($\frac{3}{4}\frac{7}{10}$ fine); while the value of both gold and silver imported and exported, whether on private or on Government account, represents the market value at the time and place of import or export, except in the case of Government of India rupees and currency notes of which the face

value is shown. The practice before April, 1921, was not uniform at all the ports.

9. Unenumerated goods.—Unenumerated goods, *i.e.*, goods not separately specified, are divided into “Unmanufactured” and “Manufactured” [Classes II (Group S) and III (Group U) respectively] and are placed in the tables of imports and exports after all other goods recorded. These goods are entered by value only.

10. Charts.—Charts are annexed to illustrate the variations in the total imports and exports of merchandise and in the net imports or exports of treasure, and also the variations in the values of principal articles in the import and export trade.

11. List of Countries.—A complete list of all the countries, the trade with which is separately recorded, is shown in Appendix B. This list was revised on the lines prescribed by the Committee set up in terms of Act 8 of the International Convention relating to Economic Statistics with effect from April, 1933.

12. Index.—An index to the articles alphabetically arranged, specified in the tables of Imports, Exports and Re-exports, is given at the end of the volume.

13. Calendar Year Accounts.—The particulars of the import and export trade of British India in principal articles for the calendar year are also published annually.

J. MATTHAI,
Director-General.

TABLES

RELATING TO

THE SEA-BORNE TRADE OF BRITISH INDIA

Note.—The Fiscal Year commences on the 1st April and ends on the 31st March.

ABSTRACT TABLES

TOTAL VALUE OF THE IMPORT AND EXPORT TRADE OF BRITISH INDIA

No. 1.

VALUE of TOTAL FOREIGN SEA-BORNE TRADE (with the BRITISH EMPIRE and FOREIGN COUNTRIES)

		1980-81	1981-82	1982-83	1983-84	1984-85
		₹	₹	₹	₹	₹
PRIVATE.						
IMPORTS—						
Merchandise		164,79,36,863	126,37,14,115	132,58,43,175	115,35,70,144	132,29,09,727
Treasure	Gold	13,24,52,468	2,79,95,384	1,31,81,391	1,09,94,285	71,93,101
	Silver	13,45,91,817	4,41,90,307	1,62,87,316	81,15,156	4,45,09,622
	Currency notes	15,07,026	4,04,399	4,36,640	4,48,838	2,14,025
	TOTAL	26,85,51,296	7,25,90,070	2,99,05,346	1,95,57,779	5,19,15,748
TOTAL IMPORTS		191,64,28,159	133,63,04,185	135,57,48,521	117,31,27,923	137,48,25,475
EXPORTS—						
Merchandise	Indian	220,49,26,338	165,88,86,094	132,27,20,964	140,31,49,060	151,21,44,497
	Foreign	5,14,40,315	4,05,86,260	3,21,93,446	3,41,73,569	3,54,56,716
	TOTAL	225,63,66,653	169,94,72,354	135,49,14,410	143,73,22,629	154,76,01,213
Treasure	Gold	49,34,338	60,78,25,155	66,84,09,347	58,15,30,246	53,25,67,708
	Silver	1,81,33,248	1,82,60,008	90,02,713	79,78,563	4,07,90,902
	Currency notes	12,04,599	29,79,080	17,80,078	23,89,644	39,03,590
	TOTAL	2,42,72,185	62,90,04,223	67,91,92,133	69,18,98,453	67,22,62,200
TOTAL EXPORTS		228,06,38,838	232,84,76,577	203,41,06,543	208,92,21,082	212,48,63,413
TOTAL, IMPORTS AND EXPORTS (PRIVATE)						
Merchandise		390,43,03,516	289,91,86,469	269,07,57,585	265,05,92,773	287,05,10,940
Treasure		29,23,23,481	70,16,54,293	70,90,97,479	61,14,56,232	62,91,77,948
TOTAL		419,71,26,997	357,03,40,762	338,98,55,064	326,23,49,005	349,96,88,888
GOVERNMENT.						
IMPORTS—						
Stores		8,26,89,069	4,27,14,391	2,43,32,879	1,94,75,278	2,29,60,405
Treasure	Gold
	Silver	70,900	73,656	7,342	57,436	1,417
	Currency notes	12,177	17,100
	TOTAL	83,077	90,755	7,342	57,436	1,417
TOTAL IMPORTS		8,27,72,146	4,28,05,146	2,43,40,221	1,95,32,714	2,29,61,822
EXPORTS—						
Stores	Indian	76,63,025	60,54,602	40,51,634	45,24,536	24,78,007
	Foreign	9,02,186	4,95,279	3,08,045	5,07,206	3,39,424
	TOTAL	86,55,211	65,49,881	43,59,679	50,31,742	28,17,431
Treasure	Gold
	Silver	1,57,36,413	3,02,21,042	2,74,23,395	6,37,65,455	5,77,83,939
	Currency notes
	TOTAL	1,57,36,413	3,02,21,042	2,74,23,395	6,37,65,455	5,77,83,939
TOTAL EXPORTS		2,43,91,624	3,67,71,013	3,18,43,094	6,87,97,197	6,06,01,370
TOTAL, IMPORTS AND EXPORTS (GOVERNMENT)						
		10,71,63,770	7,95,76,159	5,51,83,315	8,83,29,911	8,35,63,192
GRAND TOTAL IMPORTS						
Merchandise		173,05,25,932	130,64,28,506	135,01,76,054	117,30,45,422	134,58,70,132
Treasure		26,86,34,378	7,26,80,825	2,99,13,188	1,96,15,215	5,10,17,165
TOTAL		199,92,60,305	137,91,09,331	138,00,89,242	119,26,60,637	139,77,87,297
GRAND TOTAL EXPORTS						
Merchandise		226,50,21,864	161,20,22,325	135,93,34,109	150,23,54,371	155,04,18,644
Treasure		4,00,03,608	66,92,85,265	70,06,15,528	65,56,63,908	68,60,46,139
TOTAL		230,50,30,462	227,13,07,590	206,00,49,637	215,80,18,279	218,54,64,783
TOTAL SEA-BORNE TRADE						
		430,42,90,767	365,04,16,921	344,00,38,879	335,06,78,910	358,32,52,080

ABSTRACT TABLES
IMPORTS AND EXPORTS

(2)

No. 2.

VALUE of the TOTAL IMPORTS, EXPORTS, and RE-EXPORTS of MERCHANDISE (private) from and to the BRITISH EMPIRE and FOREIGN COUNTRIES, RESPECTIVELY.

MERCHANDISE—	1930-31	1931-32	1932-33	1933-34	1934-35
	₹	₹	₹	₹	₹
Imports:					
Consigned from—					
British Empire	76,01,90,975	56,66,68,618	59,38,23,561	57,70,50,516	65,35,28,241
Foreign Countries	88,77,46,188	69,70,45,497	73,20,19,614	57,65,19,628	66,98,81,466
TOTAL	164,79,36,863	126,37,14,115	132,58,43,175	115,35,70,144	132,29,09,727
Exports (Indian): Consignments to—					
British Empire	86,12,32,458	68,14,16,221	59,66,36,958	68,14,77,661	68,80,02,087
Foreign Countries	134,36,93,885	87,74,69,673	72,60,84,006	78,16,71,899	82,85,42,410
TOTAL	220,49,26,338	155,88,86,094	132,27,20,964	146,31,49,560	151,21,44,497
Exports (Foreign): Consignments to—					
British Empire	2,97,56,040	2,83,59,261	1,76,87,622	1,71,71,511	2,16,48,521
Foreign Countries	2,16,84,275	1,82,26,999	1,45,25,824	1,70,02,058	1,38,08,195
TOTAL	5,14,40,315	4,65,86,260	3,21,93,446	3,41,73,569	3,54,56,716
Exports and Re-exports (Total): Consignments to—					
British Empire	89,09,88,493	70,97,75,482	61,43,04,580	69,86,49,172	71,02,50,608
Foreign Countries	136,53,78,160	89,56,96,872	74,06,09,830	79,86,78,457	83,73,50,605
TOTAL	225,63,66,653	160,54,72,354	135,49,14,410	149,73,22,629	164,76,01,213
Imports, Exports, and Re-exports (Total) :—					
Consigned from and to British Empire	165,11,79,168	127,04,44,100	120,81,28,141	127,56,99,688	136,37,78,849
" Foreign Countries	225,31,24,348	159,27,42,369	147,26,29,444	137,51,93,035	150,67,32,991
TOTAL	390,43,03,516	286,31,86,469	268,07,57,585	265,08,92,723	287,05,10,840

No. 3.

VALUE of the TOTAL IMPORTS and EXPORTS of TREASURE (private) from and to the BRITISH EMPIRE and FOREIGN COUNTRIES, RESPECTIVELY.

TREASURE—	1930-31	1931-32	1932-33	1933-34	1934-35
	₹	₹	₹	₹	₹
Imports:					
Consigned from—					
British Empire	21,62,05,786	5,55,70,080	1,83,25,750	1,34,68,572	2,35,43,061
Foreign Countries	5,28,45,510	1,70,19,990	1,15,79,596	60,89,207	2,83,72,687
TOTAL	26,90,51,296	7,25,90,070	2,99,05,346	1,95,57,779	5,19,16,748
Exports:					
Consignments to—					
British Empire	2,31,21,797	49,71,42,844	40,28,08,936	47,24,51,609	89,49,95,084
Foreign Countries	11,60,388	18,19,21,379	27,68,85,197	11,94,46,784	18,22,67,110
TOTAL	2,42,72,185	67,90,64,223	67,96,94,133	59,18,98,393	107,72,62,194
TOTAL IMPORTS AND EXPORTS	29,33,23,481	74,16,54,293	367,02,49,479	254,76,96,172	62,91,77,942

No. 4.

SUMMARY of the VALUE of the IMPORTS of MERCHANDISE CONSIGNED from the BRITISH EMPIRE and FOREIGN COUNTRIES

	1930-31	1931-32	1932-33	1933-34	1934-35
	R	R	R	R	R
I.—FOOD, DRINK AND TOBACCO—					
A. Fish (excluding canned fish)	23,86,131	13,42,162	13,66,234	15,05,129	16,56,845
B. Fruits and Vegetables	1,48,58,785	1,34,47,173	1,16,56,578	1,00,13,683	1,29,98,727
C. Grain, Pulse and Flour	2,81,62,637	1,17,60,525	70,97,947	83,70,161	2,06,45,395
D. Liquors	2,78,05,825	1,80,10,038	1,80,00,080	1,79,30,225	1,85,87,774
E. Provisions and Oilman's stores	4,87,78,536	3,41,26,266	2,92,87,375	2,71,55,897	2,89,05,621
F. Spices	2,54,94,482	2,08,22,441	1,72,49,823	1,55,66,820	1,55,49,168
G. Sugar	10,96,46,554	6,16,53,256	4,22,87,198	2,70,97,033	2,10,85,276
H. Tea	45,87,645	43,57,159	34,62,924	25,13,150	17,12,630
I. Other Food and Drink	1,38,33,499	74,86,375	80,96,844	50,59,115	53,28,166
J. Tobacco	1,51,15,809	94,34,454	96,93,593	72,14,621	61,82,439
TOTAL, CLASS I .	29,06,49,903	18,24,39,849	14,81,98,599	12,24,25,824	13,86,52,041
II.—RAW MATERIALS AND PRODUCE AND ARTICLES MAINLY UNMANUFACTURED—					
A. Coal	28,28,595	11,22,806	6,46,300	9,16,886	9,17,302
B. Other Non-metallic mining and quarry products and the like	1,03,02,042	82,46,281	1,26,27,503	1,13,16,887	86,99,270
C. Fodder, Bran and Pollards	2,04,709	1,64,099	1,23,997	68,320	1,34,732
D. Gums, Resins and Lac	39,14,013	26,03,236	24,28,788	38,01,747	54,07,457
E. Hides and Skins, raw or undressed	13,87,821	14,42,727	8,62,063	11,91,245	10,37,035
F. Metallic ores and scrap iron or steel for re-manufacture	2,09,164	1,67,643	1,38,836	2,35,644	1,25,028
G. Oils—Vegetable, Mineral and Animal	10,92,24,984	9,72,26,298	8,00,01,287	6,75,47,338	6,97,18,635
H. Oilcakes of all kinds	4,090	1,871	464	427	739
I. Paper making materials	42,06,706	35,98,541	22,08,870	27,09,736	26,28,245
J. Rubber, raw or crude	1,40,526	1,29,522	70,201	3,76,631	5,46,412
K. Seeds, including nuts for oils	7,44,365	11,94,784	33,78,784	43,73,975	44,57,379
L. Tallow, Stearine and Wax	28,87,627	21,91,734	26,62,562	21,25,348	23,90,108
M. Cotton, raw and waste	6,38,96,717	7,03,39,767	7,25,73,282	3,55,70,694	5,28,39,889
N. Jute, raw	752	881	1,934	3,111	2,300
O. Silk, raw and waste	88,45,300	62,39,255	1,17,26,281	71,74,284	57,46,302
P. Wool, raw	18,53,852	31,09,449	42,12,188	34,09,579	41,35,017
Q. Other textile materials	4,58,191	2,46,210	3,71,583	2,70,117	2,83,884
R. Wood and Timber	70,75,545	48,47,103	34,50,071	39,34,514	33,83,237
S. Miscellaneous	93,31,818	56,30,270	73,96,930	71,61,533	87,54,766
TOTAL, CLASS II .	22,75,16,817	20,85,02,477	20,48,81,933	15,21,88,016	17,12,07,737

ABSTRACT TABLES
IMPORTS SUMMARY

(4)

No. 4—continued

SUMMARY of the VALUE of the IMPORTS of MERCHANDISE CONSIGNED from the BRITISH EMPIRE and FOREIGN COUNTRIES—continued

	1930-31	1931-32	1932-33	1933-34	1934-35
	R	R	R		R
III.—ARTICLES WHOLLY OR MAINLY MANUFACTURED—					
A. Apparel	1,99,17,410	1,46,68,762	1,35,98,183	1,29,01,398	1,17,18,964
B. Arms, Ammunition and Military Stores	54,01,872	68,48,425	44,14,192	42,96,656	42,71,574
C. Chemicals, Drugs and Medicines	4,89,23,703	4,79,08,750	4,89,00,058	4,97,30,816	5,20,82,262
D. Cutlery, Hardware, Implements and Instruments (excluding Electrical Instruments and Apparatus)	5,75,10,696	4,42,74,576	4,89,38,069	5,03,87,893	5,43,51,359
E. Dyes and Colours	3,82,78,958	3,65,14,747	3,50,67,852	3,45,27,698	4,09,92,205
F. Electrical Goods and Apparatus (other than Machinery)	3,10,60,535	2,22,97,722	2,34,20,444	2,30,81,361	2,81,19,649
G. Furniture, Cabinetware, and Manufactures of Wood and Timber	46,78,882	32,33,020	34,58,734	31,54,106	43,12,039
H. Glassware and Earthenware	2,13,64,145	1,60,68,375	1,92,49,280	1,65,68,865	1,77,48,671
I. Hides and Skins, tanned or dressed, and Leather	48,27,903	45,45,455	49,48,665	46,53,334	54,19,182
J. Machinery of all kinds, including Polting for Machinery	15,12,89,176	11,57,11,865	11,16,26,938	13,37,92,637	13,28,01,314
K. Metals—Iron and Steel and manufactures thereof	10,87,93,240	6,31,48,050	5,29,78,155	5,52,17,526	6,37,52,119
L. Metals other than Iron and Steel and manufactures thereof	5,02,23,496	3,44,49,382	4,42,31,807	3,95,33,240	4,98,96,379
M. Paper, Pasteboard and Stationery	3,67,98,832	3,18,26,606	3,58,80,944	3,29,40,997	3,41,61,586
N. Rubber manufactures	2,56,83,337	2,20,98,381	1,98,35,291	1,87,58,595	2,05,82,008
O. Vehicles, excluding Locomotives, etc., for Railways	7,30,52,883	4,48,46,878	3,81,94,403	4,76,82,726	6,59,99,601
P. Cotton yarns and manufactures	25,25,59,794	19,15,41,696	26,82,79,487	17,74,34,197	21,76,14,935
Q. Jute	18,36,157	12,77,063	13,46,603	9,81,853	8,59,894
R. Silk	2,11,47,176	2,11,16,856	3,16,10,400	2,86,85,862	2,79,62,951
S. Woollen	2,12,57,187	1,30,96,316	2,54,35,068	2,20,83,834	3,45,11,933
T. Other yarns and textile fabrics	4,00,95,476	4,22,62,993	5,05,05,201	3,51,82,364	5,38,51,813
U. Miscellaneous	7,75,42,879	6,11,95,738	6,33,29,535	6,04,86,761	6,41,26,397
TOTAL, CLASS III	109,22,43,737	83,89,31,656	94,53,39,309	85,20,82,719	98,51,36,835
IV.—LIVING ANIMALS—					
A. Horses	18,46,674	40,10,053	12,89,925	26,51,952	23,15,501
B. Other living Animals	2,38,874	1,96,104	1,89,196	1,60,346	1,78,340
TOTAL, CLASS IV	20,85,548	42,06,157	14,79,121	28,12,298	24,93,841
V.—POSTAL ARTICLES NOT SPECIFIED					
	3,54,40,858	2,96,33,976	2,59,44,213	2,40,61,287	2,54,19,273
GRAND TOTAL	164,79,36,863	126,37,14,115	132,58,43,175	115,35,70,144	132,29,09,727

No. 4—continued

SUMMARY of the VALUE of the IMPORTS of MERCHANDISE CONSIGNED from the
BRITISH EMPIRE

	1930-31	1931-32	1932-33	1933-34	1934-35
	₹	₹	₹	₹	₹
I.—FOOD, DRINK AND TOBACCO—					
A. Fish (excluding canned fish)	19,54,244	9,68,691	10,51,981	11,79,568	13,26,699
B. Fruits and Vegetables	19,63,967	16,12,635	20,40,418	15,02,393	19,79,838
C. Grain, Pulse and Flour	2,00,32,733	80,02,189	33,13,125	16,07,085	8,98,985
D. Liquors	1,82,08,999	1,22,40,917	1,25,48,305	1,23,70,436	1,25,74,641
E. Provisions and Oilman's stores	2,51,76,894	2,00,56,754	1,89,33,045	2,01,42,034	2,15,85,820
F. Spices	2,41,92,439	1,97,66,648	1,62,95,418	1,45,26,580	1,43,60,812
G. Sugar	28,46,318	36,59,434	41,59,904	41,22,604	19,17,122
H. Tea	17,31,407	19,48,329	12,65,033	5,65,555	3,78,119
I. Other Food and Drink	48,33,815	55,35,954	46,07,059	38,14,787	40,12,022
J. Tobacco	1,31,61,420	62,40,814	35,12,585	42,05,663	34,33,326
TOTAL, CLASS I	11,41,02,236	8,00,32,365	6,77,26,873	6,40,36,605	6,24,61,384
II.—RAW MATERIALS AND PRODUCE AND ARTICLES MAINLY UNMANU- FACTURED—					
A. Coal	26,91,441	10,87,131	6,29,858	9,60,995	8,27,997
B. Other Non-metallic mining and quarry products and the like	22,10,464	21,32,139	19,11,934	20,36,960	20,51,018
C. Fodder, Bran and Pollards	2,04,501	1,63,743	1,23,967	67,679	1,34,671
D. Gums, Resins and Lac	26,54,252	18,88,290	18,58,203	28,29,154	39,72,656
E. Hides and Skins, raw or undressed	9,90,680	9,02,670	4,85,820	6,12,668	5,43,748
F. Metallic ores and scrap iron or steel for re-manu- facture	80,127	70,627	51,127	1,76,160	86,588
G. Oils—Vegetable, Mineral and Animal	1,10,62,050	1,13,83,749	1,57,29,164	1,27,29,292	1,44,00,412
H. Oilcakes of all kinds	4,090	1,871	464	427	739
I. Paper making materials	1,00,689	3,40,045	1,22,153	45,842	56,361
J. Rubber, raw or crude	1,40,526	1,27,371	59,735	3,67,781	4,41,623
K. Seeds including nuts for oils	3,58,678	8,37,343	31,93,421	42,19,392	42,60,542
L. Tallow, Stearine and Wax	27,07,709	20,27,056	24,05,147	18,93,790	21,19,916
M. Cotton, raw and waste	3,26,17,106	3,42,47,492	2,56,94,055	2,33,67,874	3,40,83,344
N. Jute, raw	130	160	3	2,953	1,312
O. Silk, raw and waste	12,15,255	6,02,708	13,87,835	8,38,909	2,24,346
P. Wool, raw	14,97,029	24,31,304	9,72,863	32,47,060	39,37,917
Q. Other textile materials	81,682	28,320	64,237	8,050	8,471
R. Wood and Timber	4,97,383	5,48,560	4,19,742	3,57,765	2,55,328
S. Miscellaneous	51,63,508	34,63,033	53,92,524	54,40,903	67,43,693
TOTAL, CLASS II	6,42,97,300	6,22,83,612	6,32,04,198	5,91,45,644	7,41,60,282

ABSTRACT TABLES
IMPORTS SUMMARY

(6)

No. 4—continued

SUMMARY of the VALUE of the IMPORTS of MERCHANDISE CONSIGNED from the BRITISH EMPIRE—continued

	1930-31	1931-32	1932-33	1933-34	1934-35
	R	R	R	R	R
III.—ARTICLES WHOLLY OR MAINLY MANUFACTURED—					
A. Apparel	49,17,022	32,92,719	32,22,332	28,97,911	27,74,638
B. Arms, Ammunition and Military Stores	45,15,183	57,22,375	37,35,792	37,33,923	38,58,732
C. Chemicals, Drugs and Medicines	2,36,87,533	2,33,76,440	2,26,64,341	2,46,71,001	2,62,60,395
D. Cutlery, Hardware, Implements, and Instruments (excluding Electrical Instruments and Apparatus)	2,35,75,082	1,84,90,033	1,87,20,613	1,94,95,565	2,03,82,603
E. Dyes and Colours	1,14,85,310	1,05,21,673	1,13,45,817	1,14,93,236	1,19,14,775
F. Electrical Goods and Apparatus (other than Machinery)	1,74,84,692	1,17,19,795	1,23,64,296	1,33,85,330	1,67,40,447
G. Furniture, Cabinetware, and Manufactures of Wood and Timber	18,65,679	13,89,424	11,16,923	13,63,929	16,36,422
H. Glassware and Earthenware	36,84,188	29,11,212	26,38,013	24,76,873	28,37,556
I. Hides and Skins, tanned or dressed and Leather	26,38,509	25,81,454	24,42,222	22,74,803	26,53,845
J. Machinery of all kinds including Belting for Machinery	11,31,97,433	8,17,70,116	8,28,55,535	9,16,83,531	9,60,78,920
K. Metals—Iron and Steel and manufactures thereof	5,71,30,569	3,40,30,098	2,71,55,481	3,18,05,944	3,72,54,606
L. Metals other than Iron and Steel and manufactures thereof	1,75,25,713	1,43,23,266	1,84,90,634	2,13,41,091	2,61,40,303
M. Paper, Pasteboard and Stationery	1,34,87,398	1,12,93,311	1,15,06,283	1,26,69,767	1,32,56,604
N. Rubber manufactures	1,01,20,587	80,73,575	88,36,560	1,25,72,786	1,45,50,857
O. Vehicles, excluding Locomotives, etc., for Railways	3,93,94,381	2,29,54,953	2,33,47,068	3,14,89,180	3,97,57,472
P. Cotton yarns and manufactures	14,77,24,507	9,95,11,262	14,28,39,899	10,46,78,436	13,02,41,716
Q. Jute	16,47,523	12,33,650	11,70,495	9,69,937	8,40,506
R. Silk	9,09,492	8,90,668	13,57,551	12,24,784	17,98,440
S. Woollen	68,05,374	41,07,861	72,37,281	78,77,996	1,00,08,702
T. Other yarns and textile fabrics	72,12,443	57,91,279	69,90,785	64,53,175	72,52,893
U. Miscellaneous	4,70,72,534	3,61,12,957	3,18,80,068	3,24,90,600	3,35,51,760
TOTAL, CLASS III	55,60,81,152	40,00,98,121	44,49,17,989	43,70,49,598	49,97,92,192
IV.—LIVING ANIMALS—					
A. Horses	16,88,974	37,26,253	10,82,525	24,05,102	20,83,481
B. Other living Animals	1,82,771	1,33,988	1,54,397	1,39,149	1,62,885
TOTAL, CLASS IV	18,71,745	38,60,241	12,36,922	25,44,251	22,46,366
V.—POSTAL ARTICLES NOT SPECIFIED					
	2,38,38,242	2,03,94,279	1,67,37,579	1,42,76,418	1,48,68,017
GRAND TOTAL	76,01,90,675	56,66,68,618	59,38,23,561	57,70,50,516	65,35,28,241

No. 4—continued

SUMMARY of the VALUE of the IMPORTS of MERCHANDISE CONSIGNED from FOREIGN COUNTRIES

	1930-31	1931-32	1932-33	1933-34	1934-35
	R	R	R	R	R
I.—FOOD, DRINK AND TOBACCO—					
A. Fish (excluding canned fish)	4,31,887	3,73,471	3,14,253	3,25,561	3,36,146
B. Fruits and Vegetables	1,28,94,818	1,18,34,538	96,16,160	85,11,290	1,10,18,889
C. Grain, Pulse and Flour	81,29,904	37,58,336	37,84,822	67,63,076	2,57,46,410
D. Liquors	95,96,826	57,69,121	54,51,775	55,59,789	60,13,133
E. Provisions and Oilman's stores	2,36,01,642	1,40,69,512	1,03,54,320	70,13,853	73,19,801
F. Spices	13,02,043	10,55,793	9,54,405	10,40,240	11,88,356
G. Sugar	10,63,00,236	5,79,93,822	3,81,27,294	2,29,74,429	1,91,68,154
H. Tea	28,36,238	24,08,830	21,97,891	19,47,595	13,34,511
I. Other Food and Drink	89,99,684	19,50,421	34,89,785	12,44,328	13,16,144
J. Tobacco	19,54,389	31,93,640	61,81,011	30,09,058	27,49,113
TOTAL, CLASS I	17,65,47,667	10,24,07,484	8,04,71,726	5,83,89,219	7,61,90,657
II.—RAW MATERIALS AND PRODUCE AND ARTICLES MAINLY UNMANUFACTURED—					
A. Coal	1,37,154	35,675	16,442	15,901	89,305
B. Other Non-metallic mining and quarry products and the like	80,91,578	61,14,142	1,07,15,569	92,79,927	66,47,652
C. Fodder, Bran and Pollards	208	356	30	641	61
D. Gums, Resins and Lac	12,59,761	7,14,946	5,70,585	9,72,593	14,34,801
E. Hides and Skins, raw or undressed	3,97,141	5,40,057	3,76,243	5,78,577	4,93,287
F. Metallic ores and scrap iron or steel for re-manufacture	1,29,037	97,016	87,509	59,484	38,440
G. Oils—Vegetable, Mineral and Animal	9,81,62,934	8,58,42,549	6,42,72,123	5,48,18,046	5,53,09,223
H. Oilcakes of all kinds
I. Paper making materials	41,06,017	32,58,496	20,86,726	26,63,894	25,71,884
J. Rubber, raw or crude	2,151	10,466	8,850	1,04,789
K. Seeds, including nuts for oils	3,85,687	3,57,441	1,85,363	1,54,583	1,96,837
L. Tallow, Stearine and Wax	1,79,918	1,64,678	2,57,415	2,31,558	2,70,192
M. Cotton, raw and waste	3,12,79,611	3,60,92,275	4,68,79,227	1,22,02,820	1,87,56,545
N. Jute, raw	622	721	1,931	158	988
O. Silk, raw and waste	76,30,045	56,36,547	1,03,38,446	63,35,375	55,21,956
P. Wool, raw	3,56,823	6,78,145	5,39,325	1,62,519	1,97,100
Q. Other textile materials	3,76,509	2,17,890	3,07,346	2,62,067	2,75,413
R. Wood and Timber	65,78,162	42,98,543	30,30,329	35,76,749	31,27,909
S. Miscellaneous	41,48,310	21,67,237	20,04,406	17,20,630	20,11,073
TOTAL, CLASS II	16,32,19,517	14,62,18,865	14,16,77,735	9,30,44,372	9,70,47,455

ABSTRACT TABLES
IMPORTS SUMMARY

(8)

No. 4—concluded

SUMMARY of the VALUE of the IMPORTS of MERCHANDISE CONSIGNED from FOREIGN COUNTRIES—continued

	1930-31	1931-32	1932-33	1933-34	1934-35
	R	R	R	R	R
III.—ARTICLES WHOLLY OR MAINLY MANUFACTURED—					
A. Apparel	1,50,00,388	1,13,76,043	1,03,75,551	1,00,03,487	89,44,326
B. Arms, Ammunition and Military Stores	8,86,689	11,26,050	6,78,400	5,62,733	4,12,842
C. Chemicals, Drugs and Medicines	2,52,36,170	2,45,32,310	2,63,25,717	2,50,59,815	2,58,21,867
D. Cutlery, Hardware, Implements and Instruments (excluding Electrical Instruments and Apparatus)	3,39,95,614	2,57,84,543	3,02,17,456	3,08,92,328	3,39,68,756
E. Dyes and Colours	2,67,93,648	2,59,93,074	2,37,22,035	2,30,34,462	2,90,77,430
F. Electrical Goods and Apparatus (other than Machinery)	1,35,75,843	1,05,77,927	1,10,56,148	96,96,031	1,13,79,202
G. Furniture, Cabinetware, and Manufactures of Wood and Timber	28,13,203	18,43,506	23,41,811	17,90,177	26,75,617
H. Glassware and Earthenware	1,76,79,957	1,31,57,163	1,66,11,267	1,40,91,992	1,49,11,115
I. Hides and Skins, tanned or dressed, and Leather	21,89,394	19,64,001	25,06,443	23,78,731	27,65,337
J. Machinery of all kinds, including Belting for Machinery	3,80,91,743	3,39,41,749	2,87,71,403	4,21,09,106	3,67,22,394
K. Metals—Iron and Steel and manufactures thereof	5,16,62,671	2,91,17,952	2,58,22,674	2,34,11,582	2,64,97,513
L. Metals other than Iron and Steel and manufactures thereof	3,26,97,783	2,01,26,116	2,57,41,173	1,81,92,149	2,37,56,076
M. Paper, Pasteboard and Stationery	2,33,11,434	2,05,33,295	2,43,74,661	2,02,71,230	2,09,04,982
N. Rubber manufactures	1,55,62,750	1,40,24,806	1,09,98,731	61,85,809	60,31,151
O. Vehicles, excluding Locomotives, etc., for Railways	3,36,58,502	2,18,91,925	1,48,47,335	1,81,93,546	2,62,42,129
P. Cotton yarns and manufactures	10,48,35,287	9,20,30,434	12,54,39,588	7,27,55,761	8,73,73,219
Q. Jute	1,88,634	43,413	1,76,108	11,916	19,388
R. Silk	2,02,37,684	2,02,26,188	3,02,52,849	2,74,61,078	2,61,64,511
S. Woollen	1,44,51,813	89,88,455	1,81,97,787	1,42,05,838	2,45,03,231
T. Other yarns and textile fabrics	3,28,83,033	3,64,71,714	4,35,14,416	2,87,29,189	4,05,98,920
U. Miscellaneous	3,04,70,345	2,50,82,781	2,84,49,467	2,79,96,161	3,05,74,637
TOTAL, CLASS III	53,61,62,585	43,88,33,535	50,04,21,320	41,50,33,121	48,53,44,643
IV.—LIVING ANIMALS—					
A. Horses	1,57,700	2,83,800	2,07,400	2,46,850	2,32,020
B. Other living Animals	56,103	62,116	34,799	21,197	15,455
TOTAL, CLASS IV	2,13,803	3,45,916	2,42,199	2,68,047	2,47,475
V.—POSTAL ARTICLES NOT SPECIFIED					
	1,16,02,616	92,39,697	92,06,634	97,84,869	1,05,51,256
GRAND TOTAL	88,77,46,188	69,70,45,497	73,20,19,614	57,65,19,628	66,93,81,486

No. 5

SUMMARY of the VALUE of the EXPORTS of INDIAN MERCHANDISE to the BRITISH EMPIRE and
FOREIGN COUNTRIES

	1930-31	1931-32	1932-33	1933-34	1934-35
	R	R	R	R	R
I.—FOOD, DRINK AND TOBACCO—					
A. Fish (excluding canned fish)	68,33,283	54,23,903	45,70,593	44,87,125	44,54,589
B. Fruits and Vegetables	79,74,836	90,31,646	69,52,351	99,05,513	1,07,78,117
C. Grain, Pulse and Flour	29,88,18,701	20,37,17,980	16,07,68,863	11,74,78,536	11,84,39,874
D. Liquors	887	2,370	1,453	11,514	15,030
E. Provisions and Oilman's stores	49,94,797	39,54,727	32,62,084	28,12,233	27,86,930
F. Spices	1,27,18,538	87,24,986	72,32,877	72,20,317	77,33,649
G. Sugar	2,51,453	1,91,841	2,10,245	2,37,613	2,43,283
H. Tea	23,55,92,538	19,43,73,875	17,15,27,805	19,84,49,936	20,13,19,311
I. Other Food and Drink	1,91,89,135	94,52,219	1,09,83,217	1,02,47,835	72,72,770
J. Tobacco	1,03,65,043	85,42,469	77,10,856	93,79,867	81,90,360
TOTAL, CLASS I	59,67,39,211	44,34,16,016	37,32,20,344	36,02,30,489	36,12,33,913
II.—RAW MATERIALS AND PRODUCE AND ARTICLES MAINLY UNMANU- FACTURED—					
A. Coal	49,05,070	54,51,985	43,80,172	37,17,507	28,78,683
B. Other Non-metallic mining and quarry products and the like	68,54,015	40,72,540	32,42,259	52,26,546	73,69,153
C. Fodder, Bran and Pollards	76,78,268	75,14,260	70,28,617	46,63,607	77,30,445
D. Gums, Resins and Lac	3,31,98,541	1,97,89,778	1,37,31,311	2,60,51,026	3,45,36,353
E. Hides and Skins, raw or undressed	5,46,83,211	3,65,71,421	2,76,86,685	4,25,32,967	3,13,06,743
F. Metallic ores and scrap iron or steel for re-manu- facture	2,58,16,576	1,65,71,566	1,56,74,468	2,06,36,408	2,86,68,073
G. Oils—Vegetable, Mineral, and Animal	47,23,750	57,22,833	53,78,915	57,23,847	55,35,881
H. Oilcakes of all kinds	2,08,05,175	2,00,67,741	1,96,50,673	1,64,72,120	1,96,98,928
I. Paper making materials	53,115	1,10,738	1,76,809	2,07,139	1,41,401
J. Rubber, raw or crude	1,29,75,198	44,57,717	8,78,331	31,17,681	65,89,064
K. Seeds, including nuts for oils	17,86,17,534	14,58,83,085	11,30,68,475	13,66,15,291	10,54,09,836
L. Tallow, Stearine and Wax	7,38,344	3,79,386	5,00,837	2,69,838	2,74,431
M. Cotton, raw and waste	46,72,64,516	23,78,18,945	20,69,94,658	26,97,78,854	34,99,33,933
N. Jute	12,88,46,694	11,18,80,623	9,73,03,369	10,93,26,707	10,87,10,916
O. Silk	8,94,076	2,95,877	1,08,734	2,47,660	2,60,495
P. Wool	2,51,43,609	2,77,24,610	1,09,92,945	1,98,48,211	1,27,49,752
Q. Other textile materials	39,30,344	26,89,872	32,16,258	37,28,516	41,25,988
R. Wood and Timber	1,39,02,364	76,80,909	54,39,907	82,21,477	1,09,05,369
S. Miscellaneous	2,14,49,716	1,50,75,092	1,23,70,138	1,30,83,818	1,48,29,001
TOTAL, CLASS II	101,24,58,116	66,97,58,978	54,78,23,361	68,94,69,220	75,16,51,445

ABSTRACT TABLES
EXPORTS SUMMARY

(10)

No. 5—continued

SUMMARY of the VALUE of the EXPORTS of INDIAN MERCHANDISE to the BRITISH EMPIRE and FOREIGN COUNTRIES—continued

	1930-31	1931-32	1932-33	1933-34	1934-35
	R	R	R	R	R
III.—ARTICLES WHOLLY OR MAINLY MANUFACTURED—					
A. Apparel	19,66,225	13,37,353	11,72,040	14,10,918	18,03,458
B. Arms, Ammunition and Military Stores	1,656	125	548	287	41
C. Chemicals, Drugs and Medicines	1,54,02,452	1,27,13,986	59,67,849	1,14,29,028	49,65,235
D. Cutlery, Hardware, Implements and Instruments (excluding Electrical Instruments and Apparatus)	13,70,004	9,85,459	8,79,907	9,77,794	14,53,240
E. Dyes and Colours	1,11,88,445	91,98,029	81,01,742	81,39,335	75,21,706
F. Electrical Goods and Apparatus (other than Machinery)
G. Furniture, Cabinetware, and Manufactures of Wood and Timber	5,00,556	3,35,237	3,08,164	2,99,214	2,39,656
H. Glass and Earthenware	1,97,088	2,30,166	1,61,471	1,58,596	1,46,362
I. Hides and Skins, tanned or dressed, and Leather	6,39,11,208	5,35,19,696	4,76,41,701	5,82,98,323	5,47,88,328
J. Machinery of all kinds, including Belting for Machinery	42,357	32,500	68,897	52,977	53,999
K. Metals—Iron and Steel and manufactures thereof	1,73,87,635	1,30,95,691	91,16,977	1,06,71,723	94,60,734
L. Metals other than Iron and Steel and manufactures thereof	3,61,99,783	2,50,42,877	2,20,26,882	2,35,64,714	2,09,97,978
M. Paper, Pasteboard and Stationery	1,26,798	1,18,323	1,40,900	1,22,860	1,52,907
N. Rubber manufactures	32,769	6,263	941	1,342	47,815
O. Vehicles, excluding Locomotives, etc., for Railways	25,751	6,438	42,680	8,485	9,980
P. Cotton yarn and manufactures	5,21,54,426	4,81,83,121	3,29,11,077	2,72,63,100	2,64,80,217
Q. Jute	31,89,44,511	21,92,42,529	21,71,17,672	21,37,49,313	21,46,83,177
R. Silk	1,12,201	38,542	2,09,207	81,532	1,99,383
S. Woollen	71,81,018	59,48,855	67,80,486	73,99,552	91,77,611
T. Other yarns and textile fabrics	11,21,337	6,70,330	6,69,193	4,19,373	7,95,673
U. Miscellaneous articles, wholly or mainly manufactured	4,48,28,410	3,55,20,280	3,14,93,290	3,49,25,165	3,19,97,930
TOTAL, CLASS III	57,26,94,630	42,62,25,850	38,48,11,624	39,89,73,631	38,49,75,430
IV.—LIVING ANIMALS—					
A. Horses	14,500	1,500	64,000	50,050	2,16,230
B. Cattle	2,50,540	84,963	82,059	72,095	61,771
C. Sheep and Goats	20,58,912	12,77,509	7,78,653	7,85,045	8,39,428
D. Other living Animals	2,76,122	1,34,876	85,334	78,483	1,06,849
TOTAL, CLASS IV	26,00,074	14,98,848	10,10,046	9,85,673	12,24,278
V.—POSTAL ARTICLES					
	2,04,34,307	1,79,86,402	1,58,55,589	1,34,90,047	1,30,59,431
GRAND TOTAL	220,49,26,338	155,88,86,094	132,27,20,964	146,31,49,060	151,21,44,497

No. 5—continued

SUMMARY of the VALUE of the EXPORTS of INDIAN MERCHANDISE to the BRITISH EMPIRE

	1930-31	1931-32	1932-33	1933-34	1934-35
	R	R	R	R	R
I.—FOOD, DRINK AND TOBACCO—					
A. Fish (excluding canned fish)	67,75,932	53,92,617	45,55,257	—44,64,069	44,37,866
B. Fruits and Vegetables	46,30,189	39,59,278	37,92,908	36,82,109	34,87,598
C. Grain, Pulse and Flour	15,80,40,501	9,77,38,809	8,23,04,405	6,67,89,974	7,19,38,555
D. Liquors	559	1,934	1,065	11,514	14,969
E. Provisions and Oilman's stores	43,79,567	34,78,799	28,68,220	24,27,138	23,65,342
F. Spices	62,83,845	41,19,232	36,47,722	36,86,317	42,86,114
G. Sugar	2,25,884	1,73,270	1,84,865	2,20,975	2,30,186
H. Tea	21,52,54,738	18,15,51,516	16,05,90,060	19,04,07,281	19,36,72,653
I. Other Food and Drink	64,56,503	31,83,164	38,62,338	34,62,546	26,00,304
J. Tobacco	84,01,299	71,22,949	60,97,517	77,89,210	67,76,062
TOTAL, CLASS I	41,04,49,017	30,67,21,568	26,79,04,357	28,29,41,133	28,98,09,649
II.—RAW MATERIALS AND PRODUCE AND ARTICLES MAINLY UNMANU- FACTURED—					
A. Coal	46,08,503	50,80,428	39,65,701	36,21,483	28,42,734
B. Other Non-metallic mining and quarry products and the like	36,40,392	23,89,835	19,23,977	30,90,755	39,27,232
C. Fodder, Bran and Pollards	70,32,746	59,51,120	61,23,238	46,05,834	75,83,030
D. Gums, Resins and Lac	80,13,452	51,04,211	40,05,354	1,37,59,016	1,56,14,589
E. Hides and Skins, raw or undressed	57,00,525	58,80,378	67,77,855	1,04,03,857	65,73,229
F. Metallic ores and scrap iron or steel for re-manu- facture	1,23,57,942	98,24,495	96,24,366	1,47,51,208	2,05,99,256
G. Oils—Vegetable, Mineral and Animal	26,46,525	36,16,366	39,01,944	40,70,685	32,86,929
H. Oilcakes of all kinds	1,26,91,656	1,00,02,977	90,33,306	1,01,05,622	1,36,23,097
I. Paper making materials	44,702	41,598	27,824	80,760	88,630
J. Rubber, raw or crude	1,23,39,324	42,35,643	8,42,570	26,57,188	59,40,817
K. Seeds, including nuts for oils	3,13,27,861	2,26,31,535	1,53,07,713	3,68,07,825	4,11,69,746
L. Tallow, Stearine and Wax	3,32,059	2,58,342	2,38,713	2,18,931	2,39,663
M. Cotton, raw and waste	3,25,09,216	1,79,91,777	1,83,05,880	3,58,17,567	3,65,98,827
N. Jute	2,26,33,117	3,17,47,610	2,32,63,787	2,61,22,166	2,42,57,121
O. Silk	1,72,698	41,621	60,205	1,17,822	59,813
P. Wool	2,27,35,471	2,49,54,265	92,79,691	1,46,34,571	92,89,615
Q. Other textile materials	4,77,745	3,60,448	9,56,171	8,41,822	12,59,264
R. Wood and Timber	94,21,110	53,07,300	40,50,808	61,26,770	81,15,560
S. Miscellaneous	55,80,493	44,69,823	42,64,181	50,85,327	62,32,303
TOTAL, CLASS II	19,42,65,535	15,98,89,772	12,19,53,284	19,29,19,208	20,73,01,455

ABSTRACT TABLES
EXPORTS SUMMARY

(12)

No. 5—continued

SUMMARY of the VALUE of the EXPORTS of INDIAN MERCHANDISE to the BRITISH EMPIRE
—continued

	1930-31	1931-32	1932-33	1933-34	1934-35
	R	R	R	R	R
III.—ARTICLES WHOLLY OR MAINLY MANUFACTURED—					
A. Apparel	11,78,436	9,91,272	8,43,532	10,45,599	12,49,244
B. Arms, Ammunition and Military Stores	1,656	125	548	260	41
C. Chemicals, Drugs and Medicines	21,15,362	27,54,239	34,78,643	27,75,814	29,45,277
D. Cutlery, Hardware, Implements, and Instruments (excluding Electrical Instruments and Apparatus)	10,73,566	7,07,862	6,35,569	7,08,371	11,51,828
E. Dyes and Colours	56,96,678	51,28,483	42,30,888	44,05,445	39,66,365
F. Electrical Goods and Apparatus (other than Machinery)
G. Furniture, Cabinetware, and Manufactures of Wood and Timber	2,48,105	2,38,389	1,63,534	1,33,411	1,17,522
H. Glassware and Earthenware	1,65,885	2,02,190	1,27,361	1,19,738	1,02,928
I. Hides and Skins, tanned or dressed, and Leather .	5,89,13,905	4,94,33,090	4,48,15,016	5,49,02,983	5,11,29,271
J. Machinery of all kinds including Belting for Machinery	23,320	27,351	48,268	40,757	40,812
K. Metals—Iron and Steel and manufactures thereof	43,05,964	31,54,915	37,69,300	40,58,147	24,11,276
L. Metals other than Iron and Steel and manu- factures thereof	1,91,80,975	1,25,03,028	1,36,92,150	1,46,53,395	1,04,81,331
M. Paper, Pasteboard and Stationery	96,405	1,02,704	1,14,397	95,930	1,13,210
N. Rubber manufactures	32,749	6,263	431	950	47,813
O. Vehicles excluding Locomotives, etc., for Rail- ways	21,416	2,265	38,030	5,960	3,744
P. Cotton yarns and manufactures	2,84,90,820	2,40,87,854	1,95,20,912	1,54,99,325	1,64,40,206
Q. Jute	9,68,22,790	7,89,42,463	8,55,36,570	7,58,32,695	6,87,57,216
R. Silk	1,03,376	24,832	1,48,996	44,617	1,76,516
S. Woolen	44,20,367	45,13,850	49,79,039	63,05,215	81,61,421
T. Other yarns and textile fabrics	7,67,228	5,00,812	3,91,901	1,44,253	4,30,064
U. Miscellaneous articles wholly or mainly manu- factured	1,31,52,624	1,46,56,098	1,02,22,832	1,32,49,343	1,28,06,405
TOTAL, CLASS III	23,68,11,627	19,79,78,185	19,27,60,947	19,41,17,231	18,05,32,490
IV.—LIVING ANIMALS—					
A. Horses	14,000	1,500	64,000	43,750	2,06,230
B. Cattle	1,70,740	84,963	80,259	64,095	55,441
C. Sheep and Goats	20,57,082	12,76,833	7,78,504	7,84,445	8,38,838
D. Other living Animals	1,85,170	72,198	23,042	28,810	34,052
TOTAL, CLASS IV	24,26,992	14,35,494	9,45,805	9,26,100	11,34,561
V.—POSTAL ARTICLES	1,72,79,282	1,53,91,202	1,30,72,565	1,05,73,989	98,23,932
GRAND TOTAL	86,12,32,453	68,14,16,221	59,66,36,958	68,14,77,661	68,86,02,087

No. 5—continued

SUMMARY of the VALUE of the EXPORTS of INDIAN MERCHANDISE to FOREIGN COUNTRIES

	1930-31	1931-32	1932-33	1933-34	1934-35
	R	R	R	R	R
I.—FOOD, DRINK AND TOBACCO—					
A. Fish (excluding canned fish)	57,351	31,286	15,336	23,056	16,723
B. Fruits and Vegetables	33,44,647	50,72,368	31,59,443	62,23,404	72,90,519
C. Grain, Pulse and Flour	14,07,78,200	10,58,79,171	7,84,64,458	5,06,88,562	4,65,01,319
D. Liquors	328	436	388	..	61
E. Provisions and Oilman's stores	6,15,230	4,75,928	3,93,864	3,85,095	4,21,588
F. Spices	64,34,693	46,05,754	35,85,155	35,34,000	34,47,535
G. Sugar	25,569	18,571	25,380	16,638	13,097
H. Tea	2,03,37,800	1,28,22,359	1,00,37,745	80,42,655	76,46,658
I. Other Food and Drink	1,27,32,632	62,69,055	71,20,879	67,85,289	46,72,436
J. Tobacco	19,63,744	14,19,520	16,13,339	15,90,657	14,14,298
TOTAL, CLASS I	18,62,90,194	13,66,94,448	10,53,15,987	7,72,89,356	7,14,24,264
II.—RAW MATERIALS AND PRODUCE AND ARTICLES MAINLY UNMANU- FACTURED—					
A. Coal	2,96,567	3,71,557	4,14,471	96,024	35,949
B. Other Non-metallic mining and quarry products and the like	32,13,623	16,82,705	13,18,282	21,35,791	34,38,921
C. Fodder, Bran and Pollards	6,43,522	16,63,140	9,05,379	57,773	1,47,415
D. Gums, Resins and Lac	2,51,85,089	1,46,85,567	97,25,957	1,22,92,011	1,89,21,764
E. Hides and Skins, raw or undressed	4,89,62,686	3,06,91,043	2,09,08,830	3,21,29,110	2,47,33,514
F. Metallic ores and scrap iron or steel for re-manufacture	1,34,58,634	67,47,071	60,50,102	58,85,200	80,68,817
G. Oils—Vegetable, Mineral and Animal	20,77,225	21,06,467	14,76,971	16,53,162	22,48,952
H. Oilcakes of all kinds	81,13,519	1,00,64,764	1,06,17,367	63,63,498	60,75,831
I. Paper making materials	8,413	69,140	1,48,785	1,26,379	52,771
J. Rubber, raw or crude	6,35,874	2,22,074	35,761	4,60,493	6,48,247
K. Seeds including nuts for oils	14,72,89,673	12,32,51,550	9,77,60,762	9,98,07,466	6,42,40,090
L. Tallow, Stearine and Wax	4,06,285	1,21,044	2,62,124	50,907	34,768
M. Cotton, raw and waste	43,47,55,300	21,98,27,168	18,86,88,778	23,39,61,287	31,33,35,106
N. Jute	10,62,13,577	8,01,33,013	7,40,39,582	8,32,04,541	8,44,53,795
O. Silk	7,21,380	2,54,256	48,529	1,29,838	2,00,682
P. Wool	24,08,138	27,70,345	17,13,254	52,13,640	34,60,137
Q. Other textile materials	34,52,599	23,29,424	22,60,087	28,86,694	28,66,724
R. Wood and Timber	44,81,254	23,73,609	13,89,099	20,94,707	27,89,809
S. Miscellaneous	1,58,89,223	1,06,05,269	81,05,957	79,98,491	85,96,698
TOTAL, CLASS II	81,81,92,581	50,98,69,206	42,58,70,077	49,65,50,012	54,43,49,990

ABSTRACT TABLES
EXPORTS SUMMARY

(14)

No. 5—concluded

SUMMARY of the VALUE of the EXPORTS of INDIAN MERCHANDISE to FOREIGN COUNTRIES—continued

	1930-31	1931-32	1932-33	1933-34	1934-35
	R	R	R	R	R
III.—ARTICLES WHOLLY OR MAINLY MANUFACTURED—					
A. Apparel	7,87,789	3,46,081	3,28,508	3,65,319	5,54,214
B. Arms, Ammunition and Military Stores	7	..
C. Chemicals, Drugs and Medicines	1,32,87,090	99,59,647	24,89,206	86,53,214	20,19,958
D. Cutlery, Hardware, Implements, and Instruments (excluding Electrical Instruments and Apparatus)	2,96,438	2,77,597	2,44,308	2,69,420	3,01,412
E. Dyes and Colours	54,91,767	40,69,546	38,70,854	37,33,990	35,55,341
F. Electrical Goods and Apparatus (other than Machinery)
G. Furniture, Cabinetware, and Manufactures of Wood and Timber	2,52,451	96,898	1,41,630	1,65,803	1,22,134
H. Glassware and Earthenware	31,203	27,976	34,110	38,858	43,434
I. Hides and Skins, tanned or dressed, and Leather	49,97,303	40,86,606	28,26,685	33,05,340	36,59,057
J. Machinery of all kinds, including Belting for Machinery	19,037	5,149	20,629	12,220	13,187
K. Metals—Iron and Steel and manufactures thereof	1,30,81,671	99,40,776	53,47,877	66,13,576	70,49,458
L. Metals other than Iron and Steel and manufactures thereof	1,70,18,808	1,25,39,849	83,34,732	89,06,319	1,05,16,647
M. Paper, Pasteboard and Stationery	30,393	15,619	26,503	26,930	39,697
N. Rubber manufactures	20	..	510	392	2
O. Vehicles, excluding Locomotives, etc., for Railways	4,335	4,173	4,650	2,525	6,236
P. Cotton yarns and manufactures	2,36,63,606	2,40,95,267	1,33,90,165	1,17,63,775	1,00,40,011
Q. Jute	22,21,21,721	14,03,00,066	13,15,81,102	13,79,16,618	14,59,25,961
R. Silk	8,825	13,710	60,211	36,915	22,867
S. Woollen	27,60,651	14,35,005	18,01,447	10,94,337	10,16,190
T. Other yarns and textile fabrics	3,54,109	1,69,518	2,77,292	2,75,120	3,65,609
U. Miscellaneous articles wholly or mainly manufactured	3,16,75,786	2,08,64,182	2,12,70,458	2,16,75,822	1,91,91,525
TOTAL, CLASS III	33,58,83,003	22,82,47,665	19,20,50,677	20,48,56,400	20,44,42,940
IV.—LIVING ANIMALS—					
A. Horses	500	1,300	10,000
B. Cattle	79,800	..	1,800	8,000	6,330
C. Sheep and Goats	1,830	676	149	600	590
D. Other living Animals	90,952	62,678	62,292	49,673	72,797
TOTAL, CLASS IV	1,73,082	63,354	64,241	59,573	89,717
V.—POSTAL ARTICLES					
	31,55,025	25,93,200	27,83,024	29,16,058	32,35,499
GRAND TOTAL	134,36,93,885	87,74,69,873	72,60,84,006	78,16,71,399	82,35,42,410

No. 6

SUMMARY of the VALUE of the EXPORTS of BRITISH and FOREIGN MERCHANDISE to the BRITISH EMPIRE and FOREIGN COUNTRIES

	1930-31	1931-32	1932-33	1933-34	1934-35
	₹	₹	₹	₹	₹
I.—FOOD, DRINK AND TOBACCO—					
A. Fish (excluding canned fish)	3,62,632	4,49,217	2,43,533	2,21,990	88,000
B. Fruits and Vegetables	9,03,010	13,80,976	8,56,269	5,51,479	5,47,111
C. Grain, Pulse and Flour	6,559	3,49,015	917	1,175	13,004
D. Liquors	1,04,616	2,13,773	2,23,412	1,31,699	1,04,499
E. Provisions and Oilman's stores	3,51,221	4,03,200	1,21,318	1,04,519	1,50,503
F. Spices	5,05,297	1,97,971	3,98,325	2,44,214	63,137
G. Sugar	6,57,741	10,26,714	5,02,527	7,25,602	6,09,814
H. Tea	20,150	16,104	7,250	18,380	6,448
I. Other Food and Drink	2,67,503	1,14,377	10,181	64	417
J. Tobacco	59,147	63,408	33,258	56,984	1,30,883
TOTAL, CLASS I	32,37,886	42,14,755	23,96,990	20,56,106	17,13,816
II.—RAW MATERIALS AND PRODUCE AND ARTICLES MAINLY UN-MANUFACTURED—					
A. Coal, Coke and Patent Fuel	6,11,954	1,26,852	68,311	26,699	1,055
B. Other Non-metallic mining and quarry products and the like	2,77,045	1,86,266	1,11,840	1,46,163	1,53,518
C. Fodder, Bran and Pollards
D. Gums, Resins and Lac	14,89,064	10,20,984	7,10,552	6,10,206	5,55,804
E. Hides and Skins, raw or undressed	1,01,23,204	86,13,031	27,71,579	22,08,204	56,13,018
F. Metallic ores and scrap iron or steel for re-manufacture	11,96,127	13,63,461	9,88,476	14,95,878	10,02,219
G. Oils—Vegetable, Mineral and Animal	9,16,507	3,81,301	4,21,487	4,43,225	2,46,833
H. Oilcakes of all kinds
I. Paper making materials
J. Rubber, raw or crude
K. Seeds including nuts for oils	54,913	31,282	49,682	37,791	53,154
L. Tallow, Stearine and Wax	3,644	1,090	1,283	901	15,059
M. Cotton, raw and waste	1,14,836	1,70,210	89,156	6,08,818	4,86,330
N. Jute
O. Silk	61,655	23,180	19,724	21,399	17,743
P. Wool	28,51,780	36,73,760	12,97,710	31,19,132	15,76,548
Q. Other textile materials	8,730	..
R. Wood and Timber	31,745	8,758	22,226	19,550	34,426
S. Miscellaneous	4,20,086	2,32,064	3,07,470	5,02,419	8,36,228
TOTAL, CLASS II	1,81,52,560	1,58,32,239	68,59,496	92,49,115	1,05,91,935

ABSTRACT TABLES
RE-EXPORTS SUMMARY

(16)

No. 6—continued

SUMMARY of the VALUE of the EXPORTS of BRITISH and FOREIGN MERCHANDISE to the BRITISH EMPIRE and FOREIGN COUNTRIES—continued

	1930-31	1931-32	1932-33	1933-34	1934-35
	R	R	R	R	R
III.—ARTICLES WHOLLY OR MAINLY MANUFACTURED—					
A. Apparel	11,09,260	9,44,433	8,48,792	6,53,754	6,03,337
B. Arms, Ammunition and Military Stores	1,78,864	1,19,579	95,978	1,40,014	1,23,217
C. Chemicals, Drugs and Medicines	7,25,032	3,52,717	3,87,655	3,45,005	5,04,359
D. Cutlery, Hardware, Implements and Instruments (excluding Electrical Instruments and Apparatus)	31,02,625	36,83,465	32,90,451	27,44,636	26,07,238
E. Dyes and Colours	4,51,534	4,27,134	4,42,368	3,49,655	3,34,900
F. Electrical Goods and Apparatus (other than Machinery)	3,88,124	3,64,430	3,12,652	2,66,068	3,73,904
G. Furniture, Cabinetware and Manufactures of Wood and Timber	10,74,473	11,26,247	6,36,097	4,55,558	4,47,815
H. Glassware and Earthenware	3,80,142	3,07,168	2,55,541	2,91,548	2,96,199
I. Hides and Skins, tanned or dressed and Leather	6,79,025	1,39,147	56,640	77,092	69,052
J. Machinery of all kinds including Belting for Machinery	18,40,441	18,33,454	11,34,388	8,49,488	10,38,126
K. Metals—Iron and Steel and manufactures thereof	2,57,547	2,16,185	1,59,576	1,37,405	2,07,742
L. Metals other than Iron and Steel and manufactures thereof	8,05,998	5,29,902	7,27,523	9,93,850	18,02,009
M. Paper, Pastboard and Stationery	1,80,915	1,77,536	1,77,598	1,37,642	1,28,601
N. Rubber manufactures	29,63,901	26,53,912	14,57,754	1,97,792	2,11,772
O. Vehicles excluding Locomotives, etc., for Railways	16,56,112	14,79,711	11,26,181	14,60,294	25,56,981
P. Cotton yarns and manufactures	54,24,315	43,66,443	57,37,666	58,84,330	30,25,059
Q. Jute
R. Silk	1,46,552	1,48,612	2,38,948	5,28,319	17,79,503
S. Woollen	41,82,486	30,89,150	19,86,461	13,59,761	10,47,320
T. Other yarns and textile fabrics	9,74,574	15,49,197	11,27,589	35,00,882	38,55,686
U. Miscellaneous articles wholly or mainly manufactured	18,80,099	15,44,597	11,68,713	11,08,288	10,39,987
TOTAL, CLASS III	2,84,02,019	2,50,53,019	2,13,69,171	2,14,81,411	2,20,50,507
IV.—LIVING ANIMALS—					
A. Horses	3,03,193	2,39,525	3,71,566	1,65,100	2,10,200
B. Cattle
C. Sheep and Goats
D. Other living Animals	11,305	16,480	9,665	1,30,460	15,307
TOTAL, CLASS IV	3,14,498	2,56,005	3,81,231	2,95,560	2,25,507
V.—POSTAL ARTICLES	13,33,352	12,30,242	11,86,558	10,91,377	8,74,951
GRAND TOTAL	5,14,40,315	4,65,86,260	3,21,93,446	3,41,73,569	3,54,56,716

No. 6—continued

SUMMARY of the VALUE of the EXPORTS of BRITISH and FOREIGN MERCHANDISE to the BRITISH EMPIRE

	1930-31	1931-32	1932-33	1933-34	1934-35
	R	R	R	R	R
I.—FOOD, DRINK AND TOBACCO—					
A. Fish (excluding canned fish)	3,62,632	4,48,767	2,43,113	2,21,990	88,000
B. Fruits and Vegetables	4,72,346	8,23,665	4,03,721	3,50,496	2,72,840
C. Grain, Pulse and Flour	18	1,58,670	800	175	12,760
D. Liquors	63,797	1,46,656	1,39,501	65,059	60,245
E. Provisions and Oilman's stores	2,78,305	3,16,461	72,433	60,819	1,11,007
F. Spices	1,83,574	71,471	1,49,485	62,231	23,094
G. Sugar	4,03,331	5,33,890	3,13,935	1,76,621	3,51,846
H. Tea	100	5,251	1,213	1,370	247
I. Other Food and Drink	83,021	34,725	10,181	52	87
J. Tobacco	33,050	43,649	26,267	35,560	66,220
TOTAL, CLASS I	18,80,171	25,83,205	14,50,649	9,74,373	9,86,346
II.—RAW MATERIALS AND PRODUCE AND ARTICLES MAINLY UNMANUFACTURED—					
A. Coal, Coke and Patent fuel	97,280	90,737	54,614	18,000	70
B. Other Non-metallic mining and quarry products and the like	1,67,234	54,880	30,310	63,230	63,445
C. Fodder, Bran and Pollards
D. Gums, Resins and Lac	2,96,965	3,16,510	2,30,905	1,30,477	1,46,837
E. Hides and Skins, raw or undressed	99,58,679	81,12,261	26,40,707	22,01,302	56,05,829
F. Metallic ores and scrap iron or steel for re-manufacture	1,560	17,226	535	3,315	1,982
G. Oils—Vegetable, Mineral and Animal	3,33,552	2,37,240	1,60,049	56,592	1,08,196
H. Oilcakes of all kinds
I. Paper making materials
J. Rubber, raw or crude
K. Seeds including nuts for oils	6,541	21,890	15,111	26,039	41,243
L. Tallow, Stearine and Wax	3,280	110	1,283	764	14,219
M. Cotton, raw and waste	56,903	1,70,125	40,961	2,15,639	31,325
N. Jute
O. Silk	6,000	8,610	12,470	15,100	13,999
P. Wool	17,74,850	17,69,672	7,97,539	9,31,732	3,19,893
Q. Other textile materials	1,500	..
R. Wood and Timber	21,379	5,495	7,404	4,227	10,080
S. Miscellaneous	1,11,831	58,440	1,05,111	1,38,521	68,994
TOTAL, CLASS II	1,28,36,054	1,08,63,196	40,07,409	38,06,438	64,26,112

ABSTRACT TABLES
RE-EXPORTS SUMMARY

(18)

No. 6—continued

SUMMARY of the VALUE of the EXPORTS of BRITISH and FOREIGN MERCHANDISE to the BRITISH EMPIRE—continued

	1930-31	1931-32	1932-33	1933-34	1934-35
	R	R	R	R	R
III.—ARTICLES WHOLLY OR MAINLY MANUFACTURED—					
A. Apparel	6,67,152	6,06,876	5,84,525	4,57,100	4,30,940
B. Arms, Ammunition and Military Stores	1,31,441	1,10,963	83,434	1,29,518	1,16,059
C. Chemicals, Drugs and Medicines	2,14,705	2,13,717	2,35,224	1,89,177	1,92,898
D. Cutlery, Hardware, Implements and Instruments (excluding Electrical instruments and Apparatus)	17,62,978	21,98,161	21,15,972	17,95,566	17,85,498
E. Dyes and Colours	2,19,758	1,85,150	1,54,377	1,20,120	1,07,003
F. Electrical Goods and Apparatus (other than Machinery)	2,08,279	1,72,049	2,37,093	1,26,459	2,06,238
G. Furniture, Cabinetware and Manufactures of Wood and Timber	9,81,177	10,64,107	6,08,101	4,19,680	3,92,826
H. Glassware and Earthenware	2,47,128	2,06,584	1,46,556	1,53,335	1,63,641
I. Hides and Skins, tanned or dressed, and Leather	4,58,031	86,827	35,078	56,822	52,187
J. Machinery of all kinds including Belting for Machinery	11,78,266	12,04,945	7,04,747	4,93,561	5,36,725
K. Metals—Iron and Steel and manufactures thereof.	1,75,294	1,43,754	1,14,020	78,737	1,48,163
L. Metals other than Iron and Steel and manufactures thereof	2,86,346	2,57,977	2,86,243	5,12,413	5,26,885
M. Paper, Pasteboard and Stationery	1,03,591	80,325	1,19,443	68,425	77,218
N. Rubber manufactures	5,37,535	4,38,386	1,33,027	83,277	1,43,050
O. Vehicles excluding Locomotives, etc., for railways	11,76,806	10,91,985	8,28,842	12,13,310	20,54,592
P. Cotton yarns and manufactures	16,11,473	15,49,784	13,79,689	15,44,617	14,01,940
Q. Jute " " "
R. Silk " " "	75,877	88,205	1,85,756	4,20,092	16,44,588
S. Woollen " " "	18,36,581	22,85,349	13,10,873	8,11,752	7,56,725
T. Other yarns and textile fabrics	5,77,806	7,01,190	6,36,148	21,32,685	20,69,598
U. Miscellaneous articles, wholly or mainly manufactured	13,84,566	11,33,817	9,36,450	7,31,378	6,88,617
TOTAL, CLASS III	1,38,34,590	1,38,20,151	1,08,35,598	1,15,38,024	1,34,95,389
IV.—LIVING ANIMALS—					
A. Horses	2,67,193	2,28,525	3,67,566	1,31,900	2,01,700
B. Cattle
C. Sheep and Goats
D. Other living animals	10,455	15,955	7,950	5,955	6,052
TOTAL, CLASS IV	2,77,648	2,44,480	3,75,516	1,37,855	2,08,652
V.—POSTAL ARTICLES	9,27,577	8,48,229	9,08,360	7,14,821	5,32,022
GRAND TOTAL	2,97,56,040	2,83,59,261	1,76,67,622	1,71,71,511	2,16,48,521

No. 6—continued

SUMMARY of the VALUE of the EXPORTS of BRITISH and FOREIGN MERCHANDISE to FOREIGN COUNTRIES

	1930-31	1931-32	1932-33	1933-34	1934-35
	R	R	R	R	R
I.—FOOD, DRINK AND TOBACCO—					
A. Fish (<i>excluding</i> canned fish)	450	420
B. Fruits and Vegetables	4,30,664	5,57,311	3,62,548	2,00,983	2,74,271
C. Grain, Pulse and Flour	6,544	1,90,345	117	1,000	244
D. Liquors	40,819	67,117	83,911	66,640	44,254
E. Provisions and Oilman's stores	72,926	86,739	48,885	43,700	39,496
F. Spices	3,21,723	1,26,500	2,48,840	1,81,983	40,043
G. Sugar	2,54,410	4,92,824	1,88,592	5,48,981	2,57,968
H. Tea	20,050	10,853	6,037	17,010	6,201
I. Other Food and Drink	1,84,482	79,652	..	12	330
J. Tobacco	26,097	19,759	6,991	21,424	64,663
TOTAL, CLASS I	13,57,715	16,31,550	9,46,341	10,81,738	7,27,470
II.—RAW MATERIALS AND PRODUCTS AND ARTICLES MAINLY UNMANUFACTURED—					
A. Coal, Coke, and Patent Fuel	5,14,674	36,115	13,697	8,699	985
B. Other Non-metallic mining and quarry products and the like	1,09,811	1,31,386	81,530	82,933	90,073
C. Fodder, Bran and Pollards
D. Gums, Resins and Lac	11,92,099	7,04,474	4,79,647	4,79,729	4,08,967
E. Hides and Skins, raw or undressed	1,64,525	5,00,770	1,30,872	6,902	7,189
F. Metallic ores and scrap iron or steel for remanufacture	11,94,567	13,46,235	9,87,941	14,92,563	10,00,237
G. Oils—Vegetable, Mineral and Animal	5,82,955	1,44,061	2,61,438	3,86,633	1,38,637
H. Oilcakes of all kinds
I. Paper making materials
J. Rubber, raw or crude
K. Seeds, <i>including</i> nuts for oils	48,372	9,392	34,671	11,752	11,911
L. Tallow, Stearine and Wax	364	980	..	137	840
M. Cotton, raw and waste	57,933	85	48,195	3,93,179	4,55,005
N. Jute
O. Silk	55,655	14,570	7,254	6,299	3,744
P. Wool	10,76,930	19,04,088	5,00,171	21,87,400	12,86,655
Q. Other textile materials	7,230	..
R. Wood and Timber	10,366	3,263	14,822	15,323	24,346
S. Miscellaneous	3,08,255	1,73,624	2,01,859	3,63,898	7,67,234
TOTAL, CLASS II	53,16,506	49,69,043	27,61,997	54,42,677	41,65,823

SUMMARY of the VALUE of the EXPORTS of BRITISH and FOREIGN MERCHANDISE to FOREIGN COUNTRIES—continued.

	1930-31	1931-32	1932-33	1933-34	1934-35
	R	R	R	R	R
III.—ARTICLES WHOLLY OR MAINLY MANUFACTURED—					
A. Apparel	4,42,108	3,37,557	2,84,267	1,96,654	1,72,397
B. Arms, Ammunition and Military Stores . . .	47,423	8,616	12,544	10,526	7,158
C. Chemicals, Drugs and Medicines	5,10,327	1,39,000	1,52,431	1,55,828	3,11,463
D. Cutlery, Hardware, Implements, and Instruments ^s (excluding Electrical instruments and Apparatus ^s)	13,39,647	14,85,304	11,74,479	9,49,070	8,21,740
E. Dyes and Colours	2,31,776	2,41,984	2,87,991	2,29,535	2,27,897
F. Electrical Goods and Apparatus (other than Machinery)	1,79,845	1,92,381	75,559	1,39,609	1,67,666
G. Furniture, Cabinetware and Manufactures of Wood and Timber	93,296	62,140	28,596	35,878	54,989
H. Glassware and Earthenware	1,33,014	1,00,584	1,08,985	1,38,213	1,32,558
I. Hides and Skins, tanned or dressed, and Leather .	2,20,994	52,320	21,562	20,270	16,865
J. Machinery of all kinds including Belting for Machinery	6,62,175	6,28,509	4,29,641	3,55,927	5,01,401
K. Metals—Iron and Steel and manufactures thereof	82,253	72,431	45,556	58,668	59,579
L. Metals other than Iron and Steel and manufac- tures thereof	5,19,652	2,71,925	4,41,280	4,81,437	12,75,124
M. Paper, Pasteboard and Stationery	77,324	97,211	58,155	69,217	49,383
N. Rubber manufactures	24,26,366	22,15,526	13,24,727	1,14,515	68,722
O. Vehicles excluding Locomotives, etc., for rail- ways	4,79,306	3,87,726	2,97,339	2,46,984	5,02,389
P. Cotton yarns and manufactures	38,12,842	28,16,659	43,57,977	43,39,713	16,23,119
Q. Jute " " "
R. Silk " " "	70,875	60,407	53,192	1,08,227	1,34,915
S. Woollen " " "	23,45,905	8,03,801	6,75,538	5,48,009	2,90,595
T. Other yarns and textile fabrics	3,96,768	8,48,007	4,91,441	13,68,197	17,86,088
U. Miscellaneous articles wholly or mainly manu- factured	4,95,533	4,10,780	2,32,263	3,76,910	3,51,070
TOTAL, CLASS III	1,45,67,429	1,12,32,868	1,05,33,573	99,43,387	85,55,118
IV.—LIVING ANIMALS—					
A. Horses	36,000	11,000	4,000	33,200	8,500
B. Cattle
C. Sheep and Goats
D. Other living Animals	850	525	1,715	1,24,505	8,355
TOTAL, CLASS IV	36,850	11,525	5,715	1,57,705	16,855
V.—POSTAL ARTICLES	4,05,775	3,82,013	2,78,198	3,76,556	3,42,929
GRAND TOTAL	2,16,84,275	1,82,26,999	1,45,25,824	1,70,02,058	1,38,08,165

VALUE of IMPORTS of MERCHANDISE (exclusive of GOVERNMENT STORES) from PRINCIPAL COUNTRIES
into BRITISH INDIA

COUNTRIES	1930-31	1931-32	1932-33	1933-34	1934-35
	R	R	R	R	R
UNITED KINGDOM (including Channel Islands)	61,28,70,742	44,81,43,640	48,79,77,330	47,58,08,903	53,72,05,508
BRITISH POSSESSIONS—					
Europe—					
Irish Free State*	—	—	—	16,033	64,745
Gibraltar	1,28,857	38,808	35,139	20,035	40,782
Malta and Gozo	302	3,241	15,478	7,453	23,859
Asia—					
Cyprus	379	709	1,710	30,024	1,65,849
Palestine	42,484	58,759	1,82,841	1,38,507	1,08,592
Aden and Dependencies	38,01,907	53,17,515	44,70,041	49,26,919	41,94,370
Bahrain Islands	7,90,740	7,58,794	8,34,483	8,04,616	6,80,040
Ceylon (excluding Maldives)	1,48,46,019	1,86,77,539	1,76,40,787	1,28,88,049	1,28,70,016
Maldives	78,980	58,761	53,096	64,520	40,808
Straits Settlements	3,96,80,346	2,86,84,039	2,78,63,056	2,68,23,626	3,11,87,521
Federated Malay States	1,45,557	1,31,073	1,14,872	73,287	1,16,680
Non-Federated Malay States*	—	—	—	2,439	660
British Borneo	30,47,452	24,66,953	25,81,790	26,82,481	34,30,555
Hongkong	86,32,190	52,98,938	51,79,020	44,72,046	39,08,392
Africa—					
Gambia	8,777
Nigeria (including British Mandated Territory of Cameroons)	89,248
Union of South Africa	43,45,594	21,89,417	19,02,614	25,92,312	26,28,567
Rhodesia Northern	4,187†	265†	560	..
„ Southern
Zanzibar and Pemba	84,70,457	41,83,261	35,24,020	35,21,572	31,79,091
Kenya Colony	3,00,96,707	3,26,79,419	1,86,78,055	2,12,56,818	2,87,87,010
Uganda Protectorate	140	165	1,717	33,960	30,419
Tanganyika Territory	11,07,318	6,04,092	11,23,741	24,76,377	29,20,767
Nyasaland Protectorate	777	..	799	151	1,618
Somaliand Protectorate	12,678	10,528	3,371	14,515	11,208
Anglo-Egyptian Sudan	50,545	17,14,809	66,43,598	7,41,606	29,67,118
Mauritius and Dependencies	87,278	12,727	5,834	14,710	47,650
Seychelles	1,45,052	2,34,657	6,35,899	2,31,016	47,420
America—					
Canada—					
West Atlantic Coast	1,31,49,066	39,73,494	26,56,107	65,09,551	88,92,497
„ Pacific „	1,07,923	1,93,010	6,08,285	2,57,877	2,64,334
Newfoundland and Labrador	161
British West India Islands (excluding Bahamas)	15,284	83,593	21,179	6,535	15,309
Oceania—					
Commonwealth of Australia	2,41,76,379	1,58,36,605	1,00,85,266	1,02,43,155	96,69,674
New Zealand	3,40,983	3,60,144	3,27,627	2,18,142	3,00,807
Fiji Islands	1,937	151	1,193	2,971	1,454
TOTAL BRITISH POSSESSIONS	14,73,19,933	11,85,26,097	10,58,46,216	10,11,81,553	11,62,32,733
TOTAL BRITISH EMPIRE	76,01,90,675	56,66,68,618	59,38,23,561	57,70,50,516	65,35,28,241

* Separately shown from 1933-34.

† Figures prior to 1933-34 relate to Rhodesia.

ABSTRACT TABLES
IMPORTS FROM PRINCIPAL COUNTRIES

(22)

No. 7—continued

VALUE of IMPORTS of MERCHANDISE (exclusive of GOVERNMENT STORES) from PRINCIPAL COUNTRIES
into BRITISH INDIA—continued

COUNTRIES	1930-31	1931-32	1932-33	1933-34	1934-35
	₹	₹	₹	₹	
WESTERN COUNTRIES—					
Europe—					
U. S. S. R.—					
Northern	2,38,201	3,18,608	3,48,691	2,11,408	2,81,415
Southern	2,87,54,520	2,76,19,250	1,94,06,623	1,81,71,385	1,58,91,047
Pacific Ports (in Asia)	9,767	..	4,499	499	..
Finland	16,68,485	13,98,777	17,74,022	16,76,987	19,47,502
Estonia	13,12,925	3,46,075	6,01,159	10,60,461	10,51,947
Latvia	3,46,921	2,07,404	1,01,403	1,00,572	82,388
Lithuania	65,051	2,28,446	50,388	83,411	47,592
Sweden	97,75,032	87,86,345	95,59,521	1,02,06,757	98,98,827
Norway	85,52,054	48,47,419	66,27,369	60,92,939	49,85,382
Poland (including Danzig)	81,42,125	28,32,793	22,54,009	18,85,832	25,31,033
Denmark	11,18,931	16,34,432	20,89,485	17,03,381	14,30,436
Germany	12,38,41,540	10,19,81,240	10,38,72,100	8,88,50,859	10,10,52,803
Netherlands	3,22,33,647	2,04,27,113	1,69,14,206	1,81,62,799	1,29,91,101
Belgium	4,66,92,233	3,01,57,097	3,41,83,643	2,66,12,597	2,15,82,657
Luxemburg	18,19,377	20,03,486	13,55,889	14,26,732	14,16,464
France	2,88,89,855	2,17,20,409	2,08,82,897	1,50,71,617	1,52,01,344
Spain	27,00,650	19,19,609	24,81,108	20,90,828	24,12,325
Portugal (including Azores and Madeira)	4,30,821	2,92,030	2,99,899	3,25,032	3,99,762
Switzerland	1,26,83,938	1,22,28,637	1,29,01,553	1,02,41,870	1,33,64,200
Italy (including Fiume)	4,50,71,989	3,58,92,009	3,95,00,861	2,91,28,490	3,01,83,401
Austria	61,56,282	71,46,816	65,20,002	52,35,497	53,13,007
Hungary	21,52,829	3,19,720	5,16,874	10,56,000	7,77,201
Czechoslovakia	97,03,011	72,83,839	77,72,621	80,34,423	87,91,708
Yugoslavia (Kingdom of the Serbs, Croats and Slovenes)	6,16,340	5,30,599	6,33,038	5,53,710	5,88,849
Albania	18,141	10
Bulgaria	281	..
Roumania	7,27,074	33,32,341	52,00,479	8,98,386
Greece (including Crete)	2,18,145	3,28,557	4,50,496	2,96,068	2,12,325
Turkey, European	28,563	8,580	21,414	4,836	52,713
Turkey, Asiatic	12,194	22,174	37,676	80,488	1,41,422
Asia—					
Syria	4,237	73,654	11,344	11,579	23,090
Mascat Territory and Trucial Oman	25,87,255	27,34,754	23,43,442	22,48,001	21,01,741
Other Native States in Arabia	3,79,536	3,08,733	2,86,222	5,86,768	6,55,465
Iraq	1,00,03,158	57,89,340	43,26,648	39,36,295	52,45,300
Iran	3,71,65,124	2,75,93,779	1,98,27,092	1,44,51,847	2,08,50,711
Hejaz and Nejd	1,009	1,553	13,190	80	261
Sumatra	2,06,817	15,20,947	17,48,044	14,23,683	45,24,803
Jav	10,34,17,340	4,84,72,226	3,73,50,327	2,38,89,881	1,90,67,874

No. 7—concluded

VALUE of IMPORTS of MERCHANDISE (exclusive of GOVERNMENT STORES) from PRINCIPAL COUNTRIES
into BRITISH INDIA—concluded

COUNTRIES	1980-81	1981-82	1982-83	1983-84	1984-8
	₹	₹	₹	₹	₹
FOREIGN COUNTRIES—continued					
Asia—continued					
Borneo (Dutch)	51,81,929	66,84,562	48,74,507	32,15,784	30,08,316
Dutch New Guinea	10,87,228	16,61,523	180	..
Celebes and other Islands	81,65,668	4,177	8,25,340	18,636	7,085
Siam	17,92,666	18,91,009	22,62,954	44,74,793	1,98,87,148
French Indo-China	5,49,470	18,79,584	10,86,874	18,79,297	66,59,740
Philippines	5,38,926	5,11,823	8,20,880	8,46,322	8,75,171
Macao	910
Japan	24,51,10,972	18,88,06,671	20,47,76,116	16,85,51,011	20,79,02,319
Korea	81,878
Formosa	240	5,362
China (exclusive of Hongkong and Macao)	8,83,12,719	2,78,60,612	2,04,91,217	2,22,61,866	2,66,68,981
Africa—					
Egypt	2,58,85,415	1,47,02,267	95,55,246	67,60,596	1,07,49,704
Tripoli (Libya)	439	3	..	8,912	2
Tunis	324
Algeria	797	1,919
Morocco French Protectorate	12
Canary Islands	8,318	22,619	81,791	19,649	1,19,923
Belgian Congo (including Ruanda Urundi)	5	..	1,400	..
Portuguese West Africa	19	..	80	100
Portuguese East Africa	11,06,598	12,03,090	18,98,865	22,22,853	27,07,239
Madagascar and Kerguelon	18,912	28,058	17,147	14,888	15,910
Reunion	166	57	..	3,66,722	..
Italian East Africa (Somaliland and Eritrea)	22,85,686	10,16,643	14,62,619	1,97,532	1,32,206
French Somaliland	1,91,129	2,189	73,719	133	5,470
Abyssinia	129	16	848
America—					
United States of America—					
Via Atlantic Coast	18,69,49,012	10,75,40,866	10,79,11,842	6,66,29,034	7,87,66,937
.. Pacific	1,51,28,542	2,08,21,877	45,99,936	51,51,976	58,76,076
Cuba	2,885	5,741	290
Haiti and St. Domingo	1,151	1,688	814	666	248
Porto Rico	122	..
French West Indies (Guadelope and Martinique)	14
Dutch West Indies (Curacao)	561
Mexico	246	81,866	9,80,686	3,20,800	5,26,846
Colombia	240	..	2,468	60	..
Panama (including Panama Canal Zone)	100	67
Venezuela	644
Brazil	1,753	1,082	236	275	68,627
Uruguay	15,519	805	130
Argentine Republic (including the Atlantic Coast of Patagonia)	10,866	12,455	14,355	19,783	15,700
Chile (including the Pacific Coast of Patagonia)	5,23,821	963	6,720	8,764	47,001
Peru	86,780	11,92,080
Ecuador	5,88,498
Hawaii	618
Other Islands in the Pacific	50
TOTAL FOREIGN COUNTRIES	88,77,46,188	69,70,45,497	78,20,19,614	57,65,19,628	66,99,81,486
TOTAL IMPORTS	104,79,86,868	126,37,14,115	182,58,48,175	116,35,70,144	132,29,09,727

ABSTRACT TABLES
EXPORTS TO PRINCIPAL COUNTRIES
INDIAN MERCHANDISE

(24)

No. 8.

VALUE of EXPORTS of INDIAN MERCHANDISE (exclusive of GOVERNMENT STORES) to PRINCIPAL COUNTRIES from BRITISH INDIA

COUNTRIES	1930-31	1931-32	1932-33	1933-34	1934-35
	R	R	R	R	R
UNITED KINGDOM (including Channel Islands)	51,77,33,861	42,87,59,075	30,82,47,048	47,20,87,078	47,81,00,404
†FOR ORDERS' CARGOES (a)—					
UNITED KINGDOM (including Channel Islands)	—	—	—	—	11,89,996
BRITISH POSSESSIONS—					
Europe—					
Irish Free State*	—	—	—	16,56,009	14,88,275
Gibraltar	94,034	85,535	54,794	22,984	27,272
Malta and Gozo	18,151	17,991	42,974	90,409	84,244
Asia—					
Cyprus	1,28,326	1,73,557	1,52,238	1,69,400	2,88,978
Palestine	3,03,058	5,59,980	6,30,081	10,29,327	8,81,181
Aden and Dependencies	1,25,85,528	77,11,436	61,25,109	65,10,888	64,40,705
Bahrain Islands	60,25,017	49,05,328	37,73,371	27,60,504	20,46,268
Ceylon (excluding Maldives)	11,08,86,331	7,68,87,742	6,52,06,878	5,00,76,185	6,36,74,562
Maldives	1,24,316	1,16,145	1,91,635	71,018	1,80,625
Straits Settlements	6,19,32,993	4,05,35,290	3,56,45,236	3,26,40,939	3,15,76,508
Federated Malay States	1,12,52,428	70,97,929	56,64,895	51,28,027	56,15,572
Non-Federated Malay States*	—	—	—	—	8,971
British Borneo	1,91,319	11,538	15,829	16,158	31,858
Hongkong	1,63,64,458	1,80,09,600	1,41,95,608	1,07,63,470	56,93,910
Africa—					
Gambia	2,32,229	5,536	26,108	1,18,022	1,47,555
Sierra Leone	20,840	14,007	1,45,101	2,54,012	4,00,154
Gold Coast (including Br. Mandated Territory of Togoland)	6,50,974	6,04,432	7,07,922	8,28,450	8,23,928
Nigeria (including Br. Mandated Territory of Cameroons)	10,48,402	12,51,568	15,57,660	16,62,660	24,91,389
Protectorate of South-West Africa	17,527	—	—	508	248
Union of South Africa	1,98,13,115	1,48,71,474	1,24,19,103	1,20,49,230	1,42,35,211
Rhodesia, Northern	2,100†	—	—	—	—
„ Southern	—	—	—	988	—
Zanzibar and Pemba	39,43,281	30,90,629	22,68,576	20,28,493	15,89,891
Kenya Colony	64,57,748	45,79,299	41,24,911	37,06,199	35,43,700
Uganda Protectorate	3,85,611	1,24,111	79,853	92,576	1,31,979
Tanganyika Territory	32,33,237	28,96,336	16,03,973	11,71,870	10,51,117
Nyasaland Protectorate	—	3,325	4,975	—	421
Somaliand Protectorate	4,75,714	3,12,408	3,96,098	2,77,476	2,24,843
Anglo-Egyptian Sudan	28,46,773	25,29,558	21,40,990	20,33,886	22,70,711
Mauritius and Dependencies	1,09,97,213	88,46,720	74,40,190	65,52,520	86,75,860
Seychelles	5,27,309	4,29,923	4,64,540	2,68,578	3,64,164
Socotra*	—	—	—	14,305	1,08,551
America—					
Canada—					
Via Atlantic Coast	1,33,21,605	1,05,38,466	1,15,77,558	1,51,10,931	1,42,22,170
„ Pacific „	37,72,719	42,21,948	46,79,636	36,98,978	29,63,442
Newfoundland and Labrador	—	250	—	—	—
Bermuda	4,347	1,991	1,713	2,846	2,408
Bahamas	2,133	—	7,323	24,591	54,717
British West India Islands (excluding Bahamas)	30,93,677	30,02,492	25,52,090	24,97,641	36,31,174
British Honduras	3,495	2,356	7,308	31,021	28,569
British Guiana	6,10,818	5,41,748	7,36,151	5,94,030	4,97,296
Falkland Islands	1,620	—	1,744	—	—
Oceania—					
Commonwealth of Australia	4,47,43,538	2,95,00,830	3,89,40,570	2,98,06,626	2,71,23,831
Territory of Papua	8,06,008	3,25,403	4,45,659	3,18,600	2,41,041
Other British Pacific Islands*	—	—	—	—	379
New Zealand	63,02,168	34,97,679	38,48,595	52,94,686	49,73,955
Cook Islands*	—	—	—	—	700
Tiwi Islands	5,64,712	4,00,591	6,07,807	4,04,673	3,67,195
Total 'For Orders' Cargoes (a)	—	—	—	—	5,99,100
TOTAL BRITISH POSSESSIONS	84,34,98,592	25,26,57,146	23,33,90,970	20,93,89,083	20,93,56,938
TOTAL BRITISH EMPIRE	86,12,32,453	68,14,16,321	59,66,36,958	68,14,77,661	68,80,02,987

*Separately shown from 1933-34.
†Figures prior to 1933-34 relate to Rhodesia.
(a) Specified separately from 1934-35 and subject to subsequent adjustment.

ABSTRACT TABLES
EXPORTS TO PRINCIPAL COUNTRIES
INDIAN MERCHANDISE

No. 8—continued

VALUE of EXPORTS of INDIAN MERCHANDISE (exclusive of GOVERNMENT STORES) to PRINCIPAL COUNTRIES from BRITISH INDIA—continued

COUNTRIES	1930-31	1931-32	1932-33	1933-34	1934-35
	R	R	R	R	R
FOREIGN COUNTRIES—					
Europe—					
U. S. S. R.—					
Northern	8,39,877	8,48,526	8,37,843	2,43,036	10,245
Southern	38,51,002	24,36,807	17,94,301	5,63,326	8,25,984
Pacific Ports (in Asia)	27,45,738	80,05,342	16,32,021	—	..
Finland	4,57,436	7,21,606	2,36,559	4,97,048	19,64,577
Estonia	2,000	..	2,860	61,878
Latvia	1,000	10,397
Lithuania	78,339
Sweden	36,88,165	20,80,440	23,16,894	38,57,349	37,89,207
Norway	57,23,907	44,30,247	31,30,333	37,75,690	35,49,455
Poland (including Danzig)	37,80,218	50,40,969	23,29,506	40,77,196	58,17,090
Denmark	15,80,421	13,83,124	10,01,075	16,13,924	14,92,363
Germany	14,26,39,215	10,27,85,550	8,59,03,712	9,33,63,622	7,09,90,323
Netherlands	6,66,71,264	5,09,55,330	4,12,70,887	4,21,19,813	3,32,73,348
Belgium	7,53,11,727	4,45,52,059	4,01,50,383	4,48,32,660	4,30,15,252
France	11,08,00,025	7,63,55,769	8,07,61,662	7,37,15,375	5,39,17,645
Spain	2,37,31,635	1,33,95,087	1,37,06,538	1,41,17,890	1,38,12,346
Portugal (including Azores and Madeira)	9,05,614	9,44,532	9,24,022	6,98,352	12,57,334
Switzerland	23,796	8,601	10,359	1,03,177	2,14,419
Italy (including Fiume)	7,94,98,594	5,49,95,803	4,78,14,555	5,75,37,344	5,83,88,452
Austria	37,338	21,542	39,606	72	1,25,046
Hungary	2,55,120	11,980	244	..	1,55,260
Czechoslovakia	2,26,205	63,062	2,61,675	4,06,610	6,09,085
Yugo-Slavia (Kingdom of the Serbs, Croats and Slovenes)	485	1,709	1,42,625	..	50,887
Albania	30
Bulgaria	8,56,718	6,98,395	2,89,384	2,46,914	4,77,207
Roumania	2,05,009	2,00,511	4,19,869	5,65,382	5,26,776
Greece (including Crete)	48,51,462	32,79,323	25,99,109	46,24,200	50,92,336
Turkey, European	16,50,355	14,60,824	16,47,492	17,99,337	14,52,094
Turkey, Asiatic	15,13,776	11,56,533	13,66,044	17,76,683	16,44,669
Asia—					
Syria	18,61,600	19,67,431	15,61,400	17,79,646	21,16,004
Maakat Territory and Trucial Oman	56,37,523	41,13,216	37,94,277	30,38,792	32,75,139
Other Native States in Arabia	97,13,167	75,86,199	58,03,888	44,39,501	47,69,037
Iraq	83,46,732	78,90,505	52,40,137	40,25,470	36,64,977
Iran	1,22,55,170	1,08,84,320	55,34,984	56,56,538	35,39,981
Henjam Islands	78,351	40,835	59,385	70,395	68,726
Afghanistan	11,345	30,925	2,700	1,605	..
Sumatra	1,52,24,378	68,28,456	47,74,955	43,71,005	43,19,033
Java	2,58,66,620	1,70,89,831	70,70,253	44,87,648	48,53,907
Borneo (Dutch)	3,77,705	2,87,301	2,72,703	3,13,633	2,25,372
Dutch New Guinea	20
Celebes and other Islands	7,22,108	3,22,347	4,12,459	6,84,577	10,38,745
Siam	99,54,204	76,37,307	45,46,990	92,91,173	1,14,82,434
French Indo-China	80,81,137	73,52,019	37,51,564	58,60,041	49,36,975
Philippines	49,14,312	40,59,070	47,50,899	41,42,494	23,54,109
Japan	23,78,48,660	13,94,33,225	19,95,09,773	12,61,20,536	24,14,22,334
Korea	5,50,556	20	..
Formosa	11,72,839	11,50,454	15,92,940	3,95,553	3,19,635
China (exclusive of Hongkong and Macao)	13,21,20,529	7,79,71,369	2,56,57,533	4,44,85,702	2,61,37,200

ABSTRACT TABLES
EXPORTS TO PRINCIPAL COUNTRIES
INDIAN MERCHANDISE

(26)

No. 8—concluded

VALUE of EXPORTS of INDIAN MERCHANDISE (exclusive of GOVERNMENT STORES) to PRINCIPAL COUNTRIES from BRITISH INDIA—concluded

COUNTRIES	1930-31	1931-32	1932-33	1933-34	1934-35
	R	R	R	R	R
Foreign Countries—continued					
Africa—					
Egypt	3,61,67,310	1,90,57,969	1,08,59,842	1,15,27,181	1,24,58,012
Tripoli (Libya)	8,266	76,697	51,525	39,550	49,542
Tunis	69,002	9,427	34,718	32,337	44,044
Algeria	20,029	19,120	39,230	25,580	11,623
Morocco*	1,94,584	1,47,057	1,46,155	—	—
" Spanish	—	—	—	65,479	14,795
" French Protectorate	—	—	—	16,975	42,782
" Tangier	—	—	—	1,01,094	1,37,613
Canary Islands	508	11,805	9,016	20,355
Spanish West Africa	24,147	802
French West Africa (including French Mandated Territories of Togoland and Cameroons)	1,13,337	1,64,399	1,42,098	2,44,601	5,85,506
Liberia	400	400	588	..
Belgian Congo (including Ruanda Urundi)	17,000
Portuguese West Africa	4,57,959	3,67,572	5,00,801	4,14,786	6,21,447
Portuguese East Africa	1,15,56,264	86,88,851	85,30,066	69,75,522	7,14,566
Madagascar and Kerguelon	4,31,871	2,65,825	3,09,258	4,48,549	2,38,021
Réunion	1,01,543	16,105	2,08,304	13,158	58,436
Italian East Africa (Somálland and Britren)	12,84,878	11,62,650	8,67,645	7,06,897	10,29,395
French Somálland	12,54,285	19,34,958	15,66,313	11,93,928	8,30,026
Abyssinia	26,281	112
America—					
United States of America—					
Via Atlantic Coast	18,46,33,100	12,65,13,593	8,56,05,122	12,65,60,597	11,46,57,225
" Pacific "	2,18,25,791	1,31,19,636	1,20,35,790	1,41,74,288	1,42,60,851
Cuba	2,10,71,198	1,05,55,428	74,78,778	66,65,388	64,93,424
Hayti and St. Domingo	8,92,121	6,55,605	8,07,631	7,19,485	6,48,564
Porto Rico	20,93,934	18,39,558	14,67,180	8,94,443	15,39,595
French West Indies (Guadelope and Martinique)	1,82,758	74,604	74,715	33,344	65,632
Dutch West Indies (Curacao)	4,061	..	2,435	4,106
Mexico	7,98,058	7,45,276	13,98,426	3,46,945	20,72,529
Guatemala	16,839	45,037	19,062	10,181	23,192
Honduras (not British)	10,000	817
San Salvador	52,004	52,031	49,938	1,865	810
Nicaragua	72,098	80,670	45,219	82,106	1,04,305
Costa Rica	47,289	51,326	78,522	96,245	47,890
Colombia	3,42,365	2,41,423	65,782	8,03,735	6,52,585
Panama (including Panama Canal Zone)	22,190	67,940	1,46,703	47,710	56,140
Venezuela	91,877	1,38,104	79,449	72,150	32,178
Dutch Guiana	58,445	94,173	71,621	44,189	63,585
French Guiana	160
Brazil	42,36,571	31,84,126	27,02,314	33,72,290	33,65,026
Paraguay	19,774	24,131	1,34,592	1,61,461	1,33,265
Uruguay	23,79,915	12,46,423	11,48,120	12,60,595	9,98,335
Argentine Republic (including the Atlantic Coast of Patagonia)	3,68,10,388	1,54,31,126	2,82,60,336	2,27,37,059	2,78,81,862
Chile (including the Pacific Coast of Patagonia)	62,92,498	17,56,900	16,52,297	28,83,927	24,83,355
Peru	20,47,715	15,33,773	20,18,137	20,05,844	23,13,954
Ecuador	2,49,858	2,21,004	1,00,727	2,05,111	1,51,785
Bolivia	22,089	1,150	8,439	14,984	18,050
Hawaii	37,15,225	29,30,922	24,09,702	28,49,063	27,22,307
Other Islands in the Pacific	11,624	11,708	8,850	12,068	1,09,865
Total " For Orders " Cargoes (a)	—	—	—	—	18,78,794
TOTAL FOREIGN COUNTRIES	134,86,93,885	87,74,69,873	72,60,84,006	78,16,71,399	82,55,42,410
TOTAL EXPORTS OF INDIAN MERCHANDISE	220,40,26,338	155,88,66,094	132,27,29,064	146,31,40,060	151,21,44,497

* Figures prior to 1933-34 relate to Morocco.
(a) Specified separately from 1934-35 and subject to subsequent adjustment.

ABSTRACT TABLES
EXPORTS TO PRINCIPAL COUNTRIES

FOREIGN MERCHANDISE

No. 9

VALUE of EXPORTS of FOREIGN MERCHANDISE (exclusive of GOVERNMENT STORES) to PRINCIPAL COUNTRIES from BRITISH INDIA.

COUNTRIES	1930-31	1931-32	1932-33	1933-34	1934-35
	₹	₹	₹	₹	₹
UNITED KINGDOM (including Channel Islands)	2,09,23,618	1,92,40,931	98,79,637	64,68,894	1,05,90,868
BRITISH POSSESSIONS—					
Europe—					
Irish Free State*	—	—	—	..	108
Gibraltar	1,185	5,622	16,867	4,413	7,549
Malta and Gozo	2,080	4,540	4,974	..	10,880
Asia—					
Cyprus	..	962
Palestine	41,732	68,609	52,500	48,781	86,832
Aden and Dependences	5,55,149	5,41,828	6,18,947	3,34,448	10,10,441
Bahrain Islands	10,86,285	12,35,265	11,28,279	6,92,325	10,36,600
Ceylon (excluding Maldives)	29,26,334	32,28,301	29,47,604	32,89,720	47,26,373
Maldives	1,742	17,861	3,794	6,578	47,854
Straits Settlements	10,43,593	9,00,006	7,09,056	7,42,539	8,76,228
Federated Malay States	37,665	32,054	13,602	12,771	13,699
British Borneo	..	68	496
Hongkong	5,25,588	8,21,119	4,80,460	3,95,666	2,77,855
Africa—					
Gold Coast (including Br. Mandated Territory of Togoland)	432	..	483	6,740	..
Nigeria (including Br. Mandated Territory of Cameroons)	1,600	440	4,817	750	612
Protectorate of South West Africa	50	25
Union of South Africa	3,56,915	3,31,833	1,33,749	1,33,015	1,68,509
Zanzibar and Pemba	3,37,002	4,28,940	2,08,685	1,95,694	2,63,263
Kenya Colony	3,24,680	6,30,686	6,89,902	10,08,765	11,79,318
Uganda Protectorate	43,342	42,861	21,976	11,793	38,125
Tanganyika Territory	3,31,426	2,58,108	1,37,162	1,62,079	2,53,694
Somaliland Protectorate	1,228	661	556	39	423
Anglo-Egyptian Sudan	1,25,591	1,16,382	1,05,675	3,36,568	3,10,341
Mauritius and Dependences	1,73,020	2,10,373	97,421	1,57,644	72,594
Seychelles	1,43,554	1,14,788	1,13,547	74,270	91,667
Socotra*	1,755	995
America—					
Canada—					
Via Atlantic Coast	12,604	23,237	21,965	29,939	43,713
" Pacific "	4,034	1,300	250	1,118	..
Bermuda	291
British West India Islands (excluding Bahamas)	479	484	10,539	360	1,259
British Guiana	668	520	600
Oceania—					
Commonwealth of Australia	1,16,141	1,66,184	1,27,398	22,403	63,515
Territory of Papua	325	500
New Zealand	17,729	26,237	13,595	18,920	14,626
Fiji Islands	17,784	14,349	19,202	7,364	9,359
	TOTAL BRITISH POSSESSIONS	91,18,930	77,87,985	87,02,617	1,10,57,653
	TOTAL BRITISH EMPIRE	2,83,50,361	1,76,67,022	1,71,71,511	2,16,48,521
FOREIGN COUNTRIES—					
Europe—					
U. S. S. R.—					
Northern	110
Southern	7,470	625	6,090	2,860	6,730
Finland	3,752	100	1,250
Sweden	35,439	55,451	1,10,630	39,407	27,316
Norway	1,350	2,450	33,914	32,617	34,892
Poland (including Danzig)	5	258
Denmark	23,421	6,756	21,614	16,419	33,513
Germany	15,67,544	7,61,336	6,72,333	3,69,944	6,06,297
Netherlands	6,58,408	3,44,329	3,20,293	2,45,338	3,04,214
Belgium	3,93,854	3,84,712	1,96,815	2,38,085	1,84,673
France	3,67,313	3,10,224	5,24,983	6,18,832	6,88,624
Spain	3,900	13,374	7,105	7,794	19,735
Portugal (including Azores and Madeira)	..	623	3,960	444	13,760
Switzerland	31,393	40,493	62,092	25,874	32,332
Italy (including Fiume)	7,16,254	9,63,573	7,66,277	7,56,655	3,29,052

* Separately shown from 1933-34.

ABSTRACT TABLES
EXPORTS TO PRINCIPAL COUNTRIES

(28)

FOREIGN MERCHANDISE

No. 9—continued

VALUE of EXPORTS of FOREIGN MERCHANDISE (exclusive of GOVERNMENT STORES) to PRINCIPAL COUNTRIES from BRITISH INDIA—continued

COUNTRIES	1930-31	1931-32	1932-33	1933-34	1934-35
	R	R	R	R	R
FOREIGN COUNTRIES—contd.					
Europe—contd.					
Austria	6,575	27,675	430	17,005	2,350
Hungary	5,000	..	75
Czechoslovakia	5,865	2,041	3,009	1,500	2,035
Albania	1,768
Bulgaria	600
Roumania	7,100	175	8	21,705
Greece (including Crete)	60,418	44,032	32,798	48,231	37,848
Turkey, European	1,24,883	2,10,203	1,52,720	2,28,950	1,13,850
Turkey, Asiatic	10,950	1,000	11,850	1,807	34,030
Asia—					
Syria	84,490	99,457	60,300	73,641	2,28,809
Maskat Territory and Trucial Oman	11,74,998	11,31,979	10,15,161	15,80,711	10,48,317
Other Native States in Arabia	9,24,228	4,93,507	5,04,893	5,33,297	0,02,943
Iraq	35,80,721	36,51,586	26,52,862	21,01,249	20,70,870
Iran	31,74,255	24,09,759	27,81,733	27,94,844	12,14,444
Hejaz and Island	57,082	42,412	20,844	12,029	8,637
Afghanistan	1,350	31,777	23,079	2,146	..
Sumatra	17,729	42,602	7,956	2,400	2,852
Java	4,76,053	3,68,113	3,11,203	1,71,051	1,40,740
Borneo (Dutch)	60	919	5	60	..
Celebes and Other Islands	380	..	1,800	256	..
Siam	1,00,001	76,060	47,279	46,178	60,185
French Indo-China	2,384	8,102	17,914	3,122	14,840
Philippines	7,491	20,713	25,296	4,253	7,604
Japan	13,61,655	8,65,114	10,18,185	16,59,451	22,19,248
China (exclusive of Hongkong and Macao)	3,45,614	2,69,057	1,63,741	89,283	1,66,747
Africa—					
Egypt	4,21,420	4,24,482	2,76,095	5,34,280	3,64,714
Tripoli (Libya)	2,250	..	2,600	..
Tunis	400	150	6,400	2,600	3,035
Morocco*	500
" French Protectorate	100	1,823
Canary Islands	175	8,019
French West Africa (including French Mandated Territories of Togoland and Cameroons).	513
Liberia	1,220	2,257
Portuguese East Africa	3,26,805	2,47,548	3,13,008	2,33,062	2,30,367
Madagascar and Kerguelon	3,082	750	382	50	476
Réunion	2,463	1,342	3,956	1,515	1,105
Italian East Africa (Somálland and Eritrea)	45,608	19,830	40,425	43,040	40,525
French Somálland	58,309	42,237	68,535	56,649	38,234
Abyssinia	1,083	950	2,114
America—					
United States of America—					
F&A Atlantic Coast	48,77,125	42,19,868	21,57,808	38,30,243	24,28,173
" Pacific "	70,163	74,605	83,674	8,023	7,585
Hayti and St. Domingo	2,082	3,093	1,791	..	770
Mexico	5,791	..
Nicaragua	73
Colombia	600
Panama (including Panama Canal Zone)	2,500	10	3,000
Dutch Guiana	2,080	80	30
Brazil	2,100	4,859	..
Uruguay	24,712	953
Argentine Republic (including the Atlantic Coast of Patagonia)	2,320	..	430	46,725	2,300
Chile (including the Pacific Coast of Patagonia)	1,741	..
Hawaii	2,451	4,000
TOTAL FOREIGN COUNTRIES	2,16,84,275	1,82,26,999	1,45,25,824	1,70,02,058	1,88,08,195
TOTAL EXPORTS OF FOREIGN MERCHANDISE	5,14,40,315	4,65,86,260	3,21,03,446	3,41,78,569	3,54,56,718

* Figures prior to 1933-34 relate to Morocco.

GENERAL IMPORTS

IN EACH OFFICIAL YEAR FROM 1930-31 TO 1934-35

Note.—The summary classes and their sub-divisions are shown in brackets against articles. For summaries see pages 3—8.

ARTICLES, AND COUNTRIES OF CONSIGNMENT; ALSO SHARE OF EACH PROVINCE	QUANTITY					VALUE				
	1930-31	1931-32	1932-33	1933-34	1934-35	1930-31	1931-32	1932-33	1933-34	1934-35
Animals, living—										
Horses (IV. A)—	No.	No.	No.	No.	No.	R	R	R	R	R
United Kingdom (including Channel Islands)	267	329	299	301	339	5,94,698	8,07,058	5,64,840	4,96,634	5,78,520
Gibraltar	7	14,000
Ceylon (excluding Maldives)	44	82	30	23	5	52,501	56,500	18,185	31,868	6,851
Straits Settlements	18	7	12	7	8	4,600	6,000	6,200	3,700	14,400
Commonwealth of Australia	2,028	3,616	966	2,525	2,027	10,27,675	28,54,800	4,06,500	18,72,900	14,87,300
Other British Possessions	10	2	8	..	8	5,500	1,000	1,800	..	1,600
TOTAL BRITISH EMPIRE	2,969	4,036	1,310	2,916	2,382	16,88,974	37,26,253	10,82,525	24,05,102	20,83,481
France	1	19	1	..	34	500	10,500	400	..	26,720
Italy (including Fiume)	2	5	42	1,000	2,200	20,800
Iraq	452	904	610	721	599	1,86,300	2,70,300	1,91,900	2,17,900	1,79,500
Egypt	36	3	41	52	..	18,000	3,000	12,300	26,000	..
Other Foreign Countries	9	..	6	3	4	2,900	..	1,800	750	4,900
TOTAL FOREIGN COUNTRIES	498	926	660	781	670	1,57,700	2,83,800	2,07,400	2,46,850	2,32,020
Share of Bengal	1,388	2,145	73	1,283	601	5,68,750	22,04,505	1,36,531	13,04,800	9,08,679
„ Bombay	2,036	2,701	1,827	2,257	2,307	9,34,661	16,39,070	9,90,253	11,01,485	12,68,794
„ Sind	15	35	20	35	32	9,450	29,000	57,146	48,579	44,314
„ Madras	73	73	46	34	39	1,65,758	1,31,478	1,01,995	1,49,388	63,628
„ Burma	55	5	4	38	22	68,025	6,000	4,000	47,500	30,186
TOTAL	3,467	4,962	1,970	3,697	3,051	18,46,674	40,10,053	12,89,925	26,51,952	23,15,501
Other kinds (IV. B)—	No.	No.	No.	No.	No.					
United Kingdom (including Channel Islands)	2,952	1,323	1,553	1,028	1,359	1,60,442	1,05,746	1,11,931	1,10,082	1,33,478
Ceylon (excluding Maldives)	38	369	168	135	65	4,610	11,123	1,024	11,498	1,796
Kenya Colony	10	3	..	88	129	1,375	2,000	..	2,350	9,700
Commonwealth of Australia	163	135	377	216	127	12,149	9,487	37,514	13,024	11,717
Other British Possessions	348	317	110	96	1,338	3,695	5,632	3,928	2,195	6,194
TOTAL BRITISH EMPIRE	3,521	2,147	2,198	1,663	3,018	1,82,771	1,33,988	1,54,397	1,39,149	1,62,885
Germany	382	372	258	290	310	33,409	18,707	25,266	8,609	5,870
Netherlands	10	25	25	5,000	21,572	194
Japan	311	1,932	2	4	2,072	6,927	10,121	538	1,206	5,373
United States of America—										
Via Atlantic Coast	65	18	30	43	3	2,280	525	4,842	6,116	260
„ Pacific „	2	200
Other Foreign Countries	69	2,503	84	658	932	8,287	11,191	4,156	5,208	3,253
TOTAL FOREIGN COUNTRIES	789	4,010	374	1,001	3,342	56,193	62,116	34,799	21,197	15,455

GENERAL IMPORTS

(30)

No. 10—continued

ARTICLES, AND COUNTRIES OF CONSIGNMENT; ALSO SHARE OF EACH PROVINCE	QUANTITY					VALUE				
	1930-31	1931-32	1932-33	1933-34	1934-35	1930-31	1931-32	1932-33	1933-34	1934-35
	No.	No.	No.	No.	No.	R	R	R	R	R
Animals, living—continued										
Other kinds (IV. B)— continued										
Share of Bengal	1,146	1,981	683	1,133	343	36,373	40,823	72,366	41,292	40,522
„ Bombay	2,652	2,777	1,039	821	4,091	1,40,535	1,05,331	76,027	95,678	1,17,387
„ Sind	25	1,558	242	118	68	24,787	19,636	17,949	9,801	3,996
„ Madras	368	493	431	369	1,178	24,076	18,517	14,371	10,932	12,613
„ Burma	149	243	127	163	130	13,103	11,497	7,983	2,843	3,792
TOTAL	4,310	7,057	2,572	2,664	6,360	2,38,874	1,96,104	1,89,196	1,80,346	1,78,840
Total Animals, Moving—	No.	No.	No.	No.	No.					
BRITISH EMPIRE	6,400	6,183	3,508	4,579	5,400	18,71,745	38,60,241	12,30,022	25,44,261	22,46,366
FOREIGN COUNTRIES	1,237	5,836	1,034	1,782	4,021	2,13,808	3,45,916	2,42,199	2,68,017	2,47,475
TOTAL	7,777	12,019	4,542	6,361	9,421	30,85,548	42,06,157	14,79,121	28,12,208	24,98,841
Apparel (excluding hosiery and boots and shoes)—										
Apparel (including drapery, uniforms, accoutrements) (III. A) (a)—										
United Kingdom (including Channel Islands)	—	—	—	—	—	22,31,967	16,74,571	16,16,494	15,47,428	—
Ceylon (excluding Maldives).	—	—	—	—	—	68,802	48,588	22,655	12,060	—
Straits Settlements	—	—	—	—	—	27,187	30,779	20,308	16,500	—
Hongkong	—	—	—	—	—	36,750	24,069	47,658	20,785	—
Union of South Africa	—	—	—	—	—	5,508	4,230	3,531	2,972	—
Kenya Colony	—	—	—	—	—	10,573	12,603	6,468	8,106	—
Commonwealth of Australia	—	—	—	—	—	4,861	5,004	2,993	6,113	—
Other British Possessions	—	—	—	—	—	4,270	6,009	6,833	4,799	—
TOTAL BRITISH EMPIRE .	—	—	—	—	—	23,04,868	18,06,543	17,26,435	16,18,718	—
Sweden	—	—	—	—	—	704	3,119	5,826	1,028	—
Germany	—	—	—	—	—	6,24,587	2,05,941	2,08,991	2,02,596	—
Belgium	—	—	—	—	—	11,772	4,198	7,642	9,031	—
France	—	—	—	—	—	33,288	67,749	23,694	20,038	—
Switzerland	—	—	—	—	—	6,019	3,042	4,393	1,687	—
Italy (including Fiume)	—	—	—	—	—	1,36,003	70,048	29,564	18,255	—
Austria	—	—	—	—	—	12,062	5,254	5,240	3,413	—
China (exclusive of Hongkong and Macao)	—	—	—	—	—	86,872	1,20,518	1,16,724	1,34,415	—
Japan	—	—	—	—	—	14,57,880	15,35,068	18,52,200	21,06,508	—
United States of America— Via Atlantic Coast	—	—	—	—	—	1,21,279	1,05,688	50,100	44,423	—
„ Pacific „	—	—	—	—	—	4,940	16,468	2,572	1,486	—
Other Foreign Countries	—	—	—	—	—	10,089	10,541	11,689	12,923	—
TOTAL FOREIGN COUNTRIES	—	—	—	—	—	25,62,045	22,06,629	23,18,685	25,50,803	—
Share of Bengal	—	—	—	—	—	16,23,638	12,05,813	9,05,091	7,82,597	—
„ Bombay	—	—	—	—	—	19,37,301	19,12,820	20,36,241	22,06,072	—
„ Sind	—	—	—	—	—	3,18,157	2,78,210	2,60,126	3,32,824	—
„ Madras	—	—	—	—	—	2,74,500	2,36,233	2,26,357	2,15,901	—
„ Burma	—	—	—	—	—	3,03,267	3,30,091	6,16,766	6,31,912	—
TOTAL	—	—	—	—	—	40,56,918	40,13,172	40,45,070	41,69,516	—

(a) Discontinued and shown under the Sub-heads immediately following from 1934-35.

No. 10—continued

ARTICLES, AND COUNTRIES OF CONSIGNMENT; ALSO SHARE OF EACH PROVINCE	QUANTITY					VALUE				
	1930-31	1931-32	1932-33	1933-34	1934-35	1930-31	1931-32	1932-33	1933-34	1934-35
Apparel (excluding hosiery and boots and shoes)—continued					Lbs.					R
Apparel (including drapery, uniforms and accoutrements)— continued										
Cotton knitted fabrics(III-A)— (a)										
United Kingdom (including Channel Islands)	—	—	—	—	8,551	—	—	—	—	18,018
Other British Possessions	—	—	—	—	2,182	—	—	—	—	4,347
TOTAL BRITISH EMPIRE	—	—	—	—	5,788	—	—	—	—	17,880
Japan	—	—	—	—	68,898	—	—	—	—	92,014
Other Foreign Countries	—	—	—	—	2,150	—	—	—	—	2,614
TOTAL FOREIGN COUNTRIES	—	—	—	—	70,988	—	—	—	—	94,628
Share of Bengal	—	—	—	—	4,676	—	—	—	—	4,600
" Bombay	—	—	—	—	66,194	—	—	—	—	1,03,776
" Sind	—	—	—	—	5,473	—	—	—	—	3,205
" Madras	—	—	—	—	378	—	—	—	—	378
TOTAL	—	—	—	—	70,721	—	—	—	—	1,11,988
Woolen knitted apparel (III-A)(a)—					Lbs.					
United Kingdom (including Channel Islands)	—	—	—	—	32,396	—	—	—	—	1,06,710
Other British Possessions	—	—	—	—	1,058	—	—	—	—	2,518
TOTAL BRITISH EMPIRE	—	—	—	—	33,454	—	—	—	—	1,09,228
Germany	—	—	—	—	2,347	—	—	—	—	5,814
Japan	—	—	—	—	220,605	—	—	—	—	6,48,167
Other Foreign Countries	—	—	—	—	1,177	—	—	—	—	5,666
TOTAL FOREIGN COUNTRIES	—	—	—	—	224,029	—	—	—	—	6,54,147
Share of Bengal	—	—	—	—	33,935	—	—	—	—	1,20,871
" Bombay	—	—	—	—	79,791	—	—	—	—	3,42,478
" Sind	—	—	—	—	25,480	—	—	—	—	67,104
" Madras	—	—	—	—	12,375	—	—	—	—	19,716
" Burma	—	—	—	—	160,902	—	—	—	—	3,13,208
TOTAL	—	—	—	—	257,483	—	—	—	—	7,65,376

(a) Separately recorded from 1934-35.

GENERAL IMPORTS

No. 10—continued

ARTICLES, AND COUNTRIES OF CONSIGNMENT; ALSO SHARE OF EACH PROVINCE	QUANTITY					VALUE				
	1930-31	1931-32	1932-33	1933-34	1934-35	1930-31	1931-32	1932-33	1933-34	1934-35
										R
Apparel (excluding hosiery and boots and shoes) — continued										
Apparel (including drapery, uniforms and accoutrements) — continued										
Others (III, A) — (a)										
United Kingdom (including Channel Islands) . . .	—	—	—	—	—	—	—	—	—	12,52,607
Ceylon (excluding Maldives)	—	—	—	—	—	—	—	—	—	18,335
Straits Settlements . . .	—	—	—	—	—	—	—	—	—	16,542
Hongkong	—	—	—	—	—	—	—	—	—	23,102
Union of South Africa . . .	—	—	—	—	—	—	—	—	—	2,910
Kenya Colony	—	—	—	—	—	—	—	—	—	3,387
Commonwealth of Australia	—	—	—	—	—	—	—	—	—	8,758
Other British Possessions . .	—	—	—	—	—	—	—	—	—	8,521
TOTAL BRITISH EMPIRE . . .	—	—	—	—	—	—	—	—	—	18,26,252
Germany	—	—	—	—	—	—	—	—	—	1,71,204
Belgium	—	—	—	—	—	—	—	—	—	1,747
France	—	—	—	—	—	—	—	—	—	30,551
Italy (including Fiume) . . .	—	—	—	—	—	—	—	—	—	10,570
Austria	—	—	—	—	—	—	—	—	—	1,995
Czechoslovakia	—	—	—	—	—	—	—	—	—	2,020
China (exclusive of Hongkong and Macao) . . .	—	—	—	—	—	—	—	—	—	1,12,874
Japan	—	—	—	—	—	—	—	—	—	16,58,141
United States of America— Via Atlantic Coast	—	—	—	—	—	—	—	—	—	58,540
„ Pacific „	—	—	—	—	—	—	—	—	—	2,278
Other Foreign Countries . . .	—	—	—	—	—	—	—	—	—	1,10,241
TOTAL FOREIGN COUNTRIES . .	—	—	—	—	—	—	—	—	—	19,78,735
Share of Bengal	—	—	—	—	—	—	—	—	—	3,37,241
„ Bombay	—	—	—	—	—	—	—	—	—	16,58,720
„ Sind	—	—	—	—	—	—	—	—	—	2,25,158
„ Madras	—	—	—	—	—	—	—	—	—	1,93,408
„ Burma	—	—	—	—	—	—	—	—	—	2,29,510
TOTAL	—	—	—	—	—	—	—	—	—	38,04,017

(a) Separately recorded from 1934-35.

No. 10—continued

ARTICLES, AND COUNTRIES OF CONSIGNMENT; ALSO SHARE OF EACH PROVINCE	QUANTITY					VALUE				
	1930-31	1931-32	1932-33	1933-34	1934-35	1930-31	1931-32	1932-33	1933-34	1934-35
						R	R	R	R	R
Apparel (excluding hosiery and boots and shoes)—continued										
Gold and silver thread* (III. A)—										
United Kingdom (including Channel Islands)	—	—	—	—	—	2,688	1,032	1,787	1,847	12,421
Ceylon (excluding Maldives)	—	—	—	—	—	10,728	2,479	41,456	11,532	5,417
Other British Possessions	—	—	—	—	—	155	17	235	211	55
TOTAL BRITISH EMPIRE	—	—	—	—	—	13,519	3,528	43,478	13,590	17,893
Germany	—	—	—	—	—	3,56,713	2,45,786	2,75,177	2,55,370	2,69,530
France	—	—	—	—	—	16,78,025	4,01,708	6,71,554	3,76,307	1,79,961
Japan	—	—	—	—	—	740	39	6,483	27	..
Other Foreign Countries	—	—	—	—	—	3,169	4,656	1,428	348	2,792
TOTAL FOREIGN COUNTRIES	—	—	—	—	—	20,38,647	6,52,187	9,54,598	6,32,047	4,51,283
Share of Bengal	—	—	—	—	—	90,834	71,338	75,518	34,794	29,335
" Bombay	—	—	—	—	—	4,93,535	2,46,704	4,73,039	3,39,086	1,83,146
" Sind	—	—	—	—	—	2,32,064	1,69,322	1,51,409	2,07,204	2,00,436
" Madras	—	—	—	—	—	12,21,708	1,68,202	2,97,772	64,326	51,983
" Burma	—	—	—	—	—	9,037	69	222	227	3,776
TOTAL	—	—	—	—	—	20,47,166	6,55,715	9,98,070	6,45,637	4,80,176
Hats, caps, bonnets and hatter's ware (III. A)—										
United Kingdom (including Channel Islands)	—	—	—	—	—	4,89,224	3,44,092	3,64,163	3,05,502	2,58,084
Hongkong	—	—	—	—	—	10,934	24,854	22,517	48,564	79,253
Other British Possessions	—	—	—	—	—	4,716	3,475	5,860	3,600	3,816
TOTAL BRITISH EMPIRE	—	—	—	—	—	5,13,874	3,72,391	3,92,030	3,57,735	3,41,155
Germany	—	—	—	—	—	58,078	47,615	18,307	86,340	19,576
France	—	—	—	—	—	27,300	2,081	17,802	6,189	24,922
Switzerland	—	—	—	—	—	5,522	47,876	19	59	22,896
Italy (including Fiume)	—	—	—	—	—	4,94,283	2,92,920	2,88,468	2,90,902	2,74,556
Austria	—	—	—	—	—	23,642	12,927	11,689	1,243	169
Czechoslovakia	—	—	—	—	—	3,40,100	4,68,468	2,72,584	2,89,828	4,07,237
Iraq	—	—	—	—	—	55,756	29,314	92
Java	—	—	—	—	—	2,749	2,351	6,365	..	5,120
Japan	—	—	—	—	—	3,83,018	4,72,305	6,77,319	8,05,156	10,06,496
United States of America— Via Atlantic Coast	—	—	—	—	—	3,490	1,777	10,620	538	1,560
" Pacific "	—	—	—	—	—	1	0
Other Foreign Countries	—	—	—	—	—	5,374	4,579	2,867	5,761	11,649
TOTAL FOREIGN COUNTRIES	—	—	—	—	—	13,40,166	14,01,408	13,00,977	15,46,047	17,08,148
Share of Bengal	—	—	—	—	—	4,26,109	3,50,323	2,43,790	4,04,677	3,55,494
" Bombay	—	—	—	—	—	7,34,144	19,34,449	8,81,576	9,51,748	13,15,657
" Sind	—	—	—	—	—	90,193	94,933	1,22,086	1,61,375	86,994
" Madras	—	—	—	—	—	47,757	37,436	23,248	29,961	21,220
" Burma	—	—	—	—	—	5,46,837	2,46,658	4,15,308	3,52,151	3,18,923
TOTAL	—	—	—	—	—	18,54,040	17,73,799	16,93,007	19,03,752	21,09,363

* Inclusive of imports by postal packets referred to Collectors of Customs for assessment.

GENERAL IMPORTS

No. 10—continued

ARTICLES, AND COUNTRIES OF CONSIGNMENT; ALSO SHARE OF EACH PROVINCE	QUANTITY					VALUE				
	1930-31	1931-32	1932-33	1933-34	1934-35	1930-31	1931-32	1932-33	1933-34	1934-35
Apparel (excluding hosiery and boots and shoes)—continued						R	R	R	R	R
Lacette (III. A)—	Lbs.	Lbs.	Lbs.	Lbs.	Lbs.					
United Kingdom (including Channel Islands)	4,689	290	12,222	614	4,125	7,680	868	17,678	978	5,367
Other British Possessions	6	28	28	7	..	8	39	50	9	..
TOTAL BRITISH EMPIRE	4,695	318	12,250	621	4,125	7,647	902	17,728	987	5,367
Germany	189,599	147,475	268,342	252,994	211,008	1,98,915	1,89,123	3,58,311	2,88,566	2,34,512
France	316,986	219,710	166,411	101,203	61,826	4,15,453	2,89,723	2,39,949	1,29,600	66,330
Austria	4,108	60	6,671	116
Other Foreign Countries	530	409	..	629	688
TOTAL FOREIGN COUNTRIES	460,691	366,781	434,753	354,197	263,243	6,20,039	4,59,500	5,98,260	4,18,366	3,00,530
Share of Bengal	45,695	26,361	52,344	36,243	39,236	64,101	39,916	80,133	49,332	38,274
" Bombay	369,398	154,485	175,835	73,155	47,821	4,14,306	1,95,596	2,43,905	99,938	64,001
" Sind	51,750	84,398	34,315	34,127	29,881	66,885	1,04,441	46,943	43,305	34,399
" Madras	57,938	101,807	184,609	211,291	180,429	80,758	1,20,467	2,39,952	2,26,013	1,65,252
" Burma	685	43	..	1	1	1,136	72	..	185	61
TOTAL	465,389	367,099	447,008	354,818	267,368	6,27,686	4,60,492	6,10,933	4,19,353	3,05,887
Second-hand clothing (III. A)—										
United Kingdom (including Channel Islands)	—	—	—	—	—	2,17,120	1,93,818	1,67,221	1,52,850	1,94,253
Other British Possessions	—	—	—	—	—	1,375	5,770	1,060	2,065	4,496
TOTAL BRITISH EMPIRE	—	—	—	—	—	2,18,495	1,99,588	1,68,281	1,54,915	1,98,749
Japan	—	—	—	—	—	7,240	14,550	500	2,258	97
United States of America— Via Atlantic Coast	—	—	—	—	—	9,54,151	8,96,614	6,62,491	6,70,679	7,28,680
" Pacific "	—	—	—	—	—	841	372	831
Other Foreign Countries	—	—	—	—	—	9,063	4,757	2,820	1,699	9,127
TOTAL FOREIGN COUNTRIES	—	—	—	—	—	9,70,454	9,15,921	6,66,712	6,75,008	7,38,735
Share of Bengal	—	—	—	—	—	1,95,178	2,40,268	1,36,969	2,26,468	2,64,484
" Bombay	—	—	—	—	—	3,85,921	2,66,667	1,86,198	1,87,350	1,87,456
" Sind	—	—	—	—	—	5,66,767	6,02,490	4,94,339	4,28,121	4,81,065
" Madras	—	—	—	—	—	16,559	5,422	1,749	2,060	3,164
" Burma	—	—	—	—	—	24,534	767	5,638	5,451	1,316
TOTAL	—	—	—	—	—	11,63,949	11,15,509	8,84,093	8,29,943	9,37,484
Water-proofed clothing (III. A)—										
United Kingdom (including Channel Islands)	—	—	—	—	—	4,08,697	1,48,788	2,03,963	1,30,921	1,35,998
Hongkong	—	—	—	—	—	4,901	5,117	6,103	1,593	736
Other British Possessions	—	—	—	—	—	1,506	598	18	173	1,978
TOTAL BRITISH EMPIRE	—	—	—	—	—	4,15,104	1,49,503	2,10,084	1,32,687	1,38,711
Germany	—	—	—	—	—	14,868	718	261	111	..
Austria	—	—	—	—	—	5,763	..	7,819
Hungary	—	—	—	—	—	..	624	..	5,474	..
Japan	—	—	—	—	—	508	4,421	11,635	44,139	1,01,810
Other Foreign Countries	—	—	—	—	—	2,224	2,173	9,217	25	20
TOTAL FOREIGN COUNTRIES	—	—	—	—	—	22,883	7,981	28,932	49,700	1,01,830

No. 10—continued

ARTICLES, AND COUNTRIES OF CONSIGNMENT; ALSO SHARE OF EACH PROVINCE	QUANTITY					VALUE				
	1930-31	1931-32	1932-33	1933-34	1934-35	1930-31	1931-32	1932-33	1933-34	1934-35
						R	R	R	R	R
Apparel (excluding hosiery and boots and shoes)—concluded										
Water-proofed clothing(III. A) —continued										
Share of Bengal	—	—	—	—	—	73,280	54,659	20,172	28,308	66,411
„ Bombay	—	—	—	—	—	2,72,181	54,137	1,56,733	1,11,938	1,18,310
„ Sind	—	—	—	—	—	5,666	4,382	8,504	7,363	3,369
„ Madras	—	—	—	—	—	4,293	5,017	4,089	3,565	3,028
„ Burma	—	—	—	—	—	82,603	59,309	49,408	31,312	44,433
TOTAL	—	—	—	—	—	4,38,017	1,57,434	2,39,016	1,82,486	2,40,841
Total value of Apparel—										
United Kingdom (including Channel Islands)	—	—	—	—	—	33,57,223	23,58,184	23,71,201	21,39,526	19,78,448
Ceylon (excluding Maldives)	—	—	—	—	—	74,868	54,796	65,222	25,503	25,958
Straits Settlements	—	—	—	—	—	42,532	34,938	22,428	19,533	25,524
Hongkong	—	—	—	—	—	61,720	54,055	70,540	71,092	1,04,554
Union of South Africa	—	—	—	—	—	5,948	4,280	3,531	2,972	4,001
Kenya Colony	—	—	—	—	—	10,573	12,993	9,238	8,240	3,387
Commonwealth of Australia	—	—	—	—	—	4,884	5,004	3,411	6,971	5,948
Other British Possessions	—	—	—	—	—	5,929	8,305	6,375	4,810	5,895
TOTAL BRITISH EMPIRE	—	—	—	—	—	95,68,537	25,32,455	25,58,031	22,78,647	21,53,705
Sweden	—	—	—	—	—	704	3,119	5,826	1,028	264
Germany	—	—	—	—	—	12,52,796	6,89,514	8,57,998	8,33,177	5,97,080
Netherlands	—	—	—	—	—	1,009	486	547	75	5,421
Belgium	—	—	—	—	—	13,746	4,666	8,328	10,627	6,408
France	—	—	—	—	—	22,00,379	7,41,567	9,53,858	5,33,196	3,09,250
Switzerland	—	—	—	—	—	11,541	50,418	4,412	1,746	22,897
Italy (including Trieste)	—	—	—	—	—	5,72,209	3,64,426	3,18,543	3,04,370	2,95,642
Austria	—	—	—	—	—	48,414	19,854	26,110	4,656	2,490
Hungary	—	—	—	—	—	—	3,289	—	5,474	831
Czechoslovakia	—	—	—	—	—	3,44,819	4,91,084	2,78,375	2,91,296	4,12,580
Iraq	—	—	—	—	—	62,945	37,692	1,342	729	397
Java	—	—	—	—	—	3,050	5,011	6,474	2,209	5,255
China (exclusive of Hong- kong and Macao)	—	—	—	—	—	89,062	1,26,450	1,19,634	1,84,625	1,17,815
Japan	—	—	—	—	—	18,50,281	20,76,868	25,48,147	30,18,163	35,01,695
United States of America— Via Atlantic Coast	—	—	—	—	—	10,79,760	10,94,623	7,26,599	7,15,640	7,91,306
„ Pacific „	—	—	—	—	—	4,940	16,468	3,418	1,859	3,875
Other Foreign Countries	—	—	—	—	—	13,573	8,611	8,602	13,201	14,282
TOTAL FOREIGN COUNTRIES	—	—	—	—	—	75,49,234	56,43,066	58,68,108	58,72,070	60,88,083
Share of Bengal	—	—	—	—	—	24,82,190	19,52,242	14,66,723	16,96,936	18,78,240
„ Bombay	—	—	—	—	—	42,37,888	27,10,273	39,87,742	38,88,656	38,34,453
„ Sind	—	—	—	—	—	12,79,791	12,53,778	10,83,555	11,81,992	11,06,780
„ Madras	—	—	—	—	—	16,45,578	5,72,172	7,92,877	5,32,816	4,61,149
„ Burma	—	—	—	—	—	14,67,414	6,86,956	10,90,442	10,21,188	9,11,229
TOTAL	—	—	—	—	—	1,11,12,771	81,76,121	84,21,139	81,60,717	82,41,791

No. 10—continued

ARTICLES, AND COUNTRIES OF CONSIGNMENT; ALSO SHARE OF EACH PROVINCE	QUANTITY					VALUE				
	1930-31	1931-32	1932-33	1933-34	1934-35	1930-31	1931-32	1932-33	1933-34	1934-35
Arms, Ammunition, and Military stores—						R	R	R	R	R
Cartridge cases—										
Filled—										
Shot gun cartridges, filled (III. B)—	No.	No.	No.	No.	No.					
United Kingdom (including Channel Islands)	9,791,742	9,897,795	9,562,193	9,082,085	8,634,252	7,23,852	6,83,977	6,48,305	6,16,853	5,04,936
Other British Possessions	5,110	1,014	1,258	721	1,460	580	296	108	108	118
TOTAL BRITISH EMPIRE	9,796,852	9,898,749	9,563,451	9,082,756	8,635,712	7,24,432	6,84,213	6,48,413	6,16,956	5,05,054
Germany	695,925	628,700	245,400	109,250	282,255	47,588	42,808	20,426	8,762	22,012
Belgium	1,264,475	381,050	1,403,425	385,100	210,025	66,802	20,471	76,220	20,267	11,091
United States of America—										
Vid Atlantic Coast	1,335,276	1,339,100	188,465	482,225	918,225	90,125	85,793	14,493	25,207	49,584
Other Foreign Countries	2,063	1,492	5,799	100	678	247	254	577	6	54
TOTAL FOREIGN COUNTRIES	3,297,744	2,350,342	1,843,089	956,075	1,411,183	2,06,847	1,40,326	1,11,656	54,292	82,741
Share of Bengal	1,270,397	1,499,275	1,867,206	1,250,225	1,781,690	90,180	1,02,005	1,31,742	79,394	1,19,540
„ Bombay	4,704,107	4,669,082	3,388,657	3,481,610	3,416,292	3,38,893	3,17,287	2,29,847	2,38,834	2,89,316
„ Sind	4,762,469	3,814,622	4,185,642	3,787,563	3,349,160	3,22,548	2,82,101	2,69,052	2,48,359	2,20,839
„ Madras	454,566	592,780	515,712	646,725	354,372	32,602	40,202	37,406	43,085	23,963
„ Burma	1,293,067	1,675,322	1,449,423	873,303	1,145,381	1,47,056	1,21,944	1,02,022	61,616	84,137
TOTAL	13,094,596	12,249,091	11,406,540	10,030,431	10,046,895	9,31,279	8,38,580	7,60,069	6,71,188	6,77,795
Rifle and other Cartridges Filled (III. B)—	No.	No.	No.	No.	No.					
United Kingdom (including Channel Islands)	2,614,798	16,618,911	7,767,224	4,696,295	3,792,793	1,80,646	10,23,122	6,79,893	3,52,749	2,02,401
Other British Possessions	5,066	5,238	4,721	11,564	3,457	740	700	558	2,400	357
TOTAL BRITISH EMPIRE	2,619,864	16,624,149	7,771,945	4,707,859	3,796,250	1,90,386	10,23,822	6,80,451	3,54,949	2,02,848
Germany	435,211	3,358,855	142,000	116,058	52,204	29,885	53,007	10,583	7,784	4,827
Belgium	73,324	35,650	18,200	60,500	111,600	4,386	2,275	1,236	3,207	7,991
United States of America—										
Vid Atlantic Coast	1,905,805	1,475,762	644,276	950,846	887,670	64,640	45,549	21,883	26,527	25,995
Other Foreign Countries	5,275	9,188	9,855	653	2,869	500	1,521	700	95	780
TOTAL FOREIGN COUNTRIES	2,410,615	4,879,455	815,231	1,128,057	1,054,403	99,423	1,07,852	34,402	37,563	39,593
Share of Bengal	1,843,510	1,944,533	1,380,403	1,664,069	897,964	1,19,911	1,28,601	83,660	1,09,226	52,884
„ Bombay	1,766,270	1,265,885	1,011,559	1,371,910	1,059,216	97,973	81,441	69,633	72,662	65,862
„ Sind	575,545	16,737,607	5,694,921	2,376,437	2,615,977	30,868	8,91,692	5,27,011	1,92,948	2,09,802
„ Madras	529,993	172,158	420,901	286,034	132,703	23,598	6,333	24,411	11,553	7,004
„ Burma	324,161	383,421	269,392	197,466	144,788	17,461	22,602	9,538	6,123	6,809
TOTAL	5,089,479	20,503,604	8,587,176	5,885,916	4,850,653	2,80,809	11,31,174	7,14,853	8,92,612	3,32,441
Total Filled (III. B)—	No.	No.	No.	No.	No.					
United Kingdom (including Channel Islands)	12,400,540	25,516,646	17,829,417	13,778,830	12,427,045	9,13,493	17,07,099	13,28,198	9,69,002	8,97,427
Other British Possessions	10,176	6,252	6,979	12,285	4,917	1,320	936	666	2,303	475
TOTAL BRITISH EMPIRE	12,410,716	25,522,898	17,836,396	13,790,615	12,431,962	9,14,813	17,08,085	13,28,864	9,71,305	8,97,902

No. 10—continued

ARTICLES, AND COUNTRIES OF CONSIGNMENT; ALSO SHARE OF EACH PROVINCE	QUANTITY					VALUE				
	1930-31	1931-32	1932-33	1933-34	1934-35	1930-31	1931-32	1932-33	1933-34	1934-35
						R	R	R	R	R
Arms, Ammunition, and Military stores—continued										
Cartridge cases—continued										
Total Filled (III. D)—continued	No.	No.	No.	No.	No.					
Germany	1,131,136	3,987,555	388,300	225,308	834,519	77,468	1,00,815	31,009	16,405	20,839
Belgium	1,337,799	416,709	1,421,025	445,600	321,625	78,278	22,740	77,456	23,464	19,082
United States of America— Vid Atlantic Coast	3,241,081	2,814,802	832,741	1,413,071	1,805,805	1,54,771	1,31,342	36,316	51,734	75,579
Other Foreign Countries	7,343	10,680	15,654	753	3,547	753	1,775	1,277	101	834
TOTAL FOREIGN COUNTRIES	5,717,359	7,229,797	2,658,320	2,084,732	2,465,686	8,06,270	2,56,678	1,46,058	91,795	1,22,884
Share of Bengal	3,113,907	3,440,808	3,247,609	2,914,294	2,679,654	2,10,091	2,30,603	2,05,402	1,88,620	1,72,424
" Bombay	6,470,377	6,934,977	4,400,216	4,853,520	1,475,608	4,36,366	3,92,728	2,99,480	3,11,496	2,95,168
" Sind	5,338,014	20,552,229	9,690,463	6,164,000	5,965,127	3,53,416	11,43,794	7,96,663	4,41,207	4,21,731
" Madras	984,559	765,938	936,613	872,759	487,080	56,198	47,040	61,817	54,638	30,967
" Burma	2,287,218	2,058,743	1,718,315	1,070,774	1,290,169	1,64,517	1,44,645	1,11,560	67,739	89,946
TOTAL	18,134,075	32,752,695	19,993,716	15,875,347	14,897,548	12,21,088	19,64,713	14,74,922	10,63,700	10,10,216
Empty (III. B)—	No.	No.	No.	No.	No.					
United Kingdom (including Channel Islands)	563,363	529,193	555,756	443,482	552,504	21,218	17,453	18,532	15,029	17,955
Other British Possessions	50	1,098	200	817	..	2	6	3	14	..
TOTAL BRITISH EMPIRE	563,413	530,291	555,956	444,299	552,504	21,218	17,458	18,535	15,043	17,955
Germany	443,307	281,925	311,900	279,900	280,125	12,632	7,688	8,040	7,122	5,782
Other Foreign Countries	100,100	28,056	57,553	80,500	8,650	2,387	780	1,565	581	246
TOTAL FOREIGN COUNTRIES	543,407	309,981	369,453	310,400	288,775	15,019	8,468	9,605	7,703	6,028
Share of Bengal	881,563	685,768	703,465	604,707	692,426	29,921	21,393	21,079	17,863	21,036
" Bombay	169,800	101,200	84,894	81,150	75,300	4,523	2,227	2,631	2,544	2,230
" Sind	39,160	37,000	117,000	36,200	14,753	938	989	3,272	805	472
" Madras	2,550	6,050	1,300	22,100	1,300	87	152	51	1,029	45
" Burma	13,767	10,254	12,750	10,542	7,500	763	489	1,008	445	200
TOTAL	1,106,820	840,272	925,409	754,600	791,279	36,237	25,926	28,141	22,746	23,989
Total Cartridge cases—	No.	No.	No.	No.	No.					
United Kingdom (including Channel Islands)	12,980,903	23,045,839	17,885,173	14,221,812	12,979,549	9,34,714	17,24,552	13,46,730	9,84,631	9,05,382
Other British Possessions	10,226	7,350	6,179	13,102	4,917	1,322	941	660	2,317	475
TOTAL BRITISH EMPIRE	12,991,129	23,053,189	17,891,352	14,234,914	12,984,466	9,36,036	17,25,493	13,47,390	9,86,948	9,05,857
Germany	1,574,443	4,269,480	700,200	505,208	564,644	90,100	1,03,508	39,049	23,618	32,621
Belgium	1,432,799	441,700	1,468,825	476,100	327,625	75,386	28,261	78,824	24,046	19,205
United States of America— Vid Atlantic Coast	3,246,181	2,816,862	832,741	1,413,071	1,808,395	1,55,050	1,31,442	36,310	51,784	75,699
Other Foreign Countries	7,343	11,726	26,007	753	3,697	753	1,940	1,475	101	837
TOTAL FOREIGN COUNTRIES	6,260,766	7,539,776	3,027,773	2,395,132	2,704,361	3,21,289	2,65,146	1,55,684	99,498	1,22,562
Share of Bengal	3,995,470	4,126,576	3,951,074	3,519,001	3,372,030	2,40,012	2,51,999	2,26,481	2,06,483	1,93,460
" Bombay	6,640,177	6,036,177	4,485,110	4,934,670	4,550,308	4,41,389	4,01,616	3,02,111	3,14,040	2,97,398
" Sind	5,377,164	20,582,229	9,607,463	6,300,200	5,979,590	3,54,354	11,44,783	3,00,036	4,42,072	4,22,203
" Madras	987,109	771,988	927,913	894,859	488,320	56,285	47,208	61,868	53,667	31,012
" Burma	2,240,975	2,088,997	1,737,565	1,081,316	1,297,609	1,65,285	1,45,034	1,12,568	69,184	90,146
TOTAL	19,240,695	33,592,967	20,919,125	16,630,046	15,683,827	12,57,325	19,00,039	15,03,028	11,86,440	10,84,219

ARTICLES, AND COUNTRIES OF CONSIGNMENT; ALSO SHARE OF EACH PROVINCE	QUANTITY					VALUE				
	1930-31	1931-32	1932-33	1933-34	1934-35	1930-31	1931-32	1932-33	1933-34	1934-35
						₹	₹	₹	₹	₹
Arms, Ammunition and Military stores—continued										
Explosives—										
Blasting fuse (III. D)—										
	Lbs.—	Lbs.—	Lbs.—	Lbs.—	Lbs.—					
	No. of Coils	No. of Coils	No. of Coils	No. of Coils	No. of Coils					
United Kingdom (including Channel Islands)	405,215 =1,369,340	294,208 =1,097,365	322,446 =1,169,138	342,133 =1,164,240	407,978 =1,465,840	4,47,044	2,90,230	2,76,437	2,89,671	3,09,484
Gibraltar	450 =1,500	241
TOTAL BRITISH EMPIRE	405,215 =1,369,340	294,208 =1,097,365	322,896 =1,170,638	342,133 =1,164,240	407,978 =1,465,840	4,47,044	2,90,230	2,76,678	2,89,571	3,09,484
Poland (including Danzig)	905 =3,800	22,144 =75,270	644	11,059
Germany	1,2,024 =444,200	158,035 =515,080	119,926 =426,300	142,133 =501,300	132,100 =4,47,750	77,101	86,121	68,812	73,668	66,160
Belgium	18,830 =63,500	31,640 =100,500	40,103 =122,430	5,006 =17,800	32,960 =68,000	9,531	14,606	19,062	3,302	8,681
France	89,945 =162,815	49,453 =224,100	28,054 =103,870	3,360 =2,227	8,009 =15,938	26,698	32,909	16,314	4,202	7,591
Other Foreign Countries	..	98 =200	..	10 =18	6,095 =16,803	..	119	..	8	2,996
TOTAL FOREIGN COUNTRIES	190,799 =662,515	239,221 =839,880	188,088 =662,600	152,014 =525,249	191,308 =598,759	1,18,325	1,38,655	99,188	81,714	90,483
Share of Bengal	276,059 =952,300	281,028 =953,140	292,673 =996,070	225,287 =787,900	275,192 =923,900	2,37,719	1,95,372	1,24,147	1,46,109	1,36,466
.. Bombay	111,966 =433,625	108,354 =435,865	127,699 =479,168	91,836 =362,849	129,377 =468,599	81,692	67,066	72,347	60,062	63,163
.. Sind	9,396 =45,190	17,155 =66,240	7,065 =28,500	10,091 =33,100	11,438 =48,000	3,862	14,467	4,673	10,067	11,518
.. Madras	143,595 =479,300	109,849 =436,800	140,927 =491,000	139,757 =424,740	158,645 =556,000	1,59,269	1,22,641	1,31,548	1,17,259	1,47,806
.. Burma	55,098 =141,640	17,043 =45,200	32,620 =88,500	27,266 =80,900	24,634 =68,100	33,437	24,339	43,251	38,688	36,976
TOTAL	596,014 =2,051,855	533,429 =1,937,245	610,984 =1,823,238	494,147 =1,689,439	599,286 =2,064,599	5,60,969	4,23,885	3,75,806	3,71,285	4,65,917
Blasting gelatine (III. B)—										
United Kingdom (including Channel Islands)	Lbs. 804,250	Lbs. 444,600	Lbs. 405,500	Lbs. 600,400	Lbs. 594,650	2,59,912	3,75,320	3,47,070	5,23,812	5,06,796
Other British Possessions	50	188
TOTAL BRITISH EMPIRE	804,250	444,600	405,500	600,400	594,650	2,59,912	3,75,320	3,47,070	5,23,812	5,06,984
Belgium	..	7,000	28,000	7,640	28,165
Other Foreign Countries	300	416
TOTAL FOREIGN COUNTRIES	..	7,000	28,000	..	300	..	7,640	28,165	..	416
Share of Bengal	5,050	50	10,000	5,100	35,000	4,329	43	8,670	4,372	29,578
.. Bombay	30,450	38,050	6,000	1,250	12,500	25,321	30,529	5,253	1,109	10,755
.. Sind	1,000	884
.. Madras	266,750	385,500	388,500	473,600	519,850	2,24,815	3,26,793	3,32,363	3,97,195	4,37,665
.. Burma	3,000	28,000	28,000	120,450	27,600	4,047	25,596	28,165	1,21,136	29,012
TOTAL	304,250	451,600	433,500	600,400	594,950	2,59,912	3,82,960	3,75,225	5,23,812	5,07,400
Dynamite (III. B)—										
United Kingdom (including Channel Islands)	Lbs. 337,000	Lbs. 155,000	Lbs. 50,000	Lbs. 183,750	Lbs. 242,600	2,68,700	1,12,186	36,237	1,48,778	1,56,886
Belgium	..	18,500	12,500	44,150	28,605	18,655	1,16,000	..
Other Foreign Countries	1,894	479
TOTAL FOREIGN COUNTRIES	..	18,500	12,500	44,150	1,894	..	28,605	18,655	1,16,000	479
Share of Bengal	225,000	110,000	30,000	75,000	1,13,394	1,62,706	79,536	21,670	54,226	1,10,374
.. Bombay	12,500	16,000	..	21,250	5,600	8,761	10,979	..	15,829	3,989
.. Sind	5,000	44,150	3,737	1,16,000	..
.. Madras	70,000	30,000	16,000	60,000	75,000	50,662	21,671	10,830	43,331	23,890
.. Burma	29,500	18,500	12,500	27,500	10,000	41,672	28,605	18,655	55,393	14,082
TOTAL	337,000	173,500	62,500	227,900	248,894	2,68,700	1,40,791	54,792	2,64,778	1,57,815

No. 10—continued

ARTICLES, AND COUNTRIES OF CONSIGNMENT; ALSO SHARE OF EACH PROVINCE	QUANTITY					VALUE				
	1930-31	1931-32	1932-33	1933-34	1934-35	1930-31	1931-32	1932-33	1933-34	1934-35
Arms, Ammunition, and Military stores—continued										
Explosives—continued										
Gelatine Dynamite (III. B)— United Kingdom (including Channel Islands)	Lbs.	Lbs.	Lbs.	Lbs.	Lbs.	R	R	R	R	R
	987,000	936,250	549,750	780,100	1,106,400	8,24,691	6,78,378	3,89,794	6,16,864	8,78,181
Belgium	83,600	146,600	97,653	1,30,700
Japan	2,006	1,479
TOTAL FOREIGN COUNTRIES	..	85,506	146,600	99,132	1,30,700
Share of Bengal	461,000	680,200	390,000	420,000	613,750	3,33,921	4,00,244	2,69,206	2,92,061	4,28,372
„ Bombay	89,950	117,550	6,250	40,000	85,000	66,369	86,158	4,746	29,274	61,609
„ Madras	266,050	268,500	153,500	139,600	228,150	2,00,739	1,91,976	1,16,842	1,24,934	1,73,664
„ Burma	170,000	85,506	146,600	160,500	179,600	2,33,662	99,132	1,30,700	1,70,896	2,16,636
TOTAL	987,000	1,021,756	696,250	780,100	1,106,400	8,34,691	7,77,510	5,20,494	6,16,864	8,78,181
OTHER NITRO-COMPOUND EX- PLOSIVES (III. B)—	Lbs.	Lbs.	Lbs.	Lbs.	Lbs.					
United Kingdom (including Channel Islands)	70,000	41,093
Germany	2,400	182
Share of Bengal	70,000	41,093
„ Bombay	2,400	182
TOTAL	70,000	2,400	41,093	182
Detonators (III. B)—	No.	No.	No.	No.	No.					
United Kingdom (including Channel Islands)	6,853,486	5,058,789	2,776,850	4,491,150	5,871,537	2,22,222	1,55,554	78,006	1,28,639	1,48,610
Other British Possessions	..	48	500	..	48	71
TOTAL BRITISH EMPIRE	6,853,486	5,058,837	2,776,850	4,491,150	5,872,037	2,22,222	1,55,602	78,006	1,28,639	1,48,681
Belgium	275,000	460,000	10,000	14,432	24,472	33,000	..
Other Foreign Countries	85	10,072	144	..	1,700	257	420	10	..	1,080
TOTAL FOREIGN COUNTRIES	85	285,072	460,144	10,000	1,700	257	14,852	24,482	33,000	1,080
Share of Bengal	2,935,000	2,222,000	808,000	1,885,000	2,470,000	1,23,071	1,03,268	36,253	47,551	69,829
„ Bombay	757,059	670,586	33,850	155,150	543,500	22,258	10,318	4,585	6,312	11,955
„ Sind	18	..	10,144	10,000	1,700	191	..	1,291	33,000	1,080
„ Madras	2,482,600	2,266,300	1,925,000	1,971,000	1,533,237	39,010	42,052	30,857	36,108	38,193
„ Burma	679,000	285,024	460,000	680,000	825,300	37,949	14,816	24,472	34,658	32,704
TOTAL	6,853,571	5,343,909	3,236,994	4,601,150	5,373,737	2,22,479	1,70,454	97,483	1,56,639	1,49,761
Others (III. B)—	Lbs.	Lbs.	Lbs.	Lbs.	Lbs.					
United Kingdom (including Channel Islands)	312,186	213,210	169,615	136,563	86,283	1,69,541	1,27,130	1,00,895	84,621	50,690
Other British Possessions	3	15
TOTAL BRITISH EMPIRE	312,186	213,210	169,615	136,563	86,283	1,69,541	1,27,130	1,00,895	84,621	50,690
TOTAL FOREIGN COUNTRIES	5,025	242	..	1,388	386	2,521	966	..	2,492	1,200
Share of Bengal	199,000	100,000	97,250	22,250	78,800	1,01,357	57,507	55,144	47,451	45,301
„ Bombay	87,598	43,510	32,250	12,400	7,125	49,961	24,686	18,808	7,928	4,098
„ Sind	152	15,242	2,065	1,388	691	302	8,492	1,162	2,492	2,393
„ Madras	30,461	54,700	38,050	40,850	..	20,442	37,461	26,281	29,119	..
„ Burma	63	3	123	15
TOTAL	312,211	213,452	169,615	136,951	86,619	1,72,062	1,28,096	1,00,895	87,113	51,805
Total Explosives—										
United Kingdom (including Channel Islands)	—	—	—	—	—	23,38,803	17,38,798	12,23,439	17,87,286	21,10,447
Other British Possessions	—	—	—	—	—	..	18	241	..	274
TOTAL BRITISH EMPIRE	—	—	—	—	—	23,38,803	17,38,816	12,23,680	17,87,286	21,10,721

GENERAL IMPORTS

No. 10—continued

ARTICLES, AND COUNTRIES OF CONSIGNMENT; ALSO SHARE OF EACH PROVINCE	QUANTITY					VALUE				
	1930-31	1931-32	1932-33	1933-34	1934-35	1930-31	1931-32	1932-33	1933-34	1934-35
						R	R	R	R	R
Arms, Ammunition and Military stores—continued										
Explosives—concluded										
Total Explosives—continued										
Poland (including Danzig)	—	—	—	—	—	044	11,059
Germany	—	—	—	—	—	77,101	86,771	63,822	73,658	68,430
Belgium	—	—	—	—	—	9,531	1,62,836	2,20,944	1,52,802	8,661
France	—	—	—	—	—	26,693	32,909	16,314	6,104	8,007
Other Foreign Countries	—	—	—	—	—	2,778	2,516	..	8	3,475
TOTAL FOREIGN COUNTRIES	—	—	—	—	—	1,16,103	2,85,032	3,01,080	2,38,206	90,658
Share of Bengal	—	—	—	—	—	9,94,195	8,35,970	5,15,020	5,90,769	5,58,319
„ Bombay	—	—	—	—	—	2,54,862	2,29,918	1,05,239	1,19,514	1,75,557
„ Sind	—	—	—	—	—	9,345	14,467	11,647	1,61,559	14,991
„ Madras	—	—	—	—	—	6,94,837	7,13,555	6,47,721	7,48,046	8,26,108
„ Burma	—	—	—	—	—	4,01,667	2,29,988	2,45,133	4,00,603	3,35,404
TOTAL	—	—	—	—	—	23,54,906	20,23,878	15,24,760	20,20,401	22,10,379
Firearms, and parts thereof—										
Firearms (III. B)—	No.	No.	No.	No.	No.					
United Kingdom (including Channel Islands)	14,256	25,716	14,371	8,015	6,389	10,88,214	18,95,360	9,43,578	7,30,377	6,58,868
Ceylon (excluding Maldives)	131	92	120	86	28	7,905	8,207	7,262	6,541	2,468
Straits Settlements	107	51	108	20	18	8,980	8,020	5,942	844	1,561
Hongkong	113	5	11	4	48	8,368	226	713	252	2,661
Kenya Colony	51	49	92	77	56	4,610	4,147	8,208	31,236	4,282
Other British Possessions	40	47	52	79	74	3,126	3,134	3,572	5,590	6,248
TOTAL BRITISH EMPIRE	14,698	25,960	14,754	8,281	6,618	11,21,298	19,14,094	9,69,275	7,74,890	6,76,088
Germany	2,728	4,915	1,122	1,861	898	1,58,755	2,65,326	70,916	93,161	65,830
Belgium	2,801	3,147	1,692	1,030	955	80,265	1,14,962	64,688	40,615	36,056
France	222	252	88	34	24	23,251	22,358	9,604	2,672	4,533
Spain	12	86	59	127	122	885	6,841	3,885	7,027	7,138
Japan	157	16	15	6	7	16,559	415	554	530	596
United States of America— Via Atlantic Coast	3,708	3,647	1,376	1,928	1,252	1,27,047	1,31,526	48,333	52,654	41,936
„ Pacific „	3	267	..
Other Foreign Countries	185	172	168	131	164	13,776	11,008	8,680	9,859	11,700
TOTAL FOREIGN COUNTRIES	9,307	12,234	4,520	4,615	3,422	4,20,488	5,52,431	2,06,660	2,06,295	1,68,689
Share of Bengal	4,168	3,783	2,502	1,985	1,504	2,66,090	4,01,262	1,68,475	1,43,911	1,22,371
„ Bombay	12,806	9,477	7,146	7,077	4,686	8,62,116	7,43,680	5,82,522	6,02,645	4,74,823
„ Sind	3,367	18,066	7,564	2,815	2,746	2,10,730	10,33,924	3,36,022	1,79,355	1,88,279
„ Madras	1,352	809	429	455	426	51,424	33,387	18,247	19,038	11,392
„ Burma	2,312	5,460	1,334	564	673	1,62,422	2,53,762	70,669	36,226	48,013
TOTAL	24,005	38,194	19,274	12,898	10,035	15,41,781	24,68,525	11,75,935	9,81,175	8,44,777
Parts of Firearms (III. B)—										
United Kingdom (including Channel Islands)	—	—	—	—	—	10,062	43,142	13,857	11,502	6,302
Other British Possessions	—	—	—	—	—	..	395	67	6	62
TOTAL BRITISH EMPIRE	—	—	—	—	—	10,062	43,537	13,924	11,508	6,464
TOTAL FOREIGN COUNTRIES	—	—	—	—	—	2,204	3,265	869	1,317	1,144
Share of Bengal	—	—	—	—	—	3,618	31,271	9,245	7,131	761
„ Bombay	—	—	—	—	—	4,363	7,373	3,112	3,967	5,747
„ Sind	—	—	—	—	—	1,324	3,187	286	278	292
„ Madras	—	—	—	—	—	460	817	88	311	172
„ Burma	—	—	—	—	—	2,601	4,154	1,962	1,228	626
TOTAL	—	—	—	—	—	12,266	46,602	14,798	12,915	7,598

No. 10—continued

ARTICLES, AND COUNTRIES OF CONSIGNMENT; ALSO SHARE OF EACH PROVINCE	QUANTITY					VALUE				
	1930-31	1931-32	1932-33	1933-34	1934-35	1930-31	1931-32	1932-33	1933-34	1934-35
Arms, Ammunition and Military stores—continued						R	R	R	R	R
Firearms and parts thereof—continued										
Total value of Firearms and parts thereof—										
United Kingdom (including Channel Islands)	—	—	—	—	—	10,98,276	19,38,502	9,57,486	7,41,969	6,67,260
Ceylon (excluding Maldives).	—	—	—	—	—	7,095	8,597	7,262	6,547	2,510
Straits Settlements	—	—	—	—	—	8,980	3,025	5,968	844	1,461
Hongkong	—	—	—	—	—	8,368	226	718	252	2,661
Kenya Colony	—	—	—	—	—	4,610	4,147	8,249	31,286	4,283
Other British Possessions	—	—	—	—	—	3,126	3,134	3,632	5,590	6,268
TOTAL BRITISH EMPIRE	—	—	—	—	—	11,81,365	19,57,631	9,88,259	7,86,488	6,82,542
Germany	—	—	—	—	—	1,59,940	2,07,451	71,288	98,939	66,858
Belgium	—	—	—	—	—	80,887	1,15,215	64,710	40,621	36,971
France	—	—	—	—	—	28,801	22,408	9,604	2,672	4,538
Spain	—	—	—	—	—	835	6,841	3,885	7,030	7,188
Japan	—	—	—	—	—	16,559	415	554	530	696
United States of America—										
Vid Atlantic Coast	—	—	—	—	—	1,27,894	1,82,868	48,802	58,134	42,424
,, Pacific ,,	—	—	—	—	—	287	..
Other Foreign Countries	—	—	—	—	—	18,776	11,008	8,676	9,409	11,713
TOTAL FOREIGN COUNTRIES	—	—	—	—	—	4,22,692	5,55,696	2,07,469	2,07,602	1,69,833
Share of Bengal	—	—	—	—	—	2,68,708	4,32,533	1,77,880	1,51,042	1,23,032
,, Bombay	—	—	—	—	—	8,56,478	7,51,053	5,85,534	6,06,612	4,50,670
,, Sind	—	—	—	—	—	2,12,064	10,37,121	3,36,308	1,79,633	1,88,571
,, Madras	—	—	—	—	—	61,884	34,704	18,335	19,349	11,564
,, Burma	—	—	—	—	—	1,64,923	2,57,916	72,631	37,454	48,628
TOTAL	—	—	—	—	—	15,64,047	25,13,327	11,90,728	9,94,090	8,52,375
Gunpowder, Black (III. B)—	Lbs.	Lbs.	Lbs.	Lbs.	Lbs.					
United Kingdom (including Channel Islands)	43,600	55,400	76,025	76,455	60,475	42,646	45,687	53,984	51,028	40,757
Belgium	19,125	3,050	8,806	2,027
Other Foreign Countries	400	472
TOTAL FOREIGN COUNTRIES	..	400	..	19,125	3,050	..	472	..	8,806	2,027
Share of Bengal	19,200	21,306	19,875	17,300	23,625	20,509	21,255	20,370	18,361	19,420
,, Bombay	13,025	24,625	50,450	72,800	36,100	14,867	18,017	29,654	38,231	21,390
,, Sind	5,750	4,600	3,550	2,600	..	3,614	3,028	2,651	1,400	..
,, Madras	5,525	4,625	2,050	2,380	3,300	3,541	3,057	1,309	1,752	1,974
,, Burma	100	650	115	804
TOTAL	48,600	55,600	76,025	95,580	93,525	42,646	46,159	53,984	59,834	42,784
Gunpowder, Smokeless (III. B)—	Lbs.	Lbs.	Lbs.	Lbs.	Lbs.					
United Kingdom (including Channel Islands)	11,275	13,980	4,720	6,115	6,020	24,117	24,748	11,314	15,475	9,652
Share of Bengal	10,975	3,580	1,385	5,163	5,330	22,783	19,600	5,692	14,368	3,133
,, Bombay	260	325	800	335	475	1,133	1,361	3,553	536	1,232
,, Sind	5,000	1,000	3,686	1,346
,, Madras	50	25	1,035	25	215	201	101	722	101	237
,, Burma	300	470	..
TOTAL	11,275	13,980	4,720	6,115	6,020	24,117	24,748	11,314	15,475	9,652

GENERAL IMPORTS

(42)

No. 10 -continued

ARTICLES, AND COUNTRIES OF CONSIGNMENT; ALSO SHARE OF EACH PROVINCE	QUANTITY					VALUE				
	1930-31	1931-32	1932-33	1933-34	1934-35	1930-31	1931-32	1932-33	1933-34	1934-35
	Lbs.	Lbs.	Lbs.	Lbs.	Lbs.	R	R	R	R	R
Arms, Ammunition and Military stores—concluded										
<i>Gunpowder, others (III. B)—</i>										
United Kingdom (including Channel Islands)	8,938	2,726	1,830	4,976	13,155	5,720	1,753	3,430	3,076	3,127
Share of Bengal	16	126	40	73	..
" Bombay	6,850	3,680
" Sind	3,000	1,684
" Madras	2,088	2,726	2,815	4,850	13,155	2,060	1,753	1,706	3,002	3,127
TOTAL	8,938	2,726	5,880	4,976	13,155	5,720	1,753	3,430	3,076	3,127
Other sorts of arms, etc. (III. B)—										
United Kingdom (including Channel Islands)	—	—	—	—	—	1,35,210	2,26,551	1,12,261	1,02,788	1,03,774
Other British Possessions	—	—	—	—	—	1,290	2,666	466	836	2,302
TOTAL BRITISH EMPIRE	—	—	—	—	—	1,36,500	2,29,217	1,12,726	1,03,624	1,06,076
Germany	—	—	—	—	—	12,856	12,377	8,436	11,303	9,002
France	—	—	—	—	—	7,705	4,168	4,436	674	125
Other Foreign Countries	—	—	—	—	—	6,045	3,169	1,317	1,644	3,835
TOTAL FOREIGN COUNTRIES	—	—	—	—	—	26,606	19,704	14,187	13,621	12,862
Share of Bengal	—	—	—	—	—	21,754	1,51,926	20,841	17,005	13,286
" Bombay	—	—	—	—	—	93,355	56,100	53,417	43,616	54,431
" Sind	—	—	—	—	—	20,861	27,474	20,192	29,704	26,441
" Madras	—	—	—	—	—	10,852	3,562	6,058	7,841	3,783
" Burma	—	—	—	—	—	16,289	8,859	11,395	13,450	11,047
TOTAL	—	—	—	—	—	1,63,111	2,47,921	1,20,913	1,17,225	1,10,033
Total value of Arms, Ammunition and Military stores—										
United Kingdom (including Channel Islands)	—	—	—	—	—	44,79,492	56,99,590	37,08,593	36,80,261	38,37,399
Ceylon (excluding Maldives)	—	—	—	—	—	8,629	9,008	7,692	7,318	4,347
Straits Settlements	—	—	—	—	—	9,679	8,471	3,375	880	1,882
Hongkong	—	—	—	—	—	8,835	240	720	254	2,951
Kenya Colony	—	—	—	—	—	4,760	4,525	3,568	32,007	4,662
Other British Possessions	—	—	—	—	—	3,788	5,541	3,246	7,213	6,491
TOTAL BRITISH EMPIRE	—	—	—	—	—	46,16,183	57,22,375	37,35,792	37,33,923	38,38,732
Poland (including Danzig)	—	—	—	—	—	644	11,059
Germany	—	—	—	—	—	8,39,996	4,75,102	1,82,544	2,02,418	1,76,417
Belgium	—	—	—	—	—	1,65,826	3,02,375	3,64,514	2,26,541	67,463
France	—	—	—	—	—	58,241	61,055	31,377	9,550	12,673
Spain	—	—	—	—	—	835	6,866	3,385	7,047	7,133
Italy (including Fiume)	—	—	—	—	—	529	445	320	383	5,802
Japan	—	—	—	—	—	17,616	2,559	741	671	1,929
United States of America—										
Via Atlantic Coast	—	—	—	—	—	2,89,003	2,65,858	85,796	1,05,330	1,20,205
" Pacific "	—	—	—	—	—	208	..
Other Foreign Countries	—	—	—	—	—	14,613	11,790	9,223	9,876	10,356
TOTAL FOREIGN COUNTRIES	—	—	—	—	—	8,86,639	11,20,050	6,78,400	5,62,703	4,12,842
Share of Bengal	—	—	—	—	—	16,67,961	17,13,283	9,61,266	9,93,701	12,20,700
" Bombay	—	—	—	—	—	16,65,714	14,53,064	10,84,603	11,22,548	10,30,628
" Sind	—	—	—	—	—	6,00,323	22,30,557	11,32,363	3,14,458	6,62,206
" Madras	—	—	—	—	—	3,19,660	3,03,910	7,37,739	3,36,758	3,32,305
" Burma	—	—	—	—	—	7,18,979	6,42,581	4,41,727	5,25,191	4,36,236
TOTAL	—	—	—	—	—	54,01,872	68,43,425	44,14,192	42,96,656	42,71,574

No. 10—continued

ARTICLES, AND COUNTRIES OF CONSIGNMENT; ALSO SHARE OF EACH PROVINCE	QUANTITY					VALUE				
	1930-31	1931-32	1932-33	1933-34	1934-35	1930-31	1931-32	1932-33	1933-34	1934-35
						R	R	R	R	R
Art. works of (other than pictures) (III. U)—										
United Kingdom (including Channel Islands)	—	—	—	—	—	35,130	94,286	29,928	40,983	38,491
Ceylon (excluding Maldives)	—	—	—	—	—	8,298	6,052	6,349	8,405	5,683
Other British Possessions	—	—	—	—	—	2,160	4,480	2,826	2,656	3,082
TOTAL BRITISH EMPIRE	—	—	—	—	—	45,588	1,04,818	39,103	52,044	47,836
Germany	—	—	—	—	—	18,452	7,807	7,725	11,978	8,451
France	—	—	—	—	—	31,115	58,396	57,014	7,878	11,495
Italy (including Fiume)	—	—	—	—	—	1,50,810	82,634	1,12,895	46,679	83,084
Austria	—	—	—	—	—	7,416	388	269	8,044	2,025
Other Foreign Countries	—	—	—	—	—	13,013	9,394	8,781	9,793	11,356
TOTAL FOREIGN COUNTRIES	—	—	—	—	—	2,20,806	1,58,599	1,86,684	78,367	1,16,391
Share of Bengal	—	—	—	—	—	41,539	34,899	50,059	41,018	43,034
Bombay	—	—	—	—	—	1,36,332	1,29,863	1,44,339	99,065	81,877
Sind	—	—	—	—	—	56,041	52,173	14,998	9,209	20,764
Madras	—	—	—	—	—	12,311	19,215	6,779	6,317	11,758
Burma	—	—	—	—	—	19,671	25,277	8,052	4,703	4,194
TOTAL	—	—	—	—	—	2,66,394	2,61,417	2,25,787	1,30,411	1,64,227
Asbestos— Inac. (II. B)—										
Union of South Africa	—	—	—	—	4,929	—	—	—	—	41,904
Other British Possessions	—	—	—	19	—	—	—	—	545	—
TOTAL BRITISH EMPIRE	—	—	—	19	4,929	—	—	—	545	41,904
Portuguese East Africa	—	—	—	7,144	11,845	—	—	—	82,766	1,10,730
Germany	—	—	—	—	—	—	—	—	3	—
United States of America— Via Atlantic Coast	—	—	—	—	536	—	—	—	—	6,010
TOTAL FOREIGN COUNTRIES	—	—	—	7,144	11,881	—	—	—	82,769	1,16,740
Share of Bengal	—	—	—	—	4,929	—	—	—	—	41,904
Bombay	—	—	—	—	7,163	—	—	—	33,236	1,16,740
Madras	—	—	—	—	—	—	—	—	3	—
Burma	—	—	—	—	—	—	—	—	75	—
TOTAL	—	—	—	7,163	16,810	—	—	—	83,314	1,58,644
Manufactures—										
Asbestos packing (III. U)—										
United Kingdom (including Channel Islands)	—	—	—	—	—	3,43,447	1,01,613	2,13,261	2,03,168	1,92,138
Other British Possessions	—	—	—	—	—	2	172	255	133	107
TOTAL BRITISH EMPIRE	—	—	—	—	—	3,43,449	1,01,785	2,13,516	2,03,301	1,92,245
Germany	—	—	—	—	—	1,15,879	27,408	20,781	5,894	5,122
Belgium	—	—	—	—	—	11,333	5,856	4,093	2,080	1,752
Austria	—	—	—	—	—	2,513	4,912	6,835	2,600	1,116
Czechoslovakia	—	—	—	—	—	2,353	2,410	6,514	1,244	6,161
Japan	—	—	—	—	—	20,248	10,656	7,456	9,870	2,037
United States of America— Via Atlantic Coast	—	—	—	—	—	9,964	7,558	1,711	141	439
Pacific	—	—	—	—	—	—	761	—	31	117
Other Foreign Countries	—	—	—	—	—	9,309	8,980	5,307	183	1,843
TOTAL FOREIGN COUNTRIES	—	—	—	—	—	1,71,594	62,341	54,457	21,503	18,637
Share of Bengal	—	—	—	—	—	1,42,533	67,756	33,524	72,914	67,724
Bombay	—	—	—	—	—	2,36,019	94,497	1,01,078	32,246	71,406
Sind	—	—	—	—	—	20,667	17,019	13,398	16,249	18,256
Madras	—	—	—	—	—	30,076	21,227	31,971	19,214	16,058
Burma	—	—	—	—	—	83,455	63,627	43,039	36,371	37,439
TOTAL	—	—	—	—	—	5,15,043	2,54,126	2,08,003	2,34,894	2,10,892
Sheets, slates, etc., of asbestos cement (III. U)*—										
United Kingdom (including Channel Islands)	—	—	—	2,096	1,202	—	—	—	3,35,039	2,20,965
Other British Possessions	—	—	—	—	6	—	—	—	40	520
TOTAL BRITISH EMPIRE	—	—	—	2,096	1,208	—	—	—	3,35,079	2,21,485
Belgium	—	—	—	2,086	2,698	—	—	—	1,88,719	2,45,700
Italy (including Fiume)	—	—	—	342	651	—	—	—	86,568	66,689
Yugoslavia (Kingdom of the Serbs-Croats and Slo- venes)	—	—	—	518	1,050	—	—	—	46,530	1,00,149
Japan	—	—	—	34	98	—	—	—	2,367	7,837
Other Foreign Countries	—	—	—	79	49	—	—	—	6,387	6,988
TOTAL FOREIGN COUNTRIES	—	—	—	3,039	4,571	—	—	—	2,80,320	4,27,343
Share of Bengal	—	—	—	—	1,200	—	—	—	1,47,785	1,89,230
Bombay	—	—	—	—	1,476	—	—	—	1,86,477	2,41,700
Sind	—	—	—	—	1,086	—	—	—	1,50,825	63,872
Madras	—	—	—	—	339	—	—	—	97,659	1,05,844
Burma	—	—	—	—	438	—	—	—	38,963	68,142
TOTAL	—	—	—	5,135	5,779	—	—	—	6,15,869	6,48,828

* Separately recorded from 1933-34.

ARTICLES, AND COUNTRIES OF CONSIGNMENT; ALSO SHARE OF EACH PROVINCE	QUANTITY					VALUE				
	1930-31	1931-32	1932-33	1933-34	1934-35	1930-31	1931-32	1932-33	1933-34	1934-35
						R	R	R	R	R
<i>Asbestos—continued</i>										
<i>Manufactures—continued</i>										
Other manufactures (III. U)—										
United Kingdom (including Channel Islands)	—	—	—	—	—	14,37,108	9,24,518	7,33,143	5,84,406	6,50,080
Canada— Via Atlantic Coast	—	—	—	—	—	4,601	2,722	6,668	1,100	5,043
Other British Possessions	—	—	—	—	—	2,634	1,734	1,200	370	905
TOTAL BRITISH EMPIRE	—	—	—	—	—	14,44,438	9,28,074	7,41,011	5,86,026	6,56,037
Germany	—	—	—	—	—	1,83,443	90,105	1,26,926	1,08,500	77,417
Netherlands	—	—	—	—	—	216	980	5,620	1,370	425
Belgium	—	—	—	—	—	2,22,794	38,562	48,537	2,081	15,040
France	—	—	—	—	—	16,020	5,374	10,537	164	1,729
Italy (including Fiume)	—	—	—	—	—	2,38,620	1,31,236	46,637	3,141	3,418
Austria	—	—	—	—	—	16,815	2,948	5,447	11,664	13,984
Czechoslovakia	—	—	—	—	—	10,121	4,834	930	242	1,390
Yugoslavia (Kingdom of the Serbs-Croats and Slovenes)	—	—	—	—	—	1,22,458	53,548	86,214	616	3,473
Japan	—	—	—	—	—	12,738	459	715	10,397	8,086
United States of America—										
Via Atlantic Coast	—	—	—	—	—	50,068	23,003	19,551	30,617	34,077
" Pacific "	—	—	—	—	—	3,714	136	184
Other Foreign Countries	—	—	—	—	—	..	7	2,308	139	893
TOTAL FOREIGN COUNTRIES	—	—	—	—	—	8,77,007	3,69,456	3,53,428	1,69,307	1,09,725
Share of Bengal	—	—	—	—	—	6,99,911	6,12,110	3,91,258	3,34,378	3,39,982
" Bombay	—	—	—	—	—	7,98,220	3,08,806	3,24,491	2,06,793	2,01,130
" Sind	—	—	—	—	—	3,52,423	1,30,343	1,92,497	39,596	29,037
" Madras	—	—	—	—	—	2,33,014	2,14,744	1,08,091	94,736	1,10,967
" Burma	—	—	—	—	—	1,37,872	71,927	78,072	79,836	85,696
TOTAL	—	—	—	—	—	23,21,440	12,88,430	10,04,439	7,55,333	8,16,762
<i>Total value of Asbestos manufacture —</i>										
BRITISH EMPIRE	—	—	—	—	—	17,87,832	11,20,759	9,54,557	11,24,634	10,69,767
FOREIGN COUNTRIES	—	—	—	—	—	10,48,601	4,21,797	4,07,885	4,71,292	5,06,705
TOTAL	—	—	—	—	—	28,36,433	15,42,556	13,62,442	15,95,926	16,76,472
<i>Baskets and Basketware (III. U)—</i>										
United Kingdom (including Channel Islands)	—	—	—	—	—	8,708	4,009	764	11,452	1,800
Other British Possessions	—	—	—	—	—	8,180	6,215	2,910	2,322	1,151
TOTAL BRITISH EMPIRE	—	—	—	—	—	16,888	10,224	3,674	13,774	2,951
China (exclusive of Hong- kong and Macão)	—	—	—	—	—	6,512	2,879	769	1,198	299
Other Foreign Countries	—	—	—	—	—	3,742	3,818	1,950	1,054	2,459
TOTAL FOREIGN COUNTRIES	—	—	—	—	—	10,254	6,697	2,719	2,252	2,758
Share of Bengal	—	—	—	—	—	9,418	3,766	615	1,451	1,931
" Bombay	—	—	—	—	—	2,931	6,963	1,700	2,740	3,170
" Sind	—	—	—	—	—	601	970	508	172	74
" Madras	—	—	—	—	—	1,110	2,549	3,938	11,556	636
" Burma	—	—	—	—	—	10,032	3,673	632	742	899
TOTAL	—	—	—	—	—	27,112	16,921	6,393	16,626	5,709

No. 10—continued

ARTICLES, AND COUNTRIES OF CONSIGNMENT; ALSO SHARE OF EACH PROVINOR	QUANTITY					VALUE				
	1930-31	1931-32	1932-33	1933-34	1934-35	1930-31	1931-32	1932-33	1933-34	1934-35
Belting for Machinery—						R	R	R	R	R
<i>Of Cotton (III. J)—</i>										
United Kingdom (including Channel Islands)	—	—	—	—	—	8,12,218	4,59,825	5,00,467	4,89,408	5,13,077
Hongkong	—	—	—	—	—	10,776	627
Other British Possessions	—	—	—	—	—	902	2,030	4,837	1,249	581
TOTAL BRITISH EMPIRE	—	—	—	—	—	8,23,896	4,62,491	5,95,304	4,70,652	5,13,658
Germany	—	—	—	—	—	43,210	40,677	32,739	17,332	12,400
Belgium	—	—	—	—	—	3,304	2,555	2,911	2,332	2,294
Japan	—	—	—	—	—	470	2,664	10,018	17,039	21,636
United States of America— Vid Atlantic Coast	—	—	—	—	—	1,881	16,391	30,983	13,315	24,943
“ Pacific “	—	—	—	—	—	458	..	110
Other Foreign Countries	—	—	—	—	—	6,031	4,155	5,255	3,701	2,209
TOTAL FOREIGN COUNTRIES	—	—	—	—	—	77,854	75,442	88,021	60,119	63,432
<i>Share of Bengal</i>	—	—	—	—	—	4,99,614	2,17,145	3,35,941	2,79,230	3,13,017
“ Bombay	—	—	—	—	—	85,504	95,909	90,119	76,336	1,11,740
“ Sind	—	—	—	—	—	23,330	25,322	10,259	2,413	10,277
“ Madras	—	—	—	—	—	1,73,481	1,23,074	1,67,072	1,02,249	80,714
“ Burma	—	—	—	—	—	1,19,321	78,682	89,934	69,993	61,392
TOTAL	—	—	—	—	—	9,01,260	5,37,933	6,83,325	5,30,771	5,77,140
<i>Of Leather (III. J)—</i>										
United Kingdom (including Channel Islands)	—	—	—	—	—	18,43,724	15,03,724	15,54,168	13,02,511	14,09,579
Other British Possessions	—	—	—	—	—	..	1,179	1,403	902	2,212
TOTAL BRITISH EMPIRE	—	—	—	—	—	18,43,724	15,04,903	15,55,560	13,03,413	14,11,791
Germany	—	—	—	—	—	35,612	55,988	1,13,724	33,103	29,413
Netherlands	—	—	—	—	—	32,324	33,450	79,108	47,194	65,519
Belgium	—	—	—	—	—	29,089	7,333	27,326	3,503	4,499
France	—	—	—	—	—	2,432	410	4,004	2,111	9,333
Switzerland	—	—	—	—	—	3,958	7,331	160	5,334	1,963
Italy (including Fiume)	—	—	—	—	—	6,715	10,245	6,019	14,544	580
Czechoslovakia	—	—	—	—	—	8,376	10,536	11,553	9,931	14,134
Japan	—	—	—	—	—	33,464	62,353	98,046	79,436	1,22,257
United States of America— Vid Atlantic Coast	—	—	—	—	—	7,59,347	3,35,135	7,09,331	7,30,413	7,95,376
“ Pacific “	—	—	—	—	—	259	..	201
Other Foreign Countries	—	—	—	—	—	..	7,531	2,521	3,100	4,302
TOTAL FOREIGN COUNTRIES	—	—	—	—	—	10,11,976	10,35,960	10,53,143	9,33,254	10,47,926
<i>Share of Bengal</i>	—	—	—	—	—	6,76,355	3,76,376	4,94,106	5,03,749	5,50,563
“ Bombay	—	—	—	—	—	19,03,179	20,56,713	19,26,308	16,04,373	17,52,300
“ Sind	—	—	—	—	—	17,344	14,967	14,333	13,323	63,579
“ Madras	—	—	—	—	—	1,30,352	1,34,105	1,48,661	1,53,193	91,413
“ Burma	—	—	—	—	—	22,370	13,202	35,301	12,019	11,363
TOTAL	—	—	—	—	—	28,60,700	25,95,363	16,08,714	22,36,607	24,59,717
<i>Of other materials (including Oats) (III. J)—</i>										
United Kingdom (including Channel Islands)	—	—	—	—	—	19,72,952	12,32,374	14,05,398	12,30,240	13,32,327
Straits Settlements	—	—	—	—	—	6,430	7,111	12,536	10,179	2,360
Canada— Vid Atlantic Coast	—	—	—	—	—	15,750	3,098	14,233	2,336	17,000
“ Pacific “	—	—	—	—	—	2,240
Other British Possessions	—	—	—	—	—	552	2,553	475	1,920	943
TOTAL BRITISH EMPIRE	—	—	—	—	—	19,95,734	13,00,641	14,34,397	12,95,025	14,03,133

GENERAL IMPORTS

No. 10—continued

ARTICLES, AND COUNTRIES OF CONSIGNMENT; ALSO SHARE OF EACH PROVINCE	QUANTITY					VALUE				
	1930-31	1931-32	1932-33	1933-34	1934-35	1930-31	1931-32	1932-33	1933-34	1934-35
						R	R	R	R	R
Beltng for Machinery—continued										
<i>Of other materials (including cotn) (III. J)—continued</i>										
Germany	—	—	—	—	—	2,82,074	2,09,878	2,26,885	1,46,240	1,14,088
Belgium	—	—	—	—	—	37,599	15,571	11,856	9,441	2,581
Hungary	—	—	—	—	—	..	609	362	2,709	8,387
Japan	—	—	—	—	—	1,18,062	89,965	2,13,926	2,00,741	3,20,667
United States of America—										
<i>Via Atlantic Coast</i>	—	—	—	—	—	1,18,317	1,49,764	78,986	58,928	92,695
<i>" Pacific "</i>	—	—	—	—	—	48,884	47,237	23,127	15,320	2,882
Other Foreign Countries	—	—	—	—	—	4,883	3,852	3,803	4,966	1,436
TOTAL FOREIGN COUNTRIES	—	—	—	—	—	6,04,319	5,76,876	5,58,945	4,93,343	5,42,606
<i>Share of Bengal</i>	—	—	—	—	—	10,82,661	7,01,936	8,14,847	7,46,075	7,15,617
<i>" Bombay</i>	—	—	—	—	—	6,26,335	5,53,789	5,68,606	4,73,266	5,07,103
<i>" Sind</i>	—	—	—	—	—	2,30,409	1,62,775	1,61,299	1,42,548	1,77,096
<i>" Madras</i>	—	—	—	—	—	1,78,445	1,34,430	1,29,010	1,11,983	1,28,883
<i>" Burma</i>	—	—	—	—	—	4,88,203	3,24,667	3,20,080	3,14,498	4,14,042
TOTAL	—	—	—	—	—	26,00,053	18,77,517	19,93,842	17,88,370	19,45,741
Total value of Beltng for machinery—										
United Kingdom (including Channel Islands)	—	—	—	—	—	48,38,894	32,51,423	36,50,028	30,52,154	33,04,983
Straits Settlements	—	—	—	—	—	6,480	17,111	2,885	11,187	5,032
Hongkong	—	—	—	—	—	10,776	627	..	251	..
Canada—										
<i>Via Atlantic Coast</i>	—	—	—	—	—	16,750	8,098	18,325	3,678	17,521
<i>" Pacific "</i>	—	—	—	—	—	2,249
Other British Possessions	—	—	—	—	—	1,454	5,776	2,280	1,820	1,048
TOTAL BRITISH EMPIRE	—	—	—	—	—	46,68,354	32,73,035	35,85,767	30,69,090	33,28,584
Germany	—	—	—	—	—	3,60,896	3,75,541	3,73,348	1,96,975	1,55,881
Netherlands	—	—	—	—	—	83,017	88,450	79,901	47,194	65,519
Belgium	—	—	—	—	—	74,992	25,459	42,093	15,825	9,324
France	—	—	—	—	—	2,482	410	4,004	2,111	9,438
Switzerland	—	—	—	—	—	3,958	7,831	160	6,906	1,963
Italy (including Fiume)	—	—	—	—	—	13,128	12,844	7,768	14,544	2,734
Hungary	—	—	—	—	—	..	817	1,687	4,330	8,387
Czechoslovakia	—	—	—	—	—	11,255	12,494	12,671	10,151	14,184
Java	—	—	—	—	—	6,231	..
Japan	—	—	—	—	—	2,01,996	1,54,982	3,27,900	3,56,316	4,64,560
United States of America—										
<i>Via Atlantic Coast</i>	—	—	—	—	—	3,97,045	10,01,340	8,19,855	8,53,161	9,12,954
<i>" Pacific "</i>	—	—	—	—	—	44,101	47,237	23,438	15,320	2,882
Other Foreign Countries	—	—	—	—	—	829	10,873	7,249	8,644	6,238
TOTAL FOREIGN COUNTRIES	—	—	—	—	—	16,98,649	17,38,278	17,00,114	15,36,718	16,54,014
<i>Share of Bengal</i>	—	—	—	—	—	22,69,130	19,35,967	16,34,894	15,29,054	15,82,197
<i>" Bombay</i>	—	—	—	—	—	26,75,018	27,06,492	26,84,038	21,54,625	23,71,143
<i>" Sind</i>	—	—	—	—	—	2,71,083	2,03,674	1,86,396	1,58,289	2,40,959
<i>" Madras</i>	—	—	—	—	—	5,26,278	3,91,609	4,44,743	3,67,430	3,01,009
<i>" Burma</i>	—	—	—	—	—	6,30,494	4,13,771	4,35,515	3,96,510	4,37,397
TOTAL	—	—	—	—	—	63,62,008	50,11,313	52,85,831	46,05,808	49,82,598

No. 10—continued

ARTICLES, AND COUNTRIES OF CONSIGNMENT; ALSO SHARE OF EACH PROVINCE	QUANTITY					VALUE				
	1930-31	1931-32	1932-33	1933-34	1934-35	1930-31	1931-32	1932-33	1933-34	1934-35
						₹	₹	₹	₹	₹
Bobbins (III. U)—										
United Kingdom (including Channel Islands)	—	—	—	—	—	34,48,520	23,00,477	19,16,286	18,71,658	17,84,273
Straits Settlements	—	—	—	—	—	6,817
Other British Possessions	—	—	—	—	—	271	..	164	..	33
TOTAL BRITISH EMPIRE	—	—	—	—	—	34,48,791	23,00,477	19,16,450	18,71,658	17,91,123
Finland	—	—	—	—	—	28,053	32,036	32,211	18,344	9,221
Sweden	—	—	—	—	—	5,874	2,962	1,658	8,305	10,301
Germany	—	—	—	—	—	1,95,887	2,74,308	3,78,711	2,85,240	2,41,747
France	—	—	—	—	—	65,817	55,973	4,958	42	..
Spain	—	—	—	—	—	890	9,058	9,251	2,537	26,230
Portugal	—	—	—	—	—	6,260
Switzerland	—	—	—	—	—	8,483	60	6,631	304	570
Italy (including Fiume)	—	—	—	—	—	18,556	46,620	18,400	14,034	2,598
Austria	—	—	—	—	—	26,126	23,025	10,172	9,809	2,097
Czechoslovakia	—	—	—	—	—	4,074	7,739	635	..	74
Japan	—	—	—	—	—	4,91,725	3,64,398	4,74,532	5,30,618	7,78,880
United States of America—										
Via Atlantic Coast	—	—	—	—	—	2,080	13,526	140
Other Foreign Countries	—	—	—	—	—	3,794	518	3,698	..	6,044
TOTAL FOREIGN COUNTRIES	—	—	—	—	—	8,50,239	8,30,573	9,40,890	8,59,238	10,84,162
Share of Bengal	—	—	—	—	—	7,26,395	3,54,121	3,41,422	3,46,454	3,66,661
" <i>Bombay</i>	—	—	—	—	—	33,58,630	37,33,264	23,93,720	16,48,218	23,05,541
" <i>Madras</i>	—	—	—	—	—	2,14,044	1,18,665	1,22,198	2,36,214	210,616
" <i>Burma</i>	—	—	—	—	—	11	547
TOTAL	—	—	—	—	—	42,99,030	31,91,050	28,57,340	22,30,886	28,75,285
Books, printed, and printed matter (not being stationery), including maps and charts (III. U)—										
United Kingdom (including Channel Islands)	Owts.	Owts.	Owts.	Owts.	Owts.					
Ceylon (excluding Maldives)	244	233	365	391	168	24,061	38,771	25,294	18,382	18,045
Straits Settlements	225	236	240	179	315	21,059	23,052	16,231	11,671	17,407
Hongkong	63	74	61	71	265	6,172	5,677	5,856	4,164	12,644
Canada—										
Via Atlantic Coast	134	42	68	26	69	15,886	8,108	12,124	3,633	9,034
" Pacific "	1	2	1	5	..	214	103	300	547	79
Commonwealth of Australia	50	56	48	88	47	14,567	3,232	8,482	13,641	6,021
Other British Possessions	29	65	38	27	58	3,307	8,513	5,228	2,688	5,052
TOTAL BRITISH EMPIRE	27,197	24,396	22,104	24,202	27,033	52,86,511	41,51,717	39,09,977	42,44,981	44,42,625
Sweden	24	36	80	56	35	1,999	3,445	3,761	8,068	4,227
Germany	2,184	1,493	1,173	1,000	1,127	1,56,527	1,78,333	1,18,631	1,13,403	1,15,234
Netherlands	266	207	147	118	313	32,012	25,855	11,677	20,255	22,713
Belgium	119	104	249	301	109	15,911	14,452	29,769	35,934	12,533
France	441	332	302	403	336	33,835	45,272	34,597	42,171	35,234
Switzerland	76	57	9	9	52	6,137	3,130	2,973	2,043	10,373
Italy (including Fiume)	140	92	103	81	113	11,940	10,261	15,569	7,779	9,752

GENERAL IMPORTS

No. 10—continued

ARTICLES, AND COUNTRIES OF CONSIGNMENT; ALSO SHARE OF EACH PROVINCE	QUANTITY					VALUE				
	1930-31	1931-32	1932-33	1933-34	1934-35	1930-31	1931-32	1932-33	1933-34	1934-35
Books, printed, and printed matter (not being stationery), including maps and charts (III. U)—continued						R	R	R	R	R
	Cwts.	Cwts.	Cwts.	Cwts.	Cwts.					
China (exclusive of Hongkong and Macao)	147	183	152	199	230	11,951	16,181	9,662	14,854	13,818
Japan	241	251	288	428	520	21,118	19,761	18,088	32,597	34,065
Egypt	253	146	321	264	205	23,640	16,973	29,985	28,758	43,986
United States of America—										
<i>Vid Atlantic Coast</i>	3,131	3,200	2,339	2,590	3,218	5,16,884	5,10,731	3,76,168	3,69,503	4,17,030
<i>„ Pacific „</i>	41	52	39	57	72	4,837	20,910	6,127	9,970	9,372
Other Foreign Countries	148	160	100	98	236	12,997	10,402	10,518	9,138	16,032
TOTAL FOREIGN COUNTRIES	7,211	6,371	5,252	5,609	6,650	3,54,804	3,80,710	6,67,700	6,87,583	7,45,025
<i>Share of Bengal</i>	12,234	10,558	9,701	10,073	11,119	24,55,934	21,13,502	17,73,972	18,85,236	19,54,171
<i>„ Bombay</i>	14,810	13,193	11,395	12,541	14,272	22,04,521	20,44,074	18,95,193	20,22,114	21,72,971
<i>„ Sind</i>	781	832	816	864	1,037	1,60,280	1,63,146	1,56,154	1,61,967	1,67,153
<i>„ Madras</i>	4,634	4,064	3,727	4,436	4,967	3,75,928	7,72,080	6,19,186	6,59,530	7,00,171
<i>„ Burma</i>	2,449	2,070	1,717	1,897	2,283	2,94,742	2,45,531	1,93,167	2,13,667	1,93,991
TOTAL	34,408	30,767	27,356	29,811	33,078	60,91,406	53,38,493	46,37,077	49,32,514	51,89,463
Boots and Shoes—										
All leather (III. A)—	Pairs	Pairs	Pairs	Pairs	Pairs					
United Kingdom (including Channel Islands)	172,904	108,903	107,156	101,303	111,069	9,60,035	5,92,659	5,32,550	5,25,744	5,30,772
Ceylon (excluding Maldives)	201	690	1,033	2,881	445	692	1,496	1,903	9,326	780
Straits Settlements	1,014	2,931	2,386	2,055	1,788	2,075	5,272	3,835	4,288	2,775
Hongkong	1,666	1,753	1,186	1,204	862	5,699	3,324	1,753	1,386	882
Other British Possessions	395	248	207	203	176	838	743	513	1,036	640
TOTAL BRITISH EMPIRE	176,180	114,525	111,918	107,646	114,340	9,79,539	6,03,494	5,40,560	5,41,780	5,41,858
Germany	4,986	7,211	21,618	22,677	3,278	39,141	38,978	78,171	85,178	19,832
Belgium	908	1,076	1,899	80	115	4,263	4,764	7,115	830	367
France	1,409	540	851	248	509	9,225	8,200	6,687	1,884	5,754
Switzerland	411	327	755	61	860	3,338	3,214	7,076	523	2,760
Italy (including Fiume)	4,528	70,848	173,061	51,354	4,394	33,440	2,38,400	4,04,378	1,46,392	14,039
Austria	1,595	4,180	2,245	454	2,189	17,231	31,962	20,567	1,815	15,767
Czechoslovakia	83,479	37,999	96,364	140,361	212,207	1,73,507	1,63,418	2,81,430	4,04,389	5,83,892
Iraq	284	123	134	3,528	185	410	309	206	6,208	172
Japan	3,668	1,560	14,316	21,264	12,646	3,906	2,329	10,891	24,168	17,734
United States of America—										
<i>Vid Atlantic Coast</i>	40,088	3,346	175	87	377	19,858	5,370	1,716	678	1,970
<i>„ Pacific „</i>	8	..	10	7	9	16	..	46	16	42
Other Foreign Countries	1,153	2,338	1,564	783	1,065	6,629	6,234	2,781	1,285	1,260
TOTAL FOREIGN COUNTRIES	97,460	120,547	312,992	241,390	237,333	3,15,064	5,03,268	3,81,509	6,73,871	6,63,404
<i>Share of Bengal</i>	48,135	33,089	254,658	193,101	161,101	3,08,869	3,02,355	7,35,484	5,32,219	4,66,190
<i>„ Bombay</i>	80,078	82,523	104,761	94,203	121,169	4,44,600	4,49,461	3,83,861	3,35,463	4,15,123
<i>„ Sind</i>	61,667	13,978	11,265	15,394	16,664	1,30,013	32,051	53,004	69,419	74,383
<i>„ Madras</i>	3,938	6,447	6,288	9,513	10,125	53,334	32,600	21,180	38,977	36,423
<i>„ Burma</i>	74,875	46,055	47,933	36,325	42,614	4,53,021	2,39,705	3,28,540	1,89,573	2,14,143
TOTAL	273,640	244,072	424,910	349,036	361,673	12,94,003	11,06,762	14,22,060	13,15,051	12,05,262

No. 10—continued

ARTICLES, AND COUNTRIES OF CONSIGNMENT; ALSO SHARE OF EACH PROVINCE	QUANTITY					VALUE				
	1930-31	1931-32	1932-33	1933-34	1934-35	1930-31	1931-32	1932-33	1933-34	1934-35
Boots and Shoes—continued						₹	₹	₹	₹	₹
Rubber soled—										
With canvas uppers (III. A)—	Pairs	Pairs	Pairs	Pairs	Pairs					
United Kingdom (including Channel Islands)	28,265	19,801	9,211	10,791	15,788	59,829	18,297	4,859	4,189	32,210
Straits Settlements	48,661	115,204	40,124	38,272	17	53,206	72,907	25,964	16,248	14
Canada—										
Via Atlantic Coast	70,184	1,056	..	1,421	1,182	1,55,378	2,148	..	1,654	2,410
Other British Possessions	151	5,496	8,768	1,889	35	104	3,372	3,591	1,264	29
TOTAL BRITISH EMPIRE	147,261	141,707	59,108	52,873	17,022	2,68,512	96,724	44,614	38,355	34,663
Germany	177,669	54,189	68,013	20,820	1,084	1,59,924	30,149	30,625	9,045	2,564
Italy (including Fiume)	260	161,293	69,202	8,121	196	554	1,08,435	60,798	8,168	296
Austria	22,881	1,608	72	20,913	921	584
Czechoslovakia	7,445	7,979	137,014	22,801	44,254	13,680	10,763	79,195	26,872	54,441
China (exclusive of Hong- kong and Macao)	13,656	44	298	174,956	406	8,950	50	115	80,952
Japan	4,611,825	6,051,116	6,076,585	5,815,670	2,740,820	35,13,505	33,82,717	28,03,949	28,27,085	16,24,803
United States of America—										
Via Atlantic Coast	63,208	3,588	1,491	864	945	1,30,856	13,274	3,297	2,470	3,433
Other Foreign Countries	8,348	360	2,099	6	49	7,070	619	1,771	11	25
TOTAL FOREIGN COUNTRIES	4,891,636	6,268,789	6,355,180	5,868,589	2,962,713	38,40,808	40,55,329	29,95,269	28,78,760	16,75,514
Share of Bengal	2,227,534	3,453,894	3,221,292	3,487,184	1,593,392	15,59,901	21,36,112	14,66,007	16,83,373	8,84,314
" Bombay	1,521,402	1,383,891	1,285,475	819,116	88,280	12,09,245	8,61,333	6,56,960	3,51,394	66,889
" Sind	383,668	414,825	255,883	246,783	199,335	3,66,216	2,65,091	1,17,739	1,09,197	66,837
" Madras	224,973	169,361	140,800	166,116	56,174	2,16,857	1,12,342	65,249	78,999	35,448
" Burma	676,320	1,023,525	1,511,633	1,291,763	1,112,564	7,63,098	7,77,870	8,23,938	6,84,153	6,56,409
TOTAL	5,038,897	6,435,496	6,414,283	5,920,962	2,979,735	41,15,320	41,52,558	30,20,888	29,07,121	17,10,177
With uppers of leather or other materials (III. A) (a)—		Pairs	Pairs	Pairs	Pairs					
TOTAL BRITISH EMPIRE	—	1,247	885	1,259	740	—	2,129	3,107	2,012	1,789
Japan	—	120,714	85,054	102,431	155,649	—	68,686	23,723	75,745	88,266
Other Foreign Countries	—	721	6	52	578	—	481	8	161	1,587
TOTAL FOREIGN COUNTRIES	—	120,435	85,060	102,483	156,227	—	69,167	23,731	75,906	89,853
Share of Bengal	—	124,713	6,262	74,826	148,099	—	65,141	7,064	55,949	33,270
" Bombay	—	3,240	22,580	18,356	2,448	—	1,712	16,868	11,074	2,298
" Sind	—	1,924	585	1,188	142	—	1,686	1,390	1,345	403
" Madras	—	769	1,197	60	746	—	977	764	28	1,703
" Burma	—	1,046	5,331	9,312	5,647	—	1,780	2,032	9,622	3,913
TOTAL	—	121,682	85,045	103,742	156,973	—	71,296	20,898	77,918	91,542

(a) Separately recorded from 1931-32.

GENERAL IMPORTS

(50)

No. 10—continued

ARTICLES, AND COUNTRIES OF CONSIGNMENT; ALSO SHARE OF EACH PROVINCE	QUANTITY					VALUE				
	1930-31	1931-32	1932-33	1933-34	1934-35	1930-31	1931-32	1932-33	1933-34	1934-35
Boots and Shoes—continued						R	R	R	R	R
All Rubber (III. A) (a)—		Pairs	Pairs	Pairs	Pairs					
United Kingdom (including Channel Islands)	—	8,434	76,133	2,746	5,402	—	8,089	38,235	5,491	10,186
Other British Possessions	—	678	577	1,110	230	—	720	643	1,407	156
TOTAL BRITISH EMPIRE	—	9,112	76,710	3,852	5,722	—	9,409	38,878	6,898	10,292
Japan	—	2,532,001	732,060	641,800	624,902	—	9,06,096	3,04,640	2,90,537	2,01,946
Other Foreign Countries	—	2,477	4,330	8,730	5,209	—	3,273	5,002	3,820	4,313
TOTAL FOREIGN COUNTRIES	—	2,534,478	736,390	650,530	630,201	—	9,10,269	3,09,642	3,00,367	2,06,269
<i>Share of Bengal</i>	—	1,992,133	581,154	603,951	595,490	—	6,06,060	2,52,933	2,81,058	2,62,086
„ <i>Bombay</i>	—	646,573	116,320	24,216	11,913	—	1,83,927	49,046	11,752	9,394
„ <i>Sind</i>	—	37,310	2,321	374	6,671	—	20,053	1,375	187	2,999
„ <i>Madras</i>	—	104,556	17,386	15,116	7,339	—	36,672	7,346	5,688	4,591
„ <i>Burma</i>	—	463,014	94,428	10,795	14,560	—	1,72,965	37,821	5,532	7,476
TOTAL	—	2,643,590	813,109	654,452	636,923	—	9,19,678	3,48,520	3,07,265	3,00,555
Of other materials (III. A)—	Pairs	Pairs	Pairs	Pairs	Pairs					
United Kingdom (including Channel Islands)	43,774	15,321	13,665	12,031	12,130	85,301	39,583	32,705	32,368	29,986
Straits Settlements	27,142	8,188	2,811	1,946	1,172	13,938	3,662	1,562	1,033	659
Hongkong	8,605	13,259	4,076	3,190	2,614	5,815	5,031	2,753	1,493	1,386
Other British Possessions	28	286	410	699	252	80	232	62	325	322
TOTAL BRITISH EMPIRE	79,549	37,054	20,962	18,460	16,168	1,05,134	48,508	37,082	35,210	32,331
Germany	21,014	1,271	1,745	1,565	1,423	20,290	4,276	4,323	4,073	3,214
France	839	885	442	4	35	5,588	8,510	3,275	1	210
Switzerland	693	1,178	314	274	266	4,023	6,009	2,948	1,880	1,759
Italy (including Fiume)	1,524	47,983	101,821	11,539	338	2,891	93,084	1,85,297	17,348	779
Austria	9,278	220	40	8,778	635	80
Czechoslovakia	16,386	10,918	32,124	213,277	26,020	38,347	61,974	99,868	1,63,139	66,466
China (exclusive of Hongkong and Macao)	3,104	8,708	1,132	1,122	859	2,899	5,533	1,134	1,021	568
Japan	5,473,765	19,852	33,745	38,417	85,750	31,99,983	11,765	13,479	17,493	57,147
Other Foreign Countries	2,808	643	935	500	603	5,973	2,058	2,283	1,907	1,933
TOTAL FOREIGN COUNTRIES	5,528,442	97,658	172,311	236,588	115,996	32,89,232	1,98,844	3,12,592	2,07,507	1,31,206
<i>Share of Bengal</i>	3,432,436	68,771	123,793	222,710	30,342	21,46,546	1,19,640	2,08,964	1,61,954	62,993
„ <i>Bombay</i>	649,848	25,618	38,199	21,971	23,374	3,27,643	81,961	1,03,323	43,933	43,740
„ <i>Sind</i>	28,941	3,133	3,579	14,347	5,168	33,275	3,036	9,252	9,579	2,867
„ <i>Madras</i>	171,926	8,456	4,270	13,241	48,391	1,01,747	10,167	5,731	13,256	34,340
„ <i>Burma</i>	1,304,840	28,734	23,432	12,735	18,339	7,55,200	32,549	17,354	9,004	29,157
TOTAL	5,607,991	134,712	193,278	235,054	132,104	33,94,416	2,42,352	3,49,674	2,42,726	1,63,687
Total of Boots and Shoes—	Pairs	Pairs	Pairs	Pairs	Pairs					
United Kingdom (including Channel Islands)	244,943	153,249	206,854	129,538	145,175	11,15,065	6,60,849	6,21,329	5,79,666	6,10,814
Ceylon (excluding Maldives)	342	800	1,048	3,571	722	770	1,670	1,916	10,373	1,129
Straits Settlements	76,817	127,357	51,857	43,092	3,118	60,819	32,364	32,085	22,513	3,566
Hongkong	10,295	20,702	9,201	5,958	3,607	11,550	11,373	8,395	3,610	2,340
Canada— Vid Atlantic Coast	70,137	1,080	2	1,553	1,132	1,55,413	2,174	10	2,193	2,410
Other British Possessions	406	457	616	924	194	869	334	566	901	606
TOTAL BRITISH EMPIRE	402,990	303,645	269,578	183,606	153,998	19,53,485	7,60,264	6,64,301	6,19,264	6,20,933

(a) Separately recorded from 1931-32.

No. 10—continued

ARTICLES, AND COUNTRIES OF CONSIGNMENT; ALSO SHARE OF EACH PROVINCE	QUANTITY					VALUE				
	1930-31	1931-32	1932-33	1933-34	1934-35	1930-31	1931-32	1932-33	1933-34	1934-35
Boots and Shoes—concluded						R	R	R	R	R
Total of Boots and Shoes—contd.	Pairs	Pairs	Pairs	Pairs	Pairs					
Germany	203,609	68,932	93,085	45,858	6,550	2,19,365	74,165	1,14,250	69,245	26,008
Netherlands	636	398	1,432	20	30	5,431	2,711	2,629	133	34
Belgium	3,516	1,607	2,173	510	241	9,792	6,688	8,345	2,709	807
France	2,507	1,538	1,487	261	982	15,144	17,092	9,962	1,955	6,239
Switzerland	1,074	1,505	1,009	335	626	7,961	9,223	10,624	2,408	4,528
Italy (including Fiume)	6,982	230,324	344,172	71,296	6,788	36,885	4,40,204	7,10,495	1,73,241	16,526
Austria	33,754	6,512	2,327	454	2,249	40,922	34,262	21,161	1,815	15,820
Czechoslovakia	61,310	63,036	268,462	376,904	284,161	2,30,434	2,36,422	4,64,157	5,94,472	7,06,152
Iraq	306	485	283	40,797	211	470	921	859	8,639	198
China (exclusive of Hong- kong and Macao)	8,858	24,679	2,345	1,947	176,881	3,804	17,337	2,772	1,717	91,642
Japan	10,089,253	8,734,243	6,891,760	6,619,651	3,619,671	67,16,494	43,72,493	31,56,682	32,41,033	19,79,807
United States of America— Vid Atlantic Coast	104,072	7,161	1,674	960	1,785	1,52,551	10,318	10,047	3,173	7,000
„ Pacific „	8	..	11	7	0	16	..	48	16	42
Other Foreign Countries	6,993	502	1,662	550	2,321	5,895	1,496	1,172	856	1,349
TOTAL FOREIGN COUNTRIES	10,517,538	9,185,907	7,611,942	7,129,640	4,102,470	74,51,154	57,32,377	45,12,743	41,81,417	28,56,240
Share of Bengal	5,708,105	5,022,535	4,187,149	4,531,772	2,528,916	39,15,316	31,29,808	26,70,441	27,64,556	17,68,362
„ Bombay	2,271,325	2,148,844	1,567,835	977,362	252,684	19,81,562	15,78,399	11,13,838	7,52,616	5,37,424
„ Sind	479,176	476,170	273,933	278,536	157,930	5,29,504	3,76,916	1,22,760	1,59,727	1,46,284
„ Madras	405,387	279,579	169,341	204,046	123,225	3,76,938	1,92,758	1,00,320	1,39,948	1,14,006
„ Burma	2,058,035	1,562,374	1,632,762	1,270,980	1,193,664	20,01,319	12,14,760	11,09,685	3,97,334	9,11,008
TOTAL	10,920,528	9,489,552	7,881,520	7,313,246	4,256,468	88,04,639	64,02,641	51,77,044	47,50,681	34,77,173
Bristles and Fibre for brushes and brooms (II. S)—	Cwts.	Cwts.	Cwts.	Cwts.	Cwts.					
United Kingdom (including Channel Islands)	57	175	177	13	96	5,164	7,755	9,106	2,918	6,824
Other British Possessions	132	46	68	108	30	1,644	670	1,131	779	947
TOTAL BRITISH EMPIRE	189	221	245	110	176	6,808	8,425	10,237	3,697	7,771
TOTAL FOREIGN COUNTRIES	83	79	71	40	98	4,568	3,125	3,316	3,074	5,158
Share of Bengal	147	149	136	104	131	7,041	5,146	7,377	3,439	7,025
„ Bombay	43	137	99	43	68	2,484	5,896	4,947	2,401	4,720
„ Sind	32	14	21	21	15	1,501	608	779	836	584
„ Madras	50	350
TOTAL	272	300	316	168	274	11,376	11,550	13,603	6,766	12,929
Brushes and Brooms—										
Brushes—										
Paint and varnish brushes (III. U)—	Dozens	Dozens	Dozens	Dozens	Dozens					
United Kingdom (including Channel Islands)	22,698	19,180	25,554	23,758	28,021	1,54,510	1,14,427	1,24,153	1,21,478	1,67,065
Other British Possessions	21	120	64	1	5	112	602	161	4	48
TOTAL BRITISH EMPIRE	22,719	19,300	25,618	23,759	28,026	1,54,622	1,15,029	1,24,314	1,21,482	1,67,113

GENERAL IMPORTS

(52)

No. 10—continued

ARTICLES, AND COUNTRIES OF CONSIGNMENT; ALSO SHARE OF EACH PROVINCE	QUANTITY					VALUE				
	1930-31	1931-32	1932-33	1933-34	1934-35	1930-31	1931-32	1932-33	1933-34	1934-35
Brushes and Brushes—contd.										
Brushes—continued										
Paint and varnish brushes (III. U)—continued	Dozens	Dozens	Dozens	Dozens	Dozens					
Germany	34,707	31,764	52,593	39,192	38,357	60,268	63,934	83,084	66,870	69,340
Italy (including Fiume)	2,160	3,279	1,097	1,486	2,573	7,938	9,856	1,866	1,394	2,051
Austria	5,407	8,097	4,042	5,405	1,844	14,060	6,510	4,559	6,786	2,949
Other Foreign Countries	4,391	537	13,639	10,536	4,008	2,879	1,018	2,250	2,522	1,740
TOTAL FOREIGN COUNTRIES	46,755	38,677	71,371	56,618	46,782	85,145	81,316	92,659	77,572	76,089
Share of Bengal	16,948	6,135	24,973	19,361	15,926	69,204	43,359	59,087	62,110	95,760
„ Bombay	21,559	22,069	23,547	20,433	23,240	82,379	65,829	61,001	49,727	57,027
„ Sind	18,544	15,692	21,256	22,720	17,936	42,575	40,303	52,782	44,687	44,374
„ Madras	9,033	10,497	16,773	12,087	13,821	29,751	32,134	32,126	27,691	35,252
„ Burma	3,340	3,584	5,440	5,771	3,885	15,867	14,170	11,977	14,359	11,689
TOTAL	69,474	57,977	96,989	80,372	74,808	2,39,776	1,06,345	2,16,973	1,90,054	2,44,102
Toilet Brushes (III. U)—										
United Kingdom (including Channel Islands)	4,347	7,547	22,507	20,682	50,938	36,109	47,608	1,12,956	1,42,507	2,40,977
Hongkong	9,594	7,212	8,276	3,066	11,911	6,246	3,259	4,708	2,181	4,603
Other British Possessions	1,084	210	286	120	459	1,564	442	543	172	1,254
TOTAL BRITISH EMPIRE	14,975	14,969	31,069	29,868	69,308	44,009	51,809	1,18,207	1,44,920	2,46,834
Germany	78,815	60,361	96,574	56,054	56,492	1,36,929	1,17,490	2,08,694	1,10,859	98,748
France	1,698	1,164	85	37	..	6,324	2,116	467	265	..
Czechoslovakia	2,181	1,195	1,520	739	158	5,498	3,221	3,972	2,076	330
Japan	181,440	94,897	267,888	112,255	229,083	66,426	53,228	1,21,386	57,538	1,05,714
United States of America—										
Via Atlantic Coast	43,184	23,152	33,984	20,905	26,415	3,12,769	1,71,642	2,51,158	1,16,133	1,53,666
„ Pacific „	60	492
Other Foreign Countries	4,389	4,567	2,042	1,018	648	5,384	4,037	4,573	2,257	1,392
TOTAL FOREIGN COUNTRIES	261,767	185,336	402,093	101,008	312,790	5,34,842	3,51,734	5,90,255	2,98,128	3,49,950
Share of Bengal	97,324	60,920	187,987	82,955	195,795	1,75,697	1,06,510	2,36,522	1,11,507	1,91,302
„ Bombay	86,856	95,527	129,731	70,909	83,911	1,92,025	1,59,855	2,44,641	1,76,656	2,06,255
„ Sind	16,495	16,692	45,968	13,883	29,237	81,617	61,508	1,09,963	69,746	92,349
„ Madras	10,793	9,687	18,213	10,504	16,744	49,122	38,089	56,110	40,630	56,434
„ Burma	65,260	18,379	51,575	37,525	66,417	50,390	37,101	61,226	44,510	51,444
TOTAL	270,742	200,205	433,162	220,876	382,104	5,78,851	4,08,043	7,08,402	4,43,043	5,06,784
Other Brushes (III. U)—										
United Kingdom (including Channel Islands)	27,366	23,370	29,189	44,141	51,170	1,06,177	1,41,614	1,54,700	2,08,149	2,57,129
Other British Possessions	895	1,594	5,032	1,090	1,100	1,737	1,005	2,476	1,499	925
TOTAL BRITISH EMPIRE	28,261	25,464	34,221	45,237	52,270	1,07,914	1,42,679	1,57,272	2,09,648	2,58,056
Germany	38,570	22,911	42,631	56,227	47,193	69,592	48,853	62,807	92,650	78,289
Austria	1,174	4,018	6,155	3,764	4,329	1,850	5,137	5,593	2,998	4,570
Hungary	583	91	100	1,066	115	2,424	217	668	5,101	696
Czechoslovakia	3,070	1,491	472	898	220	5,668	4,652	3,307	1,235	759
Japan	47,034	58,126	90,395	107,635	179,100	41,474	35,416	75,661	92,305	1,22,309
United States of America—										
Via Atlantic Coast	2,817	1,980	2,294	5,333	9,045	20,504	19,728	17,809	39,965	62,590
„ Pacific „	2	1	..	1	2	4	11	..	23
Other Foreign Countries	9,516	3,613	3,244	4,225	2,232	7,046	6,927	5,182	11,151	5,804
TOTAL FOREIGN COUNTRIES	102,264	92,227	164,292	178,653	239,214	1,48,560	1,20,934	1,71,043	2,45,405	2,74,740

No. 10—continued

ARTICLES, AND COUNTRIES OF CONSIGNMENT; ALSO SHARE OF EACH PROVINCE	QUANTITY					VALUE				
	1930-31	1931-32	1932-33	1933-34	1934-35	1930-31	1931-32	1932-33	1933-34	1934-35
Brushes and Brooms—contd.										
Brushes—continued						R	R	R	R	R
Other brushes (III-U)—contd.	Dozens	Dozens	Dozens	Dozens	Dozens					
Share of Bengal . . .	39,381	40,421	30,127	33,849	79,293	1,09,074	77,880	60,466	94,686	1,57,011
„ Bombay . . .	62,616	59,622	130,921	138,679	172,065	1,51,201	1,31,892	1,97,891	2,51,220	2,77,010
„ Sind . . .	4,678	2,843	10,334	13,463	13,343	15,348	15,852	22,814	36,130	32,542
„ Madras . . .	13,295	10,177	11,410	19,463	16,277	43,688	27,500	24,007	50,129	42,866
„ Burma . . .	10,555	4,628	15,171	13,446	10,522	27,163	10,549	23,087	22,886	23,372
TOTAL	130,525	117,691	188,513	223,800	291,400	3,46,474	2,63,613	3,28,315	4,55,053	5,32,801
Brooms (III. U) —	Dozens	Dozens	Dozens	Dozens	Dozens					
United Kingdom (including Channel Islands) . . .	1,230	1,428	900	1,011	4,752	15,178	10,287	10,509	9,326	14,110
Straits Settlements . . .	53,916	78,639	53,234	48,008	54,442	19,741	16,970	14,369	14,433	14,003
Hongkong . . .	2,056	1,951	920	1,523	1,303	5,166	4,038	2,136	3,262	3,093
Other British Possessions . . .	218	160	400	359	188	857	204	627	363	253
TOTAL BRITISH EMPIRE	57,429	82,178	55,523	51,499	60,775	40,442	31,554	27,641	27,384	31,459
TOTAL FOREIGN COUNTRIES	369	308	280	2,082	685	1,942	3,161	1,499	1,560	1,278
Share of Bengal . . .	254	113	371	447	642	2,864	1,776	3,182	3,228	5,338
„ Bombay . . .	205	1,080	128	105	172	2,161	4,794	980	890	1,729
„ Sind . . .	207	224	173	160	88	2,596	2,471	1,867	317	943
„ Madras . . .	264	268	554	425	3,805	1,000	1,519	2,254	1,746	2,985
„ Burma . . .	56,868	30,801	64,586	52,444	56,753	33,764	24,055	20,857	22,266	21,242
TOTAL	57,798	82,486	55,812	53,581	61,460	42,384	34,715	29,140	28,944	32,787
Total Brushes and Brooms—	Dozens	Dozens	Dozens	Dozens	Dozens					
United Kingdom (including Channel Islands) . . .	55,650	52,025	78,210	95,687	140,887	4,02,073	3,13,936	4,02,414	4,81,520	6,80,181
Straits Settlements . . .	55,096	79,549	53,096	49,212	55,606	21,705	18,227	16,779	14,773	14,702
Federated Malay States . . .	9,594	6,246	2
Hongkong . . .	2,722	9,961	9,677	4,977	13,860	6,120	7,796	7,303	5,980	7,785
Other British Possessions . . .	322	376	448	582	514	852	610	938	1,211	1,703
TOTAL BRITISH EMPIRE	123,384	141,911	146,431	150,358	270,873	4,36,996	3,40,571	4,27,434	5,08,484	7,04,321
Germany . . .	152,355	115,256	191,909	151,505	142,086	2,08,156	2,32,421	3,56,585	2,79,616	2,36,872
France . . .	1,757	1,393	180	608	81	6,805	2,780	851	5,270	487
Italy (including Fiume) . . .	8,698	7,048	2,968	4,860	3,119	10,069	18,904	6,482	5,075	4,128
Austria . . .	7,871	7,444	10,714	9,636	6,406	17,765	12,284	11,873	11,081	7,906
Hungary . . .	1,334	523	160	1,066	115	3,716	1,058	912	5,101	596
Czechoslovakia . . .	5,251	2,686	1,992	1,237	1,587	11,166	7,878	7,279	3,023	1,274
Japan . . .	181,490	153,506	380,846	280,391	407,995	1,09,871	89,702	1,68,779	1,51,838	2,29,599
United States of America — Via Atlantic Coast . . .	45,687	25,155	36,403	26,292	35,462	3,34,225	1,91,953	2,60,277	1,56,263	2,16,387
„ Pacific „ . . .	62	2	1	..	3	539	4	11	..	89
Other Foreign Countries . . .	11,450	3,535	2,863	3,265	2,635	8,177	5,266	3,927	4,508	4,767
TOTAL FOREIGN COUNTRIES	411,155	316,548	628,045	428,301	599,489	7,70,489	6,57,145	8,55,456	6,22,665	7,02,103
Share of Bengal . . .	153,907	106,659	243,158	141,613	291,656	3,66,839	2,29,525	3,59,247	2,71,623	4,49,911
„ Bombay . . .	171,345	178,358	279,317	230,126	279,378	4,27,766	3,62,310	5,04,513	4,78,493	6,41,021
„ Sind . . .	39,924	35,451	78,279	65,216	60,804	1,42,135	1,20,634	1,37,426	1,51,359	1,70,208
„ Madras . . .	33,440	30,329	46,950	42,479	50,647	1,23,561	99,372	1,14,562	1,20,196	1,37,537
„ Burma . . .	136,023	107,322	126,772	109,286	127,577	1,57,184	85,875	1,17,147	1,04,523	1,07,747
TOTAL	534,539	458,459	774,476	578,719	809,802	12,07,485	8,97,710	12,82,690	11,26,096	14,00,424

ARTICLES, AND COUNTRIES OF CONSIGNMENT; ALSO SHARE OF EACH PROVINCE	QUANTITY					VALUE				
	1930-31	1931-32	1932-33	1933-34	1934-35	1930-31	1931-32	1932-33	1933-34	1934-35
						R	R	R	R	R
Building and Engineering materials other than of iron, steel or wood—										
Asphalt (H. B) —	Tons	Tons	Tons	Tons	Tons					
United Kingdom (including Channel Islands)	1,536	496	848	1,908	2,241	1,78,051	55,128	1,01,558	1,84,605	1,94,723
Aden and Dependencies	138	10,660
Ceylon (excluding Maldives)	288	45	..	60	82	40,108	3,058	..	4,465	2,540
British West India Islands (excluding Bahamas)	780	130	66,393	11,962
Canada—										
Via Atlantic Coast	25	5,383	..
Other British Possessions	1	..	81	100	3	4,857	..
TOTAL BRITISH EMPIRE	1,824	1,410	978	2,074	2,273	2,27,159	1,35,343	1,13,513	1,99,247	1,97,272
Germany	27	514	921	85	430	2,547	205	60,105	7,851	21,140
Netherlands	4,574	7,210	1,300	2	112	4,12,475	569,801	93,533	168	9,630
Belgium	674	1	..	2	..	52,520	52	12	3,278	..
Portugal (including Azores and Madeira)	132	18,245
Iraq	2,644	14	..	1,35,212	7	5	799	..
Japan	11	62	..	6	..	748	5,250
Egypt	11,801	12,308	9,231	12,475	7,083	8,99,946	869,354	5,72,127	7,44,237	3,94,236
United States of America—										
Via Atlantic Coast	6,036	5,171	6,818	7,188	4,450	6,39,377	410,704	5,77,388	4,17,774	2,97,624
„ Pacific „	4,542	888	3,997	7,951	2,171	4,68,540	90,646	3,36,827	5,14,010	1,82,428
Mexico	15,357	5,966	11,822	9,30,836	3,17,663	5,24,416
Other Foreign Countries	6	18	7	3	..	874	2,788	814	285	99
TOTAL FOREIGN COUNTRIES	30,104	28,170	37,458	33,700	26,080	26,10,891	19,83,063	25,91,292	29,07,408	14,34,849
Share of Bengal	10,735	8,794	14,362	10,315	8,674	10,39,720	7,02,530	10,45,948	7,42,627	5,84,351
„ Bombay	12,299	10,049	12,152	3,876	3,990	10,08,125	7,72,905	3,41,194	5,21,510	4,34,985
„ Sind	2,131	4,049	5,315	7,411	6,301	1,80,376	2,94,571	3,47,287	4,05,990	2,96,785
„ Madras	2,302	2,691	2,787	4,624	2,418	2,19,276	2,04,098	2,02,942	2,61,095	1,36,492
„ Burma	4,461	2,097	3,820	4,548	2,370	3,90,553	1,49,002	2,64,434	2,75,433	1,77,508
TOTAL	31,928	27,580	38,436	35,774	28,353	28,38,050	21,28,406	27,04,805	22,06,655	16,82,121
Bricks—										
Bricks (other than firebricks) (III. U)—	No.	No.	No.	No.	No.					
United Kingdom (including Channel Islands)	17,063	18,124	34,956	22,745	2,079	3,931	4,720	18,336	5,652	7,219
Other British Possessions	24	2,350	312	3	166	37
TOTAL BRITISH EMPIRE	17,087	18,124	34,956	25,095	2,391	3,934	4,720	18,336	5,818	7,256
TOTAL FOREIGN COUNTRIES	4,000	5,360	8,000	3,762	98	635	884	1,283	1,755	152
Share of Bengal	4,207	5,036	13,424	6,308	866	1,109	1,297	3,945	2,196	1,175
„ Bombay	5,082	360	..	4,066	521	1,769	272	..	1,774	1,404
„ Sind	400	12	187	221	27	4,725
„ Madras	112	2,250	2,682	9,350	910	193	383	1,442	1,606	104
„ Burma	11,636	15,328	14,456	3,521	..	1,398	3,052	14,011	1,971	..
TOTAL	21,087	28,484	42,962	38,657	2,481	4,469	5,004	19,519	7,573	7,408

No. 10—continued

ARTICLES, AND COUNTRIES OF CONSIGNMENT; ALSO SHARE OF EACH PROVINCE	QUANTITY					VALUE				
	1930-31	1931-32	1932-33	1933-34	1934-35	1930-31	1931-32	1932-33	1933-34	1934-35
	No.	No.	No.	No.	No.	R	R	R	R	R
Building and Engineering materials, other than of iron, steel or wood—continued										
Bricks—contd.										
Firebricks (III, U)—										
United Kingdom (including Channel Islands)	1,114,817	7,6,281	470,564	689,799	607,910	2,23,848	1,31,937	92,790	1,80,308	1,01,963
Other British Possessions	56	450	933	35	..	74	165	217	34
TOTAL BRITISH EMPIRE	1,114,817	718,937	471,014	690,732	607,951	2,23,848	1,32,011	92,955	1,80,525	1,01,997
Germany	78	..	12,634	9,874	6,265	200	..	2,715	7,909	3,511
Other Foreign Countries	5,418	13,964	544	8,314	1,345	2,810	6,482	149	1,313	995
TOTAL FOREIGN COUNTRIES	5,491	13,964	13,228	12,188	7,610	3,010	6,482	2,864	9,317	4,506
Share of Bengal	34,707	6,988	21,785	16,940	5,436	24,031	4,265	5,134	5,831	2,251
.. Bombay	159,724	235,000	114,709	36,627	57,379	49,956	54,205	37,142	35,216	19,435
.. Sind	33,014	12,208	3,466	11,931	25,227	6,060	3,668	514	3,430	11,302
.. Madras	126,378	60,947	50,411	60,879	18,632	25,837	12,808	5,652	12,802	5,735
.. Burma	766,485	412,158	294,871	526,546	508,887	1,20,968	63,487	46,923	52,553	67,730
TOTAL	1,120,308	727,301	484,242	702,920	615,561	2,26,858	1,38,493	95,765	1,89,842	1,06,503
Cement—										
Portland (III, U)—										
United Kingdom (including Channel Islands)	61,761	44,552	33,257	31,036	45,316	34,42,605	24,10,716	15,87,469	12,97,165	17,01,696
Ceylon (excluding Maldives).	87	37	233	48	48	6,568	2,451	9,588	2,218	2,659
Straits Settlements	203	160	141	63	8	12,691	8,108	7,303	3,412	501
Other British Possessions	112	..	1	4,550	10	24
TOTAL BRITISH EMPIRE	62,163	44,749	33,632	31,147	45,871	34,66,414	24,21,285	16,04,829	13,02,790	17,04,856
Norway	560	243	872	64	5	28,526	18,080	14,940	2,500	195
Denmark	1,337	2,136	1,762	752	..	58,329	36,423	60,037	22,205	..
Germany	3,077	1,253	772	178	67	1,45,909	55,504	34,430	7,873	2,778
Netherlands	64	17	..	366	1	4,571	720	..	8,938	40
Belgium	1,850	621	226	19	91	78,613	34,943	10,005	1,507	4,134
Italy (including Fiume)	1,148	1,340	11	33	106	41,076	51,606	368	3,107	5,542
Austria	452	20	14,026	863	..	22	..
Jugo-Slavia (Kingdom of the Serbs-Croats and Slovenes)	1,944	6,627	4,703	3,945	2,364	73,564	2,18,547	1,44,988	1,02,265	60,178
Japan	36,783	29,976	36,773	27,373	17,819	12,84,221	9,45,248	8,00,699	5,58,331	3,68,640
United States of America—										
Via Atlantic Coast	146	123	61	92	42	19,741	14,872	8,622	8,199	3,766
" Pacific "	42	5,988
Other Foreign Countries	184	40	31	12	10	6,734	1,597	1,769	534	781
TOTAL FOREIGN COUNTRIES	47,677	41,647	46,710	32,834	20,595	17,55,314	14,29,439	10,82,448	7,15,481	4,46,099
Share of Bengal	22,908	11,688	13,424	10,631	9,639	9,12,310	4,28,273	3,52,136	3,34,070	3,16,823
.. Bombay	7,644	9,438	12,074	6,941	10,086	3,96,579	3,52,853	3,95,009	2,91,437	3,19,159
.. Sind	1,145	3,014	3,736	6,434	2,13	53,302	1,04,134	69,157	1,24,102	43,214
.. Madras	31,054	32,396	29,386	33,639	26,081	15,41,471	14,40,334	12,00,336	8,35,698	8,43,251
.. Burma	46,989	29,950	21,832	16,336	18,042	24,19,306	15,24,575	7,59,699	5,28,714	6,18,518
TOTAL	109,740	86,396	80,842	64,031	65,906	52,21,728	38,50,724	26,86,777	20,18,271	21,50,955

GENERAL IMPORTS

No. 10—continued

ARTICLES, AND COUNTRIES OF CONSIGNMENT; ALSO SHARE OF EACH PROVINCE	QUANTITY					VALUE				
	1930-31	1931-32	1932-33	1933-34	1934-35	1930-31	1931-32	1932-33	1933-34	1934-35
<i>Building and Engineering materials, other than iron, steel or wood—continued</i> <i>Cement—continued</i>						R	R	R	R	R
Other kinds (III. U)—	Tons	Tons	Tons	Tons	Tons					
United Kingdom (including Channel Islands)	1,407	607	1,031	1,032	615	1,63,180	1,12,754	1,18,747	1,18,145	1,84,140
Canada—										
<i>Via Atlantic Coast</i>	11	..	10	28	20	3,708	..	2,572	6,821	9,320
Other British Possessions	25	25	26	..	1	1,870	1,125	1,594	162	150
TOTAL BRITISH EMPIRE	1,448	632	1,067	1,060	636	1,69,764	1,13,879	1,22,913	1,25,118	1,43,610
Sweden	10	1	5,679	814
Netherlands	41	21	21	30	33	13,168	9,057	5,161	5,711	5,225
Belgium	26	7	19	86	70	1,186	1,269	1,810	8,331	7,166
France	78	81	169	113	27	4,977	5,341	11,848	7,428	1,754
Italy (including Fiume)	80	53	45	68	4	5,296	3,051	2,559	5,941	830
Japan	7	22	502	112	189	612	2,120	8,914	5,210	10,854
United States of America—										
<i>Via Atlantic Coast</i>	561	351	454	407	875	74,216	52,207	47,867	36,791	51,239
" Pacific "	2	232	..	1	..	1,521	21,395	..	334	107
Other Foreign Countries	13	21	10	7	221	3,075	3,904	2,299	1,606	2,485
TOTAL FOREIGN COUNTRIES	819	789	1,220	824	910	1,10,330	96,218	80,453	71,442	79,700
<i>Share of Bengal</i>	<i>684</i>	<i>566</i>	<i>1,124</i>	<i>305</i>	<i>270</i>	<i>82,669</i>	<i>76,120</i>	<i>57,591</i>	<i>64,299</i>	<i>86,433</i>
" Bombay	<i>414</i>	<i>86</i>	<i>445</i>	<i>215</i>	<i>127</i>	<i>34,666</i>	<i>13,651</i>	<i>40,311</i>	<i>22,109</i>	<i>14,026</i>
" Sind	<i>416</i>	<i>483</i>	<i>468</i>	<i>674</i>	<i>775</i>	<i>64,482</i>	<i>50,414</i>	<i>45,519</i>	<i>59,317</i>	<i>64,634</i>
" Madras	<i>139</i>	<i>135</i>	<i>55</i>	<i>93</i>	<i>34</i>	<i>30,208</i>	<i>21,667</i>	<i>19,595</i>	<i>20,794</i>	<i>18,307</i>
" Burma	<i>609</i>	<i>151</i>	<i>205</i>	<i>97</i>	<i>59</i>	<i>77,070</i>	<i>43,245</i>	<i>40,260</i>	<i>30,041</i>	<i>39,919</i>
TOTAL	2,268	1,421	2,287	1,884	1,355	2,79,094	2,10,097	2,03,366	1,96,500	2,23,319
Total Cement—	Tons	Tons	Tons	Tons	Tons					
United Kingdom (including Channel Islands)	69,168	45,159	84,288	32,068	45,930	38,05,791	25,23,470	17,06,216	14,15,310	18,35,836
Ceylon (excluding Maldives)	111	56	245	48	49	8,358	3,224	10,400	2,355	2,808
Straits Settlements	204	166	155	68	8	12,771	8,458	7,970	3,422	511
Canada—										
<i>Via Atlantic Coast</i>	11	..	10	28	20	3,708	..	2,572	6,821	9,320
Other British Possessions	112	..	1	4,550	12	24
TOTAL BRITISH EMPIRE	69,696	45,881	84,699	32,207	46,007	38,35,178	25,35,164	17,27,242	14,27,908	18,48,475
Sweden	10	1	10	..	2	5,679	814	405	..	240
Norway	560	248	372	64	5	28,520	13,030	14,940	2,500	195
Denmark	1,338	2,137	1,762	753	..	59,540	86,600	66,087	22,406	177
Germany	3,088	1,273	778	183	86	1,48,794	59,261	36,425	9,045	5,081
Netherlands	135	38	21	306	34	17,730	6,777	5,161	14,649	5,265
Belgium	1,876	828	245	105	101	79,804	36,215	12,415	9,838	11,340
France	75	81	169	113	27	5,101	5,342	11,845	7,428	1,754
Italy (including Fiume)	1,284	1,393	56	151	200	46,372	54,657	2,917	9,048	6,372
Austria	458	20	4	14,588	563	289	22	..
Jugo-Slavia (Kingdom of the Serbs, Croats and Slovenes)	1,944	6,627	4,703	3,946	2,364	73,564	2,18,647	1,44,938	1,02,556	60,178
Japan	36,790	28,998	39,274	27,485	18,008	12,84,333	9,47,368	8,09,913	5,68,541	3,79,494
United States of America—										
<i>Via Atlantic Coast</i>	709	474	515	499	417	93,957	67,079	56,489	44,990	55,055
" Pacific "	2	274	..	1	..	1,521	27,378	..	334	107
Other Foreign Countries	182	49	21	12	8	6,620	1,926	1,377	566	541
TOTAL FOREIGN COUNTRIES	48,396	42,436	47,930	33,708	21,314	18,65,644	15,25,657	11,62,901	7,86,823	5,25,799
<i>Share of Bengal</i>	<i>23,592</i>	<i>12,254</i>	<i>14,548</i>	<i>11,436</i>	<i>9,309</i>	<i>9,94,979</i>	<i>5,04,398</i>	<i>4,10,727</i>	<i>3,98,389</i>	<i>4,03,256</i>
" Bombay	<i>8,068</i>	<i>9,524</i>	<i>12,519</i>	<i>7,156</i>	<i>10,213</i>	<i>3,30,944</i>	<i>3,66,804</i>	<i>3,35,320</i>	<i>2,23,596</i>	<i>3,33,185</i>
" Sind	<i>1,561</i>	<i>3,497</i>	<i>4,184</i>	<i>7,708</i>	<i>2,912</i>	<i>1,06,841</i>	<i>1,54,548</i>	<i>1,14,676</i>	<i>1,33,419</i>	<i>1,07,848</i>
" Madras	<i>31,193</i>	<i>32,431</i>	<i>29,341</i>	<i>33,732</i>	<i>26,145</i>	<i>16,71,679</i>	<i>14,62,551</i>	<i>12,29,541</i>	<i>8,56,392</i>	<i>8,71,558</i>
" Burma	<i>47,598</i>	<i>30,111</i>	<i>22,037</i>	<i>16,433</i>	<i>13,141</i>	<i>24,96,370</i>	<i>15,72,820</i>	<i>7,99,879</i>	<i>5,53,055</i>	<i>6,58,487</i>
TOTAL	112,002	87,817	82,629	65,915	47,321	55,00,822	40,60,821	29,90,143	22,14,831	23,74,274

No. 10—continued

ARTICLES, AND COUNTRIES OF CONSIGNMENT; ALSO SHARE OF EACH PROVINCE	QUANTITY					VALUE				
	1930-31	1931-32	1932-33	1933-34	1934-35	1930-31	1931-32	1932-33	1933-34	1934-35
						R	R	R	R	R
Building and Engineering materials other than of iron, steel or wood—continued										
<i>Chalk and lime, excluding French Chalk (III. U)—</i>										
United Kingdom (including Channel Islands)	Cwts. 19,938	Cwts. 26,488	Cwts. 28,921	Cwts. 26,881	Cwts. 52,086	42,340	48,229	50,283	55,004	1,06,141
Aden and Dependencies	3,200	5,105
Other British Possessions	61	..	81	24	..	308	..	151	77	..
TOTAL BRITISH EMPIRE	23,199	26,488	28,952	26,905	52,086	47,753	48,229	50,434	55,081	1,06,141
Germany	234	180	640	920	1,110	640	1,301	1,866	3,378	5,785
Belgium	1,917	2,074	920	14,872	31,894	4,698	4,269	2,867	24,221	53,250
Japan	5	5	25	2,701	5,817	105	98	228	9,474	17,669
Other Foreign Countries	485	5	289	359	1,210	801	8	1,481	763	2,372
TOTAL FOREIGN COUNTRIES	2,641	2,262	1,874	18,352	40,031	6,180	5,671	5,457	87,881	79,076
Share of Bengal	19,458	21,804	25,402	18,342	48,535	31,539	33,587	36,665	33,320	96,632
" Bombay	473	1,822	1,065	10,374	23,327	1,137	3,979	3,659	21,479	48,241
" Sind	515	9	28	8,203	12,205	218	23	445	13,764	21,315
" Madras	364	455	224	1,763	2,781	2,312	2,459	1,441	6,207	8,431
" Burma	4,930	4,659	4,107	6,075	5,218	17,956	13,852	13,781	13,242	16,008
TOTAL	25,740	28,750	30,826	45,257	92,116	53,892	53,900	55,891	93,512	1,85,217
<i>Clay (III. U)—</i>										
United Kingdom (including Channel Islands)	Cwts. 24,330	Cwts. 16,567	Cwts. 12,147	Cwts. 13,429	Cwts. 13,294	61,059	43,465	31,902	32,592	31,277
Other British Possessions	22	..	121	107	13	270
TOTAL BRITISH EMPIRE	24,330	16,567	12,169	13,429	13,415	61,059	43,465	32,009	32,605	31,547
United States of America—										
Via Atlantic Coast	559	66	101	365	267	2,768	957	1,563	1,850	3,078
" Pacific	1,094	936	100	10,684	6,362	579
Other Foreign Countries	163	134	458	272	1,392	1,245	4,030	4,874	1,490	5,553
TOTAL FOREIGN COUNTRIES	727	200	1,653	1,573	1,759	4,013	4,987	16,571	9,208	9,210
Share of Bengal	1,447	299	2,050	3,065	2,434	5,334	1,264	10,334	12,511	9,103
" Bombay	3,101	5,623	3,145	2,781	3,452	9,059	20,103	10,939	7,476	10,615
" Sind	2,845	2,024	593	81	212	6,455	4,649	5,263	179	483
" Madras	3,906	2,081	1,709	1,938	1,459	12,844	8,512	5,718	8,901	4,590
" Burma	13,788	6,550	6,409	7,157	7,617	30,879	15,913	15,726	15,753	15,856
TOTAL	25,057	16,767	13,922	15,002	15,174	65,072	48,452	48,580	41,813	40,757
<i>Tiles (III. U)—</i>										
United Kingdom (including Channel Islands)	No. 2,379,818	No. 2,424,475	No. 1,784,851	No. 1,884,571	No. 2,323,241	3,01,855	2,44,196	1,81,523	2,15,512	2,45,167
Other British Possessions	48,948	55,172	1,403	3,007	20,043	3,797	1,527	753	880	313
TOTAL BRITISH EMPIRE	2,428,766	2,479,647	1,786,254	1,887,578	2,343,284	3,05,652	2,45,723	1,82,281	2,16,392	2,45,480
Germany	966,752	612,901	586,698	95,333	132,641	85,287	47,197	48,044	8,425	14,487
Netherlands	129,080	339,715	95,045	18,000	2,600	8,467	20,731	7,665	1,478	292
Belgium	2,733,593	2,313,303	974,845	738,752	400,122	3,36,466	2,01,371	1,54,478	1,30,280	1,00,162
France	1,832,901	991,195	588,437	487,624	279,739	1,17,548	78,230	41,059	31,155	28,454
Italy (including Fiume)	2,455,090	1,791,850	1,222,375	759,255	532,215	5,10,882	3,62,783	4,18,019	2,66,299	1,69,190
Austria	27,758	69,616	2,900	2	30,000	2,343	33,338	4,024	1	2,818
Japan	683,936	1,566,948	5,004,925	9,619,835	9,552,500	92,715	1,90,416	3,85,719	5,21,885	5,53,970
Other Foreign Countries	37,902	16,752	72,286	59,678	11,194	4,430	2,708	4,555	5,910	5,078
TOTAL FOREIGN COUNTRIES	8,864,021	7,702,370	8,547,509	11,778,479	10,941,027	11,07,097	10,27,223	10,63,618	9,04,538	8,64,431

No. 10—continued

ARTICLES, AND COUNTRIES OF CONSIGNMENT; ALSO SHARE OF EACH PROVINCE	QUANTITY					VALUE				
	1930-31	1931-32	1932-33	1933-33	1934-35	1930-31	1931-32	1932-33	1933-34	1934-35
	No.	No.	No.	No.	No.	R	R	R	R	R
Building and Engineering materials, other than of iron, steel or wood—continued										
<i>Titles (III. U)—continued</i>										
<i>Share of Bengal . . .</i>	1,933,973	1,289,604	1,342,915	2,221,744	2,405,782	3,79,786	2,62,569	2,32,533	2,99,609	2,85,467
" <i>Bombay . . .</i>	6,671,267	6,482,586	6,434,666	8,870,147	9,304,284	7,13,742	6,78,917	6,62,981	6,38,550	7,05,924
" <i>Sind . . .</i>	493,251	556,597	1,109,705	1,391,850	673,128	82,675	70,979	1,18,305	1,10,008	59,901
" <i>Madras . . .</i>	1,186,067	1,016,836	1,048,196	738,910	587,846	1,52,692	1,30,638	1,27,774	98,080	73,589
" <i>Burma . . .</i>	1,008,229	837,395	398,253	394,306	343,271	1,43,855	1,29,903	84,006	49,708	45,030
TOTAL . . .	11,292,787	10,182,017	10,338,763	13,616,957	13,284,811	14,72,749	12,78,006	12,45,809	11,80,925	11,09,011
Other kinds (III. U)—										
United Kingdom (including Channel Islands)	Cwts. 25,030	Cwts. 21,182	Cwts. 28,794	Cwts. 22,933	Cwts. 21,788	4,08,733	3,07,670	3,81,058	3,30,721	2,84,045
Ceylon (excluding Maldives)	27,010	26,644	6,857	2,041
Canada—										
Vid Atlantic Coast	406	220	1,340	4,277	3,065	13,978
" Pacific "	70	1,294
Other British Possessions	27,088	26,092	21,097	283	2	7,207	4,843	6,146	3,166	26
TOTAL BRITISH EMPIRE . . .	52,118	46,344	45,297	61,055	48,772	4,16,000	3,78,707	3,91,431	3,42,299	3,01,200
Sweden	30	58	20	2,002	216	1,152	372	82,610
Germany	992	7,899	155	94	755	17,093	62,196	2,472	1,723	6,027
Belgium	287	1	2,881	700	10,275	7	24,561	2,758
France	13	17	4	6	8	6,341	2,599	2,884	229	716
Italy (including Fiume)	34,104	19,203	13,748	7,360	9,938	1,58,005	1,02,252	1,01,215	57,139	69,480
Austria	11	201	2,029	301	30	1,511	14,918	4,179
Siam	560	7,264
Japan	198	817	370	1,082	8,039	2,340
Egypt	4,138	7	13,853	20
United States of America—										
Vid Atlantic Coast	15,028	4,041	5,538	5,356	6,678	1,61,486	98,539	93,218	88,827	87,434
" Pacific "	5,468	2,111	2,787	2,453	2,331	53,862	19,479	36,614	30,866	25,285
Other Foreign Countries	328	604	2,878	711	463	2,674	1,462	10,398	3,105	4,301
TOTAL FOREIGN COUNTRIES . . .	56,291	36,644	28,943	20,552	23,244	4,10,305	3,00,703	2,82,916	2,07,541	2,32,222
<i>Share of Bengal . . .</i>	46,491	33,118	32,314	28,804	27,544	4,28,592	3,82,431	3,82,744	3,32,010	3,06,773
" <i>Bombay . . .</i>	12,371	7,179	7,140	8,502	10,932	99,628	63,291	1,60,778	1,04,316	1,20,991
" <i>Sind . . .</i>	3,012	1,180	3,194	1,336	3,039	54,765	37,721	18,532	25,497	26,663
" <i>Madras . . .</i>	12,891	8,397	9,318	4,502	3,396	1,46,893	1,17,230	98,014	64,582	41,183
" <i>Burma . . .</i>	33,844	30,114	22,274	23,484	27,105	97,037	78,737	14,320	33,436	29,903
TOTAL . . .	108,409	84,988	74,240	71,607	72,016	8,26,805	6,74,410	6,74,807	5,40,840	5,38,512
Total value of Building and Engineering materials, other than of iron, steel or wood—										
United Kingdom (including Channel Islands)	—	—	—	—	—	48,25,808	34,18,719	26,08,072	23,70,304	26,06,071
Aden and Dependencies	—	—	—	—	—	5,105	10,860	8
Ceylon (excluding Maldives)	—	—	—	—	—	62,737	10,968	14,491	13,060	8,839
Straits Settlements	—	—	—	—	—	18,969	8,473	8,815	5,148	572
Canada—										
Vid Atlantic Coast	—	—	—	—	—	3,708	6,849	15,259	28,298
" Pacific "	—	—	—	—	—	1,294
British West India Islands (excluding Bahamas)	—	—	—	—	—	60,898	11,952
Other British Possessions	—	—	—	—	—	9,450	1,861	2,418	6,756	265
TOTAL BRITISH EMPIRE . . .	—	—	—	—	—	49,20,583	35,18,868	26,08,197	24,10,497	28,39,468

No. 10—continued

ARTICLES, AND COUNTRIES OF CONSIGNMENT; ALSO SHARE OF EACH PROVINCE	QUANTITY					VALUE				
	1930-31	1931-32	1932-33	1933-34	1934-35	1930-31	1931-32	1932-33	1933-34	1934-35
Building and Engineering materials, other than of iron, steel or wood—concluded						R	R	R	R	R
Total value of Building and Engineering materials, other than of iron, steel or wood—contd.										
Sweden	--	--	--	--	--	5,940	3,396	1,942	906	32,750
Norway	--	--	--	--	--	28,526	13,030	14,940	3,003	195
Denmark	--	--	--	--	--	61,647	90,968	66,087	23,585	2,795
Germany	--	--	--	--	--	2,55,054	2,17,055	1,62,372	41,045	69,212
Netherlands	--	--	--	--	--	4,38,977	5,97,271	1,10,446	19,260	17,314
Belgium	--	--	--	--	--	4,83,658	3,32,414	1,93,928	1,70,970	1,64,747
France Portugal (including Azores and Madeira)	--	--	--	--	--	1,29,281	86,328	55,738	39,019	30,924
Italy (including Fiume)	--	--	--	--	--	--	--	13,246	--	--
Austria	--	--	--	--	--	7,25,804	5,19,692	5,23,509	3,22,486	2,46,367
Czechoslovakia Jugo-Slavia (Kingdom of the Serbs-Croats and Slovenes)	--	--	--	--	--	16,961	33,001	5,884	14,945	6,992
Iraq	--	--	--	--	--	8,585	3,879	3,668	1,087	2,511
Iran	--	--	--	--	--	75,861	2,18,647	1,50,842	1,02,550	60,178
Siara	--	--	--	--	--	1,35,258	7	5	804	--
Japan	--	--	--	--	--	--	--	7,965	353	189
Egypt	--	--	--	--	--	13,77,744	11,89,153	11,97,260	11,03,783	9,40,733
United States of America— Via Atlantic Coast	--	--	--	--	--	3,98,957	3,83,207	5,72,127	7,44,592	3,94,236
„ Pacific „	--	--	--	--	--	8,93,498	5,79,580	7,29,258	5,50,992	4,44,453
Mexico	--	--	--	--	--	5,24,323	1,87,334	3,84,075	5,51,072	2,08,399
Other Foreign Countries	--	--	--	--	--	--	1,866	9,30,636	3,17,693	5,24,416
TOTAL FOREIGN COUNTRIES	--	--	--	--	--	3,060	1,526	2,975	388	4,629
TOTAL FOREIGN COUNTRIES	--	--	--	--	--	60,67,634	48,59,724	51,26,002	40,24,494	31,50,245
Share of Bengal	--	--	--	--	--	29,06,589	15,92,641	31,32,230	18,26,973	16,28,998
„ Bombay	--	--	--	--	--	22,14,360	19,55,176	20,52,013	15,43,836	16,78,830
„ Sind	--	--	--	--	--	4,38,090	5,66,159	6,05,243	7,42,307	5,23,022
„ Madras	--	--	--	--	--	21,31,126	19,36,745	16,72,524	12,91,664	11,43,732
„ Burma	--	--	--	--	--	32,99,052	20,27,371	12,23,089	10,30,161	10,10,071
TOTAL	--	--	--	--	--	1,00,83,217	83,78,092	77,35,099	64,34,991	59,89,703
Buttons of all sorts— Metal (III. U)—										
United Kingdom (including Channel Islands)	--	--	--	--	--	48,253	63,878	59,530	1,05,216	1,03,056
Other British Possessions	--	--	--	--	--	22	74	303	54	93
TOTAL BRITISH EMPIRE	--	--	--	--	--	48,275	63,952	59,833	1,05,300	1,03,149
Germany	--	--	--	--	--	2,16,767	2,13,608	3,65,178	3,28,075	3,84,846
France	--	--	--	--	--	4,746	408	36,342	1,797	241
Italy (including Fiume)	--	--	--	--	--	8,136	9,646	12,120	12,926	7,280
Austria	--	--	--	--	--	4,300	4,009	7,002	7,281	6,292
Czechoslovakia	--	--	--	--	--	3,27,177	3,10,520	4,11,715	3,74,378	4,53,305
Japan	--	--	--	--	--	3,632	436	12,133	78,037	88,260
United States of America— Via Atlantic Coast	--	--	--	--	--	55,425	39,711	41,966	40,506	26,539
„ Pacific „	--	--	--	--	--	--	--	--	722	127
Other Foreign Countries	--	--	--	--	--	866	2,948	367	1,433	995
TOTAL FOREIGN COUNTRIES	--	--	--	--	--	6,21,138	5,72,281	8,86,723	8,49,146	9,46,879
Share of Bengal	--	--	--	--	--	1,46,049	1,51,344	2,77,300	2,32,043	2,32,676
„ Bombay	--	--	--	--	--	3,66,743	3,74,699	3,17,520	5,46,993	5,59,308
„ Sind	--	--	--	--	--	16,088	29,388	26,128	51,192	55,740
„ Madras	--	--	--	--	--	96,529	62,419	99,172	31,523	94,223
„ Burma	--	--	--	--	--	44,024	28,463	36,436	42,724	57,533
TOTAL	--	--	--	--	--	6,69,434	6,94,238	9,46,553	9,54,445	10,50,024

GENRALE IMPORTS

(60)

No. 10—continued

ARTICLES, AND COUNTRIES OF CONSIGNMENT; ALSO SHARE OF EACH PROVINCE	QUANTITY					VALUE				
	1930-31	1931-32	1932-33	1933-34	1934-35	1930-31	1931-32	1932-33	1933-34	1934-35
						R	R	R	R	R
Buttons of all sorts—continued										
Other sorts (III. U)—										
United Kingdom (including Channel Islands)	—	—	—	—	—	82,908	23,200	41,882	48,240	46,342
Hongkong	—	—	—	—	—	8,909	350	83	105	100
Other British Possessions	—	—	—	—	—	201	79	18	183	18
TOTAL BRITISH EMPIRE	—	—	—	—	—	42,108	23,647	41,978	48,624	46,561
Poland (including Danzig)	—	—	—	—	—	8,103	2,616
Germany	—	—	—	—	—	1,06,089	50,308	58,248	60,424	95,831
Belgium	—	—	—	—	—	5,280	2,263	742	546	3,205
France	—	—	—	—	—	25,314	35,481	35,053	9,633	9,058
Italy (including Fiume)	—	—	—	—	—	2,06,915	3,23,908	5,52,120	3,53,239	2,37,508
Czechoslovakia	—	—	—	—	—	81,598	46,656	66,394	1,00,022	1,46,979
China (exclusive of Hongkong and Macao)	—	—	—	—	—	19,936	458	237	18	50
Japan	—	—	—	—	—	5,32,639	4,23,837	7,11,560	6,04,565	10,88,058
United States of America—										
Via Atlantic Coast	—	—	—	—	—	3,857	4,141	6,401	740	408
" Pacific "	—	—	—	—	—	182
Other Foreign Countries	—	—	—	—	—	3,734	921	2,821	1,306	3,087
TOTAL FOREIGN COUNTRIES	—	—	—	—	—	10,75,562	8,94,088	14,33,808	11,39,251	15,86,840
Share of Bengal	—	—	—	—	—	4,84,807	3,84,166	5,98,655	3,89,603	6,14,188
" Bombay	—	—	—	—	—	2,28,260	2,49,303	3,31,453	3,53,435	4,85,231
" Sind	—	—	—	—	—	1,92,690	1,33,715	3,07,246	1,92,439	2,23,068
" Madras	—	—	—	—	—	30,420	28,808	40,280	59,531	45,050
" Burma	—	—	—	—	—	1,31,488	71,143	1,48,187	1,87,767	2,55,834
TOTAL	—	—	—	—	—	11,17,605	9,17,735	14,75,781	11,82,875	16,33,391
Total value of Buttons of all sorts—										
United Kingdom (including Channel Islands)	—	—	—	—	—	81,156	37,087	1,01,472	1,48,492	1,40,398
Hongkong	—	—	—	—	—	9,001	866	187	217	196
Other British Possessions	—	—	—	—	—	221	146	212	215	106
TOTAL BRITISH EMPIRE	—	—	—	—	—	90,378	37,599	1,01,811	1,48,924	1,40,700
Poland (including Danzig)	—	—	—	—	—	8,163	2,616
Germany	—	—	—	—	—	3,22,846	2,70,006	4,23,428	3,38,499	4,80,877
Belgium	—	—	—	—	—	6,144	3,893	912	1,132	3,964
France	—	—	—	—	—	30,060	35,884	71,895	11,420	9,299
Italy (including Fiume)	—	—	—	—	—	3,05,051	3,33,549	5,64,309	3,66,165	2,44,848
Austria	—	—	—	—	—	6,876	4,611	8,125	7,901	7,329
Czechoslovakia	—	—	—	—	—	4,08,775	3,57,176	4,77,509	4,75,000	6,00,284
China (exclusive of Hongkong and Macao)	—	—	—	—	—	19,936	1,228	282	18	50
Japan	—	—	—	—	—	5,36,471	4,24,323	7,23,749	6,89,602	11,56,318
United States of America—										
Via Atlantic Coast	—	—	—	—	—	59,282	34,852	47,797	47,246	25,941
" Pacific "	—	—	—	—	—	182	722	127
Other Foreign Countries	—	—	—	—	—	1,259	1,347	2,750	1,528	2,231
TOTAL FOREIGN COUNTRIES	—	—	—	—	—	16,96,700	14,66,369	23,20,516	19,88,306	25,88,710
Share of Bengal	—	—	—	—	—	6,30,856	5,35,510	8,75,566	6,31,646	8,99,832
" Bombay	—	—	—	—	—	5,95,003	6,24,502	8,98,973	9,09,443	10,45,039
" Sind	—	—	—	—	—	2,08,758	2,13,103	3,33,374	2,43,631	2,75,808
" Madras	—	—	—	—	—	1,36,949	31,227	1,39,422	1,41,104	1,39,273
" Burma	—	—	—	—	—	2,25,512	39,626	1,74,803	2,30,491	3,23,467
TOTAL	—	—	—	—	—	17,87,078	15,58,968	24,22,587	21,37,820	26,33,410

No. 10—continued

ARTICLES, AND COUNTRIES OF CONSIGNMENT; ALSO SHARE OF EACH PROVINCE	QUANTITY					VALUE				
	1930-31	1931-32	1932-33	1933-34	1934-35	1930-31	1931-32	1932-33	1933-34	1934-35
Candles of all kinds (III. U)—	Lbs.	Lbs.	Lbs.	Lbs.	Lbs.	Rs.	Rs.	Rs.	Rs.	Rs.
United Kingdom (including Channel Islands)	165,451	133,504	156,008	89,411	16,025	81,496	67,719	72,149	23,182	12,432
Other British Possessions	4,406	7,549	4,768	4,171	5,012	1,659	2,180	1,794	1,904	2,097
TOTAL BRITISH EMPIRE	169,856	141,053	160,776	93,582	21,037	83,155	69,899	73,943	25,086	14,529
Germany	19,308	41,327	2,398	7,897	595	8,762	5,308	1,398	2,000	1,431
Netherlands	23,048	10,110	6,211	3,640	20	7,428	2,584	1,549	899	80
Belgium	66,250	63,232	61,264	25,332	23,910	23,002	19,871	13,630	8,084	7,910
Japan	15	93	1,322	4,743	92,499	31	84	301	1,344	10,618
Other Foreign Countries	18,095	39,727	3,791	9,954	3,609	5,594	14,390	1,858	3,150	1,101
TOTAL FOREIGN COUNTRIES	131,711	204,389	74,986	46,571	126,633	49,815	42,677	18,736	16,027	30,180
<i>Share of Bengal</i>	<i>94,490</i>	<i>116,936</i>	<i>99,357</i>	<i>30,742</i>	<i>100,161</i>	<i>41,642</i>	<i>30,470</i>	<i>39,739</i>	<i>10,572</i>	<i>35,459</i>
<i>Bombay</i>	<i>26,527</i>	<i>25,070</i>	<i>23,471</i>	<i>12,393</i>	<i>14,904</i>	<i>14,396</i>	<i>13,857</i>	<i>12,017</i>	<i>7,218</i>	<i>5,337</i>
<i>Sind</i>	<i>41,419</i>	<i>26,380</i>	<i>22,162</i>	<i>17,237</i>	<i>20,393</i>	<i>14,042</i>	<i>11,576</i>	<i>8,318</i>	<i>7,322</i>	<i>3,167</i>
<i>Madras</i>	<i>116,755</i>	<i>83,446</i>	<i>79,203</i>	<i>17,677</i>	<i>2,610</i>	<i>54,346</i>	<i>39,702</i>	<i>36,905</i>	<i>8,457</i>	<i>1,907</i>
<i>Burma</i>	<i>22,376</i>	<i>98,110</i>	<i>11,669</i>	<i>13,554</i>	<i>9,302</i>	<i>3,544</i>	<i>17,972</i>	<i>5,200</i>	<i>6,944</i>	<i>4,139</i>
TOTAL	301,567	345,442	235,762	92,153	147,670	1,32,970	1,12,576	92,679	40,313	44,709
Canes and Rattans (II. S)—	Cwts.	Cwts.	Cwts.	Cwts.	Cwts.	Rs.	Rs.	Rs.	Rs.	Rs.
United Kingdom (including Channel Islands)	170	202	8	48	450	4,265	4,323	1,476	9,285	7,324
Straits Settlements	31,532	30,663	30,038	24,310	26,927	4,32,185	4,01,023	3,64,898	2,37,355	3,07,765
Hongkong	385	247	266	293	516	21,052	13,705	13,138	14,523	14,203
Other British Possessions	60	14	63	113	64	1,203	536	843	1,515	336
TOTAL BRITISH EMPIRE	32,206	31,131	30,375	24,764	27,957	4,58,705	4,20,092	3,80,160	2,86,693	3,30,628
Celebes and other Islands	1,233	155	..	206	159	7,276	1,336	..	7,679	2,114
Other Foreign Countries	366	413	696	279	340	3,341	3,137	4,354	2,350	4,036
TOTAL FOREIGN COUNTRIES	1,609	573	696	485	499	15,917	4,573	4,354	10,529	6,200
<i>Share of Bengal</i>	<i>6,914</i>	<i>3,953</i>	<i>4,376</i>	<i>3,603</i>	<i>4,177</i>	<i>1,37,029</i>	<i>65,990</i>	<i>31,464</i>	<i>54,667</i>	<i>77,733</i>
<i>Bombay</i>	<i>21,544</i>	<i>23,320</i>	<i>22,571</i>	<i>16,164</i>	<i>18,753</i>	<i>2,38,724</i>	<i>2,53,392</i>	<i>2,26,425</i>	<i>1,46,103</i>	<i>1,65,592</i>
<i>Sind</i>	<i>2,444</i>	<i>1,143</i>	<i>920</i>	<i>2,560</i>	<i>1,732</i>	<i>33,023</i>	<i>26,505</i>	<i>18,301</i>	<i>33,179</i>	<i>32,933</i>
<i>Madras</i>	<i>1,314</i>	<i>2,162</i>	<i>1,936</i>	<i>1,970</i>	<i>2,449</i>	<i>36,545</i>	<i>43,189</i>	<i>23,513</i>	<i>31,161</i>	<i>33,579</i>
<i>Burma</i>	<i>1,139</i>	<i>1,131</i>	<i>1,239</i>	<i>946</i>	<i>1,290</i>	<i>39,301</i>	<i>31,139</i>	<i>29,716</i>	<i>27,147</i>	<i>27,062</i>
TOTAL	33,355	31,704	31,071	25,254	28,456	4,74,632	4,24,665	3,85,014	2,97,222	3,36,323
Chalk, French (II. B)—	Cwts.	Cwts.	Cwts.	Cwts.	Cwts.	Rs.	Rs.	Rs.	Rs.	Rs.
United Kingdom (including Channel Islands)	792	671	313	364	333	3,230	6,236	3,966	4,336	4,524
Other British Possessions	..	1	6	..	27	3	..	70
TOTAL BRITISH EMPIRE	792	672	313	364	339	3,230	6,263	3,969	4,336	4,594
TOTAL FOREIGN COUNTRIES	334	513	300	174	163	2,239	2,304	2,519	1,935	1,143
<i>Share of Bengal</i>	<i>493</i>	<i>350</i>	<i>96</i>	<i>90</i>	<i>114</i>	<i>3,693</i>	<i>2,373</i>	<i>739</i>	<i>1,016</i>	<i>1,149</i>
<i>Bombay</i>	<i>247</i>	<i>634</i>	<i>395</i>	<i>214</i>	<i>131</i>	<i>2,570</i>	<i>4,017</i>	<i>2,349</i>	<i>1,337</i>	<i>1,649</i>
<i>Sind</i>	<i>47</i>	<i>73</i>	<i>61</i>	<i>76</i>	<i>45</i>	<i>330</i>	<i>1,014</i>	<i>730</i>	<i>1,243</i>	<i>647</i>
<i>Madras</i>	<i>115</i>	<i>75</i>	<i>37</i>	<i>99</i>	<i>154</i>	<i>1,779</i>	<i>1,013</i>	<i>1,063</i>	<i>1,316</i>	<i>1,656</i>
<i>Burma</i>	<i>119</i>	<i>53</i>	<i>79</i>	<i>60</i>	<i>53</i>	<i>1,524</i>	<i>465</i>	<i>1,117</i>	<i>330</i>	<i>641</i>
TOTAL	1,126	1,186	703	538	502	10,469	9,067	6,488	6,331	6,742

GENERAL IMPORTS

(62)

No. 10—continued

ARTICLES, AND COUNTRIES OF CONSIGNMENT; ALSO SHARE OF EACH PROVINCE	QUANTITY					VALUE				
	1930-31	1931-32	1932-33	1933-34	1934-35	1930-31	1931-32	1932-33	1933-34	1934-35
Chemicals and chemical preparations (excluding chemical manures and medicines)—						R	R	R	R	R
Acids—										
Acetic (pyroligneous acid) (III. C)—	Cwts.	Cwts.	Cwts.	Cwts.	Cwts.					
United Kingdom (including Channel Islands)	878	1,040	981	1,616	2,341	12,712	43,150	30,219	53,733	74,175
Straits Settlements	72	107	42	222	154	2,750	3,382	1,076	6,500	5,594
Hongkong	8
TOTAL BRITISH EMPIRE	446	1,747	1,023	1,838	2,495	15,462	46,512	31,298	60,233	79,769
Germany	1,980	1,618	1,301	1,098	813	63,533	44,332	39,405	36,213	29,911
Netherlands	896	278	265	209	506	18,867	7,162	7,833	7,394	16,694
Switzerland	856	59	558	11,778	1,501	17,631
Japan	9	5	..	838	730	497	273	68	24,299	24,114
United States of America— Vid Atlantic Coast	..	564	8,280
Other Foreign Countries	119	..	162	47	2	3,974	9	5,131	1,915	134
TOTAL FOREIGN COUNTRIES	2,840	2,519	1,728	2,192	2,603	93,439	61,556	52,430	69,521	83,614
Share of Bengal	730	547	630	1,029	1,161	23,012	16,159	18,364	32,421	41,351
„ Bombay	1,288	2,391	1,214	1,375	1,448	39,099	55,395	35,742	44,678	47,341
„ Sind	541	396	362	457	619	19,041	10,546	12,461	15,876	19,739
„ Madras	318	630	302	631	1,315	12,298	17,254	9,716	18,727	36,525
„ Burma	468	302	243	538	554	15,451	8,714	7,455	18,353	23,027
TOTAL	3,285	4,266	2,751	4,030	5,098	1,08,901	1,08,088	83,725	1,30,054	1,68,283
Carbolic (III. C)—	Cwts.	Cwts.	Cwts.	Cwts.	Cwts.					
United Kingdom (including Channel Islands)	545	490	438	620	598	25,288	10,768	20,670	37,820	26,341
Other British Possessions	12	..
TOTAL BRITISH EMPIRE	545	490	438	620	598	25,288	10,768	20,670	37,832	26,341
Germany	102	146	21	15	16	4,859	7,394	1,904	2,692	2,502
Japan	68	132	19	3,437	6,573
Other Foreign Countries	20	6	1	22	1	930	742	74	1,280	113
TOTAL FOREIGN COUNTRIES	122	152	22	100	149	5,789	8,136	1,997	7,618	8,186
Share of Bengal	341	343	245	372	350	18,521	15,812	14,322	25,534	17,029
„ Bombay	70	165	135	228	233	3,422	5,843	4,147	12,333	5,709
„ Sind	57	31	45	91	99	2,290	1,525	3,143	5,428	5,332
„ Madras	87	34	31	20	47	3,238	2,559	1,742	1,154	2,266
„ Burma	112	75	4	9	16	3,646	2,164	813	971	1,193
TOTAL	667	648	469	720	747	31,077	27,894	22,867	45,450	34,520
Nitric (III. C)—	Cwts.	Cwts.	Cwts.	Cwts.	Cwts.					
United Kingdom (including Channel Islands)	376	299	262	337	348	51,280	25,356	20,329	17,251	41,589
Other British Possessions	20	1
TOTAL BRITISH EMPIRE	376	299	262	337	348	51,280	25,386	20,329	17,251	41,590
Germany	44	38	92	125	396	5,209	2,607	6,895	6,382	18,178
Italy (including Fiume)	149	286	578	1,323	1,160	17,272	22,091	30,745	63,306	52,638
Czechoslovakia	144	6,487
Other Foreign Countries	94	15	56	40	91	9,337	1,126	3,052	2,074	4,506
TOTAL FOREIGN COUNTRIES	287	339	726	1,488	1,800	32,818	25,824	40,722	71,762	81,809
Share of Bengal	437	337	387	770	768	54,813	26,656	26,438	33,331	36,532
„ Bombay	105	183	456	768	1,339	11,691	15,905	24,030	37,303	61,707
„ Sind	16	49	70	140	373	2,347	3,469	4,822	7,260	17,350
„ Madras	22	13	32	123	119	3,860	1,695	2,307	4,523	5,738
„ Burma	33	60	43	24	49	11,387	5,483	3,404	1,546	2,763
TOTAL	663	688	988	1,825	2,648	84,098	61,209	61,051	89,013	1,23,399

No. 10—continued

ARTICLES, AND COUNTRIES OF CONSIGNMENT; ALSO SHARE OF EACH PROVINCE	QUANTITY					VALUE				
	1930-31	1931-32	1932-33	1933-34	1934-35	1930-31	1931-32	1932-33	1933-34	1934-35
Chemicals and chemical pre- parations (excluding chemical manures and medicines)— continued <i>Acids—continued</i>										
Hydrochloric Acid (III. C)(a)—			Cwts.	Cwts.	Cwts.	R	R	R	R	R
United Kingdom (including Channel Islands)	—	—	277	360	309	—	—	9,747	10,308	9,067
Straits Settlements	—	—	—	—	..	10	..
TOTAL BRITISH EMPIRE	—	—	277	360	309	—	—	9,747	10,408	9,067
Germany	—	—	137	114	60	—	—	6,681	5,585	3,404
Other Foreign Countries	—	—	10	137	124	—	—	940	1,409	1,612
TOTAL FOREIGN COUNTRIES	—	—	153	251	184	—	—	7,621	6,994	5,016
Share of Bengal	—	—	79	81	164	—	—	4,422	3,259	3,548
" Bombay	—	—	106	157	79	—	—	2,784	2,193	1,220
" Sind	—	—	70	59	46	—	—	3,098	2,714	2,431
" Madras	—	—	63	70	33	—	—	3,306	3,544	2,004
" Burma	—	—	112	246	261	—	—	3,760	6,692	4,580
TOTAL	—	—	430	611	568	—	—	17,368	17,402	14,083
Nitric (III. C)—			Cwts.	Cwts.	Cwts.					
United Kingdom (including Channel Islands)	484	787	163	115	50	19,513	28,078	7,461	6,857	2,898
Other British Possessions	9	8	356	107
TOTAL BRITISH EMPIRE	484	796	161	115	50	19,513	28,084	7,568	6,857	2,898
Norway	8,278	1,972	3,475	3,888	..	93,964	37,694	57,350	46,987
Germany	3,955	6,690	376	259	538	77,839	1,22,387	13,907	8,066	10,780
Other Foreign Countries	17	71	33	204	95	1,474	1,699	1,560	3,737	1,684
TOTAL FOREIGN COUNTRIES	3,972	10,034	2,381	4,028	4,021	79,312	1,98,060	63,161	70,053	69,401
Share of Bengal	1,063	1,280	819	804	395	22,633	21,607	18,431	14,195	4,807
" Bombay	2,119	4,569	1,319	1,599	1,605	36,877	82,523	26,784	26,419	23,734
" Sind	459	315	199	341	149	15,003	10,313	7,520	6,570	4,078
" Madras	652	4,398	63	1,271	1,323	14,777	94,811	3,674	24,310	23,053
" Burma	213	218	142	128	99	9,536	7,830	5,270	4,416	2,322
TOTAL	4,406	10,780	2,542	4,143	4,071	98,626	2,17,084	60,729	76,010	62,294
Oxalic (III. C)—			Cwts.	Cwts.	Cwts.					
United Kingdom (including Channel Islands)	504	10	21	17	13	13,648	449	985	977	858
Germany	1,636	559	1,266	1,631	1,261	38,668	14,703	35,550	53,900	42,074
Netherlands	100	548	747	743	261	2,302	14,595	24,740	24,056	8,838
Japan	475	904	12,018	26,128
Other Foreign Countries	160	..	50	..	20	3,705	..	1,610	24	722
TOTAL FOREIGN COUNTRIES	1,796	1,107	2,053	2,809	2,416	42,765	29,298	61,900	90,088	78,662
Share of Bengal	304	101	150	476	302	7,319	2,056	4,110	14,610	10,400
" Bombay	790	268	526	544	919	18,653	7,093	16,304	16,265	26,840
" Sind	465	438	320	911	217	11,042	11,442	17,216	28,402	6,195
" Madras	400	..	440	659	779	9,779	7	10,841	20,809	27,613
" Burma	400	310	438	326	342	9,620	8,149	14,414	10,979	8,409
TOTAL	2,300	1,117	2,074	2,916	2,459	56,418	29,747	62,885	91,065	70,520
Sulphuric (III. C)—			Cwts.	Cwts.	Cwts.					
United Kingdom (including Channel Islands)	314	404	359	680	687	10,431	8,865	5,087	8,695	6,778
Other British Possessions	23	..	8	8	..	715	1	59	42
TOTAL BRITISH EMPIRE	314	427	359	688	695	10,431	7,580	5,088	8,154	6,820
Germany	1,288	227	269	455	500	17,316	6,894	8,141	10,282	7,278
Netherlands	11,186	4,641	4,575	377	211	60,376	30,128	29,475	3,470	1,788
Belgium	225	1,535	2,067	2,090	..	1,331	9,366	11,272	12,573
Other Foreign Countries	740	44	48	406	189	5,775	431	607	2,032	1,184
TOTAL FOREIGN COUNTRIES	13,209	5,137	6,427	3,305	2,990	89,467	39,804	47,591	27,665	22,819

(a) Separately recorded from 1931-32.

GENERAL IMPORTS

(64)

No. 10—continued

ARTICLES, AND COUNTRIES OF CONSIGNMENT; ALSO SHARE OF EACH PROVINCE	QUANTITY					VALUE				
	1930-31	1931-32	1932-33	1933-34	1934-35	1930-31	1931-32	1932-33	1933-34	1934-35
						₹	₹	₹	₹	₹
Chemicals and chemical preparations (excluding chemical manures and medicines)—continued										
Acids—continued										
Sulphuric (III. O)—contd.										
Share of Bengal	Cwts. 78	Cwts. 227	Cwts. 644	Cwts. 1,034	Cwts. 314	₹ 3,038	₹ 3,620	₹ 5,947	₹ 8,707	₹ 3,996
" Bombay	4,109	1,388	1,341	1,018	539	32,804	14,494	10,425	7,396	4,326
" Sind	463	252	266	513	361	10,085	3,691	5,127	6,346	5,106
" Madras	393	2,971	4,136	1,055	1,025	2,957	22,921	27,618	9,939	12,855
" Burma	8,480	226	399	368	491	47,874	1,658	3,562	2,872	3,216
TOTAL	13,523	5,664	6,786	3,988	3,580	90,838	48,384	52,679	35,819	29,638
Tartaric (III. O)—										
United Kingdom (including Channel Islands)	Cwts. 334	Cwts. 408	Cwts. 119	Cwts. 145	Cwts. 51	₹ 35,430	₹ 36,261	₹ 10,831	₹ 11,233	₹ 3,807
Other British Possessions	10	3	1,122	1	156
TOTAL BRITISH EMPIRE	394	408	119	145	54	36,552	36,262	10,831	11,233	4,058
Germany	337	544	561	198	453	29,641	44,443	45,724	15,600	30,422
Netherlands	2	30	84	24	1	322	2,244	7,631	1,993	217
Belgium	66	2	1	6,104	198	72
France	839	834	710	..	20	74,910	62,640	53,092	23	1,184
Spain	45	..	44	190	821	4,253	..	3,477	11,261	52,932
Italy (including Fiume)	1,519	562	771	598	867	1,39,046	42,284	56,024	36,858	69,940
Austria	91	30	30	8,984	2,217	2,400
Other Foreign Countries	1	35	..	8	..
TOTAL FOREIGN COUNTRIES	2,899	2,000	2,200	1,012	2,163	2,63,161	1,63,869	1,68,318	65,999	1,54,717
Share of Bengal	447	493	387	209	603	41,890	41,127	31,499	13,906	37,249
" Bombay	897	911	478	252	440	79,929	74,555	40,691	16,774	40,383
" Sind	1,679	798	1,113	463	1,016	1,46,086	58,033	78,051	29,131	70,336
" Madras	317	163	300	207	160	25,331	12,302	25,212	15,299	10,020
" Burma	53	13	41	26	9	5,977	4,114	3,726	2,122	773
TOTAL	3,293	2,408	2,319	1,157	2,217	2,99,713	1,90,131	1,79,179	77,232	1,58,770
Othersorts (III. O)—										
United Kingdom (including Channel Islands)	Cwts. 1,747	Cwts. 1,439	Cwts. 3,432	Cwts. 4,601	Cwts. 10,709	₹ 58,784	₹ 49,771	₹ 84,793	₹ 1,05,189	₹ 2,39,023
Straits Settlements	54	85	54	188	119	2,046	3,609	2,153	5,802	4,517
Other British Possessions	3	5	79	73
TOTAL BRITISH EMPIRE	1,801	1,527	3,491	4,789	10,828	60,830	53,459	87,019	1,10,991	2,43,540
Sweden	2,152	..	40	20	..	26,456	..	610	467	..
Germany	2,191	2,064	1,009	644	767	99,925	1,00,974	88,576	31,074	39,878
Netherlands	510	208	101	510	425	21,080	11,943	3,720	14,833	13,886
Italy (including Fiume)	2,235	941	770	30,201	15,074	12,466
Japan	2	..	3	5,054	1,763	67	..	50	47,266	21,552
Other Foreign Countries	122	115	322	305	241	5,601	3,557	7,934	7,033	7,621
TOTAL FOREIGN COUNTRIES	4,977	2,387	4,610	7,433	3,980	1,54,029	1,16,474	1,42,100	1,10,347	65,403
Share of Bengal	2,022	1,264	2,863	7,449	4,783	80,213	62,749	80,177	1,11,823	1,05,624
" Bombay	1,330	1,356	2,227	1,297	3,099	58,050	64,659	77,566	29,276	72,037
" Sind	181	93	608	579	663	7,997	5,125	13,957	15,124	14,492
" Madras	1,192	336	1,132	1,094	2,319	34,720	14,542	30,475	32,710	66,340
" Burma	1,553	865	1,271	1,803	4,030	33,279	22,353	26,944	37,799	80,569
TOTAL	6,778	3,914	8,101	12,222	14,794	2,14,859	1,69,933	2,29,119	2,27,838	3,38,943

No. 10—continued

ARTICLES, AND COUNTRIES OF CONSIGNMENT; ALSO SHARE OF EACH PROVINCE	QUANTITY					VALUE				
	1930-31	1931-32	1932-33	1933-34	1934-35	1930-31	1931-32	1932-33	1933-34	1934-35
Chemicals and chemical pre- parations (excluding chemical manures and medicines)— continued										
<i>Acids—concluded</i>										
<i>Total Acids—</i>	<i>Cwts.</i>	<i>Cwts.</i>	<i>Cwts.</i>	<i>Cwts.</i>	<i>Cwts.</i>					
United Kingdom (including Channel Islands)	4,737	5,438	6,042	6,491	15,696	2,27,086	2,10,288	1,90,122	2,50,553	4,04,321
Straits Settlements	126	192	98	360	274	4,790	6,981	3,229	12,334	10,183
Other British Possessions	10	35	18	3	5	1,122	1,170	184	49	177
TOTAL BRITISH EMPIRE	4,873	5,665	6,158	6,854	15,975	2,33,004	2,18,439	1,93,535	2,62,936	4,14,681
Sweden	2,252	..	40	20	..	27,717	..	610	474	..
Norway	3,278	1,972	3,475	3,358	..	68,964	87,694	57,350	48,937
Germany	11,408	11,881	5,922	4,589	4,804	3,36,190	3,43,734	2,46,783	1,71,644	1,85,327
Netherlands	12,237	5,738	5,793	1,883	1,416	1,07,305	67,504	80,601	52,570	42,277
Belgium	405	281	1,793	2,313	2,327	15,083	2,847	20,020	17,471	19,869
France	1,405	952	780	6	45	83,323	66,818	54,360	1,100	5,184
Spain	45	..	44	195	822	4,253	..	3,477	11,497	52,952
Switzerland	424	59	553	16,240	1,501	58	..	17,681
Italy (including Rome)	1,688	848	3,580	2,862	2,806	1,57,043	64,375	1,23,502	1,15,238	1,35,044
Austria	106	30	30	10,621	2,217	2,400
Czechoslovakia	144	5,487
Japan	11	49	60	7,230	3,912	564	723	614	93,511	80,653
United States of America—										
<i>Via Atlantic Coast</i>	..	564	241	389	105	3	8,520	3,771	4,049	2,107
<i> " Pacific "</i>	7
Other Foreign Countries	121	..	83	41	..	1,479	8	2,773	1,443	10
TOTAL FOREIGN COUNTRIES	30,102	23,675	20,300	22,758	20,322	7,60,791	6,22,011	5,75,870	5,25,347	5,94,528
<i>Share of Bengal</i>	<i>5,422</i>	<i>4,598</i>	<i>6,304</i>	<i>13,223</i>	<i>3,770</i>	<i>2,51,489</i>	<i>1,90,735</i>	<i>2,03,750</i>	<i>2,62,336</i>	<i>2,59,605</i>
<i> " Bombay</i>	<i>11,208</i>	<i>11,736</i>	<i>7,593</i>	<i>7,239</i>	<i>9,751</i>	<i>2,30,675</i>	<i>3,18,468</i>	<i>2,37,523</i>	<i>1,93,337</i>	<i>2,65,606</i>
<i> " Sind</i>	<i>3,762</i>	<i>2,353</i>	<i>3,253</i>	<i>3,554</i>	<i>3,443</i>	<i>2,13,301</i>	<i>1,04,144</i>	<i>1,44,393</i>	<i>1,17,349</i>	<i>1,45,168</i>
<i> " Madras</i>	<i>3,281</i>	<i>3,545</i>	<i>6,409</i>	<i>5,130</i>	<i>3,511</i>	<i>1,10,460</i>	<i>1,66,033</i>	<i>1,14,891</i>	<i>1,31,111</i>	<i>1,91,734</i>
<i> " Burma</i>	<i>15,302</i>	<i>2,099</i>	<i>2,893</i>	<i>3,463</i>	<i>5,723</i>	<i>1,37,270</i>	<i>60,970</i>	<i>63,843</i>	<i>84,750</i>	<i>1,37,056</i>
TOTAL	34,975	20,335	26,451	31,613	36,197	9,03,785	8,40,450	7,69,405	7,39,233	10,09,459
<i>Alum (III. O)—</i>	<i>Cwts.</i>	<i>Cwts.</i>	<i>Cwts.</i>	<i>Cwts.</i>	<i>Cwts.</i>					
United Kingdom (including Channel Islands)	22,435	23,543	15,478	10,378	6,604	1,45,033	1,48,912	81,045	57,220	52,583
Other British Possessions	1	0	3	3	1	16	80	25	27	6
TOTAL BRITISH EMPIRE	22,436	23,543	15,481	10,381	6,605	1,45,078	1,48,992	81,070	57,247	52,589
Germany	1,206	1,781	527	1,316	3,909	11,104	20,772	7,990	19,315	47,334
Netherlands	1,287	373	..	103	..	15,013	4,402	..	1,636	..
Japan	400	..	5,000	1,897	822	2,300	..	19,167	9,900	3,982
Other Foreign Countries	192	373	14	..	34	1,300	3,258	85	22	368
TOTAL FOREIGN COUNTRIES	3,085	2,532	5,541	3,316	4,766	29,722	28,482	27,251	31,373	54,182
<i>Share of Bengal</i>	<i>4,426</i>	<i>346</i>	<i>3,911</i>	<i>122</i>	<i>202</i>	<i>23,547</i>	<i>1,647</i>	<i>14,917</i>	<i>1,416</i>	<i>1,355</i>
<i> " Bombay</i>	<i>9,491</i>	<i>9,755</i>	<i>4,990</i>	<i>4,373</i>	<i>7,044</i>	<i>73,346</i>	<i>73,839</i>	<i>30,535</i>	<i>40,108</i>	<i>32,230</i>
<i> " Sind</i>	<i>7,912</i>	<i>9,594</i>	<i>8,127</i>	<i>4,653</i>	<i>1,932</i>	<i>46,799</i>	<i>52,118</i>	<i>39,323</i>	<i>23,013</i>	<i>3,943</i>
<i> " Madras</i>	<i>2,770</i>	<i>5,332</i>	<i>2,706</i>	<i>3,326</i>	<i>2,031</i>	<i>19,920</i>	<i>36,395</i>	<i>16,173</i>	<i>20,303</i>	<i>12,313</i>
<i> " Burma</i>	<i>913</i>	<i>1,159</i>	<i>1,233</i>	<i>724</i>	<i>121</i>	<i>5,133</i>	<i>7,935</i>	<i>7,171</i>	<i>3,775</i>	<i>730</i>
TOTAL	25,521	26,086	21,022	13,697	11,370	1,74,800	1,77,424	1,08,321	83,630	1,06,771

GENERAL IMPORTS

No. 10—continued

ARTICLES, AND COUNTRIES OF CONSIGNMENT; ALSO SHARE OF EACH PROVINCE	QUANTITY					VALUE				
	1930-31	1931-32	1932-33	1933-34	1934-35	1930-31	1931-32	1932-33	1933-34	1934-35
Chemicals and chemical preparations (excluding chemical manures and medicines)—continued										
Aluminous sulphates (III. C)—										
United Kingdom (including Channel Islands)	Cwts. 27,297	Cwts. 18,506	Cwts. 11,283	Cwts. 9,991	Cwts. 11,663	Rs 89,261	Rs 60,006	Rs 40,208	Rs 29,020	Rs 36,016
Sweden	11,341	9,497	3,215	241	1,787	34,770	30,051	10,155	797	4,348
Germany	16,798	16,978	8,850	6,513	9,068	71,870	69,621	36,133	24,130	34,576
Netherlands	350	100	1,755	..	1,177	1,360	418	6,258	..	3,795
Belgium	50	..	4,049	8,413	2,085	221	..	16,000	32,050	7,585
France	3,400	3,483	200	300	1,482	16,481	14,490	797	1,235	5,854
Other Foreign Countries	14	250	1	425	1,031	28
TOTAL FOREIGN COUNTRIES	31,953	30,208	18,069	15,467	15,000	1,25,077	1,14,511	69,343	58,212	55,635
Share of Bengal	40,473	28,488	13,374	9,673	12,762	1,30,192	38,637	44,642	29,148	35,447
" Bombay	3,386	9,128	6,163	4,902	6,313	39,073	39,475	23,981	18,122	26,551
" Sind	1,600	3,191	2,501	2,059	1,819	6,914	12,462	10,768	7,210	7,453
" Madras	3,271	7,888	7,139	3,404	4,628	38,052	33,695	29,400	32,581	17,585
" Burma	20	40	130	220	1,241	107	197	758	1,061	4,615
TOTAL	69,250	48,713	29,352	25,458	27,263	2,14,338	1,74,516	1,09,549	88,132	90,651
Ammonia and salts thereof—										
Anhydrous (III. C)—										
United Kingdom (including Channel Islands)	Cwts. 1,051	Cwts. 1,392	Cwts. 1,454	Cwts. 1,730	Cwts. 1,846	Rs 1,27,985	Rs 1,42,611	Rs 1,63,639	Rs 1,86,935	Rs 1,77,057
Commonwealth of Australia	80	60	57	44	66	5,063	5,538	4,222	2,602	4,907
TOTAL BRITISH EMPIRE	1,131	1,452	1,511	1,774	1,912	1,33,948	1,48,149	1,67,861	1,89,537	1,82,964
Germany	560	485	657	295	509	57,248	48,052	56,017	26,259	42,813
Netherlands	218	154	32	28	..	20,308	14,845	1,916	1,933	..
Belgium	127	142	199	9	92	10,444	13,600	13,671	591	5,228
Egypt	15	50	1,646	7,847
United States of America— Via Atlantic Coast	577	421	223	282	471	53,318	44,396	26,104	26,600	44,307
" Pacific	18	2,241
Other Foreign Countries	..	1	39	42	88	2,756	4,160	..
TOTAL FOREIGN COUNTRIES	1,482	1,203	1,150	671	1,140	1,46,378	1,20,981	99,554	61,189	1,02,436
Share of Bengal	339	724	336	712	108	1,08,960	31,545	1,08,324	94,338	1,09,556
" Bombay	602	560	694	545	342	40,553	34,511	45,917	39,307	58,229
" Sind	339	666	493	645	595	70,027	33,702	67,450	32,324	77,377
" Madras	59	110	37	98	364	4,765	6,628	4,099	3,127	9,123
" Burma	584	595	546	445	449	37,791	57,644	41,095	30,320	30,601
TOTAL	2,613	2,655	2,661	2,445	3,058	2,80,326	2,69,130	2,67,415	2,49,816	2,85,390
Others (III. C)—										
United Kingdom (including Channel Islands)	Cwts. 16,895	Cwts. 19,354	Cwts. 21,452	Cwts. 23,186	Cwts. 28,080	Rs 3,54,884	Rs 4,12,175	Rs 4,06,927	Rs 4,27,194	Rs 5,08,017
Other British Possessions	4	14	..	9	9	118
TOTAL BRITISH EMPIRE	16,895	19,354	21,452	23,186	28,084	3,54,898	4,12,175	4,06,936	4,27,203	5,08,135
Poland (including Danzig)	12	720	1,124	234	11,434	15,602
Germany	7,128	10,956	14,698	10,363	14,609	1,75,129	2,38,237	2,63,141	1,68,515	1,96,681
Netherlands	37	81	455	1,298	562	1,416	2,702	6,215	21,366	12,462
Belgium	56	81	504	640	708	1,572	1,853	12,980	15,663	14,420
France	20	181	627	585	483	208	2,562	8,548	7,973	7,860
Italy (including Fiume)	59	176	219	84	17	1,982	4,717	6,587	1,702	659
Japan	15	396	72	..	3	652	6,140	1,555
United States of America— Via Atlantic Coast	2,000	30,960
Other Foreign Countries	18	4	230	161
TOTAL FOREIGN COUNTRIES	9,300	11,475	16,530	14,084	17,069	2,20,267	2,50,074	3,28,367	2,35,068	2,49,456

No. 10—continued

ARTICLES AND COUNTRIES OF CONSIGNMENT; ALSO SHARE OF EACH PROVINCE	QUANTITY					VALUE				
	1930-31	1931-32	1932-33	1933-34	1934-35	1930-31	1931-32	1932-33	1933-34	1934-35
	Cwts.	Cwts.	Cwts.	Cwts.	Cwts.	₹	₹	₹	₹	₹
Chemicals and chemical preparations (excluding chemical manures and medicines)—continued										
Ammonia and salts thereof—continued										
Others (III. C)—contd.										
Share of Bengal	13,408	15,126	20,052	21,702	27,631	2,73,068	2,98,493	3,49,928	3,48,474	3,93,503
„ Bombay	4,591	6,613	6,447	6,037	7,325	1,07,073	1,58,908	1,44,478	1,23,537	1,44,845
„ Sind	3,827	4,423	4,626	4,233	5,412	78,266	85,199	88,445	73,714	98,245
„ Madras	2,309	2,854	4,075	2,491	2,599	60,238	71,073	77,291	59,417	47,106
„ Burma	2,060	1,814	2,782	2,707	2,766	56,530	48,576	75,157	63,124	74,037
TOTAL	26,195	30,829	37,982	37,270	45,738	5,75,166	6,62,249	7,35,298	6,62,266	7,67,501
Total Ammonia and salts thereof—										
United Kingdom (including Channel Islands)	17,946	20,746	22,906	24,916	29,906	4,82,869	5,54,786	5,70,566	6,18,129	6,85,974
Commonwealth of Australia	80	60	57	44	66	5,963	5,588	4,222	2,693	4,907
Other British Possessions	4	14	..	9	8	118
TOTAL BRITISH EMPIRE	18,026	20,806	22,963	24,960	29,976	4,88,846	5,60,324	5,74,797	6,15,830	6,91,089
Poland (including Danzig)	12	720	1,124	234	11,484	15,602
Germany	7,688	11,441	15,955	10,058	15,208	2,32,377	2,86,289	3,48,158	1,94,774	2,39,404
Netherlands	255	235	487	1,326	562	21,784	17,547	8,131	23,230	12,452
Belgium	183	223	703	649	800	12,016	15,458	26,651	16,254	19,648
France	20	181	627	585	483	208	2,562	8,548	7,673	7,866
Italy (including Fiume)	59	176	219	64	17	1,982	4,717	6,587	1,702	659
Japan	15	438	72	..	8	652	13,700	1,555
Egypt	15	58	1,646	7,847
United States of America—										
Yid Atlantic Coast	2,577	421	223	282	471	98,278	44,396	20,194	26,020	44,307
„ Pacific „	18	2,241
Other Foreign Countries	1	30	18	4	..	88	2,766	280	161
TOTAL FOREIGN COUNTRIES	10,782	12,078	17,680	14,755	18,815	3,66,645	3,71,055	4,27,911	2,95,252	8,51,892
Share of Bengal	14,237	15,550	20,888	22,474	28,439	3,60,018	3,80,038	4,58,752	4,36,712	5,03,063
„ Bombay	5,103	7,173	7,141	6,639	8,167	1,47,926	1,93,514	1,90,389	1,63,344	2,02,874
„ Sind	4,366	5,088	5,124	4,923	6,007	1,48,293	1,73,901	1,55,925	1,56,033	1,76,122
„ Madras	2,268	2,964	4,162	2,559	2,963	64,943	77,701	81,399	62,544	56,234
„ Burma	2,644	2,409	3,328	3,152	3,215	1,14,311	1,06,220	1,16,253	93,444	1,04,688
TOTAL	28,808	33,484	40,643	39,715	48,701	8,55,491	9,31,379	10,02,708	9,12,082	10,42,981
Arsenic and its oxides (III. C)—										
Hongkong	871	575	683	865	633	63,437	34,140	37,230	43,295	25,501
Other British Possessions	56	119	9	136	29	1,923	2,165	404	2,077	1,011
TOTAL BRITISH EMPIRE	927	694	692	1,001	662	65,360	36,314	37,634	45,272	27,112
Germany	282	390	680	789	717	4,311	7,298	11,904	14,311	15,398
Belgium	448	460	281	328	90	8,241	8,738	5,552	5,824	2,009
Italy (including Fiume)	16	..	30	26	..	3,174	..	5,813	5,113
Turkey, European	28	26	45	9	7	3,564	5,440	7,513	873	1,787
Iran	31	60	142	2	..	1,506	1,928	5,310	55	..
China (exclusive of Hong-Kong and Macao)	470	408	817	149	887	38,323	22,847	14,131	6,218	17,258
Other Foreign Countries	16	15	37	56	492	3,186	699	4,426	1,758	5,848
TOTAL FOREIGN COUNTRIES	1,275	1,370	1,602	1,363	1,719	54,691	50,124	48,930	34,352	46,913
Share of Bengal	836	797	918	1,146	1,184	31,345	24,320	21,660	26,603	29,067
„ Bombay	1,127	850	1,047	1,011	970	73,733	46,391	56,399	47,703	37,689
„ Sind	56	240	85	107	126	1,289	6,385	1,935	2,343	4,215
„ Madras	90	121	97	51	14	7,060	7,061	4,993	3,772	641
„ Burma	63	56	47	55	33	6,534	1,731	1,633	1,403	2,383
TOTAL	2,202	2,064	2,194	2,364	2,381	1,20,051	86,438	86,520	80,024	74,026

GENERAL IMPORTS

(68)

No. 10—continued

ARTICLES, AND COUNTRIES OF CONSIGNMENT; ALSO SHARE OF EACH PROVINCE	QUANTITY					VALUE				
	1930-31	1931-32	1932-33	1933-34	1934-35	1930-31	1931-32	1932-33	1933-34	1934-35
Chemicals and chemical preparations (excluding chemical manures and medicines)—continued						R	R	R	R	R
Bleaching materials—										
Bleaching powder (calcium hypochlorate, chloride of lime) (III. C)—										
United Kingdom (including Channel Islands)	Cwts. 82,768	Cwts. 82,771	Cwts. 97,803	Cwts. 105,987	Cwts. 114,308	4,95,777	4,06,822	5,55,623	5,86,267	5,96,659
Other British Possessions	11	2	228	31
TOTAL BRITISH EMPIRE	82,768	82,771	97,803	105,948	114,308	4,95,777	4,06,822	5,56,033	5,86,485	5,96,690
Germany	25,251	36,004	22,532	18,163	19,771	8,20,791	4,25,009	2,70,897	2,03,238	2,27,545
Belgium	2,257	2,613	341	..	1,444	12,384	14,225	3,404	..	5,448
France	2,299	4,663	7,951	1,785	2,789	12,060	25,034	42,528	7,104	15,287
Italy (including Fiume)	5,950	3,594	14,429	19,666	48,084	42,262	22,186	71,822	89,577	2,13,052
China (exclusive of Hong-kong and Macao)	400	81	9,782	489
Japan	534	3,925	5,156	8,818	40,421	71,061
Other Foreign Countries	90	107	22	..	35	582	1,107	1,429	1	2,870
TOTAL FOREIGN COUNTRIES	36,247	46,152	45,809	49,539	77,279	3,97,861	4,39,050	3,98,808	3,51,341	5,35,864
Share of Bengal	55,344	60,173	57,113	67,797	83,619	3,88,619	3,87,143	3,45,933	3,04,880	4,48,639
„ Bombay	56,941	58,649	74,145	69,382	90,355	4,20,947	4,40,013	4,69,422	3,98,413	4,96,337
„ Sind	2,650	2,824	4,348	6,648	6,696	17,558	18,637	27,317	39,789	42,494
„ Madras	3,640	6,763	7,438	5,374	9,883	62,861	1,24,164	1,08,635	82,530	1,36,719
„ Burma	430	514	568	288	1,134	3,623	4,915	4,224	2,274	7,365
TOTAL	119,005	128,923	143,612	149,487	191,587	8,03,638	9,74,872	9,55,581	8,87,826	11,81,564
Other sorts (III. C)—										
United Kingdom (including Channel Islands)	Cwts. 2,857	Cwts. 2,180	Cwts. 7,176	Cwts. 1,457	Cwts. 937	1,20,379	52,097	88,034	43,162	22,644
Germany	396	38	300	1,025	956	4,054	841	6,766	9,081	3,945
Other Foreign Countries	..	226	46	..	12	..	4,818	1,002	..	920
TOTAL FOREIGN COUNTRIES	396	264	345	1,025	968	4,054	5,159	7,768	9,081	9,931
Share of Bengal	1,122	119	5,631	83,385	7,012	40,969
„ Bombay	696	1,644	1,105	496	626	9,803	19,993	14,569	5,555	5,881
„ Sind	479	76	150	247	155	13,245	6,542	11,966	13,643	12,317
„ Madras	667	58	22,335	745
„ Burma	289	547	634	1,739	1,224	4,665	22,964	28,298	28,645	13,377
TOTAL	3,258	2,444	7,520	2,482	1,935	1,33,488	57,256	95,802	52,843	32,575
Total Bleaching materials—										
United Kingdom (including Channel Islands)	Cwts. 85,615	Cwts. 84,951	Cwts. 104,978	Cwts. 107,394	Cwts. 115,248	6,26,156	5,38,919	6,44,667	5,79,419	6,18,303
Other British Possessions	11	2	228	31
TOTAL BRITISH EMPIRE	85,615	84,951	104,978	107,405	115,245	6,26,156	5,38,919	6,44,667	5,79,647	6,18,384
Germany	25,647	35,042	22,832	19,188	20,727	8,24,845	4,25,850	2,77,663	2,17,919	2,36,490
Netherlands	..	423	22	..	85	15	5,921	1,429	1	2,870
Belgium	2,257	2,613	366	..	1,444	12,384	14,225	4,400	..	5,443
France	2,299	4,663	7,951	1,785	2,789	12,060	25,034	42,528	7,104	15,287
Italy (including Fiume)	5,950	3,594	14,429	19,666	48,084	42,262	22,186	71,822	89,577	2,13,052
China (exclusive of Hong-kong and Macao)	400	81	9,782	489
Japan	534	3,925	5,168	8,818	40,421	72,047
Other Foreign Countries	90	567	4
TOTAL FOREIGN COUNTRIES	36,648	40,416	46,154	44,564	78,247	4,01,915	4,08,209	4,06,666	3,61,022	5,45,795
Share of Bengal	56,488	60,292	62,744	67,797	83,619	4,72,004	3,94,155	3,86,602	3,64,880	4,48,639
„ Bombay	57,637	60,293	75,250	69,878	90,781	4,30,750	4,60,006	4,83,991	4,03,968	5,02,218
„ Sind	3,129	2,900	4,498	6,865	6,651	30,803	26,179	39,283	58,372	55,311
„ Madras	4,307	6,821	7,438	5,374	9,883	85,196	1,24,909	1,08,635	82,530	1,36,719
„ Burma	719	1,081	1,202	2,025	2,358	8,318	27,879	32,522	30,919	21,242
TOTAL	122,268	131,307	151,132	151,969	1,93,492	10,27,071	10,32,128	10,51,833	9,40,669	11,64,129

No. 10—continued

ARTICLES, AND COUNTRIES OF CONSIGNMENT; ALSO SHARE OF EACH PROVINCE	QUANTITY					VALUE				
	1930-31	1931-32	1932-33	1933-34	1934-35	1930-31	1931-32	1932-33	1933-34	1934-35
Chemicals and chemical pre- parations (excluding chemical manures and medicines)— continued						R	R	R	R	R
Carbide of Calcium (III. C)—	Cwts.	Cwts.	Cwts.	Cwts.	Cwts.					
United Kingdom (including Channel Islands)	307	188	750	100	228	10,748	8,104	10,415	1,880	2,456
Union of South Africa	3,741	2,822	2,153	1,585	909	56,029	45,461	37,739	24,394	16,923
Canada—										
<i>Via Atlantic Coast</i>	2,946	5,425	8,651	7,532	13,559	54,442	1,05,822	1,49,194	1,05,473	1,80,632
<i>" Pacific "</i>	335	5,019
Commonwealth of Australia	1,400	1,220	181	18,862	17,808	3,240
TOTAL BRITISH EMPIRE	7,584	8,435	12,954	10,808	15,300	1,21,210	1,53,977	2,16,210	1,40,555	2,07,270
U. S. S. E.—										
Southern	205	5,700
Sweden	3,003	990	1,088	689	1,181	50,666	14,884	16,914	9,828	17,716
Norway	24,570	8,095	2,449	2,544	1,748	4,19,437	1,44,551	35,427	34,730	22,033
Germany	1,265	2,003	1,354	9	2	17,569	31,196	15,757
Netherlands	1,407	3,589	6,233	1,938	10	18,901	44,735	75,245	20,629	131
Belgium	..	393	230	720	1,329	..	5,429	2,811	12,643	18,888
Italy (including Fiume)	9,173	6,040	2,024	1,291	68	1,32,998	91,785	20,419	16,300	1,090
Czechoslovakia	..	100	945	1,600	13,264
Jugo-Slavia (Kingdom of the Serbs-Croats and Slovenes)	2,432	433	256	35,284	6,676	3,245
Japan	..	14,345	22,704	21,031	25,845	..	2,07,520	2,80,380	2,40,550	2,54,635
United States of America—										
<i>Via Atlantic Coast</i>	2,886	3,818	2,418	6,322	8,120	50,728	68,590	42,565	1,11,804	1,21,836
<i>" Pacific "</i>	914	108	..	15,852	1,856	..
Other Foreign Countries	150	320	..	595	355	2,415	4,448	..	7,847	4,291
TOTAL FOREIGN COUNTRIES	44,535	88,723	39,612	38,439	40,339	7,26,290	5,90,220	5,13,839	4,93,798	4,62,120
Share of Bengal	35,157	31,391	29,672	29,307	34,574	5,83,140	4,93,402	4,03,821	3,91,317	4,10,241
<i>" Bombay "</i>	4,519	3,586	5,122	4,103	3,907	65,405	55,233	66,015	49,995	43,231
<i>" Sind "</i>	2,102	1,789	2,201	2,967	2,316	30,077	24,731	29,682	38,056	33,121
<i>" Madras "</i>	3,683	4,711	3,770	7,430	8,671	53,641	60,098	1,04,894	89,794	97,808
<i>" Burma "</i>	6,628	5,631	6,801	4,420	6,171	1,15,246	1,10,733	1,20,637	74,136	94,943
TOTAL	62,119	47,158	52,566	48,932	55,039	8,47,509	7,44,107	7,30,049	6,43,348	6,69,399
Copperas (ferrous sulphate) (III. C)—	Cwts.	Cwts.	Cwts.	Cwts.	Cwts.					
United Kingdom (including Channel Islands)	904	878	4,178	2,648	1,248	4,091	5,661	14,884	12,795	8,720
TOTAL FOREIGN COUNTRIES	1,118	1,143	2,349	2,538	55	4,537	7,332	6,447	6,901	552
Share of Bengal	11	240	4,365	2,739	32	643	5,004	11,391	7,364	1,934
<i>" Bombay "</i>	6	3	16	255	11	61	50	56	1,464	572
<i>" Sind "</i>	1,361	321	1,095	1,947	335	5,485	3,761	6,135	8,175	4,488
<i>" Madras "</i>	640	955	750	533	399	2,746	4,139	3,334	2,364	1,330
<i>" Burma "</i>	100	..	101	7	26	393	49	456	339	434
TOTAL	2,017	2,019	6,327	5,486	1,303	9,328	12,993	21,331	19,690	9,278
Copper sulphate (III. C)—	Cwts.	Cwts.	Cwts.	Cwts.	Cwts.					
United Kingdom (including Channel Islands)	11,276	10,325	17,216	26,075	25,279	2,02,342	1,64,168	2,21,250	3,23,431	3,09,411

GENERAL IMPORTS

(70)

No. 10—continued

ARTICLES, AND COUNTRIES OF CONSIGNMENT; ALSO SHARE OF EACH PROVINCE	QUANTITY					VALUE				
	1930-31	1931-32	1932-33	1933-34	1934-35	1930-31	1931-32	1932-33	1933-34	1934-35
Chemicals and chemical preparations (excluding chemical manures and medicines)— <i>continued</i>						R	R	R	R	R
Copper sulphate (III. O)— continued	Cwts.	Cwts.	Cwts.	Cwts.	Cwts.					
Germany	5,292	5,328	3,573	2,320	882	1,11,701	93,879	45,444	27,252	10,060
Belgium	1,542	1,993	1,680	--	--	24,799	36,962	23,050	2	--
Italy (including Fiume)	--	--	200	1,040	--	--	--	2,378	11,160	--
Other Foreign Countries	--	2	71	20	505	--	10	510	280	4,002
TOTAL FOREIGN COUNTRIES	6,834	7,323	5,523	3,380	1,387	1,36,500	1,30,861	71,982	38,653	14,662
<i>Share of Bengal</i>	<i>3,566</i>	<i>3,258</i>	<i>4,567</i>	<i>4,067</i>	<i>4,520</i>	<i>68,805</i>	<i>54,512</i>	<i>57,607</i>	<i>50,893</i>	<i>57,392</i>
<i>" Bombay</i>	<i>2,892</i>	<i>3,639</i>	<i>2,516</i>	<i>3,932</i>	<i>3,121</i>	<i>55,969</i>	<i>64,353</i>	<i>31,144</i>	<i>48,920</i>	<i>39,125</i>
<i>" Sind</i>	<i>2,876</i>	<i>1,025</i>	<i>770</i>	<i>1,420</i>	<i>2,230</i>	<i>36,952</i>	<i>15,121</i>	<i>8,939</i>	<i>17,717</i>	<i>27,335</i>
<i>" Madras</i>	<i>6,418</i>	<i>5,840</i>	<i>14,042</i>	<i>17,802</i>	<i>14,818</i>	<i>1,13,994</i>	<i>94,362</i>	<i>1,82,986</i>	<i>2,21,324</i>	<i>1,96,523</i>
<i>" Burma</i>	<i>3,358</i>	<i>3,826</i>	<i>844</i>	<i>2,214</i>	<i>1,977</i>	<i>63,122</i>	<i>66,611</i>	<i>10,956</i>	<i>28,030</i>	<i>3,698</i>
TOTAL	18,110	17,648	22,739	29,455	26,660	3,38,842	2,95,019	2,92,682	3,67,084	3,24,073
Disinfectants—										
Naphthalene (III. C)—	Cwts.	Cwts.	Cwts.	Cwts.	Cwts.					
TOTAL BRITISH EMPIRE	149	144	34	327	245	2,649	2,282	689	4,298	3,458
Germany	4,360	1,929	736	1,858	1,304	50,205	19,696	9,566	21,986	15,583
Belgium	4,158	4,585	6,473	10,417	9,131	50,392	46,283	76,566	1,20,649	1,00,551
Japan	--	--	467	1,734	656	--	--	5,798	21,251	7,943
Other Foreign Countries	498	175	226	10	110	6,712	2,081	2,960	496	1,067
TOTAL FOREIGN COUNTRIES	9,016	6,689	7,902	14,019	11,251	1,07,309	68,060	94,871	1,64,382	1,25,149
<i>Share of Bengal</i>	<i>4,037</i>	<i>2,683</i>	<i>2,679</i>	<i>3,623</i>	<i>4,272</i>	<i>43,670</i>	<i>26,717</i>	<i>32,716</i>	<i>42,552</i>	<i>47,219</i>
<i>" Bombay</i>	<i>706</i>	<i>1,667</i>	<i>1,764</i>	<i>3,251</i>	<i>3,533</i>	<i>8,335</i>	<i>16,963</i>	<i>21,216</i>	<i>46,255</i>	<i>39,720</i>
<i>" Sind</i>	<i>2,749</i>	<i>1,069</i>	<i>1,779</i>	<i>4,928</i>	<i>1,640</i>	<i>34,714</i>	<i>11,589</i>	<i>19,118</i>	<i>54,218</i>	<i>16,467</i>
<i>" Madras</i>	<i>555</i>	<i>843</i>	<i>936</i>	<i>1,362</i>	<i>1,081</i>	<i>7,071</i>	<i>8,473</i>	<i>11,530</i>	<i>16,414</i>	<i>11,599</i>
<i>" Burma</i>	<i>1,968</i>	<i>571</i>	<i>778</i>	<i>1,122</i>	<i>970</i>	<i>16,168</i>	<i>6,600</i>	<i>10,331</i>	<i>9,241</i>	<i>13,617</i>
TOTAL	9,165	6,833	7,936	14,346	11,406	1,09,058	70,342	95,510	1,68,680	1,28,605
Others (III. O)—	Cwts.	Cwts.	Cwts.	Cwts.	Cwts.					
United Kingdom (including Channel Islands)	24,241	25,637	18,712	24,666	13,404	5,21,235	4,10,679	3,17,099	3,40,222	2,71,453
Ceylon (excluding Maldives)	425	233	85	50	170	9,024	3,190	1,752	918	2,136
Commonwealth of Australia	384	122	125	181	122	15,542	4,986	5,169	7,277	5,052
Other British Possessions	42	8	19	64	56	2,270	244	906	5,138	2,465
TOTAL BRITISH EMPIRE	25,092	26,000	18,941	24,961	13,752	5,48,071	4,19,099	3,24,926	3,53,550	2,81,106
Germany	286	151	129	150	448	5,880	3,067	2,575	11,524	7,113
France	21	17	20	20	90	2,963	1,705	2,857	721	5,983
Japan	281	276	851	522	608	30,457	28,971	28,325	20,578	30,943
United States of America— Via Atlantic Coast	2,217	1,848	2,802	1,570	1,906	2,31,792	1,81,920	2,32,327	1,28,707	1,85,735
" Pacific "	--	--	--	--	--	--	--	--	6	--
Other Foreign Countries	117	640	7	205	186	1,698	6,729	216	8,663	1,885
TOTAL FOREIGN COUNTRIES	2,922	2,930	2,818	2,476	3,188	2,72,790	2,22,892	2,66,300	1,74,204	2,31,609
<i>Share of Bengal</i>	<i>6,879</i>	<i>13,337</i>	<i>7,203</i>	<i>10,244</i>	<i>3,665</i>	<i>1,21,352</i>	<i>1,89,153</i>	<i>1,38,532</i>	<i>1,28,216</i>	<i>1,30,045</i>
<i>" Bombay</i>	<i>10,945</i>	<i>7,862</i>	<i>6,996</i>	<i>9,212</i>	<i>6,235</i>	<i>3,95,195</i>	<i>2,76,893</i>	<i>2,43,030</i>	<i>2,48,158</i>	<i>2,31,931</i>
<i>" Sind</i>	<i>3,398</i>	<i>3,448</i>	<i>3,349</i>	<i>3,680</i>	<i>2,966</i>	<i>66,374</i>	<i>64,940</i>	<i>54,644</i>	<i>54,599</i>	<i>49,492</i>
<i>" Madras</i>	<i>4,009</i>	<i>1,850</i>	<i>2,048</i>	<i>2,459</i>	<i>2,024</i>	<i>94,052</i>	<i>55,406</i>	<i>57,655</i>	<i>59,163</i>	<i>59,797</i>
<i>" Burma</i>	<i>2,630</i>	<i>2,433</i>	<i>2,164</i>	<i>1,342</i>	<i>2,021</i>	<i>33,388</i>	<i>55,009</i>	<i>47,315</i>	<i>37,611</i>	<i>41,456</i>
TOTAL	28,014	28,930	21,759	27,437	16,940	3,20,861	6,41,491	5,91,226	5,27,754	5,12,715

No. 10—continued

ARTICLES, AND COUNTRIES OF CONSIGNMENT; ALSO SHARE OF EACH PROVINCE	QUANTITY					VALUE				
	1930-31	1931-32	1932-33	1933-34	1934-35	1930-31	1931-32	1932-33	1933-34	1934-35
Chemicals and chemical prepara- tions (excluding chemical manures and medicines)— continued										
Disinfectants—continued										
Total Disinfectants—	Cwts.	Cwts.	Cwts.	Cwts.	Cwts.					
United Kingdom (including Channel Islands)	24,390	25,781	18,738	24,852	18,649	5,23,882	4,12,060	3,17,621	3,42,700	2,74,903
Ceylon (excluding Maldives)	425	233	85	50	170	9,024	3,190	1,754	918	2,143
Commonwealth of Australia	384	122	125	181	122	15,542	4,986	5,109	7,277	5,053
Other British Possessions . . .	42	8	29	205	56	2,272	245	1,021	6,953	2,465
TOTAL BRITISH EMPIRE	25,241	26,144	18,975	25,288	19,997	5,50,720	4,21,381	3,26,665	3,57,848	2,84,523
Germany	4,646	2,080	865	2,017	1,752	56,085	22,763	12,141	38,510	22,696
Belgium	4,231	4,796	6,473	10,609	9,280	51,413	49,079	76,556	1,23,195	1,01,297
France	244	17	59	20	90	5,691	1,705	3,247	721	5,933
Japan	281	303	618	2,256	1,204	30,457	29,286	34,124	50,829	38,891
United States of America— Vid Atlantic Coast	2,217	1,846	2,302	1,570	1,906	2,31,762	1,81,920	2,32,327	1,28,707	1,85,735
„ Pacific „	6	..
Other Foreign Countries	319	577	203	23	167	4,661	5,699	2,776	1,613	2,206
TOTAL FOREIGN COUNTRIES	11,938	9,619	10,720	10,495	14,439	3,80,999	2,90,452	3,61,171	3,33,536	3,56,753
Share of Bengal	11,066	16,020	9,362	13,367	7,937	2,35,022	2,15,370	2,21,347	1,70,770	1,77,264
„ Bombay	11,654	9,529	3,759	12,463	9,768	4,03,530	2,93,356	2,64,396	2,94,413	2,71,651
„ Sind	6,147	4,517	5,128	3,668	4,545	1,01,588	76,329	73,762	1,03,317	65,949
„ Madras	4,564	2,603	2,934	3,321	3,135	1,01,123	63,379	69,185	75,532	71,339
„ Burma	3,748	3,004	2,943	2,964	3,051	99,556	61,639	67,646	46,852	55,067
TOTAL	37,179	35,763	29,695	41,733	28,436	9,80,819	7,11,333	6,86,736	6,98,434	6,41,320
Glycerine (III. O)—	Cwts.	Cwts.	Cwts.	Cwts.	Cwts.					
United Kingdom (including Channel Islands)	3,871	4,345	8,118	11,153	9,721	1,89,110	1,63,347	2,54,531	3,53,202	3,43,311
Other British Possessions	10	1	500	64
TOTAL BRITISH EMPIRE	3,881	4,345	8,118	11,153	9,722	1,89,610	1,63,347	2,54,531	3,53,202	3,43,375
Germany	2,007	2,875	1,432	334	1,117	80,676	85,087	44,224	12,005	39,077
Netherlands	375	269	273	340	82	15,254	9,502	9,455	10,443	2,742
France	250	130	9,534	4,444
Other Foreign Countries	27	68	167	19	67	1,063	2,690	4,796	1,093	4,196
TOTAL FOREIGN COUNTRIES	2,668	3,342	1,872	702	1,266	1,06,527	1,01,723	58,475	23,541	46,015
Share of Bengal	2,998	3,167	4,950	5,337	4,950	1,23,309	1,08,979	1,52,533	1,34,617	1,37,303
„ Bombay	2,314	2,079	2,724	3,210	3,332	96,809	74,539	83,155	1,04,566	1,10,651
„ Sind	623	969	1,588	1,686	1,057	23,566	35,392	52,313	52,933	41,251
„ Madras	466	1,350	645	912	1,509	19,579	40,396	31,110	27,304	55,643
„ Burma	149	122	83	190	140	7,375	5,264	3,337	7,239	5,542
TOTAL	6,549	7,637	9,990	11,955	10,988	2,76,137	2,65,070	3,13,006	3,76,748	3,89,890
Lead compounds—										
Acetate (III. O)—	Cwts.	Cwts.	Cwts.	Cwts.	Cwts.					
United Kingdom (including Channel Islands)	21	3	214	302	134	578	99	4,940	6,819	3,885
Germany	2,164	2,094	1,897	1,554	1,919	58,376	53,969	48,445	34,370	42,402
Netherlands	218	208	219	70	4	5,877	5,421	5,480	1,535	235
Other Foreign Countries	60	80	41	171	147	1,480	3,544	1,219	3,069	3,217
TOTAL FOREIGN COUNTRIES	2,442	2,383	2,151	1,795	2,070	65,683	62,964	55,184	40,374	45,944

ARTICLES, AND CO UNTRIES OF CONSIGNMENT; ALSO SHARE OF EACH PROVINCE	QUANTITY					VALUE				
	1930-31	1931-32	1932-33	1933-34	1934-35	1930-31	1931-32	1932-33	1933-34	1934-35
Chemicals and chemical preparations (excluding chemical manures and medicines)—continued										
Lead Compounds—continued										
Acetate (III. C)—continued	Cwts.	Cwts.	Cwts.	Cwts.	Cwts.	R	R	R	R	R
Share of Bengal	180	134	128	84	95	4,180	4,543	3,464	1,523	2,554
" Bombay	2,061	1,909	2,098	1,639	1,555	55,904	49,012	53,057	36,762	33,559
" Sind	4	..	10	6	26	126	22	385	357
" Madras	221	342	145	363	547	6,112	8,620	3,581	8,461	13,119
" Burma	1	2	..	1	1	39	62	..	67	40
TOTAL	2,469	2,391	2,371	2,097	2,204	66,261	63,003	60,124	47,193	40,629
Litharge (III. C)—	Cwts.	Cwts.	Cwts.	Cwts.	Cwts.					
United Kingdom (including Channel Islands)	158	44	407	608	1,542	3,644	1,012	6,509	10,117	24,403
France	45	20	500	505	..	960	368	6,994	6,808	..
Italy (including Fiume)	10	40	..	280	587	166	604	..	3,597	7,002
Other Foreign Countries	50	77	331	331	438	1,126	1,587	4,256	4,350	0,404
TOTAL FOREIGN COUNTRIES	105	137	831	1,116	1,025	2,252	2,040	11,250	14,765	14,066
Share of Bengal	3	98	350	151	171	74	1,803	4,623	2,047	2,270
" Bombay	66	23	771	1,353	2,107	1,434	468	11,106	18,725	30,579
" Sind	3	6	..	29	8	116	295	..	503	429
" Madras	175	30	66	181	260	3,969	629	1,288	3,433	4,393
" Burma	16	24	51	10	21	303	465	742	164	358
TOTAL	263	181	1,238	1,724	2,567	5,896	3,661	17,759	24,872	38,520
Others (III. C)—	Cwts.	Cwts.	Cwts.	Cwts.	Cwts.					
United Kingdom (including Channel Islands)	345	112	326	591	265	7,480	2,436	7,150	12,408	5,077
Germany	59	1	17	140	174	1,497	30	489	7,267	0,141
Other Foreign Countries	4	2	7	16	466	982	71	238	1,275	8,108
TOTAL FOREIGN COUNTRIES	68	3	24	156	640	2,479	101	727	8,532	14,249
Share of Bengal	408	113	337	619	338	9,948	2,462	7,131	15,288	16,583
" Bombay	2	31	23	114	2,297	1,225
" Sind	2	1	8	15	..	69	32	690	931
" Madras	10	88	29	11	..	562	2,651	1,001
" Burma	1	44	80	186
TOTAL	408	115	350	747	905	9,959	2,537	7,883	21,000	19,920
Total Lead Compounds—	Cwts.	Cwts.	Cwts.	Cwts.	Cwts.					
United Kingdom (including Channel Islands)	524	159	947	1,501	1,941	11,702	3,547	18,805	29,404	33,825
Germany	2,286	2,095	1,944	1,727	2,168	80,234	54,029	49,447	42,708	40,918
Netherlands	218	208	226	72	208	5,877	5,421	5,718	1,913	4,021
Belgium	60	..	60	148	350	1,430	..	1,258	3,412	5,827
France	45	100	500	505	..	960	2,528	6,994	6,808	..
Italy (including Fiume)	10	40	..	280	587	166	604	..	3,597	7,002
Japan	20	74	221	327	353	512	1,419	3,409	4,843	5,361
Other Foreign Countries	15	11	1	8	69	1,235	1,623	1,275	380	1,470
TOTAL FOREIGN COUNTRIES	2,610	2,528	3,012	3,067	3,735	70,414	65,714	67,161	63,661	74,259
Share of Bengal	691	345	816	354	1,104	14,202	3,914	15,218	18,857	21,407
" Bombay	2,127	1,932	2,271	3,023	3,686	57,338	50,080	64,277	57,784	65,863
" Sind	3	12	1	47	29	142	490	54	1,578	1,717
" Madras	396	372	321	632	836	10,092	9,249	5,431	14,545	19,013
" Burma	17	26	51	12	22	343	528	786	301	584
TOTAL	3,184	3,687	3,959	4,868	5,676	82,110	69,261	85,766	92,076	1,08,084

No. 10—continued

ARTICLES, AND COUNTRIES OF CONSIGNMENT; ALSO SHARE OF EACH PROVINCE	QUANTITY					VALUE				
	1930-31	1931-32	1932-33	1933-34	1934-35	1930-31	1931-32	1932-33	1933-34	1934-35
Chemicals and chemical preparations (excluding chemical manures and medicines)— continued						R	R	R	R	R
Magnesium compounds—	Cwts.	Cwts.	Cwts.	Cwts.	Cwts.					
Chloride (III. C)—										
United Kingdom (including Channel Islands)	1,568	1,470	1,067	951	1,164	19,212	19,117	14,442	10,780	15,267
Other British Possessions	201	904	546	3,046
TOTAL BRITISH EMPIRE	1,769	1,470	1,067	951	2,168	19,758	19,117	14,442	10,780	18,313
Germany	30,760	30,513	18,108	16,104	13,839	67,002	69,221	60,182	63,412	43,427
Japan	3,100	876	5,312	1,055
Other Foreign Countries	35	85	87	129	10	408	996	692	817	95
TOTAL FOREIGN COUNTRIES	30,795	30,598	18,195	19,333	14,224	67,410	70,217	60,874	69,541	44,577
Share of Bengal	5,347	6,711	5,013	5,924	5,139	14,366	19,492	19,152	19,517	15,530
" Bombay	23,631	21,021	10,965	12,331	9,702	67,646	62,741	37,066	37,536	32,248
" Sind	46	47	2	..	5	170	182	25	5	104
" Madras	2,531	2,781	1,450	579	474	9,794	10,378	6,656	3,211	2,313
" Burma	1,009	1,508	927	950	932	15,937	16,541	12,378	9,900	13,295
TOTAL	32,564	32,068	19,257	20,284	16,352	1,07,168	1,09,334	75,816	70,271	68,100
Sulphate (III. C)—	Cwts.	Cwts.	Cwts.	Cwts.	Cwts.					
United Kingdom (including Channel Islands)	811	520	637	1,033	1,173	12,537	9,401	11,919	20,181	22,110
Other British Possessions	9	..	39	60	20	50	3	157	260	60
TOTAL BRITISH EMPIRE	820	520	676	1,093	1,193	12,587	9,404	12,076	20,441	22,170
Germany	43,760	16,054	9,280	11,188	6,235	1,50,973	57,020	30,946	34,036	19,706
Japan	150	7,763	2,201	381	16,420	4,583
Other Foreign Countries	10	2	198	..	78	81	17	665	2	882
TOTAL FOREIGN COUNTRIES	43,779	16,056	9,478	18,951	8,514	1,51,054	57,037	31,992	50,517	24,261
Share of Bengal	3,733	4,682	2,840	5,342	3,335	15,408	19,788	13,086	17,226	8,374
" Bombay	25,097	2,402	953	6,086	1,510	85,687	11,725	6,021	25,382	18,397
" Sind	6,999	4,828	3,593	5,239	4,381	25,994	15,965	11,781	15,188	11,443
" Madras	6,266	3,843	1,812	2,281	505	25,458	14,747	6,942	8,027	4,903
" Burma	2,504	1,121	1,286	1,096	676	11,136	5,156	6,333	5,135	2,818
TOTAL	44,599	16,576	10,284	20,044	9,707	1,63,081	66,441	44,068	70,955	46,440
Others (III. C)—	Cwts.	Cwts.	Cwts.	Cwts.	Cwts.					
United Kingdom (including Channel Islands)	233	59	423	1,550	2,020	5,292	1,148	8,646	26,738	38,504
Germany	405	564	88	798	730	3,699	2,941	2,564	7,370	15,244
Italy (including Fiume)	30	32	145	298	278	980	882	3,956	7,689	7,115
Japan	98	2,459	9,040	2,014	34,793	1,35,345
United States of America— Via Atlantic Coast	2	2	406	200	353	6,868
Other Foreign Countries	39	80	80	177	114	654	1,013	1,080	2,900	2,790
TOTAL FOREIGN COUNTRIES	476	476	419	3,734	11,177	5,888	4,889	9,874	53,176	1,07,362
Share of Bengal	162	268	122	2,700	9,092	3,207	1,060	2,568	23,976	1,24,824
" Bombay	472	26	373	2,325	4,331	3,755	1,547	3,511	48,366	73,154
" Sind	5	11	65	50	42	595	326	2,025	2,260	1,793
" Madras	31	39	108	131	156	1,090	1,137	2,295	2,726	3,903
" Burma	77	131	168	78	85	1,978	1,914	3,721	2,092	2,192
TOTAL	707	535	836	5,234	18,803	10,625	5,984	18,620	79,914	2,05,866

GENERAL IMPORTS

(74)

No. 10—continued

ARTICLES, AND COUNTRIES OF CONSIGNMENT; ALSO SHARE OF EACH PROVINCE	QUANTITY					VALUE				
	1930-31	1931-32	1932-33	1933-34	1934-35	1930-31	1931-32	1932-33	1933-34	1934-35
Chemicals and chemical preparations (excluding chemical manures and medicines)—continued						Rs	Rs	Rs	Rs	Rs
Magnesium Compound—continued										
Total Magnesium compounds	Cwts.	Cwts.	Cwts.	Cwts.	Cwts.					
United Kingdom (including Channel Islands)	2,612	2,040	2,127	3,534	4,966	37,041	29,666	35,007	57,649	75,800
Other British Possessions	210	..	89	60	984	636	3	157	260	8,106
TOTAL BRITISH EMPIRE	2,822	2,040	2,166	3,594	5,950	37,677	29,669	35,164	57,909	78,906
Germany	74,934	46,931	27,451	28,000	20,313	2,41,674	1,40,182	94,102	04,817	77,467
Italy (including Fiume)	30	82	145	298	278	930	882	8,956	7,689	7,115
Japan	248	13,322	12,710	2,395	56,587	1,41,583
United States of America—Via Atlantic Coast	2	2	406	200	853	6,863
Other Foreign Countries	84	167	365	306	202	1,138	2,026	2,437	3,788	3,707
TOTAL FOREIGN COUNTRIES	75,048	47,130	28,211	42,018	38,915	2,48,792	1,52,090	1,03,240	1,63,234	2,36,800
Share of Bengal	9,243	11,561	8,875	13,966	16,326	32,979	39,340	34,846	61,019	1,40,228
„ Bombay	49,140	23,509	12,291	21,242	15,733	1,56,988	76,073	51,597	1,11,580	1,23,799
„ Sind	7,050	4,886	3,660	6,239	4,428	26,759	16,473	13,331	17,453	13,340
„ Madras	8,848	6,463	3,170	2,991	1,135	36,342	26,262	15,398	13,964	11,124
„ Burma	3,590	2,760	2,381	2,124	1,745	23,401	23,611	22,233	17,127	18,305
TOTAL	77,870	49,179	30,377	45,612	39,865	2,81,469	1,81,759	1,38,404	2,21,143	3,15,706
Potassium compounds—Bichromate (III C)—United Kingdom (including Channel Islands)	Cwts.	Cwts.	Cwts.	Cwts.	Cwts.					
United Kingdom (including Channel Islands)	1,735	3,430	2,045	1,746	1,667	52,303	1,11,057	67,586	60,000	49,818
Germany	2,297	2,962	1,486	1,458	1,110	68,813	1,00,790	52,356	50,063	33,679
Belgium	303	80	0,856	2,360
Japan	120	82	112	756	1,001	4,037	2,607	3,731	26,957	26,941
United States of America—Via Atlantic Coast	90	410	552	..	519	3,080	15,410	20,015	..	16,673
Other Foreign Countries	37	20	..	12	30	1,171	615	20	482	646
TOTAL FOREIGN COUNTRIES	2,544	3,474	2,150	2,529	2,740	77,081	1,28,422	76,122	87,358	70,504
Share of Bengal	1,723	2,226	1,816	2,199	1,905	51,478	73,251	58,373	75,750	57,175
„ Bombay	1,490	2,775	1,404	992	1,207	44,845	98,980	48,045	34,968	36,343
„ Sind	128	104	176	111	126	3,083	2,977	6,081	3,566	4,047
„ Madras	690	1,665	646	784	943	21,567	59,950	25,722	27,065	25,605
„ Burma	248	134	153	139	226	7,511	4,312	5,487	6,988	7,252
TOTAL	4,279	6,904	4,195	4,276	4,407	1,20,384	2,39,479	1,43,708	1,47,367	1,29,322
Chlorate (III. C)—United Kingdom (including Channel Islands)	Cwts.	Cwts.	Cwts.	Cwts.	Cwts.					
United Kingdom (including Channel Islands)	865	1	4	579	785	7,010	54	261	16,095	16,222
Finland	8,903	5,388	8,978	..	3,000	1,61,209	1,24,718	2,46,189	..	62,457
Sweden	6,455	12,455	8,148	24,243	10,130	1,17,516	2,88,890	2,15,928	6,20,657	2,37,171
Norway	384	7,270
Germany	19,189	12,502	16,276	7,710	8,606	3,40,736	2,69,543	4,10,775	1,94,100	1,95,900
Belgium	424	1,142	640	217	574	8,230	24,804	14,943	5,202	11,487
France	1,150	3,120	9,623	6,503	3,097	21,486	69,942	2,22,430	1,47,443	67,471
Switzerland	500	..	318	108	1,853	9,307	..	8,303	5,300	39,211
Japan	100	250	310	8,418	6,457	2,289	4,747	7,465	2,02,296	1,41,433
Other Foreign Countries	1	199	200	..	160	82	3,653	4,550	..	3,651
TOTAL FOREIGN COUNTRIES	36,722	35,056	43,482	46,349	34,287	6,80,806	7,86,297	11,29,533	11,80,999	7,66,069
Share of Bengal	10,058	10,130	16,227	19,131	11,186	1,76,794	2,35,552	4,43,117	5,16,143	2,51,677
„ Bombay	15,081	11,531	12,065	12,098	11,516	2,76,292	2,62,132	3,13,266	2,37,303	2,51,491
„ Sind	740	962	1,153	1,333	864	13,652	21,060	29,073	32,643	20,230
„ Madras	4,356	6,152	7,502	6,672	6,333	30,628	1,32,906	1,77,668	1,62,308	1,35,716
„ Burma	6,320	6,132	6,531	7,644	6,103	1,20,440	1,34,701	1,66,670	1,97,992	1,20,023
TOTAL	37,037	35,057	43,486	46,928	35,052	6,67,816	7,86,351	11,29,794	11,07,004	7,82,291

No. 10—continued

ARTICLES, AND COUNTRIES OF CONSIGNMENT; ALSO SHARE OF EACH PROVINCE	QUANTITY					VALUE				
	1930-31	1931-32	1932-33	1933-34	1934-35	1930-31	1931-32	1932-33	1933-34	1934-35
Chemicals and chemical preparations (excluding chemical manures and medicines)—continued										
Potassium Compounds—continued										
Cyanide of Potassium (III. C)—										
United Kingdom (including Channel Islands)	45	87	177	306	223	5,033	10,253	20,095	34,001	23,883
Germany	16	34	35	44	37	2,108	3,492	5,032	6,413	5,208
Other Foreign Countries	2	30	7	85	..	244	2,102	1,002
TOTAL FOREIGN COUNTRIES	16	34	37	74	44	2,233	3,492	5,279	8,515	6,210
Share of Bengal	2	11	33	91	50	224	1,182	3,520	7,903	5,965
" Bombay	16	71	123	191	137	1,864	7,465	14,929	21,929	14,753
" Sind	20	16	26	48	34	2,762	1,976	2,898	6,752	4,387
" Madras	17	21	26	45	33	2,610	2,535	3,724	4,987	3,995
" Burma	6	2	6	6	7	716	287	894	945	1,093
TOTAL	61	121	214	380	267	8,160	13,745	25,974	42,516	30,093
Other sorts (III. C)—										
United Kingdom (including Channel Islands)	602	558	480	636	797	1,41,222	1,24,247	1,03,008	1,14,481	93,554
Other British Possessions	6	8	17	272
TOTAL BRITISH EMPIRE	602	558	480	636	793	1,41,230	1,24,247	1,03,008	1,14,498	93,826
Germany	9,086	4,120	4,536	4,143	5,284	2,01,284	1,11,567	1,39,021	1,17,145	1,70,716
Netherlands	402	29	331	573	407	21,922	11,121	13,830	19,418	23,554
Belgium	275	50	156	235	103	8,334	1,938	18,449	9,917	3,061
France	54	79	171	51	556	4,106	9,867	12,133	5,988	26,322
Italy (including Fiume)	145	28	55	101	74	9,599	1,022	2,602	4,021	3,222
Czechoslovakia	270	40	111	8,635	1,900	5,187
Japan	78	82	140	148	343	75,391	83,390	97,240	48,080	28,993
Other Foreign Countries	8	1	50	1,157	1,167	1	78	4,841
TOTAL FOREIGN COUNTRIES	10,808	4,398	5,395	5,291	7,018	3,30,428	2,20,717	2,83,325	2,04,808	2,69,896
Share of Bengal	6,779	2,933	3,857	3,274	4,169	2,19,045	1,56,744	1,43,540	1,04,311	1,58,122
" Bombay	1,906	1,258	1,325	1,100	2,150	81,358	78,768	1,38,067	1,03,321	1,12,609
" Sind	788	368	368	612	671	49,222	23,780	35,766	29,903	37,513
" Madras	1,842	210	212	456	251	93,951	72,322	54,283	57,837	26,053
" Burma	655	189	113	485	570	27,572	13,350	14,138	23,917	29,425
TOTAL	10,070	4,956	5,875	5,927	7,311	4,71,658	3,44,904	3,86,334	3,10,289	3,08,722
Total potassium compounds										
United Kingdom (including Channel Islands)	2,807	4,076	2,706	3,267	3,462	2,00,408	2,45,611	1,91,550	2,24,569	1,93,477
Other British Possessions	6	8	17	272
TOTAL BRITISH EMPIRE	2,807	4,076	2,706	3,267	3,468	2,00,476	2,45,611	1,91,550	2,24,586	1,93,749

GENERAL IMPORTS

(76)

No. 10—continued

ARTICLES, AND COUNTRIES OF CONSIGNMENT; ALSO SHARE OF EACH PROVINCE	QUANTITY					VALUE				
	1930-31	1931-32	1932-33	1933-34	1934-35	1930-31	1931-32	1932-33	1933-34	1934-35
Chemicals and chemical preparations (excluding chemical manures and medicines)—continued										
Potassium Compounds—concluded										
Total Potassium compounds—continued	<i>Cwts.</i>	<i>Cwts.</i>	<i>Cwts.</i>	<i>Cwts.</i>	<i>Cwts.</i>	<i>R</i>	<i>R</i>	<i>R</i>	<i>R</i>	<i>R</i>
Finland	8,903	5,328	8,978	..	3,000	1,61,209	1,24,718	2,45,139	..	62,457
Sweden	6,467	12,465	8,143	24,255	10,206	1,17,875	2,88,800	2,15,928	6,27,189	2,42,537
Norway	384	7,279
Germany	30,588	19,627	22,322	13,855	15,037	6,18,081	4,94,892	6,07,187	3,67,721	4,14,512
Netherlands	387	29	538	801	513	19,864	11,121	18,694	21,072	24,717
Belgium	740	1,192	796	756	758	19,501	26,787	33,892	22,828	16,993
France	1,304	3,199	3,794	5,614	3,658	25,592	79,809	2,34,563	1,53,431	93,918
Switzerland	500	20	318	198	1,853	9,307	1,704	6,408	5,372	39,211
Italy (including Trieste)	145	28	55	101	74	6,599	1,622	2,602	4,621	3,222
Czechoslovakia	270	99	..	40	111	8,635	1,780	..	1,968	5,187
Japan	293	414	568	9,323	7,801	81,717	90,744	1,08,436	2,78,029	1,92,387
United States of America— Via Atlantic Coast	93	411	552	..	519	4,217	15,486	20,015	..	15,678
" Pacific "	100	1,875
Other Foreign Countries	160	1	1	3,601
TOTAL FOREIGN COUNTRIES	49,590	42,962	51,064	54,243	44,009	10,70,547	11,38,928	14,94,260	14,81,680	11,21,670
Share of Bengal	17,562	15,300	21,933	24,745	17,316	4,47,541	4,66,729	6,48,569	7,04,137	4,72,939
" Bombay	18,495	15,785	14,917	14,381	15,010	4,04,859	4,47,345	5,14,847	4,47,520	4,14,006
" Sind	1,676	1,443	1,728	2,104	1,695	69,619	49,793	73,818	73,083	66,287
" Madras	6,933	3,048	3,386	7,937	7,610	1,93,756	2,08,022	2,61,397	2,52,697	1,94,363
" Burma	7,729	6,457	6,806	3,323	5,906	1,56,248	1,52,650	1,87,189	2,28,849	1,57,798
TOTAL	52,397	47,038	53,770	57,510	47,537	12,77,028	13,84,589	16,85,810	17,06,280	13,05,428
Soda Compounds—										
Sodium bicarbonate (III. C)—										
United Kingdom (including	<i>Cwts.</i>	<i>Cwts.</i>	<i>Cwts.</i>	<i>Cwts.</i>	<i>Cwts.</i>					
Channel Islands)	78,728	91,146	89,505	92,062	86,798	6,15,918	7,21,222	6,86,119	6,92,120	6,11,536
Other British Possessions	2	..	99	1	76	15	..	578	7	419
TOTAL BRITISH EMPIRE	78,730	91,146	89,604	92,063	86,874	6,15,933	7,21,222	6,86,697	6,92,127	6,11,955
U. S. S. R.—										
Northern	1,676	2,823	629	401	..	12,633	23,106	5,648	2,811	..
Southern	99	3,002	4,574	1,954	394	581	26,219	40,473	14,191	2,160
Pacific Ports (in Asia)	301	2,412
Germany	2,941	706	69	38	349	26,280	5,918	1,920	1,130	5,147
Japan	3,717	20,325	18,988	26,043	1,29,306	1,13,334
Egypt	900	227	394	5,937	1,365	2,251
United States of America— Via Atlantic Coast	5,601	3,417	1,824	3,401	3,703	42,235	22,511	24,468	24,669	24,468
Other Foreign Countries	2	519	146	108	81	17	6,477	1,885	1,001	876
TOTAL FOREIGN COUNTRIES	10,620	10,497	11,869	26,354	23,337	84,156	81,221	1,05,874	1,74,479	1,48,342
Share of Bengal	33,431	32,580	32,438	36,309	32,816	2,62,339	2,27,553	2,60,071	2,59,631	2,35,911
" Bombay	23,234	29,275	26,287	22,351	22,728	1,96,865	9,39,965	2,04,299	2,10,336	1,83,060
" Sind	10,293	16,599	16,356	18,416	17,772	79,368	1,12,797	1,12,161	1,36,566	1,21,909
" Madras	8,496	12,041	12,062	20,511	18,000	61,536	98,187	1,02,300	1,42,435	96,683
" Burma	12,865	14,187	12,582	14,898	13,030	1,19,078	1,22,711	1,23,835	1,27,788	1,17,633
TOTAL	89,350	101,613	101,463	118,417	1,10,705	7,00,086	8,02,453	7,92,566	8,66,605	7,60,196
Sodium bichromate (III. C)—										
United Kingdom (including	<i>Cwts.</i>	<i>Cwts.</i>	<i>Cwts.</i>	<i>Cwts.</i>	<i>Cwts.</i>					
Channel Islands)	7,681	5,730	5,238	10,984	11,080	1,75,059	1,36,800	1,62,719	2,24,869	2,76,087
Other British Possessions	10
TOTAL BRITISH EMPIRE	7,681	5,730	5,238	10,984	11,080	1,75,059	1,36,800	1,62,719	2,24,869	2,76,097
U. S. S. R.—										
Southern	571	9,808
Germany	2,712	4,137	1,975	803	1,792	64,604	1,17,977	63,206	23,930	43,812
Netherlands	601	1,638	15,025	40,418
Belgium	928	143	91	885	372	22,776	3,710	1,651	19,002	9,476
Japan	76	..	18	89	1,649	1,033	..	460	578	33,085
China (exclusive of Hongkong and Macao)	515	9,238
United States of America— Via Atlantic Coast	340	410	3,193	246	1,072	9,000	12,893	31,268	7,472	30,456
Other Foreign Countries	39	1,174
TOTAL FOREIGN COUNTRIES	4,116	5,296	6,324	1,073	5,971	98,813	1,48,615	1,91,297	51,822	1,36,375

No. 10—continued

ARTICLES, AND COUNTRIES OF CONSIGNMENT; ALSO SHARE OF EACH PROVINCE	QUANTITY					VALUE				
	1930-31	1931-32	1932-33	1933-34	1934-35	1930-31	1931-32	1932-33	1933-34	1934-35
Chemicals and chemical prepara- tions (excluding chemical manures and medicines)— continued						R	R	R	R	R
Soda Compounds—continued										
Sodium dichromate (III. C)— continued	Cwts.	Cwts.	Cwts.	Cwts.	Cwts.					
Share of Bengal	1,839	1,698	1,809	3,509	4,430	86,361	28,630	64,614	1,03,456	1,18,499
„ Bombay	2,313	2,834	1,583	737	2,315	67,681	88,721	60,603	21,834	61,771
„ Sind	60	..	20	60	40	1,640	..	626	1,601	1,086
„ Madras	6,978	4,712	8,667	8,956	9,746	1,40,225	1,87,377	2,23,912	1,96,322	2,30,658
„ Burma	1,614	1,789	893	695	1	87,465	44,687	15,471	13,639	68
TOTAL	11,797	11,026	12,072	12,957	17,031	2,78,372	2,88,316	3,43,986	3,36,751	4,11,972
Borax (III. C)—										
United Kingdom (including Channel Islands)	4,929	10,488	17,073	9,455	12,716	68,071	1,22,366	1,74,869	1,08,269	1,37,197
Other British Possessions	?	2
TOTAL BRITISH EMPIRE	4,929	10,488	17,073	9,455	12,716	68,071	1,22,378	1,74,869	1,08,269	1,37,199
Germany	1,210	991	188	59	58	17,623	14,041	1,922	1,017	823
Netherlands	868	645	590	41	50	8,562	6,132	6,189	944	758
Belgium	1,400	12,475
France	800	7,087	2	..
Italy (including Fiume)	4,128	4,872	4,174	919	1,100	44,217	53,484	46,126	10,460	12,056
Austria	100	30	1,022	341
Japan	2	5	..	4,858	12,804	48	84	..	40,737	1,17,474
United States of America—										
Via Atlantic Coast	1,820	1,560	3,655	428	681	18,779	19,326	35,833	14,082	6,777
„ Pacific „	100	2,450	4,350	605	1,040	1,180	28,992	41,986	4,069	9,662
TOTAL FOREIGN COUNTRIES	8,221	10,553	16,157	6,295	15,739	91,481	1,17,300	1,50,824	62,201	1,47,450
Share of Bengal	5,980	2,487	12,898	8,933	18,023	67,865	1,09,290	1,75,370	68,084	1,40,242
„ Bombay	3,955	6,309	7,086	3,499	5,035	44,748	69,628	70,831	46,267	75,501
„ Sind	705	1,931	4,340	1,717	2,444	9,809	21,451	41,164	17,299	14,823
„ Madras	1,988	2,601	2,372	2,077	2,388	39,347	35,526	29,542	30,772	38,494
„ Burma	528	713	564	881	460	7,113	10,778	3,076	7,467	6,589
TOTAL	13,150	21,041	32,880	15,750	28,455	1,59,502	2,39,673	3,25,453	1,70,470	2,84,610
Caustic soda (III. C)—										
United Kingdom (including Channel Islands)	182,151	212,104	230,324	250,208	293,924	21,10,008	25,55,348	27,09,417	30,04,386	32,72,578
Other British Possessions	4	..	27	89	279	65	3	363	1,202	3,365
TOTAL BRITISH EMPIRE	182,155	212,104	230,351	250,297	294,203	21,10,073	25,55,351	27,09,800	30,05,588	32,75,943
U. S. S. R.—										
Northern	1,591	4,677	5,899	16,961	51,293	69,649
Southern	776	10,174	1,704	9,220	1,32,655	16,617	..
Pacific ports (in Asia)	149	1,790
Germany	21,498	23,846	623	140	3,586	2,82,499	3,25,171	9,805	2,659	44,049
Netherlands	861	92	..	1	..	7,075	1,182	..	117	..
Belgium	360	1,654	4,852	18,147
France	1,116	161	1,126	946	..	10,913	1,000	10,300	10,475
Japan	4,330	16,042	31,966	49,666	1,99,574	3,56,626
Egypt	295	376	1,757	184	..	3,549	3,608	18,787	1,026	..
United States of America—										
Via Atlantic Coast	25,466	16,786	31,804	28,810	46,880	3,00,682	1,95,041	4,01,092	3,30,462	5,12,629
Other Foreign Countries	80	1	20	..	55	364	11	303	..	580
TOTAL FOREIGN COUNTRIES	49,746	49,324	54,178	48,016	68,430	6,18,622	6,14,586	6,62,257	5,51,895	6,25,259
Share of Bengal	78,173	86,937	78,446	108,342	129,806	8,87,440	10,28,916	8,78,931	12,32,307	14,51,003
„ Bombay	53,874	58,186	68,401	67,872	91,151	7,38,924	8,13,145	9,35,095	7,51,730	10,94,231
„ Sind	48,919	47,515	60,308	62,211	69,451	5,08,602	5,33,081	6,90,691	6,91,804	7,39,316
„ Madras	36,576	50,692	58,462	60,362	64,515	4,06,744	5,71,956	6,50,406	6,60,324	6,50,724
„ Burma	17,359	18,242	20,412	19,036	22,710	1,99,879	2,22,139	2,35,974	2,19,788	2,63,429
TOTAL	231,901	261,428	284,620	308,518	377,633	27,20,695	31,60,937	33,92,057	35,56,963	42,01,202

GENERAL IMPORTS

(78)

No. 10—continued

ARTICLES, AND COUNTRIES OF CONSIGNMENT; ALSO SHARE OF EACH PROVINCE	QUANTITY					VALUE				
	1980-81	1981-82	1982-83	1983-84	1984-85	1980-81	1981-82	1982-83	1983-84	1984-85
	Cwts.	Cwts.	Cwts.	Cwts.	Cwts.	R	R	R	R	R
Chemicals and chemical preparations (excluding chemical manures and medicines)—continued										
Soda Compounds—continued										
Sodium cyanide (III. C)—United Kingdom (including Channel Islands)	6,108	6,040	5,800	5,200	5,626	8,16,332	8,14,281	8,07,038	2,71,510	2,86,987
Germany	1,000	900	400	..	20	44,206	41,080	16,176	76	1,102
Czechoslovakia	200	7,984
United States of America—										
Via Atlantic Coast	8	281
TOTAL FOREIGN COUNTRIES	1,006	900	600	..	20	44,487	41,080	24,160	76	1,102
Share of Bengal	1	87
.. Bombay	46	200	120	20	20	3,036	13,541	11,276	1,471	1,102
.. Madras	6,061	5,840	5,740	5,240	5,626	3,12,464	3,00,740	2,95,763	2,70,124	2,86,900
.. Burma	1,002	900	600	44,329	41,086	24,156
TOTAL	7,100	6,940	6,460	5,260	5,646	8,50,819	8,55,367	8,31,198	2,71,505	2,88,089
Sodium sulphate (III. C)—United Kingdom (including Channel Islands) Straits Settlements	1,750	2,642	4,282	14,524	19,248	19,481
TOTAL BRITISH EMPIRE	1,750	2,647	4,298	14,524	19,280	19,662
Germany	5,375	4,151	6,461	28,786	18,636	28,755
Other Foreign Countries	875	448	1,719	2,122	..
TOTAL FOREIGN COUNTRIES	5,750	4,594	6,461	30,504	20,768	28,755
Share of Bengal	3,654	2,796	6,905	16,221	11,658	27,732
.. Bombay	1,990	1,484	3,647	13,514	8,433	17,996
.. Sind	62	34	85	1,181	809	1,684
.. Madras	1,741	1,066	62	18,653	7,148	662
.. Burma	53	1,861	60	459	11,736	643
TOTAL	7,500	7,241	10,759	46,028	40,038	48,407
Soda sulphide (III. C)—United Kingdom (including Channel Islands)	4,380	21,434	22,290	13,886	80,794	86,484	1,57,618	1,58,399	80,117	2,05,230
Other British Possessions	2	48	96	866
TOTAL BRITISH EMPIRE	4,382	21,434	22,290	13,886	80,842	86,579	1,57,618	1,58,399	80,117	2,05,696
U. S. S. R.—										
Northern	4,845	5,805	2,268	29,182	35,352	11,199	..
Southern	876	..	991	1,898	..	5,125	..
Germany	16,683	8,841	1,036	3,085	1,995	1,36,626	65,187	13,980	24,708	18,409
Belgium	2,325	2,889	2,157	455	250	18,395	21,200	15,025	2,437	1,680
Japan	8,571	4,871	12,338	17,795	4,785	65,116	33,996	64,799	79,350	27,866
Other Foreign Countries	..	140	544	..	679	..	1,134	3,602	..	4,787
TOTAL FOREIGN COUNTRIES	27,579	21,262	22,280	25,489	7,709	2,20,137	1,52,592	1,32,818	1,22,819	47,242
Share of Bengal	2,255	4,502	5,686	5,934	6,726	17,418	34,096	36,764	29,763	38,927
.. Bombay	24,036	31,581	31,479	27,967	33,141	1,91,002	2,23,488	1,97,177	1,37,457	1,49,589
.. Sind	139	160	172	51	208	1,097	1,248	1,331	385	1,603
.. Madras	4,408	5,655	6,952	4,575	5,819	36,497	44,055	53,259	32,388	40,687
.. Burma	1,123	788	281	347	2,657	10,703	7,318	2,606	2,943	22,032
TOTAL	31,961	42,696	44,570	38,874	38,551	2,56,716	3,10,205	2,91,217	2,02,936	2,62,838
Sodium Carbonate (III. C)—United Kingdom (including Channel Islands)	920,695	847,522	858,800	898,474	971,100	56,41,925	50,91,118	49,40,974	51,19,869	53,97,330
Aden and Dependencies	3,484	3,007	3,288	2,814	2,450	12,508	9,847	31,406	8,340	6,397
Kenya Colony	101,009	87,097	79,000	88,002	67,000	6,06,992	3,88,088	4,40,701	4,61,874	3,71,990
Other British Possessions	1	..	4	122	197	18	16	40	708	1,177
TOTAL BRITISH EMPIRE	1,025,189	917,626	941,092	979,412	1,040,837	62,61,438	54,84,021	54,13,121	56,90,786	57,70,804
U. S. S. R.—										
Northern	5,048	19,829	9,818	1,575	..	36,658	1,35,800	71,742	5,789	..
Southern	6,247	57,584	89,222	38,823	18,076	43,446	4,13,275	6,55,748	1,86,845	64,207
Germany	9,351	13,460	22	101	99	65,071	92,695	517	985	2,087
Netherlands	815	349	..	1	..	12,230	2,344	..	40	..
Belgium	1,553	129	5	10,087	783	48
Italy (including Fiume)	1,420	5,009	8,042	27,824
Japan	200	..	50,873	50,478	145,120	1,500	..	2,71,084	2,68,638	7,05,163
Egypt	1,835	6,074	9,154	730	..	11,434	32,857	45,049	3,756
United States of America—										
Via Atlantic Coast	1,888	718	434	51,622	21,238	14,591	5,137	3,287	3,02,678	1,22,567
.. Pacific	808	2,315	15,091	6,189	16,890	89,672
Other Foreign Countries	75	771	30	1	62	645	5,383	161	17	377
TOTAL FOREIGN COUNTRIES	29,975	97,885	161,482	151,250	195,411	1,90,417	6,91,843	10,02,768	8,04,831	9,87,829

* Separately recorded from 1982-83.

No. 10—continued

ARTICLES AND COUNTRIES OF CONSIGNMENT; ALSO SHARE OF EACH PROVINCE	QUANTITY					VALUE				
	1930-31	1931-32	1932-33	1933-34	1934-35	1930-31	1931-32	1932-33	1933-34	1934-35
Obchemicals and chemical preparations (excluding chemical manures and medicines)—continued						R	R	R	R	R
Soda Compounds—continued										
Sodium carbonate (III. C)—continued	Cwts.	Cwts.	Cwts.	Cwts.	Cwts.					
Share of Bengal	559,392	491,917	618,401	625,226	682,308	33,81,329	35,84,192	37,21,855	36,48,937	39,43,368
" Bombay	145,643	124,690	150,715	135,009	160,741	10,07,877	8,57,770	9,21,440	7,38,046	8,30,636
" Sind	181,213	205,412	210,606	230,983	259,240	11,00,381	11,93,512	11,83,716	12,79,631	13,75,790
" Madras	98,964	71,082	98,828	113,376	107,762	5,58,056	3,92,696	5,16,314	5,76,954	4,37,332
" Burma	66,947	22,410	24,226	25,563	26,199	4,28,612	1,47,694	1,52,559	1,56,049	1,57,519
TOTAL	1,052,164	1,015,511	1,102,674	1,180,662	1,236,248	64,51,865	61,76,864	64,75,884	68,96,617	67,04,093
Sodium silicate (III. C)—										
United Kingdom (including Channel Islands)	Cwts.	Cwts.	Cwts.	Cwts.	Cwts.					
Other British Possessions	35,108	23,950	23,792	23,473	35,884	2,74,000	1,91,595	1,84,191	1,70,148	2,40,290
TOTAL BRITISH EMPIRE	35,108	23,950	23,792	23,506	36,034	2,74,000	1,91,613	1,84,191	1,70,417	2,49,084
Germany	739	2,262	2,310	1,755	2,032	5,078	19,007	17,766	17,094	16,654
Netherlands	4,115	1,142	31,116	8,617
Belgium	1,800	267	1,087	3,240	247	14,604	2,244	7,403	16,668	1,879
France	2,125	1,513	16,405	12,880
Japan	401	3,231	2,729	3,080	26,580	20,038
Other Foreign Countries	2	119	1	14	3,317	25
TOTAL FOREIGN COUNTRIES	8,779	6,184	3,800	8,345	5,009	68,193	42,748	28,262	65,645	37,596
Share of Bengal	13,227	5,317	1,088	7,886	10,332	1,43,628	42,663	3,335	59,316	67,661
" Bombay	3,421	5,678	5,202	5,964	9,870	63,363	87,371	43,006	46,671	63,123
" Sind	2,097	2,627	2,010	1,744	2,058	16,625	20,348	13,693	10,991	11,676
" Madras	3,999	7,635	12,076	9,883	3,486	66,177	57,025	87,376	70,144	58,320
" Burma	6,083	6,386	7,216	6,375	9,997	52,405	56,964	59,544	55,551	79,895
TOTAL	43,887	29,143	27,592	31,851	41,043	8,42,703	2,84,361	2,12,458	2,42,032	2,80,680
Other sorts (III. C)—										
United Kingdom (including Channel Islands)	Cwts.	Cwts.	Cwts.	Cwts.	Cwts.					
Other British Possessions	5,336	8,587	9,180	19,173	13,484	1,60,062	2,44,130	2,30,568	4,84,293	5,46,384
TOTAL BRITISH EMPIRE	5,350	8,604	9,632	19,214	18,519	1,60,161	2,44,598	2,30,510	4,84,671	5,47,086
U. S. S. E.—										
Pacific ports (in Asia)	795	5,565
Germany	12,098	13,508	9,752	6,016	20,822	1,30,638	1,42,671	95,077	1,45,519	6,02,080
Netherlands	3,878	887	1,404	171	58	75,796	45,941	69,405	6,394	1,807
Belgium	1,278	1,023	1,163	607	437	12,521	31,511	35,928	14,271	16,539
France	1,920	1,085	1,749	700	270	17,839	13,441	55,521	23,750	12,990
Czechoslovakia	80	10	39	119	..	985	517	2,276	6,110
Italy (including Fiume)	15	93	180	91	..	950	5,008	6,738	1,783	80
Switzerland	2	10	..	215	..	36	553	..	9,041
Japan	1,094	259	611	9,099	2,853	10,405
United States of America—										
Vid Atlantic Coast	300	69	95	229	133	13,869	6,053	10,470	7,493	3,211
Other Foreign Countries	80	..	18	585	..	1,195	..	1,916	9,402
TOTAL FOREIGN COUNTRIES	20,279	16,842	9,407	8,180	23,250	2,57,178	2,43,846	2,38,199	2,07,653	6,71,725
Share of Bengal	6,162	4,612	3,426	5,082	3,458	57,093	48,142	30,674	1,59,956	2,53,571
" Bombay	3,736	10,113	6,607	13,277	19,438	1,11,387	1,60,114	2,04,735	2,49,970	5,75,359
" Sind	741	693	1,418	1,111	1,198	20,553	17,090	24,505	26,146	34,792
" Madras	4,244	5,134	4,316	6,234	11,224	1,08,595	1,02,242	1,64,087	2,10,920	3,19,328
" Burma	6,246	4,839	3,242	1,640	1,451	1,19,611	1,02,356	92,708	45,232	31,361
TOTAL	26,129	25,446	19,039	27,344	41,769	4,17,339	4,90,444	5,76,709	6,92,224	12,19,411

GENERAL IMPORTS

No. 10—continued

ARTICLES AND COUNTRIES OF CONSIGNMENT; ALSO SHARE OF EACH PROVINCE	QUANTITY					VALUE				
	1930-31	1931-32	1932-33	1933-34	1934-35	1930-31	1931-32	1932-33	1933-34	1934-35
Chemicals and chemical preparations (excluding chemical manures and medicines)—continued										
Soda compounds—concluded										
Total Soda compounds—										
	Cwts.	Cwts.	Cwts.	Cwts.	Cwts.	R	R	R	R	R
United Kingdom (including Channel Islands)	1,245,611	1,227,010	1,259,412	1,330,116	1,470,553	98,98,354	95,34,478	96,18,803	1,02,40,838	1,00,93,099
Aden and Dependencies	3,488	3,007	8,387	2,814	2,459	12,527	9,847	31,978	8,340	6,421
Hongkong	1	..	647	9	..	5,840
Kenya Colony	101,009	67,097	79,000	83,002	67,000	6,06,992	3,88,038	4,40,701	4,61,874	3,71,990
Other British Possessions	19	17	82	291	345	268	514	739	2,591	3,703
TOTAL BRITISH EMPIRE	1,350,127	1,297,131	1,346,882	1,416,233	1,641,004	1,05,18,141	99,27,872	1,00,92,280	1,07,13,043	1,13,81,068
U. S. S. R.—										
Northern	9,215	31,174	21,146	4,239	411	66,252	2,39,441	1,82,291	19,799	4,813
Southern	6,346	61,718	1,04,285	42,972	14,172	44,027	4,50,807	8,30,267	2,22,578	77,549
Pacific ports (in Asia)	1,245	9,767
Germany	68,227	68,646	16,650	17,057	37,213	7,73,525	8,23,753	2,49,243	2,35,700	7,57,818
Netherlands	10,032	3,931	3,632	215	188	1,35,079	80,972	1,16,034	6,828	3,287
Belgium	8,299	5,917	5,936	5,238	1,336	83,235	77,508	73,248	58,179	30,395
France	4,122	4,150	3,915	1,323	1,216	34,906	40,720	66,368	34,052	23,465
Switzerland	..	2	14	20	215	..	39	646	207	9,041
Italy (including Fiume)	4,141	6,762	9,416	1,010	1,106	46,167	68,998	79,911	12,243	12,136
Czechoslovakia	..	80	210	39	119	..	985	8,501	2,275	6,110
China (exclusive of Hongkong and Macao)	..	60	516	..	984	9,238
Japan	8,849	4,806	72,741	112,890	218,630	68,507	34,241	4,24,218	7,34,512	13,83,551
Egypt	296	2,261	8,731	9,565	1,724	3,549	15,392	57,581	48,050	10,127
United States of America—										
Via Atlantic Coast	35,421	22,985	40,917	84,850	73,708	3,99,387	2,59,876	5,59,447	6,80,169	7,00,133
" Pacific "	998	4,765	4,350	500	16,131	7,369	40,882	41,986	4,950	99,234
Other Foreign Countries	130	366	804	25	158	1,386	2,349	4,610	1,999	4,878
TOTAL FOREIGN COUNTRIES	157,321	217,718	291,747	230,446	366,887	16,72,340	21,30,747	26,94,340	20,61,609	31,31,075
Share of Bengal	705,562	733,050	761,546	802,018	897,708	48,23,699	50,93,782	52,33,335	55,71,806	62,92,999
" Bombay	270,253	269,816	293,440	275,171	346,286	24,05,038	25,23,743	26,52,434	22,11,660	30,57,423
" Sind	241,172	274,933	293,590	316,334	352,496	17,26,875	18,99,627	20,49,118	21,55,213	23,13,078
" Madras	175,708	166,368	212,334	233,370	233,386	17,17,631	17,89,744	21,35,902	21,92,531	21,69,578
" Burma	114,748	70,737	69,719	70,776	77,465	10,17,694	7,57,623	7,15,887	6,40,043	6,79,669
TOTAL	1,507,448	1,514,844	1,638,629	1,696,669	1,907,841	1,16,90,987	1,20,64,619	1,27,86,576	1,27,75,252	1,45,12,137
Sulphur (Brimstone) (H. O)—										
	Cwts.	Cwts.	Cwts.	Cwts.	Cwts.					
United Kingdom (including Channel Islands)	3,427	51,772	4,452	1,311	1,487	21,300	2,25,344	30,788	9,111	41,799
Other British Possessions	238	165	..	68	304	1,387	3,108	..	393	1,465
TOTAL BRITISH EMPIRE	3,665	51,937	4,452	1,379	1,791	22,687	2,28,452	30,788	9,444	43,264
Germany	51,243	21,412	37,637	32,074	9,844	2,54,398	1,11,601	1,88,644	1,31,022	49,792
Netherlands	800	20	2,589	200	200	4,511	223	15,386	817	3,888
Italy (including Fiume)	283,265	232,716	206,403	246,157	213,609	14,70,524	12,16,777	11,55,239	12,51,149	9,63,216
Austria	..	1,160	5,909
Java	81,419	41,828	48,061	4,06,165	1,00,451	1,94,860
Japan	1,732	1,527	31,212	97,123	118,890	24,483	29,276	1,46,889	3,73,951	4,12,991
United States of America—										
Via Atlantic Coast	9,245	2,832	594	25,029	0,472	54,723	17,262	4,403	1,12,025	50,041
" Pacific "	800	8,637
Other Foreign Countries	444	20	160	..	264	2,970	248	1,531	21	2,053
TOTAL FOREIGN COUNTRIES	349,729	259,736	300,014	442,311	402,631	18,11,604	18,81,296	19,20,147	20,53,439	16,80,803
Share of Bengal	236,469	205,518	245,590	283,181	280,534	12,13,311	10,21,433	13,91,861	13,26,916	11,69,457
" Bombay	35,892	49,647	51,111	49,419	57,459	2,31,310	3,14,988	2,84,135	2,29,986	2,61,235
" Sind	6,842	7,326	10,235	12,191	12,914	39,531	49,273	61,036	63,331	65,031
" Madras	11,656	7,752	9,556	16,690	20,062	69,366	48,226	67,129	1,11,439	99,323
" Burma	62,635	40,930	47,974	50,209	33,463	2,80,783	1,75,890	2,36,775	3,37,312	1,88,830
TOTAL	359,394	311,673	364,466	443,690	404,422	18,34,291	18,09,748	19,50,985	20,68,883	17,22,287

No. 10—continued

ARTICLES, AND COUNTRIES OF CONSIGNMENT; ALSO SHARE OF EACH PROVINCE	QUANTITY					VALUE				
	1930-31	1931-32	1932-33	1933-34	1934-35	1930-31	1931-32	1932-33	1933-34	1934-35
Chemicals and chemical pre- parations (excluding chemical manures and medicines)— continued										
Zinc compounds—										
Chloride (III. C)—										
United Kingdom (including Channel Islands) Hongkong	Cwts. 17,671	Cwts. 27,020	Cwts. 28,000	Cwts. 18,912	Cwts. 14,273	R 2,01,735	R 2,88,261	R 2,81,829	R 1,77,632	R 1,20,809
TOTAL BRITISH EMPIRE	17,671	27,020	28,000	18,912	14,273	2,00,735	2,88,261	2,81,829	1,77,632	1,20,961
Germany	8,636	6,243	1,957	9,068	13,306	41,500	78,826	25,177	84,402	1,12,367
Belgium	2,251	1,876	217	1,767	3,839	25,035	21,808	2,585	16,700	33,074
Other Foreign Countries	3	163	932	302	20	1,281	2,116	4,122	2,701	161
TOTAL FOREIGN COUNTRIES	6,893	8,284	2,506	11,137	17,225	68,506	97,245	31,884	1,03,983	1,46,562
Share of Bengal	2,714	3,403	1,944	3,326	4,027	34,744	41,981	23,028	42,589	36,889
" Bombay	19,983	31,006	27,958	25,614	26,022	2,22,136	3,32,251	2,31,550	2,30,798	2,19,589
" Sind	139	265	60	83	129	2,300	4,106	1,039	1,599	3,118
" Madras	604	430	549	433	639	8,231	5,736	6,357	4,956	6,781
" Burma	121	99	85	93	86	1,831	1,433	1,239	1,374	1,136
TOTAL	23,561	35,818	30,506	30,049	31,502	2,80,241	3,85,506	3,19,713	2,81,615	2,66,513
Others (III. C)—										
United Kingdom (including Channel Islands)	Cwts. 29	Cwts. 401	Cwts. 503	Cwts. 3,108	Cwts. 28,180	R 1,078	R 5,587	R 10,200	R 50,010	R 4,24,044
Germany	3,065	7,088	1,852	3,357	1,004	10,757	36,677	14,510	21,508	23,980
Belgium	21	3	3	107	471	393	97	94	2,900	7,451
Japan	8	..	281	310	4,165	300	..	2,681	4,826	57,882
Other Foreign Countries	10	..	39	39	24	957	1	1,093	1,508	519
TOTAL FOREIGN COUNTRIES	8,104	7,091	2,175	3,922	3,204	21,407	36,776	18,578	30,398	80,838
Share of Bengal	10	20	642	3,188	20,516	81	362	9,470	47,240	2,54,942
" Bombay	63	427	166	107	13,030	1,501	4,278	2,869	6,473	2,10,405
" Sind	39	95	157	38	423	1,503	3,151	5,100	1,834	11,356
" Madras	14	10	103	356	179	590	375	2,277	6,387	3,819
" Burma	3,007	7,000	1,610	3,281	260	18,395	34,196	9,152	18,583	4,360
TOTAL	3,133	7,552	2,678	7,030	34,444	22,570	42,802	28,808	80,447	5,14,782
Total Zinc compounds—										
United Kingdom (including Channel Islands) Other British Possessions	Cwts. 17,700	Cwts. 27,490	Cwts. 28,503	Cwts. 22,020	Cwts. 42,457	R 2,01,808	R 2,93,848	R 2,92,119	R 2,27,681	R 5,45,843
TOTAL BRITISH EMPIRE	17,700	27,490	28,503	22,020	42,457	2,01,808	2,93,848	2,92,119	2,27,681	5,45,905
Germany	6,701	13,331	3,809	12,425	14,970	61,347	1,10,503	39,687	1,05,910	1,36,343
Belgium	2,273	1,879	220	1,034	4,310	26,028	21,400	2,670	10,766	40,485
Japan	8	..	387	312	4,185	300	..	3,803	4,425	58,043
Other Foreign Countries	13	165	265	388	24	2,238	2,117	4,291	4,290	519
TOTAL FOREIGN COUNTRIES	8,964	15,375	4,681	15,059	23,489	90,003	1,34,020	50,462	1,34,391	2,35,390
Share of Bengal	2,724	3,423	2,586	7,014	24,573	34,825	42,343	32,498	90,129	3,21,331
" Bombay	20,046	31,493	28,124	25,781	39,658	2,23,636	3,36,529	2,34,419	2,37,201	4,29,904
" Sind	178	300	217	121	552	3,803	7,356	6,139	3,433	13,476
" Madras	618	490	652	739	818	8,821	6,111	9,134	11,342	10,600
" Burma	3,128	7,099	1,696	3,374	345	20,726	35,629	10,391	19,967	5,396
TOTAL	26,694	42,865	33,274	37,070	65,046	2,91,811	4,27,868	3,42,581	3,02,002	7,81,296
Other sorts of chemicals (III. C)—										
United Kingdom (including Channel Islands)	—	—	—	—	—	17,60,191	14,31,513	14,76,031	15,40,666	17,39,576
Ceylon (excluding Maldive Is.)	—	—	—	—	—	22,020	18,292	18,370	17,040	22,842
Straits Settlements	—	—	—	—	—	8,189	2,960	10,818	8,545	7,785
Hongkong	—	—	—	—	—	20,581	24,115	20,338	20,267	24,874
Canada— Via Atlantic Coast	—	—	—	—	—	11,624	17,924	39,679
Commonwealth of Australia	—	—	—	—	—	25,936	7,187	6,667	4,649	10,814
Other British Possessions	—	—	—	—	—	710	548	198	1,081	2,584
TOTAL BRITISH EMPIRE	—	—	—	—	—	18,28,177	16,34,530	15,41,046	16,10,101	18,47,804

GENERAL IMPORTS

No. 10—continued

ARTICLES, AND COUNTRIES OF CONSIGNMENT; ALSO SHARE OF EACH PROVINCE	QUANTITY					VALUE				
	1930-31	1931-32	1932-33	1933-34	1934-35	1930-31	1931-32	1932-33	1933-34	1934-35
Chemicals and chemical preparations (excluding chemical manures and medicines)—continued						R	R	R	R	R
<i>Other sorts of Chemicals (III. C)—continued</i>										
Finland	—	—	—	—	—	63,477	27,452
Sweden	—	—	—	—	—	94,402	84,167	38,477	55,514	23,630
Norway	—	—	—	—	—	9,316	746	2,903
Germany	—	—	—	—	—	15,53,105	15,54,203	17,70,491	17,12,418	15,60,588
Netherlands	—	—	—	—	—	3,38,731	3,95,235	3,25,555	1,74,503	2,62,845
Belgium	—	—	—	—	—	46,431	28,658	76,957	91,646	62,223
France	—	—	—	—	—	1,10,630	1,54,470	2,36,474	1,43,043	2,24,397
Switzerland	—	—	—	—	—	61,610	58,337	56,556	77,398	1,50,768
Italy (including Fiume)	—	—	—	—	—	61,405	29,642	41,474	26,085	30,275
Austria	—	—	—	—	—	2,324	553	9,538	4,623	2,326
Czechoslovakia	—	—	—	—	—	7,602	1,097	16,273	4,405	1,916
China (exclusive of Hongkong and Macáo)	—	—	—	—	—	9,491	21,102	17,807	22,471	26,555
Japan	—	—	—	—	—	1,01,736	2,43,423	2,96,397	3,64,601	3,44,035
United States of America— Via Atlantic Coast	—	—	—	—	—	4,72,376	5,51,149	5,20,922	4,78,435	4,03,067
" Pacific "	—	—	—	—	—	11,719	468	1,067	2,321	7,419
Argentine Republic (including the Atlantic Coast of Patagonia)	—	—	—	—	—	7,032
Other Foreign Countries	—	—	—	—	—	7,927	3,516	4,589	7,849	15,037
TOTAL FOREIGN COUNTRIES	—	—	—	—	—	30,48,372	31,53,477	34,19,259	31,66,063	31,23,071
<i>Share of Bengal</i>	—	—	—	—	—	<i>14,99,371</i>	<i>13,30,516</i>	<i>15,08,645</i>	<i>13,76,372</i>	<i>14,42,929</i>
" Bombay	—	—	—	—	—	<i>21,64,673</i>	<i>29,16,316</i>	<i>23,22,734</i>	<i>21,96,674</i>	<i>22,13,351</i>
" Sind	—	—	—	—	—	<i>3,35,569</i>	<i>3,09,401</i>	<i>3,23,739</i>	<i>3,19,427</i>	<i>3,18,632</i>
" Madras	—	—	—	—	—	<i>5,21,199</i>	<i>5,58,925</i>	<i>6,43,433</i>	<i>6,23,624</i>	<i>6,57,933</i>
" Burma	—	—	—	—	—	<i>3,55,333</i>	<i>2,32,349</i>	<i>2,69,659</i>	<i>2,54,657</i>	<i>3,07,349</i>
TOTAL	—	—	—	—	—	43,70,549	46,88,007	49,63,305	47,76,254	49,70,075
<i>Total value of chemicals and chemical preparations (excluding chemical manures and medicines)—</i>										
United Kingdom (including Channel Islands)	—	—	—	—	—	1,41,08,205	1,40,78,407	1,40,08,427	1,40,02,163	1,63,50,923
Aden and Dependencies	—	—	—	—	—	12,527	9,847	31,978	8,539	6,349
Ceylon (excluding Maldives)	—	—	—	—	—	34,844	22,773	20,331	18,036	26,519
Straits Settlements	—	—	—	—	—	14,370	10,813	16,539	25,979	21,920
Hongkong	—	—	—	—	—	86,149	58,302	58,235	68,419	57,930
Union of South Africa	—	—	—	—	—	56,665	45,939	37,738	24,394	15,923
Kenya Colony	—	—	—	—	—	6,06,995	3,33,043	4,40,701	4,61,874	3,71,996
Canada— Via Atlantic Coast	—	—	—	—	—	54,512	1,05,322	1,60,818	1,23,397	2,20,311
" Pacific Coast	—	—	—	—	—	5,019
Commonwealth of Australia	—	—	—	—	—	47,441	17,747	34,920	32,655	24,164
Other British Possessions	—	—	—	—	—	547	2,313	164	1,035	3,256
TOTAL BRITISH EMPIRE	—	—	—	—	—	1,50,22,255	1,47,35,056	1,48,08,901	1,56,06,541	1,71,07,340
U. S. S. R.—										
Northern	—	—	—	—	—	66,252	2,39,441	1,32,291	19,790	6,412
Southern	—	—	—	—	—	44,027	4,51,337	3,32,327	4,22,601	33,461
Pacific Ports in Asia	—	—	—	—	—	9,767
Finland	—	—	—	—	—	2,25,046	1,52,170	2,45,139	..	62,457
Sweden	—	—	—	—	—	3,27,334	4,18,341	2,33,270	6,94,791	2,33,291
Norway	—	—	—	—	—	4,23,763	3,10,165	70,396	92,376	80,426
Poland (including Danzig)	—	—	—	—	—	234	14,356	25,251
Germany	—	—	—	—	—	47,67,034	40,55,153	40,48,499	31,37,236	33,94,043
Netherlands	—	—	—	—	—	9,02,223	6,48,335	6,67,505	3,18,304	3,07,457

No. 10—continued

ARTICLES, AND COUNTRIES OF CONSIGNMENT; ALSO SHARE OF EACH PROVINCE	QUANTITY					VALUE				
	1930-31	1931-32	1932-33	1933-34	1934-35	1930-31	1931-32	1932-33	1933-34	1934-35
Chemicals and chemical preparations (excluding chemical manures and medicines)—concluded						R	R	R	R	R
<i>Total value of chemicals and chemical preparations (excluding chemical manures and medicines)—continued</i>										
Belgium	—	—	—	—	—	8,06,297	2,05,027	3,08,170	4,04,315	8,83,634
France	—	—	—	—	—	3,09,077	3,98,160	6,54,152	3,59,361	3,81,413
Spain	—	—	—	—	—	5,068	..	3,477	11,497	54,044
Switzerland	—	—	—	—	—	87,157	61,637	65,563	86,240	2,16,041
Italy (including Trieste)	—	—	—	—	—	19,23,481	15,05,894	15,13,690	15,45,659	13,78,584
Austria	—	—	—	—	—	13,967	9,020	11,938	5,228	2,888
Czechoslovakia	—	—	—	—	—	16,237	5,462	38,038	8,646	10,700
Jugo-Slavia (Kingdom of the Serbs-Croats and Slovenes)	—	—	—	—	—	..	6,676	5,684	1,857	..
Turkey, European	—	—	—	—	—	3,564	5,440	9,008	873	1,787
Iran	—	—	—	—	—	2,075	2,801	6,447	1,400	759
Java	—	—	—	—	—	4,08,340	1,95,156	2,03,074
China (exclusive of Hong-kong and Macao)	—	—	—	—	—	53,153	48,842	31,989	28,689	53,220
Japan	—	—	—	—	—	4,36,607	6,36,644	13,25,588	22,81,077	30,00,972
Egypt	—	—	—	—	—	3,891	15,584	01,881	51,067	10,116
United States of America—										
<i>Via Atlantic Coast</i>	—	—	—	—	—	13,12,846	11,43,716	14,19,899	15,44,554	15,41,235
" Pacific "	—	—	—	—	—	34,040	41,352	43,000	9,142	1,12,431
Argentine Republic (including the Atlantic Coast of Patagonia)	—	—	—	—	—	7,082
Other Foreign Countries	—	—	—	—	—	8,053	3,736	1,813	4,016	4,742
TOTAL FOREIGN COUNTRIES	—	—	—	—	—	1,11,00,162	1,09,82,192	1,23,10,066	1,13,39,099	1,21,31,938
<i>Share of Bengal</i>	—	—	—	—	—	<i>1,03,60,842</i>	<i>99,60,467</i>	<i>1,07,67,499</i>	<i>1,10,76,191</i>	<i>1,19,53,300</i>
" <i>Bombay</i>	—	—	—	—	—	<i>73,11,224</i>	<i>75,90,301</i>	<i>76,42,579</i>	<i>68,68,174</i>	<i>31,76,349</i>
" <i>Sind</i>	—	—	—	—	—	<i>28,62,954</i>	<i>28,62,436</i>	<i>30,98,934</i>	<i>32,24,061</i>	<i>33,50,856</i>
" <i>Madras</i>	—	—	—	—	—	<i>31,78,901</i>	<i>34,15,748</i>	<i>37,75,370</i>	<i>39,76,931</i>	<i>40,31,003</i>
" <i>Burma</i>	—	—	—	—	—	<i>24,18,496</i>	<i>16,77,308</i>	<i>18,62,586</i>	<i>13,70,283</i>	<i>17,17,771</i>
TOTAL	—	—	—	—	—	2,61,22,417	2,56,97,248	2,71,24,067	2,70,05,640	2,92,89,276
China clay (II. B)—	Cwts.	Cwts.	Cwts.	Cwts.	Cwts.					
United Kingdom (including Channel Islands)	239,217	301,137	356,856	351,578	426,684	7,05,850	9,05,058	8,04,220	7,59,828	9,35,902
Germany	10	21	8,067	485	45	50	143	11,444	2,647	480
United States of America—										
<i>Via Atlantic Coast</i>	380	269	1,463	1,787
" Pacific "	220	893	848	11,694
Other Foreign Countries	525	1,916	1,143	464	48	2,311	6,631	8,491	2,099	695
TOTAL FOREIGN COUNTRIES	535	2,637	6,372	940	93	2,361	9,086	28,416	4,746	1,175
<i>Share of Bengal</i>	<i>39,982</i>	<i>26,891</i>	<i>20,337</i>	<i>24,171</i>	<i>36,989</i>	<i>1,34,136</i>	<i>77,300</i>	<i>64,999</i>	<i>76,553</i>	<i>1,14,478</i>
" <i>Bombay</i>	<i>198,485</i>	<i>363,612</i>	<i>338,704</i>	<i>325,252</i>	<i>386,245</i>	<i>5,68,134</i>	<i>8,24,486</i>	<i>7,46,465</i>	<i>6,75,120</i>	<i>8,04,371</i>
" <i>Sind</i>	<i>180</i>	<i>125</i>	<i>281</i>	<i>278</i>	<i>235</i>	<i>701</i>	<i>602</i>	<i>1,703</i>	<i>1,327</i>	<i>1,318</i>
" <i>Madras</i>	<i>1,080</i>	<i>3,012</i>	<i>1,621</i>	<i>2,320</i>	<i>4,136</i>	<i>5,167</i>	<i>10,399</i>	<i>5,551</i>	<i>10,991</i>	<i>16,385</i>
" <i>Burma</i>	<i>25</i>	<i>34</i>	<i>1,175</i>	<i>6</i>	<i>123</i>	<i>73</i>	<i>350</i>	<i>14,916</i>	<i>84</i>	<i>615</i>
TOTAL	239,752	303,674	362,228	352,527	426,777	7,08,211	9,14,143	6,32,628	7,64,574	9,37,077
Chinese and Japanese ware (including lacquered ware but excluding earthenware and porcelain) (III. H)—										
United Kingdom (including Channel Islands)	—	—	—	—	—	8,133	3,547	19,692	5,268	25,303
Hongkong	—	—	—	—	—	7,111	4,488	17,956	4,709	6,949
Other British Possessions	—	—	—	—	—	3,185	779	911	1,774	550
TOTAL BRITISH EMPIRE	—	—	—	—	—	18,429	8,764	27,559	11,836	32,802

GENERAL IMPORTS

No. 10—continued

ARTICLES, AND COUNTRIES OF CONSIGNMENT; ALSO SHARE OF EACH PROVINCE	QUANTITY					VALUE				
	1930-31	1931-32	1932-33	1933-34	1934-35	1930-31	1931-32	1932-33	1933-34	1934-35
Chinese and Japanese ware (including lacquered ware but excluding earthenware and porcelain) (III. E)—continued						R	R	R	R	R
China (exclusive of Hong-kong and Macao)	—	—	—	—	—	3,025	4,285	5,047	3,205	2,778
Japan	—	—	—	—	—	47,509	21,586	11,750	24,609	28,174
Other Foreign Countries	—	—	—	—	—	1,103	476	961	704	4,004
TOTAL FOREIGN COUNTRIES	—	—	—	—	—	51,637	26,347	17,758	28,668	35,046
Share of Bengal	—	—	—	—	—	5,172	4,597	1,755	6,335	34,448
„ Bombay	—	—	—	—	—	27,276	14,946	29,759	14,292	10,077
„ Sind	—	—	—	—	—	1,536	2,139	1,493	2,343	93
„ Madras	—	—	—	—	—	9,398	1,723	1,231	2,931	4,491
„ Burma	—	—	—	—	—	26,666	11,706	12,079	14,553	16,938
TOTAL	—	—	—	—	—	70,066	35,111	46,317	40,504	68,447
Watches and Watches and parts thereof—										
Clocks and Timepieces (III. D)—	No.	No.	No.	No.	No.					
United Kingdom (including Channel Islands)	5,668	3,653	4,030	5,035	4,201	31,129	45,279	67,688	58,470	80,501
Straits Settlements	571	658	458	528	420	6,287	5,806	3,846	2,074	2,420
Other British Possessions	377	491	987	377	370	4,530	3,788	6,396	1,570	3,940
TOTAL BRITISH EMPIRE	6,616	4,802	6,375	5,940	5,000	91,940	54,873	77,880	63,023	86,861
Germany	194,007	161,476	128,381	145,694	112,605	5,19,170	4,11,441	3,45,474	3,49,681	2,77,268
France	15,112	9,899	8,809	18,692	9,514	69,582	39,308	35,331	75,169	41,617
Switzerland	21,345	13,906	38,066	15,160	19,653	74,474	49,978	95,531	52,741	67,007
Italy (including Fiume)	19,552	2,500	4,323	808	289	45,226	11,506	10,325	3,975	1,435
Austria	..	6	425	..	23	5,649
French Indo-China	8	5	1	1	2,118	75	75	10	30	8,470
Japan	41,079	33,822	150,333	256,067	245,180	2,01,866	1,81,207	4,24,815	6,81,422	6,93,058
United States of America—										
Via Atlantic Coast	48,717	19,429	10,058	13,474	28,234	2,80,176	1,20,405	75,935	77,733	1,33,554
„ Pacific „	3	3	1	2	..	29	76	130	16	..
Other Foreign Countries	2,467	230	1,140	1,802	639	5,378	1,526	5,076	8,269	1,430
TOTAL FOREIGN COUNTRIES	342,380	241,076	348,080	451,556	418,657	12,04,075	8,15,633	9,92,027	12,40,025	12,30,088
Share of Bengal	113,452	97,420	118,876	170,066	138,593	3,69,083	2,66,013	2,98,655	3,76,263	3,74,353
„ Bombay	140,210	83,944	144,315	167,161	164,454	5,54,826	3,66,133	4,65,727	5,66,032	5,36,794
„ Sind	37,277	36,954	33,241	44,974	50,849	1,42,542	1,14,095	1,07,280	1,32,232	1,62,355
„ Madras	38,251	19,473	40,125	55,555	56,717	1,68,660	85,359	1,36,733	1,72,800	1,31,190
„ Burma	19,306	3,087	17,398	19,551	16,123	1,32,011	38,906	62,122	65,281	62,267
TOTAL	348,996	245,878	354,455	457,500	423,666	13,56,921	8,70,506	10,70,507	13,12,108	13,10,949
Watches (III. D)—										
United Kingdom (including Channel Islands)	928	722	756	4,634	2,201	9,346	18,168	11,172	36,859	16,756
Other British Possessions	335	268	473	107	150	5,538	2,419	4,284	1,016	1,141
TOTAL BRITISH EMPIRE	1,264	990	1,229	4,741	2,351	15,384	20,587	15,456	38,775	17,897
Germany	2,951	5,324	2,990	5,004	3,471	8,052	16,200	5,324	7,515	6,799
France	2,010	35,448	3,012	7,745	2,548	8,003	76,004	10,068	16,724	5,839
Switzerland	108,295	47,192	51,882	65,336	74,909	2,14,031	71,276	99,850	1,28,063	1,67,430
Italy (including Fiume)	1,547	950	276	2,201	99	9,939	2,462	2,004	26,696	938
Austria	1	301	..	11	41	233	335	..	412	5,705
Japan	1	370	508	1,029	10,012	80	1,971	2,525	3,893	19,494
Other Foreign Countries	1,808	1,163	164	92	1,005	8,192	6,319	697	440	5,092
TOTAL FOREIGN COUNTRIES	116,613	90,754	53,832	81,418	91,315	2,48,529	1,74,507	1,20,468	1,84,349	2,10,797

No. 10—continued

ARTICLES, AND COUNTRIES OF CONSIGNMENT; ALSO SHARE OF EACH PROVINCE	QUANTITY					VALUE				
	1930-31	1931-32	1932-33	1933-34	1934-35	1930-31	1931-32	1932-33	1933-34	1934-35
						R	R	R	R	R
Clocks and Watches and parts thereof—contd.										
Watches (III. D)—continued	No.	No.	No.	No.	No.					
<i>Share of Bengal . . .</i>	11,705	35,010	9,724	13,361	16,274	35,559	65,150	25,149	24,657	35,878
" <i>Bombay . . .</i>	104,386	49,883	44,147	67,085	70,864	2,15,973	99,134	96,101	1,60,880	1,58,818
" <i>Sind . . .</i>	1,009	1,989	4,481	2,337	3,106	5,948	20,620	8,469	27,652	18,888
" <i>Madras . . .</i>	366	1,496	8	157	1,358	1,066	3,848	136	796	4,003
" <i>Burma . . .</i>	411	3,366	1,701	3,210	2,604	5,347	6,402	6,069	19,110	11,307
TOTAL	117,877	91,744	60,061	86,150	94,106	2,63,013	1,95,154	1,35,924	2,23,124	2,28,891
Parts of Clocks and Watches (III. D)—										
United Kingdom (including Channel Islands) . . .	—	—	—	—	—	14,120	10,382	8,910	9,582	7,217
Other British Possessions . . .	—	—	—	—	—	10	89	183	144	308
TOTAL BRITISH EMPIRE	—	—	—	—	—	10,130	10,471	9,093	9,726	7,525
Germany	—	—	—	—	—	2,303	3,115	3,002	4,800	7,323
France	—	—	—	—	—	6,407	6,260	2,262	4,128	1,279
Switzerland	—	—	—	—	—	1,183	3,877	12,778	929	3,291
Japan	—	—	—	—	—	33,189	30,300	38,244	37,241	56,500
Other Foreign Countries	—	—	—	—	—	6,100	2,139	2,610	911	3,017
TOTAL FOREIGN COUNTRIES	—	—	—	—	—	49,236	44,781	59,991	48,078	72,010
<i>Share of Bengal . . .</i>	—	—	—	—	—	21,823	11,613	16,569	11,904	17,723
" <i>Bombay . . .</i>	—	—	—	—	—	34,347	35,633	42,804	37,814	41,006
" <i>Sind . . .</i>	—	—	—	—	—	4,653	6,553	7,006	6,712	12,076
" <i>Madras . . .</i>	—	—	—	—	—	3,491	633	1,112	563	7,103
" <i>Burma . . .</i>	—	—	—	—	—	1,062	920	993	811	1,697
TOTAL	—	—	—	—	—	65,366	55,252	68,484	57,804	79,593
Total value of Clocks and Watches and parts there- of—										
United Kingdom (including Channel Islands) . . .	—	—	—	—	—	1,07,095	78,820	87,720	1,04,011	1,04,474
Straits Settlements . . .	—	—	—	—	—	10,701	6,663	4,941	3,150	2,681
Other British Possessions . . .	—	—	—	—	—	5,574	5,409	7,769	3,403	5,186
TOTAL BRITISH EMPIRE	—	—	—	—	—	1,23,460	86,931	1,02,429	1,11,524	1,12,341
Germany	—	—	—	—	—	5,29,525	4,30,766	3,54,400	3,62,065	2,91,300
Belgium	—	—	—	—	—	2,742	6,302	4,099	2,224	925
France	—	—	—	—	—	84,142	1,20,570	47,661	96,021	48,295
Switzerland	—	—	—	—	—	2,89,648	1,85,181	2,08,154	1,82,393	2,38,826
Italy (including Fiume)	—	—	—	—	—	55,684	13,971	12,329	80,671	2,378
Austria	—	—	—	—	—	3,180	358	..	412	11,354
French Indo-China	—	—	—	—	—	75	75	19	30	8,470
Japan	—	—	—	—	—	2,95,134	2,13,658	4,65,584	7,22,556	7,69,052
United States of America— Via Atlantic Coast	—	—	—	—	—	2,97,218	1,72,370	77,937	76,888	1,87,318
" Pacific "	—	—	—	—	—	34	76	205	15	..
Other Foreign Countries	—	—	—	—	—	5,388	1,714	2,107	6,197	5,420
TOTAL FOREIGN COUNTRIES	—	—	—	—	—	10,62,740	10,84,981	11,72,486	14,81,512	15,12,895

GENERAL IMPORTS

(86)

No. 10—continued

ARTICLES, AND COUNTRIES OF CONSIGNMENT; ALSO SHARE OF EACH PROVINCE	QUANTITY					VALUE				
	1930-31	1931-32	1932-33	1933-34	1934-35	1930-31	1931-32	1932-33	1933-34	1934-35
Clocks and Watches and parts thereof—continued						R	R	R	R	R
Total value of Clocks and Watches and parts thereof—continued										
Share of Den	—	—	—	—	—	4,26,466	3,42,776	3,40,383	4,12,854	4,27,754
" Bombay	—	—	—	—	—	8,04,946	5,00,800	6,04,632	7,54,726	7,30,612
" Sind	—	—	—	—	—	1,53,143	1,41,268	1,22,735	1,66,698	1,93,313
" Madras	—	—	—	—	—	1,73,237	39,840	1,37,981	1,73,668	1,92,298
" Burma	—	—	—	—	—	1,28,410	48,228	69,184	35,202	75,261
TOTAL	—	—	—	—	—	10,80,200	11,20,912	12,74,915	15,03,036	16,25,236
Coal and Coke—										
Coal (II. A)—										
	Tons	Tons	Tons	Tons	Tons					
United Kingdom (including Channel Islands)	23,246	23,760	15,094	9,776	11,680	4,78,393	5,55,930	3,44,542	2,13,349	2,23,503
Ceylon (excluding Maldives)	854	710	347	1,060	3,680	11,860	12,780	6,281	27,025	40,979
Federated Malay States	..	1,070	14,445
Straits Settlements	678	9	523	983	..	12,876	162	10,837	10,102	..
Union of South Africa	121,533	23,241	13,516	36,770	32,353	21 51,554	3,99,940	2,02,978	5,16,817	4,70,417
Kenya Colony	..	720	..	287	10,800	..	5,090	..
Commonwealth of Australia	1,455	3,805	3,013	6,165	4,491	32,010	89,230	61,000	1,23,472	90,602
Other British Possessions	326	275	275	333	234	4,748	3,835	4,120	3,630	2,496
TOTAL BRITISH EMPIRE	148,091	53,590	33,670	54,974	51,238	26,01,441	10,87,131	6,29,853	9,00,985	8,27,007
Germany	2,159	31,156
Iraq	271	..	90	310	..	6,420	..	900	3,100	..
Native States in Arabia other than Maskat Territory and Trucial Oman	250	4,400
Java	1,035	352	765	..	585	15,280	..	6,550	..	8,190
French Indo-China	..	600	12,000
Japan	980	825	117	320	1,818	15,900	16,410	2,904	5,000	34,003
Portuguese East Africa	5,061	96,164
United States of America— Via Atlantic Coast	594	11,832
Other Foreign Countries	..	252	158	747	360	..	3,528	3,088	7,301	4,070
TOTAL FOREIGN COUNTRIES	7,597	2,029	1,130	1,377	5,616	1,37,154	35,375	16,442	15,901	89,305
Share of Bengal	1,417	1,395	689	472	1,666	15,109	17,947	9,170	6,109	19,163
" Bombay	103,532	27,648	11,210	14,411	20,336	18,51,980	6,36,580	2,07,922	2,70,611	3,71,612
" Sind	31,660	13,179	12,220	25,643	20,925	6,13,714	2,44,443	1,85,737	3,81,962	3,96,298
" Madras	13,568	8,036	2,542	4,082	1,015	2,59,131	1,44,463	41,966	62,188	12,337
" Burma	5,511	5,161	3,129	11,743	6,812	88,668	79,383	1,41,505	1,96,016	1,17,337
TOTAL	155,688	65,619	34,800	56,351	66,754	23,28,505	11,22,806	6,43,303	9,10,830	9,17,302
Coke (III. U)—										
	Tons	Tons	Tons	Tons	Tons					
United Kingdom (including Channel Islands)	4,323	1,490	1,220	1,327	2,020	1,58,007	61,534	40,104	61,920	78,391
Ceylon (excluding Maldives)	51	1	911	..
Union of South Africa	18,020	9,844	10,803	17,703	11,672	4,66,017	2,17,832	2,47,120	3,07,458	3,41,190
TOTAL BRITISH EMPIRE	22,343	11,340	12,023	19,081	13,692	6,24,624	2,79,610	2,98,225	4,20,295	3,19,580
Germany	416	804	655	710	476	12,559	26,165	29,307	21,582	12,987
Other Foreign Countries	107	3,339	1
TOTAL FOREIGN COUNTRIES	623	804	655	710	476	15,948	26,166	29,307	21,582	12,987

No. 10—continued

ARTICLES, AND COUNTRIES OF CONSIGNMENT: ALSO SHARE OF EACH PROVINCE	QUANTITY					VALUE				
	1930-31	1931-32	1932-33	1933-34	1934-35	1930-31	1931-32	1932-33	1933-34	1934-35
						₹	₹	₹	₹	₹
Coal and Coke—continued										
Coke (III. U)—continued	Tons	Tons	Tons	Tons	Tons					
Share of Bombay	1,068	904	826	710	451	30,194	29,660	19,688	21,582	12,157
" Sind	116	26	4,122	1,000
" Madras	1,672	752	660	740	887	71,835	32,050	22,602	30,669	41,143
" Burma	20,173	10,463	11,392	18,341	12,330	6,34,421	2,42,472	2,68,402	3,89,726	2,79,267
TOTAL	22,866	12,144	12,678	19,791	14,168	6,40,572	3,03,082	3,16,592	4,41,877	3,32,587
Total Coal and Coke—	Tons	Tons	Tons	Tons	Tons					
United Kingdom (including Channel Islands)	27,568	25,253	17,214	11,103	19,000	6,36,400	6,17,464	3,98,646	2,65,275	3,01,884
Ceylon (excluding Maldives)	854	710	347	1,711	2,580	11,860	12,780	6,282	28,836	40,079
Straits Settlements	678	9	523	983	..	12,876	162	10,387	10,192	..
Federated Malay States	1,070	14,445
Union of South Africa	139,653	33,085	24,319	63,473	44,025	26,18,171	6,17,331	4,50,099	2,84,275	7,11,616
Kenya Colony	720	..	287	10,800	..	5,600	..
Commonwealth of Australia	1,455	3,805	3,016	6,165	4,491	32,010	89,380	61,600	1,23,472	90,002
Other British Possessions	326	275	275	333	234	4,748	3,835	4,120	8,610	2,496
TOTAL BRITISH EMPIRE	170,484	64,930	45,693	74,055	64,930	39,16,065	13,66,047	9,26,683	18,21,280	11,47,577
Germany	416	804	658	710	2,635	12,559	26,166	20,367	21,583	44,142
Iraq	271	..	90	5,420	..	900
Java	1,935	362	765	..	585	15,280	3,738	9,550	..	8,190
French Indo-China	600	12,000
Japan	1,087	825	117	320	1,618	19,289	16,410	2,904	5,000	34,008
Portuguese East Africa	5,061	96,154
United States of America— Via Atlantic Coast	295	594	1,967	11,883
Other Foreign Countries	250	252	158	762	360	4,400	3,528	3,088	8,984	4,070
TOTAL FOREIGN COUNTRIES	8,120	2,833	1,785	2,087	5,992	1,58,102	61,841	36,899	37,488	1,02,292
Share of Bengal	1,417	1,395	689	472	1,666	15,105	17,947	9,170	6,109	19,108
" Bombay	104,537	23,752	11,336	15,121	20,767	18,32,174	6,66,140	2,87,610	2,92,193	3,83,769
" Sind	31,776	13,904	12,230	25,843	26,925	6,17,836	2,45,443	1,86,737	3,81,965	3,96,298
" Madras	15,140	8,758	3,202	4,322	1,902	3,30,969	1,76,503	70,468	92,757	63,980
" Burma	25,684	15,624	19,521	30,084	19,642	6,23,079	3,21,555	4,09,907	5,85,742	5,96,654
TOTAL	178,564	67,768	47,478	70,142	70,922	34,09,107	14,27,888	9,62,892	13,52,763	12,40,869
Coffee, other than roasted or ground (I. I)—	Cwts.	Cwts.	Cwts.	Cwts.	Cwts.					
United Kingdom (including Channel Islands)	64	352	1,419	4,186	20,108	1,09,997	..	19
Aden and Dependencies	654	164	60,712	10,957
Ceylon (excluding Maldives)	11,266	18	5,60,168	804	..	85	21
Straits Settlements	7,935	504	6	4,27,109	10,680	300
Kenya Colony	115	2	6,534	105	37
Other British Possessions	15	10	845	532	26
TOTAL BRITISH EMPIRE	20,049	1,040	1,425	10,52,549	22,086	1,10,297	85	102

GENERAL IMPORTS

No. 10—continued

ARTICLES, AND COUNTRIES OF CONSIGNMENT; ALSO SHARE OF EACH PROVINCE	QUANTITY					VALUE				
	1930-31	1931-32	1932-33	1933-34	1934-35	1930-31	1931-32	1932-33	1933-34	1934-35
Coffee, other than roasted or ground (I. I)—continued	Cwts.	Cwts.	Cwts.	Cwts.	Cwts.	R	R	R	R	R
Netherlands	300	18,126
Java	22,470	3,458	12,10,723	1,56,834
Other Foreign Countries . .	33	1	1,309	3	33
TOTAL FOREIGN COUNTRIES	22,542	3,758	1	12,12,032	1,74,003	33
Share of Bengal	896	200	57,708	13,432
.. Bombay	20,736	3,611	11,45,876	1,64,206
.. Sind	187	8	3,349	462
.. Madras	18,001	613	1,419	8,93,087	31,163	1,09,507	86	..
.. Burma	2,771	461	6	..	1	1,59,561	17,736	300	..	135
TOTAL	42,591	4,793	1,425	..	1	22,64,581	2,27,049	1,10,207	85	135
Wool—	Tons	Tons	Tons	Tons	Tons					
Unmanufactured (H. S)—										
United Kingdom (including Channel Islands)	62	25	..	158	82	5,928	2,444	18	11,797	5,666
Ceylon (excluding Maldives)	618	635	741	683	802	52,410	56,896	56,147	50,044	59,736
Straits Settlements	46	..	69	3,830	..	6,227
TOTAL BRITISH EMPIRE	726	660	810	841	884	62,184	59,340	62,387	61,841	65,402
TOTAL FOREIGN COUNTRIES	..	10	..	2	98	..	250	250
Share of Bengal	315	309	422	374	365	27,081	24,566	32,791	26,007	23,031
.. Bombay	376	319	333	397	414	31,519	30,689	24,524	29,150	30,499
.. Sind	28	22	43	47	52	2,609	1,987	3,012	3,456	4,269
.. Madras	9	10	9	21	49	945	1,421	1,247	3,093	7,429
.. Burma	10	3	4	4	..	775	333	386	421
TOTAL	726	670	810	848	884	62,184	60,438	62,387	62,001	65,052
Manufactured (excluding rope and belting) (III. U)—	Tons	Tons	Tons	Tons	Tons					
Ceylon (excluding Maldives)	38	34	30	34	29	9,266	7,767	6,497	6,789	5,864
Other British Possessions	7	3	2,835	1,217	107	445	424
TOTAL BRITISH EMPIRE	45	37	30	34	29	12,101	8,984	6,604	7,184	6,288
TOTAL FOREIGN COUNTRIES	1	420	193	651	259	43
Share of Bengal	1	2	3	617	606	12	278	759
.. Bombay	45	69	346	105	20
.. Sind	457	..	21	..	9
.. Madras	39	35	31	34	22	11,138	8,481	6,675	6,934	5,107
.. Burma	5	4	364	22	1	126	426
TOTAL	45	37	31	34	29	12,621	9,177	7,255	7,448	6,831
Total Cois	771	707	841	877	913	74,706	68,615	69,642	69,534	71,983

No. 10—continued

ARTICLES, AND COUNTRIES OF CONSIGNMENT; ALSO SHARE OF EACH PROVINCE	QUANTITY					VALUE				
	1930-31	1931-32	1932-33	1933-34	1934-35	1930-31	1931-32	1932-33	1933-34	1934-35
Coral (II. S)—	Lbs.	Lbs.	Lbs.	Lbs.	Lbs.	R	R	R	R	R
TOTAL BRITISH EMPIRE	45	23	..	1	1	7	20	..	11	1
Italy (including Fiume)	4,703	41,499	21,533	20,851	12,550	11,742	10,217	6,507	6,322	5,231
Other Foreign Countries	90	..	3,829	213	245	127	..	268	304	1,236
TOTAL FOREIGN COUNTRIES	4,793	41,499	25,462	21,064	12,804	11,869	10,217	6,775	6,626	6,467
Share of Bengal	373	59	253	131	269	11,126	880	1,751	2,323	3,724
„ Bombay	3,400	38,080	19,040	20,185	12,377	639	2,687	4,265	3,833	2,577
„ Sind	9	180	3	113	..
„ Madras	560	3,383	6,100	508	153	109	764	756	308	162
„ Burma	5	1	6	2	10	5
TOTAL	4,838	41,522	25,462	21,066	12,805	11,876	10,237	6,775	6,637	6,468
Cordage and rope of vegetable fibre (excluding Jute and Cotton) (III. U)—	Cwts.	Cwts.	Cwts.	Cwts.	Cwts.					
United Kingdom (including Channel Islands)	6,684	5,853	4,466	6,480	4,809	4,05,521	2,88,093	1,09,697	2,48,609	2,17,507
Ceylon (excluding Maldives)	731	688	1,124	847	736	7,718	6,658	16,303	8,433	7,390
Straits Settlements	833	1,027	834	688	880	21,594	20,046	14,904	9,872	11,955
Hongkong	3,344	3,123	1,965	1,785	1,216	1,05,896	66,989	44,504	33,706	20,412
Other British Possessions	16	2	3	11	12	184	64	103	117	101
TOTAL BRITISH EMPIRE	14,608	10,598	8,392	9,770	7,603	6,30,913	3,81,850	2,76,011	3,00,827	2,57,425
Germany	596	939	513	181	271	43,934	46,096	27,008	13,259	21,519
Belgium	535	..	30	43	44	16,188	..	826	849	2,205
Italy (including Fiume)	1,626	1,013	1,729	897	688	1,41,353	70,017	1,17,014	59,447	47,293
Austria	250	1,145	484	660	501	19,867	64,122	32,238	52,329	41,039
Hungary	41	426	1,101	775	635	3,819	33,243	71,129	60,640	44,534
Czechoslovakia	80	68	88	21	7	8,338	4,613	6,318	1,498	555
Philippines	3,557	5,264	1,766	4,137	7,779	99,855	1,16,092	40,130	68,657	1,17,054
China (exclusive of Hongkong and Macao)	313	183	80	221	235	15,698	8,002	3,578	6,248	6,934
Japan	22	161	169	1,402	3,686	3,203	4,398	4,305	22,093	48,650
Other Foreign Countries	90	104	114	140	255	1,485	2,322	4,944	3,398	5,056
TOTAL FOREIGN COUNTRIES	7,125	9,803	6,198	8,477	14,131	3,54,235	3,49,805	3,07,435	2,90,818	3,34,938
Share of Bengal	8,370	5,616	3,763	4,377	6,088	3,33,573	2,12,407	1,39,166	1,58,085	1,81,751
„ Bombay	6,456	7,980	7,142	8,437	10,417	3,14,158	3,03,346	3,01,805	2,60,679	2,71,945
„ Sind	1,607	998	441	668	751	47,454	36,231	13,017	16,122	13,070
„ Madras	1,344	1,045	894	1,473	936	65,937	30,728	23,067	32,259	20,432
„ Burma	3,456	4,256	2,345	2,302	3,542	1,74,028	1,60,033	1,08,351	1,23,500	1,05,169
TOTAL	21,733	19,396	14,595	18,247	21,734	9,85,148	7,31,745	5,93,496	5,90,645	5,92,363

GENERAL IMPORTS

(90)

No. 10—continued

ARTICLES, AND COUNTRIES OF CONSIGNMENT; ALSO SHARE OF EACH PROVINCE	QUANTITY					VALUE				
	1930-31	1931-32	1932-33	1933-34	1934-35	1930-31	1931-32	1932-33	1933-34	1934-35
	Cwts.	Cwts.	Cwts.	Cwts.	Cwts.	R	R	R	R	R
Cork Manufactures (III. U)—										
United Kingdom (including Channel Islands)	1,163	1,948	472	1,007	1,051	74,035	81,141	30,742	58,446	58,084
Other British Possessions	9	..	2	..	80	688	30	214	65	2,621
TOTAL BRITISH EMPIRE	1,172	1,948	474	1,007	1,137	74,663	81,171	30,956	58,511	60,705
Germany	52	169	163	460	800	8,141	12,615	16,492	32,732	45,980
Netherlands	380	60	214	182	117	11,351	4,622	12,064	8,141	23,829
France	215	58	179	470	498	37,177	6,388	46,535	57,581	81,849
Spain	1,142	655	710	957	1,808	92,937	69,014	1,15,574	1,22,201	1,48,632
Portugal (including Azores and Madeira)	2,270	2,061	2,983	4,593	3,457	2,05,024	1,41,890	1,66,233	2,15,772	2,57,013
Austria	2	85	16	230	7,378	1,560
Other Foreign Countries	53	21	25	112	166	4,531	1,711	4,176	12,666	13,301
TOTAL FOREIGN COUNTRIES	4,114	3,034	4,254	6,665	6,481	3,59,441	2,36,235	3,61,079	4,56,471	5,72,830
Share of Bengal	2,236	1,249	1,614	2,626	2,356	2,22,542	1,21,936	1,77,958	2,22,943	3,10,413
" Bombay	1,238	1,094	1,747	1,861	2,188	1,06,563	86,461	1,03,081	1,36,540	1,89,447
" Sind	937	326	1,037	1,590	1,468	53,918	39,092	55,666	65,155	61,560
" Madras	165	121	241	865	334	16,189	12,770	45,609	67,083	58,683
" Burma	660	1,692	39	929	234	34,392	57,147	9,821	24,361	15,432
TOTAL	5,236	4,932	4,728	7,872	7,618	4,34,104	3,17,406	3,92,036	5,14,982	6,33,536
Cutlery—										
Pruning knives (III. D)—										
United Kingdom (including Channel Islands)	—	—	—	—	—	2,19,813	1,06,528	1,20,985	1,40,184	1,50,471
Other British Possessions	—	—	—	—	—	1,839	346	693	623	1,377
TOTAL BRITISH EMPIRE	—	—	—	—	—	2,21,162	1,06,899	1,21,678	1,41,117	1,51,848
Netherlands	—	—	—	—	—	958	48,099
Other Foreign Countries	—	—	—	—	—	1,162	688	319	652	3,391
TOTAL FOREIGN COUNTRIES	—	—	—	—	—	2,120	688	319	652	46,490
Share of Bengal	—	—	—	—	—	2,04,639	99,296	1,06,498	1,28,578	1,76,734
" Bombay	—	—	—	—	—	477	333	149	162	35
" Madras	—	—	—	—	—	13,166	7,773	16,289	12,923	21,472
" Burma	—	—	—	—	—	..	56	61	126	97
TOTAL	—	—	—	—	—	2,23,272	1,07,457	1,21,997	1,41,769	1,98,338
Other kinds (III. D)—										
United Kingdom (including Channel Islands)	—	—	—	—	—	6,10,500	4,80,280	5,20,949	6,41,316	6,85,286
Hongkong	—	—	—	—	—	3,190	1,171	52,324	730	1,076
Other British Possessions	—	—	—	—	—	4,009	4,480	2,822	2,705	5,112
TOTAL BRITISH EMPIRE	—	—	—	—	—	6,17,699	4,85,931	5,95,595	6,64,750	6,91,422

No. 10—continued

ARTICLES, AND COUNTRIES OF CONSIGNMENT; ALSO SHARE OF EACH PROVINCE	QUANTITY					VALUE				
	1930-31	1931-32	1932-33	1933-34	1934-35	1930-31	1931-32	1932-33	1933-34	1934-35
						R	R	R	R	R
Cutlery—continued										
Other kinds (III, D)—contd.										
Germany	—	—	—	—	—	15,70,890	13,22,527	14,33,313	13,73,185	14,08,003
Netherlands	—	—	—	—	—	1,077	5,445	16,174	485	35
France	—	—	—	—	—	27,727	13,802	14,234	8,393	9,466
Switzerland	—	—	—	—	—	162	6,740	10,289	7,792	3,977
Czechoslovakia	—	—	—	—	—	5,480	2,486	6,080	2,337	3,622
Japan	—	—	—	—	—	11,484	42,400	1,59,251	3,19,123	3,47,489
United States of America—										
Via Atlantic Coast	—	—	—	—	—	1,36,939	74,515	73,020	45,935	69,007
" Pacific "	—	—	—	—	—	110	6	61	129	241
Other Foreign Countries	—	—	—	—	—	3,638	3,008	6,952	6,371	5,569
TOTAL FOREIGN COUNTRIES	—	—	—	—	—	17,63,657	14,75,929	17,19,313	17,63,024	19,07,303
Share of Bengal	—	—	—	—	—	3,40,047	6,04,787	6,40,399	6,45,399	7,09,102
" <i>Bombay</i>	—	—	—	—	—	7,68,786	6,99,903	7,94,426	8,62,493	9,43,043
" <i>Sind</i>	—	—	—	—	—	3,66,141	3,39,043	4,91,263	5,31,771	6,13,618
" <i>Madras</i>	—	—	—	—	—	1,94,435	1,49,256	1,33,307	2,05,495	2,20,948
" <i>Burma</i>	—	—	—	—	—	2,11,946	1,13,321	1,90,513	1,72,725	2,07,609
TOTAL	—	—	—	—	—	23,81,858	19,01,810	23,04,908	24,08,374	25,99,225
Total value of Cutlery—										
United Kingdom (including Channel Islands)	—	—	—	—	—	8,29,813	5,86,753	6,50,934	7,81,499	8,35,708
Hongkong	—	—	—	—	—	3,190	1,171	52,324	730	1,075
Other British Possessions	—	—	—	—	—	5,848	4,326	3,515	3,638	6,489
TOTAL BRITISH EMPIRE	—	—	—	—	—	8,38,851	6,92,760	7,07,273	7,85,867	8,43,270
Germany	—	—	—	—	—	15,71,652	13,22,068	14,33,577	13,73,708	14,71,394
Netherlands	—	—	—	—	—	2,635	5,445	16,174	485	43,454
France	—	—	—	—	—	27,727	14,214	14,234	8,393	9,466
Switzerland	—	—	—	—	—	162	6,740	10,289	7,792	3,977
Czechoslovakia	—	—	—	—	—	6,480	2,486	6,080	2,337	3,633
Japan	—	—	—	—	—	11,484	42,435	1,59,251	3,19,123	3,47,489
United States of America—										
Via Atlantic Coast	—	—	—	—	—	1,36,939	74,515	73,076	45,935	69,087
" Pacific "	—	—	—	—	—	110	6	61	129	241
Other Foreign Countries	—	—	—	—	—	3,638	3,008	6,901	6,371	5,569
TOTAL FOREIGN COUNTRIES	—	—	—	—	—	17,05,777	14,76,517	17,19,652	17,64,276	19,54,293
Share of Bengal	—	—	—	—	—	10,44,636	7,04,033	7,46,397	7,74,403	8,65,340
" <i>Bombay</i>	—	—	—	—	—	7,69,263	7,00,236	7,94,575	8,62,645	9,43,043
" <i>Sind</i>	—	—	—	—	—	3,66,141	3,39,043	4,91,263	5,31,771	6,13,618
" <i>Madras</i>	—	—	—	—	—	2,12,592	1,57,029	2,03,590	2,13,413	2,42,430
" <i>Burma</i>	—	—	—	—	—	2,11,946	1,13,376	1,90,574	1,72,341	2,07,766
TOTAL	—	—	—	—	—	20,04,628	20,69,267	24,20,905	25,50,143	27,97,633

GENERAL IMPORTS

No. 10—continued

ARTICLES, AND COUNTRIES OF CONSIGNMENT; ALSO SHARE OF EACH PROVINCE	QUANTITY					VALUE				
	1930-31	1931-32	1932-33	1933-34	1934-35	1930-31	1931-32	1932-33	1933-34	1934-35
Drugs and Medicines (excluding chemicals and narcotics)—						R	R	R	R	R
Aloes (III. C)—										
	Cwts.	Cwts.	Cwts.	Cwts.	Cwts.					
Union of South Africa	168	56	374	4,056	434	9,779
Other British Possessions	1	2	12	198	256	182
TOTAL BRITISH EMPIRE	168	56	375	2	12	4,056	434	9,907	256	182
Germany	724	440	280	393	547	17,685	11,485	7,658	8,665	10,716
France	257	7,401
United States of America—										
Via Atlantic Coast	273	262	430	103	2	6,793	6,074	10,355	1,978	127
Other Foreign Countries	12	..	1	14	..	215	..	15	193
TOTAL FOREIGN COUNTRIES	997	714	687	497	563	24,478	18,374	25,414	10,658	11,030
Share of Bengal	1	84
Bombay	1,058	746	1,311	463	550	25,980	18,309	34,406	9,932	10,592
" Sind	107	24	30	31	25	2,554	490	246	341	626
" Madras	9	535	91	..
TOTAL	1,165	770	1,342	499	575	28,534	18,808	85,321	10,914	11,218
Asafetida (III. O)—										
	Cwts.	Cwts.	Cwts.	Cwts.	Cwts.					
TOTAL BRITISH EMPIRE	5	58	131	..	13	8
Iran	5,068	4,870	2,213	2,417	4,420	1,64,213	1,89,373	90,943	50,668	1,03,952
Other Foreign Countries	2	..	94	2	..	151	..	2,458	127	..
TOTAL FOREIGN COUNTRIES	5,070	4,870	2,307	2,419	4,420	1,64,364	1,89,373	93,401	50,795	1,03,952
Share of Bombay	5,067	4,774	2,307	2,417	4,412	1,64,211	1,86,414	93,389	50,668	1,03,829
" Sind	3	110	..	2	8	93	3,090	12	140	131
" Burma	58
TOTAL	5,070	4,884	2,307	2,419	4,420	1,64,422	1,89,504	93,401	50,808	1,03,900
Camphor (III. O)—										
	Lbs.	Lbs.	Lbs.	Lbs.	Lbs.					
United Kingdom (including Channel Islands)	193	1,325	2,588	1,339	860	429	6,678	5,423	2,232	1,595
Straits Settlements	3,761	91,278	15,572	837	7,956	5,763	83,606	11,454	1,103	10,226
Other British Possessions	2,394	56	1,127	27	321	4,124	102	1,362	41	383
TOTAL BRITISH EMPIRE	6,348	94,659	19,347	2,223	9,137	10,316	90,286	18,209	3,376	12,204

No. 10—continued

ARTICLES, AND COUNTRIES OF CONSIGNMENT; ALSO SHARE OF EACH PROVINCE	QUANTITY					VALUE				
	1930-31	1931-32	1932-33	1933-34	1934-35	1930-31	1931-32	1932-33	1933-34	1934-35
Drugs and Medicines (excluding chemicals and narcotics)— continued						R	R	R	R	R
Campher (III. O)—continued	Lbs.	Lbs.	Lbs.	Lbs.	Lbs.					
Germany	727,032	567,616	452,438	583,014	740,495	10,23,010	7,90,722	6,38,532	7,51,323	7,53,201
Belgium	32,500	12,500	2,008	33,900	22,631	1,371
Switzerland	163,700	325,300	154,500	1,000	..	2,04,008	4,09,776	2,09,702	1,231	..
Italy (including Fiume)	355,100	479,100	377,705	186,000	170,300	4,82,300	6,40,318	4,87,941	1,07,530	1,65,867
Java	15,788	11,514
Japan	495,078	450,503	747,714	1,033,678	1,071,633	9,32,943	8,40,211	11,70,588	13,60,065	12,18,108
Other Foreign Countries	4	2,504	1,235	27	577	13	8,769	1,891	38	671
TOTAL FOREIGN COUNTRIES	1,703,400	1,837,983	1,733,502	1,783,719	2,009,796	26,82,833	27,94,427	25,14,654	23,00,096	21,50,732
Share of Bengal	286,214	358,749	279,449	353,118	375,815	4,12,778	5,02,540	3,93,598	5,55,391	4,29,124
" Bombay	570,935	566,385	538,094	523,321	542,711	9,72,962	10,18,479	9,23,231	7,08,034	6,34,067
" Sind	4,156	3,478	1,946	3,444	2,761	7,417	5,577	2,666	5,236	3,431
" Madras	896,047	993,666	924,092	895,559	1,087,750	12,78,405	13,39,343	11,98,092	10,32,408	10,82,532
" Burma	12,335	10,364	9,358	5,600	9,896	21,597	18,873	15,359	12,303	13,192
TOTAL	1,709,757	1,932,642	1,752,930	1,785,942	2,018,983	26,93,149	28,81,812	25,32,958	23,18,372	21,02,935
Cocaine (III. O)—	Ounces	Ounces	Ounces	Ounces	Ounces					
United Kingdom (including Channel Islands)	246	277	392	521	1,075	5,424	6,219	9,006	12,743	11,883
Germany	560	400	737	508	816	9,158	8,603	16,027	13,780	16,061
Netherlands	318	89	21	5,080	1,429	571
Other Foreign Countries	9	..	6,635	207	..	1,792
TOTAL FOREIGN COUNTRIES	887	679	767	598	7,851	14,232	10,092	16,805	13,780	17,453
Share of Bengal	680	453	497	705	530	12,161	9,208	11,854	17,364	14,324
" Bombay	342	230	452	305	388	5,636	4,033	9,737	6,086	9,371
" Sind	73	83	100	109	103	1,252	1,573	2,991	2,473	2,547
" Madras	38	90	110	..	7,307	613	1,387	2,189	..	2,694
TOTAL	1,133	856	1,169	1,119	8,326	19,022	16,311	25,471	26,523	20,836
Codliver oil (III. O)—	Lbs.	Lbs.	Lbs.	Lbs.	Lbs.					
United Kingdom (including Channel Islands)	23,298	24,888	41,304	19,691	13,231	34,965	18,097	27,939	12,701	7,535
Other British Possessions	199	38	2,712	12	485	478	45	1,136	17	132
TOTAL BRITISH EMPIRE	23,497	24,921	44,076	19,703	13,716	35,443	18,142	29,125	12,718	7,717
Norway	13,110	27,731	49,440	61,708	61,732	6,244	10,703	18,594	24,690	23,474
Germany	9,072	15,033	15,845	12,813	11,465	3,234	5,605	4,211	4,318	3,298
Netherlands	10,600	440	4,840	14,482	4,725	22,410	166	6,334	10,417	8,132
Other Foreign Countries	4,547	2,754	13,039	6,815	7,463	4,774	1,506	7,039	5,418	2,728
TOTAL FOREIGN COUNTRIES	37,829	45,968	83,564	95,818	85,390	36,662	17,989	36,838	44,843	37,632

GENERAL IMPORTS

(94)

No. 10—continued

ARTICLES, AND COUNTRIES OF CONSIGNMENT; ALSO SHARE OF EACH PROVINCE	QUANTITY					VALUE				
	1930-31	1931-32	1932-33	1933-34	1934-35	1930-31	1931-32	1932-33	1933-34	1934-35
Drugs and Medicines (excluding chemicals and narcotics)—continued	lbs.	lbs.	lbs.	lbs.	lbs.	R	R	R	R	R
Coditoe oil (III. C)—continued.										
Share of Bengal	16,053	32,403	52,476	28,871	29,996	6,347	11,701	21,877	12,401	12,493
„ Bombay	4,701	5,849	14,706	13,963	6,345	2,199	2,570	6,276	4,429	1,888
„ Sind	4,428	6,723	12,444	24,918	13,118	1,964	3,557	6,568	14,879	7,130
„ Madras	26,103	22,662	43,181	42,200	44,986	40,937	14,360	35,041	17,878	20,792
„ Burma	10,541	3,242	4,833	5,569	4,661	20,658	3,934	6,201	7,974	2,996
TOTAL	60,826	70,870	127,640	116,521	99,106	72,105	36,122	65,963	57,561	46,349
Morphia (III. C)—	Ounces	Ounces	Ounces	Ounces	Ounces					
United Kingdom (including Channel Islands)	395	747	471	663	608	13,310	14,036	13,130	21,684	21,643
Straits Settlements	9	..
TOTAL BRITISH EMPIRE	395	747	471	663	608	13,310	14,036	13,130	21,693	21,643
Germany	186	181	107	120	210	3,143	2,070	1,590	1,889	5,460
Other Foreign Countries	1	..	20	1	..	31	00	823	28	9
TOTAL FOREIGN COUNTRIES	187	181	127	121	210	3,174	2,130	1,022	1,917	5,478
Share of Bengal	275	240	397	492	519	9,425	9,997	11,003	17,073	20,554
„ Bombay	227	209	112	217	211	4,925	4,073	2,296	4,833	4,328
„ Sind	80	479	89	81	97	2,134	2,098	1,753	1,704	2,230
TOTAL	582	928	598	790	827	16,484	16,166	15,062	23,610	27,121
Preparations of opium and morphia (III. C)—										
United Kingdom (including Channel Islands)	—	—	—	—	—	50,626	55,827	75,329	64,569	66,185
Other British Possessions	—	—	—	—	—	66	..
TOTAL BRITISH EMPIRE	—	—	—	—	—	50,626	55,827	75,329	64,635	66,185
Germany	—	—	—	—	—	14,348	12,125	8,009	10,048	26,445
Other Foreign Countries	—	—	—	—	—	1,652	2,308	9,937	4,699	8,020
TOTAL FOREIGN COUNTRIES	—	—	—	—	—	16,000	14,488	17,946	15,042	34,465
Share of Bengal	—	—	—	—	—	11,393	13,725	33,465	9,718	9,643
„ Bombay	—	—	—	—	—	15,637	16,824	15,364	18,246	26,644
„ Sind	—	—	—	—	—	12,666	12,363	13,370	14,408	15,843
„ Madras	—	—	—	—	—	24,241	24,328	26,717	31,043	25,801
„ Burma	—	—	—	—	—	2,629	3,076	4,339	6,862	4,719
TOTAL	—	—	—	—	—	66,626	70,315	98,276	80,277	92,650
Proprietary and Patent medicines (III. C)—										
United Kingdom (including Channel Islands)	—	—	—	—	—	18,38,842	22,07,549	15,12,087	16,35,021	19,64,702
Ceylon (excluding Maldives)	—	—	—	—	—	209	2,607	11,463	10,046	..
Straits Settlements	—	—	—	—	—	32,513	26,767	34,946	14,930	26,846
Hongkong	—	—	—	—	—	18,875	18,286	46,774	29,399	20,608
Union of South Africa	—	—	—	—	—	5,518	5,152	9,870	9,898	..
Canada—										
Via Atlantic Coast	—	—	—	—	—	211	2,700	6,100
Commonwealth of Australia	—	—	—	—	—	241	10,409	4,699	1,497	11,340
Other British Possessions	—	—	—	—	—	36	201	3,348	70	1,450
TOTAL BRITISH EMPIRE	—	—	—	—	—	18,91,034	22,80,058	16,23,808	17,10,402	20,83,194

No. 10—continued

ARTICLES, AND COUNTRIES OF CONSIGNMENT; ALSO SHARE OF EACH PROVINCE	QUANTITY					VALUE				
	1930-31	1931-32	1932-33	1933-34	1934-35	1930-31	1931-32	1932-33	1933-34	1934-35
Drugs and Medicines (excluding chemicals and narcotics)— continued.						R	R	R	R	R
Proprietary and Patent Medi- cines (III. C)—continued										
U. S. S. R.—										
Northern	—	—	—	—	—	6,270
Norway	—	—	—	—	—	58,498	88,240	16,618	6,861	8,317
Germany	—	—	—	—	—	7,86,897	8,28,376	7,15,580	6,97,123	7,08,456
Netherlands	—	—	—	—	—	1,03,266	67,793	63,855	84,903	52,618
Belgium	—	—	—	—	—	21,200	18,625	14,586	5,078	14,260
France	—	—	—	—	—	4,56,611	4,63,393	5,83,143	1,28,856	3,72,593
Switzerland	—	—	—	—	—	9,471	12,691	10,534	12,807	33,105
Italy (including Fiume)	—	—	—	—	—	2,51,446	1,18,607	1,76,518	91,737	19,443
China (exclusive of Hong- kong and Macao)	—	—	—	—	—	4,622	1,555	5,986	3,537	2,429
Japan	—	—	—	—	—	14,974	11,714	8,121	21,137	14,251
United States of America—										
Via Atlantic Coast	—	—	—	—	—	6,70,381	7,61,305	6,26,074	3,64,073	6,38,323
" Pacific "	—	—	—	—	—	14,204	3,368	16,191	9,529	12,518
Other Foreign Countries	—	—	—	—	—	1,960	6,193	3,220	1,974	9,364
TOTAL FOREIGN COUNTRIES	—	—	—	—	—	23,90,528	23,34,829	21,45,420	13,37,173	18,92,956
Share of Bengal	—	—	—	—	—	12,02,422	9,12,462	5,86,449	4,84,693	5,16,692
" Bombay	—	—	—	—	—	17,57,533	23,76,510	17,30,314	13,06,633	21,30,302
" Sind	—	—	—	—	—	5,33,040	5,42,406	5,75,844	6,27,011	6,25,455
" Madras	—	—	—	—	—	3,29,534	3,64,513	3,34,992	4,42,043	3,61,512
" Burma	—	—	—	—	—	4,17,983	4,18,996	4,30,725	2,36,205	2,91,633
TOTAL	—	—	—	—	—	42,00,562	46,14,837	37,68,324	30,97,635	39,26,166
Quinine salts—										
Quinine sulphate or Bisulphate (III. C)—	Lbs.	Lbs.	Lbs.	Lbs.	Lbs.					
United Kingdom (including Channel Islands)	28,853	25,940	23,251	23,095	25,031	6,00,979	5,98,357	5,40,310	6,87,402	6,02,115
Bahrain Islands	930	17,763
Straits Settlements	1,404	102	..	10	..	27,641	2,614	..	208	..
Other British Possessions	50	..	1	..	17	366	..	37	..	339
TOTAL BRITISH EMPIRE	31,237	26,051	23,252	23,095	25,048	6,62,739	6,00,971	5,40,347	6,87,610	6,02,458
Germany	32,911	33,680	27,768	31,204	17,565	6,16,345	7,12,773	5,85,302	7,12,283	4,25,230
Netherlands	4,474	5,037	4,138	6,562	7,243	69,245	90,699	63,638	1,14,983	1,42,427
Belgium	102	43,151
France	182	164	1,138	..	1,240	4,365	2,454	29,742	..	31,767
Switzerland	3,121	4,932	3,447	5,480	6,733	70,202	95,308	87,221	1,29,404	1,68,460
Italy (including Fiume)	700	125	12,319	2,490	..
Java	2,429	7,415	9,955	12,324	11,747	45,291	1,63,156	2,46,698	2,68,654	2,47,172
United States of America—										
Via Atlantic Coast	1,967	1,447	1,797	2,430	2,309	64,632	49,613	72,891	73,614	71,147
" Pacific "	8	17	271	540
Other Foreign Countries	6	83	115	12	107	150	3,006	1,033	298	2,686
TOTAL FOREIGN COUNTRIES	45,090	52,752	49,155	58,145	46,966	8,69,230	11,17,509	11,48,445	12,91,997	10,74,319
Share of Bengal	43,541	45,372	45,343	50,945	32,356	3,23,790	10,39,727	9,62,393	11,59,076	7,46,019
" Bombay	21,514	21,698	17,730	24,361	25,467	4,69,326	5,03,318	4,91,731	5,93,510	6,15,793
" Sind	5,549	2,968	3,602	4,674	6,039	1,19,336	66,191	1,11,606	1,09,376	1,39,716
" Madras	3,343	4,313	4,955	5,326	6,477	62,233	79,651	59,159	99,522	1,33,073
" Burma	1,380	952	861	1,944	1,596	47,234	29,593	32,853	37,024	42,166
TOTAL	76,327	78,803	72,407	87,150	72,014	15,21,960	17,16,439	16,33,792	19,79,597	16,75,772

GENERAL IMPORTS

No. 10—continued

ARTICLES, AND COUNTRIES OF CONSIGNMENT; ALSO SHARE OF EACH PROVINCE	QUANTITY					VALUE				
	1930-31	1931-32	1932-33	1933-34	1934-35	1930-31	1931-32	1932-33	1933-34	1934-35
						R	R	R	R	R
Drugs and Medicines (excluding chemicals and narcotics)—continued										
Quinine salts—continued										
Quinine hydrochloride or dihydrochloride (III. C)—	Lbs.	Lbs.	Lbs.	Lbs.	Lbs.					
United Kingdom (including Channel Islands)	5,838	5,028	7,640	7,726	4,822	1,88,124	1,89,528	1,84,437	2,09,415	1,70,008
Other British Possessions	22	553	877	1
TOTAL BRITISH EMPIRE	5,860	5,052	7,649	7,726	4,822	1,88,677	1,90,405	1,84,438	2,09,415	1,70,008
Germany	5,298	4,205	5,847	5,256	3,517	1,27,524	1,21,535	2,15,591	1,39,948	1,12,774
Netherlands	422	738	365	202	631	10,035	19,656	12,189	5,512	13,017
Franco	717	43	332	12,210	2,344	8,202
Switzerland	624	1,250	827	744	469	16,601	28,010	11,339	21,162	15,571
Italy	27	64	200	1,108	1,043	6,334
Java	319	576	895	1,045	866	8,158	15,759	37,047	30,074	27,193
Other Foreign Countries	6	54	63	6	3	515	1,685	1,787	102	134
TOTAL FOREIGN COUNTRIES	6,996	6,829	8,214	7,366	6,021	1,63,936	1,86,654	2,91,072	2,91,140	1,83,825
Share of Bengal	8,993	8,896	12,406	10,879	7,214	2,45,100	2,66,863	3,44,298	3,44,753	2,35,591
" Bombay	2,405	2,172	1,970	2,320	1,336	86,609	70,040	74,897	70,599	60,644
" Sind	607	588	560	842	937	20,897	19,517	21,256	27,919	27,365
" Madras	412	350	623	902	528	15,159	14,495	25,291	22,039	19,439
" Burma	139	175	304	143	329	4,848	6,144	9,768	5,245	10,791
TOTAL	12,556	11,881	15,803	15,086	10,843	3,52,613	3,77,059	4,75,510	4,70,555	3,53,833
Other Sorts (III. C)—	Lbs.	Lbs.	Lbs.	Lbs.	Lbs.					
United Kingdom (including Channel Islands)	3,046	2,330	3,357	4,023	3,529	65,736	65,380	89,507	1,10,341	95,779
Other British Possessions	340	12	..	26	..	5,180	827	..	2,720	..
TOTAL BRITISH EMPIRE	3,386	2,342	3,357	4,049	3,529	70,916	66,207	89,507	1,13,070	95,779
Germany	8,816	12,872	6,777	8,877	9,903	1,08,081	2,48,615	2,38,172	2,47,274	2,46,393
Netherlands	1,638	2,592	1,654	3,426	4,085	77,450	1,01,805	90,104	1,37,414	78,703
Belgium	174	197	62	2,095	225	7,438	4,831	2,111	1,21,980	25,613
France	284	198	224	25	40	5,628	6,973	10,194	993	1,573
Switzerland	3,032	1,159	316	1,029	1,598	42,486	23,629	9,697	28,627	40,109
Java	964	965	1,690	5,320	4,482	10,626	10,799	26,846	63,684	68,190
United States of America—Via Atlantic Coast	1	52	97	303	810	20	2,471	3,046	10,841	1,944
Other Foreign Countries	12	..	7	12	3	644	..	514	718	48
TOTAL FOREIGN COUNTRIES	14,436	18,080	11,038	21,287	21,242	3,42,878	4,08,028	3,80,684	6,10,077	4,63,582
Share of Bengal	12,256	14,737	7,886	16,595	14,456	2,78,638	3,13,737	2,44,948	4,60,716	2,62,501
" Bombay	2,335	4,246	4,604	6,715	6,631	73,430	1,12,742	1,77,774	2,06,965	2,10,634
" Sind	2,233	1,007	1,066	923	2,938	39,256	22,436	28,464	23,665	45,358
" Madras	903	287	684	686	602	17,722	5,694	10,456	15,797	33,525
" Burma	95	95	160	428	74	4,743	15,171	8,549	16,904	7,343
TOTAL	17,822	20,372	14,300	25,336	24,771	4,13,780	4,69,890	4,70,191	7,24,047	5,59,361
Total Quinine Salts—	Lbs.	Lbs.	Lbs.	Lbs.	Lbs.					
United Kingdom (including Channel Islands)	37,737	33,307	84,257	40,744	33,382	8,60,839	8,53,265	8,14,254	10,07,158	8,07,902
Bahrain Islands	830	17,753
Straits Settlements	1,665	123	..	21	..	30,402	3,610	..	429	..
Other British Possessions	151	12	1	15	17	3,338	699	38	2,503	388
TOTAL BRITISH EMPIRE	40,488	33,445	84,258	40,780	33,399	9,12,332	8,57,588	8,14,292	10,70,095	8,08,290

No. 10—continued

ARTICLES, AND COUNTRIES OF CONSIGNMENT; ALSO SHARE OF EACH PROVINCE	QUANTITY					VALUE				
	1930-31	1931-32	1932-33	1933-34	1934-35	1930-31	1931-32	1932-33	1933-34	1934-35
	Lbs.	Lbs.	Lbs.	Lbs.	Lbs.	R	R	R	R	R
Drugs and Medicines (excluding chemicals and narcotics)— continued										
Quinine Salts—concluded										
Total Quinine Salts—contd.										
Germany	46,525	50,767	40,387	46,837	31,076	0,41,550	10,82,023	10,89,065	10,09,500	7,84,897
Netherlands	6,549	8,301	6,357	10,180	11,967	1,59,730	2,11,600	1,70,981	2,57,009	2,29,747
Belgium	174	207	104	2,095	225	7,438	6,630	46,202	1,21,926	26,618
France	472	368	2,070	68	1,618	10,490	9,768	52,156	8,337	41,583
Switzerland	6,777	7,347	4,090	7,253	8,800	1,29,280	1,62,456	1,08,267	1,79,193	2,15,140
Italy (including Flume)	39	..	707	195	200	1,666	..	13,333	4,964	6,384
Java	3,712	5,056	12,546	18,889	17,095	64,070	1,89,714	3,11,491	3,52,412	3,42,564
United States of America— Via Atlantic Coast	1,968	1,490	1,894	2,733	3,110	64,604	52,084	76,937	83,955	73,091
.. Pacific	8	17	271	540
Other Foreign Countries	6	66	178	24	113	136	2,566	3,770	637	2,766
TOTAL FOREIGN COUNTRIES	66,222	77,611	68,402	80,702	74,229	13,76,039	17,07,786	18,20,201	21,04,104	17,21,720
Share of Bengal	64,790	72,205	65,535	78,409	54,056	13,47,523	16,20,377	15,51,639	19,46,144	12,44,116
.. Bombay	26,354	28,116	24,310	33,996	33,953	6,09,365	6,56,100	7,44,452	8,71,074	8,87,071
.. Sind	3,389	4,563	5,218	6,439	10,014	1,79,469	1,08,144	1,61,326	1,61,460	2,12,439
.. Madras	5,153	4,950	6,272	6,913	7,607	95,164	92,340	1,25,908	1,37,348	1,86,042
.. Burma	2,114	1,222	1,326	1,316	1,998	59,525	50,008	51,170	69,173	60,390
TOTAL	106,705	111,056	102,660	127,572	107,628	22,88,371	25,65,369	26,34,493	31,74,199	25,89,966
Saccharin (III. C)—										
United Kingdom (including Channel Islands)	3,288	6,529	9,321	9,058	12,014	24,054	41,202	59,468	60,156	73,904
Other British Possessions	12	3	237	500	7	53	88	2,409	2,178
TOTAL BRITISH EMPIRE	3,288	6,541	9,324	9,290	12,514	24,061	41,255	59,556	62,565	76,077
Germany	3,500	4,103	3,039	3,800	4,321	13,822	17,882	16,770	17,481	20,782
France	2,400	3,400	100	100	146	10,030	14,500	428	438	3,156
Switzerland	3,744	9,200	13,857	7,412	7,163	15,062	42,223	90,795	91,002	64,785
United States of America— Via Atlantic Coast	8,549	19,335	13,696	13,131	11,274	38,919	88,521	59,273	93,978	82,744
.. Pacific	700	3,068
Other Foreign Countries	30	380	1,229	106	2,658	7,894	2
TOTAL FOREIGN COUNTRIES	18,202	30,068	32,172	25,672	22,904	78,433	1,63,841	1,71,092	1,80,298	1,61,370
Share of Bengal	5,167	7,090	5,993	5,833	3,557	25,538	34,093	27,042	29,923	21,081
.. Bombay	4,560	15,592	14,594	16,536	14,769	22,469	31,194	1,06,224	1,48,331	1,37,018
.. Sind	8,007	14,761	12,565	6,919	12,340	34,748	63,334	63,509	31,616	57,677
.. Madras	518	1,434	956	1,596	428	5,152	10,035	12,228	12,448	6,017
.. Burma	3,238	3,742	7,388	4,148	4,334	14,537	16,390	32,535	30,540	30,656
TOTAL	21,400	42,609	41,400	34,062	35,413	1,02,404	2,06,096	2,31,548	2,42,858	2,42,447
Sarsaparilla and preparations thereof (III. C)—										
United Kingdom (including Channel Islands)	—	—	—	—	—	19,012	17,003	19,851	20,010	22,102
Ceylon (excluding Maldives)	—	—	—	—	—	26	4
British West India Islands (excluding Bahamas)	—	—	—	—	—	7,763	17,148	8,838	2,520	6,174
TOTAL BRITISH EMPIRE	—	—	—	—	—	27,721	34,150	28,689	22,530	28,276
Germany	—	—	—	—	—	..	1,405	10,600	831	170
France	—	—	—	—	—	2,378	6,626	6,538	..	1,207
Other Foreign Countries	—	—	—	—	—	547	879	633	1,218	1,694
TOTAL FOREIGN COUNTRIES	—	—	—	—	—	3,420	9,000	17,660	2,049	,071

GENERAL IMPORTS

(98)

No. 10—continued

ARTICLES, AND COUNTRIES OF CONSIGNMENT; ALSO SHARE OF EACH PROVINCE	QUANTITY					VALUE				
	1930-31	1931-32	1932-33	1933-34	1934-35	1930-31	1931-32	1932-33	1933-34	1934-35
Drugs and Medicines (excluding chemicals and narcotics)—continued						R	Rs	R	R	R
Sarsaparilla and preparations thereof (III. C)—continued										
Share of Bengal	—	—	—	—	—	..	966	..	769	4,003
„ Bombay	—	—	—	—	—	3,346	7,649	11,812	218	2,098
„ Sind	—	—	—	—	—	17,992	27,337	26,648	18,305	13,366
„ Madras	—	—	—	—	—	9,803	6,799	7,909	6,397	6,893
TOTAL	—	—	—	—	—	31,141	43,150	46,369	24,679	31,347
Storax, including liquid storax (rose melissa) (III. C)—	Lbs.	Lbs.	Lbs.	Lbs.	Lbs.					
TOTAL BRITISH EMPIRE	540	140	166	4,232	1,255	450	39	46	1,358	349
France	100,768	95,649	137,409	56,781	93,486	29,374	28,297	40,284	16,730	27,046
Other Foreign Countries	875	10,651	..	3,000	4,499	566	3,610	..	1,800	1,805
TOTAL FOREIGN COUNTRIES	101,643	106,300	137,409	59,781	97,975	29,940	31,307	40,284	18,530	28,851
Share of Bengal	12,570	24,382	19,451	14,644	18,670	4,434	6,368	6,637	4,298	5,303
„ Bombay	35,329	69,222	63,470	32,690	38,062	24,730	21,168	17,826	10,446	11,278
„ Sind	25	46
„ Madras	4,284	12,776	54,664	16,779	42,473	1,235	3,310	16,866	6,147	12,674
TOTAL	102,183	106,440	137,575	64,013	99,230	30,399	31,346	40,329	19,888	29,200
Other sorts of Drugs and Medicines (III. C)—										
United Kingdom (including Channel Islands)	—	—	—	—	—	35,38,207	34,47,290	35,78,945	41,71,000	40,74,154
Ceylon (excluding Maldives)	—	—	—	—	—	10,381	7,299	7,290	81,891	1,09,098
Straits Settlements	—	—	—	—	—	4,39,235	1,60,954	1,31,569	1,32,202	1,15,634
Hongkong	—	—	—	—	—	1,98,767	1,57,911	1,07,492	80,455	1,32,738
Union of South Africa	—	—	—	—	—	13,766	7,149	1,073	852	872
Zanzibar and Pemba	—	—	—	—	—	6,722	6,556	3,390	4,871	2,850
Seychelles	—	—	—	—	—	404	5,119	4,394	6,090	2,664
Canada—										
Via Atlantic Coast	—	—	—	—	—	..	3,238	2,558	16,056	20,660
„ Pacific „	—	—	—	—	—	1	..	266
Commonwealth of Australia	—	—	—	—	—	5,875	13,782	8,772	6,526	11,137
Other British Possessions	—	—	—	—	—	5,450	5,660	2,958	4,051	4,924
TOTAL BRITISH EMPIRE	—	—	—	—	—	42,68,866	38,14,948	38,47,472	44,58,963	43,76,901
Norway	—	—	—	—	—	11,906	66,898	70,727	74,157	78,629
Germany	—	—	—	—	—	19,98,557	15,06,192	18,77,184	17,72,672	20,85,373
Netherlands	—	—	—	—	—	1,91,707	2,17,852	2,00,160	3,39,509	3,53,117
Belgium	—	—	—	—	—	63,411	42,518	1,01,197	1,81,010	1,01,792
France	—	—	—	—	—	6,10,719	3,34,583	4,15,074	7,79,919	5,71,900
Spain	—	—	—	—	—	11,610	5,150	595	3,752	9,860
Switzerland	—	—	—	—	—	26,250	45,690	57,423	76,991	94,605
Italy (including Fiume)	—	—	—	—	—	1,17,253	40,635	69,743	1,30,041	1,71,152
Austria	—	—	—	—	—	24,083
Greece (including Crete)	—	—	—	—	—	1,129	10,705	..

No. 10—continued

ARTICLES, AND COUNTRIES OF CONSIGNMENT; ALSO SHARE OF EACH PROVINCE	QUANTITY					VALUE				
	1930-31	1931-32	1932-33	1933-34	1934-35	1930-31	1931-32	1932-33	1933-34	1934-35
						R	R	R	R	R
Drugs and Medicines (excluding Chemicals and narcotics)— continued										
Other sorts of Drugs and Medicines (III. C)—continued										
Native States in Arabia other than Maskat Terri- tory and Trucial Oman . . .	—	—	—	—	—	10,400	2,738	523	860	1,660
Iraq	—	—	—	—	—	75,329	50,378	14,700	2,186	2,356
Iran	—	—	—	—	—	1,13,677	1,20,131	55,702	78,138	80,281
Sumatra	—	—	—	—	—	8,550	700	390
Java	—	—	—	—	—	11,097	1,44,250	78,405	80,741	1,80,836
China (exclusive of Hongkong and Macao)	—	—	—	—	—	48,070	73,900	47,593	43,014	40,734
Japan	—	—	—	—	—	6,55,794	8,94,210	7,42,925	5,40,007	3,23,585
Egypt	—	—	—	—	—	13,845	10,492	16,487	7,031	6,259
Portuguese East Africa . . .	—	—	—	—	—	8,069	1,330	1,396	330	833
United States of America—										
<i>Via</i> Atlantic Coast	—	—	—	—	—	14,10,782	10,40,966	13,52,023	15,72,400	13,30,588
" Pacific "	—	—	—	—	—	6,165	1,483	34,693	63,040	34,752
Other Foreign Countries . .	—	—	—	—	—	10,403	5,413	9,103	19,002	13,543
TOTAL FOREIGN COUNTRIES.	—	—	—	—	—	53,20,780	40,94,209	51,52,270	57,00,967	56,21,456
Share of Bengal	—	—	—	—	—	36,62,399	31,71,303	35,90,204	37,88,024	38,59,347
" Bombay	—	—	—	—	—	37,27,271	32,73,292	36,80,508	43,87,940	35,32,849
" Sind	—	—	—	—	—	6,15,653	4,97,088	5,33,678	5,53,188	6,86,297
" Madras	—	—	—	—	—	11,49,090	8,65,722	9,43,186	10,38,632	12,94,331
" Burma	—	—	—	—	—	4,36,233	3,11,752	2,52,268	3,92,240	4,75,532
TOTAL	—	—	—	—	—	95,69,646	84,10,157	88,00,742	1,02,10,930	98,08,956
Total value of Drugs and Medicines—										
United Kingdom (including Channel Islands)	—	—	—	—	—	64,37,125	66,67,156	61,15,030	70,68,867	71,03,942
Bahrain Islands	—	—	—	—	—	17,903	161	100	4	203
Ceylon (excluding Maldives)	—	—	—	—	—	17,260	9,978	20,154	51,534	11,372
Straits Settlements	—	—	—	—	—	5,03,008	2,74,990	1,78,888	1,50,890	1,54,942
Hongkong	—	—	—	—	—	2,12,828	1,70,234	1,54,664	1,15,881	1,53,420
Union of South Africa	—	—	—	—	—	24,330	12,735	20,722	10,745	872
Zanzibar and Pemba	—	—	—	—	—	6,722	6,556	2,300	4,871	2,850
Seychelles	—	—	—	—	—	464	5,119	4,304	6,000	2,864
Canada—										
<i>Via</i> Atlantic Coast	—	—	—	—	—	..	3,238	2,799	17,828	28,359
" Pacific "	—	—	—	—	—	1	..	280
British West India Islands (excluding Bahamas)	—	—	—	—	—	7,783	17,143	8,838	2,785	6,174
Commonwealth of Australia . .	—	—	—	—	—	6,116	33,278	13,471	8,022	22,815
Other British Possessions . . .	—	—	—	—	—	6,158	6,560	5,207	3,800	6,477
TOTAL BRITISH EMPIRE	—	—	—	—	—	72,14,706	72,13,207	65,27,308	74,41,407	74,09,850
U. S. S. R.—										
Northern	—	—	—	—	—	383	288	673	1,215	7,100
Southern	—	—	—	—	—	283
Norway	—	—	—	—	—	76,646	1,13,841	1,05,930	1,05,208	1,12,406
Denmark	—	—	—	—	—	87	16	8,210
Germany	—	—	—	—	—	48,12,579	42,70,537	43,34,228	42,78,652	44,13,996
Netherlands	—	—	—	—	—	8,80,426	4,98,430	4,44,474	6,93,023	6,45,700
Belgium	—	—	—	—	—	1,36,000	90,470	1,01,356	2,90,025	1,13,501
France	—	—	—	—	—	11,21,017	8,67,604	11,14,584	9,00,794	10,13,013
Spain	—	—	—	—	—	11,031	7,078	2,503	3,752	9,850

GENERAL IMPORTS

(100)

No. 10—continued

ARTICLES, AND COUNTRIES OF CONSIGNMENT; ALSO SHARE OF EACH PROVINCE	QUANTITY					VALUE				
	1930-31	1931-32	1932-33	1933-34	1934-35	1930-31	1931-32	1932-33	1933-34	1934-35
Drugs and Medicines (excluding chemicals and narcotics)—concluded						R	R	R	R	R
<i>Total value of Drugs and Medicines—continued</i>										
Switzerland	—	—	—	—	—	8,86,430	7,23,788	4,79,395	3,32,090	4,00,144
Italy (including Fiume)	—	—	—	—	—	8,52,609	8,11,628	7,50,388	4,25,555	8,64,575
Austria	—	—	—	—	—	798	782	2,765	9,822	30,765
Czechoslovakia	—	—	—	—	—	1,022	1,764	372	5,825	1,167
Greece (including Crete)	—	—	—	—	—	1,120	10,705	..
Other Native States in Arabia	—	—	—	—	—	19,460	2,788	528	866	1,599
Iraq	—	—	—	—	—	75,844	50,378	19,114	2,186	2,385
Iran	—	—	—	—	—	2,77,890	3,09,505	1,46,845	1,23,808	1,84,303
Sumatra	—	—	—	—	—	8,550	700	390
Java	—	—	—	—	—	75,167	3,34,077	3,88,575	4,33,153	5,43,914
China (exclusive of Hongkong and Macao)	—	—	—	—	—	53,298	75,066	53,579	47,188	49,163
Japan	—	—	—	—	—	16,04,215	17,57,810	19,31,434	19,31,938	15,57,449
Egypt	—	—	—	—	—	13,845	10,402	16,988	7,036	6,788
Portuguese East Africa	—	—	—	—	—	8,069	1,330	1,439	330	838
United States of America—										
Via Atlantic Coast	—	—	—	—	—	22,01,346	19,50,991	20,26,479	21,17,923	21,29,020
" Pacific "	—	—	—	—	—	20,369	4,851	56,795	74,361	42,492
Other Foreign Countries	—	—	—	—	—	10,436	7,527	8,538	17,794	8,981
TOTAL FOREIGN COUNTRIES	—	—	—	—	—	1,21,48,889	1,18,97,836	1,20,55,838	1,19,00,747	1,16,90,177
<i>Share of Bengal</i>	—	—	—	—	—	66,94,425	65,93,299	62,32,372	68,64,786	61,37,678
" Bombay	—	—	—	—	—	73,36,364	76,86,565	74,26,333	75,27,575	70,11,923
" Sind	—	—	—	—	—	14,59,093	12,67,605	13,77,711	14,41,261	16,32,266
" Madras	—	—	—	—	—	29,34,224	27,29,646	27,53,728	27,73,235	29,89,094
" Burma	—	—	—	—	—	9,69,580	8,23,928	7,92,497	7,35,297	8,69,076
TOTAL	—	—	—	—	—	1,98,98,595	1,91,11,048	1,85,83,141	1,93,42,154	1,91,00,036
Dyeing and Tanning Substances—Barks for tanning (III, E)—										
Union of South Africa	Cwts. 203,201	Cwts. 213,985	Cwts. 193,347	Cwts. 266,404	Cwts. 279,726	18,96,890	12,89,398	11,68,160	13,96,004	12,84,823
Kenya Colony 2,002	.. 528	.. 237	.. 18	.. 18	.. 12,163	.. 2,111	.. 741	.. 55	
Other British Possessions	332	435	..	1,123	2,142	..
TOTAL BRITISH EMPIRE	203,533	215,987	193,975	267,076	279,744	18,97,513	13,01,556	11,70,280	13,98,837	12,84,878
TOTAL FOREIGN COUNTRIES	1	..	58	159	..	6	..	114	300	..
<i>Share of Bengal</i>	402	480	2,023	2,271
" Bombay	528	157	593	..	40	2,111	521	2,330
" Sind	1	113	18	8	339	55
" Madras	203,533	215,933	193,347	266,404	278,653	13,97,513	13,01,516	11,68,169	13,86,004	12,80,222
" Burma	58	160	114	300	..
TOTAL	203,534	215,937	193,933	267,226	279,744	18,97,519	13,01,556	11,70,394	13,99,187	12,84,878
Ochroleal (III, E)—										
United Kingdom (including Channel Islands)	Cwts. 122	Cwts. 102	Cwts. 12	Cwts. 20	Cwts. 22	27,170	10,921	2,074	2,711	2,159
Other British Possessions	6	100
TOTAL BRITISH EMPIRE	122	108	12	20	22	27,170	11,021	2,074	2,711	2,159

No. 10—continued

ARTICLES, AND COUNTRIES OF CONSIGNMENT; ALSO SHARE OF EACH PROVINCE	QUANTITY					VALUE				
	1930-31	1931-32	1932-33	1933-34	1934-35	1930-31	1931-32	1932-33	1933-34	1934-35
						R	R	R	R	R
Dyeing and Tanning Substances— continued.										
<i>Cochineal (III. E)—continued</i>	Cwts.	Cwts.	Cwts.	Cwts.	Cwts.					
France	749	275	223	276	103	1,38,326	35,754	28,817	22,871	8,029
Spain	848	808	900	1,131	342	1,53,647	1,30,965	1,25,335	1,28,050	30,068
Portugal (including Azores and Madeira)	47	8,160
Canary Islands	46	160	295	192	1,419	8,313	22,918	34,791	19,377	1,19,868
Other Foreign Countries	1	2	200	208
TOTAL FOREIGN COUNTRIES	1,691	1,243	1,418	1,509	1,866	3,08,846	1,80,687	1,88,943	1,70,898	1,62,166
Share of Bengal	1	4	3	114	401	363
.. Bombay	1,471	1,053	1,945	1,497	1,789	2,66,384	1,63,520	1,67,435	1,62,873	1,51,159
.. Sind	260	193	77	25	81	68,126	24,474	9,238	1,934	7,415
.. Madras	92	105	107	93	15	16,808	12,658	14,180	8,398	1,358
TOTAL	1,818	1,351	1,430	1,619	1,889	3,35,816	2,00,658	1,91,017	1,78,609	1,60,325
<i>Cutch and Gambier (III. E)—</i>	Cwts.	Cwts.	Cwts.	Cwts.	Cwts.					
Straits Settlements	38,864	36,419	37,807	32,109	32,117	7,95,754	6,88,095	6,77,541	4,70,789	4,66,888
Other British Possessions	10	2	..	1	1	508	28	8	80	51
TOTAL BRITISH EMPIRE	38,874	36,421	37,807	32,110	32,118	7,96,257	6,88,183	6,77,544	4,70,825	4,66,934
Spain	47	11,160
Other Foreign Countries	64	21	233	50	42	1,785	885	5,765	1,918	1,464
TOTAL FOREIGN COUNTRIES	111	21	233	50	42	12,945	885	5,765	1,918	1,464
Share of Bengal	35,465	32,900	33,957	29,051	28,854	6,53,174	5,49,390	5,39,121	3,78,556	3,67,865
.. Bombay	1,140	1,077	1,645	741	1,075	43,340	42,532	67,575	24,148	32,558
.. Sind	1	67	..	24	1,334	..
.. Madras	497	541	541	501	435	14,939	13,519	13,943	10,783	10,467
.. Burma	1,888	1,924	1,887	1,800	1,766	97,735	83,077	72,730	57,628	57,418
TOTAL	38,685	36,442	38,040	32,160	32,160	8,09,202	6,89,012	6,83,305	4,72,743	4,68,898
<i>Dyes obtained from Coal tar*</i>										
<i>Allizarine (III. E)—</i>	Lbs.	Lbs.	Lbs.	Lbs.	Lbs.					
Allizarine—Dry—not ex- ceeding 40 per cent.—										
United Kingdom (including Channel Islands)	6,720	2,805	2,990	4,212
Germany	10,980	10,230	14,950	20,040	30,009	18,898	13,646	23,695	30,455	45,678
Italy (including Fiume)	118	158
TOTAL FOREIGN COUNTRIES	11,098	10,230	14,950	20,040	30,009	14,046	13,646	23,695	30,455	48,678
Share of Bengal	260	500	3,450	1,850	4,825	279	672	5,321	2,355	8,185
.. Bombay	1,223	2,950	9,000	6,650	6,605	2,610	5,046	14,259	10,492	11,250
.. Sind	16,280	6,780	2,500	11,540	21,384	14,147	7,928	4,013	17,108	33,455
TOTAL	17,818	10,230	14,950	20,040	32,814	17,096	13,646	28,695	30,455	52,890

* Revised classification has been introduced from April 1932.

No. 10—continued

ARTICLES, AND COUNTRIES OF CONSIGNMENT; ALSO SHARE OF EACH PROVINCE	QUANTITY					VALUE				
	1930-31	1931-32	1932-33	1933-34	1934-35	1930-31	1931-32	1932-33	1933-34	1934-35
Dyeing and Tanning Substances—continued						R	R	R	R	R
Dyes obtained from Coal tar—continued										
Alizarine (III. E)—continued.										
Alizarine—Dry—exceeding 40 per cent.—(a)			Lbs.	Lbs.	Lbs.					
United Kingdom (including Channel Islands)	—	—	1,811	—	—	2,839
Germany	—	—	1,100	5,312	10,863	—	—	3,012	10,837	31,481
United States of America— Vid Atlantic Coast	—	—	..	3,129	5,076	—	—	..	9,546	14,502
TOTAL FOREIGN COUNTRIES	—	—	1,100	8,441	16,339	—	—	3,012	26,383	46,023
Shares of Bengal	—	—	600	..	3	—	—	1,087	..	12
„ Bombay	—	—	533	8,441	14,656	—	—	2,177	26,383	40,632
„ Sind	—	—	1,680	—	—	5,379
„ Madras	—	—	1,738	—	—	2,587
TOTAL	—	—	2,971	8,441	16,339	—	—	5,861	26,383	46,023
Alizarine—Dry—over 40 per cent. but not exceeding 50 per cent.—(b)	Lbs.	Lbs.								
Germany	2,600	560	—	—	—	3,652	1,643	—	—	—
Share of Bombay	2,600	560	—	—	—	3,652	1,643	—	—	—
Alizarine—Dry—over 50 per cent. but not exceeding 60 per cent.—(b)	Lbs.	Lbs.								
Germany	2,600	..	—	—	—	3,976	..	—	—	—
Share of Bombay	2,600	..	—	—	—	3,976	..	—	—	—
Alizarine—Dry—over 60 per cent. but not exceeding 70 per cent.—(b)	Lbs.	Lbs.								
Germany	2,000	..	—	—	—	3,604	..	—	—	—
Share of Bombay	2,000	..	—	—	—	3,604	..	—	—	—
Alizarine—Dry—over 70 per cent. but not exceeding 80 per cent.—(b)	Lbs.	Lbs.								
United Kingdom (including Channel Islands)	..	2,120	—	—	—	..	4,138	—	—	—
Germany	1,674	..	—	—	—	4,525	..	—	—	—
Share of Bombay	1,674	2,120	—	—	—	4,525	4,138	—	—	—
Alizarine—Dry—over 80 per cent.—(b)	Lbs.	Lbs.								
Germany	1,552	3,920	—	—	—	4,558	9,807	—	—	—
Share of Bombay	1,540	1,400	—	—	—	4,404	3,286	—	—	—
„ Sind	2,520	—	—	—	..	6,521	—	—	—
„ Burma	12	..	—	—	—	94	..	—	—	—
TOTAL	1,552	3,920	—	—	—	4,558	9,807	—	—	—
Alizarine—Moist—not exceeding 10 per cent.—(b)	Lbs.	Lbs.								
	—	—	—	—	—	—

(a) Separately recorded from 1932-33.
 (b) Discontinued from 1932-33.

No. 10—continued

ARTICLES, AND COUNTRIES OF CONSIGNMENT; ALSO SHARE OF EACH PROVINCE	QUANTITY					VALUE				
	1930-31	1931-32	1932-33	1933-34	1934-35	1930-31	1931-32	1932-33	1933-34	1934-35
Dyeing and Tanning Substances— continued						R	R	R	R	R
Dyes obtained from Coal-tar —continued										
Allizarine (III. E)—continued										
Allizarine—Moist—Not exceed- ing 10 per cent—	Lbs.	Lbs.	Lbs.	Lbs.	Lbs.					
United Kingdom (including Channel Islands)	8,980	34,765	16,240	20,048	14,500	3,601	26,204	9,160	12,245	8,244
Germany	265,470	245,616	308,150	346,760	412,184	98,778	1,06,206	1,86,830	1,99,695	2,15,804
Other Foreign Countries .	..	150	..	2,240	3,810	..	53	..	1,226	2,295
TOTAL FOREIGN COUNTRIES	265,470	245,766	308,150	349,008	415,994	98,778	1,06,259	1,86,830	2,00,921	2,18,099
Share of Bengal	17,502	28,896	44,016	40,320	55,120	4,080	11,631	26,916	24,987	29,149
" Bombay	218,400	182,560	220,304	255,920	286,502	83,823	88,576	1,33,083	1,47,103	1,53,610
" Sind	18,480	39,795	35,840	42,900	61,162	6,936	19,129	21,625	23,588	30,674
" Madras	20,048	29,270	24,230	30,808	27,780	7,535	13,127	14,473	17,390	12,910
TOTAL	274,480	280,521	324,300	360,048	430,554	1,02,374	1,32,463	1,95,996	2,13,066	2,20,343
Allizarine—Moist—over 10 per cent but not exceeding 20 per cent—	Lbs.	Lbs.	Lbs.	Lbs.	Lbs.					
United Kingdom (including Channel Islands)	512,400	703,760	882,836	531,406	548,344	2,24,899	4,00,581	2,67,267	4,26,481	3,52,203
Germany	1,582,313	1,700,368	1,226,720	1,200,583	1,069,332	6,81,451	7,96,418	8,42,201	8,17,484	11,21,029
Switzerland	38,840	..	18,484	43,680	3,920	16,648	..	12,805	28,802	2,200
Czechoslovakia	4,480	101,114	89,436	2,900	76,839	54,440
United States of America— F4 Atlantic Coast	106,612	14,968	64,848	0,270
TOTAL FOREIGN COUNTRIES	1,724,865	1,700,368	1,240,684	1,345,377	2,077,656	7,62,942	7,96,418	8,57,406	9,23,075	11,88,039
Share of Bengal	78,698	39,088	34,160	33,600	55,216	20,604	17,784	23,449	24,573	35,243
" Bombay	1,609,264	1,776,785	1,135,467	1,196,875	1,772,644	7,73,268	8,76,654	7,80,214	9,01,336	10,36,468
" Sind	290,766	273,373	212,330	331,038	499,744	94,293	1,48,633	1,57,487	2,30,637	2,98,856
" Madras	238,337	319,888	248,323	315,360	398,196	99,686	1,54,083	1,61,103	1,95,510	1,68,565
" Burma	2,240	1,820
TOTAL	2,237,065	2,400,128	1,632,520	1,876,873	2,626,000	9,87,841	11,96,904	11,24,678	18,62,556	15,90,142
Allizarine—Moist—exceeding 20 per cent—	Lb.	Lbs.	Lbs.	Lbs.	Lbs.					
United Kingdom (including Channel Islands)	195,661	112,420	134,176	189,008	160,268	1,41,660	1,18,854	1,64,484	2,68,760	1,83,747
Germany	500,404	393,014	177,660	107,077	320,544	3,65,708	3,40,371	2,33,218	1,43,744	8,72,098
Switzerland	4,480	..	15,657	8,064	2,240	4,212	..	20,572	10,595	2,910
Czechoslovakia	5,768	36,980	818	8,995	48,804
TOTAL FOREIGN COUNTRIES	505,892	393,014	193,347	120,909	359,744	3,70,738	3,49,371	2,53,784	1,63,384	4,18,821
Share of Bengal	3,610	1,481
" Bombay	1,15,587	65,274	75,075	96,941	168,364	92,331	64,068	1,06,558	1,37,977	1,95,110
" Sind	2,632	17,360	26,208	25,536	64,624	7,532	17,876	36,373	35,494	81,415
" Madras	576,334	419,190	226,240	181,440	297,024	4,12,632	2,84,801	2,75,327	2,03,623	3,25,933
TOTAL	701,558	505,434	327,523	308,917	520,012	5,12,399	4,68,225	4,18,268	4,27,094	6,02,168

GENERAL IMPORTS

(104)

No. 10—continued

ARTICLES, AND COUNTRIES OF CONSIGNMENT; ALSO SHARE OF EACH PROVINCE	QUANTITY					VALUE				
	1930-31	1931-32	1932-33	1933-34	1934-35	1930-31	1931-32	1932-33	1933-34	1934-35
Dyeing and Tanning Substances—continued										
<i>Dyes obtained from Coal tar—continued</i>						R	R	R	R	R
<i>Alizarine (III. E)—concluded</i>										
Total Alizarine (III. E)—	Lbs.	Lbs.	Lbs.	Lbs.	Lbs.					
United Kingdom (including Channel Islands)	723,741	858,055	535,063	734,652	725,977	3,73,156	5,49,777	4,43,750	7,05,488	5,48,400
Germany	2,369,593	2,353,708	1,728,040	1,679,772	2,742,432	11,80,140	12,77,140	12,88,956	12,08,065	17,89,040
Switzerland	40,320	150	34,171	53,984	6,160	20,855	53	32,877	40,623	5,119
Czechoslovakia	4,480	100,882	120,758	2,900	85,834	1,00,264
United States of America—										
<i>Via Atlantic Coast</i>	106,512	3,129	20,944	64,848	9,540	23,862
<i>Other Foreign Countries</i>	1,121	450	968	275
TOTAL FOREIGN COUNTRIES	2,517,540	2,353,858	1,767,291	1,843,767	2,899,742	12,04,809	12,77,100	13,24,783	13,44,068	19,18,500
<i>Share of Bengal</i>	96,450	74,214	82,228	75,770	116,164	24,933	31,568	56,874	52,415	72,589
<i>Bombay</i>	2,054,948	2,029,529	1,440,429	1,564,827	2,238,971	9,72,347	10,43,311	10,36,891	12,73,791	14,37,100
<i>Sind</i>	265,158	339,828	376,878	410,114	648,584	1,22,908	2,00,146	2,19,398	3,06,826	4,49,799
<i>Madras</i>	824,719	768,342	500,581	527,608	623,000	5,19,753	5,51,951	4,53,500	4,18,523	5,07,478
<i>Burma</i>	12	..	2,240	94	..	1,820
TOTAL	3,241,287	3,211,913	2,302,354	2,578,310	2,625,710	10,30,065	18,26,076	17,68,483	20,49,554	24,66,965
Aniline (III. B) (a)—	Lbs.	Lbs.								
United Kingdom (including Channel Islands)	821,045	1,314,932	—	—	—	11,61,010	15,58,410	—	—	—
Other British Possessions	2,378	2,166	—	—	—	3,633	4,390	—	—	—
TOTAL BRITISH EMPIRE	823,423	1,317,098	—	—	—	11,64,643	15,62,800	—	—	—
Germany	9,494,354	9,590,490	—	—	—	1,27,76,298	1,36,92,496	—	—	—
Netherlands	23,116	55,837	—	—	—	51,018	65,928	—	—	—
Belgium	58,864	135,608	—	—	—	74,613	1,34,474	—	—	—
France	65,870	96,242	—	—	—	2,24,208	2,55,370	—	—	—
Switzerland	486,895	503,082	—	—	—	10,31,775	14,03,425	—	—	—
Italy (including Fiume)	685,665	322,615	—	—	—	7,79,755	5,17,276	—	—	—
China (exclusive of Hong-kong and Macao)	2,974	24,376	—	—	—	17,968	48,146	—	—	—
Japan	20,951	7,480	—	—	—	79,649	34,806	—	—	—
United States of America—										
<i>Via Atlantic Coast</i>	1,155,913	982,288	—	—	—	13,09,306	10,96,063	—	—	—
<i>Other Foreign Countries</i>	784	112	—	—	—	3,448	77	—	—	—
TOTAL FOREIGN COUNTRIES	11,995,886	11,718,130	—	—	—	1,60,48,028	1,78,08,061	—	—	—
<i>Share of Bengal</i>	1,713,736	1,614,047	—	—	—	22,88,771	14,09,346	—	—	—
<i>Bombay</i>	9,357,906	10,676,356	—	—	—	1,31,98,510	1,56,01,267	—	—	—
<i>Sind</i>	736,225	421,149	—	—	—	7,45,755	4,09,800	—	—	—
<i>Madras</i>	892,533	827,955	—	—	—	17,19,556	13,63,432	—	—	—
<i>Burma</i>	117,406	95,722	—	—	—	1,60,079	96,016	—	—	—
TOTAL	12,818,809	13,035,229	—	—	—	1,81,12,671	1,88,70,861	—	—	—

(a) Discontinued and shown under the subheads immediately following from 1932-33.

No. 10—continued

ARTICLES, AND COUNTRIES OF CONSIGNMENT; ALSO SHARE OF EACH PROVINCE	QUANTITY					VALUE				
	1930-31	1931-32	1932-33	1933-34	1934-35	1930-31	1931-32	1932-33	1933-34	1934-35
Dyeing and Tanning Substances— continued								R	R	R
Dyes obtained from Coal-tar —continued			Lbs.	Lbs.	Lbs.					
Congored (III. E)*—										
United Kingdom (including Channel Islands)	—	—	127,181	108,324	135,871	—	—	1,00,461	83,825	89,620
Other British Possessions	—	—	5	—	—	—	—	3	—	—
TOTAL BRITISH EMPIRE	—	—	127,186	108,324	135,871	—	—	1,00,464	83,825	89,620
U. S. S. E.—										
Northern	—	—	—	18,421	251,022	—	—	—	11,514	1,50,705
Southern	—	—	—	—	252,565	—	—	—	—	1,39,219
Germany	—	—	785,377	611,800	1,456,645	—	—	6,26,136	4,47,301	8,10,846
France	—	—	51,520	6,832	—	—	—	49,384	6,146	—
Switzerland	—	—	27,935	11,760	5,600	—	—	23,706	9,327	8,510
Italy (including Fiume)	—	—	166,432	15,680	19,040	—	—	1,61,202	15,680	15,870
Japan	—	—	15,556	54,887	85,247	—	—	13,017	39,942	51,163
United States of America—										
Vid Atlantic Coast	—	—	226,757	209,164	367,519	—	—	1,50,488	1,28,882	2,04,772
Other Foreign Countries	—	—	4,518	2,794	1,278	—	—	3,363	2,918	912
TOTAL FOREIGN COUNTRIES	—	—	1,278,095	931,338	2,489,911	—	—	10,27,298	6,61,770	13,76,997
Share of Bengal	—	—	159,337	66,183	139,689	—	—	1,38,236	69,916	1,32,974
" Bombay	—	—	1,047,320	889,401	1,979,559	—	—	8,27,041	687,624	11,10,550
" Sind	—	—	93,300	64,650	294,932	—	—	76,336	46,912	1,60,327
" Madras	—	—	82,968	7,924	86,542	—	—	66,057	4,758	46,116
" Burma	—	—	20,556	11,500	24,060	—	—	20,080	9,387	16,650
TOTAL	—	—	1,405,281	1,080,662	2,574,782	—	—	11,27,750	7,45,595	14,66,617
Coupling dyes of the naphthol group—naphthol rapid fast colours (rapid salts) and bases (III. E) (a)—			Lbs.	Lbs.						
United Kingdom (including Channel Islands)	—	—	78,257	83,116	—	—	—	8,79,681	3,07,410	—
Germany	—	—	285,918	417,901	—	—	—	17,95,324	17,86,768	—
Netherlands	—	—	3,495	7,342	—	—	—	11,004	88,538	—
Belgium	—	—	1,912	10,698	—	—	—	21,385	61,828	—
France	—	—	63,297	9,227	—	—	—	3,63,021	33,761	—
Switzerland	—	—	34,025	65,276	—	—	—	1,77,165	2,68,132	—
Italy (including Fiume)	—	—	22,575	16,689	—	—	—	1,07,972	65,910	—
Czechoslovakia	—	—	560	2,591	—	—	—	2,800	14,545	—
Japan	—	—	22,009	91,748	—	—	—	1,06,550	3,19,210	—
United States of America—										
Vid Atlantic Coast	—	—	3,711	138	—	—	—	17,497	385	—
TOTAL FOREIGN COUNTRIES	—	—	488,097	627,709	—	—	—	26,08,924	25,52,005	—
Share of Bengal	—	—	39,199	66,568	—	—	—	2,26,674	2,68,190	—
" Bombay	—	—	366,065	521,134	—	—	—	21,82,452	21,57,757	—
" Sind	—	—	1,791	1,473	—	—	—	11,162	10,279	—
" Madras	—	—	102,849	125,105	—	—	—	5,53,592	5,07,621	—
" Burma	—	—	1,450	1,547	—	—	—	9,725	5,688	—
TOTAL	—	—	511,354	716,825	—	—	—	29,83,606	29,49,416	—

* Separately recorded from 1932-33.

(a) Separately recorded from 1932-33 and subdivided into the heads immediately following from 1934-35.

GENERAL IMPORTS

(106)

No. 10—continued

ARTICLES, AND COUNTRIES OF CONSIGNMENT; ALSO SHARE OF EACH PROVINCE	QUANTITY					VALUE				
	1930-31	1931-32	1932-33	1933-34	1934-35	1930-31	1931-32	1932-33	1933-34	1934-35
Dyeing and Tanning Substances— continued										R
Dyes obtained from Coal-tar —continued										
Coupling dyes of the naphthol group (III. E)— <i>contd.</i>										
Naphthol (a)—					Lbs.					
United Kingdom (including Channel Islands)	—	—	—	—	71,084	—	—	—	—	8,34,756
Germany	—	—	—	—	512,487	—	—	—	—	14,00,071
France	—	—	—	—	22,052	—	—	—	—	70,426
Switzerland	—	—	—	—	78,400	—	—	—	—	1,99,564
Italy (including Fiume)	—	—	—	—	13,454	—	—	—	—	37,130
Czechoslovakia	—	—	—	—	..	—	—	—	—	..
Japan	—	—	—	—	83,087	—	—	—	—	2,20,054
United States of America— Vid Atlantic Coast	—	—	—	—	5,583	—	—	—	—	12,880
TOTAL FOREIGN COUNTRIES	—	—	—	—	710,853	—	—	—	—	20,16,024
Share of Bengal	—	—	—	—	46,810	—	—	—	—	1,50,680
„ <i>Bombay</i>	—	—	—	—	626,940	—	—	—	—	18,49,950
„ <i>Madras</i>	—	—	—	—	113,655	—	—	—	—	3,48,736
„ <i>Burma</i>	—	—	—	—	532	—	—	—	—	1,395
TOTAL	—	—	—	—	787,937	—	—	—	—	23,50,780
Rapid Fast Colours (Rapid Salts)—(a)					Lbs.					
Germany	—	—	—	—	65,830	—	—	—	—	3,26,017
Other Foreign Countries	—	—	—	—	112	—	—	—	—	520
TOTAL FOREIGN COUNTRIES	—	—	—	—	65,442	—	—	—	—	3,26,537
Share of Bengal	—	—	—	—	4,200	—	—	—	—	26,905
„ <i>Bombay</i>	—	—	—	—	46,742	—	—	—	—	2,23,643
„ <i>Sind</i>	—	—	—	—	1,000	—	—	—	—	4,035
„ <i>Madras</i>	—	—	—	—	13,600	—	—	—	—	71,054
TOTAL	—	—	—	—	65,442	—	—	—	—	3,26,537
Bases—					Lbs.					
United Kingdom (including Channel Islands)	—	—	—	—	37,025	—	—	—	—	75,947
Germany	—	—	—	—	279,672	—	—	—	—	6,46,010
Netherlands	—	—	—	—	606	—	—	—	—	5,180
France	—	—	—	—	23,612	—	—	—	—	60,049
Switzerland	—	—	—	—	70,485	—	—	—	—	1,73,324
Italy (including Fiume)	—	—	—	—	6,780	—	—	—	—	23,120
Japan	—	—	—	—	26,853	—	—	—	—	52,435
Other Foreign Countries	—	—	—	—	113	—	—	—	—	417
TOTAL FOREIGN COUNTRIES	—	—	—	—	414,181	—	—	—	—	9,01,304

(a) Separately recorded from 1934-35.

No. 10—continued

ARTICLES, AND COUNTRIES OF CONSIGNMENT; ALSO SHARE OF EACH PROVINCE	QUANTITY					VALUE				
	1930-31	1931-32	1932-33	1933-34	1934-35	1930-31	1931-32	1932-33	1933-34	1934-35
Dyeing and Tanning Substances— continued.							R	R	R	R
Dyes obtained from Coal Tar —continued.										
Coupling dyes of the Naphthol group (III. E)—continued										
Bases—(a)—continued.					Lbs.					
Share of Bengal	—	—	—	—	35,218	—	—	—	—	97,944
„ Bombay	—	—	—	—	342,406	—	—	—	—	7,65,641
„ Sind	—	—	—	—	1,375	—	—	—	—	9,296
„ Madras	—	—	—	—	71,535	—	—	—	—	1,70,487
„ Burma	—	—	—	—	672	—	—	—	—	3,973
TOTAL	—	—	—	—	451,206	—	—	—	—	10,37,341
Other Salts (III. E)—(b)			Lbs.	Lbs.	Lbs.					
United Kingdom (including Channel Islands)	—	—	1,002	174	200	—	—	3,081	345	290
Germany	—	—	461,544	475,370	778,905	—	—	10,20,998	7,18,767	12,08,958
Netherlands	—	—	7,246	10,376	..	—	—	10,446	22,086	..
Belgium	—	—	..	20,736	..	—	—	..	60,878	..
Switzerland	—	—	8,354	20,430	10,291	—	—	19,849	32,149	16,314
Japan	—	—	3,089	17,952	37,832	—	—	4,995	22,324	42,220
United States of America— Via Atlantic Coast	—	—	11,677	—	—	..	4,386	12,161
Other Foreign Countries	—	—	657	5,130	..	—	—	926
TOTAL FOREIGN COUNTRIES	—	—	480,890	559,000	838,265	—	—	10,66,209	8,69,685	12,79,648
Share of Bengal	—	—	52,858	45,176	53,158	—	—	1,06,605	1,11,762	1,05,660
„ Bombay	—	—	354,780	469,205	681,025	—	—	7,90,330	6,78,905	10,00,285
„ Madras	—	—	72,054	61,793	104,232	—	—	1,68,243	79,263	1,74,043
„ Burma	—	—	2,800	—	—	5,012
TOTAL	—	—	482,492	559,174	838,465	—	—	10,70,100	8,69,930	12,79,938
Vats—			Lbs.	Lbs.	Lbs.					
Indigo (III. E)—(e)										
United Kingdom (including Channel Islands)	—	172,586	77,308	92,316	15,792	—	1,94,892	1,19,826	1,48,049	23,755
Other British Possessions	—	..	102	..	112	—	..	136	..	115
TOTAL BRITISH EMPIRE	—	172,586	77,410	92,316	15,904	—	1,94,892	1,19,962	1,48,049	23,870
Germany	—	559,976	741,833	829,764	984,672	—	7,16,948	11,01,740	11,69,035	13,60,916
France	—	85,344	31,584	29,120	10,663	—	1,18,671	46,980	46,584	24,127
Switzerland	—	108,976	181,052	1,22,792	161,610	—	1,97,596	1,93,868	1,81,118	2,16,313
Italy (including Flume)	—	..	60,023	33,600	49,218	—	..	99,313	56,770	87,766
United States of America Via Atlantic Coast	—	—	..	16,352	50,849	—	15,955	55,337
Other Foreign Countries	—	4,256	3	—	2,471	..	3,165	2
TOTAL FOREIGN COUNTRIES	—	758,552	904,492	1,031,628	1,257,021	—	9,75,681	14,36,881	14,72,622	17,44,461

(a) Separately recorded from 1934-35.
(b) Separately recorded from 1932-33. Previous years' figures shown under general head "Aniline"
(c) Recorded under this head from 1931-32.

GENERAL IMPORTS

(108)

No. 10--continued.

ARTICLES, AND COUNTRIES OF CONSIGNMENT; ALSO SHARE OF EACH PROVINCE	QUANTITY					VALUE				
	1930-31	1931-32	1932-33	1933-34	1934-35	1930-31	1931-32	1932-33	1933-34	1934-35
Dyeing and Tanning Substances--continued							R	R	R	R
Dyes obtained from Coal tar--continued										
Coupling dyes of the Napthol group--continued.		Lbs.	Lbs.	Lbs.	Lbs.					
Vats--contd.										
Indigo (III.E)--(a)--contd.										
Share of Bengal	—	42,356	39,098	47,800	68,208	—	51,450	1,33,388	71,701	98,959
" Bombay	—	522,256	641,487	712,012	804,564	—	6,49,437	9,42,517	9,98,159	10,97,565
" Sind	—	270,363	142,743	249,568	273,105	—	3,52,235	2,27,709	3,90,460	4,00,130
" Madras	—	96,208	163,590	106,364	91,432	—	1,17,421	2,52,277	1,48,351	1,18,253
" Burma	—	—	6	3,400	35,616	—	..	7	12,500	53,424
TOTAL	—	931,088	1,041,902	1,129,944	1,272,925	—	11,70,578	15,55,843	16,20,671	17,68,831
Carbazole Blue (III.E)--(b)					Lbs.					
TOTAL BRITISH EMPIRE	—	—	—	—	28	—	—	—	—	98
Germany	—	—	—	—	42,528	—	—	—	—	1,12,782
Switzerland	—	—	—	—	7,420	—	—	—	—	19,899
Japan	—	—	—	—	2,861	—	—	—	—	7,870
TOTAL FOREIGN COUNTRIES	—	—	—	—	52,809	—	—	—	—	1,40,551
Share of Bengal	—	—	—	—	3,859	—	—	—	—	9,369
" Bombay	—	—	—	—	36,589	—	—	—	—	94,605
" Madras	—	—	—	—	13,389	—	—	—	—	36,170
TOTAL	—	—	—	—	52,837	—	—	—	—	1,40,164
Other sorts--										
Paste (III. E)--(c)			Lbs.	Lbs.	Lbs.					
United Kingdom (including Channel Islands)	—	—	21,422	14,226	24,413	—	—	49,755	26,953	59,918
Germany	—	—	248,707	141,837	268,085	—	—	7,60,722	4,24,051	7,29,684
Switzerland	—	—	996	2,245	550	—	—	5,183	12,432	9,036
Other Foreign Countries	—	—	50	—	—	840
TOTAL FOREIGN COUNTRIES	—	—	249,708	144,082	268,635	—	—	7,65,935	4,37,083	7,39,560
Share of Bengal	—	—	1,345	..	128	—	—	4,370	..	1,316
" Bombay	—	—	49,752	23,340	59,379	—	—	2,37,299	1,08,596	2,12,853
" Madras	—	—	220,028	134,967	235,741	—	—	5,72,992	355,440	5,84,810
TOTAL	—	—	271,125	158,307	288,048	—	—	8,14,661	4,64,036	7,99,478
Powder (III. E)--(c)			Lbs.	Lbs.	Lbs.					
United Kingdom (including Channel Islands)	—	—	24,056	23,137	46,118	—	—	2,06,000	3,32,375	5,89,970
Other British Possessions	—	—	112	—	—	2,520
TOTAL BRITISH EMPIRE	—	—	24,168	23,137	46,118	—	—	2,08,520	3,32,375	5,89,970

(a) Recorded under this head from 1931-32.
 (b) Separately recorded from 1934-35.
 (c) Separately recorded from 1932-33.

No. 10—continued

ARTICLES, AND COUNTRIES OF CONSIGNMENT; ALSO SHARE OF EACH PROVINCE	QUANTITY					VALUE				
	1930-31	1931-32	1932-33	1933-34	1934-35	1930-31	1931-32	1932-33	1933-34	1934-35
Dyeing and Tanning Substances— continued										
Dyes obtained from Coal Tar —continued										
Other Sorts—contd. Powder (III. E) (a)—contd.			Lbs.	Lbs.	Lbs.					
Germany	—	—	181,097	241,842	314,682	—	—	24,60,092	36,47,611	50,88,024
Netherlands	—	—	1,883	110	..	—	—	16,153	2,825	..
France	—	—	28,866	220	12,881	—	—	8,50,464	4,400	1,22,243
Switzerland	—	—	64,702	51,828	69,660	—	—	6,43,760	4,06,926	6,43,681
Italy (including Fiume)	—	—	10,417	820	448	—	—	1,47,770	12,840	2,955
Czechoslovakia	—	—	..	3,012	882	—	—	..	44,680	12,202
Japan	—	—	4,653	28,456	8,274	—	—	32,812	1,30,189	74,020
Other Foreign Countries	—	—	..	274	112	—	—	..	8,094	972
TOTAL FOREIGN COUNTRIES	—	—	287,217	321,062	396,830	—	—	36,60,760	48,21,514	57,94,068
Share of Bengal	—	—	34,914	42,736	43,684	—	—	3,92,253	6,26,689	5,78,200
" <i>Bombay</i>	—	—	223,726	254,329	332,349	—	—	29,60,669	33,63,314	48,84,931
" <i>Sind</i>	—	—	260	—	—	1,164
" <i>Madras</i>	—	—	52,745	47,134	66,674	—	—	6,06,368	6,73,386	9,19,739
TOTAL	—	—	311,385	344,109	442,957	—	—	39,59,270	46,53,889	63,84,034
Sulphur—Black (III. E) (a)— continued										
United Kingdom (including Channel Islands)	—	—	Lbs. 235,991	Lb 163,631	Lbs. 42,748	—	—	1,19,668	83,111	17,846
Germany	—	—	1,834,352	1,902,614	2,202,424	—	—	8,69,617	8,50,666	7,10,522
Japan	—	—	79,334	603,914	717,811	—	—	20,010	2,72,942	2,28,738
United States of America— <i>Vid Atlantic Coast</i>	—	—	183,900	330,888	29,036	—	—	1,06,928	1,01,734	7,743
" <i>Pacific</i> "	—	—	..	825	..	—	—	..	270	..
Other Foreign Countries	—	—	22,515	..	2,240	—	—	9,870	..	560
TOTAL FOREIGN COUNTRIES	—	—	2,120,101	2,928,191	3,041,510	—	—	10,16,320	12,25,611	9,42,563
Share of Bengal	—	—	181,388	260,471	236,256	—	—	79,399	1,70,818	92,267
" <i>Bombay</i>	—	—	1,341,914	2,597,050	2,455,770	—	—	9,07,906	10,34,961	7,60,812
" <i>Sind</i>	—	—	7,737	—	—	2,544
" <i>Madras</i>	—	—	313,810	320,221	377,664	—	—	1,38,397	95,960	1,02,775
" <i>Burma</i>	—	—	18,480	14,080	6,832	—	—	10,272	7,203	2,011
TOTAL	—	—	2,356,092	3,091,822	3,084,258	—	—	11,36,978	13,08,722	9,60,409
Metall Yellow (III. E) (a)— continued										
United Kingdom (including Channel Islands)	—	—	Lbs. 17,174	Lbs. 11,240	Lbs. 25,510	—	—	34,618	20,270	37,395
Germany	—	—	261,804	375,048	564,803	—	—	2,42,868	2,98,651	4,48,981
Netherlands	—	—	32,620	9,018	224	—	—	46,191	12,940	370
Belgium	—	—	4,028	..	100	—	—	5,234	..	75
Switzerland	—	—	12,880	6,185	13,024	—	—	17,691	6,715	14,309
Japan	—	—	3	4,981	356	—	—	2	7,883	546
United States of America— <i>Vid Atlantic Coast</i>	—	—	25,315	44,494	80,769	—	—	41,289	54,862	96,165
Other Foreign Countries	—	—	2,260	1,232	1,680	—	—	3,401	1,518	3,014
TOTAL FOREIGN COUNTRIES	—	—	338,810	440,958	680,946	—	—	3,56,676	3,81,559	5,03,490
Share of Bengal	—	—	89,896	34,188	73,744	—	—	95,018	40,862	84,064
" <i>Bombay</i>	—	—	204,252	311,125	490,760	—	—	2,39,087	2,81,871	4,23,695
" <i>Sind</i>	—	—	34,336	58,560	65,912	—	—	32,464	42,986	51,469
" <i>Madras</i>	—	—	27,600	43,325	52,950	—	—	24,735	36,126	39,368
" <i>Burma</i>	—	—	3,100	—	—	2,419
TOTAL	—	—	355,984	452,193	686,456	—	—	3,61,204	4,01,836	6,00,885

(a) Separately recorded from 1932-33.

GENERAL IMPORTS

No. 10—continued

ARTICLES, AND COUNTRIES OF CONSIGNMENT; ALSO SHARE OF EACH PROVINCE	QUANTITY					VALUE				
	1930-31	1931-32	1932-33	1933-34	1934-35	1930-31	1931-32	1932-33	1933-34	1934-35
Dyeing and Tanning Substances—continued						R	R	R	R	R
Dyes obtained from Coal Tar—continued										
Auramine of Concentration of 15% and less (III. B) (a)—			Lbs.	Lbs.	Lbs.					
Germany	—	—	83,950	36,750	..	—	—	63,820	27,151	..
Share of Bengal	—	—	32,100	10,800	..	—	—	23,386	8,692	..
" Bombay	—	—	46,150	22,300	..	—	—	36,149	15,902	..
" Sind	—	—	4,750	2,650	..	—	—	3,569	1,807	..
" Madras	—	—	150	—	—	116
" Burma	—	—	800	1,000	..	—	—	600	750	..
TOTAL	—	—	83,950	36,750	..	—	—	63,820	27,151	..
Rhodamines (Carthamines) of Concentration of 15 % and less (III. B) (a)—			Lbs.	Lbs.	Lbs.					
Hongkong	—	—	224	—	—	140
Germany	—	—	36,450	33,530	4,950	—	—	29,261	27,016	5,140
Other Foreign Countries	—	—	1,000	—	—	3,205
TOTAL FOREIGN COUNTRIES	—	—	36,450	33,530	5,950	—	—	29,261	27,016	8,354
Share of Bengal	—	—	18,860	4,650	1,000	—	—	15,448	4,633	1,096
" Bombay	—	—	12,700	23,039	2,000	—	—	9,998	17,219	2,061
" Sind	—	—	3,400	2,450	1,250	—	—	1,930	1,818	1,280
" Madras	—	—	500	800	1,700	—	—	385	2,571	3,917
" Burma	—	—	2,224	2,600	..	—	—	1,640	1,675	..
TOTAL	—	—	36,074	33,530	5,950	—	—	29,401	27,016	8,354
Aniline Salts (III. B) (a)—			Lbs.	Lbs.	Lbs.					
United Kingdom (including Channel Islands)	—	—	47,745	139,316	89,736	—	—	19,075	59,164	36,104
Other British Possessions	112	61
TOTAL BRITISH EMPIRE	—	—	47,745	139,316	89,848	—	—	19,075	59,164	36,165
U. S. S. R.—										
Northern	—	—	..	14,269	17,768	—	—	..	4,624	6,337
Southern	—	—	9,040	—	—	3,503
Germany	—	—	136,492	165,463	176,422	—	—	58,815	73,306	74,250
Belgium	—	—	7,840	15,867	10,080	—	—	3,292	7,312	3,603
Other Foreign Countries	—	—	11,992	13,764	14,614	—	—	5,327	6,210	5,577
TOTAL FOREIGN COUNTRIES	—	—	155,724	209,363	227,924	—	—	67,434	91,462	93,320
Share of Bengal	—	—	33,340	47,040	35,273	—	—	15,508	21,205	13,901
" Bombay	—	—	60,504	112,594	109,124	—	—	24,147	45,066	39,670
" Sind	—	—	22,400	36,990	18,872	—	—	10,112	16,298	7,730
" Madras	—	—	84,985	145,334	144,623	—	—	35,832	65,224	64,027
" Burma	—	—	2,240	6,721	10,080	—	—	910	2,913	4,147
TOTAL	—	—	203,469	348,679	317,772	—	—	86,509	1,50,616	1,20,475
Others (III. B)—			Lbs.	Lbs.	Lbs.					
United Kingdom (including Channel Islands)	11,720	99,932	939,322	584,962	778,271	14,782	1,78,890	17,39,802	11,52,095	14,61,257
Other British Possessions	336	427	205	800	..	537	546	220	1,170
TOTAL BRITISH EMPIRE	11,720	100,268	939,749	585,167	779,071	14,782	1,79,427	17,39,848	11,52,315	14,62,433
U. S. S. R.—										
Northern	20,097	22,881
Southern	13,228	11,240
Germany	444,615	590,581	1,772,623	1,866,320	2,054,033	9,58,407	12,68,451	32,30,026	28,90,460	43,31,577
Netherlands	4,480	28	15,016	15,130	14,300	1,905	82	37,795	30,984	32,507
Belgium	2,688	30,336	16,865	9,854	..	5,376	70,791	41,577	15,793
France	15,219	100	64,885	49,023	68,479	10,575	1,211	1,56,577	70,437	1,07,842
Switzerland	14,402	4,463	296,459	228,646	234,205	89,069	13,618	6,00,899	5,15,408	5,02,773
Italy (including Rome)	176,508	94,319	82,112	2,77,082	1,08,598	1,85,361
Japan	41,054	101,719	220,974	78,078	1,00,610	3,34,499
United States of America— Via Atlantic Coast	500	..	257,491	462,485	457,285	1,315	..	4,99,067	7,45,331	6,58,047
Other Foreign Countries	801	..	811	1,119	..	2,833
TOTAL FOREIGN COUNTRIES.	470,216	597,800	2,655,173	2,834,522	4,082,387	10,21,261	12,68,688	49,00,824	46,59,414	62,04,443

(a) Separately recorded from 1932-33.

No. 10—continued

ARTICLES, AND COUNTRIES OF CONSIGNMENT; ALSO SHARE OF EACH PROVINCE	QUANTITY					VALUE				
	1930-31	1931-32	1932-33	1933-34	1934-35	1930-31	1931-32	1932-33	1933-34	1934-35
Dyeing and Tanning Substances— continued						R	R	R	R	R
Dyes obtained from Coal Tar —concluded	Lbs.	Lbs.	Lbs.	Lbs.	Lbs.					
Others (III. E)— <i>contd.</i>	..	1,038	330,182	218,242*	343,613	..	1,034	6,35,579	2,58,998	5,06,029
Share of Bengal	2,714,007	2,635,659	3,731,844	50,61,035	44,86,707	59,75,329
" Bombay	201,740	265,026	377,030	3,08,958	3,33,494	4,41,618
" Sind	460,621	682,749	297,176	236,786	344,133	9,93,481	14,43,302	5,96,899	4,34,084	5,44,930
" Madras	30,315	14,343	61,757	63,376	65,628	42,562	23,770	99,401	98,436	1,09,010
" Burma										
TOTAL	490,930	698,128	3,594,922	3,419,680	4,861,554	10,86,043	14,68,115	67,00,072	58,11,720	70,86,876
Total Dyes obtained from Coal Tar—*	Lbs.	Lbs.	Lbs.	Lbs.	Lbs.					
United Kingdom (including Channel Islands)	1,556,506	2,445,455	2,100,121	1,950,093	1,992,773	15,48,048	24,91,939	33,05,093	30,09,089	32,75,363
Other British Possessions	2,373	2,602	870	205	1,120	3,083	4,927	8,345	220	1,342
TOTAL BRITISH EMPIRE	1,558,884	2,447,057	2,100,991	1,950,108	1,993,893	15,52,581	24,86,866	33,08,438	30,09,300	32,76,705
U. S. S. R.—										
Northern	32,000	205,487	16,138	1,79,473
Southern	274,838	1,53,062
Germany	12,308,562	13,094,755	9,559,382	8,777,535	13,433,981	1,49,14,935	1,69,55,036	1,35,68,170	1,35,20,344	1,00,62,681
Netherlands	28,004	50,985	60,198	47,240	17,552	53,781	67,468	1,31,284	1,12,409	38,822
Belgium	58,864	138,208	48,506	79,166	20,910	74,613	1,99,850	1,04,020	2,00,615	21,607
France	81,089	181,686	254,808	95,754	1,40,322	2,43,783	3,75,252	9,78,626	1,63,087	3,88,541
Switzerland	541,617	616,971	610,574	563,146	654,395	16,92,599	15,54,692	17,14,497	15,29,884	17,06,527
Italy (including Fiume)	685,778	322,615	451,193	1,01,107	171,052	7,79,908	6,17,276	7,93,739	3,19,708	3,52,202
Czechoslovakia	5,040	112,585	131,422	5,700	1,45,050	1,14,502
China (exclusive of Hong- Kong and Macao)	2,974	24,370	74	17,063	48,146	92
Japan	20,051	7,480	166,298	99,857	1,194,178	79,649	34,800	2,65,170	9,96,016	10,17,853
United States of America—										
<i>Via Atlantic Coast</i>	1,602,925	985,424	697,366	1,072,004	1,023,713	13,75,469	10,97,028	8,15,066	10,64,115	10,71,486
" Pacific "	825	270	..
Other Foreign Countries	784	112	2,404	..	4,561	3,448	77	2,117	3,165	1,804
TOTAL FOREIGN COUNTRIES	14,902,148	15,423,400	10,855,993	11,941,909	17,362,415	1,92,36,008	2,08,49,620	1,83,70,033	1,80,71,750	2,41,09,460
Share of Bengal	1,810,186	1,131,553	1,145,331	919,422	1,250,003	23,13,734	14,93,428	19,22,683	13,92,071	20,62,511
" Bombay	11,412,853	13,228,140	9,003,026	10,129,015	13,929,212	1,41,70,757	1,72,94,015	1,52,55,510	1,50,80,362	1,98,68,450
" Sind	1,001,383	1,031,345	782,138	1,092,031	1,689,853	3,68,663	9,53,181	8,91,628	11,50,789	15,30,282
" Madras	2,178,878	2,375,254	1,923,936	1,652,355	2,340,820	32,32,790	34,76,106	34,68,183	23,19,206	37,31,893
" Burma	147,732	110,065	102,553	109,224	146,420	2,02,735	1,19,795	1,49,467	1,38,632	1,93,029
TOTAL	16,551,032	17,876,367	12,950,084	13,902,107	19,358,308	2,07,88,679	2,33,36,525	2,16,87,471	2,10,81,059	2,73,80,165
Indigo, synthetic (III. E)—†	Cwts.									
United Kingdom (including Channel Islands)	404	—	—	—	—	61,703	—	—	—	—
Other British Possessions	67
TOTAL BRITISH EMPIRE	404	—	—	—	—	61,770	—	—	—	—
Germany	7,163	—	—	—	—	10,62,983	—	—	—	—
Netherlands	100	—	—	—	—	14,176	—	—	—	—
France	182	—	—	—	—	26,249	—	—	—	—
Switzerland	1,605	—	—	—	—	2,68,730	—	—	—	—
Italy (including Fiume)	309	—	—	—	—	46,100	—	—	—	—
United States of America—										
<i>Via Atlantic Coast</i>	17	—	—	—	—	689	—	—	—	—
TOTAL FOREIGN COUNTRIES	9,361	—	—	—	—	14,13,777	—	—	—	—

* Includes Indigo, synthetic, from 1931-32.
† Transferred to coal tar dyes from 1931-32.

GENERAL IMPORTS

No. 10—continued

ARTICLES, AND COUNTRIES OF CONSIGNMENT; ALSO SHARE OF EACH PROVINCE	QUANTITY					VALUE				
	1930-31	1931-32	1932-33	1933-34	1934-35	1930-31	1931-32	1932-33	1933-34	1934-35
Dyeing and Tanning Substances—continued	Cwts.					R	R	R	R	R
Indigo, synthetic (III. E)—continued										
Share of Bombay	7,376	—	—	—	—	11,12,013	—	—	—	—
“ Sind	1,810	—	—	—	—	3,78,800	—	—	—	—
“ Madras	579	—	—	—	—	75,334	—	—	—	—
TOTAL	0,765	—	—	—	—	14,65,547	—	—	—	—
Myrobolan extracts (III. E)—	Cwts.	Cwts.	Cwts.	Cwts.	Cwts.					
TOTAL BRITISH EMPIRE	78	28	23	..	26	854	314	248	..	532
Share of Bombay	68	28	23	..	26	825	314	248	..	532
“ Madras	10	29
TOTAL	78	28	23	..	26	854	314	248	..	532
Saffron (III. E)—	Lbs.	Lbs.	Lbs.	Lbs.	Lbs.					
United Kingdom (including Channel Islands)	800	40	9,652	988
Other British Possessions	266	145	150	8	33	6,514	2,681	1,505	1	950
TOTAL BRITISH EMPIRE	866	185	150	8	33	16,166	3,569	1,505	1	950
France	100	400	400	650	..	738	5,877	8,302	7,302
Spain	49,036	38,604	44,618	48,363	49,558	8,55,912	9,11,389	9,81,163	10,91,807	10,25,592
Italy (including Fiume)	300	10,660
Other Foreign Countries	50	..	50	1,880	..	1,173	..
TOTAL FOREIGN COUNTRIES	49,036	39,054	45,018	48,813	50,208	8,55,912	9,24,562	9,87,040	11,00,872	17,82,984
Share of Bengal	100	729
“ Bombay	49,385	38,304	43,472	48,337	49,240	8,69,514	9,23,295	9,71,567	10,89,990	10,24,973
“ Sind	100	300	100	600	..	733	2,614	829	5,392
“ Madras	414	835	1,398	384	401	1,775	4,097	14,454	10,054	3,660
“ Burma	3	60
TOTAL	49,902	39,239	45,168	48,821	50,241	8,72,078	9,28,125	9,88,685	11,00,873	10,33,934
Other sorts (including lac-dye) (III. E)—	Cwts.	Cwts.	Cwts.	Cwts.	Cwts.					
United Kingdom (including Channel Islands)	565	1,531	1,756	3,029	6,756	29,962	37,244	36,256	96,149	1,07,585
Other British Possessions	704	288	164	11,487	157	7,777	2,506	5,009	4,290	2,213
TOTAL BRITISH EMPIRE	1,269	1,919	1,920	14,516	6,913	37,739	39,750	41,265	1,00,439	1,09,798
Germany	2,909	4,542	3,397	5,099	3,507	1,28,091	1,81,244	1,48,681	1,58,696	1,07,672
France	24	15	125	217	..	1,414	747	7,109	2,345
Italy (including Fiume)	54	121	7,620	1,470
Turkey, Asiatic	487	..	25	23,637	..	1,250
Iraq	980	1,246	988	1,202	1,863	36,900	49,622	48,047	67,520	80,225

†Transferred to coal tar dyes from 1931-32.

No. 10—continued

ARTICLES, AND COUNTRIES OF CONSIGNMENT; ALSO SHARE OF EACH PROVINCE	QUANTITY					VALUE				
	1930-31	1931-32	1932-33	1933-34	1934-35	1930-31	1931-32	1932-33	1933-34	1934-35
Dyeing and Tanning Substances— continued						R	R	R	R	R
<i>Other sorts (including lac- dye) (III. E)—continued</i>	Cwts.	Cwts.	Cwts.	Cwts.	Cwts.					
Sumatra	42	211	42	1,182	6,170	1,313
Iran	828	454	1,564	1,743	665	13,737	11,138	30,357	17,204	4,867
Egypt	289	110	40	91	..	12,200	5,035	2,400	4,764
United States of America— Via Atlantic Coast	87	46	410	582	702	1,144	2,331	20,150	19,405	23,035
„ Pacific „	60	..	54	256
Other Foreign Countries	195	206	177	307	472	5,202	4,585	7,683	10,078	12,279
TOTAL FOREIGN COUNTRIES.	5,144	6,968	7,140	9,093	7,723	1,92,860	2,63,753	2,85,050	2,82,347	2,47,163
Share of Bengal	138	301	333	12,473	2,890	6,238	19,624	33,111	55,064	71,087
„ Bombay	2,234	2,997	4,354	3,891	4,606	1,02,979	1,01,022	1,58,419	1,37,143	1,40,629
„ Sind	236	40	25	472	674	3,884	764	2,088	7,755	8,337
„ Madras	3,747	5,484	3,329	6,775	6,453	1,16,166	1,55,331	1,25,533	1,82,113	1,55,377
„ Burma	8	65	14	3	8	1,338	1,352	2,714	701	1,131
TOTAL	6,413	8,827	9,060	23,614	14,636	2,30,605	3,08,593	3,26,916	3,82,786	4,16,981
Total value of Dyeing and Tanning substances—										
United Kingdom (including Channel Islands)	—	—	—	—	—	16,63,260	25,31,430	33,45,181	31,09,972	34,45,690
Straits Settlements	—	—	—	—	—	8,04,259	6,90,284	6,78,685	4,72,461	4,68,379
Union of South Africa	—	—	—	—	—	13,97,320	12,89,688	11,63,223	13,97,944	12,85,813
Kenya Colony	—	—	—	—	—	..	12,179	2,111	741	55
Other British Possessions	—	—	—	—	—	10,211	7,792	7,239	1,054	2,014
TOTAL BRITISH EMPIRE	—	—	—	—	—	38,80,050	45,31,373	52,01,444	49,82,172	52,01,956
U. S. S. R.—										
Northern	—	—	—	—	—	16,138	1,79,473
Southern	—	—	—	—	—	1,63,963
Germany	—	—	—	—	—	1,61,06,169	1,71,36,230	1,37,16,861	1,38,79,490	1,91,70,501
Netherlands	—	—	—	—	—	67,907	68,712	1,31,992	1,12,498	89,165
Belgium	—	—	—	—	—	74,613	1,99,850	1,04,020	2,01,965	22,084
France	—	—	—	—	—	4,08,358	4,13,158	10,14,067	2,01,409	4,06,307
Spain	—	—	—	—	—	10,23,867	10,42,354	11,06,498	12,20,767	10,57,747
Portugal (including Azores and Madeira)	—	—	—	—	—	8,180	1,715	..
Switzerland	—	—	—	—	—	19,57,357	15,56,343	17,16,170	15,31,416	17,06,662
Italy (including Fiume)	—	—	—	—	—	8,33,528	5,27,836	7,94,054	3,19,798	3,53,672
Czechoslovakia	—	—	—	—	—	5,700	1,45,059	1,14,502
Iraq	—	—	—	—	—	35,990	49,622	48,047	67,520	89,225
Turkey, Asiatic	—	—	—	—	—	..	1,880	23,697	..	1,250
Iran	—	—	—	—	—	13,737	11,210	31,559	17,204	4,867
Sumatra	—	—	—	—	—	1,182	6,195	1,600	..	253
China (exclusive of Hongkong and Macao)	—	—	—	—	—	17,963	48,146	329	2,478	..
Japan	—	—	—	—	—	79,911	24,811	2,67,830	9,97,232	10,19,349
Egypt	—	—	—	—	—	..	12,200	5,890	2,400	4,764
Canary Islands	—	—	—	—	—	8,318	22,918	34,791	19,377	1,19,863

GENERAL IMPORTS

No. 10—continued

ARTICLES, AND COUNTRIES OF CONSIGNMENT; ALSO SHARE OF EACH PROVINCE	QUANTITY					VALUE				
	1980-81	1981-82	1982-88	1983-84	1984-85	1980-81	1981-82	1982-88	1983-84	1984-85
						R	R	R	R	R
Dyeing and Tanning Substances— concluded										
<i>Total value of Dyeing and Tanning substances— continued</i>										
United States of America—										
<i>Via Atlantic Coast . . .</i>	—	—	—	—	—	18,77,202	10,09,859	8,35,818	10,83,520	10,94,521
<i>„ Pacific „ . . .</i>	—	—	—	—	—	..	54	..	270	256
Other Foreign Countries . . .	—	—	—	—	—	6,008	2,498	7,028	7,781	10,754
TOTAL FOREIGN COUNTRIES	—	—	—	—	—	2,20,20,250	2,22,88,410	1,98,46,545	1,90,28,085	2,55,49,287
<i>Share of Bengal . . .</i>	—	—	—	—	—	29,73,375	20,62,942	25,00,029	23,28,415	25,04,097
<i>„ Bombay . . .</i>	—	—	—	—	—	1,65,66,312	1,35,24,744	1,66,12,805	1,04,95,041	8,12,60,661
<i>„ Sind . . .</i>	—	—	—	—	—	12,02,903	9,79,152	9,05,618	11,62,980	16,51,381
<i>„ Madras . . .</i>	—	—	—	—	—	48,55,352	49,93,727	48,04,512	44,26,560	51,83,476
<i>„ Burma . . .</i>	—	—	—	—	—	3,01,858	2,04,224	2,25,025	1,97,261	2,51,578
TOTAL . . .	—	—	—	—	—	2,59,00,300	2,67,64,789	2,50,47,989	2,46,10,257	3,07,51,193
Earthenware and Pottery— concluded										
<i>Earthenware—</i>										
Pipes of earthenware (III. H)—										
United Kingdom (including Channel Islands) . . .	1,927	271	568	877	751	19,650	3,974	5,497	4,865	3,105
Other British Possessions . . .	4	4	11	87
TOTAL BRITISH EMPIRE . . .	1,931	271	568	877	755	19,661	3,974	5,497	4,865	3,142
Belgium	1,936	404	102	783	343	9,165	1,818	390	8,280	1,379
Other Foreign Countries	31	..	82	101	15	441	..
TOTAL FOREIGN COUNTRIES . . .	1,936	435	102	865	343	9,165	1,914	405	8,730	1,379
<i>Share of Bengal . . .</i>	2	..	28	..	3	167	..	1,281	..	315
<i>„ Bombay . . .</i>	..	12	64	1	237	2,154	84	..
<i>„ Sind . . .</i>	521	99	..	25	..	3,139	535	..	1,098	2
<i>„ Madras . . .</i>	4	..	6	4	14	11	..	109	151	213
<i>„ Burma . . .</i>	3,340	695	577	1,712	1,081	25,509	5,116	2,388	7,262	3,986
TOTAL . . .	3,867	706	665	1,742	1,098	28,826	5,888	5,902	8,695	4,521
Sanitary ware (III. H)—										
United Kingdom (including Channel Islands) . . .	—	—	—	—	—	5,79,827	5,69,166	4,32,361	4,51,615	5,72,663
Other British Possessions . . .	—	—	—	—	—	435	15	1,908	158	..
TOTAL BRITISH EMPIRE . . .	—	—	—	—	—	5,80,262	5,69,181	4,34,269	4,51,773	5,72,663
Germany	—	—	—	—	—	85,473	89,789	69,030	98,001	80,139
Belgium	—	—	—	—	—	3,473	1,709	3,021	3,888	11,238
France	—	—	—	—	—	1,580	86,588	..	98	..
Czechoslovakia	—	—	—	—	—	10,746	2,234	360	1,248	162
Japan	—	—	—	—	—	..	294	4,086	23,613	38,147
United States of America— <i>Via Atlantic Coast . . .</i>	—	—	—	—	—	16,297	..	1,076	490	1,100
Other Foreign Countries . . .	—	—	—	—	—	5,488	5,673	2,828	1,372	9,048
TOTAL FOREIGN COUNTRIES . . .	—	—	—	—	—	78,057	1,36,287	80,351	1,28,660	1,39,864
<i>Share of Bengal . . .</i>	—	—	—	—	—	1,40,008	1,47,240	94,371	1,38,438	1,72,178
<i>„ Bombay . . .</i>	—	—	—	—	—	3,34,614	2,80,138	2,39,634	2,67,486	3,13,561
<i>„ Sind . . .</i>	—	—	—	—	—	70,676	1,51,933	73,134	81,306	1,10,116
<i>„ Madras . . .</i>	—	—	—	—	—	49,037	47,294	60,032	59,009	78,859
<i>„ Burma . . .</i>	—	—	—	—	—	68,934	68,753	46,949	34,124	37,813
TOTAL . . .	—	—	—	—	—	6,58,319	7,05,468	5,14,620	5,80,438	7,12,527

No. 10—continued

ARTICLES, AND COUNTRIES OF CONSIGNMENT; ALSO SHARE OF EACH PROVINCE	QUANTITY					VALUE				
	1980-81	1981-82	1982-83	1983-84	1984-85	1980-81	1981-82	1982-83	1983-84	1984-85
						R	R	R	R	R
Earthenware and Porcelain—continued										
Earthenware—continued										
Other kinds (III H)—										
United Kingdom (including Channel Islands)	—	—	—	—	—	9,79,277	7,26,865	8,81,485	6,51,608	6,80,894
Ceylon (excluding Maldives)	—	—	—	—	—	6,521	1,981	2,822	5,250	844
Straits Settlements	—	—	—	—	—	88,588	26,927	83,071	21,108	10,867
Hongkong	—	—	—	—	—	59,881	88,272	87,791	88,868	24,264
Other British Possessions	—	—	—	—	—	585	786	877	202	591
TOTAL BRITISH EMPIRE	—	—	—	—	—	10,70,247	7,89,781	7,55,048	7,12,036	7,16,060
Germany	—	—	—	—	—	1,40,133	1,01,981	69,781	76,110	68,541
Netherlands	—	—	—	—	—	95,147	46,908	6,995	21,872	10,844
Belgium	—	—	—	—	—	1,05,828	36,886	50,313	41,251	16,372
France	—	—	—	—	—	12,625	38,043	9,539	11,879	5,405
Italy (including Fiume)	—	—	—	—	—	35,085	22,408	1,707	2,101	18,134
Austria	—	—	—	—	—	4,525	9,286	3,040	4,925	5,375
Czechoslovakia	—	—	—	—	—	15,932	16,017	5,554	6,010	7,135
China (exclusive of Hongkong and Macao)	—	—	—	—	—	40,293	34,839	25,595	20,001	19,214
Japan	—	—	—	—	—	4,38,999	3,13,636	4,01,555	3,70,927	2,18,059
United States of America— Via Atlantic Coast	—	—	—	—	—	5,946	1,914	3,677	1,869	695
" Pacific "	—	—	—	—	—	1,217	188	1	—	800
Other Foreign Countries	—	—	—	—	—	1,976	2,801	1,447	1,658	1,831
TOTAL FOREIGN COUNTRIES	—	—	—	—	—	8,97,706	6,24,889	6,89,164	5,57,098	3,71,405
Share of Bengal	—	—	—	—	—	5,11,324	3,75,932	3,56,710	3,53,462	3,29,748
" Bombay	—	—	—	—	—	5,54,757	5,11,689	4,33,641	4,15,086	3,92,996
" Sind	—	—	—	—	—	67,128	71,290	32,519	21,676	21,044
" Madras	—	—	—	—	—	2,85,092	1,71,766	1,46,179	1,51,864	1,49,622
" Burma	—	—	—	—	—	5,08,599	2,33,563	4,80,181	3,37,146	1,94,058
TOTAL	—	—	—	—	—	19,76,953	14,14,170	14,44,210	12,69,134	10,86,865
Total value of Earthenware—										
United Kingdom (including Channel Islands)	—	—	—	—	—	15,78,754	13,00,005	11,19,343	11,08,038	12,56,182
Ceylon (excluding Maldives)	—	—	—	—	—	6,919	1,981	4,214	5,250	879
Straits Settlements	—	—	—	—	—	88,593	26,942	83,071	21,296	10,867
Hongkong	—	—	—	—	—	59,881	88,272	87,791	88,868	24,264
Other British Possessions	—	—	—	—	—	578	786	898	202	593
TOTAL BRITISH EMPIRE	—	—	—	—	—	16,79,170	13,62,986	11,94,812	11,68,674	12,92,765
Germany	—	—	—	—	—	1,75,006	1,01,871	1,58,761	1,74,552	1,48,680
Netherlands	—	—	—	—	—	96,718	47,527	8,128	21,872	10,844
Belgium	—	—	—	—	—	1,18,466	39,908	53,724	48,378	23,939
France	—	—	—	—	—	14,205	74,081	9,539	11,477	5,405
Italy (including Fiume)	—	—	—	—	—	35,346	22,712	3,063	2,148	21,768
Austria	—	—	—	—	—	8,158	18,018	3,040	6,255	6,949
Czechoslovakia	—	—	—	—	—	26,678	18,251	6,914	7,258	7,327
China (exclusive of Hongkong and Macao)	—	—	—	—	—	40,293	34,839	25,595	20,001	19,214
Japan	—	—	—	—	—	4,38,999	3,13,930	4,05,616	3,94,540	2,56,206
United States of America— Via Atlantic Coast	—	—	—	—	—	32,243	1,914	4,753	1,869	1,795
" Pacific "	—	—	—	—	—	1,217	188	1	—	800
Other Foreign Countries	—	—	—	—	—	1,999	2,801	1,726	1,658	3,676
TOTAL FOREIGN COUNTRIES	—	—	—	—	—	9,79,928	7,62,590	7,99,920	6,39,498	5,12,648

GENERAL IMPORTS

No. 10—continued

ARTICLES, AND COUNTRIES OF CONSIGNMENT; ALSO SHARE OF EACH PROVINCE	QUANTITY					VALUE				
	1930-31	1931-32	1932-33	1933-34	1934-35	1930-31	1931-32	1932-33	1933-34	1934-35
						R	R	R	R	R
Earthenware and Porcelain— continued										
Total value of Earthenware— continued						6,51,499	5,23,172	4,52,662	4,91,900	6,02,241
Share of Bengal	—	—	—	—	—	8,79,371	3,02,054	6,70,429	6,82,656	7,00,659
„ Bombay	—	—	—	—	—	1,31,003	2,23,803	1,05,653	1,03,980	1,31,160
„ Sind	—	—	—	—	—	3,34,190	2,19,060	2,06,380	2,11,024	2,28,609
„ Madras	—	—	—	—	—	6,63,035	3,57,437	5,29,468	3,65,602	2,36,754
„ Burma	—	—	—	—	—					
TOTAL	—	—	—	—	—	20,59,098	21,25,526	19,64,732	18,58,102	18,05,413
Porcelain—										
Electrical (III. H)—										
United Kingdom (including Channel Islands)	—	—	—	—	—	47,254	82,888	20,748	14,668	45,276
Other British Possessions	—	—	—	—	—	8	100	1,605
TOTAL BRITISH EMPIRE	—	—	—	—	—	47,262	82,988	20,748	14,668	46,971
Germany	—	—	—	—	—	73,506	65,459	64,106	21,599	38,944
Japan	—	—	—	—	—	35,534	26,800	40,036	23,547	30,219
Other Foreign Countries	—	—	—	—	—	2,680	2,380	2,950	65	1,088
TOTAL FOREIGN COUNTRIES	—	—	—	—	—	1,11,620	94,639	1,13,091	45,211	70,251
Share of Bengal	—	—	—	—	—	6,451	2,202	1,327	10,297	16,276
„ Bombay	—	—	—	—	—	1,20,280	75,341	77,842	29,891	49,351
„ Sind	—	—	—	—	—	17,015	37,765	39,791	13,981	37,472
„ Madras	—	—	—	—	—	2,648	1,498	9,778	1,958	11,434
„ Burma	—	—	—	—	—	12,488	10,821	5,501	3,752	8,687
TOTAL	—	—	—	—	—	1,58,882	1,27,627	1,34,739	59,879	1,23,222
Other kinds (III. H)—										
United Kingdom (including Channel Islands)	—	—	—	—	—	1,78,762	97,487	60,042	1,00,849	1,41,199
Straits Settlements	—	—	—	—	—	5,741	4,121	1,161	1,880	2,481
Hongkong	—	—	—	—	—	3,765	951	1,314	3,049	11,176
Other British Possessions	—	—	—	—	—	4,521	2,716	2,241	1,802	1,948
TOTAL BRITISH EMPIRE	—	—	—	—	—	1,87,789	1,05,275	60,758	1,07,580	1,56,804
Germany	—	—	—	—	—	87,713	65,891	61,330	30,514	20,800
Netherlands	—	—	—	—	—	10,843	10,349	..	5	2
Belgium	—	—	—	—	—	7,707	5,604	..	85	1,17
France	—	—	—	—	—	5,805	14,551	13,401	8,032	6,500
Italy (including Rome)	—	—	—	—	—	7,034	12,540	3,117	6	0,650
Czechoslovakia	—	—	—	—	—	27,757	12,220	6,446	32,860	25,400
China (exclusive of Hongkong and Macao)	—	—	—	—	—	1,888	20,280	1,037	2,051	1,340
Japan	—	—	—	—	—	16,56,831	13,88,031	20,16,012	21,76,675	22,59,840
United States of America—										
Via Atlantic Coast	—	—	—	—	—	1,043	410	60,585	35,978	1,080
„ Pacific „	—	—	—	—	—	2,467	654	..	72	511
Other Foreign Countries	—	—	—	—	—	1,782	1,497	3,790	3,024	3,871
TOTAL FOREIGN COUNTRIES	—	—	—	—	—	18,10,870	14,77,627	27,65,808	22,80,296	23,38,341

No. 10—continued

ARTICLES, AND COUNTRIES OF CONSIGNMENT; ALSO SHARE OF EACH PROVINCE	QUANTITY					VALUE				
	1930-31	1931-32	1932-33	1933-34	1934-35	1930-31	1931-32	1932-33	1933-34	1934-35
						₹	₹	₹	₹	₹
Earthenware and Porcelain —concluded										
PORCELAIN—contd.										
Other kinds (III. H)—contd.										
Share of Bengal	—	—	—	—	—	4,07,417	2,30,701	4,70,040	3,77,755	4,27,464
" Bombay	—	—	—	—	—	8,55,751	8,63,997	13,92,638	10,66,197	11,61,213
" Sind	—	—	—	—	—	2,53,090	2,27,463	2,82,131	3,83,403	3,39,297
" Madras	—	—	—	—	—	61,686	63,214	1,05,681	1,18,404	75,437
" Burma	—	—	—	—	—	4,20,315	1,97,527	6,08,076	4,51,117	4,91,742
TOTAL	—	—	—	—	—	19,98,159	15,82,902	28,56,566	23,96,876	24,95,153
Total value of Earthenware and Porcelain—										
United Kingdom (including Channel Islands)	—	—	—	—	—	17,99,770	14,30,380	12,26,133	12,23,605	14,42,637
Ceylon (excluding Maldives)	—	—	—	—	—	11,412	4,582	6,253	6,784	2,630
Straits Settlements	—	—	—	—	—	39,334	31,163	34,232	23,146	13,348
Hongkong	—	—	—	—	—	63,098	34,229	39,105	36,917	85,440
Other British Possessions	—	—	—	—	—	609	851	595	470	2,285
TOTAL BRITISH EMPIRE	—	—	—	—	—	19,14,221	15,01,199	13,06,318	12,90,922	14,66,540
Germany	—	—	—	—	—	3,36,825	3,23,221	2,84,197	2,26,665	2,17,430
Netherlands	—	—	—	—	—	1,07,556	57,876	8,188	21,377	10,368
Belgium	—	—	—	—	—	1,26,173	45,512	53,724	48,463	30,429
France	—	—	—	—	—	19,516	90,064	23,030	19,509	13,068
Italy (including Fiume)	—	—	—	—	—	42,399	36,252	6,180	2,148	28,410
Austria	—	—	—	—	—	9,230	13,685	3,043	9,015	10,809
Czechoslovakia	—	—	—	—	—	54,086	30,575	12,300	40,118	33,184
China (exclusive of Hong- kong and Macao)	—	—	—	—	—	42,181	55,119	26,776	22,052	20,554
Japan	—	—	—	—	—	21,31,364	16,74,361	31,58,563	25,94,762	25,52,266
United States of America—										
Vid Atlantic Coast	—	—	—	—	—	25,288	3,718	69,092	37,832	3,311
" Pacific "	—	—	—	—	—	3,684	842	1	72	815
Other Foreign Countries	—	—	—	—	—	2,705	3,681	5,565	1,982	5,605
TOTAL FOREIGN COUNTRIES.	—	—	—	—	—	29,01,018	23,34,956	36,40,719	30,23,995	29,27,248
Share of Bengal	—	—	—	—	—	10,65,367	7,56,075	9,24,729	8,79,959	5,44,984
" Bombay	—	—	—	—	—	18,68,402	17,41,392	21,40,909	17,78,744	19,17,125
" Sind	—	—	—	—	—	4,01,103	4,89,031	4,27,575	5,01,364	5,07,929
" Madras	—	—	—	—	—	3,98,424	2,83,772	3,21,779	3,31,386	3,15,370
" Burma	—	—	—	—	—	10,93,888	5,65,785	11,41,045	8,23,471	7,37,188
TOTAL	—	—	—	—	—	48,16,189	38,36,055	49,56,037	43,14,917	44,23,728
Electroplated ware (III. D)—										
United Kingdom (including Channel Islands)	—	—	—	—	—	3,31,888	2,83,908	1,93,555	2,58,296	2,12,443
Other British Possessions	—	—	—	—	—	2,426	2,828	2,770	1,349	771
TOTAL BRITISH EMPIRE	—	—	—	—	—	3,34,314	2,86,736	1,96,325	2,59,645	2,13,214
Germany	—	—	—	—	—	12,996	6,696	30,052	4,192	8,886
Italy (including Fiume)	—	—	—	—	—	9,692	910	1,203	76	1,051
Other Foreign Countries	—	—	—	—	—	8,523	5,501	4,876	6,870	8,121
TOTAL FOREIGN COUNTRIES.	—	—	—	—	—	31,211	13,106	35,691	11,138	18,058

GENERAL IMPORTS

(118)

No. 10—continued

ARTICLES AND COUNTRIES OF CONSIGNMENT; ALSO SHARE OF EACH PROVINCE	QUANTITY					VALUE				
	1930-31	1931-32	1932-33	1933-34	1934-35	1930-31	1931-32	1932-33	1933-34	1934-35
Electroplated ware (III. D)— continued						B	B	B	B	B
Share of Bengal	—	—	—	—	—	68,303	48,039	9,783	30,537	15,396
„ Bombay	—	—	—	—	—	1,74,917	1,79,452	1,76,897	1,28,422	1,67,400
„ Sind	—	—	—	—	—	62,179	36,539	10,230	21,247	24,052
„ Madras	—	—	—	—	—	46,026	16,222	14,679	11,694	14,836
„ Burma	—	—	—	—	—	29,101	26,524	21,057	12,923	19,622
TOTAL	—	—	—	—	—	3,65,525	2,99,842	2,32,016	2,70,783	2,31,272
Fireworks (III. U)—	Lbs.	Lbs.	Lbs.	Lbs.	Lbs.					
United Kingdom (including Channel Islands)	152,568	40,215	29,892	30,049	27,968	47,825	37,991	26,500	26,880	32,037
Straits Settlements	1,112	2,945	62,048	369,139	300,129	1,062	800	25,733	1,08,467	81,821
Hongkong	162,908	46,177	138,233	239,674	240,098	75,635	26,424	69,272	76,229	77,218
Other British Possessions	617	1,455	326	238	10	450	742	309	115	60
TOTAL BRITISH EMPIRE	317,205	91,792	250,999	639,100	508,200	1,24,972	66,017	1,11,814	2,11,681	1,90,636
Germany	229,691	217,822	251,322	143,922	299,041	2,54,750	1,52,993	2,52,581	1,05,213	1,52,360
France	22,194	2,744	14,550	21,069	24,752	31,222	4,755	17,081	23,314	31,506
Spain	6,412	1,870	2,294	7,134	27,250	7,511	1,842	1,892	7,755	25,380
Austria	46,280	19,622	2,422	722	..	18,560	5,760	1,398	435	..
Hungary	62,125	7,670	24,292	5,272
China (exclusive of Hongkong and Macao)	1,423,077	752,972	1,359,151	1,729,321	1,657,292	2,35,634	2,11,732	4,22,615	4,81,761	4,79,226
Japan	39,649	25,119	26,924	21,245	22,191	22,222	10,179	12,602	6,517	10,925
Other Foreign Countries	9,044	2,277	226	1,402	150	2,722	2,422	260	1,424	161
TOTAL FOREIGN COUNTRIES	1,939,528	1,026,117	1,762,579	1,925,427	2,046,676	6,99,696	2,95,012	7,09,920	6,26,419	6,92,722
Share of Bengal	141,439	157,076	122,542	122,179	222,877	1,06,024	1,06,941	1,16,641	70,331	72,221
„ Bombay	1,561,960	761,070	1,537,222	1,722,105	1,769,230	4,74,910	2,21,729	6,12,222	5,16,222	5,22,022
„ Sind	32,222	24,222	29,222	12,222	15,222	12,222	25,222	22,222	12,222	12,222
„ Madras	359,191	127,012	217,222	229,222	479,222	1,21,222	51,222	1,22,122	1,22,222	1,22,222
„ Burma	165,222	22,222	29,222	111,222	116,222	69,222	14,222	27,222	29,222	22,222
TOTAL	2,256,744	1,127,909	2,019,578	2,564,527	2,614,276	8,24,662	4,61,022	8,21,744	8,22,100	8,22,222
Fish (excluding canned fish)— Fish, dry, unskinned (I. A)—	Cwts.	Cwts.	Cwts.	Cwts.	Cwts.					
Ceylon (excluding Maldives)	962	1,200	267	242	622	9,222	16,222	12,040	6,222	4,999
Straits Settlements	164	129	215	222	272	7,222	6,205	7,272	10,222	14,222
Hongkong	997	722	544	292	261	54,222	26,279	16,571	16,222	14,007
Other British Possessions	744	672	16	27	61	2,590	2,175	765	729	2,611
TOTAL BRITISH EMPIRE	2,667	2,229	1,642	1,560	1,222	75,610	54,602	36,742	34,222	37,222
Mascat Territory and Tru- cial Oman	4,222	1,272	126	49	67	15,097	6,129	1,222	607	275
Iran	222	2,222	1,717	1,422	122	2,964	9,279	5,502	2,022	1,222
China (exclusive of Hongkong and Macao)	217	111	74	159	145	11,222	5,562	4,904	2,522	7,400
Japan	1,022	222	2	120	902	76,901	21,407	26	6,964	41,721
Other Foreign Countries	42	24	212	621	1,617	224	107	621	2,022	2,522
TOTAL FOREIGN COUNTRIES	6,447	4,722	2,142	2,401	2,916	1,07,701	42,642	12,222	21,222	55,551

No. 10—continued

ARTICLES, AND COUNTRIES OF CONSIGNMENT; ALSO SHARE OF EACH PROVINCE	QUANTITY					VALUE				
	1930-31	1931-32	1932-33	1933-34	1934-35	1930-31	1931-32	1932-33	1933-34	1934-35
<i>Fish (excluding canned fish)— continued</i>										
<i>Fish dry, unsalted (I. A)— continued</i>	Cwts.	Cwts.	Cwts.	Cwts.	Cwts.	Rs.	Rs.	Rs.	Rs.	Rs.
Share of Bengal	3	..	4	6	176	164	..	398	80	1,712
„ Bombay	343	2,167	197	45	76	4,990	10,420	1,684	934	1,361
„ Sind	7	21	71	206	9	168	532	1,026	476	146
„ Madras	6,989	4,062	2,749	2,731	2,251	27,035	24,727	16,980	11,247	8,498
„ Burma	2,472	1,422	333	974	1,737	1,60,955	61,566	29,113	42,898	81,176
TOTAL	9,314	7,672	3,784	3,961	4,249	1,83,311	97,250	49,099	55,634	92,798
<i>Fish, dry, salted (I. A)—</i>	Cwts.	Cwts.	Cwts.	Cwts.	Cwts.					
United Kingdom (including Channel Islands)	346	30	543	68	18	2,055	1,333	6,406	1,019	436
Straits Settlements	55,492	30,426	35,235	40,081	44,866	16,23,225	7,59,406	9,70,366	9,81,948	10,86,840
Other British Possessions	246	902	83	13	9	2,885	5,993	858	310	101
TOTAL BRITISH EMPIRE	56,084	31,358	35,861	40,162	44,893	16,23,165	7,66,732	8,78,130	9,83,276	10,87,427
Maskat Territory and Tru- cial Oman	16,360	26,303	17,341	472	843	2,31,189	1,78,792	1,43,682	3,388	5,764
Other Native States in Arabia	526	3,342	1,513	140	11	9,587	18,186	11,402	1,280	92
Iran	1,827	2,296	1,805	180	30	34,427	18,738	13,236	1,287	291
Other Foreign Countries	423	291	23	85	85	5,399	4,207	273	2,071	1,789
TOTAL FOREIGN COUNTRIES	19,136	32,232	20,682	877	969	2,80,602	2,14,928	1,68,543	8,026	7,936
Share of Bengal	69	269	160	137	15	1,768	4,410	2,015	1,514	164
„ Bombay	18,193	31,107	20,556	656	727	2,64,476	2,03,250	1,68,344	4,834	4,711
„ Sind	727	453	341	60	167	11,894	3,701	2,417	534	1,522
„ Madras	950	1,304	210	18	8	8,381	9,937	1,997	170	164
„ Burma	55,281	30,437	35,876	40,168	44,945	18,22,250	7,60,357	3,72,000	9,34,199	10,38,763
TOTAL	75,220	63,590	56,648	41,039	45,862	19,08,767	9,81,655	10,46,678	9,01,301	10,95,868
<i>Flahmans and Sharkfins (I. A)—</i>	Cwts.	Cwts.	Cwts.	Cwts.	Cwts.					
Bahrain Islands	241	207	68	27	39	8,349	5,188	794	129	153
Other British Possessions	31	23	13	16	33	4,000	2,543	2,346	2,136	7,904
TOTAL BRITISH EMPIRE	272	230	81	43	72	7,349	7,731	3,140	2,265	8,057
Maskat Territory and Tru- cial Oman	2,553	4,617	3,349	4,871	2,638	23,344	50,500	20,288	20,607	10,063
Other Native States in Arabia	518	3,043	2,994	1,202	2,138	6,132	81,576	18,601	4,106	7,206
Other Foreign Countries	256	216	347	11	87	3,102	3,688	2,745	81	2,988
TOTAL FOREIGN COUNTRIES	3,327	7,776	6,690	6,084	4,763	33,078	85,664	41,634	24,794	20,257
Share of Bengal	137	6,186
„ Bombay	3,670	7,965	6,766	6,111	4,730	36,447	90,999	42,333	24,923	18,918
„ Sind	1	..	2	15	..	39
„ Madras	7	4	143	90
„ Burma	21	16	19	16	14	3,217	2,405	2,369	2,138	2,720
TOTAL	3,699	8,010	6,770	6,127	4,885	40,427	93,404	44,776	27,061	28,914

ARTICLES, AND COUNTRIES OF CONSIGNMENT; ALSO SHARE OF EACH PROVINCE	QUANTITY					VALUE				
	1930-31	1931-32	1932-33	1933-34	1934-35	1930-31	1931-32	1932-33	1933-34	1934-35
<i>Fish (excluding canned fish)—continued</i>						R	R	R	R	R
<i>Fish, wet, salted (ngapi) (f. A)</i>	Cwts.	Cwts.	Cwts.	Cwts.	Cwts.					
United Kingdom (including Channel Islands)	3,104	..	111	401	3	27,436	..	361	2,131	100
Straits Settlements	10,986	5,287	8,734	4,538	7,700	91,425	32,664	52,287	25,366	51,908
Hongkong	467	343	387	533	469	3,882	2,478	2,600	5,046	5,508
Other British Possessions	18
TOTAL BRITISH EMPIRE	14,647	5,630	9,232	5,472	8,271	1,22,723	35,142	55,265	33,143	57,686
Maskat Territory and Trucial Oman	..	121	12,191	31,242	14,910	..	1,119	67,570	1,80,968	1,22,159
Other Native States in Arabia	2,684	11,814	15,944	15,456	74,010	1,23,105
Other Foreign Countries	112	25	83	337	267	623	196	645	2,324	1,686
TOTAL FOREIGN COUNTRIES	112	146	14,958	43,393	31,121	623	1,315	83,671	2,06,302	2,40,950
<i>Share of Bengal</i>	2	2	25	76	50
.. Bombay	10	..	14,045	40,603	26,805	40	..	75,195	2,43,326	2,08,659
.. Sind	..	126	428	348	439	5	1,179	3,287	2,823	8,360
.. Madras	595	2,820	3,819	2,538	21,951	29,455
.. Burma	14,749	5,650	9,124	5,092	8,327	1,23,476	35,378	54,917	31,269	58,112
TOTAL	14,759	5,776	24,190	48,865	39,392	1,23,546	36,457	1,38,937	2,90,445	3,04,636
<i>Fish other sorts (f. A)</i>	Cwts.	Cwts.	Cwts.	Cwts.	Cwts.					
United Kingdom (including Channel Islands)	1,787	2,015	1,278	2,344	2,077	1,20,286	1,01,218	77,183	1,22,776	1,28,424
Other British Possessions	1	131	36	82	31	111	3,256	1,512	3,727	1,863
TOTAL BRITISH EMPIRE	1,788	2,146	1,314	2,426	2,108	1,20,397	1,04,474	78,695	1,26,503	1,30,287
Japan	244	642	268	187	162	0,488	25,852	7,701	4,812	4,090
Other Foreign Countries	1	47	6	4	14	200	3,070	353	378	762
TOTAL FOREIGN COUNTRIES	245	689	274	191	176	0,688	28,922	8,054	5,185	4,852
<i>Share of Bengal</i>	1,328	1,728	678	1,182	962	82,016	66,786	28,008	51,041	54,640
.. Bombay	318	372	418	679	709	17,150	18,947	20,968	37,291	39,624
.. Sind	60	133	248	463	303	3,695	7,186	12,482	22,591	15,781
.. Madras	57	298	14	13	..	4,762	15,341	806	737	..
.. Burma	270	304	330	280	310	23,057	35,137	24,485	20,028	25,094
TOTAL	2,088	2,835	1,588	2,617	2,284	1,30,080	1,33,396	86,740	1,31,688	1,35,139
<i>Total fish (excluding canned fish)</i>	Cwts.	Cwts.	Cwts.	Cwts.	Cwts.					
United Kingdom (including Channel Islands)	5,575	2,065	1,936	2,822	2,163	1,51,085	1,03,070	84,363	1,26,348	1,33,130
Aden and Dependencies	611	1,058	50	3,435	5,557	320
Bahrain Islands	247	225	78	27	43	3,444	5,289	1,185	132	109
Ceylon (excluding Maldives)	1,088	1,876	901	852	649	10,916	21,170	12,847	6,309	5,478
Straits Settlements	66,047	35,845	44,288	44,903	53,039	17,22,757	7,08,481	9,30,672	10,18,060	11,53,722
Hongkong	1,487	1,151	944	946	744	62,469	33,298	21,508	24,672	28,091
Other British Possessions	8	23	32	113	89	188	1,326	1,186	3,948	5,070
TOTAL BRITISH EMPIRE	75,658	42,268	48,229	49,603	56,727	19,54,244	9,68,091	10,51,081	11,70,508	13,20,690

No. 10—continued

ARTICLES, AND COUNTRIES OF CONSIGNMENT; ALSO SHARE OF EACH PROVINCE	QUANTITY					VALUE				
	1930-31	1931-32	1932-33	1933-34	1934-35	1930-31	1931-32	1932-33	1933-34	1934-35
Fish (excluding canned fish)— concluded						R	R	R	R	R
Total Fish (excluding canned fish)—continued	Cwts.	Cwts.	Cwts.	Cwts.	Cwts.					
Maskat Territory and Trucial Oman	23,136	32,316	33,017	36,634	18,358	2,70,130	2,31,550	2,32,778	2,14,570	1,38,861
Other Native States in Arabia	1,081	6,401	7,101	13,787	18,717	16,874	49,831	45,459	81,480	1,32,557
Iran	2,720	5,194	3,522	1,928	440	39,168	28,532	18,743	6,364	4,254
China (exclusive of Hongkong and Macao)	278	134	80	170	175	11,937	5,824	5,016	8,704	7,702
Japan	1,370	1,055	234	329	1,234	86,971	47,689	7,874	12,008	49,619
Other Foreign Countries	682	525	652	98	1,021	7,807	10,046	4,383	2,485	3,063
TOTAL FOREIGN COUNTRIES	20,267	45,625	44,746	52,946	30,946	4,31,887	3,73,471	3,14,253	3,25,561	3,30,146
Share of Bengal	1,400	1,997	742	1,326	1,292	83,961	71,196	30,319	52,711	62,748
" <i>Bombay</i>	22,934	41,641	41,902	48,094	33,047	3,23,112	3,23,616	3,11,479	3,11,308	2,73,173
" <i>Sind</i>	795	733	1,088	1,077	918	16,777	12,603	19,211	26,473	25,869
" <i>Madras</i>	7,003	5,664	3,568	5,582	6,082	39,726	50,005	22,321	34,105	38,191
" <i>Burma</i>	72,793	37,845	46,675	46,530	55,333	19,23,555	8,84,742	9,62,874	10,80,532	12,56,864
TOTAL	104,925	87,883	92,975	102,609	90,672	23,66,131	13,42,162	13,66,234	15,05,129	16,56,845
Fodder, Bran, and Pollards (excluding oil-cake) (II. C)	Cwts.	Cwts.	Cwts.	Cwts.	Cwts.					
United Kingdom (including Channel Islands)	1,326	354	10,406	3,950
Union of South Africa	1,510	24	6,654	60
Commonwealth of Australia	49,249	50,188	31,048	14,665	37,335	1,95,011	1,60,476	1,20,588	56,839	1,30,047
Other British Possessions	374	870	744	56	3	2,836	3,268	3,379	434	14
TOTAL BRITISH EMPIRE	51,833	51,058	31,792	16,047	37,716	2,04,501	1,63,743	1,23,967	67,679	1,34,671
TOTAL FOREIGN COUNTRIES	47	76	4	115	23	208	356	30	641	61
Share of Bengal	31,985	22,993	20,226	1,723	18,166	1,23,378	68,613	78,262	7,407	72,343
" <i>Bombay</i>	19,337	26,592	10,375	13,422	18,514	70,632	86,388	38,141	64,020	57,567
" <i>Sind</i>	1	..	5	3	5	295	..
" <i>Madras</i>	931	1,221	794	716	555	7,967	7,165	6,377	4,972	3,653
" <i>Burma</i>	627	417	401	290	505	3,642	1,940	2,272	1,626	1,269
TOTAL	51,880	51,134	31,796	16,162	37,739	2,04,709	1,64,099	1,23,997	68,320	1,34,732
Fruits and Vegetables— Fresh Fruits and Vegetables—										
Fresh fruits—	No.	No.	No.	No.	No.					
Coconuts (I. B)—										
Maldives	2,141,100	2,195,360	1,238,000	1,858,360	2,102,040	68,232	41,849	32,200	51,673	34,076
Ceylon (excluding Maldives)	406,798	2,657,305	7,082,805	2,319,302	7,527,308	10,822	1,09,638	2,71,898	65,539	2,23,369
Straits Settlements	7,287,214	6,836,353	9,013,447	9,513,902	9,325,801	6,99,306	4,76,816	5,76,558	5,41,213	4,37,273
Other British Possessions	381	660	48	130	..	23	49	5	5	..
TOTAL BRITISH EMPIRE	9,835,443	11,689,668	17,384,300	13,691,774	19,015,149	7,87,443	6,27,352	8,89,661	6,58,430	6,04,728

GENERAL IMPORTS

No. 10—continued

ARTICLES, AND COUNTRIES OF CONSIGNMENT; ALSO SHARE OF EACH PROVINCE	QUANTITY					VALUE				
	1930-31	1931-32	1932-33	1933-34	1934-35	1930-31	1931-32	1932-33	1933-34	1934-35
Fruits and Vegetables—continued						R	R	R	R	R
Fresh fruits and Vegetables—continued	No.	No.	No.	No.	No.					
Fresh fruits—continued										
Coconuts (I. B.)—contd.										
Slam	58,000	1,600	450	500	..	5,840	168	47	82	..
Other Foreign Countries	53	23	24	..	300	7	2	1	..	10
TOTAL FOREIGN COUNTRIES.	58,053	1,623	474	500	300	5,847	170	48	82	10
Share of Bengal	2,096,650	2,166,060	1,388,000	1,840,750	2,157,240	57,766	43,569	32,300	51,541	34,038
„ <i>Bombay</i>	238	7,293	79	3,940	910,087	20	455	6	124	30,503
„ <i>Sind</i>	300	3,290	7,700	130	100	21	131	246	6	6
„ <i>Madras</i>	451,221	2,071,140	7,075,005	2,334,192	6,625,571	20,303	1,05,992	2,71,649	65,566	1,83,073
„ <i>Burma</i>	7,345,087	6,843,607	9,013,997	9,514,262	9,322,451	7,05,170	4,76,375	5,76,408	5,41,228	4,37,113
TOTAL	9,893,496	11,691,290	17,384,774	13,692,274	19,015,440	7,98,290	6,27,522	8,80,709	6,58,462	6,94,783
Others (I. B.)—										
United Kingdom (including Channel Islands)	—	—	—	—	—	76,045	51,005	36,368	18,382	20,767
Palestine	—	—	—	—	—	24,208	24,106	34,807	18,069	19,323
Ceylon (excluding Maldives)	—	—	—	—	—	1,34,643	92,537	93,412	89,782	82,356
Straits Settlements	—	—	—	—	—	99,023	58,363	88,751	47,703	42,434
Hongkong	—	—	—	—	—	4,344	9,658	1,293	2,647	4,850
Union of South Africa	—	—	—	—	—	29,796	27,949	30,552	39,859	56,870
Commonwealth of Australia	—	—	—	—	—	11,771	21,148	41,335	51,607	75,042
Other British Possessions	—	—	—	—	—	2,593	2,345	7,346	4,990	2,715
TOTAL BRITISH EMPIRE	—	—	—	—	—	3,62,483	2,37,111	3,32,804	2,73,039	3,04,757
France	—	—	—	—	—	22,515	14,230	19,649	12,457	9,057
Spain	—	—	—	—	—	7,363	7,558	635	936	761
Italy (including Fiume)	—	—	—	—	—	3,371	1,629	1,432	6,732	7,001
Mascat Territory and Trucial Oman	—	—	—	—	—	41,485	34,414	21,077	15,734	24,450
China (exclusive of Hongkong and Macao)	—	—	—	—	—	8,857	11,617	15,363	14,167	13,195
Japan	—	—	—	—	—	32,169	48,042	1,68,464	2,23,721	1,72,354
Egypt	—	—	—	—	—	14,883	18,328	15,718	13,398	13,215
Portuguese East Africa	—	—	—	—	—	841	7,923	9,105	3,014	1,679
United States of America—Vid Atlantic Coast	—	—	—	—	—	27,984	1,14,124	1,47,620	67,857	88,683
„ <i>Pacific</i> „	—	—	—	—	—	2,46,991	3,80,546	3,23,168	2,25,421	4,64,628
Other Foreign Countries	—	—	—	—	—	3,325	3,701	4,974	3,392	9,685
TOTAL FOREIGN COUNTRIES.	—	—	—	—	—	4,10,234	6,42,112	6,52,205	5,86,881	8,04,698
Share of Bengal	—	—	—	—	—	2,20,021	3,20,554	3,15,299	2,43,433	3,57,380
„ <i>Bombay</i>	—	—	—	—	—	1,44,695	1,53,358	2,72,389	2,52,388	2,97,495
„ <i>Sind</i>	—	—	—	—	—	3,390	3,039	6,851	5,715	6,391
„ <i>Madras</i>	—	—	—	—	—	1,33,092	1,16,329	1,06,014	1,16,981	1,67,401
„ <i>Burma</i>	—	—	—	—	—	2,91,613	3,36,143	2,73,016	2,35,905	2,80,788
TOTAL	—	—	—	—	—	7,92,717	9,29,239	9,85,069	8,59,920	11,09,455
Fresh vegetables of all kinds (I. B.)—										
Malta and Gozo	—	—	—	—	—	23,844
Ceylon (excluding Maldives)	—	—	—	—	—	5,616	2,386	1,347	4,190	4,075
Straits Settlements	—	—	—	—	—	2,222	5,640	5,644	4,540	3,351
Hongkong	—	—	—	—	—	5,560	6,017	3,735	2,395	1,850
Kenya Colony	—	—	—	—	—	63,241	82,799	1,14,708	36,042	55,836
Other British Possessions	—	—	—	—	—	3,837	1,220	1,698	1,678	3,426
TOTAL BRITISH EMPIRE	—	—	—	—	—	81,501	93,071	1,27,130	48,845	91,882

No. 10—continued

ARTICLES, AND COUNTRIES OF CONSIGNMENT; ALSO SHARE OF EACH PROVINCE	QUANTITY					VALUE				
	1930-31	1931-32	1932-33	1933-34	1934-35	1930-31	1931-32	1932-33	1933-34	1934-35
Fruits and Vegetables—continued						R	R	R	R	R
Fresh Fruits and Vegetables—continued										
Fresh vegetables of all kinds (L. B)—contd.										
Italy (including Fiume)	—	—	—	—	—	13,15,751	9,57,251	12,24,113	11,66,615	11,31,390
Austria	—	—	—	—	—	16,612	568	200
Japan	—	—	—	—	—	..	108	18	..	1,95,001
Egypt	—	—	—	—	—	65,931	49,994	..	91,050	5,261
Other Foreign Countries	—	—	—	—	—	859	505	304	992	324
TOTAL FOREIGN COUNTRIES.	—	—	—	—	—	13,99,153	10,08,426	12,24,635	12,58,657	13,32,005
Share of Bengal	—	—	—	—	—	1,309	133	45	3,504	332
" Bombay	—	—	—	—	—	20,00,477	7,61,945	10,08,490	7,71,773	20,54,607
" Sind	—	—	—	—	—	3,93,994	2,86,138	3,28,449	4,32,494	3,51,471
" Madras	—	—	—	—	—	6,626	3,769	5,092	4,177	3,914
" Burma	—	—	—	—	—	72,748	55,612	9,889	95,855	13,513
TOTAL	—	—	—	—	—	14,80,654	11,06,497	13,51,765	13,07,502	14,23,887
Total value of Fresh Fruits and Vegetables—										
United Kingdom (including Channel Islands)	—	—	—	—	—	79,661	52,021	33,719	18,318	21,457
Malta and Gozo	—	—	—	—	—	23,844
Palestine	—	—	—	—	—	24,268	24,106	34,307	13,009	19,323
Maldives	—	—	—	—	—	68,332	41,849	32,200	51,673	34,076
Ceylon (excluding Maldives)	—	—	—	—	—	1,61,081	2,04,561	3,66,657	1,59,511	3,09,800
Straits Settlements	—	—	—	—	—	8,00,627	5,39,319	6,70,953	5,93,456	4,33,063
Hongkong	—	—	—	—	—	9,913	15,675	5,023	5,042	5,700
Union of South Africa	—	—	—	—	—	29,796	23,150	30,793	40,186	57,376
Kenya Colony	—	—	—	—	—	64,794	83,257	1,15,966	37,521	57,507
Commonwealth of Australia	—	—	—	—	—	11,993	21,150	41,335	51,643	75,972
Other British Possessions	—	—	—	—	—	1,062	1,946	7,162	4,300	2,744
TOTAL BRITISH EMPIRE	—	—	—	—	—	12,51,427	10,12,534	13,40,655	9,80,314	10,91,362
France	—	—	—	—	—	22,526	14,230	19,649	12,457	9,057
Spain	—	—	—	—	—	7,393	7,558	635	938	751
Italy (including Fiume)	—	—	—	—	—	13,19,122	9,58,880	12,25,545	11,73,307	11,38,400
Austria	—	—	—	—	—	16,612	575	3,793	59	..
Mascat Territory and Trucial Oman	—	—	—	—	—	41,435	34,414	21,079	15,739	24,450
Siam	—	—	—	—	—	5,903	210	112	67	43
China (exclusive of Hongkong and Macao)	—	—	—	—	—	8,970	11,655	15,406	14,943	13,317
Japan	—	—	—	—	—	23,160	43,151	1,88,462	2,23,721	3,67,355
Egypt	—	—	—	—	—	30,314	63,322	15,713	1,04,443	18,496
Portuguese East Africa	—	—	—	—	—	341	7,923	9,105	3,014	1,679
United States of America—										
Via Atlantic Coast	—	—	—	—	—	27,934	1,14,124	1,47,020	67,357	88,763
" Pacific "	—	—	—	—	—	2,47,133	3,30,336	2,33,351	2,25,546	4,64,623
Other Foreign Countries	—	—	—	—	—	3,326	3,730	1,336	3,334	6,724
TOTAL FOREIGN COUNTRIES.	—	—	—	—	—	19,15,234	16,50,703	18,75,868	13,45,570	21,36,713

GENERAL IMPORTS

No. 10—continued

ARTICLES, AND COUNTRIES OF CONSIGNMENT; ALSO SHARE OF EACH PROVINCE	QUANTITY					VALUE				
	1930-31	1931-32	1932-33	1933-34	1934-35	1930-31	1931-32	1932-33	1933-34	1934-35
Fruits and Vegetables—continued						R	R	R	R	R
<i>Fresh Fruits and Vegetables—concluded</i>										
<i>Total value of Fresh Fruits and Vegetables—continued</i>										
Share of Bengal	—	—	—	—	—	2,99,596	3,62,556	3,47,544	3,03,478	3,01,800
„ Bombay	—	—	—	—	—	11,45,302	9,25,768	12,87,380	10,24,732	13,87,005
„ Sind	—	—	—	—	—	4,02,405	2,89,308	3,35,546	4,38,314	3,57,368
„ Madras	—	—	—	—	—	1,60,027	2,27,590	3,82,755	1,86,724	3,59,388
„ Burma	—	—	—	—	—	10,69,431	8,63,030	8,64,313	8,72,686	7,31,414
TOTAL	—	—	—	—	—	30,66,601	26,63,242	32,17,543	28,25,884	32,28,075
Fruits and Vegetables; dried, salted, or preserved, not being canned or bottled—	Tons	Tons	Tons	Tons	Tons					
Almonds (I. B)—										
United Kingdom (including Channel Islands)	9	7	5	5	4	10,714	18,936	12,087	13,860	9,473
Cyprus	43	439	14,675	1,62,349
Aden and Dependencies	7	13	3	15	18	7,121	11,859	8,014	16,987	11,487
Other British Possessions	2	2	1	1	3,182	2,642	3,947	2,117	2,042
TOTAL BRITISH EMPIRE	16	22	10	64	457	30,017	34,487	19,648	47,639	1,85,351
U. S. S. E.—										
Southern	9	14,220
Belgium	10	5,670
France	193	468	276	163	252	1,17,237	2,45,426	1,54,102	1,02,692	1,25,417
Spain	310	725	632	382	715	2,07,824	3,77,049	3,35,802	1,95,016	3,64,818
Italy (including Fiume)	2,576	829	879	1,591	1,403	14,50,321	5,13,850	5,38,552	8,42,362	6,58,374
Greece (including Crete)	59	37	339	240	87	42,750	15,410	1,96,160	1,36,679	58,531
Syria	100	10	..	52,523	3,807
Turkey Asiatic	274	96,293
Turkey European	10	98	3,308	35,360
Mascat Territory and Trucial Oman	1	6	421	7,861	8	182	..
Iraq	299	22	14	12	91	4,71,295	29,763	12,776	4,514	17,649
Iran	823	908	727	757	950	8,80,350	8,33,281	5,53,857	3,84,359	4,66,677
Egypt	66	10	12	62	17	32,791	5,580	5,450	22,984
United States of America—										
Via Atlantic	20	14	9,769
„ Pacific	101	167	182
Other Foreign Countries	10	1	..	2	80	3,365	1,600	..	512
TOTAL FOREIGN COUNTRIES	4,275	3,181	2,878	3,167	3,962	31,84,479	21,16,959	17,97,533	16,74,749	18,54,878
Share of Bengal	392	331	306	224	262	2,47,320	1,83,346	1,69,418	1,38,221	1,38,195
„ Bombay	3,816	2,836	2,559	2,978	3,993	23,93,925	19,22,662	19,26,868	15,58,233	18,34,970
„ Sind	74	28	17	19	163	51,662	18,953	5,263	4,440	42,623
„ Madras	9	7	6	9	10	18,203	17,301	12,970	18,953	20,939
„ Burma	1	..	1	1	3,381	3,165	2,662	2,546	2,927
TOTAL	4,291	3,203	2,888	3,231	4,410	32,14,496	21,51,426	18,17,181	17,22,388	20,30,724
Currants and raisins (I. B)—	Tons	Tons	Tons	Tons	Tons					
United Kingdom (including Channel Islands)	7	10	7	15	16	9,423	11,276	9,280	12,095	9,843
Cyprus	78	3	13,881	672
Straits Settlements	15	2	8,637	1,191	27	45	11
Commonwealth of Australia	16	28	18	34	64	9,014	15,671	12,658	17,323	25,478
Other British Possessions	2	1	1	5	2	1,577	1,637	1,232	1,523	1,010
TOTAL BRITISH EMPIRE	40	41	26	132	85	23,600	29,824	23,147	44,867	37,014

No. 10—continued

ARTICLES, AND COUNTRIES OF CONSIGNMENT; ALSO SHARE OF EACH PROVINCE	QUANTITY					VALUE				
	1930-31	1931-32	1932-33	1933-34	1934-35	1930-31	1931-32	1932-33	1933-34	1934-35
Fruits and Vegetables—continued						R	R	R	R	R
<i>Fruits and Vegetables; dried, salted, or preserved, not being canned or bottled—continued</i>										
Currents and raisins (I. B)— continued	Tons	Tons	Tons	Tons	Tons					
Italy	9	5	5	4	13	2,337	2,469	2,302	1,916	5,046
Greece (including Crete)	50	36	92	25	11	21,962	20,618	15,782	12,606	5,404
Iraq	27	22	2	87	184	11,111	2,568	550	21,696	20,446
Iran	994	999	516	638	716	2,32,922	2,19,002	1,08,575	61,386	96,332
United States of America— Via Atlantic Coast	1	9	..	192	345	1,134	1,890	276
„ Pacific „	5	10	4	3	8	2,579	8,239	3,488	2,642	4,837
Other Foreign Countries	13	4	17	17	9	8,530	3,922	6,307	8,909	5,371
TOTAL FOREIGN COUNTRIES.	1,098	1,076	577	783	940	2,80,133	2,57,223	1,33,228	1,41,045	1,37,762
Share of Bengal	25	15	26	25	22	13,895	9,279	14,033	12,959	12,817
„ Bombay	992	1,025	540	851	931	2,50,265	2,45,533	1,21,526	1,53,040	1,36,664
„ Sind	34	50	24	21	42	30,022	9,166	5,574	6,334	8,821
„ Madras	13	12	12	12	13	7,945	10,342	10,149	7,483	10,345
„ Burma	24	15	1	6	12	16,612	12,327	4,440	5,591	6,069
TOTAL	1,138	1,117	603	915	1,025	3,08,739	2,87,047	1,56,375	1,85,412	1,74,776
Dates (I. B)—	Tons	Tons	Tons	Tons	Tons					
United Kingdom (including Channel Islands)	7	..	1	51	30	1,414	817	324	5,194
Bahrain Islands	756	1,030	1,680	1,024	1,656	1,36,022	1,58,533	2,39,099	1,01,140	1,08,453
Ceylon (excluding Maldives)	45	18	1	51	..	5,409	2,876	235	6,490	88
Other British Possessions	22	19	29	41	49	5,778	3,282	5,580	5,757	8,140
TOTAL BRITISH EMPIRE	823	1,071	1,710	1,117	1,756	1,47,248	1,66,105	2,45,731	1,13,717	1,31,875
Turkey, Asiatic	14	11	37	1,278	857	1,480	1,758	3,641	77,692	38,078
Muscat Territory and Trucial Oman	6,063	8,311	7,138	7,909	9,002	14,08,790	16,39,771	12,96,856	10,01,902	11,12,980
Other Native States in Arabia	182	170	43	1,189	1,757	31,627	30,600	7,926	1,30,284	1,84,715
Iraq	45,221	41,451	37,345	25,715	46,823	44,79,475	40,18,517	32,59,569	20,23,037	36,20,529
Iran	3,204	3,435	1,821	1,819	2,328	4,32,662	4,92,942	2,27,397	1,55,635	1,80,176
Java	55	8,195
Other Foreign Countries	38	30	41	18	8	5,454	4,623	6,823	3,300	1,545
TOTAL FOREIGN COUNTRIES.	54,722	53,513	46,425	37,928	60,775	63,49,488	61,91,406	48,02,332	34,81,940	51,38,020
Share of Bengal	870	1,003	878	518	921	2,47,639	1,34,534	1,07,535	68,865	1,14,619
„ Bombay	34,065	31,905	26,888	22,043	38,549	45,07,795	44,99,760	33,98,032	24,43,520	37,32,858
„ Sind	18,130	19,069	17,997	14,661	30,897	15,44,580	14,59,723	13,55,198	9,39,060	13,24,912
„ Madras	2,635	2,607	2,315	1,910	2,140	2,22,787	2,32,471	2,20,735	1,40,360	1,39,461
„ Burma	45	3	45	15	24	6,676	1,023	6,463	3,166	8,026
TOTAL	55,545	54,587	48,135	39,045	62,531	64,96,736	63,57,511	50,47,963	35,95,657	53,19,904

GENERAL IMPORTS

(126)

No. 10—continued

ARTICLES, AND COUNTRIES OF CONSIGNMENT; ALSO SHARE OF EACH PROVINCE	QUANTITY					VALUE				
	1930-31	1931-32	1932-33	1933-34	1934-35	1930-31	1931-32	1932-33	1933-34	1934-35
	Tons	Tons	Tons	Tons	Tons	R	R	R	R	R
Fruits and Vegetables—continued										
<i>Fruits and Vegetables dried, salted, or preserved, not being canned or bottled—continued</i>										
Other sorts (I. B)—										
United Kingdom (including Channel Islands)	18	39	15	18	21	25,114	34,885	17,070	20,444	19,493
Ceylon (excluding Maldives)	147	148	49	23	23	17,645	22,964	8,425	4,685	4,669
Straits Settlements	527	497	1,242	801	237	1,04,652	1,03,692	1,88,508	1,36,418	59,368
Hongkong	468	352	403	334	381	3,20,487	1,48,127	1,47,225	1,32,387	1,60,000
Union of South Africa	1	858	350	160	27	50	97,727
Kenya Colony	273	433	353	102	1,191	26,182	46,561	24,385	7,570	1,27,683
Commonwealth of Australia	20	13	8	13	18	11,004	9,288	7,049	11,802	8,196
Other British Possessions	..	12	1	49	60	1,226	2,858	18,547	3,214	7,100
TOTAL BRITISH EMPIRE	1,452	1,494	2,071	1,340	2,784	5,06,669	3,69,735	4,11,237	3,16,356	4,84,236
Netherlands	76	2	7,269	..	1	73	487
France	8	1	6	8	8	3,085	3,062	6,022	13,536	13,784
Italy (including Fiume)	176	393	792	57	61	56,946	1,64,267	1,51,280	16,895	20,676
Greece (including Crete)	289	251	673	305	442	1,09,738	98,987	2,09,454	1,09,335	1,32,054
Maskat Territory and Trucial Oman	15	18	12	15	15	5,566	6,377	3,534	3,702	2,534
Iraq	11	2	27	1	1	10,332	2,968	2,690	448	355
Iran	236	182	115	41	88	3,15,525	1,37,583	66,238	24,604	65,427
China (exclusive of Hongkong and Macao)	215	61	74	84	84	32,087	10,374	15,584	19,681	20,685
Japan	8	6	4	63	5	7,055	2,362	896	5,291	6,027
Egypt	10	160	73	32	8	3,441	42,917	14,610	11,848	2,540
Portuguese East Africa	5,891	3,467	5,132	12,138	12,608	6,39,943	10,88,801	5,20,746	11,55,440	14,66,937
United States of America— Fid Atlantic Coast	20	8	7	1	4	13,991	7,085	6,053	988	3,578
„ Pacific „	57	41	4	2	8	53,015	39,664	3,354	2,006	7,346
Other Foreign Countries	4	10	13	1	24	2,491	7,315	5,817	2,149	9,583
TOTAL FOREIGN COUNTRIES	9,973	10,100	9,932	12,748	13,408	12,05,484	16,18,212	10,06,279	13,67,936	17,52,012
Share of Bengal	48	23	43	91	22	50,134	24,353	25,411	32,530	16,065
„ Bombay	6,334	9,363	4,329	5,240	3,490	11,06,394	15,21,492	7,70,217	6,32,623	6,66,119
„ Sind	95	103	116	43	21	62,535	37,757	21,376	3,935	10,767
„ Madras	739	737	2,333	7,597	11,987	1,18,235	1,43,606	2,06,823	7,33,374	13,99,566
„ Burma	719	363	1,373	1,117	672	4,34,325	2,60,239	3,43,134	2,76,275	2,43,751
TOTAL	8,425	11,594	9,008	14,088	16,192	17,72,153	19,87,947	14,17,516	16,84,342	22,36,248
Total Fruits and Vegetables dried, salted, or preserved, not being canned or bottled—										
United Kingdom (including Channel Islands)	32	63	27	39	92	54,295	66,510	39,304	46,723	44,003
Cyprus	121	442	28,056	1,63,021
Aden and Dependencies	8	26	11	41	20	7,241	14,394	4,220	18,937	13,479
Bahrain Islands	756	1,030	1,680	1,024	1,656	1,36,042	1,58,568	2,39,104	1,01,141	1,68,458
Ceylon (excluding Maldives)	194	166	50	74	23	23,325	26,933	8,673	11,149	4,304
Straits Settlements	542	508	1,252	804	200	1,13,738	1,06,452	1,91,964	1,37,167	62,557
Hongkong	473	357	416	347	397	3,27,614	1,53,203	1,52,477	1,38,010	1,66,309
Union of South Africa	1	858	359	160	27	80	97,727
Kenya Colony	273	433	353	102	1,191	26,182	46,566	24,404	7,576	1,27,683

No. 10—continued

ARTICLES, AND COUNTRIES OF CONSIGNMENT; ALSO SHARE OF EACH PROVINCE	QUANTITY					VALUE				
	1930-31	1931-32	1932-33	1933-34	1934-35	1930-31	1931-32	1932-33	1933-34	1934-35
<i>Fruits and Vegetables—continued</i>						R	R	R	R	Rs
<i>Total Fruits and Vegetables : dried, salted, or preserved, not being canned or bottled —continued</i>	Tons	Tons	Tons	Tons	Tons					
Commonwealth of Australia	36	41	26	47	87	20,018	24,061	19,961	28,929	35,601
Other British Possessions	16	12	2	54	56	3,726	1,854	1,129	4,261	5,744
TOTAL BRITISH EMPIRE	2,331	2,631	3,317	2,653	5,082	7,12,540	6,00,101	6,99,763	5,22,079	8,88,476
U. S. S. R.—										
Southern	9	14,220	..	15	2	..
Netherlands	76	2	7,269	..	1	73	487
Belgium	..	10	10	..	1	8	5,685	2,146	184	191
France	200	470	232	172	261	1,26,678	2,48,934	1,60,123	1,17,183	1,40,237
Spain	311	723	639	332	731	2,08,411	2,80,421	2,39,414	1,95,875	3,70,784
Italy (including Fiume)	2,797	1,752	1,638	1,632	1,477	15,14,364	6,33,366	6,93,524	8,63,143	6,84,095
Austria	..	12	20	9	4	69	3,878	5,390	4,595	1,893
Greece (including Crete)	398	324	1,044	670	540	1,74,450	1,35,016	4,21,396	2,58,050	1,90,989
Turkey European	103	37,700
Turkey, Asiatic	23	12	37	1,279	1,132	5,746	2,751	3,641	79,068	1,35,116
Syria	..	100	10	..	62,523	2,807
Muscat Territory and Trucial Oman	6,079	3,335	7,150	7,924	9,018	14,14,777	16,54,009	13,00,404	10,95,786	11,15,645
Other Native States in Arabia	182	171	43	1,139	1,757	31,629	31,601	7,931	1,30,234	1,34,377
Iraq	45,558	41,497	37,338	25,315	47,099	49,72,213	40,48,316	32,75,575	20,49,000	36,58,979
Iran	6,312	5,574	3,179	3,255	4,076	18,51,459	16,32,868	9,50,557	6,55,934	8,08,612
Java	1	55	4	236	3,315	761	40	7
China (exclusive of Hongkong and Macao)	221	65	77	90	91	37,555	18,729	18,510	22,149	23,720
Japan	3	6	5	70	5	7,056	2,338	995	5,791	6,027
Egypt	10	223	34	31	74	3,458	77,309	20,908	19,374	26,106
Portuguese East Africa	5,301	3,467	5,132	12,138	12,663	6,39,943	10,33,801	5,20,746	11,55,440	14,66,937
United States of America— Via Atlantic Coast	20	3	3	15	24	14,107	7,330	7,137	4,096	13,647
„ Pacific „	62	51	3	5	16	55,594	47,908	6,943	4,335	12,417
Other Foreign Countries	..	5	14	10	1	252	2,743	3,105	3,433	703
TOTAL FOREIGN COUNTRIES	67,068	67,370	56,312	54,623	79,035	1,10,79,534	1,01,33,330	77,39,272	66,65,720	83,32,176
<i>Share of Bengal</i>	<i>1,136</i>	<i>1,377</i>	<i>1,033</i>	<i>356</i>	<i>1,227</i>	<i>4,69,233</i>	<i>3,62,011</i>	<i>3,17,047</i>	<i>2,32,425</i>	<i>2,31,693</i>
„ Bombay	45,707	45,329	34,316	31,112	46,963	33,13,379	31,95,447	33,46,646	47,37,422	62,70,639
„ Sind	13,333	19,350	13,064	14,644	21,113	16,73,849	13,55,399	14,17,911	9,59,719	13,37,173
„ Madras	3,336	3,303	5,172	9,523	14,155	3,74,765	4,03,720	5,00,332	2,50,665	15,70,301
„ Burma	733	332	1,719	1,139	799	4,60,393	2,77,154	3,56,749	2,37,663	2,60,343
TOTAL	69,399	70,501	60,629	57,279	84,167	1,17,92,124	1,07,63,931	84,39,935	71,37,799	97,70,652
<i>Total value of Fruits and Vegetables—</i>										
United Kingdom (including Channel Islands)	—	—	—	—	—	1,33,956	1,18,531	76,523	65,241	65,460
Malta and Gozo	—	—	—	—	—	23,344
Cyprus	—	—	—	—	—	29,932	1,64,036
Palestine	—	—	—	—	—	24,263	24,106	34,307	18,069	19,223
Aden and Dependencies	—	—	—	—	—	7,247	14,929	4,225	13,994	13,534
Bahrain Islands	—	—	—	—	—	1,36,064	1,53,653	2,39,167	1,01,191	1,39,740
Maldives	—	—	—	—	—	63,712	41,559	32,200	51,073	34,076
Ceylon (excluding Maldives)	—	—	—	—	—	1,34,409	2,31,494	3,75,330	1,70,660	3,14,504
Straits Settlements	—	—	—	—	—	9,14,365	6,46,271	8,62,917	7,30,623	5,45,620
Hongkong	—	—	—	—	—	3,37,527	1,68,373	1,57,605	1,43,052	1,71,009
Union of South Africa	—	—	—	—	—	31,934	23,473	30,943	40,266	1,53,303
Kenya Colony	—	—	—	—	—	90,976	1,29,023	1,53,370	45,097	1,36,190

GENERAL IMPORTS

(128)

No. 10—continued

ARTICLES, AND COUNTRIES OF CONSIGNMENT; ALSO SHARE OF EACH PROVINCE	QUANTITY					VALUE				
	1930-31	1931-32	1932-33	1933-34	1934-35	1930-31	1931-32	1932-33	1933-34	1934-35
Fruits and Vegetables—concluded						R	R	R	R	R
<i>Total value of Fruits and Vegetables—continued</i>										
Commonwealth of Australia	—	—	—	—	—	31,182	46,111	61,206	80,577	1,11,668
Other British Possessions	—	—	—	—	—	3,280	3,506	8,130	6,968	8,506
TOTAL BRITISH EMPIRE	—	—	—	—	—	19,63,967	16,12,636	20,40,418	15,02,393	19,79,838
U. S. S. R.—										
Southern	—	—	—	—	—	14,220	..	39	2	..
Netherlands	—	—	—	—	—	7,269	5	1	73	487
Belgium	—	—	—	—	—	20	5,685	2,146	184	191
France	—	—	—	—	—	1,49,204	2,63,164	1,79,777	1,29,640	1,49,294
Spain	—	—	—	—	—	2,15,774	3,87,979	3,40,049	1,96,813	3,71,535
Italy (including Fiume)	—	—	—	—	—	28,33,486	16,42,246	19,19,069	20,36,540	18,22,495
Austria	—	—	—	—	—	16,681	4,453	9,188	4,654	1,893
Greece (including Crete)	—	—	—	—	—	1,74,460	1,35,015	4,21,396	2,58,955	1,91,417
Turkey European	—	—	—	—	—	1,232	3,308	37,769
Turkey Asiatic	—	—	—	—	—	5,746	2,751	3,641	79,063	1,37,232
Syria	—	—	—	—	—	..	52,623	..	805	5,238
Maskat Territory and Trucial Oman	—	—	—	—	—	14,56,262	16,88,423	13,21,483	11,11,525	11,40,095
Other Native States in Arabia	—	—	—	—	—	31,638	31,508	7,980	1,30,837	1,86,576
Iraq	—	—	—	—	—	49,73,794	40,49,846	32,76,233	20,50,586	36,60,875
Iran	—	—	—	—	—	18,51,472	16,85,490	9,60,649	6,56,270	8,09,587
Java	—	—	—	—	—	430	3,411	783	40	17
Slam	—	—	—	—	—	5,928	227	117	83	68
China (exclusive of Hongkong and Macao)	—	—	—	—	—	46,531	30,384	33,918	37,092	37,087
Japan	—	—	—	—	—	49,225	61,034	1,89,477	2,29,512	3,73,382
Egypt	—	—	—	—	—	88,772	1,45,631	36,621	1,23,822	44,692
Portuguese East Africa	—	—	—	—	—	6,40,784	10,96,724	5,29,851	11,58,464	14,68,666
United States of America— Via Atlantic Coast	—	—	—	—	—	42,181	1,21,504	1,54,807	71,963	1,02,405
„ Pacific „	—	—	—	—	—	3,02,767	4,28,789	2,35,294	2,30,381	4,77,045
Other Foreign Countries	—	—	—	—	—	2,234	2,746	2,409	698	862
TOTAL FOREIGN COUNTRIES	—	—	—	—	—	1,23,94,818	1,18,34,638	96,16,160	85,11,290	1,10,18,889
Share of Bengal	—	—	—	—	—	7,48,834	7,14,567	6,64,591	5,55,903	6,73,496
„ Bombay	—	—	—	—	—	99,63,581	91,21,205	71,34,031	67,62,204	76,53,244
„ Sind	—	—	—	—	—	20,81,354	13,44,907	17,53,457	13,97,933	17,45,041
„ Madras	—	—	—	—	—	6,34,792	6,31,310	8,83,437	11,37,389	10,29,639
„ Burma	—	—	—	—	—	15,30,324	11,35,184	12,21,063	11,60,254	9,92,267
TOTAL	—	—	—	—	—	1,48,58,785	1,34,47,173	1,16,56,578	1,00,13,683	1,29,98,727
Furniture and Cabinetware— Bedsteads (III. G)—										
United Kingdom (including Channel Islands)	—	—	—	—	—	2,94,861	1,94,531	1,74,474	1,50,629	1,18,193
Ceylon (excluding Maldives)	—	—	—	—	—	5,021	2,729	2,334	1,092	1,078
Straits Settlements	—	—	—	—	—	6,771	7,366	12,607	17,372	10,440
Other British Possessions	—	—	—	—	—	544	580	1,649	261	747
TOTAL BRITISH EMPIRE	—	—	—	—	—	3,06,697	2,05,206	1,91,564	1,70,154	1,37,668

No. 10—continued

ARTICLES, AND COUNTRIES OF CONSIGNMENT; ALSO SHARE OF EACH PROVINCE	QUANTITY					VALUE				
	1930-31	1931-32	1932-33	1933-34	1934-35	1930-31	1931-32	1932-33	1933-34	1934-35
Furniture and Cabinetware— continued						R	R	R	R	R
Bedsteads (III. G)—continued										
Poland (including Danzig)	—	—	—	—	—	13,507
Czechoslovakia	—	—	—	—	—	2,741	2,122	6,103	2,237	108
Japan	—	—	—	—	—	62	58	271	3,105	5,390
United States of America— Via Atlantic Coast	—	—	—	—	—	68,249	45,130	30,610	21,615	20,690
„ Pacific „	—	—	—	—	—	331	35	..
Other Foreign Countries	—	—	—	—	—	6,308	8,901	5,710	5,775	4,437
TOTAL FOREIGN COUNTRIES	—	—	—	—	—	77,360	56,261	42,925	32,827	53,201
Share of Bengal	—	—	—	—	—	77,752	33,858	42,323	25,390	15,447
„ Bombay	—	—	—	—	—	26,305	1,02,351	82,087	83,064	51,125
„ Sind	—	—	—	—	—	39,823	41,133	26,861	18,239	32,023
„ Madras	—	—	—	—	—	85,101	52,296	45,644	39,618	28,456
„ Burma	—	—	—	—	—	85,076	31,824	37,574	45,670	33,515
TOTAL	—	—	—	—	—	3,34,057	2,61,467	2,34,489	2,11,981	1,90,566
Furniture of wood (other than bedsteads) (III. G)—										
United Kingdom (including Channel Islands)	—	—	—	—	—	6,07,243	1,93,845	1,67,260	1,15,621	3,27,158
Ceylon (excluding Maldives)	—	—	—	—	—	24,068	12,284	11,012	11,472	8,721
Straits Settlements	—	—	—	—	—	11,177	10,646	8,681	5,445	4,438
Hongkong	—	—	—	—	—	4,830	1,873	3,087	2,575	4,519
Canada—										
Via Atlantic Coast	—	—	—	—	—	449	6,468	..	20	..
Commonwealth of Australia	—	—	—	—	—	34	18,026	278	216	683
Other British Possessions	—	—	—	—	—	4,130	1,768	1,339	617	742
TOTAL BRITISH EMPIRE	—	—	—	—	—	4,11,981	2,40,010	1,91,557	1,35,965	3,46,261
Ethiopia	—	—	—	—	—	16,184	25,031	24,242	5,882	14,666
Poland (including Danzig)	—	—	—	—	—	21,200	28,299	22,483	32,533	48,304
Germany	—	—	—	—	—	33,190	70,899	18,764	6,933	8,564
Belgium	—	—	—	—	—	1,254	1,510	7,784	462	1,396
France	—	—	—	—	—	87,541	21,440	1,40,240	847	6,221
Italy (including Fiume)	—	—	—	—	—	31,609	11,974	8,352	1,075	2,570
Austria	—	—	—	—	—	14,799	30,625	11,785	10,583	5,586
Hungary	—	—	—	—	—	18,308	1,448	305
Czechoslovakia	—	—	—	—	—	52,904	38,324	24,312	14,412	16,684
Jugo-Slavia (Kingdom of the Serbs-Croats and Slovenes)	—	—	—	—	—	9,122	6,368	1,903	..	941
Japan	—	—	—	—	—	24,073	16,694	20,099	20,091	21,679
United States of America—										
Via Atlantic Coast	—	—	—	—	—	46,125	40,459	9,900	11,846	8,368
„ Pacific „	—	—	—	—	—	92	131	62	10,237	1,253
Other Foreign Countries	—	—	—	—	—	11,303	11,393	2,862	11,618	3,455
TOTAL FOREIGN COUNTRIES	—	—	—	—	—	3,62,714	3,04,596	3,02,893	1,27,409	1,39,187
Share of Bengal	—	—	—	—	—	1,67,830	95,695	54,192	98,150	1,64,369
„ Bombay	—	—	—	—	—	3,80,739	3,12,978	3,62,624	93,403	79,325
„ Sind	—	—	—	—	—	62,824	65,634	15,447	23,305	1,77,355
„ Madras	—	—	—	—	—	1,35,944	42,696	49,033	38,161	51,306
„ Burma	—	—	—	—	—	36,368	27,713	13,164	9,925	13,389
TOTAL	—	—	—	—	—	7,74,695	5,44,606	4,94,450	2,63,484	4,85,748

GENERAL IMPORTS

(130)

No. 10—continued

ARTICLES, AND COUNTRIES OF CONSIGNMENT; ALSO SHARE OF EACH PROVINCE	QUANTITY					VALUE				
	1930-31	1931-32	1932-33	1933-34	1934-35	1930-31	1931-32	1932-33	1933-34	1934-35
						R	R	R	R	R
Furniture and Cabinetware— <i>continued</i>										
<i>Furniture of other materials (other than bedsteads) (III G)—</i>										
United Kingdom (including Channel Islands)	—	—	—	—	—	5,06,436	4,26,390	2,78,125	5,89,862	6,00,928
Ceylon (excluding Maldives)	—	—	—	—	—	29,458	18,412	11,497	6,107	4,842
Straits Settlements	—	—	—	—	—	29,539	36,193	23,195	8,429	8,787
Hongkong	—	—	—	—	—	740	5,716	686	9	357
Commonwealth of Australia	—	—	—	—	—	109	11,480	4,897	3,607	460
Other British Possessions	—	—	—	—	—	5,963	1,057	1,011	4,589	3,642
TOTAL BRITISH EMPIRE	—	—	—	—	—	5,00,240	4,09,248	3,20,310	6,13,733	6,28,526
Estonia	—	—	—	—	—	5,270	1,276
Poland (including Danzig)	—	—	—	—	—	1,294	787	363	2,921	10,086
Germany	—	—	—	—	—	28,214	31,704	42,577	48,059	41,496
Belgium	—	—	—	—	—	7,150	6,084	48,467	1,274	3,740
France	—	—	—	—	—	75,074	64,968	37,413	40,378	50,980
Italy (including Fiume)	—	—	—	—	—	41,711	2,424	2,260	5,861	8,792
Austria	—	—	—	—	—	4,693	..	127	1,017	18,322
Czechoslovakia	—	—	—	—	—	1,806	10,681	7,762	9,570	14,260
China (exclusive of Hongkong and Macao)	—	—	—	—	—	3,048	1,269	3,604	2,210	3,701
Japan	—	—	—	—	—	1,60,684	39,324	73,005	84,861	58,411
United States of America—										
Via Atlantic Coast	—	—	—	—	—	1,62,317	1,07,434	28,713	30,009	37,732
" Pacific "	—	—	—	—	—	501	191	1,524	159	192
Other Foreign Countries	—	—	—	—	—	5,026	9,322	6,752	3,122	4,420
TOTAL FOREIGN COUNTRIES	—	—	—	—	—	4,88,018	2,67,188	2,52,667	2,36,730	2,54,864
Share of Bengal	—	—	—	—	—	3,37,122	1,66,327	1,19,569	1,01,338	1,78,604
" Bombay	—	—	—	—	—	3,26,496	3,68,799	2,22,033	3,18,607	4,30,989
" Sind	—	—	—	—	—	68,791	49,372	34,062	2,85,185	1,34,167
" Madras	—	—	—	—	—	2,13,263	90,827	7,41,632	96,376	1,00,470
" Burma	—	—	—	—	—	1,12,589	90,811	55,661	47,198	46,669
TOTAL	—	—	—	—	—	10,48,258	7,66,436	5,72,977	8,49,463	8,82,889
Mouldings (III. G)—										
United Kingdom (including Channel Islands)	—	—	—	—	—	7,376	29,948	6,525	16,735	6,017
Other British Possessions	—	—	—	—	—	3,636	2,152	1,079	202	..
TOTAL BRITISH EMPIRE	—	—	—	—	—	11,012	26,096	7,604	18,937	6,017
Finland	—	—	—	—	—	10,326	1,298	10,063	27,844	29,166
Norway	—	—	—	—	—	20,002	26,750	65,250	50,968	82,801
Poland (including Danzig)	—	—	—	—	—	46,714	21,542	5,927	26,676	19,467
Germany	—	—	—	—	—	3,25,574	1,94,616	2,75,561	1,11,022	1,87,162
Belgium	—	—	—	—	—	8,947	69,432	46,001	26,773	78,921
Italy (including Fiume)	—	—	—	—	—	1,10,546	84,578	44,430	87,806	1,46,914
Czechoslovakia	—	—	—	—	—	8,990	7,808	2,088	..	818
Japan	—	—	—	—	—	4,223	760	4,200	7,013	4,071
United States of America—										
Via Atlantic Coast	—	—	—	—	—	5,846	2,672	826
" Pacific "	—	—	—	—	—	361	2,376
Other Foreign Countries	—	—	—	—	—	4,064	789	1,627	5,890	1,255
TOTAL FOREIGN COUNTRIES	—	—	—	—	—	5,54,711	4,12,110	4,55,382	3,44,698	4,50,946

No. 10—continued

ARTICLES, AND COUNTRIES OF CONSIGNMENT; ALSO SHARE OF EACH PROVINCE	QUANTITY					VALUE				
	1930-31	1931-32	1932-33	1933-34	1934-35	1930-31	1931-32	1932-33	1933-34	1934-35
						R	R	R	R	R
Furniture and Cabinetware— continued										
<i>Mouldings (III. G)—contd.</i>										
Share of Bengal . . .	—	—	—	—	—	56,813	51,328	28,982	44,554	51,486
„ Bombay . . .	—	—	—	—	—	2,36,273	1,65,515	1,85,285	1,52,404	1,48,528
„ Sind . . .	—	—	—	—	—	35,667	58,366	34,512	26,171	34,879
„ Madras . . .	—	—	—	—	—	2,06,410	1,53,075	2,07,097	1,21,967	1,18,288
„ Burma . . .	—	—	—	—	—	30,570	9,227	7,110	18,539	4,004
TOTAL	—	—	—	—	—	6,65,728	4,88,211	4,62,986	3,63,635	4,56,968
Total value of Furniture and Cabinetware—										
United Kingdom (including Channel Islands) . . .	—	—	—	—	—	11,75,410	8,98,709	6,26,884	8,63,847	10,61,266
Ceylon (excluding Maldives)	—	—	—	—	—	51,482	34,108	25,362	19,571	115,589
Straits Settlements . . .	—	—	—	—	—	44,487	54,513	44,483	31,546	129,674
Hongkong . . .	—	—	—	—	—	7,503	7,377	5,507	3,674	15,391
Canada— Vid Atlantic Coast . . .	—	—	—	—	—	5,885	6,975	586	..	297
Commonwealth of Australia	—	—	—	—	—	143	26,004	5,871	3,822	1,152
Other British Possessions . . .	—	—	—	—	—	5,514	2,874	2,782	5,329	4,819
TOTAL BRITISH EMPIRE	—	—	—	—	—	12,89,930	9,70,560	7,11,035	9,47,789	11,18,168
Finland . . .	—	—	—	—	—	12,633	5,098	10,063	20,377	29,255
Estonia . . .	—	—	—	—	—	13,454	25,377	24,242	11,152	115,943
Norway . . .	—	—	—	—	—	20,002	27,200	65,350	52,454	32,601
Poland (including Danzig) . . .	—	—	—	—	—	69,238	50,628	28,773	62,130	91,843
Germany . . .	—	—	—	—	—	3,85,218	2,99,638	3,38,106	1,69,544	1,87,776
Belgium . . .	—	—	—	—	—	19,386	77,718	1,02,252	28,500	83,966
France . . .	—	—	—	—	—	1,63,640	90,729	1,81,066	41,275	63,391
Italy (including Fiume) . . .	—	—	—	—	—	1,93,437	98,980	54,947	94,993	1,58,644
Austria . . .	—	—	—	—	—	20,946	31,737	11,912	12,826	19,203
Hungary . . .	—	—	—	—	—	13,308	1,448	305	..	223
Czechoslovakia . . .	—	—	—	—	—	65,941	58,430	40,240	26,228	81,314
Jugo-Slavia (Kingdom of the Serbs-Croats and Slovenes)	—	—	—	—	—	9,132	6,363	1,903	..	941
China (exclusive of Hongkong and Macao) . . .	—	—	—	—	—	5,611	6,150	5,986	5,711	6,019
Japan . . .	—	—	—	—	—	1,89,642	56,638	1,07,535	1,16,650	69,560
United States of America— Vid Atlantic Coast . . .	—	—	—	—	—	2,82,036	1,95,745	69,223	63,660	76,576
„ Pacific „ . . .	—	—	—	—	—	944	2,700	1,818	10,431	1,445
Other Foreign Countries . . .	—	—	—	—	—	13,935	5,379	10,146	15,384	9,433
TOTAL FOREIGN COUNTRIES	—	—	—	—	—	14,82,803	10,40,161	10,53,767	7,40,724	8,97,993
Share of Bengal . . .	—	—	—	—	—	6,29,517	3,47,103	2,45,006	2,69,933	4,09,855
„ Bombay . . .	—	—	—	—	—	10,39,313	9,49,653	8,52,079	6,47,758	7,39,968
„ Sind . . .	—	—	—	—	—	1,97,095	2,15,060	1,10,382	3,53,400	3,68,227
„ Madras . . .	—	—	—	—	—	6,41,713	3,38,394	4,43,436	2,96,171	3,98,513
„ Burma . . .	—	—	—	—	—	2,64,590	1,69,975	1,13,399	1,21,332	69,567
TOTAL	—	—	—	—	—	27,72,733	20,10,720	17,64,802	14,88,513	20,16,166

GENERAL IMPORTS

(132)

No. 10—continued

ARTICLES, AND COUNTRIES OF CONSIGNMENT; ALSO SHARE OF EACH PROVINCE	QUANTITY					VALUE				
	1930-31	1931-32	1932-33	1933-34	1934-35	1930-31	1931-32	1932-33	1933-34	1934-35
Gelatine (III. U)—										
United Kingdom (including Channel Islands)	Cwts. 325	Cwts. 222	Cwts. 183	Cwts. 204	Cwts. 195	R 38,631	R 32,892	R 25,170	R 27,198	R 19,605
Commonwealth of Australia	83	81	4,072	2,325
Other British Possessions	..	1	31	2	41	2,344	12	..
TOTAL BRITISH EMPIRE	325	223	213	287	166	38,633	32,873	27,514	31,817	21,931
Germany	175	49	79	27	51	12,347	5,031	7,445	1,952	5,038
Belgium	20	107	81	173	68	1,941	8,175	7,478	14,049	5,355
France	84	131	136	87	35	7,497	11,301	15,260	10,404	3,146
Switzerland	295	216	264	103	8	26,932	20,387	25,453	9,447	826
Italy (including Fiume)	40	18	57	17	10	3,373	1,796	7,480	1,642	961
Japan	262	224	79	..	17	15,873	11,276	1,768	..	1,179
Other Foreign Countries	19	16	10	20	7	2,067	2,109	1,108	1,797	630
TOTAL FOREIGN COUNTRIES	907	761	706	427	190	70,030	60,135	65,992	39,291	17,135
Share of Bengal	351	171	130	126	59	23,693	13,994	11,156	10,121	5,134
" Bombay	585	573	493	310	45	45,197	46,356	43,459	23,704	5,627
" Sind	103	65	130	131	103	16,593	10,699	13,510	15,729	11,834
" Madras	157	98	102	111	120	14,243	10,649	11,532	11,759	10,719
" Burma	30	79	14	33	32	3,932	11,310	3,759	6,795	5,852
TOTAL	1,232	984	919	714	356	1,08,663	93,008	93,506	71,108	39,066
Glass and Glassware—										
Banglae (III. H)—										
United Kingdom (including Channel Islands)	—	—	—	—	—	10,441	4,065	14	996	1,511
Hongkong	—	—	—	—	—	23,490	2,903	20,265	12,608	5
Other British Possessions	—	—	—	—	—	296	778	510	263	1,020
TOTAL BRITISH EMPIRE	—	—	—	—	—	34,227	7,801	20,789	13,627	2,536
Germany	—	—	—	—	—	64,214	32,006	30,480	49,912	37,117
Italy (including Fiume)	—	—	—	—	—	36,702	14,223	4,353	76	2,321
Austria	—	—	—	—	—	66,164	4,544	4,777	..	1,424
Czechoslovakia	—	—	—	—	—	27,24,716	17,29,397	16,34,686	12,69,796	12,14,238
Albania	—	—	—	—	—	5,543
China (exclusive of Hongkong and Macao)	—	—	—	—	—	74,154	1,05,467	57,908	47,471	59,894
Japan	—	—	—	—	—	19,33,615	15,07,662	22,33,214	13,38,554	17,71,069
Other Foreign Countries	—	—	—	—	—	1,031	..	2,236	1	950
TOTAL FOREIGN COUNTRIES	—	—	—	—	—	49,56,160	34,43,299	39,67,744	26,99,810	31,04,568
Share of Bengal	—	—	—	—	—	11,32,705	6,32,938	6,79,981	4,01,176	6,32,606
" Bombay	—	—	—	—	—	31,91,321	23,90,562	23,21,962	20,11,420	31,59,711
" Sind	—	—	—	—	—	26,217	5,628	1,866	6,065	14,609
" Madras	—	—	—	—	—	5,98,992	3,51,605	4,58,630	2,69,976	2,37,304
" Burma	—	—	—	—	—	41,291	10,469	23,094	34,301	22,869
TOTAL	—	—	—	—	—	49,90,395	34,51,100	39,98,593	27,13,437	31,07,099
Beads and false Pearls (III. H)—										
United Kingdom (including Channel Islands)	Cwts. 38	Cwts. 25	Cwts. 41	Cwts. 92	Cwts. 30	10,396	9,265	7,047	12,478	10,541
Other British Possessions	1	2	7	12	7	1,215	2,004	1,084	1,079	1,012
TOTAL BRITISH EMPIRE	39	27	48	104	37	11,611	11,269	8,131	13,557	11,553

ARTICLES, AND COUNTRIES OF CONSIGNMENT; ALSO SHARE OF EACH PROVINCE	QUANTITY					VALUE				
	1930-31	1931-32	1932-33	1933-34	1934-35	1930-31	1931-32	1932-33	1933-34	1934-35
Glass and Glassware—continued						R	R	R	R	R
<i>Bottles and Phials—continued</i>										
Others (III. H)—contd.	Gross	Gross	Gross	Gross	Gross					
Share of Bengal . . .	267,324	203,866	321,795	290,092	275,671	8,46,507	6,70,632	6,31,813	5,26,012	6,01,964
„ Bombay . . .	217,762	147,952	338,719	284,761	295,166	6,14,968	4,94,781	7,35,661	6,11,933	6,10,372
„ Sind . . .	27,718	28,007	44,105	96,140	97,728	2,17,928	2,31,445	2,08,453	3,02,178	3,01,062
„ Madras . . .	31,268	22,664	34,454	60,383	84,343	1,81,794	1,20,352	1,46,302	1,79,685	2,23,507
„ Burma . . .	42,714	20,117	42,026	37,521	49,059	1,39,858	62,665	81,387	65,832	87,504
TOTAL	577,286	422,596	781,098	767,897	801,067	20,01,055	14,70,876	18,03,016	10,85,640	10,14,408
Total Bottles and Phials—	Gross	Gross	Gross	Gross	Gross					
United Kingdom (including Channel Islands) . . .	65,011	32,257	29,688	23,286	35,746	6,85,960	4,67,728	4,39,710	2,99,418	4,20,160
Ceylon (excluding Maldives) . . .	2,205	1,840	1,914	2,481	2,489	15,842	9,635	8,094	10,288	11,285
Straits Settlements . . .	8,270	6,953	14,408	12,127	14,204	41,102	37,241	49,042	45,200	41,842
Hongkong . . .	1,585	323	486	1,877	2,029	3,928	984	4,054	5,871	5,904
Other British Possessions . . .	101	175	196	137	157	948	1,418	1,041	799	1,061
TOTAL BRITISH EMPIRE	77,232	41,548	46,687	39,908	54,610	7,47,480	6,17,011	6,03,441	3,61,636	4,80,302
Sweden . . .	9,926	4,081	7,301	14,579	14,925	1,33,611	59,503	81,928	1,79,681	1,81,713
Germany . . .	77,908	78,502	69,953	55,981	101,651	8,59,568	9,31,060	6,28,849	4,90,387	5,71,848
Netherlands . . .	908	186	56	1,009	272	15,294	1,066	837	19,949	2,884
Belgium . . .	377	181	367	240	601	6,519	3,278	1,951	4,184	9,580
France . . .	74	167	120	143	430	787	4,499	2,578	2,527	5,418
Czechoslovakia . . .	175	1,872	808	1,229	1,150	4,460	30,247	14,244	12,421	14,813
China (excluding Hongkong and Macao) . . .	2,877	267	47	160	8	16,715	1,247	355	707	40
Japan . . .	444,688	331,500	683,240	671,753	652,992	11,91,569	8,49,186	11,94,526	10,26,337	12,04,933
United States of America—										
Via Atlantic Coast . . .	1,313	2,694	1,087	1,274	1,594	14,167	9,321	11,735	10,492	7,002
„ Pacific „ . . .	1	8	..	1	8	18	64	..	2	18
Other Foreign Countries . . .	691	58	264	195	1,450	5,814	1,433	4,954	1,322	4,197
TOTAL FOREIGN COUNTRIES	588,016	419,351	763,291	746,474	775,077	22,47,022	18,92,110	19,36,952	17,48,060	20,02,006
<i>Share of Bengal</i>	<i>265,299</i>	<i>210,667</i>	<i>326,303</i>	<i>292,334</i>	<i>277,871</i>	<i>10,47,975</i>	<i>7,35,755</i>	<i>7,36,617</i>	<i>6,75,067</i>	<i>6,46,660</i>
„ Bombay . . .	227,348	161,876	348,896	292,394	305,582	8,57,296	8,56,434	9,70,797	7,89,334	8,54,169
„ Sind . . .	37,734	37,396	48,249	99,811	105,776	4,82,442	4,53,110	2,94,692	4,03,289	5,38,724
„ Madras . . .	39,635	27,764	42,178	62,811	88,309	3,96,413	2,53,183	3,15,119	2,48,154	3,04,263
„ Burma . . .	46,132	23,196	44,192	39,032	52,158	2,11,375	1,10,639	1,23,168	93,861	1,33,491
TOTAL	616,148	460,890	809,818	786,382	829,696	29,94,502	24,09,121	24,40,393	21,09,705	24,82,807
Funnels, globes and glass parts of lamps (III. H)—										
United Kingdom (including Channel Islands) . . .	—	—	—	—	—	80,541	82,143	22,757	20,860	19,423
Other British Possessions . . .	—	—	—	—	—	1,029	644	830	1,186	66
TOTAL BRITISH EMPIRE	—	—	—	—	—	81,570	82,787	23,587	22,046	19,489
Germany . . .	—	—	—	—	—	4,82,584	3,42,681	3,58,890	2,20,003	2,53,704
Belgium . . .	—	—	—	—	—	68,663	44,302	24,073	16,513	13,888
Italy (including Fiume) . . .	—	—	—	—	—	3,718	7,709	2,754	1,982	6,379
Austria . . .	—	—	—	—	—	1,22,606	62,317	61,941	76,895	1,00,678
Czechoslovakia . . .	—	—	—	—	—	91,259	1,18,272	94,228	34,777	47,404
Japan . . .	—	—	—	—	—	1,36,199	68,780	97,909	1,05,937	1,05,020
United States of America—										
Via Atlantic Coast . . .	—	—	—	—	—	2,78,133	66,693	2,667	19,076	16,843
Other Foreign Countries . . .	—	—	—	—	—	6,024	6,219	1,302	6,365	5,274
TOTAL FOREIGN COUNTRIES	—	—	—	—	—	11,88,186	7,10,988	6,43,824	4,82,748	6,52,480

No. 10—continued

ARTICLES, AND COUNTRIES OF CONSIGNMENT; ALSO SHARE OF EACH PROVINCE	QUANTITY					VALUE				
	1930-31	1931-32	1932-33	1933-34	1934-35	1930-31	1931-32	1932-33	1933-34	1934-35
Glass and Glassware—continued						R	R	R	R	R
<i>Funnels, globes and glass parts of lamps (III. H)</i> —continued										
Share of Bengal	—	—	—	—	—	3,48,740	1,51,041	1,05,050	79,494	37,097
„ Bombay	—	—	—	—	—	2,74,298	2,45,452	2,14,969	1,73,951	2,33,078
„ Sind	—	—	—	—	—	1,16,027	75,479	78,474	67,152	72,817
„ Madras	—	—	—	—	—	3,11,082	2,25,340	1,94,785	1,20,784	95,213
„ Burma	—	—	—	—	—	75,693	52,458	74,840	63,413	72,265
TOTAL	—	—	—	—	—	12,25,766	7,49,770	6,67,411	6,04,704	6,71,989
Scientific glassware (III. H)—										
United Kingdom (including Channel Islands)	—	—	—	—	—	37,688	80,177	35,985	37,731	81,039
Other British Possessions . .	—	—	—	—	—	110	135	..	123	28
TOTAL BRITISH EMPIRE	—	—	—	—	—	37,798	80,312	35,985	37,854	81,067
Germany	—	—	—	—	—	83,070	78,405	85,351	61,842	49,539
Japan	—	—	—	—	—	12,186	9,123	12,308	14,177	14,837
United States of America—										
<i>Vid Atlantic Coast</i>	—	—	—	—	—	7,536	3,109	1,261	656	717
„ Pacific „	—	—	—	—	—	..	23
Other Foreign Countries	—	—	—	—	—	2,938	3,619	3,313	1,626	1,558
TOTAL FOREIGN COUNTRIES . . .	—	—	—	—	—	1,05,680	89,279	1,02,233	77,801	60,658
Share of Bengal	—	—	—	—	—	13,493	13,096	21,538	7,386	7,954
„ Bombay	—	—	—	—	—	42,699	24,670	43,983	54,353	37,724
„ Sind	—	—	—	—	—	44,666	37,679	36,615	10,781	137
„ Madras	—	—	—	—	—	24,181	32,146	25,796	37,510	60,072
„ Burma	—	—	—	—	—	18,439	11,000	9,938	5,225	6,433
TOTAL	—	—	—	—	—	1,43,478	1,18,591	1,38,218	1,15,655	92,325
Sheet and Plate (III. H)—	Sqr. feet	Sqr. feet	Sqr. feet	Sqr. feet	Sqr. feet					
United Kingdom (including Channel Islands)	887,072	912,721	943,283	794,593	777,821	3,50,010	3,30,898	3,05,617	2,80,670	3,14,922
Other British Possessions . . .	615	1,022	1,095	3	65,050	180	528	192	6	4,182
TOTAL BRITISH EMPIRE	887,687	913,743	944,378	794,596	842,871	3,50,190	3,30,916	3,05,809	2,80,676	3,19,104
Germany	1,301,957	838,572	968,291	708,362	450,132	1,72,300	1,12,570	1,44,385	70,150	98,380
Netherlands	169,908	98,573	101,271	197,182	9,431	1,86,926	1,03,855	1,13,842	80,719	12,037
Belgium	14,502,247	10,548,904	11,504,194	6,386,785	9,223,848	14,36,179	11,51,302	18,77,807	9,00,188	11,69,372
France	142,093	92,316	130,952	212,708	12,296	32,672	25,882	20,201	28,343	3,844
Czechoslovakia	318,846	1,054,952	688,244	997,218	663,043	1,37,499	1,30,952	1,12,767	1,09,140	60,589
Japan	1,980,350	2,198,800	4,277,660	10,249,200	13,541,785	1,12,114	1,16,655	2,55,895	5,53,853	6,85,095
Other Foreign Countries	870	314	4,860	46,085	15,542	609	170	975	2,211	4,368
TOTAL FOREIGN COUNTRIES . . .	18,915,971	14,832,081	17,075,172	18,745,540	23,921,038	20,28,350	16,41,384	20,05,432	18,43,610	20,48,965
Share of Bengal	6,635,502	4,249,787	5,196,923	6,327,142	7,337,951	6,79,397	4,54,696	5,35,150	5,62,628	6,12,856
„ Bombay	5,735,828	5,066,586	6,309,513	5,326,135	7,154,928	8,06,345	7,19,432	8,49,396	7,19,440	8,31,927
„ Sind	2,158,924	2,128,207	1,673,425	2,046,281	3,144,541	2,74,938	2,96,321	2,84,317	2,89,925	3,41,364
„ Madras	3,582,169	3,086,306	3,350,563	3,881,837	5,022,491	3,75,340	3,18,019	4,13,050	3,79,813	4,33,758
„ Burma	1,641,235	1,215,288	1,589,121	1,453,741	1,605,843	2,52,529	1,83,332	2,24,518	1,52,474	1,48,164
TOTAL { Sqr. feet —cwts.	19,803,558 =228,793	15,746,674 =187,048	18,619,550 =216,255	19,540,136 =220,708	24,763,954 =273,654	23,87,549	19,72,300	23,11,241	21,24,136	23,62,556
Tableware including decanters, tumblers, etc. (III. H)—										
United Kingdom (including Channel Islands)	—	—	—	—	—	80,226	68,771	32,608	33,303	47,236
Other British Possessions . . .	—	—	—	—	—	6,741	1,868	150	1,040	80
TOTAL BRITISH EMPIRE	—	—	—	—	—	92,967	70,639	32,758	34,409	47,316

GENERAL IMPORTS

(136)

No. 10—continued

ARTICLES, AND COUNTRIES OF CONSIGNMENT; ALSO SHARE OF EACH PROVINCE	QUANTITY					VALUE				
	1930-31	1931-32	1932-33	1933-34	1934-35	1930-31	1931-32	1932-33	1933-34	1934-35
Glass and Glassware—continued						R	R	R	R	R
<i>Tableware including decanters, tumblers, etc. (III. H)—continued</i>										
Sweden	—	—	—	—	—	5,185	2,189	2,432	5,170	2,076
Germany	—	—	—	—	—	1,10,987	72,872	42,000	30,235	28,133
Belgium	—	—	—	—	—	1,19,108	37,336	24,712	16,205	11,746
France	—	—	—	—	—	2,991	15,311	417	284	1,559
Italy (including Fiume)	—	—	—	—	—	5,120	3,543	7,057	16,964	63
Austria	—	—	—	—	—	5,176	4,857	504	2,059	1,181
Czechoslovakia	—	—	—	—	—	21,704	29,505	9,034	8,761	13,694
China (exclusive of Hongkong and Macao)	—	—	—	—	—	3,501	227	6,043
Japan	—	—	—	—	—	5,74,300	3,48,689	4,17,734	4,06,136	4,44,461
Other Foreign Countries	—	—	—	—	—	3,080	5,621	2,446	4,149	1,933
TOTAL FOREIGN COUNTRIES	—	—	—	—	—	8,52,872	5,19,923	5,06,936	4,01,133	5,06,838
<i>Share of Bengal</i>	—	—	—	—	—	91,756	42,089	22,427	48,023	55,354
<i>" Bombay</i>	—	—	—	—	—	4,50,525	2,61,162	1,67,929	1,36,328	1,49,920
<i>" Sind</i>	—	—	—	—	—	1,70,545	1,32,985	94,182	1,48,481	1,01,335
<i>" Madras</i>	—	—	—	—	—	84,321	54,429	93,060	46,802	76,028
<i>" Burma</i>	—	—	—	—	—	1,43,592	99,897	1,62,096	1,45,905	1,71,567
TOTAL	—	—	—	—	—	9,45,839	5,90,562	5,39,694	5,25,542	5,54,204
Other Glassware (III. H)—										
United Kingdom (including Channel Islands)	—	—	—	—	—	4,05,708	3,77,985	3,56,613	4,00,812	3,39,700
Ceylon (excluding Maldives)	—	—	—	—	—	9,706	7,967	3,155	1,166	1,067
Straits Settlements	—	—	—	—	—	11,945	10,141	6,974	4,253	2,191
Other British Possessions	—	—	—	—	—	3,336	4,421	4,444	3,470	3,234
TOTAL BRITISH EMPIRE	—	—	—	—	—	4,30,695	4,00,514	3,71,186	4,09,710	3,96,198
Sweden	—	—	—	—	—	2,598	1,580	5,944	7,699	8,949
Germany	—	—	—	—	—	4,61,984	3,61,762	4,10,569	3,43,839	2,64,643
Netherlands	—	—	—	—	—	5,406	1,799	1,955	8,145	6,720
Belgium	—	—	—	—	—	1,21,292	32,776	75,053	47,434	50,084
France	—	—	—	—	—	51,648	27,962	53,932	27,159	27,816
Switzerland	—	—	—	—	—	32,813	16,141	11,054	395	1,575
Italy (including Fiume)	—	—	—	—	—	26,830	37,844	26,845	28,905	24,790
Austria	—	—	—	—	—	14,620	18,494	37,873	43,224	40,419
Czechoslovakia	—	—	—	—	—	42,637	42,471	68,516	63,713	95,794
China (exclusive of Hongkong and Macao)	—	—	—	—	—	15,080	7,609	12,027	13,420	11,790
Japan	—	—	—	—	—	9,56,872	9,65,135	18,08,447	17,39,539	18,10,888
United States of America— <i>Via Atlantic Coast</i>	—	—	—	—	—	50,954	45,392	34,007	39,007	20,201
<i>" Pacific "</i>	—	—	—	—	—	98	42	125	244	445
Other Foreign Countries	—	—	—	—	—	5,110	2,847	463	9,698	3,655
TOTAL FOREIGN COUNTRIES	—	—	—	—	—	17,87,951	15,61,854	25,40,710	23,62,511	23,73,769
<i>Share of Bengal</i>	—	—	—	—	—	11,00,073	9,28,325	12,27,050	13,17,085	12,21,069
<i>" Bombay</i>	—	—	—	—	—	3,01,737	7,40,137	13,34,757	10,84,400	10,64,032
<i>" Sind</i>	—	—	—	—	—	56,613	93,560	89,464	1,12,018	1,44,897
<i>" Madras</i>	—	—	—	—	—	1,43,312	1,53,159	1,93,349	1,71,726	2,83,411
<i>" Burma</i>	—	—	—	—	—	1,11,306	41,637	70,776	86,992	66,558
TOTAL	—	—	—	—	—	22,18,646	19,62,368	29,20,896	27,72,221	27,69,907
Total value of Glass and Glassware—										
United Kingdom (including Channel Islands)	—	—	—	—	—	16,31,970	13,20,532	12,00,061	10,86,034	12,35,178
Ceylon (excluding Maldives)	—	—	—	—	—	26,415	19,752	13,235	12,067	14,055
Straits Settlements	—	—	—	—	—	58,980	48,794	56,730	51,162	45,091
Hongkong	—	—	—	—	—	30,705	3,051	20,321	21,899	10,934

GENERAL IMPORTS

No. 10—continued

ARTICLES, AND COUNTRIES OF CONSIGNMENT; ALSO SHARE OF EACH PROVINCE	QUANTITY					VALUE				
	1930-31	1931-32	1932-33	193-34	1934-35	1930-31	1931-32	1932-33	1933-34	1934-35
	Cwts.	Cwts.	Cwts.	Cwts.	Cwts.	R	R	R	R	R
Gins (III. U)—continued										
Share of Bengal	6,661	6,954	4,327	5,296	3,552	3,08,381	2,34,525	1,73,877	1,34,694	1,04,674
„ Bombay	6,989	7,655	5,776	4,496	6,674	2,55,415	2,04,244	1,44,936	1,91,031	1,39,319
„ Sind	1,171	836	1,660	1,280	1,600	28,890	19,607	33,320	24,299	27,687
„ Madras	2,048	2,713	3,044	2,947	3,153	85,448	89,952	94,899	37,161	67,989
„ Burma	2,056	1,846	2,323	1,590	1,325	84,166	78,235	64,736	47,658	42,005
TOTAL	18,925	19,003	17,190	19,609	16,904	7,62,290	6,28,768	5,11,768	5,34,743	3,81,977
Grain, Pulse and Flour— Barley (I. O.)—	Tons	Tons	Tons	Tons	Tons					
Hongkong	61	371	7,307	865	308	271
Other British Possessions	9	..	279	244	201	947	207
TOTAL BRITISH EMPIRE	..	61	..	9	..	650	7,611	586	1,310	478
Iraq	160	4,487	821	12,402	4,34,807	1,02,098
Iran	6	..	117	830	..	9,150	..
Other Foreign Countries	16	13	11	11	10	1,671	1,603	1,681	1,528	1,584
TOTAL FOREIGN COUNTRIES	166	19	11	4,615	831	13,973	2,333	1,681	4,45,483	1,04,282
Share of Bengal	80	..	2	3,733	..	248	..
„ Bombay	80	..	3	3,868	331	2,041	..	648	3,85,399	1,04,282
„ Sind	146	..	3	745	..	11,993	97	1,133	59,838	..
„ Madras	8	50	765	7
„ Burma	1	..	589	1,114	516	548	471
TOTAL	166	80	11	4,624	831	14,623	9,944	2,247	4,46,793	1,04,760
Beans (dry) (I. O.)—	Tons	Tons	Tons	Tons	Tons					
Aden and Dependencies	32	19	5,424	3,084
Ceylon (excluding Maldives)	388	551	75	..	8	1,32,144	58,214	9,322	..	516
Straits Settlements	175	185	86	150	152	24,053	25,012	9,724	19,024	19,826
Hongkong	5,232	1,753	912	488	500	8,25,627	2,63,246	1,50,648	85,205	74,547
Other British Possessions	7	9	4	11	6	3,108	4,200	2,772	3,926	1,304
TOTAL BRITISH EMPIRE	6,332	2,530	1,076	649	651	9,85,532	3,56,096	1,75,550	1,08,215	96,898
Iraq	365	461	340	73	119	60,225	58,147	53,365	14,675	22,714
Java	1,166	612	120	133	..	1,42,479	69,574	13,182	12,999	..
French Indo-China	138	11,060	..
China (exclusive of Hongkong and Macao)	4,298	2,579	794	116	92	5,71,202	3,22,495	1,12,124	12,252	8,961
Portuguese East Africa	58	16	45	10	38	14,635	2,134	7,000	1,650	5,385
Other Foreign Countries	6	30	22	82	2	1,303	1,977	4,581	9,212	1,879
TOTAL FOREIGN COUNTRIES	5,898	3,698	1,327	551	251	7,90,344	4,52,327	1,90,252	61,748	38,919
Share of Bengal	6	..	43	103	6	1,070	167	7,232	11,273	1,012
„ Bombay	9,571	4,413	1,660	243	197	13,81,344	5,61,763	2,42,564	37,648	34,366
„ Sind	16	36	2	4	30	3,366	6,220	1,202	1,518	3,767
„ Madras	2,169	1,260	274	395	3	2,89,594	1,40,805	32,097	35,409	950
„ Burma	523	519	419	455	671	1,00,502	1,00,868	82,657	84,115	95,538
TOTAL	12,225	6,228	2,403	1,200	912	17,75,876	8,08,423	3,65,802	1,60,963	1,35,612
Gram (I. O.)—	Tons	Tons	Tons	Tons	Tons					
TOTAL BRITISH EMPIRE	115	16	29	10	6	14,485	1,301	3,864	1,123	596
Iraq	12	104	1,122	11,907
Other Foreign Countries	15	..	123	72	82	1,675	24
TOTAL FOREIGN COUNTRIES	27	104	123	72	82	2,797	12,021

No. 10—continued

ARTICLES AND COUNTRIES OF CONSIGNMENT; ALSO SHARE OF EACH PROVINCE	QUANTITY					VALUE				
	1930-31	1931-32	1932-33	1933-34	1934-35	1930-31	1931-32	1932-33	1933-34	1934-35
	Tons	Tons	Tons	Tons	Tons	R	R	R	R	R
Grain, Pulse and Flour—continued										
<i>Gram (I. O)—continued</i>										
Share of Bengal	21	..	20	25	..	3,070	..	2,936	2,760	..
„ Bombay	19	72	77	72	53	1,147	2,419
„ Sind	32	2,602
„ Madras	94	16	9	..	6	11,401	1,377	918	4	652
„ Burma	10	14	..	19	45
TOTAL	116	16	29	37	110	14,559	1,469	3,946	3,920	12,017
Jowar and Bajra (I. O)—										
Aden and Dependencies	38	5,620	..
Other British Possessions	1	100	4	..
TOTAL BRITISH EMPIRE	1	38	100	5,624	..
Iraq	106	7	73	700	767	22,415	700	7,900	57,189	65,801
Portuguese East Africa	66	9,270
Other Foreign Countries	30	3,605	18
TOTAL FOREIGN COUNTRIES	202	7	73	700	767	35,290	718	7,900	57,189	65,801
Share of Bombay	170	7	74	95	390	21,640	716	3,000	4,224	40,354
„ Sind	122	643	377	13,650	63,589	25,447
TOTAL	292	7	74	738	767	35,290	716	3,000	62,813	65,801
Pulse (I. O)—										
Aden and Dependencies	245	486	105	240	16	33,809	70,030	10,812	29,679	1,395
Bahrein Islands	7	5	..	32	3	1,365	790	..	12,009	576
Ceylon (excluding Maldives)	1,185	616	170	543	510	1,47,948	66,937	16,237	50,101	49,095
Straits Settlements	1,376	383	117	93	116	2,01,756	48,445	17,422	11,961	14,243
Hongkong	2,952	1,216	590	546	892	5,04,227	1,49,661	79,589	55,990	1,09,264
Commonwealth of Australia	129	169	84	128	117	29,017	26,883	22,557	31,940	22,228
Other British Possessions	89	6	27	16	34	14,890	1,485	8,775	4,154	5,826
TOTAL BRITISH EMPIRE	5,983	2,921	1,093	1,047	1,688	9,38,009	3,59,231	1,50,392	1,95,834	1,96,610
Iraq	4,414	6,158	2,189	5,851	5,759	6,87,571	7,50,837	2,77,143	6,41,066	7,36,046
Iran	85	23	51	38	19	7,668	2,818	5,109	4,530	8,915
Java	1,008	210	1	250	103	3,54,227	23,051	302	22,988	12,600
Siam	49	1,129	4,834	98,247
French Indo-China	113	238	9,480	20,280
China (exclusive of Hongkong and Macao)	11,002	1,806	1,452	3,170	1,768	18,00,126	2,16,898	1,09,144	3,77,293	1,93,891
Japan	51	1	2	41	42	19,442	403	368	4,144	4,463
Portuguese East Africa	25	4	..	12	11	5,343	725	..	1,900	1,720
Other Foreign Countries	50	10	2	33	2	7,261	1,158	564	5,523	630
TOTAL FOREIGN COUNTRIES	16,585	8,207	3,697	9,061	9,066	29,31,637	10,00,820	4,82,090	10,72,364	10,66,794

GENERAL IMPORTS

(140)

No. 10—continued

ARTICLES, AND COUNTRIES OF CONSIGNMENT; ALSO SHARE OF EACH PROVINCE	QUANTITY					VALUE				
	1930-31	1931-32	1932-33	1933-34	1934-35	1930-31	1931-32	1932-33	1933-34	1934-35
Grain, Pulse and Flour—continued.						R	R	R	R	R
Pulse (I. O)—continued	Tons	Tons	Tons	Tons	Tons					
Share of Bengal	1,076	936	360	292	75	1,57,831	1,20,762	46,340	33,976	11,229
" Bombay	16,383	6,098	2,777	6,952	5,483	27,25,019	7,52,750	3,84,379	3,91,662	8,66,360
" Sind	1,994	3,069	1,367	2,372	2,093	2,90,616	3,77,815	1,68,051	2,36,920	2,03,225
" Madras	3,068	814	196	1,027	2,025	6,22,666	93,133	19,946	96,542	1,72,891
" Burma	48	111	90	65	79	9,594	15,651	13,966	9,190	2,905
TOTAL	22,568	11,028	4,790	10,708	10,764	38,14,646	18,60,111	6,33,082	12,68,198	12,03,410
Rice in the husk (I. C)—	Tons	Tons	Tons	Tons	Tons					
Total British Empire	19	12	10	2	9	1,502	614	660	224	626
French Indo-China	1,551	9,030	..	1,278	71,575	1,21,780	5,70,267	..	58,768	36,20,898
Siam	1	3,101	39,549	30	1,05,180	20,05,982
Other Foreign Countries	1	363	155	7
TOTAL FOREIGN COUNTRIES	1,552	9,030	1	4,379	111,124	1,22,152	5,70,422	37	2,28,954	56,35,880
Share of Bengal	11,843	6,02,176
" Bombay	1	363	155	7	10	..
" Madras	1,560	9,042	10	4,381	99,290	1,22,566	5,70,881	660	2,24,168	50,27,330
" Burma	10	..	1	816	..	30
TOTAL	1,571	9,042	11	4,381	111,133	1,23,744	5,71,036	697	2,24,178	56,36,606
Rice not in the husk (I. C)—	Tons	Tons	Tons	Tons	Tons					
Straits Settlements	361	104	72	40	24	46,438	11,359	6,526	4,389	2,331
Other British Possessions	48	23	18	10	11	9,534	4,340	2,884	1,590	1,889
TOTAL BRITISH EMPIRE	409	127	90	50	35	55,972	15,699	9,410	5,979	4,220
Siam	101	2,292	14,690	54,093	246,036	11,236	2,74,068	12,44,367	30,06,551	1,02,10,404
French Indo-China	3,482	12,944	20,610	25,015	33,842	3,72,527	10,79,867	18,33,557	15,80,124	24,53,543
China (exclusive of Hong-kong and Macao)	1,000	1,966	..	2	1	1,24,536	1,83,108	49	205	193
Japan	2,483	577	107	4,834	2,098	2,28,781	62,865	16,767	3,00,528	1,31,712
Other Foreign Countries	20	25	7	30	6	4,672	4,275	1,937	5,986	1,078
TOTAL FOREIGN COUNTRIES	7,036	17,804	35,420	83,974	282,883	7,41,752	16,04,198	31,00,677	48,93,394	1,87,96,836
Share of Bengal	88	44	16	731	10,084	3,075	9,038	3,468	34,668	6,23,965
" Bombay	2,384	580	57	5,586	3,399	3,29,969	61,313	10,348	3,31,401	3,44,426
" Sind	2	2	..	587	318	442	420	398
" Madras	3,965	17,301	35,418	77,665	269,435	4,33,554	16,47,869	30,92,824	44,78,102	1,78,32,237
" Burma	1,008	6	19	40	..	1,25,539	859	2,507	4,782	20
TOTAL	7,445	17,931	35,510	84,024	282,918	7,07,724	16,10,807	31,10,087	48,99,373	1,88,01,055
Rice flour (I. C)—	Tons	Tons	Tons	Tons	Tons					
TOTAL BRITISH EMPIRE	18	26	40
TOTAL FOREIGN COUNTRIES	..	1	1	58	164

No. 10—continued

ARTICLES AND COUNTRIES OF CONSIGNMENT; ALSO SHARE OF EACH PROVINCE	QUANTITY					VALUE				
	1930-31	1931-32	1932-33	1933-34	1934-35	1930-31	1931-32	1932-33	1933-34	1934-35
						R	R	R	R	R
Grain, Pulse and Flour—continued										
Rice flour (l. O)—continued	Tons	Tons	Tons	Tons	Tons					
Share of Bengal	32
„ Bombay	1	15	73
„ Sind	1	164
„ Madras	3	2	8
„ Burma	9
TOTAL	..	1	1	18	84	204
Wheat (l. O)—	Tons	Tons	Tons	Tons	Tons					
Kenya Colony	30	6,640
Commonwealth of Australia	209,151	109,865	33,482	18,277	7,433	1,79,18,522	71,90,071	29,25,268	12,52,752	5,31,093
Other British Possessions	12	15	46	76	14
TOTAL BRITISH EMPIRE	209,181	109,865	33,482	18,277	7,433	1,79,25,174	71,90,086	29,25,309	12,52,828	5,31,107
Iraq	23,740	1,404	..	21	..	35,07,094	1,11,053	..	1,696	..
Iran	102	18,068
Other Foreign Countries	11	1,520	20
TOTAL FOREIGN COUNTRIES	23,853	1,404	..	21	..	35,27,572	1,11,053	..	1,696	20
Share of Bengal	121,237	39,576	23,213	8,759	2,989	98,32,000	49,35,998	23,45,681	6,51,782	2,02,035
„ Bombay	39,641	27,305	5,269	9,030	4,164	97,37,263	20,44,347	5,79,582	6,62,074	3,29,058
„ Sind	7,932	5,16,307	4	13
„ Madras	18	1,478	15	46	72	30
„ Burma	13,206	2,388	..	509	..	13,15,698	3,20,281	..	40,586	2
TOTAL	232,034	111,269	33,482	18,298	7,433	2,14,52,746	73,01,139	29,25,309	12,54,518	5,31,127
Wheat flour in bags (l. O)—	Tons	Tons	Tons	Tons	Tons					
United Kingdom (including Channel Islands)	5	4	9	42	95	596	525	2,024	7,624
Straits Settlements	29	13	15	20	21	7,278	2,439	3,640	3,297	8,087
Canada—										
Vid Atlantic Coast	56	..
„ Pacific „	44	9	..	6,100	28
Commonwealth of Australia	37	12	41	5	96	5,872	1,576	4,202	693	9,102
Other British Possessions	42	3	..	3	..	4,251	408	110	210	84
TOTAL BRITISH EMPIRE	108	33	60	81	159	17,496	4,008	7,477	12,889	19,925
TOTAL FOREIGN COUNTRIES	12	1	1	..	9	2,018	262	49	113	1,063
Share of Bengal	10	1	..	48	20	3,626	67	..	6,885	2,437
„ Bombay	78	16	45	9	12	9,120	1,851	4,725	1,724	1,047
„ Sind	1	1	121	49	79	29
„ Madras	3	576	39	87
„ Burma	29	17	15	24	136	7,387	3,162	2,695	4,019	17,409
TOTAL	120	34	61	81	168	19,609	5,280	7,526	12,607	31,013

GENERAL IMPORTS

(142)

No. 10—continued

ARTICLES, AND COUNTRIES OF CONSIGNMENT; ALSO SHARE OF EACH PROVINCE	QUANTITY					VALUE				
	1930-31	1931-32	1932-33	1933-34	1934-35	1930-31	1931-32	1932-33	1933-34	1934-35
Grain, Pulse and Flour—continued						R	R	R	R	R
<i>Other sorts (I. O)—</i>	Tons	Tons	Tons	Tons	Tons					
United Kingdom (including Channel Islands)	23	28	6	9	226	3,515	4,530	1,711	2,380	20,793
Ceylon (excluding Maldives).	69	149	417	53	1	8,900	6,037	19,448	3,844	82
Straits Settlements	150	..	4	45	13	21,088	27	568	4,414
Union of South Africa	199	21,052
Commonwealth of Australia	468	236	120	114	118	65,246	32,758	16,812	16,213	28,350
Other British Possessions	1	5	18	6	1	129	859	1,759	554	85
TOTAL BRITISH EMPIRE	700	579	661	186	391	98,855	66,467	39,757	23,559	49,724
Siam	6	278	510	20,321
Iran	116	14,824
Java	110	..	1	12,505	..	680	..
Other Foreign Countries	35	19	30	42	164	3,510	1,200	3,169	4,449
TOTAL FOREIGN COUNTRIES	116	145	19	36	316	15,048	10,015	1,200	4,359	24,770
Share of Bengal	389	4	18	24	238	40,549	455	1,759	4,328	30,528
.. Bombay	127	35	19	1	36	16,223	3,595	1,356	361	3,899
.. Sind	5	8	6	552	1,267	..	375	386
.. Madras	147	504	421	104	343	18,080	60,353	19,913	9,440	27,576
.. Burma	208	173	122	83	83	38,039	26,779	18,019	13,394	11,113
TOTAL	876	724	580	222	706	1,13,903	82,482	41,047	27,898	73,194
Total Grain, Pulse and Flour—	Tons	Tons	Tons	Tons	Tons					
United Kingdom (including Channel Islands)	51	58	36	45	310	12,840	12,130	8,147	12,678	35,897
Aden and Dependencies	246	520	135	278	16	38,863	75,790	19,906	35,239	1,395
Bahrain Islands	7	8	..	82	3	1,368	1,160	..	12,018	576
Ceylon (excluding Maldives).	2,280	1,354	683	602	534	3,07,145	1,85,567	47,242	54,917	45,798
Straits Settlements	1,901	784	275	315	358	2,83,278	1,04,094	37,030	40,004	44,089
Hongkong.	8,215	3,035	1,588	1,054	1,892	18,30,481	4,21,242	2,35,256	1,43,749	1,84,168
Union of South Africa	200	..	3	21,252	..	230
Zanzibar and Pemba	64	..	2	5,678	28	800	84	27
Kenya Colony	51	1	9	1	8	8,700	190	1,645	115	375
Canada—										
Via Atlantic Coast	56	..
" Pacific "	44	U	..	6,100	28
Commonwealth of Australia	209,785	110,234	33,731	18,526	7,704	1,80,18,657	72,51,283	29,69,254	18,02,018	5,85,809
Other British Possessions	47	5	..	2	2	9,411	687	65	107	805
TOTAL BRITISH EMPIRE	222,907	116,044	36,402	20,949	10,382	2,00,32,733	80,02,189	33,13,125	16,07,085	8,98,983

No. 10—continued

ARTICLES, AND COUNTRIES OF CONSIGNMENT; ALSO SHARE OF EACH PROVINCE	QUANTITY					VALUE				
	1930-31	1931-32	1932-33	1933-34	1934-35	1930-31	1931-32	1932-33	1933-34	1934-35
Grain, Pulse and Flour—concluded										
Total Grain, Pulse and Flour —continued	Tons	Tons	Tons	Tons	Tons	R	R	R	R	R
Iraq	27,985	8,062	2,622	10,845	7,609	48,06,049	9,19,454	3,30,885	11,51,444	9,43,408
Iran	150	37	69	184	21	28,457	5,041	7,722	13,980	4,615
Java	2,183	938	131	388	104	4,98,126	1,10,764	14,169	37,847	12,810
Siam	101	2,292	14,697	57,911	287,887	11,236	2,74,107	12,44,307	31,62,029	1,38,29,964
French Indo-China	5,033	21,073	20,610	26,501	105,655	4,94,316	16,50,194	18,38,657	10,60,292	61,09,724
China (exclusive of Hong- kong and Macao)	10,330	6,364	2,246	3,814	1,856	24,99,428	7,24,030	3,11,817	3,93,190	2,02,960
Japan	2,485	599	112	4,880	2,141	2,48,706	66,333	17,343	3,06,172	1,36,489
Portuguese East Africa	149	20	45	..	49	29,260	2,859	7,000	..	7,085
Other Foreign Countries	89	31	13	75	28	14,320	5,658	4,430	18,392	5,365
TOTAL FOREIGN COUNTRIES	54,505	40,316	40,550	108,364	405,350	81,29,904	37,58,330	37,84,322	67,63,076	2,57,46,410
Share of Bengal	122,824	81,641	26,876	9,984	25,235	1,00,95,521	60,75,241	24,07,396	6,45,709	14,30,467
.. Bombay	118,315	33,954	9,904	25,796	15,883	1,41,23,134	34,27,635	12,32,601	23,70,650	17,33,193
.. Sind	10,217	3,114	1,379	3,766	2,538	8,45,971	3,84,333	1,71,041	3,52,743	2,33,347
.. Madras	11,024	23,937	36,328	83,680	371,107	14,99,937	24,04,274	31,66,519	48,44,502	2,30,61,361
.. Burma	15,032	3,714	666	1,187	969	15,98,074	4,62,537	1,20,390	1,56,557	1,31,512
TOTAL	277,412	156,360	76,952	124,313	416,782	2,81,62,637	1,17,60,525	70,97,947	83,70,161	2,60,45,395
Graphite crucibles (H. B)—										
United Kingdom (including Channel Islands)	2,460	2,874	2,198	2,040	2,523	1,27,567	1,49,900	1,17,525	1,16,503	1,38,605
Other British Possessions	3	78
TOTAL BRITISH EMPIRE	2,460	2,874	2,201	2,040	2,523	1,27,567	1,49,900	1,17,603	1,16,503	1,38,605
Germany	666	955	470	945	628	32,447	80,787	21,071	88,578	27,860
Japan	11	29	..	983	1,065	549	924	..	21,924	29,965
United States of America— Via Atlantic Coast	77	125	24	35	2	3,116	7,360	2,016	1,599	101
Other Foreign Countries	12	27	7	493	777	435	5	..
TOTAL FOREIGN COUNTRIES	766	1,186	501	1,968	2,290	26,605	89,848	23,522	62,108	57,925
Share of Bengal	397	600	82	1,487	1,841	41,658	17,379	5,596	59,053	67,585
.. Bombay	1,742	3,811	1,861	1,969	2,385	89,616	1,39,533	94,937	90,721	1,03,517
.. Sind	397	441	623	393	363	18,622	23,845	27,295	23,344	16,956
.. Madras	153	195	230	167	90	3,779	6,964	13,006	5,492	1,185
.. Burma	37	33	6	..	134	3,498	2,127	291	..	7,288
TOTAL	3,226	4,010	2,702	4,006	4,818	1,54,172	1,89,748	1,41,195	1,78,009	1,96,581
Gums and Resins— Arabic (H. D)—										
United Kingdom (including Channel Islands)	2,447	139	13	25	98	64,042	4,338	565	757	2,933
Aden and Dependencies	2,789	1,868	975	1,007	1,601	69,438	30,623	24,232	22,784	80,784
Tanganyika Territory	48	..	81	..	2,788	1,200	..	651	..	62,005
Somaland Protectorate	125	79	..	94	259	3,135	1,825	..	2,127	5,798
Anglo-Egyptian Sudan	590	1,088	808	874	1,425	15,406	23,440	17,602	20,139	29,200
Other British Possessions	2	7	12	227	27	50	225	351	4,571	1,418
TOTAL BRITISH EMPIRE	5,996	2,970	1,898	2,227	6,093	1,53,315	69,406	42,401	50,378	21,23,132

GENERAL IMPORTS

(144)

No. 10—continued

ARTICLES, AND COUNTRIES OF CONSIGNMENT; ALSO SHARE OF EACH PROVINCE	QUANTITY					VALUE				
	1930-31	1931-32	1932-33	1933-34	1934-35	1930-31	1931-32	1932-33	1933-34	1934-35
Gums and Resins—continued										
<i>Arabic (H. D.)—continued</i>	Owts.	Owts.	Owts.	Owts.	Owts.	R	R	R	R	R
Germany	180	21	236	16	71	10,108	793	9,257	368	1,889
Native States in Arabia other than Maskat Territory and Trucial Oman	692	225	161	70	156	18,483	4,765	3,595	1,570	4,308
Iran	214	12	6	6,009	270	86
Egypt	771	940	1,155	191	..	25,484	28,188	26,275	3,820	..
Italian East Africa (Somal- land and Eritrea)	958	397	746	10,941	3,618	15,312
Other Foreign Countries	166	238	273	115	186	4,670	5,774	5,798	3,475	3,822
TOTAL FOREIGN COUNTRIES	2,981	1,828	2,577	392	368	84,695	48,402	60,271	9,245	10,019
<i>Share of Bengal</i>	<i>1,060</i>	<i>1,126</i>	<i>1,597</i>	<i>344</i>	<i>61</i>	<i>32,268</i>	<i>34,182</i>	<i>36,324</i>	<i>19,945</i>	<i>1,949</i>
" <i>Bombay</i>	<i>7,234</i>	<i>3,304</i>	<i>2,597</i>	<i>1,748</i>	<i>6,157</i>	<i>1,73,731</i>	<i>73,349</i>	<i>63,913</i>	<i>38,926</i>	<i>1,38,532</i>
" <i>Sind</i>	<i>98</i>	<i>74</i>	<i>117</i>	<i>28</i>	<i>24</i>	<i>2,068</i>	<i>1,347</i>	<i>2,187</i>	<i>661</i>	<i>605</i>
" <i>Madras</i>	<i>184</i>	<i>..</i>	<i>104</i>	<i>..</i>	<i>..</i>	<i>7,124</i>	<i>25</i>	<i>2,148</i>	<i>..</i>	<i>6</i>
" <i>Burma</i>	<i>401</i>	<i>..</i>	<i>..</i>	<i>1</i>	<i>214</i>	<i>22,819</i>	<i>2</i>	<i>..</i>	<i>89</i>	<i>6,067</i>
TOTAL	3,977	4,504	4,415	2,610	6,456	2,38,010	1,08,998	1,08,072	59,823	1,42,151
Benjamin (H. D.)—										
United Kingdom (including Channel Islands)	825	12	845	..	30	37,523	720	33,030	..	1,530
Ceylon (excluding Maldives)	146	7	225	1	27	3,708	278	11,300	29	281
Straits Settlements	15,914	17,781	10,334	20,295	18,935	8,31,829	8,90,883	9,49,257	8,86,008	7,47,196
Other British Possessions	2	96	55	9	107	119	2,538	1,954	505	4,721
TOTAL BRITISH EMPIRE	16,887	17,896	20,459	20,305	19,099	8,73,174	8,94,419	9,95,541	8,86,541	7,58,728
Sumatra	22	220	57	75	448	1,245	12,621	3,377	3,167	18,813
Java	2	124	29	466	397	94	5,469	580	11,430	13,989
Borneo (Dutch)	41	480	1,302	19,532
Other Foreign Countries	2	1	1	76	87	65	63	17	3,129	2,376
TOTAL FOREIGN COUNTRIES	26	345	87	658	1,341	1,404	18,158	3,974	19,028	54,710
<i>Share of Bengal</i>	<i>1,477</i>	<i>1,312</i>	<i>1,551</i>	<i>2,046</i>	<i>1,791</i>	<i>90,609</i>	<i>73,518</i>	<i>78,480</i>	<i>85,973</i>	<i>74,054</i>
" <i>Bombay</i>	<i>6,787</i>	<i>7,931</i>	<i>9,197</i>	<i>8,178</i>	<i>8,686</i>	<i>3,81,672</i>	<i>4,61,071</i>	<i>5,48,108</i>	<i>4,55,467</i>	<i>4,22,903</i>
" <i>Sind</i>	<i>102</i>	<i>66</i>	<i>78</i>	<i>167</i>	<i>97</i>	<i>5,334</i>	<i>3,450</i>	<i>3,285</i>	<i>6,971</i>	<i>3,891</i>
" <i>Madras</i>	<i>7,642</i>	<i>8,102</i>	<i>8,913</i>	<i>9,723</i>	<i>9,077</i>	<i>3,48,209</i>	<i>3,28,320</i>	<i>3,35,145</i>	<i>3,24,060</i>	<i>2,78,471</i>
" <i>Burma</i>	<i>905</i>	<i>830</i>	<i>807</i>	<i>849</i>	<i>789</i>	<i>48,754</i>	<i>46,213</i>	<i>34,497</i>	<i>34,098</i>	<i>29,119</i>
TOTAL	16,913	18,241	20,546	20,963	20,440	8,74,578	9,12,572	9,90,515	9,05,569	8,08,438
Dammer (resins) (H. D.)—										
United Kingdom (including Channel Islands)	356	..	1,755	890	..	10,824	12	17,072	19,127
Straits Settlements	28,603	33,127	49,127	46,722	54,079	2,18,611	2,45,972	3,52,545	3,35,424	3,40,282
Federated Malay States	1,840	1,085	2,541	1,196	878	11,664	10,378	20,357	8,821	4,808
Other British Possessions	109	86	90	118	85	3,905	2,040	2,433	3,082	1,933
TOTAL BRITISH EMPIRE	30,552	34,654	51,758	51,791	55,932	2,33,880	2,63,114	3,75,347	3,64,899	3,65,250
Belgium	22	111	1	1,331	7,004	189
United States of America— Via Atlantic Coast	713	125	6,470	1,320
Other Foreign Countries	103	82	82	178	..	808	1,234	1,963	2,891
TOTAL FOREIGN COUNTRIES	..	103	104	906	304	..	808	2,565	15,487	4,400

No. 10—continued

ARTICLES, AND COUNTRIES OF CONSIGNMENT; ALSO SHARE OF EACH PROVINCE	QUANTITY					VALUE				
	1930-31	1931-32	1932-33	1933-34	1934-35	1930-31	1931-32	1932-33	1933-34	1934-35
Gums and Resins—continued										
Dammar (resins) (II. D)— continued	Cwts.	Cwts.	Cwts.	Cwts.	Cwts.	R	R	R	R	R
Share of Bengal	29,229	23,651	24,496	23,215	24,320	2,22,657	1,73,260	1,72,661	1,45,317	1,44,393
„ Bombay	107	2,643	3,122	7,975	5,700	3,590	43,089	76,052	85,709	31,761
„ Sind	21	..	20	465	..	492	..
„ Madras	716	1,689	3,162	3,804	3,027	7,633	14,192	21,449	27,439	30,777
„ Burma	6,753	16,082	17,683	19,989	..	37,912	1,03,850	1,20,379	1,22,719
TOTAL	30,052	34,757	51,362	52,697	50,236	2,33,830	2,63,917	3,77,912	3,79,836	3,69,050
Oilbamm or Frankincense (II. D)—	Cwts.	Cwts.	Cwts.	Cwts.	Cwts.					
Adon and Dependencies	2,459	599	1,482	2,328	1,328	30,446	7,862	15,150	24,818	18,006
Other British Possessions	384	4	208	93	260	3,554	53	2,188	717	2,585
TOTAL BRITISH EMPIRE	2,793	603	1,685	2,391	2,088	33,999	7,415	17,338	25,535	21,193
Maskat Territory and Trucial Oman	11,598	7,997	10,153	11,740	6,205	1,22,289	81,181	98,487	1,25,218	60,337
Other Native States in Arabia	18,215	9,340	6,411	10,908	7,038	1,25,085	94,558	64,826	1,17,270	81,005
Italian East Africa (Somal- land and Eritrea)	198	60	75	5,627	600	817
Other Foreign Countries	270	56	..	5	..	3,420	1,344	10	255	..
TOTAL FOREIGN COUNTRIES	25,279	17,453	16,639	22,659	13,243	2,56,421	1,77,628	1,64,090	2,42,752	1,47,432
Share of Bombay	23,071	18,036	18,306	25,023	15,321	2,90,393	1,84,366	1,81,231	2,67,881	1,65,518
„ Sind	1	18	18	13	6	11	147	180	134	46
„ Madras	2	..	8	5	16	38	2	301	62
„ Burma	1	10	11	..
TOTAL	23,072	18,056	18,324	25,050	15,331	2,90,420	1,85,048	1,81,423	2,68,287	1,66,625
Resin (II. D)—	Cwts.	Cwts.	Cwts.	Cwts.	Cwts.					
United Kingdom (including Channel Islands)	1,132	601	194	1,880	696	12,322	5,771	2,318	17,086	6,120
Straits Settlements	29,819	19,553	747	192	188	2,24,554	1,22,499	6,120	1,787	1,719
Federated Malay States	848	825	29	6,171	1,884	200
Other British Possessions	17	311	4	36	185	278	2,799	86	912	1,600
TOTAL BRITISH EMPIRE	31,816	20,700	973	1,958	1,069	2,43,325	1,32,953	8,674	19,785	9,447
Germany	333	258	279	1,974	1,510	4,429	2,724	2,014	18,581	12,617
France	301	785	3,137	7,005
United States of America— Vid Atlantic Coast	16,265	12,031	13,214	29,157	49,217	2,19,860	1,32,566	1,34,034	2,74,478	4,08,440
„ Pacific „	85	89	712	1,027	273	626	1,155	7,881	11,017	2,511
Other Foreign Countries	226	649	475	121	951	2,874	4,540	6,040	1,101	8,406
TOTAL FOREIGN COUNTRIES	16,860	13,027	14,080	32,580	52,736	2,27,769	1,40,985	1,50,569	3,08,404	4,30,188
Share of Bengal	13,874	11,892	10,830	26,863	33,949	1,85,117	1,10,154	1,14,184	2,60,776	2,85,663
„ Bombay	7,763	7,858	2,298	5,518	16,320	63,589	64,680	20,862	46,370	1,31,666
„ Sind	95	633	185	..	491	1,198	4,412	1,336	19	3,788
„ Madras	2,764	2,385	2,135	1,783	1,985	37,088	26,718	20,861	17,392	15,088
„ Burma	24,164	11,049	155	364	1,050	1,31,219	67,974	1,910	3,633	9,540
TOTAL	48,676	33,817	16,653	34,588	63,805	4,71,114	2,73,938	1,59,248	3,28,169	4,18,686

No. 10—continued

ARTICLES, AND COUNTRIES OF CONSIGNMENT; ALSO SHARE OF EACH PROVINCE	QUANTITY					VALUE				
	1930-31	1931-32	1932-33	1933-34	1934-35	1930-31	1931-32	1932-33	1933-34	1934-35
	Owts.	Owts.	Owts.	Owts.	Owts.	R	R	R	R	R
Gums and Resins—concluded										
Total Gums and Resins—continued										
Sumatra	22	222	57	75	448	1,245	12,631	3,377	3,167	16,813
Java	4	124	81	406	533	149	5,473	1,021	12,021	15,386
Borneo (Dutch).	41	430	1,302	19,532
Egypt	965	955	1,180	221	30	30,540	29,946	29,215	5,994	2,664
Italian East Africa (Somaland and Eritrea)	1,325	510	821	277	..	30,006	9,860	16,129	5,742	..
United States of America—										
Via Atlantic Coast	16,278	12,031	13,420	29,382	49,500	2,19,954	1,32,580	1,37,317	2,31,604	4,15,381
" Pacific "	85	89	712	1,027	273	626	1,155	7,881	11,017	2,511
Other Foreign Countries	269	812	188	376	895	4,017	5,935	3,780	10,912	11,209
TOTAL FOREIGN COUNTRIES	82,410	48,022	45,098	87,065	89,895	12,57,850	7,02,917	5,67,403	9,72,106	9,70,295
Share of Bengal	47,812	40,659	40,359	56,153	63,436	6,07,551	4,51,886	4,52,302	6,00,109	6,02,114
" Bombay	94,738	66,734	72,467	95,424	96,037	17,31,198	14,11,309	13,50,281	14,88,599	15,72,353
" Sind	412	944	628	401	713	11,472	13,344	13,797	17,703	16,156
" Madras	12,133	12,670	14,793	15,812	15,046	4,33,764	3,91,118	3,96,357	3,92,008	3,33,704
" Burma	21,794	18,734	17,255	19,036	22,137	2,73,864	1,57,046	1,50,638	1,62,561	1,73,637
TOTAL	180,880	139,741	145,502	186,831	197,419	31,05,850	24,25,003	23,83,375	26,60,930	26,97,514
Hair and manufactures of hair—										
Hair of all kinds (II. S)—										
United Kingdom (including Channel Islands)	95	55	32	48	37	15,541	4,919	4,030	3,405	3,378
Hongkong	56	19	15	6	14	18,638	6,615	4,230	1,404	3,130
Other British Possessions	26	2	1	..	24	76	47	28
TOTAL BRITISH EMPIRE	151	74	72	54	52	34,179	11,558	8,336	4,856	6,536
Maskat Territory and Trucial Oman	430	330	780	593	608	8,316	16,097	11,515	9,684	10,607
Iran	389	437	473	937	1,095	9,095	9,155	9,047	10,536	19,216
China (exclusive of Hongkong and Macao)	4	2	..	4	94	2,131	648	48	750	5,543
Other Foreign Countries	26	1	..	6	203	580	381	144	953
TOTAL FOREIGN COUNTRIES	832	1,205	1,254	1,534	1,803	19,855	26,436	20,991	30,114	36,324
Share of Bengal	66	39	7	44	33	11,735	3,374	1,133	3,526	3,369
" Bombay	33	16	55	14	13	5,543	1,079	2,304	935	1,372
" Sind	323	1,292	1,244	1,524	1,793	17,411	25,559	20,517	28,995	29,323
" Madras	3	2	..	92	513	255	38	3	5,127
" Burma	56	19	15	6	14	18,332	6,631	4,310	1,411	3,179
TOTAL	933	1,369	1,320	1,588	1,855	54,034	38,044	29,367	34,970	42,800
Manufactures of hair, other than toilet requisites (III. U)—										
United Kingdom (including Channel Islands)	59,166	3,074	11,330	18,319	24,067
Other British Possessions	20
TOTAL BRITISH EMPIRE	59,166	3,074	11,350	18,319	24,067
TOTAL FOREIGN COUNTRIES	124	..	523	..
Share of Bengal	53,476	2,690	10,941	17,968	23,309
" Bombay	643	463	..	1,379	439
" Madras	146	351	..	357
" Burma	47	..	53
TOTAL	59,166	3,193	11,350	19,347	24,067
Total value of Hair and manufactures of hair	1,13,200	41,242	40,707	54,317	69,927

ARTICLES, AND COUNTRIES OF CONSIGNMENT; ALSO SHARE OF EACH PROVINCE	QUANTITY					VALUE				
	1930-31	1931-32	1932-33	1933-34	1934-35	1930-31	1931-32	1932-33	1933-34	1934-35
						R	R	R	R	R
Hardware (excluding cutlery and electroplated ware)—										
<i>Agricultural implements (III. D)—</i>										
United Kingdom (including Channel Islands)	—	—	—	—	—	7,44,241	4,30,387	5,58,650	5,82,777	1,22,082
Union of South Africa	—	—	—	—	—	5,974
Other British Possessions	—	—	—	—	—	1,157	299	280	744	1,311
TOTAL BRITISH EMPIRE	—	—	—	—	—	7,45,398	4,80,686	5,64,813	5,83,521	1,24,293
Germany	—	—	—	—	—	70,402	23,381	25,747	13,078	11,726
United States of America—										
<i>Yds Atlantic Coast</i>	—	—	—	—	—	50,075	43,884	37,178	20,150	20,903
<i>" Pacific "</i>	—	—	—	—	—	2,470	935	..
Other Foreign Countries	—	—	—	—	—	3,821	5,282	1,849	1,051	7,035
TOTAL FOREIGN COUNTRIES	—	—	—	—	—	1,25,198	72,047	67,244	46,014	39,664
<i>Share of Bengal</i>	—	—	—	—	—	3,43,407	2,32,330	2,66,863	2,91,818	61,493
<i>" Bombay</i>	—	—	—	—	—	1,39,056	72,981	65,360	38,517	29,829
<i>" Sind</i>	—	—	—	—	—	11,694	22,255	22,029	29,067	20,312
<i>" Madras</i>	—	—	—	—	—	2,37,920	1,07,744	2,04,045	1,76,533	33,901
<i>" Burma</i>	—	—	—	—	—	1,33,519	56,924	73,760	93,600	18,422
TOTAL	—	—	—	—	—	8,70,596	5,52,738	6,32,057	6,29,535	1,63,957
Buckets of turned or galvanised iron (III. D)—										
United Kingdom (including Channel Islands)	—	—	—	—	—	1,13,148	44,676	20,532	17,311	24,169
Other British Possessions	—	—	—	—	—	740	215	275	244	448
TOTAL BRITISH EMPIRE	—	—	—	—	—	1,13,888	44,891	20,807	18,055	24,617
Sweden	—	—	—	—	—	20,538
Germany	—	—	—	—	—	22,020	10,750	2,685	7,012	135,006
Other Foreign Countries	—	—	—	—	—	249	1,598	264	1,140	5,363
TOTAL FOREIGN COUNTRIES	—	—	—	—	—	22,269	12,348	2,949	8,152	61,566
<i>Share of Bengal</i>	—	—	—	—	—	3,810	2,264	2,281	2,861	5,028
<i>" Bombay</i>	—	—	—	—	—	1,649	3,266	3,347	7,752	12,077
<i>" Sind</i>	—	—	—	—	—	622	704	176	879	62,532
<i>" Madras</i>	—	—	—	—	—	5,675	3,539	3,914	5,380	9,720
<i>" Burma</i>	—	—	—	—	—	1,19,396	47,177	15,035	9,555	6,766
TOTAL	—	—	—	—	—	1,86,152	57,289	23,756	20,207	86,103

No. 10—continued

ARTICLES, AND COUNTRIES OF CONSIGNMENT; ALSO SHARE OF EACH PROVINCE	QUANTITY					VALUE				
	1930-31	1931-32	1932-33	1933-34	1934-35	1930-31	1931-32	1932-33	1933-34	1934-35
						R	R	R	R	R
Hardware (excluding cutlery and electroplated ware)—continued										
<i>Builders' hardware, such as locks, hinges, door bolts, etc. (III. D)—</i>										
United Kingdom (including Channel Islands)	—	—	—	—	—	12,28,873	8,09,059	4,98,098	3,76,040	4,54,194
Ceylon (excluding Maldives)	—	—	—	—	—	5,217	3,698	7,668	264	166
Other British Possessions	—	—	—	—	—	389	582	1,071	196	..
TOTAL BRITISH EMPIRE	—	—	—	—	—	12,34,479	8,18,339	5,06,827	3,76,500	4,54,360
Sweden	—	—	—	—	—	5,42,980	4,97,888	5,59,884	4,14,285	4,45,311
Germany	—	—	—	—	—	13,33,277	10,17,688	15,43,178	11,71,089	13,27,197
Netherlands	—	—	—	—	—	11,899	1,348	..	680	..
Belgium	—	—	—	—	—	48,638	44,835	54,346	28,055	21,309
France	—	—	—	—	—	201	562	14,388	2,297	3,777
Czechoslovakia	—	—	—	—	—	2,221	3,782	1,817	67	5,819
Japan	—	—	—	—	—	8,807	6,660	15,984	66,382	1,32,295
United States of America—										
<i>Via Atlantic Coast</i>	—	—	—	—	—	98,019	65,154	19,310	12,189	12,476
" Pacific "	—	—	—	—	—	89	540
Other Foreign Countries	—	—	—	—	—	6,168	8,063	4,955	4,984	711
TOTAL FOREIGN COUNTRIES	—	—	—	—	—	20,51,290	16,46,465	22,18,362	17,00,028	19,48,956
<i>Share of Bengal</i>	—	—	—	—	—	8,23,420	6,58,228	10,79,373	6,97,108	9,17,223
" Bombay	—	—	—	—	—	8,11,123	6,82,771	4,27,313	3,53,600	3,36,940
" Sind	—	—	—	—	—	5,26,455	5,43,530	6,04,620	4,83,002	5,88,606
" Madras	—	—	—	—	—	7,97,686	4,62,113	4,41,955	3,73,364	4,07,405
" Burma	—	—	—	—	—	3,27,154	2,12,862	1,66,422	1,69,403	1,54,143
TOTAL	—	—	—	—	—	32,85,778	24,59,804	27,20,189	20,76,537	24,03,316
Domestic hardware, other than enamelled ironware (III. D)—										
United Kingdom (including Channel Islands)	—	—	—	—	—	2,71,018	2,44,299	2,19,592	2,41,481	2,19,876
Ceylon (excluding Maldives)	—	—	—	—	—	8,686	4,835	4,117	3,560	2,002
Commonwealth of Australia	—	—	—	—	—	548	7,594
Other British Possessions	—	—	—	—	—	7,878	7,781	6,062	4,870	6,309
TOTAL BRITISH EMPIRE	—	—	—	—	—	2,87,582	2,56,865	2,26,761	2,50,459	2,56,441
Sweden	—	—	—	—	—	62,011	70,568	65,718	70,813	45,940
Germany	—	—	—	—	—	3,31,892	2,25,200	2,76,386	1,68,876	1,07,569
Belgium	—	—	—	—	—	1,406	24,080	12,588	24,943	26,652
France	—	—	—	—	—	11,208	22,105	16,544	8,879	2,381
Italy (including Fiume)	—	—	—	—	—	5,216	2,619	2,776	941	952
Austria	—	—	—	—	—	25,558	13,838	15,534	17,117	6,265
Czechoslovakia	—	—	—	—	—	25,949	15,688	13,797	4,002	13,764
Japan	—	—	—	—	—	67,654	64,623	1,16,801	1,20,781	1,64,193
United States of America—										
<i>Via Atlantic Coast</i>	—	—	—	—	—	2,03,635	1,28,010	1,11,143	1,31,560	2,29,933
" Pacific "	—	—	—	—	—	88	65	190	50	1,527
Other Foreign Countries	—	—	—	—	—	1,741	3,036	5,250	8,286	9,748
TOTAL FOREIGN COUNTRIES	—	—	—	—	—	7,36,853	5,64,717	6,36,722	5,55,198	6,08,920

GENERAL IMPORTS

(150)

No. 10—continued

ARTICLES, AND COUNTRIES OF CONSIGNMENT; ALSO SHARE OF EACH PROVINCE	QUANTITY					VALUE				
	1930-31	1931-32	1932-33	1933-34	1934-35	1930-31	1931-32	1932-33	1933-34	1934-35
						₹	₹	₹	₹	₹
Hardware (excluding cutlery and electroplated ware)—continued										
Domestic hardware, other than enamelled ironware (III. D)—continued										
Share of Bengal	—	—	—	—	—	1,94,895	1,78,337	1,62,875	1,04,333	1,06,189
" Bombay	—	—	—	—	—	2,67,766	2,49,080	2,36,602	2,27,220	2,23,391
" Sind	—	—	—	—	—	1,71,416	1,33,046	1,17,290	1,64,037	2,38,516
" Madras	—	—	—	—	—	2,60,747	1,44,563	1,96,355	1,68,123	1,53,501
" Burma	—	—	—	—	—	1,39,111	1,16,656	1,62,331	1,61,824	1,49,815
TOTAL	—	—	—	—	—	10,23,935	8,31,582	8,05,488	8,05,657	8,56,361
Enamelled ironware (III. D)—										
United Kingdom (including Channel Islands)	—	—	—	—	—	1,34,243	1,08,724	1,38,682	1,29,440	1,26,725
Other British Possessions	—	—	—	—	—	5,060	2,978	3,539	6,255	2,455
TOTAL BRITISH EMPIRE	—	—	—	—	—	1,39,303	1,09,722	1,37,201	1,35,695	1,29,182
Foreign Countries										
Sweden	—	—	—	—	—	7,140	9,839	20,664	38,782	62,128
Poland (including Danzig)	—	—	—	—	—	1,809	..	535	1,866	6,953
Germany	—	—	—	—	—	2,65,268	1,54,275	1,79,119	1,24,053	86,561
Netherlands	—	—	—	—	—	14,885	5,000	3,883	3,348	1,743
Belgium	—	—	—	—	—	3,478	6,712	4,698	9,804	15,263
Italy (including Fiume)	—	—	—	—	—	6,256	11,792	8,611	11,905	12,998
Austria	—	—	—	—	—	31,647	27,191	17,846	29,764	35,215
Hungary	—	—	—	—	—	983	1,390	11,270	14,352	89,177
Czechoslovakia	—	—	—	—	—	5,77,339	2,76,257	2,99,852	2,60,992	3,45,792
Japan	—	—	—	—	—	18,14,359	8,91,237	16,03,075	15,28,944	9,68,892
United States of America—										
Via Atlantic Coast	—	—	—	—	—	11,456	5,073	179	1,419	4,717
Other Foreign Countries	—	—	—	—	—	1,475	5,529	1,727	7,865	1,176
TOTAL FOREIGN COUNTRIES	—	—	—	—	—	22,25,520	18,04,355	21,50,349	20,27,004	16,21,616
Share of Bengal										
" Bombay	—	—	—	—	—	7,79,710	4,49,513	7,53,022	6,99,712	4,20,482
" Sind	—	—	—	—	—	4,26,574	3,71,660	5,55,108	4,87,444	6,44,893
" Madras	—	—	—	—	—	1,12,055	1,40,578	1,24,358	2,18,217	1,66,494
" Burma	—	—	—	—	—	4,86,520	2,41,959	3,64,299	3,39,477	2,61,888
TOTAL	—	—	—	—	—	23,64,828	15,04,127	22,87,560	21,68,299	17,50,707
Gas mantles (III. D)—										
United Kingdom (including Channel Islands)	—	—	—	—	—	68,851	30,538	80,670	67,744	58,792
Other British Possessions	—	—	—	—	—	1	2	14
TOTAL BRITISH EMPIRE	—	—	—	—	—	68,852	30,538	80,670	67,746	58,806

No. 10—continued

ARTICLES, AND COUNTRIES OF CONSIGNMENT; ALSO SHARE OF EACH PROVINCE	QUANTITY					VALUE				
	1930-31	1931-32	1932-33	1933-34	1934-35	1930-31	1931-32	1932-33	1933-34	1934-35
						R	R	R	R	R
Hardware (excluding cutlery and electroplated ware)—continued										
Gas mantles (III. D)—continued										
Sweden	—	—	—	—	—	17,642	14,304	83,053	18,716	14,980
Germany	—	—	—	—	—	4,47,268	2,68,937	6,89,566	3,71,767	2,45,818
Japan	—	—	—	—	—	10,005	8,808	28,636	7,830	4,790
United States of America—										
<i>Viz</i> Atlantic Coast	—	—	—	—	—	83,169	66,837	84,449	25,657	15,084
Other Foreign Countries	—	—	—	—	—	1,536	2,319	699	2,213	4,026
TOTAL FOREIGN COUNTRIES	—	—	—	—	—	5,59,610	3,50,295	7,84,403	4,26,172	2,84,009
Share of Bengal	—	—	—	—	—	1,51,652	1,04,757	1,87,173	1,22,314	57,618
" <i>Bombay</i>	—	—	—	—	—	3,49,149	2,37,905	4,89,411	2,83,837	1,99,064
" <i>Sind</i>	—	—	—	—	—	89,818	27,083	60,750	33,328	28,403
" <i>Madras</i>	—	—	—	—	—	88,803	23,077	1,27,739	49,079	41,309
" <i>Burma</i>	—	—	—	—	—	6,040	6	..	350	17,876
TOTAL	—	—	—	—	—	6,28,462	8,92,828	6,65,073	4,98,918	3,48,469
Implements and tools other than agricultural implements and machine tools (III. D)—										
United Kingdom (including Channel Islands)	—	—	—	—	—	23,74,476	17,04,292	18,44,626	18,80,582	25,30,117
Strait Settlements	—	—	—	—	—	1,806	3,225	1,324	2,410	9,797
Canada—										
<i>Viz</i> Atlantic Coast	—	—	—	—	—	23,801	4,038	4,313	624	2,825
Commonwealth of Australia	—	—	—	—	—	10,741	808	8	1,094	691
Other British Possessions	—	—	—	—	—	2,384	2,936	2,511	1,384	1,125
TOTAL BRITISH EMPIRE	—	—	—	—	—	24,13,058	17,16,389	18,52,782	18,86,094	25,44,059
Sweden	—	—	—	—	—	80,211	93,878	1,10,901	1,08,161	1,94,371
Poland (including Dantzig)	—	—	—	—	—	7,584
Germany	—	—	—	—	—	6,60,803	6,69,119	6,57,935	8,57,546	8,53,100
Netherlands	—	—	—	—	—	18,659	5,204	11,873	8,872	3,038
Belgium	—	—	—	—	—	14,374	14,703	19,552	7,990	3,912
France	—	—	—	—	—	86,368	74,286	80,715	69,276	67,524
Switzerland	—	—	—	—	—	804	5,011	6,754	3,340	4,013
Italy (including Fiume)	—	—	—	—	—	44,490	66,879	19,136	68,061	68,100
Austria	—	—	—	—	—	1,41,936	58,088	30,208	27,453	23,848
Hungary	—	—	—	—	—	20,313	15,961	5
Czechoslovakia	—	—	—	—	—	3,149	2,069	6,163	15,718	3,614
Japan	—	—	—	—	—	7,039	11,184	88,534	83,652	1,40,789
Egypt	—	—	—	—	—	11,057	2,077	526
United States of America—										
<i>Viz</i> Atlantic Coast	—	—	—	—	—	11,01,647	7,85,286	6,77,477	7,28,679	8,02,464
" <i>Pacific</i> "	—	—	—	—	—	8,615	6,008	..	570	4,563
Other Foreign Countries	—	—	—	—	—	2,318	1,818	4,366	242	722
TOTAL FOREIGN COUNTRIES	—	—	—	—	—	25,09,269	17,98,894	16,73,666	19,69,027	22,29,918
Share of Bengal	—	—	—	—	—	16,80,954	10,86,155	10,79,087	13,21,136	17,02,549
" <i>Bombay</i>	—	—	—	—	—	11,56,724	10,01,630	10,42,853	9,42,831	9,50,145
" <i>Sind</i>	—	—	—	—	—	8,89,771	6,85,718	7,03,003	7,88,970	8,68,394
" <i>Madras</i>	—	—	—	—	—	6,09,603	3,92,573	3,88,834	4,55,798	6,01,553
" <i>Burma</i>	—	—	—	—	—	6,16,275	3,45,707	3,82,071	3,56,986	5,91,445
TOTAL	—	—	—	—	—	49,22,327	35,13,783	35,16,418	38,55,721	47,73,976

GENERAL IMPORTS

(152)

No. 10—continued

ARTICLES, AND COUNTRIES OF CONSIGNMENT; ALSO SHARE OF EACH PROVINCE	QUANTITY					VALUE				
	1930-31	1931-32	1932-33	1933-34	1934-35	1930-31	1931-32	1932-33	1933-34	1934-35
						R	R	R	R	R
Hardware (excluding cutlery and electroplated ware)—continued										
Lamps, metal (III. D)—	No.	No.	No.	No.	No.					
United Kingdom (including Channel Islands)	24,636	19,495	21,305	22,996	10,405	1,21,519	80,595	86,875	89,834	83,958
Straits Settlements	1,017	293	20	1,024	24	478	258	153	0,741	100
Other British Possessions	429	1,000	166	82	1,098	693	1,436	657	450	3,064
TOTAL BRITISH EMPIRE	26,082	14,797	21,500	24,102	17,527	1,22,687	82,220	87,685	97,031	87,122
Latvia	469	16	7,034	150
Sweden	2,592	9,283	8,678	15,081	26,304	20,908	48,080	76,997	1,22,154	1,02,768
Germany	2,864,299	1,921,750	2,787,169	2,570,278	3,318,080	37,08,859	22,94,613	36,13,736	28,11,753	36,88,158
France	1,242	647	955	114	37	6,846	9,506	2,774	2,252	420
Italy (including Fiume)	7,446	4,152	2,376	902	447	5,232	5,016	4,021	1,251	2,337
Austria	118,892	67,316	127,239	115,755	82,888	2,38,429	1,39,473	2,03,999	1,86,175	1,55,857
Hungary	38,032	41,730	52,828	25,415	64,020	20,518	22,456	80,370	18,042	33,798
Czechoslovakia	9,333	24,912	9,148	1,511	8,877	15,873	26,167	12,818	3,817	10,094
Japan	1,182	1,186	63,008	258,492	3,97,618	947	1,304	64,487	1,58,462	2,23,228
United States of America—										
Vld Atlantic Coast	847,412	370,532	9,778	721,775	1251,094	10,10,140	4,54,572	81,960	6,94,261	10,28,052
" Pacific "	113	1,853
Other Foreign Countries	1,928	2,988	531	179	87	4,130	9,162	543	1,424	351
TOTAL FOREIGN COUNTRIES	3,890,817	2,444,511	3,001,823	3,719,102	5,149,452	60,47,975	30,04,478	40,43,558	30,38,591	51,86,958
Share of Bengal	1,680,054	1,114,220	1,035,130	1,267,199	2,016,515	18,40,335	12,00,329	12,66,143	12,62,776	18,96,235
" Bombay	763,530	577,519	800,161	872,605	985,014	13,92,955	9,71,054	13,25,807	12,29,696	13,42,226
" Sind	450,769	261,747	421,968	461,339	644,427	5,20,967	3,01,237	5,01,288	4,55,410	6,18,171
" Madras	863,224	425,917	676,440	917,818	1,174,180	10,27,339	4,80,011	8,34,058	8,71,254	10,82,512
" Burma	159,272	79,895	149,624	224,343	346,343	3,88,616	1,34,026	2,04,242	2,16,486	3,33,636
TOTAL	3,916,899	2,459,308	3,083,323	3,743,204	5,166,970	51,70,662	30,86,707	41,31,543	40,36,622	52,73,080
Lamps, glass (III. D)—										
United Kingdom (including Channel Islands)	1,084	268	123	128	90	4,759	1,494	1,047	543	15,500
Other British Possessions	34	27	2	176	182	100	172	2	106	24
TOTAL BRITISH EMPIRE	1,118	295	125	304	252	4,859	1,660	1,049	649	15,524
Germany	7,742	10,099	2,260	1,254	1,967	8,847	24,166	7,549	2,285	2,137
Italy (including Fiume)	11	4,921	2,376	..	5	3,704	2,019	4,021	..	18,810
Czechoslovakia	2,827	1,288	589	3,051	35,306	2,927	1,073	1,014	2,942	7,723
Japan	5,781	2,688	28,454	165,309	494,077	1,136	636	6,365	43,262	1,54,679
Other Foreign Countries	5,078	4,654	249	298	602	3,318	5,465	972	4,627	300
TOTAL FOREIGN COUNTRIES	21,439	24,250	33,928	169,912	532,557	19,032	33,359	19,921	63,116	1,83,556
Share of Bengal	4,348	343	1	2,343	3,380	7,635	1,682	115	649	1,448
" Bombay	5,767	12,237	22,116	102,524	197,147	8,624	24,130	18,098	37,720	91,542
" Sind	966	957	1,161	2,177	1,442	353	999	275	554	391
" Madras	6,192	9,700	332	3,448	11,077	5,552	7,490	741	1,521	5,881
" Burma	5,285	1,308	10,444	59,324	319,783	2,627	794	1,341	13,321	99,826
TOTAL	22,557	24,545	34,058	170,216	532,800	24,791	35,025	20,970	53,765	1,99,079

No. 10—continued

ARTICLES, AND COUNTRIES OF CONSIGNMENT; ALSO SHARE OF EACH PROVINCE	QUANTITY					VALUE				
	1930-31	1931-32	1932-33	1933-34	1934-35	1930-31	1931-32	1932-33	1933-34	1934-35
Hardware (excluding cutlery and electroplated ware)—continued						R	R	R	R	R
<i>Parts of lamps, other than glass (III. D)—</i>										
United Kingdom (including Channel Islands)	—	—	—	—	—	1,06,277	80,045	53,776	43,902	59,318
Other British Possessions	—	—	—	—	—	245	802	229	395	165
TOTAL BRITISH EMPIRE	—	—	—	—	—	1,06,522	80,847	54,005	44,297	59,483
Sweden	—	—	—	—	—	11,013	12,808	8,450	16,602	17,450
Germany	—	—	—	—	—	2,88,802	2,59,900	3,78,000	2,64,628	2,82,480
France	—	—	—	—	—	7,604	2,780	771	1,630	..
Austria	—	—	—	—	—	28,987	24,716	28,782	23,011	21,742
Hungary	—	—	—	—	—	6,066	7,754	12,463	3,707	8,074
Czechoslovakia	—	—	—	—	—	8,665	6,067	8,074	1,008	5,070
Japan	—	—	—	—	—	25,682	31,931	44,109	55,209	35,881
United States of America—										
<i>Via Atlantic Coast</i>	—	—	—	—	—	27,225	7,665	11,240	15,175	5,654
<i>" Pacific "</i>	—	—	—	—	—	157
Other Foreign Countries	—	—	—	—	—	3,657	3,275	2,067	2,717	3,408
TOTAL FOREIGN COUNTRIES	—	—	—	—	—	4,07,651	3,56,806	4,94,118	3,78,841	3,80,429
<i>Share of Bengal</i>	—	—	—	—	—	1,67,063	1,02,730	1,11,221	1,10,337	95,536
<i>" Bombay</i>	—	—	—	—	—	2,20,646	2,50,071	3,10,978	2,15,524	2,38,719
<i>" Sind</i>	—	—	—	—	—	17,084	22,846	14,120	15,838	20,488
<i>" Madras</i>	—	—	—	—	—	79,363	60,446	27,360	75,026	80,278
<i>" Burma</i>	—	—	—	—	—	30,017	7,241	3,439	6,303	4,891
TOTAL	—	—	—	—	—	5,14,178	4,48,333	5,48,118	4,23,078	4,39,912
Safes and strong boxes of metal (III. D)—	No.	No.	No.	No.	No.					
United Kingdom (including Channel Islands)	1,452	637	144	87	143	82,332	28,114	22,626	11,320	17,604
Other British Possessions	60	88	72	23	8	6,091	3,118	3,509	1,029	414
TOTAL BRITISH EMPIRE	1,518	725	216	110	151	88,423	31,232	26,135	12,349	18,018
Germany	175	101	49	3	2	24,058	2,132	2,572	4,199	416
Austria	49	4	..	5	..	7,333	338	..	1,300	..
United States of America—										
<i>Via Atlantic Coast</i>	29	24	19	2	3	4,072	5,195	3,128	357	676
<i>" Pacific "</i>	..	36	100
Other Foreign Countries	174	64	70	1,049	789	3,196	6,012	1,924	3,894	6,646
TOTAL FOREIGN COUNTRIES	427	229	147	1,059	794	40,150	19,777	7,624	9,840	7,757
<i>Share of Bengal</i>	382	162	93	67	169	52,815	12,841	15,770	7,904	13,391
<i>" Bombay</i>	35	17	60	1,044	89	24,215	4,793	3,340	8,115	1,258
<i>" Sind</i>	14	58	2	5	26	3,287	1,847	2,732	989	3,610
<i>" Madras</i>	982	211	188	42	17	15,474	8,470	7,342	4,043	2,510
<i>" Burma</i>	532	401	20	11	704	32,791	12,058	4,369	1,742	5,152
TOTAL	1,945	840	363	1,169	945	1,28,582	40,009	33,559	22,795	25,900
Stores (III. D)—	No.	No.	No.	No.	No.					
United Kingdom (including Channel Islands)	33,231	28,962	17,427	9,428	16,171	99,181	1,09,608	69,014	70,936	80,010
Other British Possessions	67	30	34	46	61	485	129	91	181	802
TOTAL BRITISH EMPIRE	33,298	28,992	17,461	9,474	16,232	99,666	1,09,737	69,105	71,117	80,812

GENERAL IMPORTS

(154)

No. 10—continued

ARTICLES, AND COUNTRIES OF CONSIGNMENT; ALSO SHARE OF EACH PROVINCE	QUANTITY					VALUE				
	1930-31	1931-32	1932-33	1933-34	1934-35	1930-31	1931-32	1932-33	1933-34	1934-35
	No.	No.	No.	No.	No.	R	R	R	R	R
Hardware (excluding cutlery and electroplated ware)—continued										
Stoves (III. D)—contd.										
Sweden	103,272	67,887	80,669	102,084	105,224	3,77,919	2,57,397	2,83,944	3,18,000	3,32,653
Germany	16,553	13,438	24,096	10,417	18,020	31,912	29,477	32,831	20,248	24,564
Austria	11,482	12,840	13,468	4,435	5,626	30,625	41,919	40,938	15,160	18,813
United States of America—										
<i>Vid Atlantic Coast</i>	1,709	1,052	794	711	2,049	34,749	24,240	12,794	9,092	19,074
<i>" Pacific "</i>	2	2	47	158
Other Foreign Countries	1,869	261	765	669	2,144	6,982	2,227	4,042	2,430	4,127
TOTAL FOREIGN COUNTRIES	184,885	95,480	119,794	123,216	128,003	4,82,087	3,55,307	3,74,207	3,71,026	3,98,930
<i>Share of Bengal</i>	55,582	37,358	45,798	46,006	44,812	1,96,180	1,31,376	1,32,316	1,39,178	1,33,771
<i>" Bombay</i>	49,401	48,078	58,133	55,693	64,499	1,87,888	1,97,923	2,02,342	1,91,932	2,17,423
<i>" Sind</i>	16,929	10,705	13,030	11,718	11,075	70,977	60,448	59,089	52,840	58,794
<i>" Madras</i>	41,697	24,847	18,059	21,285	21,382	99,722	62,213	35,740	45,466	61,474
<i>" Burma</i>	4,624	3,484	2,335	2,043	2,527	26,936	22,884	13,846	12,727	13,334
TOTAL	168,183	124,472	127,255	137,690	144,295	5,81,703	4,65,044	4,43,312	4,42,143	4,70,802
Other sorts (III. D)—										
United Kingdom (including Channel Islands)	—	—	—	—	—	78,00,524	68,88,991	55,55,902	62,38,397	59,88,248
Aden and Dependencies	—	—	—	—	—	11,837	10,485	3,368	3,544	4,471
Bahrain Islands	—	—	—	—	—	5,188	4,485	5,923	9,232	10,246
Ceylon (excluding Maldives)	—	—	—	—	—	3,49,793	5,98,205	7,51,987	3,85,699	3,01,989
Straits Settlements	—	—	—	—	—	46,481	82,194	47,898	1,12,689	1,80,847
Hongkong	—	—	—	—	—	6,885	4,587	4,550	2,744	5,788
Kenya Colony	—	—	—	—	—	7,783	12,500	6,076	3,733	5,893
Canada—										
<i>Vid Atlantic Coast</i>	—	—	—	—	—	12,851	7,102	5,994	3,907	16,126
<i>" Pacific "</i>	—	—	—	—	—	6,290	8	2	125	155
Commonwealth of Australia	—	—	—	—	—	12,349	7,038	5,280	8,801	11,888
Other British Possessions	—	—	—	—	—	5,593	9,209	7,008	2,753	2,837
TOTAL BRITISH EMPIRE	—	—	—	—	—	82,05,414	65,72,804	63,93,888	67,71,609	65,22,422
Ethiopia	—	—	—	—	—	1,20,221	55,933	16,068	..	893
Sweden	—	—	—	—	—	1,85,822	2,16,168	3,34,016	4,66,548	4,19,113
Norway	—	—	—	—	—	78,551	66,278	72,557	82,220	70,177
Denmark	—	—	—	—	—	18,146	42,133	45,751	48,025	78,272
Poland (including Danzig)	—	—	—	—	—	14,171	250
Germany	—	—	—	—	—	32,81,220	26,15,891	34,38,862	28,05,275	30,23,306
Netherlands	—	—	—	—	—	1,08,421	1,02,455	92,591	76,459	68,546
Belgium	—	—	—	—	—	2,49,299	1,97,238	2,55,900	2,12,768	2,76,814
France	—	—	—	—	—	1,13,027	1,38,068	1,94,647	1,51,285	1,90,683
Switzerland	—	—	—	—	—	6,314	9,604	11,593	12,569	11,352
Italy (including Fiume)	—	—	—	—	—	2,59,412	1,76,519	1,09,268	86,036	68,986
Austria	—	—	—	—	—	1,75,771	1,09,541	1,84,704	1,04,277	1,28,906
Hungary	—	—	—	—	—	28,813	11,038	1,088	3,644	3,608
Czechoslovakia	—	—	—	—	—	5,22,320	3,79,813	5,62,130	5,25,412	5,41,964
Jugo-Slavia (Kingdom of the Serbs-Croats and Slovenes)	—	—	—	—	—	80,880	30,829	1,29,703	1,34,571	32,681
Maskat Territory and Trucial Oman	—	—	—	—	—	10,895	8,730	7,254	9,140	7,385
Iraq	—	—	—	—	—	18,727	15,879	16,452	15,252	11,108
Iran	—	—	—	—	—	81,947	15,042	6,581	5,400	17,156
Java	—	—	—	—	—	2,60,968	2,51,711	2,27,648	1,23,181	1,07,491
China (excluding Hongkong and Macao)	—	—	—	—	—	12,299	10,914	18,833	17,399	14,319
Japan	—	—	—	—	—	6,55,937	5,68,902	10,98,689	14,13,656	13,83,290

No. 10—continued

ARTICLES, AND COUNTRIES OF CONSIGNMENT; ALSO SHARE OF EACH PROVINCE	QUANTITY					VALUE				
	1930-31	1931-32	1932-33	1933-34	1934-35	1930-31	1931-32	1932-33	1933-34	1934-35
						R	R	R	R	R
Hardware (excluding cutlery and electroplated ware)—continued										
Other sorts (III. D)— continued										
Egypt	—	—	—	—	—	11,880	167	217	967	619
United States of America— Fid Atlantic Coast	—	—	—	—	—	18,42,278	11,17,647	6,49,312	6,79,168	7,39,756
„ Pacific „	—	—	—	—	—	11,258	11,689	8,254	7,132	26,629
Other Foreign Countries	—	—	—	—	—	6,608	4,861	2,844	5,129	5,168
TOTAL FOREIGN COUNTRIES	—	—	—	—	—	81,10,923	61,46,395	74,29,618	69,83,498	72,02,672
Share of Bengal	—	—	—	—	—	54,64,218	43,63,246	47,01,343	45,02,483	49,72,038
„ Bombay	—	—	—	—	—	59,83,786	45,43,249	54,57,883	54,92,994	58,83,839
„ Sind	—	—	—	—	—	13,19,178	9,31,390	10,86,613	10,27,574	9,51,666
„ Madras	—	—	—	—	—	23,41,028	17,22,880	14,48,639	15,31,844	14,57,468
„ Burma	—	—	—	—	—	21,63,127	12,63,845	11,30,223	12,10,412	13,60,093
TOTAL	—	—	—	—	—	1,68,76,887	1,27,19,199	1,38,33,501	1,87,55,107	1,37,25,094
Total value of Hardware (ex- cluding cutlery and electro- plated ware)—										
United Kingdom (including Channel Islands)	—	—	—	—	—	1,81,40,481	96,15,827	91,44,030	97,56,822	97,96,714
Aden and Dependences	—	—	—	—	—	11,972	10,499	3,508	3,719	4,691
Bahrain Islands	—	—	—	—	—	5,230	4,485	6,864	9,332	10,246
Ceylon (excluding Maldives)	—	—	—	—	—	3,72,269	6,11,801	7,69,146	3,92,476	3,07,280
Strait Settlements	—	—	—	—	—	68,368	41,953	64,506	1,29,022	1,95,239
Hongkong	—	—	—	—	—	12,000	9,417	9,996	7,614	8,289
Union of South Africa	—	—	—	—	—	1,148	954	8,333	367	364
Kenya Colony	—	—	—	—	—	7,922	12,591	6,478	4,053	5,922
Canada— Fid Atlantic Coast	—	—	—	—	—	36,688	11,826	10,907	4,370	20,462
„ Pacific „	—	—	—	—	—	6,230	14	2	125	156
Commonwealth of Australia	—	—	—	—	—	23,248	7,581	5,346	10,717	23,521
Other British Possessions	—	—	—	—	—	5,675	10,192	7,212	2,160	3,033
TOTAL BRITISH EMPIRE	—	—	—	—	—	1,36,90,076	1,03,86,580	1,00,23,828	1,03,20,677	1,03,75,923
Estonia	—	—	—	—	—	1,20,221	55,988	16,310	—	3,029
Latvia	—	—	—	—	—	7,084	159	306	274	—
Sweden	—	—	—	—	—	18,15,546	12,20,350	14,98,795	15,83,224	17,45,277
Norway	—	—	—	—	—	81,750	68,818	73,128	87,811	70,299
Denmark	—	—	—	—	—	19,106	42,841	48,960	48,842	79,229
Poland (including Danzig)	—	—	—	—	—	23,564	—	535	1,886	10,029
Germany	—	—	—	—	—	1,07,71,584	75,85,029	1,07,97,666	88,13,699	95,39,687
Netherlands	—	—	—	—	—	1,54,569	1,16,102	1,10,678	91,858	70,182
Belgium	—	—	—	—	—	3,20,784	2,97,278	3,48,637	2,85,170	3,46,988
France	—	—	—	—	—	2,28,687	2,49,830	3,13,904	2,30,349	2,60,464
Spain	—	—	—	—	—	1,435	5,298	776	3,143	1,614
Switzerland	—	—	—	—	—	8,293	15,850	18,478	17,465	16,301
Italy (including Fiume)	—	—	—	—	—	3,82,536	2,70,886	1,51,139	1,71,752	1,69,025
Austria	—	—	—	—	—	6,86,430	4,20,082	4,75,979	4,06,447	3,86,760
Hungary	—	—	—	—	—	78,161	58,656	55,864	40,652	1,81,212
Czechoslovakia	—	—	—	—	—	11,60,634	7,12,376	9,05,567	8,15,780	9,86,137
Jugo-Slavia (Kingdom of the Serbs-Croats, and Slovenes)	—	—	—	—	—	80,462	30,829	1,29,763	1,34,571	82,676
Maskat Territory and Tru- cial Oman	—	—	—	—	—	11,256	9,344	7,254	9,171	8,108
Iraq	—	—	—	—	—	18,998	16,108	16,751	15,516	11,408
Iran	—	—	—	—	—	32,628	16,521	7,304	6,774	17,882
Java	—	—	—	—	—	2,66,976	2,51,980	2,27,649	1,28,196	1,07,497
China (exclusive of Hongkong and Macão)	—	—	—	—	—	12,921	11,772	20,379	20,576	17,689
Japan	—	—	—	—	—	20,91,149	15,76,938	30,11,217	34,77,411	32,14,908
Egypt	—	—	—	—	—	12,648	618	11,372	3,546	1,101

GENERAL IMPORTS

No. 10—continued

ARTICLES, AND COUNTRIES OF CONSIGNMENT; ALSO SHARE OF EACH PROVINCE	QUANTITY					VALUE				
	1930-31	1931-32	1932-33	1933-34	1934-35	1930-31	1931-32	1932-33	1933-34	1934-35
	No.	No.	No.	No.	No.	R.	R.	R.	R.	R.
Hardware (excluding cutlery and electroplated ware)—continued										
Stores (III. D)—contd.										
Sweden	103,272	67,897	80,669	102,984	105,224	3,77,919	2,57,307	2,89,944	3,18,006	3,32,653
Germany	16,553	13,438	24,096	19,417	13,020	31,912	29,477	32,331	26,248	24,864
Austria	11,482	12,840	13,469	4,435	5,620	30,625	41,910	40,938	15,160	18,312
United States of America— Via Atlantic Coast	1,709	1,052	794	711	2,040	34,749	24,240	12,794	9,092	19,074
" Pacific "	2	2	47	158
Other Foreign Countries	1,869	261	765	669	2,144	0,982	2,227	4,042	2,430	4,127
TOTAL FOREIGN COUNTRIES	134,885	95,480	119,794	128,216	128,063	4,82,097	3,55,307	3,74,207	3,71,026	3,98,930
Share of Bengal	55,582	37,358	45,798	46,006	44,312	1,96,180	1,31,378	1,32,316	1,39,178	1,38,771
" Bombay	49,401	49,078	58,133	56,692	64,499	1,87,888	1,97,623	2,02,342	1,91,932	2,17,428
" Sind	16,329	10,705	13,030	11,712	11,075	70,377	60,448	59,069	54,849	58,798
" Madras	41,397	24,847	18,059	21,225	21,382	99,722	62,213	35,740	45,466	61,474
" Burma	4,624	3,484	2,336	3,043	3,527	26,936	22,884	13,846	12,727	13,334
TOTAL	168,183	124,472	137,255	137,690	144,295	5,61,703	4,65,044	4,43,312	4,42,143	4,70,602
Other sorts (III. D)—										
United Kingdom (including Channel Islands)	—	—	—	—	—	78,00,524	58,88,991	55,55,902	62,38,897	59,83,248
Aden and Dependences	—	—	—	—	—	11,337	10,485	3,808	3,544	4,471
Bahrain Islands	—	—	—	—	—	5,188	4,485	5,923	9,232	10,246
Ceylon (excluding Maldives)	—	—	—	—	—	3,49,793	5,96,205	7,51,887	3,85,699	3,01,063
Straits Settlements	—	—	—	—	—	46,481	32,194	47,898	1,12,669	1,80,347
Hongkong	—	—	—	—	—	6,385	4,587	4,550	2,744	5,788
Kenya Colony	—	—	—	—	—	7,739	12,500	6,076	3,733	5,603
Canada— Via Atlantic Coast	—	—	—	—	—	12,651	7,102	5,994	3,907	16,126
" Pacific "	—	—	—	—	—	6,230	8	2	125	156
Commonwealth of Australia	—	—	—	—	—	12,849	7,038	5,280	8,801	11,888
Other British Possessions	—	—	—	—	—	5,593	9,209	7,008	2,758	2,887
TOTAL BRITISH EMPIRE	—	—	—	—	—	82,65,414	65,72,804	63,93,888	67,71,609	65,22,422
Rethonia	—	—	—	—	—	1,20,221	56,938	16,068	..	893
Sweden	—	—	—	—	—	1,85,922	2,16,168	3,34,016	4,66,548	4,19,118
Norway	—	—	—	—	—	78,551	66,273	72,557	82,220	70,177
Denmark	—	—	—	—	—	13,146	42,133	45,751	43,025	78,272
Poland (including Danzig)	—	—	—	—	—	14,171	250
Germany	—	—	—	—	—	32,81,220	26,15,391	34,38,862	28,05,275	30,28,306
Netherlands	—	—	—	—	—	1,08,421	1,02,456	92,591	76,459	68,546
Belgium	—	—	—	—	—	2,49,299	1,97,238	2,55,890	2,12,758	2,76,314
France	—	—	—	—	—	1,18,027	1,88,068	1,94,647	1,51,285	1,80,683
Switzerland	—	—	—	—	—	6,314	9,604	11,593	12,589	11,852
Italy (including Fiume)	—	—	—	—	—	2,59,412	1,76,519	1,99,268	86,036	68,986
Austria	—	—	—	—	—	1,75,771	1,09,541	1,84,704	1,04,277	1,23,006
Hungary	—	—	—	—	—	28,818	11,038	1,088	3,644	3,603
Czechoslovakia	—	—	—	—	—	5,22,820	3,79,818	5,62,180	5,25,412	5,41,964
Jugo-Slavia (Kingdom of the Serbs-Croats and Slovenes)	—	—	—	—	—	80,880	30,829	1,29,768	1,34,571	32,581
Mascat Territory and Trucial Oman	—	—	—	—	—	10,895	3,730	7,254	9,140	7,385
Iraq	—	—	—	—	—	18,727	15,879	16,452	15,252	11,108
Iran	—	—	—	—	—	31,947	15,042	6,581	5,400	17,156
Java	—	—	—	—	—	2,66,968	2,51,711	2,27,648	1,23,131	1,07,494
China (excluding Hong- kong and Macao)	—	—	—	—	—	12,299	10,914	18,333	17,399	14,319
Japan	—	—	—	—	—	6,55,337	5,62,902	10,93,639	14,13,856	13,83,290

No. 10—continued

ARTICLES, AND COUNTRIES OF CONSIGNMENT; ALSO SHARE OF EACH PROVINCE	QUANTITY					VALUE				
	1930-31	1931-32	1932-33	1933-34	1934-35	1930-31	1931-32	1932-33	1933-34	1934-35
						R	R	R	R	R
Hardware (excluding cutlery and electroplated ware)—continued										
Other sorts (III. D)—continued										
Egypt	—	—	—	—	—	11,880	167	217	967	519
United States of America— Vid Atlantic Coast	—	—	—	—	—	18,42,278	11,17,647	6,49,312	6,79,169	7,39,766
„ Pacific „	—	—	—	—	—	11,258	11,689	8,264	7,132	28,529
Other Foreign Countries	—	—	—	—	—	6,505	4,861	2,844	5,129	5,168
TOTAL FOREIGN COUNTRIES	—	—	—	—	—	81,10,923	61,46,395	74,29,618	69,83,498	72,02,672
Share of Bengal	—	—	—	—	—	54,64,218	49,58,240	47,01,343	46,02,483	49,72,038
„ Bombay	—	—	—	—	—	59,88,786	45,43,249	54,57,683	54,92,994	58,83,839
„ Sind	—	—	—	—	—	13,19,178	9,31,390	10,85,613	10,37,574	9,51,656
„ Madras	—	—	—	—	—	23,41,038	17,22,669	14,48,639	15,31,644	14,57,488
„ Burma	—	—	—	—	—	21,63,137	12,63,645	11,30,223	12,10,412	13,60,093
TOTAL	—	—	—	—	—	1,03,76,887	1,27,19,199	1,38,23,501	1,37,55,107	1,37,25,994
Total value of Hardware (excluding cutlery and electroplated ware)—										
United Kingdom (including Channel Islands)	—	—	—	—	—	1,81,49,481	96,15,827	91,44,030	97,56,822	97,96,714
Aden and Dependencies	—	—	—	—	—	11,972	10,499	3,508	3,719	4,691
Bahrain Islands	—	—	—	—	—	5,230	4,485	6,864	9,232	10,246
Ceylon (excluding Maldives)	—	—	—	—	—	3,72,269	6,11,301	7,69,146	3,92,476	3,07,286
Straits Settlements	—	—	—	—	—	58,368	41,958	54,508	1,29,022	1,95,289
Hongkong	—	—	—	—	—	12,000	9,417	9,996	7,614	3,289
Union of South Africa	—	—	—	—	—	1,148	964	6,333	867	864
Kenya Colony	—	—	—	—	—	7,922	12,591	6,478	4,053	5,922
Canada— Vid Atlantic Coast	—	—	—	—	—	36,688	11,826	10,907	4,870	20,462
„ Pacific „	—	—	—	—	—	6,230	14	2	125	156
Commonwealth of Australia	—	—	—	—	—	23,248	7,681	5,346	10,717	23,621
Other British Possessions	—	—	—	—	—	5,575	10,132	7,212	2,160	3,038
TOTAL BRITISH EMPIRE	—	—	—	—	—	1,96,90,076	1,08,86,680	1,00,23,828	1,03,20,677	1,03,75,923
Estonia	—	—	—	—	—	1,20,221	55,988	16,310	—	3,029
Latvia	—	—	—	—	—	7,034	159	306	274	—
Sweden	—	—	—	—	—	18,15,546	12,20,350	14,98,795	15,83,224	17,45,277
Norway	—	—	—	—	—	81,750	68,818	73,128	87,311	70,299
Denmark	—	—	—	—	—	19,106	42,841	48,960	48,642	79,229
Poland (including Dantzg)	—	—	—	—	—	23,564	—	535	1,868	10,029
Germany	—	—	—	—	—	1,07,71,584	75,85,029	1,07,97,666	86,18,699	95,39,687
Netherlands	—	—	—	—	—	1,64,569	1,16,102	1,10,678	91,358	70,182
Belgium	—	—	—	—	—	3,20,784	2,97,278	3,48,637	2,85,170	3,46,988
France	—	—	—	—	—	2,28,687	2,49,830	3,18,904	2,30,349	2,60,464
Spain	—	—	—	—	—	1,435	5,298	776	3,143	1,614
Switzerland	—	—	—	—	—	8,283	15,350	18,478	17,465	16,301
Italy (including Fiume)	—	—	—	—	—	3,32,536	2,70,885	1,51,159	1,71,752	1,69,625
Austria	—	—	—	—	—	6,36,430	4,20,082	4,76,979	4,06,447	3,88,760
Hungary	—	—	—	—	—	78,161	58,656	55,864	40,652	1,81,212
Czechoslovakia	—	—	—	—	—	11,60,634	7,12,376	9,05,557	8,15,780	9,86,187
Jugo-Slavia (Kingdom of the Serbs-Croats, and Slovenes)	—	—	—	—	—	30,462	30,829	1,29,763	1,34,571	32,676
Maskat Territory and Trucial Oman	—	—	—	—	—	11,256	9,344	7,254	9,171	3,108
Iraq	—	—	—	—	—	18,998	16,168	16,751	15,516	11,408
Iran	—	—	—	—	—	32,628	16,621	7,304	6,774	17,882
Java	—	—	—	—	—	2,66,976	2,51,980	2,27,649	1,23,196	1,07,497
China (exclusive of Hongkong and Macão)	—	—	—	—	—	12,921	11,772	20,379	20,576	17,589
Japan	—	—	—	—	—	20,91,149	15,76,368	30,11,217	34,77,411	32,14,903
Egypt	—	—	—	—	—	12,648	613	11,372	3,545	1,101

GENERAL IMPORTS

(156)

No. 10—continued

ARTICLES, AND COUNTRIES OF CONSIGNMENT; ALSO SHARE OF EACH PROVINCE	QUANTITY					VALUE				
	1930-31	1931-32	1932-33	1933-34	1934-35	1930-31	1931-32	1932-33	1933-34	1934-35
						R	R	R	R	R
Hardware (excluding cutlery and electroplated ware)—concluded										
Total value of Hardware (excluding cutlery and electroplated ware)—contd.										
United States of America—										
Via Atlantic Coast	—	—	—	—	—	44,77,065	26,98,343	16,38,107	22,67,584	29,39,822
.. Pacific	—	—	—	—	—	15,045	18,430	13,082	8,687	32,620
Other Foreign Countries	—	—	—	—	—	8,248	4,956	3,151	3,684	4,239
TOTAL FOREIGN COUNTRIES	—	—	—	—	—	2,23,38,245	1,57,54,833	1,08,97,731	1,84,62,707	2,01,54,073
Share of Bengal	—	—	—	—	—	1,17,19,594	84,28,677	97,43,089	92,62,591	94,86,841
.. Bombay	—	—	—	—	—	1,00,95,158	85,10,912	1,01,43,248	95,22,246	99,70,387
.. Sind	—	—	—	—	—	36,13,677	28,72,030	32,95,333	32,40,455	36,11,315
.. Madras	—	—	—	—	—	60,54,422	37,67,167	41,31,041	40,76,768	42,39,570
.. Burma	—	—	—	—	—	45,45,473	25,13,327	26,03,848	26,31,324	32,21,883
TOTAL	—	—	—	—	—	8,60,28,321	2,60,91,413	2,99,21,559	2,87,83,384	3,05,29,996
Hides and Skins, raw—										
Hides, raw (H. E)—										
United Kingdom (including Channel Islands)	Tons 6	Tons 34	Tons 2	Tons 6	Tons 58	18,332	1,16,042	2,913	2,617	28,346
Aden and Dependencies	27	9	3	30,895	9,645	1,488
Ceylon (excluding Maldives)	368	344	396	352	342	1,32,586	1,32,562	1,19,886	97,730	88,104
Straits Settlements	7	8	23	10	9	5,700	6,574	8,579	7,136	3,946
Union of South Africa	12	10,492
Zanzibar and Pemba	8	6	1	1,500	7,050	275	500	200
Kenya Colony	1	7	14	10	5	1,200	6,800	5,815	4,790	2,600
Tanganyika Territory	13	2	11,656	1,500
Commonwealth of Australia	5	44	45	1	..	3,739	23,920	32,384	377
New Zealand	39	8	27,968	5,065
Other British Possessions	1	..	1	504	..	320
TOTAL BRITISH EMPIRE	419	452	492	436	413	2,00,705	3,11,280	1,08,445	1,56,813	1,25,393
Maakat Territory and Trucial Oman	7	..	1	..	6	5,456	545	750	243	2,428
Iraq	5	29	8	259	52	4,485	28,137	3,941	67,015	12,140
Java	6	44	9,801	44,774
Siam	66	292	191	191	98	29,902	94,649	70,447	68,057	34,269
French Indo-China	28	..	20	8,052
Egypt	12	13,323
Other Foreign Countries	1	6	10	7	9	2,390	4,696	5,799	3,633	2,950
TOTAL FOREIGN COUNTRIES	91	327	210	438	237	55,564	1,28,038	89,937	1,39,779	1,04,315
Share of Bengal	12	..	1	2	5	13,323	..	1,394	437	1,360
.. Bombay	42	51	57	232	79	64,153	49,480	26,367	30,119	24,361
.. Sind	7	6	5,898	225	..	365	2,578
.. Madras	449	728	644	535	589	1,82,985	3,89,613	3,21,121	2,14,671	2,02,419
TOTAL	510	779	702	869	650	2,56,269	4,39,318	2,49,382	2,95,592	2,29,708
Skins, raw (H. E)—										
United Kingdom (including Channel Islands)	Tons 10	Tons 4	Tons ..	Tons 2	Tons 15	51,921	30,590	8,078	19,517	47,957
Aden and Dependencies	47	49	30	70	133	40,823	76,518	36,166	51,730	99,149
Bahrain Islands	41	30	13	11	30	10,101	5,900	3,660	2,870	13,946
Ceylon (excluding Maldives)	401	391	198	261	248	4,76,995	3,14,513	1,65,768	1,79,619	1,88,875
Straits Settlements	168	112	47	68	74	1,98,765	1,53,085	54,510	1,39,422	51,836
Federated Malay States	1	6,210	3,086	2,734	452	570

No. 10—continued

ARTICLES, AND COUNTRIES OF CONSIGNMENT; ALSO SHARE OF EACH PROVINCE	QUANTITY					VALUE				
	1930-31	1931-32	1932-33	1933-34	1934-35	1930-31	1931-32	1932-33	1933-34	1934-35
	Tons	Tons	Tons	Tons	Tons	R	R	R	R	R
<i>Hides and Skins, raw—continued</i>										
<i>Skins, raw (H. E)—continued</i>										
Kenya Colony	2	7	26	23	9	3,120	7,608	17,886	20,610	4,840
Tanganyika Territory	1	2	18	500	..	1,055	1,200	11,740
Seychelles	0	8,716	..
Commonwealth of Australia	80	48	41	1,510	..	27,043	31,217	23,137
New Zealand	1	3	26	450	2,167	24,325
Other British Possessions	3	2	25	1,375	1,980
TOTAL BRITISH EMPIRE	660	503	455	505	597	7,80,975	5,01,300	3,17,375	4,55,855	4,18,355
France	1	..	6,760	3,264
Maskat Territory and Trucial Oman	28	14	5	12	20	27,681	11,255	2,416	6,173	13,479
Other Native States in Arabia	3	54	24	163	200	1,440	27,852	17,688	1,76,576	1,02,832
Iraq	43	100	346	394	228	29,218	43,586	1,21,462	1,31,689	92,785
Iran	323	342	257	270	298	2,18,342	1,85,630	95,261	85,547	1,09,121
Java	6	..	10,288	..	2,737	20,398	..
French Indo-China	1	6	2	1	..	13,285	1,13,132	53,569	10,563	..
Egypt	15	10	3	6,958	2,952	2,917
United States of America— Via Atlantic Coast	1	1	19,980	14,805	500	..	910
Other Foreign Countries	3	3	..	3	5	5,384	6,047	1,673	4,823	3,714
TOTAL FOREIGN COUNTRIES	417	530	634	848	764	3,41,577	4,12,019	2,06,306	4,39,708	3,88,972
<i>Share of Bengal</i>	1	1	1	3	3	33,318	7,933	16,735	55,282	1,249
.. Bombay	352	425	618	776	746	2,18,449	2,22,301	2,38,372	3,01,157	3,66,080
.. Sind	90	122	70	26	31	1,23,233	77,963	33,065	9,472	12,312
.. Madras	633	485	400	543	581	7,55,057	6,95,213	3,25,509	5,29,242	4,07,193
.. Burma	500	..
TOTAL	1,086	1,033	1,089	1,353	1,361	11,31,552	10,03,409	6,12,681	8,95,653	8,07,327
<i>Total Hides and Skins, Raw—</i>										
United Kingdom (including Channel Islands)	16	38	2	8	68	70,253	1,47,532	10,991	22,134	76,303
Aden and Dependencies	74	68	83	70	133	71,718	86,168	37,654	51,730	99,149
Bahrain Islands	41	80	14	11	31	10,101	5,900	4,184	2,870	14,266
Ceylon (excluding Maldives)	784	645	594	613	590	6,09,581	4,47,075	2,85,654	2,77,249	2,26,970
Straits Settlements	175	120	70	78	88	2,04,405	1,59,659	63,089	1,40,558	55,732
Federated Malay States	1	6,210	3,086	2,734	452	570
Union of South Africa	12	3	2	10,492	1,015	1,980
Zanzibar and Pemba	3	6	1	1,500	7,050	300	860	200
Kenya Colony	2	14	40	33	14	4,320	14,408	23,701	25,420	7,440
Tanganyika Territory	1	15	20	500	..	1,055	12,856	13,240
Seychelles	0	8,756	..
Commonwealth of Australia	5	133	93	42	1,540	3,730	50,963	60,601	23,514
New Zealand	39	9	3	26	..	27,968	5,515	2,167	24,325
TOTAL BRITISH EMPIRE	1,088	955	947	941	1,010	9,90,680	9,02,670	4,85,820	6,12,668	5,43,743
France	1	..	6,760	3,264
Maskat Territory and Trucial Oman	35	14	6	12	35	33,137	11,800	3,100	5,416	15,907
Other Native States in Arabia	4	57	30	168	200	3,450	31,526	20,241	1,78,316	1,02,832
Iraq	48	120	354	353	280	33,703	71,723	1,26,408	1,08,704	1,04,875
Iran	323	345	257	272	307	2,18,602	1,80,630	95,261	85,939	1,11,741
Java	4	11	44	16,233	..	5,468	36,190	44,776
Slam	69	292	191	162	98	31,302	95,110	71,861	59,223	35,514
French Indo-China	1	6	2	1	23	16,285	1,13,162	53,569	10,563	8,052

GENERAL IMPORTS

(158)

No. 10—continued

ARTICLES, AND COUNTRIES OF CONSIGNMENT; ALSO SHARE OF EACH PROVINCE	QUANTITY					VALUE				
	1930-31	1931-32	1932-33	1933-34	1934-35	1930-31	1931-32	1932-33	1933-34	1934-35
Hides and Skins, raw—concluded						R	R	R	R	R
<i>Total Hides and Skins, Raw (H. K) —continued</i>	Tons	Tons	Tons	Tons	Tons					
Egypt	27	10	8	20,288	2,952	2,917
United States of America—										
Vid Atlantic Coast . . .	1	1	10,986	14,805	500	..	910
Other Foreign Countries .	..	8	..	2	5	8,520	5,599	764	3,687	2,499
TOTAL FOREIGN COUNTRIES	508	857	844	1,281	1,001	39,714	5,40,067	3,76,248	5,78,577	4,98,287
<i>Share of Bengal</i>	13	1	2	10	8	47,143	7,933	17,629	55,719	2,602
" <i>Bombay</i>	404	476	675	1,058	825	2,72,609	2,71,781	2,64,739	3,21,276	4,09,431
" <i>Sind</i>	97	122	70	26	37	1,29,034	78,187	33,065	9,837	15,390
" <i>Madras</i>	1,082	1,313	1,044	1,128	1,141	9,39,043	10,84,826	6,46,830	7,43,913	6,09,615
" <i>Burma</i>	500	..
TOTAL	1,596	1,812	1,791	2,222	2,011	13,87,821	14,42,727	8,62,063	11,91,245	10,87,036
Hops I. I —										
United Kingdom (including Channel Islands)	Cwts. 529	Cwts. 416	Cwts. 609	Cwts. 379	Cwts. 459	48,244	41,872	66,107	40,483	78,925
Other British Possessions	78	..	22	84	1	4,040	26	2,296
TOTAL BRITISH EMPIRE	529	416	687	379	481	48,278	41,878	70,147	40,509	81,221
Germany	321	392	334	316	329	16,710	17,877	16,618	22,140	27,136
United States of America—										
Vid Atlantic Coast	31	144	..	4	..	4,586	7,688
" <i>Pacific</i> "	74	33	81	4,291	3,953	2,458
Other Foreign Countries . .	50	20	78	5	21	2,545	1,203	3,803	253	1,348
TOTAL FOREIGN COUNTRIES	445	412	412	365	525	23,546	19,084	20,421	30,932	39,125
<i>Share of Bengal</i>	186	193	199	178	112	18,068	14,566	13,111	20,004	12,104
" <i>Bombay</i>	341	320	283	278	264	32,601	14,933	23,407	20,932	41,276
" <i>Sind</i>	279	141	367	101	398	16,310	3,580	33,737	17,576	39,161
" <i>Madras</i>	98	248	313	127	168	8,332	12,900	13,092	10,328	9,326
" <i>Burma</i>	70	96	103	30	76	6,313	9,473	12,221	11,801	18,491
TOTAL	974	828	1,094	764	1,006	71,824	60,457	90,568	80,441	1,20,346
Horns, tips and pieces of horn (H. S) —										
TOTAL BRITISH EMPIRE	68	128	61	126	123	2,287	276	1,857	858	341
TOTAL FOREIGN COUNTRIES	1	2	3	2,185	150
<i>Share of Bengal</i>	11
" <i>Bombay</i>	2	..	1	3	..	1,935	..	1,110	2,761	218
" <i>Madras</i>	66	128	61	126	123	302	276	239	232	279
TOTAL	68	128	62	128	123	2,287	276	1,860	2,993	401

No. 10—continued

ARTICLES, AND COUNTRIES OF CONSIGNMENT; ALSO SHARE OF EACH PROVINCE	QUANTITY					VALUE				
	1930-31	1931-32	1932-33	1933-34	1934-35	1930-31	1931-32	1932-33	1933-34	1934-35
						R	R	R	R	R
Instruments, Apparatus and Appliances, and parts thereof—										
<i>Electrical, including telegraph and telephone apparatus, not being machinery—</i>										
Electric fans and parts thereof (III. F)—										
United Kingdom (including Channel Islands)	—	—	—	—	—	14,43,642	16,61,805	13,19,618	12,77,197	16,42,775
Straits Settlements	—	—	—	—	—	40	7,842	—	5	29
Other British Possessions	—	—	—	—	—	2,258	2,442	383	98	20
TOTAL BRITISH EMPIRE	—	—	—	—	—	14,46,036	10,01,120	13,19,901	12,77,270	16,42,824
Germany	—	—	—	—	—	2,97,153	4,14,720	3,60,802	30,817	1,84,309
Netherlands	—	—	—	—	—	11,965	14,606	23,957	23,228	9,488
Belgium	—	—	—	—	—	325	—	65	9,800	1,527
France	—	—	—	—	—	600	—	—	5,206	252
Italy (including Fiume)	—	—	—	—	—	6,83,640	4,13,065	4,74,869	4,74,014	5,46,308
Japan	—	—	—	—	—	6,218	3,105	18,374	60,948	42,534
United States of America—										
Via Atlantic Coast	—	—	—	—	—	1,32,470	39,742	23,341	86,833	80,033
Other Foreign Countries	—	—	—	—	—	4,325	4,136	621	3,055	4,574
TOTAL FOREIGN COUNTRIES	—	—	—	—	—	11,36,691	8,89,380	9,17,029	7,01,910	8,76,077
<i>Share of Bengal</i>	<i>—</i>	<i>—</i>	<i>—</i>	<i>—</i>	<i>—</i>	<i>9,54,840</i>	<i>7,93,918</i>	<i>10,27,424</i>	<i>7,67,531</i>	<i>10,95,865</i>
" <i>Bombay</i>	<i>—</i>	<i>—</i>	<i>—</i>	<i>—</i>	<i>—</i>	<i>7,43,693</i>	<i>5,87,041</i>	<i>5,00,845</i>	<i>6,99,607</i>	<i>7,48,866</i>
" <i>Sind</i>	<i>—</i>	<i>—</i>	<i>—</i>	<i>—</i>	<i>—</i>	<i>4,41,379</i>	<i>3,12,723</i>	<i>4,42,904</i>	<i>2,48,493</i>	<i>3,77,508</i>
" <i>Madras</i>	<i>—</i>	<i>—</i>	<i>—</i>	<i>—</i>	<i>—</i>	<i>2,47,071</i>	<i>1,71,531</i>	<i>2,44,789</i>	<i>2,14,398</i>	<i>2,70,194</i>
" <i>Burma</i>	<i>—</i>	<i>—</i>	<i>—</i>	<i>—</i>	<i>—</i>	<i>1,95,443</i>	<i>84,397</i>	<i>20,068</i>	<i>49,161</i>	<i>25,471</i>
TOTAL	—	—	—	—	—	25,82,028	19,50,509	22,36,930	19,79,160	25,17,001
Electric wires and cables—										
Rubber, insulated (III. F)—										
United Kingdom (including Channel Islands)	—	—	—	—	—	27,69,739	17,77,369	16,30,765	1,28,651	23,49,295
Commonwealth of Australia	—	—	—	—	—	6,023	—	—	—	—
Other British Possessions	—	—	—	—	—	83	950	3,423	31	12
TOTAL BRITISH EMPIRE	—	—	—	—	—	27,75,800	17,78,319	16,34,178	21,28,682	23,49,307
Sweden	—	—	—	—	—	—	8,185	2,562	4,588	2,908
Germany	—	—	—	—	—	3,91,349	4,00,624	3,84,268	2,60,182	3,77,364
Netherlands	—	—	—	—	—	1,24,408	1,12,078	88,199	40,528	16,509
Belgium	—	—	—	—	—	2,00,448	2,38,541	1,74,048	2,25,541	1,19,298
Switzerland	—	—	—	—	—	20,187	23,158	4,305	—	25
Italy (including Fiume)	—	—	—	—	—	11,878	5,249	9,739	3,078	1,168
Austria	—	—	—	—	—	68,500	11,584	15,320	3,719	8,148
Czechoslovakia	—	—	—	—	—	10,100	20,606	27,680	26,101	12,228
Japan	—	—	—	—	—	27,221	33,493	64,696	1,08,770	1,60,187
United States of America—										
Via Atlantic Coast	—	—	—	—	—	54,756	65,340	19,443	16,179	32,114
" <i>Pacific</i>	<i>—</i>	<i>—</i>	<i>—</i>	<i>—</i>	<i>—</i>	<i>112</i>	<i>—</i>	<i>—</i>	<i>1,745</i>	<i>—</i>
Other Foreign Countries	—	—	—	—	—	11,668	767	518	396	442
TOTAL FOREIGN COUNTRIES	—	—	—	—	—	9,15,027	9,19,535	7,90,762	6,90,923	7,30,811
<i>Share of Bengal</i>	<i>—</i>	<i>—</i>	<i>—</i>	<i>—</i>	<i>—</i>	<i>12,39,331</i>	<i>8,25,304</i>	<i>6,86,738</i>	<i>7,43,345</i>	<i>8,59,836</i>
" <i>Bombay</i>	<i>—</i>	<i>—</i>	<i>—</i>	<i>—</i>	<i>—</i>	<i>13,64,906</i>	<i>10,97,532</i>	<i>9,97,710</i>	<i>11,36,928</i>	<i>12,14,194</i>
" <i>Sind</i>	<i>—</i>	<i>—</i>	<i>—</i>	<i>—</i>	<i>—</i>	<i>2,33,199</i>	<i>3,14,876</i>	<i>3,34,928</i>	<i>5,49,742</i>	<i>4,55,611</i>
" <i>Madras</i>	<i>—</i>	<i>—</i>	<i>—</i>	<i>—</i>	<i>—</i>	<i>5,61,347</i>	<i>2,62,263</i>	<i>2,45,244</i>	<i>2,49,628</i>	<i>4,03,377</i>
" <i>Burma</i>	<i>—</i>	<i>—</i>	<i>—</i>	<i>—</i>	<i>—</i>	<i>2,92,044</i>	<i>1,97,889</i>	<i>1,70,320</i>	<i>1,34,962</i>	<i>1,46,970</i>
TOTAL	—	—	—	—	—	39,90,827	29,97,854	34,24,940	28,19,905	39,79,818

GENERAL IMPORTS

(160)

No. 10—continued

ARTICLES, AND COUNTRIES OF CONSIGNMENT; ALSO SHARE OF EACH PROVINCE	QUANTITY					VALUE				
	1930-31	1931-32	1932-33	1933-34	1934-35	1930-31	1931-32	1932-33	1933-34	1934-35
Instruments, Apparatus and Appliances, and parts thereof— <i>continued</i> Electrical including telegraph and telephone apparatus not being machinery— <i>continued</i> Electric wires and cables— <i>continued</i> Insulations, other than rubber (III. F)— United Kingdom (including Channel Islands)	—	—	—	—	—	R 38,53,459	R 19,74,827	R 21,33,110	R 21,48,260	R 37,71,317
Canada— Via Atlantic Coast	—	—	—	—	—	2,209	8,650
Other British Possessions	—	—	—	—	—	142	1,128	342	310	61
TOTAL BRITISH EMPIRE	—	—	—	—	—	38,53,601	19,76,955	21,33,452	21,50,779	37,80,028
Sweden	—	—	—	—	—	9,278	11,010	4,584	10,095	13,579
Norway	—	—	—	—	—	5,145	730
Germany	—	—	—	—	—	3,80,432	1,00,238	77,004	1,42,908	1,56,293
Netherlands	—	—	—	—	—	33,109	6,151	1,661	39,839	5,498
Belgium	—	—	—	—	—	24,061	30,342	19,843	26,922	39,043
France	—	—	—	—	—	2,469	1,260	380	20,762	1,692
Austria	—	—	—	—	—	2,195	4,770	1,909	16,257	10,294
Japan	—	—	—	—	—	6,418	7,848	28,939	40,892	35,719
United States of America— Via Atlantic Coast	—	—	—	—	—	63,162	23,058	22,304	76,113	83,198
Other Foreign Countries	—	—	—	—	—	253	3,603	5,368	806	5,537
TOTAL FOREIGN COUNTRIES	—	—	—	—	—	5,26,419	2,79,011	1,62,031	3,92,894	3,50,768
Share of Bengal	—	—	—	—	—	23,87,861	15,41,333	9,60,864	10,50,298	18,91,837
„ Bombay	—	—	—	—	—	12,52,008	4,46,045	4,23,942	6,77,411	13,16,570
„ Sind	—	—	—	—	—	4,92,550	64,712	3,67,919	2,42,742	1,84,903
„ Madras	—	—	—	—	—	2,02,353	1,76,204	5,03,655	5,45,278	6,92,219
„ Burma	—	—	—	—	—	45,258	26,172	39,154	27,943	45,262
TOTAL	—	—	—	—	—	43,80,020	22,54,966	23,95,534	25,43,678	41,30,766
Telegraph and Telephone wires and cables (III. F)— United Kingdom (including Channel Islands)	—	—	—	—	—	2,63,454	54,544	43,926	2,13,729	1,86,739
Other British Possessions	—	—	—	—	—	1,908	105	..
TOTAL BRITISH EMPIRE	—	—	—	—	—	2,63,454	54,544	45,832	2,13,834	1,86,739
Sweden	—	—	—	—	—	989	10,546
Germany	—	—	—	—	—	5,975	7,168	43,036	536	8,292
Netherlands	—	—	—	—	—	15,034
Japan	—	—	—	—	—	..	27,921	..	48	..
Other Foreign Countries	—	—	—	—	—	2,477	5,509	..	365	210
TOTAL FOREIGN COUNTRIES	—	—	—	—	—	24,486	40,598	43,036	1,938	13,958
Share of Bengal	—	—	—	—	—	1,43,136	1,479	867	1,699	1,631
„ Bombay	—	—	—	—	—	40,658	64,686	15,272	1,85,764	1,91,247
„ Sind	—	—	—	—	—	31,223	1,443	5,954	21,637	12,641
„ Madras	—	—	—	—	—	63,809	10,436	68,776	6,170	123
„ Burma	—	—	—	—	—	4,109	17,098	..	461	..
TOTAL	—	—	—	—	—	2,67,940	95,142	88,868	2,15,772	2,05,697
Bare Copper wire (electrolytic) other than telegraph and telephone wire (III.F)— United Kingdom (including Channel Islands)	Cwts. 31,640	Cwts. 13,381	Cwts. 7,688	Cwts. 4,722	Cwts. 13,135	15,14,406	5,29,120	2,76,157	1,93,652	4,61,451
Other British Possessions	28	45	8
TOTAL BRITISH EMPIRE	31,640	13,381	7,688	4,722	13,135	15,14,610	5,29,174	2,76,157	1,93,652	4,61,459

No. 10—continued

ARTICLES AND COUNTRIES OF CONSIGNMENT; ALSO SHARE OF EACH PROVINCE	QUANTITY					VALUE				
	1930-31	1931-32	1932-33	1933-34	1934-35	1930-31	1931-32	1932-33	1933-34	1934-35
Instruments, Apparatus, and Appliances, and parts thereof— continued										
Electrical including telegraph and telephone apparatus not being machinery— continued						R	R	R	R	R
Electric Wires and Cables—contd.										
Bare copper wire (electrolytic) other than telegraph and tele- phone wires (H. F.)—contd.	Cwts.	Cwts.	Cwts.	Cwts.	Cwts.					
Germany	5,110	5,513	3,373	900	1,005	2,50,651	2,39,573	1,11,009	27,289	28,257
Netherlands	2,400	1,038	622	1,400	80	1,27,568	42,305	20,304	48,855	2,497
Belgium	348	306	293	40	50	18,069	10,651	14,324	1,440	1,857
France	923	704	308	795	40	40,534	25,286	13,262	24,918	1,150
Japan	3,252	1,022	21,400	15,720	24,375	1,69,533	33,509	6,08,104	4,41,415	6,52,720
United States of America— Via Atlantic Coast	1,809	3,195	1,003	13	6,588	68,692	1,10,027	29,117	613	1,65,698
Other Foreign Countries	5	..	3	6	..	199	..	97
TOTAL FOREIGN COUNTRIES	13,342	11,825	27,070	18,967	32,141	6,70,653	4,53,251	7,96,409	5,43,936	8,52,276
Share of Bengal	25,914	2,521	19,975	3,623	5,930	11,37,726	1,12,346	5,98,063	2,74,756	2,01,925
.. Bombay	12,476	3,153	3,193	6,002	16,607	6,23,161	2,93,245	2,49,140	1,79,193	4,90,278
.. Sind	6,213	6,114	2,654	4,040	5,470	3,45,044	2,34,264	97,410	1,36,239	1,48,336
.. Madras	118	7,458	3,230	4,593	16,137	3,820	2,87,344	1,05,058	1,32,849	4,39,286
.. Burma	358	1,463	701	431	1,132	20,421	54,725	22,395	15,251	33,910
TOTAL	44,982	25,709	34,763	23,689	45,276	21,85,172	6,82,425	10,72,566	7,37,588	13,13,735
Total value of Electric Wires and Cables—										
United Kingdom (including Channel Islands)	—	—	—	—	—	84,01,148	43,35,869	40,83,943	40,84,202	67,68,802
Canada—										
Via Atlantic Coast	—	—	—	—	—	2,209	8,050
Commonwealth of Australia	—	—	—	—	—	6,023
Other British Possessions	—	—	—	—	—	208	2,123	5,671	446	81
TOTAL BRITISH EMPIRE	—	—	—	—	—	84,07,374	43,37,992	40,89,610	46,80,947	67,77,533
Sweden	—	—	—	—	—	8,800	23,118	7,146	25,272	27,023
Norway	—	—	—	—	—	8,839	736
Germany	—	—	—	—	—	10,28,407	8,28,598	6,15,312	4,30,615	5,70,031
Netherlands	—	—	—	—	—	3,01,118	1,60,534	1,10,163	1,29,222	21,504
Belgium	—	—	—	—	—	2,46,402	2,81,125	2,08,210	2,54,274	1,00,239
France	—	—	—	—	—	46,462	27,308	13,746	45,380	2,842
Switzerland	—	—	—	—	—	20,314	26,523	4,748	344	25
Italy (including Fiume)	—	—	—	—	—	11,500	5,463	11,561	3,078	3,033
Austria	—	—	—	—	—	65,695	16,354	17,319	19,970	18,643
Czechoslovakia	—	—	—	—	—	10,100	21,640	30,862	26,653	13,975
Japan	—	—	—	—	—	2,03,172	1,02,681	7,01,820	6,00,431	8,48,576
United States of America— Via Atlantic Coast	—	—	—	—	—	1,81,763	1,99,325	70,864	92,915	2,31,010
.. Pacific	—	—	—	—	—	112	1,745	..
Other Foreign Countries	—	—	—	—	—	4,901	70	549	90	2,657
TOTAL FOREIGN COUNTRIES	—	—	—	—	—	21,36,555	16,92,395	17,57,220	16,29,601	19,52,313
Share of Bengal	—	—	—	—	—	49,58,044	24,51,462	22,46,532	20,74,537	29,54,969
.. Bombay	—	—	—	—	—	32,30,733	19,01,509	16,56,061	21,79,299	32,12,239
.. Sind	—	—	—	—	—	11,02,021	6,15,295	7,96,211	9,60,410	3,01,426
.. Madras	—	—	—	—	—	5,41,329	7,36,237	9,20,732	9,33,721	15,35,010
.. Burma	—	—	—	—	—	3,61,832	2,95,864	2,32,369	1,78,617	2,26,982
TOTAL	—	—	—	—	—	1,05,23,959	60,30,387	58,51,908	63,16,638	87,29,846

GENERAL IMPORTS

No. 10—continued

ARTICLES, AND COUNTRIES OF CONSIGNMENT; ALSO SHARE OF EACH PROVINCE	QUANTITY					VALUE				
	1930-31	1931-32	1932-33	1933-34	1934-35	1930-31	1931-32	1932-33	1933-34	1934-35
Instruments, Apparatus, and Appliances, and parts thereof— <i>continued</i>						R	R	R	R	R
<i>Electrical, including telegraph and telephone apparatus not being machinery— continued</i>										
Telegraph and telephone instruments and apparatus (III. F)—										
United Kingdom (including Channel Islands)	—	—	—	—	—	4,80,635	4,33,444	4,06,149	8,98,656	11,00,340
Other British Possessions	—	—	—	—	—	378	30	1,094	8,911	1,361
TOTAL BRITISH EMPIRE	—	—	—	—	—	4,81,013	4,33,474	4,07,243	9,02,567	11,01,691
Sweden	—	—	—	—	—	6,374	11,220	14,550	30,843	43,170
Denmark	—	—	—	—	—	..	1,000	3,029	6,033	1,742
Germany	—	—	—	—	—	18,982	23,200	78,921	2,77,225	2,44,739
Belgium	—	—	—	—	—	18,741	20,781	14,443	1,860	4,429
France	—	—	—	—	—	1,400	9,760	1,020
Italy (including Fiume)	—	—	—	—	—	5,205	8,640	10,934
Japan	—	—	—	—	—	974	..	3,223	20,281	4,300
United States of America— Vid Atlantic Coast	—	—	—	—	—	29,405	22,585	21,843	9,799	20,996
„ Pacific „	—	—	—	—	—	..	1,988	..	608	30
Other Foreign Countries	—	—	—	—	—	8,012	1,401	694	992	894
TOTAL FOREIGN COUNTRIES	—	—	—	—	—	66,568	89,691	1,42,928	3,50,781	3,31,322
Share of Bengal	—	—	—	—	—	1,68,464	2,61,859	1,48,966	3,51,089	4,82,603
„ Bombay	—	—	—	—	—	2,16,075	2,25,482	2,07,059	7,59,663	3,38,151
„ Sind	—	—	—	—	—	6,440	9,570	74,591	54,216	76,041
„ Madras	—	—	—	—	—	1,02,760	17,894	1,10,994	33,421	34,664
„ Burma	—	—	—	—	—	4,342	8,430	8,561	4,960	12,554
TOTAL	—	—	—	—	—	4,97,581	5,23,065	5,50,171	12,53,848	14,93,013
Electric lamps and parts thereof— Electric glow lamps—										
Gas filled electric bulbs (III. F) (a)		No.	No.	No.	No.					
United Kingdom (including Channel Islands)	—	556,017	686,890	855,112	907,775	—	7,21,161	8,11,199	8,70,210	9,57,823
Straits Settlements	—	..	3,824	64	..	—	..	5,052	65	..
Other British Possessions	—	6,265	552	343	723	—	6,983	728	152	605
TOTAL BRITISH EMPIRE	—	562,282	691,266	855,519	908,498	—	7,28,144	8,16,949	8,70,427	9,58,428
Germany	—	68,297	39,385	37,262	65,387	—	89,204	38,099	40,308	68,500
Netherlands	—	415,214	340,711	396,922	514,789	—	4,70,925	3,36,254	3,41,897	4,77,870
Belgium	—	30,951	20,093	10,499	9,317	—	18,084	13,279	9,457	5,373
France	—	2,094	2,838	2,607	10,701	—	1,082	2,575	2,379	7,212
Italy (including Fiume)	—	10,488	5,340	20,000	31,776	—	13,874	4,537	10,938	36,055
Austria	—	110,501	46,449	43,012	67,582	—	83,756	45,808	28,600	44,208
Czechoslovakia	—	103,505	110,230	159,953	144,281	—	98,925	1,14,110	1,44,329	1,40,261
Hungary	—	19,225	8,805	465	43,340	—	25,046	8,674	831	32,795
Japan	—	85,168	107,337	246,291	208,814	—	18,744	41,186	37,040	23,544
United States of America— Vid Atlantic Coast	—	11,403	7,582	14,360	28,545	—	87,850	18,180	30,436	32,724
Other Foreign Countries	—	1,103	5,958	580	276	—	404	1,431	108	284
TOTAL FOREIGN COUNTRIES	—	863,090	794,234	931,951	1,154,814	—	8,53,204	6,24,138	6,45,938	8,08,032
Share of Bengal	—	588,880	607,267	637,849	689,926	—	6,39,166	5,34,478	6,35,339	6,36,678
„ Bombay	—	453,610	519,001	593,637	361,955	—	6,25,304	5,26,661	5,27,894	7,35,346
„ Sind	—	136,230	134,345	163,198	205,186	—	1,17,155	95,837	90,336	1,25,304
„ Madras	—	138,940	194,622	134,397	247,347	—	1,61,812	1,92,600	1,63,433	2,18,155
„ Burma	—	92,721	130,365	153,489	150,098	—	88,001	91,516	99,373	1,11,927
TOTAL	—	1,416,381	1,485,500	1,787,470	2,153,312	—	15,81,438	14,41,082	15,16,365	18,27,410

(*) Separately recorded from 1931-32.

No. 10—continued

ARTICLES, AND COUNTRIES OF CONSIGNMENT; ALSO SHARE OF EACH PROVINCE	QUANTITY					VALUE				
	1930-31	1931-32	1932-33	1933-34	1934-35	1930-31	1931-32	1932-33	1933-34	1934-35
<i>Instruments, Apparatus, etc.—contd.</i>										
<i>Electrical, including telegraph and telephone apparatus, not being machinery— continued</i>										
Electric lamps and parts there- of—continued							R	R	R	R
Electric glow lamps—continued										
Vacuum electric bulbs (III.F) (a)—		No.	No.	No.	No.					
United Kingdom (including Channel Islands)	—	836,470	889,522	985,763	1,010,928	—	5,62,697	6,43,926	6,21,430	5,95,510
Other British Possessions	—	9,597	3,893	15	465	—	4,082	2,272	4	224
TOTAL BRITISH EMPIRE	—	846,067	893,415	985,778	1,011,393	—	5,66,779	6,46,198	6,21,434	5,95,734
Germany	—	162,918	141,615	72,439	104,435	—	63,879	54,953	23,031	45,771
Netherlands	—	915,238	968,713	876,235	1,136,213	—	5,22,742	4,64,621	4,03,403	4,97,103
Belgium	—	21,049	60,561	41,420	25,028	—	7,850	21,859	17,390	9,230
France	—	3,425	12,376	4,904	3,250	—	2,373	5,692	2,514	1,176
Italy (including Fiume)	—	28,102	19,559	63,568	73,263	—	11,421	7,840	22,965	24,139
Austria	—	326,857	297,400	355,144	215,841	—	1,19,828	1,13,902	1,10,503	69,024
Czechoslovakia	—	309,345	232,518	105,093	159,392	—	1,05,739	1,08,475	76,748	72,300
Hungary	—	17,705	16,727	2,348	43,488	—	10,207	9,152	1,299	19,139
Japan	—	1,467,551	3,198,001	4,236,711	3,867,277	—	2,00,299	8,31,134	3,19,362	2,31,838
United States of America— Via Atlantic Coast	—	12,550	16,503	63,220	219,430	—	3,550	7,432	11,580	19,049
„ Pacific „	—	13,268	—	1,284
Other Foreign Countries	—	12,030	9,284	681	3,589	—	2,735	1,582	163	924
TOTAL FOREIGN COUNTRIES	—	3,276,880	4,973,257	5,880,853	5,363,469	—	10,50,614	11,26,651	9,89,567	9,91,987
<i>Share of Bengal</i>	—	1,316,367	1,453,201	1,764,475	1,334,442	—	5,73,140	4,87,932	5,40,207	5,03,730
„ Bombay	—	1,612,948	2,326,525	2,698,688	3,261,499	—	6,37,337	6,75,903	5,55,572	5,60,482
„ Sind	—	697,036	1,048,046	1,375,490	1,765,971	—	1,54,369	1,95,622	1,90,563	2,36,610
„ Madras	—	275,129	583,330	439,997	605,068	—	1,60,975	2,07,746	2,06,073	1,74,070
„ Burma	—	220,929	394,370	538,011	407,888	—	91,072	1,05,640	1,15,695	1,12,849
TOTAL	—	4,122,897	5,818,472	6,866,631	6,374,862	—	16,17,393	16,72,840	16,11,010	15,97,721
<i>Electric bulbs for automobiles (III.F) (a)—</i>		No.	No.	No.	No.					
United Kingdom (including Channel Islands)	—	8,822	20,692	18,352	25,069	—	5,444	10,766	9,244	10,704
Other British Possessions	—	..	4,506	..	601	—	..	1,814	..	243
TOTAL BRITISH EMPIRE	—	8,822	25,198	18,352	25,670	—	5,444	12,580	9,244	10,947
Netherlands	—	136,002	96,717	60,739	120,680	—	59,544	34,027	20,795	45,442
Czechoslovakia	—	11,800	2,649	5,800	4,757	—	7,344	887	1,630	1,433
Japan	—	369,804	1,542,817	532,532	330,479	—	26,880	95,766	20,862	12,041
United States of America— Via Atlantic Coast	—	69,806	59,699	40,175	163,439	—	12,118	18,520	9,441	25,162
Other Foreign Countries	—	11,737	13,401	3,692	2,827	—	5,440	3,836	1,104	744
TOTAL FOREIGN COUNTRIES	—	598,549	1,715,283	642,738	622,141	—	1,11,821	1,58,086	59,832	94,827
<i>Share of Bengal</i>	—	93,748	257,851	65,761	125,061	—	33,888	31,727	12,445	35,424
„ Bombay	—	360,001	1,081,997	535,967	384,493	—	63,318	87,721	33,466	42,037
„ Sind	—	28,309	302,898	4,733	15,549	—	5,185	13,470	691	1,732
„ Madras	—	76,195	131,126	23,872	101,469	—	3,889	25,642	8,135	14,273
„ Burma	—	48,518	60,609	31,257	21,249	—	6,585	7,056	3,339	2,302
TOTAL	—	607,371	1,740,481	661,590	647,511	—	1,16,765	1,65,616	63,076	95,774
<i>Electric bulbs for torches (III. F) (b)—</i>		No.	No.	No.	No.					
Hongkong	—	56,707	153,976	210,442	23,992	—	15,173	5,165	3,668	1,595
Other British Possessions	—	9,455	28,997	39,305	195,894	—	2,552	4,236	5,318	5,150
TOTAL BRITISH EMPIRE	—	66,162	182,973	249,747	219,886	—	17,725	9,401	8,986	6,745

(a) Separately recorded from 1931-32, figures for 1930-31 were recorded under automobile lighting lamps.
(b) Separately recorded from 1931-32, figures for 1930-31 were recorded under dash lights including torches.

GENERAL IMPORTS

(164)

No. 10—continued

ARTICLES, AND COUNTRIES OF CONSIGNMENT; ALSO SHARE OF EACH PROVINCE	QUANTITY					VALUE				
	1930-31	1931-32	1932-33	1933-34	1934-35	1930-31	1931-32	1932-33	1933-34	1934-35
Instruments, Apparatus, etc.— <i>contd.</i>										
Electrical including telegraph and telephone, etc.— <i>continued</i>										
Electric lamps and parts thereof— <i>continued</i>						B	B	B	B	B
Electric glow lamps— <i>contd.</i>										
Electric bulbs for torches (III. F) (a)— <i>continued</i>		No.	No.	No.	No.					
Germany	—	492,047	541,059	298,029	557,800	—	34,118	44,460	10,929	24,640
China (exclusive of Hongkong and Macao)	—	230,697	455,395	110,320	131,600	—	32,092	11,760	2,581	1,576
Japan	—	1,896,772	7,828,751	6,165,695	8,930,024	—	50,919	1,34,389	77,012	80,540
United States of America— <i>Vid Atlantic Coast</i>	—	454,766	786,918	1,456,462	1,780,787	—	83,430	1,17,318	1,27,310	1,06,775
Other Foreign Countries	—	13,982	12,625	38,501	43,692	—	2,489	1,187	3,160	3,946
TOTAL FOREIGN COUNTRIES	—	3,078,264	9,024,748	8,069,007	11,504,502	—	2,03,057	3,09,614	2,29,932	2,86,462
Share of Bengal	—	839,654	3,775,393	1,884,903	2,356,943	—	34,278	1,02,731	76,171	76,796
<i>Bombay</i>	—	1,275,771	2,777,043	3,450,405	6,369,850	—	55,573	74,363	76,123	1,11,752
<i>Sind</i>	—	477,952	2,096,868	1,443,692	1,075,415	—	11,713	49,154	23,310	24,554
<i>Madras</i>	—	96,296	379,572	301,458	325,059	—	26,635	28,345	17,215	23,706
<i>Burma</i>	—	454,753	783,848	1,241,296	1,587,116	—	43,473	64,417	40,054	56,425
TOTAL	—	3,144,426	9,812,721	8,325,254	11,724,388	—	2,21,682	3,19,015	2,38,978	2,93,233
Wireless Valves (III. F) (b)—		No.	No.	No.	No.					
United Kingdom (including Channel Islands)	—	5,091	9,652	7,014	8,687	—	27,284	35,866	37,069	45,732
Other British Possessions	—	64	85	8	11	—	145	446	165	100
TOTAL BRITISH EMPIRE	—	5,155	9,737	7,022	8,698	—	27,429	36,312	38,111	45,832
Netherlands	—	85	240	220	4,780	—	400	433	1,886	10,500
United States of America— <i>Vid Atlantic Coast</i>	—	3,654	1,978	3,883	4,087	—	9,790	7,242	7,537	7,893
<i>Pacific</i>	—	79	..	871	..	—	388	..	2,150	..
Other Foreign Countries	—	1,202	841	497	1,679	—	4,422	4,554	1,917	7,207
TOTAL FOREIGN COUNTRIES	—	5,020	3,059	5,471	10,546	—	15,000	12,229	13,490	25,609
Share of Bengal	—	208	185	98	10,333	—	1,516	667	936	28,560
<i>Bombay</i>	—	6,043	5,990	9,336	7,938	—	29,363	29,729	36,363	35,338
<i>Sind</i>	—	624	1,609	1,623	895	—	3,939	11,355	9,571	5,212
<i>Madras</i>	—	6	4,717	111	6	—	14	4,949	383	41
<i>Burma</i>	—	3,296	295	827	273	—	7,097	1,341	4,371	2,290
TOTAL	—	10,176	12,706	12,493	19,444	—	42,429	48,541	51,624	71,441
Flash lights including torch lights, pocket lamps, etc., (III. F) (c)—		No.								
United Kingdom (including Channel Islands)	21,967	—	—	—	—	35,394	—	—	—	—
Hongkong	4,933	—	—	—	—	6,350	—	—	—	—
Other British Possessions	777	—	—	—	—	2,905	—	—	—	—
TOTAL BRITISH EMPIRE	27,677	—	—	—	—	44,649	—	—	—	—
Germany	81,218	—	—	—	—	74,838	—	—	—	—
Czechoslovakia	4,762	—	—	—	—	1,309	—	—	—	—
Japan	29,481	—	—	—	—	4,601	—	—	—	—
United States of America— <i>Vid Atlantic Coast</i>	302,313	—	—	—	—	6,34,094	—	—	—	—
<i>Pacific</i>	1	—	—	—	—	1	—	—	—	—
Other Foreign Countries	1,803	—	—	—	—	3,376	—	—	—	—
TOTAL FOREIGN COUNTRIES	420,028	—	—	—	—	7,18,219	—	—	—	—

(a) Separately recorded from 1931-32, figures for 1930-31 were recorded under flash lights including torches.
 (b) Separately shown from 1931-32.
 (c) Discontinued from 1931-32.

No. 10—continued

ARTICLES, AND COUNTRIES OF CONSIGNMENT; ALSO SHARE OF EACH PROVINCE	QUANTITY					VALUE				
	1930-31	1931-32	1932-33	1933-34	1934-35	1930-31	1931-32	1932-33	1933-34	1934-35
Instruments, Apparatus and appli- ances, and parts thereof— continued										
<i>Electrical, including telegraph and telephone apparatus not being machinery— continued</i>						R	R	R	R	R
Electric lamps and parts there- of—continued										
Electric glow lamps—contd.										
Flash light including torch lights, pocket lamps, etc., (III. F) (c)—continued	No.									
Share of Bengal	281,746	—	—	—	—	4,73,619	—	—	—	—
„ Bombay	1,924	—	—	—	—	4,707	—	—	—	—
„ Sind	10,669	—	—	—	—	22,632	—	—	—	—
„ Madras	70,120	—	—	—	—	47,848	—	—	—	—
„ Burma	103,347	—	—	—	—	2,73,002	—	—	—	—
TOTAL	447,706	—	—	—	—	7,61,868	—	—	—	—
Automobile lighting lamps (III. F) (c)—	No.									
United Kingdom (including Channel Islands)	5,632	—	—	—	—	3,870	—	—	—	—
Germany	13,101	—	—	—	—	5,446	—	—	—	—
Netherlands	138,215	—	—	—	—	55,834	—	—	—	—
Japan	419,840	—	—	—	—	35,925	—	—	—	—
United States of America— Vid Atlantic Coast	25,247	—	—	—	—	13,072	—	—	—	—
Other Foreign Countries	12,742	—	—	—	—	5,354	—	—	—	—
TOTAL FOREIGN COUNTRIES	609,145	—	—	—	—	1,15,631	—	—	—	—
Share of Bengal	66,864	—	—	—	—	28,387	—	—	—	—
„ Bombay	520,002	—	—	—	—	33,018	—	—	—	—
„ Madras	863	—	—	—	—	1,311	—	—	—	—
„ Burma	27,048	—	—	—	—	6,394	—	—	—	—
TOTAL	614,777	—	—	—	—	1,10,510	—	—	—	—
Standard lighting Lamps (III. F) (c)—	No.									
United Kingdom (including Channel Islands)	1,277,671	—	—	—	—	8,82,866	—	—	—	—
Germany	258,409	—	—	—	—	1,49,107	—	—	—	—
Netherlands	1,123,723	—	—	—	—	8,20,191	—	—	—	—
Belgium	108,372	—	—	—	—	64,913	—	—	—	—
France	83,861	—	—	—	—	40,416	—	—	—	—
Italy (including Flume)	83,148	—	—	—	—	37,472	—	—	—	—
Austria	316,034	—	—	—	—	1,41,283	—	—	—	—
Hungary	30,178	—	—	—	—	25,075	—	—	—	—
Czechoslovakia	184,178	—	—	—	—	1,20,761	—	—	—	—
Japan	701,939	—	—	—	—	1,27,536	—	—	—	—
United States of America— Vid Atlantic Coast	29,900	—	—	—	—	47,199	—	—	—	—
„ Pacific „	8	—	—	—	—	175	—	—	—	—
Other Foreign Countries	4,498	—	—	—	—	1,164	—	—	—	—
TOTAL FOREIGN COUNTRIES	2,024,316	—	—	—	—	15,76,162	—	—	—	—

(c) Discontinued from 1931-32.

GENERAL IMPORTS

No. 10—continued

ARTICLES, AND COUNTRIES OF CONSIGNMENT; ALSO SHARE OF EACH PROVINCE	QUANTITY					VALUE				
	1930-31	1931-32	1932-33	1933-34	1934-35	1930-31	1931-32	1932-33	1933-34	1934-35
Instruments, Apparatus and Appliances, and parts thereof—continued										
Electrical, including telegraph and telephones apparatus not being machinery—continued						R	R	R	R	R
Electric lamps and parts thereof—continued										
Electric glow lamps—contd.										
Standard Lighting Lamps (III. F) (a)—continued	No.									
Share of Bengal	1,631,278	—	—	—	—	9,48,327	—	—	—	—
„ Bombay	1,720,600	—	—	—	—	9,98,797	—	—	—	—
„ Sind	138	—	—	—	—	2,564	—	—	—	—
„ Madras	258,161	—	—	—	—	1,82,498	—	—	—	—
„ Burma	591,814	—	—	—	—	3,26,371	—	—	—	—
TOTAL	4,201,989	—	—	—	—	24,59,057	—	—	—	—
Electric lamps, other sorts (III. F)—	No.	No.	No.	No.	No.					
United Kingdom (including Channel Islands)	7,948	25,422	30,368	18,322	25,415	29,091	59,980	60,274	43,114	77,034
Straits Settlements	11	3,213	701	1,146	25,811	146	4,402	1,005	975	16,301
Hongkong	42,976	6,539	76,224	286,822	..	42,112	5,001	45,323	1,60,873
Other British Possessions	102	20	28	4	69	176	165	40	42	344
TOTAL BRITISH EMPIRE	8,061	71,631	37,636	95,696	338,117	29,413	1,05,639	66,326	89,454	2,54,552
Germany	7,129	51,997	39,895	46,773	42,740	18,684	54,009	49,812	49,102	47,909
Netherlands	3,013	2,168	1,300	13,068	2,785	8,799	2,198	2,657	7,846	3,308
Belgium	1,524	8	10,156	3,233	18	881	108	7,172	11,624	692
France	434	2,890	1,204	3	261	4,431	5,798	9,102	415	2,209
Italy (including Fiume)	190	1,409	465	831	333	8,062	4,176	2,191	3,014	2,252
Austria	2,537	873	320	8,539	5,221	8,101	6,189	2,288	11,267	9,102
Czechoslovakia	15,938	42,857	4,241	14,318	24,234	6,371	17,925	2,167	11,444	11,638
China (exclusive of Hongkong and Macão)	1	205,524	1,990	65,392	417,928	8	1,57,556	1,535	37,630	2,24,303
Japan	15,171	22,844	41,720	145,310	154,994	1,358	14,112	7,093	22,669	31,874
United States of America—										
Via Atlantic Coast	456	74,638	29,493	95,941	186,501	5,683	1,73,335	60,536	1,02,659	2,46,457
„ Pacific „	2	1	14	5	437	3,056
Other Foreign Countries	155	19	6	859	1,103	836	90	14	1,187	762
TOTAL FOREIGN COUNTRIES	46,548	404,727	130,792	394,318	336,137	63,214	4,35,496	1,44,622	2,59,346	5,33,824
Share of Bengal	3,647	360,637	15,222	144,348	330,813	6,026	3,49,243	9,209	1,04,748	4,93,553
„ Bombay	5,336	6,369	6,803	94,395	25,480	49,199	60,307	36,440	96,331	37,194
„ Sind	629	6,216	623	6,629	1,258	7,235	14,680	19,144	16,613	33,373
„ Madras	43,276	56,819	72,904	171,513	132,233	19,327	27,875	56,771	70,499	37,110
„ Burma	1,671	46,317	72,371	73,129	184,465	10,240	99,130	89,384	60,603	1,37,116
TOTAL	54,609	476,358	165,428	490,014	1,174,254	92,627	5,41,135	2,10,948	3,48,800	3,38,376
Parts and accessories of electric lamps (III. F)—										
United Kingdom (including Channel Islands)	—	—	—	—	—	1,42,657	69,793	1,02,641	47,644	54,073
Ceylon (excluding Maldives).	—	—	—	—	—	3,104	59,742	310	..	533
Hongkong	—	—	—	—	—	6,102	..	1,28,691	2,24,243	2,54,004
Other British Possessions	—	—	—	—	—	725	171	2,064	3	544
TOTAL BRITISH EMPIRE	—	—	—	—	—	1,52,588	1,29,706	2,33,706	2,71,890	3,09,209

(a) Discontinued from 1931-32.

No. 10—continued

ARTICLES, AND COUNTRIES OF CONSIGNMENT; ALSO SHARE OF EACH PROVINCE	QUANTITY					VALUE				
	1930-31	1931-32	1932-33	1933-34	1934-35	1930-31	1931-32	1932-33	1933-34	1934-35
Instruments, Apparatus and Appliances, and parts thereof— continued										
<i>Electrical, including telegraph and telephone apparatus not being machinery— continued</i>						R	R	R	R	R
Electric lamps and parts thereof— <i>continued</i>										
Parts and accessories of electric lamps (III. F)— <i>continued</i>										
Germany	—	—	—	—	—	9,46,527	4,30,571	4,54,136	2,65,012	2,22,712
Netherlands	—	—	—	—	—	1,10,748	1,599	305	108	1,405
Italy (including Fiume)	—	—	—	—	—	60,087	12,282	20,002	6,738	2,286
Austria	—	—	—	—	—	1,02,110	20,471	46,276	18,420	15,733
Czechoslovakia	—	—	—	—	—	54,686	81,082	30,772	29,960	78,050
China (exclusive of Hongkong and Macão)	—	—	—	—	—	3,289	1,22,911	2,38,809	92,626	33,328
Japan	—	—	—	—	—	2,05,406	27,265	1,51,460	1,30,087	1,55,681
United States of America— Via Atlantic Coast	—	—	—	—	—	8,29,192	4,50,514	4,89,067	3,14,188	3,86,981
Other Foreign Countries	—	—	—	—	—	9,018	6,441	1,025	2,250	2,480
TOTAL FOREIGN COUNTRIES	—	—	—	—	—	23,21,911	11,03,106	14,88,452	8,60,353	8,94,302
Share of Bengal	—	—	—	—	—	4,94,733	2,54,847	4,31,497	2,31,315	78,631
„ Bombay	—	—	—	—	—	11,46,513	7,43,316	8,44,865	7,00,305	8,40,126
„ Sind	—	—	—	—	—	5,77,091	1,37,340	2,25,108	1,75,384	2,30,299
„ Madras	—	—	—	—	—	95,091	67,160	1,34,436	12,444	50,259
„ Burma	—	—	—	—	—	1,61,071	30,143	36,552	12,295	14,196
TOTAL	—	—	—	—	—	24,74,499	12,32,812	16,72,158	11,32,243	12,09,511
Batteries (III. F)—										
United Kingdom (including Channel Islands)	—	—	—	—	—	2,32,345	1,99,610	3,56,557	2,08,249	1,75,451
Hongkong	—	—	—	—	—	181	6,651	17,468	27,550	23,167
Other British Possessions	—	—	—	—	—	3,897	3,981	3,834	2,146	2,343
TOTAL BRITISH EMPIRE	—	—	—	—	—	2,36,378	2,10,242	3,77,854	2,37,945	2,00,961
Germany	—	—	—	—	—	2,74,554	1,49,784	1,35,899	2,24,778	1,85,410
Austria	—	—	—	—	—	5,899	1,132	536	3,498	2,391
Czechoslovakia	—	—	—	—	—	5,926	976	933	2,885	6,124
China (exclusive of Hongkong and Macão)	—	—	—	—	—	496	30,780	45,378	25,006	25,628
Japan	—	—	—	—	—	93	1,129	8,092	42,188	57,691
United States of America— Via Atlantic Coast	—	—	—	—	—	7,46,780	7,15,750	7,15,265	8,16,488	10,29,695
„ Pacific „	—	—	—	—	—	..	180
Other Foreign Countries	—	—	—	—	—	11,505	7,032	2,321	1,531	1,069
TOTAL FOREIGN COUNTRIES	—	—	—	—	—	10,45,203	9,06,613	9,08,424	11,10,324	13,08,004
Share of Bengal	—	—	—	—	—	4,77,913	2,59,604	7,50,933	4,37,462	6,25,348
„ Bombay	—	—	—	—	—	45,277	36,551	41,702	98,523	1,46,309
„ Sind	—	—	—	—	—	..	1,424	4,297	1,37,695	2,31,115
„ Madras	—	—	—	—	—	2,63,912	1,73,136	1,42,903	2,07,991	1,49,142
„ Burma	—	—	—	—	—	4,94,474	5,46,141	3,46,443	3,72,593	3,63,651
TOTAL	—	—	—	—	—	12,81,576	11,10,855	12,86,278	13,54,209	15,05,965

GENERAL IMPORTS

(168)

No. 10—continued

ARTICLES, AND COUNTRIES OF CONSIGNMENT; ALSO SHARE OF EACH PROVINCE	QUANTITY					VALUE				
	1930-31	1931-32	1932-33	1933-34	1934-35	1930-31	1931-32	1932-33	1933-34	1934-35
Instruments, Apparatus, and Appliances, and parts thereof—continued						R	R	R	R	R
Electrical, including telegraph and telephone apparatus not being machinery—continued										
Carbons, electric (including furnace electrodes) (III. F)—United Kingdom (including Channel Islands)	—	—	—	—	—	2,12,205	2,10,837	2,71,416	2,26,183	1,10,667
Other British Possessions	—	—	—	—	—	..	497	1,981	648	..
TOTAL BRITISH EMPIRE	—	—	—	—	—	2,12,205	2,11,334	2,73,397	2,26,831	1,10,667
Germany	—	—	—	—	—	36,031	32,294	29,948	61,430	46,241
France	—	—	—	—	—	9,091	23,857	1,571	4,508	16,982
United States of America—Vid Atlantic Coast	—	—	—	—	—	595	5,206	10,810	22,708	16,231
Other Foreign Countries	—	—	—	—	—	6,348	3,241	7,057	1,884	5,138
TOTAL FOREIGN COUNTRIES	—	—	—	—	—	46,065	64,598	49,386	90,580	84,592
Share of Bengal	—	—	—	—	—	1,27,770	1,32,557	1,98,062	1,27,111	88,201
.. Bombay	—	—	—	—	—	1,19,269	1,38,654	1,05,606	1,70,778	83,141
.. Sind	—	—	—	—	—	8,926	7,655	13,064	9,091	11,146
.. Madras	—	—	—	—	—	837	110	4,003	2,334	4,679
.. Burma	—	—	—	—	—	1,469	2,956	2,148	5,147	8,092
TOTAL	—	—	—	—	—	2,58,270	2,81,932	3,22,783	3,17,361	1,95,259
Accumulators (including parts) (III. F)—United Kingdom (including Channel Islands)	—	—	—	—	—	11,01,712	6,16,341	7,89,151	6,95,761	7,22,056
Denmark	—	—	—	—	—	21,787	..
Germany	—	—	—	—	—	84,030	5,212	5,544	32,705	7,663
Belgium	—	—	—	—	—	3,79,322	1,21,658	12,060	10,059	10,056
France	—	—	—	—	—	67,297	69,822	89,012	71,327	9,486
United States of America—Vid Atlantic Coast	—	—	—	—	—	1,50,147	41,731	72,079	908	..
Other Foreign Countries	—	—	—	—	—	575	4	..	284	167
TOTAL FOREIGN COUNTRIES	—	—	—	—	—	6,81,371	2,38,427	1,28,695	1,37,070	27,372
Share of Bengal	—	—	—	—	—	8,36,671	3,79,119	5,15,333	4,40,358	7,02,320
.. Bombay	—	—	—	—	—	10,05,792	4,53,134	3,96,096	3,67,311	45,462
.. Sind	—	—	—	—	—	698	17,233	293	24,269	1,186
.. Madras	—	—	—	—	—	931	282	5,624	791	..
.. Burma	—	—	—	—	—	93	62	1,070
TOTAL	—	—	—	—	—	18,43,083	8,51,768	9,17,846	8,32,521	7,50,027
Condensers, electric (III. F)—United Kingdom (including Channel Islands)	—	—	—	—	—	4,400	4,940	7,749	23,996	47,656
Other British Possessions	—	—	—	—	—	180
TOTAL BRITISH EMPIRE	—	—	—	—	—	4,400	4,940	7,929	23,996	47,656
Germany	—	—	—	—	—	459	296	2,660	5,027	5,384
Other Foreign Countries	—	—	—	—	—	3,880	1,117	5,199
TOTAL FOREIGN COUNTRIES	—	—	—	—	—	459	296	6,540	6,144	10,583
Share of Bengal	—	—	—	—	—	3,667	2,031	2,890	17,355	40,188
.. Bombay	—	—	—	—	—	1,192	2,318	9,528	10,045	11,320
.. Sind	—	—	—	—	—	352	3,326
.. Madras	—	—	—	—	—	..	387	2,051	3,438	3,403
TOTAL	—	—	—	—	—	4,850	5,230	14,469	30,140	58,239

No. 10—continued

ARTICLES, AND COUNTRIES OF CONSIGNMENT; ALSO SHARE OF EACH PROVINCE	QUANTITY					VALUE				
	1930-31	1931-32	1932-33	1933-34	1934-35	1930-31	1931-32	1932-33	1933-34	1934-35
Instruments, Apparatus, and Appliances, and parts thereof— <i>continued</i>						R	R	R	R	R
<i>Electrical, including telegraph and telephone apparatus not being machinery— continued</i>										
Electric bell apparatus (not telegraphic or telephonic) (III. F)—										
United Kingdom (including Channel Islands)	—	—	—	—	—	3,714	1,678	6,151	11,718	16,007
Germany	—	—	—	—	—	5,666	7,752	14,755	27,360	25,982
Other Foreign Countries	—	—	—	—	—	2,374	3,104	3,442	4,222	4,879
TOTAL FOREIGN COUNTRIES	—	—	—	—	—	8,040	10,856	18,197	31,602	30,861
Share of Bengal	—	—	—	—	—	304	56	654	7,909	13,443
„ Bombay	—	—	—	—	—	6,234	9,437	19,138	22,537	23,008
„ Sind	—	—	—	—	—	4,763	2,421	4,020	8,600	5,480
„ Madras	—	—	—	—	—	521	2,698	3,979
„ Burma	—	—	—	—	—	453	600	16	1,621	958
TOTAL	—	—	—	—	—	11,754	12,534	24,848	48,315	40,868
Electric lighting accessories and fittings (including switches) (III. F)—										
United Kingdom (including Channel Islands)	—	—	—	—	—	5,23,759	3,68,130	2,05,530	3,47,780	3,18,508
Other British Possessions	—	—	—	—	—	397	754	88	..	7
TOTAL BRITISH EMPIRE	—	—	—	—	—	5,24,096	3,68,884	2,05,618	3,47,786	3,18,510
Germany	—	—	—	—	—	2,16,006	2,38,890	3,07,876	2,24,234	2,13,291
Netherlands	—	—	—	—	—	22,767	3,144	2,627	16,349	1,800
Belgium	—	—	—	—	—	861	2,720	966	3,040	5,191
France	—	—	—	—	—	47,259	35,695	8,310	22,716	5,176
Italy (including Fiume)	—	—	—	—	—	5,515	11,381	6,772	3,649	5,044
Austria	—	—	—	—	—	23,317	27,697	22,950	16,261	8,552
Hungary	—	—	—	—	—	6,943	3,096
Czechoslovakia	—	—	—	—	—	12,288	16,094	11,418	6,533	848
Japan	—	—	—	—	—	32,470	18,018	75,922	40,768	60,336
United States of America										
Vid Atlantic Coast	—	—	—	—	—	60,533	65,430	6,878	23,567	14,051
„ Pacific „	—	—	—	—	—	..	3,742	..	18,093	6,730
Other Foreign Countries	—	—	—	—	—	211	1,222	1,691	575	1,013
TOTAL FOREIGN COUNTRIES	—	—	—	—	—	4,21,320	4,23,463	5,05,304	3,92,028	3,45,228
Share of Bengal	—	—	—	—	—	2,30,337	48,243	43,091	43,666	52,915
„ Bombay	—	—	—	—	—	3,91,630	4,39,006	4,51,377	3,30,570	2,34,399
„ Sind	—	—	—	—	—	1,37,695	1,66,229	2,33,020	3,09,700	2,77,182
„ Madras]	—	—	—	—	—	92,104	92,578	75,847	19,827	20,916
„ Burma	—	—	—	—	—	73,706	46,311	27,677	36,691	72,827
TOTAL	—	—	—	—	—	9,45,422	7,02,367	7,71,012	7,40,364	6,58,738
Electrical instruments (other than telegraphic and telephonic)—										
Meters (III. F)—										
United Kingdom (including Channel Islands)	—	—	—	—	—	4,52,249	3,35,118	5,51,439	5,18,681	6,08,310
Other British Possessions	—	—	—	—	—	..	1,034	254	159	108
TOTAL BRITISH EMPIRE	—	—	—	—	—	4,52,249	3,36,152	5,51,693	5,18,840	6,08,418

GENERAL IMPORTS

(170)

No. 10—continued

ARTICLES, AND COUNTRIES OF CONSIGNMENT; ALSO SHARE OF EACH PROVINCE	QUANTITY					VALUE				
	1930-31	1931-32	1932-33	1933-34	1934-35	1930-31	1931-32	1932-33	1933-34	1934-35
Instruments, Apparatus, and Appliances, and parts thereof—continued						R	R	R	R	R
Electrical, including telegraph and telephone apparatus not being machinery—continued										
Electrical Instruments (other than telegraphic and telephonic)—contd.										
Motors (III. F)—continued										
Germany	—	—	—	—	—	1,37,788	2,03,876	2,50,453	69,187	2,95,328
France	—	—	—	—	—	9,461	694	628	19,373	36,679
Switzerland	—	—	—	—	—	36,019	65,967	1,14,499	85,788	81,415
Italy (including Fiume)	—	—	—	—	—	12,972	4,028	33,442	64,366	1,19,935
Austria	—	—	—	—	—	2,649	3,167	10,912	1,947	13,845
Hungary	—	—	—	—	—	7,732	5,324	..
United States of America—										
Via Atlantic Coast	—	—	—	—	—	30,406	32,974	7,035	10,056	9,892
" Pacific "	—	—	—	—	—	..	588
Other Foreign Countries	—	—	—	—	—	821	4,559	4,249	1,237	7,710
TOTAL FOREIGN COUNTRIES	—	—	—	—	—	2,20,116	3,15,803	4,28,950	2,57,273	5,64,742
Share of Bengal	—	—	—	—	—	1,91,065	1,12,857	2,04,898	1,38,278	2,07,333
" Bombay	—	—	—	—	—	2,81,550	2,71,078	3,68,395	3,30,447	4,21,295
" Sind	—	—	—	—	—	97,848	1,62,436	2,71,216	1,33,417	3,72,856
" Madras	—	—	—	—	—	57,841	90,899	99,047	1,53,590	1,57,478
" Burma	—	—	—	—	—	44,261	14,585	37,087	20,331	14,193
TOTAL	—	—	—	—	—	6,72,305	6,51,955	9,80,643	7,76,113	11,73,160
Others (III. F)—										
United Kingdom (including Channel Islands)	—	—	—	—	—	1,21,521	78,596	1,07,209	1,63,551	1,65,293
Other British Possessions	—	—	—	—	—	..	1,351	1,009	..	812
TOTAL BRITISH EMPIRE	—	—	—	—	—	1,21,521	74,947	1,08,218	1,63,551	1,65,545
Germany	—	—	—	—	—	1,14,398	61,109	47,418	46,240	83,331
Netherlands	—	—	—	—	—	712	1,277	5,507	524	1,313
France	—	—	—	—	—	603	1,178	24,970	27,252	489
United States of America—										
Via Atlantic Coast	—	—	—	—	—	40,721	50,052	33,241	1,05,607	51,877
" Pacific "	—	—	—	—	—	1,866	294
Other Foreign Countries	—	—	—	—	—	5,512	7,173	3,566	6,605	7,115
TOTAL FOREIGN COUNTRIES	—	—	—	—	—	1,61,946	1,20,789	1,14,702	1,88,094	1,44,469
Share of Bengal	—	—	—	—	—	1,73,449	66,648	601	38,316	1,13,491
" Bombay	—	—	—	—	—	22,422	16,378	10,343	11,692	47,599
" Sind	—	—	—	—	—	72,403	1,21,900	2,10,518	3,01,138	1,44,223
" Madras	—	—	—	—	—	1,590	310	1,558	..	1,036
" Burma	—	—	—	—	—	8,603	3,676
TOTAL	—	—	—	—	—	2,83,467	1,05,736	2,22,920	3,51,645	3,10,014
Electro-medical apparatus (including X-ray apparatus) (III. F)—										
United Kingdom (including Channel Islands)	—	—	—	—	—	41,791	65,382	82,857	84,765	84,346
Ceylon (excluding Maldives)	—	—	—	—	—	7,587
Other British Possessions	—	—	—	—	—	37	998	..	40	..
TOTAL BRITISH EMPIRE	—	—	—	—	—	49,385	66,380	82,857	84,805	84,346

No. 10—continued

ARTICLES, AND COUNTRIES OF CONSIGNMENT; ALSO SHARE OF EACH PROVINCE	QUANTITY					VALUE				
	1930-31	1931-32	1932-33	1933-34	1934-35	1930-31	1931-32	1932-33	1933-34	1934-35
Instruments, Apparatus, and Appli- ances, and parts thereof— <i>continued</i>										
<i>Electrical, including telegraph and telephone apparatus not being Machinery— continued</i>						R	R	R	R	R
Electro-medical apparatus (including X-ray apparatus) (III. F)— <i>continued</i>										
Germany	—	—	—	—	—	76,428	88,101	1,01,830	1,60,434	1,94,453
Netherlands	—	—	—	—	—	24,280	10,930	483	..	1,070
France	—	—	—	—	—	20,795	14,800	18,478	756	..
Japan	—	—	—	—	—	582	5,564	96	680	..
Egypt	—	—	—	—	—	5,960	673
United States of America— Via Atlantic Coast	—	—	—	—	—	1,34,628	84,948	1,28,870	74,562	98,688
Other Foreign Countries	—	—	—	—	—	2,664	4,722	5,465	3,034	714
TOTAL FOREIGN COUNTRIES	—	—	—	—	—	2,59,227	2,04,060	2,50,022	2,45,376	2,90,557
<i>Share of Bengal</i>	—	—	—	—	—	<i>67,871</i>	<i>70,378</i>	<i>57,175</i>	<i>46,064</i>	<i>62,871</i>
" <i>Bombay</i>	—	—	—	—	—	<i>2,00,192</i>	<i>1,67,743</i>	<i>2,27,043</i>	<i>2,38,482</i>	<i>2,35,088</i>
" <i>Sind</i>	—	—	—	—	—	<i>18,864</i>	<i>21,029</i>	<i>31,726</i>	<i>37,886</i>	<i>39,974</i>
" <i>Madras</i>	—	—	—	—	—	<i>6,181</i>	<i>4,435</i>	<i>16,269</i>	<i>5,178</i>	<i>33,492</i>
" <i>Burma</i>	—	—	—	—	—	<i>15,504</i>	<i>6,861</i>	<i>667</i>	<i>2,636</i>	<i>3,478</i>
TOTAL	—	—	—	—	—	3,08,612	2,70,440	3,32,879	3,30,181	3,74,903
Switch boards (other than telegraph and telephone) (III. F)—										
United Kingdom (including Channel Islands)	—	—	—	—	—	3,06,969	2,42,990	1,86,072	3,05,738	3,78,779
Other British Possessions	—	—	—	—	—	350	181	295	50	611
TOTAL BRITISH EMPIRE	—	—	—	—	—	3,07,319	2,43,121	1,86,337	3,05,788	3,79,390
Germany	—	—	—	—	—	12,855	21,544	5,636	3,427	36,475
Netherlands	—	—	—	—	—	870	9,427	1,037
United States of America— Via Atlantic Coast	—	—	—	—	—	3,515	252	296
Other Foreign Countries	—	—	—	—	—	156	2,437	2,858	4,342	1,815
TOTAL FOREIGN COUNTRIES	—	—	—	—	—	16,526	24,233	9,650	17,106	39,327
<i>Share of Bengal</i>	—	—	—	—	—	<i>3,10,923</i>	<i>2,55,205</i>	<i>1,72,970</i>	<i>3,17,350</i>	<i>4,16,099</i>
" <i>Bombay</i>	—	—	—	—	—	<i>12,396</i>	<i>1,887</i>	<i>18,377</i>	<i>33</i>	<i>2,871</i>
" <i>Madras</i>	—	—	—	—	—	<i>646</i>	<i>10,262</i>	<i>4,740</i>	<i>5,601</i>	<i>347</i>
TOTAL	—	—	—	—	—	3,28,865	2,67,354	1,96,087	3,22,984	4,18,717
Electrical goods and apparatus not enumerated (III. F)—										
United Kingdom (including Channel Islands)	—	—	—	—	—	29,72,286	21,36,161	21,48,717	19,71,659	23,04,048
Ceylon (excluding Maldives).	—	—	—	—	—	6,428	10,497	591	1,829	529
Straits Settlements	—	—	—	—	—	1,624	3,812	1,479	2,051	7,673
Hongkong	—	—	—	—	—	18	14,574	11,730	2,030	2,784
Canada— Via Atlantic Coast	—	—	—	—	—	34,211	213	393	7,788	41
" <i>Pacific</i>	—	—	—	—	—	12,588
Commonwealth of Australia	—	—	—	—	—	13,908	6,715	131
Other British Possessions	—	—	—	—	—	421	1,058	36	16	..
TOTAL BRITISH EMPIRE	—	—	—	—	—	30,14,982	21,66,315	21,76,864	19,92,012	23,27,791

GENERAL IMPORTS

No. 10—continued

ARTICLES, AND COUNTRIES OF CONSIGNMENT; ALSO SHARE OF EACH PROVINCE	QUANTITY					VALUE				
	1930-31	1931-32	1932-33	1933-34	1934-35	1930-31	1931-32	1932-33	1933-34	1934-35
Instruments, Apparatus, and Appliances, and parts thereof— <i>continued</i>						R	R	R	R	R
Electrical, including telegraph and telephone apparatus not being machinery— <i>continued</i>										
Electrical goods and apparatus not enumerated (III. F)— <i>continued</i>										
Sweden	—	—	—	—	—	25,892	4,366	23,210	2,309	8,070
Denmark	—	—	—	—	—	4,900	27,216	6,082	1,893	253
Germany	—	—	—	—	—	7,97,821	5,44,801	7,59,339	5,26,816	6,91,715
Netherlands	—	—	—	—	—	1,29,181	55,422	1,16,664	1,04,437	2,18,087
Belgium	—	—	—	—	—	10,802	4,667	9,910	7,616	6,657
France	—	—	—	—	—	66,588	46,523	10,952	40,813	23,220
Switzerland	—	—	—	—	—	11,638	6,761	7,556	6,614	1,439
Italy (including Fiume)	—	—	—	—	—	84,931	35,836	46,611	30,129	7,321
Austria	—	—	—	—	—	22,327	11,414	8,757	12,788	19,846
Czechoslovakia	—	—	—	—	—	43,722	15,766	5,350	5,643	8,905
China (exclusive of Hongkong and Macao)	—	—	—	—	—	1,128	24,001	14,042	5,748	8,201
Japan	—	—	—	—	—	88,596	58,929	1,12,842	1,20,173	69,923
Egypt	—	—	—	—	—	9,811	140	186	15	..
United States of America—										
Via Atlantic Coast	—	—	—	—	—	13,30,047	9,81,425	8,46,675	5,15,910	5,51,883
" Pacific "	—	—	—	—	—	2,555	3,480	1,070	4,768	2,852
Other Foreign Countries	—	—	—	—	—	1,124	3,868	1,055	3,232	254
TOTAL FOREIGN COUNTRIES	—	—	—	—	—	25,80,553	18,24,615	19,75,207	14,78,894	16,88,742
Share of Bengal	—	—	—	—	—	31,30,831	21,62,321	22,26,710	19,15,121	22,34,457
" Bombay	—	—	—	—	—	13,09,972	9,87,359	8,52,490	9,64,310	12,32,058
" Sind	—	—	—	—	—	3,66,242	2,31,148	2,89,705	34,937	17,073
" Madras	—	—	—	—	—	6,00,538	3,81,775	6,44,422	4,25,236	3,76,961
" Burma	—	—	—	—	—	1,85,922	2,28,297	1,38,731	1,28,302	1,05,954
TOTAL	—	—	—	—	—	55,95,585	39,90,930	41,52,061	34,70,906	39,66,533
Total value of Instruments, Electrical, including telegraph and telephone apparatus, not being machinery—										
United Kingdom (including Channel Islands)	—	—	—	—	—	1,74,02,281	1,15,28,256	1,21,50,605	1,30,52,597	1,02,44,223
Ceylon (excluding Maldives).	—	—	—	—	—	19,588	12,956	8,672	3,750	2,841
Straits Settlements	—	—	—	—	—	7,847	25,024	16,093	8,573	20,913
Hongkong	—	—	—	—	—	11,601	1,43,020	1,08,660	3,02,816	4,42,471
Canada—										
Via Atlantic Coast	—	—	—	—	—	84,211	213	1,499	10,278	9,520
" Pacific "	—	—	—	—	—	21	..	12,588
Commonwealth of Australia	—	—	—	—	—	6,930	6,080	17,040	6,777	1,824
Other British Possessions	—	—	—	—	—	2,234	4,246	1,016	533	567
TOTAL BRITISH EMPIRE	—	—	—	—	—	1,74,84,69	1,17,19,795	1,23,64,206	1,33,85,330	1,07,40,447
Sweden	—	—	—	—	—	44,365	42,085	56,566	63,337	84,157
Norway	—	—	—	—	—	11,815	1,505	1,051	399	..
Denmark	—	—	—	—	—	10,010	31,623	11,603	30,133	6,567
Germany	—	—	—	—	—	42,79,750	32,89,662	34,42,318	25,21,698	31,98,801
Netherlands	—	—	—	—	—	14,87,040	13,08,668	11,61,576	11,47,977	13,00,210
Belgium	—	—	—	—	—	7,27,970	4,55,286	2,90,267	3,25,547	2,05,916
France	—	—	—	—	—	3,13,114	2,43,266	1,34,487	2,45,813	1,08,192

No. 10—continued

ARTICLES, AND COUNTRIES OF CONSIGNMENT; ALSO SHARE OF EACH PROVINCE	QUANTITY					VALUE				
	1930-31	1931-32	1932-33	1933-34	1934-35	1930-31	1931-32	1932-33	1933-34	1934-35
Instruments, Apparatus, and Appliances, and parts thereof— continued										
Electrical, including telegraph and telephone apparatus, not being machinery— concluded						Rs	Rs	Rs	Rs	Rs
Total value of Instruments, Electrical, including tele- graph and telephone apparatus, not being machinery—continued										
Switzerland	—	—	—	—	—	70,483	1,01,166	1,28,971	93,399	84,880
Italy (including Fiume)	—	—	—	—	—	8,61,717	5,23,898	6,16,702	6,27,140	7,61,021
Austria	—	—	—	—	—	3,76,111	2,92,441	2,73,782	2,25,442	2,04,328
Hungary	—	—	—	—	—	28,709	85,380	26,009	15,050	56,818
Czechoslovakia	—	—	—	—	—	2,66,117	8,22,747	3,16,543	3,12,892	3,35,549
China (exclusive of Hongkong and Macao)	—	—	—	—	—	12,736	3,73,013	3,09,965	1,63,940	2,95,184
Japan	—	—	—	—	—	7,07,758	5,28,787	16,80,550	15,17,643	16,76,064
Egypt	—	—	—	—	—	10,478	760	683	6,204	1,350
United States of America—										
<i>Via</i> Atlantic Coast	—	—	—	—	—	43,70,627	30,10,978	26,57,069	23,62,510	30,46,228
" Pacific "	—	—	—	—	—	2,843	9,966	2,744	30,457	14,248
Other Foreign Countries	—	—	—	—	—	4,200	5,789	6,262	6,460	2,688
TOTAL FOREIGN COUNTRIES	—	—	—	—	—	1,35,75,813	1,05,77,927	1,10,56,148	96,96,031	1,13,70,202
Share of Bengal	—	—	—	—	—	1,35,98,291	91,01,160	91,94,860	83,77,268	1,09,43,434
" Bombay	—	—	—	—	—	99,18,921	73,49,360	71,69,240	62,14,411	96,95,009
" Sind	—	—	—	—	—	28,87,698	21,13,449	29,81,763	28,12,120	30,04,186
" Madras	—	—	—	—	—	35,61,416	21,33,195	28,63,939	25,35,355	32,01,903
" Burma	—	—	—	—	—	31,34,210	16,00,068	12,10,672	11,42,207	12,75,117
TOTAL	—	—	—	—	—	8,10,60,635	2,22,97,722	2,34,20,444	2,30,81,261	2,81,19,640
Musical—										
Organs and Harmoniums complete (III. D)—	No.	No.	No.	No.	No.					
TOTAL BRITISH EMPIRE	38	61	37	40	28	5,742	6,320	5,911	8,764	2,703
United States of America—										
<i>Via</i> Atlantic Coast	31	12	8	16	20	7,555	7,694	3,296	2,991	3,911
Other Foreign Countries	66	51	683	30	26	6,850	6,046	3,631	2,235	6,622
TOTAL FOREIGN COUNTRIES	97	63	691	55	46	14,405	14,340	6,927	5,226	10,533
Share of Bengal	32	57	29	12	6	4,239	5,498	4,195	1,253	3,563
" Bombay	63	36	394	54	40	3,908	4,735	4,504	3,826	5,444
" Sind	3	2	2	2	4	135	1,902	394	149	1,263
" Madras	31	30	293	11	17	4,181	4,792	2,087	1,898	2,110
" Burma	16	9	14	16	7	2,704	3,823	1,658	1,864	936
TOTAL	135	124	726	95	74	20,147	20,660	12,838	8,900	13,200
Pianos and Piano players, complete (III. D)—	No.	No.	No.	No.	No.					
United Kingdom (including Channel Islands)	40	32	27	34	46	30,356	14,177	18,654	18,080	30,288
Straits Settlements	27	10	7	2	1	9,506	7,895	2,118	670	1,250
Other British Possessions	4	7	1	3	3	2,317	1,894	352	1,128	1,040
TOTAL BRITISH EMPIRE	80	58	35	39	50	42,239	28,966	21,024	19,878	37,578

GENERAL IMPORTS

No. 10—continued

ARTICLES, AND COUNTRIES OF CONSIGNMENT; ALSO SHARE OF EACH PROVINCE	QUANTITY					VALUE				
	1930-31	1931-32	1932-33	1933-34	1934-35	1930-31	1931-32	1932-33	1933-34	1934-35
Instruments, Apparatus, and Appliances, and parts thereof— <i>continued</i>										
<i>Musical—continued</i>						R	R	R	R	R
Piano and Piano players, complete (III. D)— <i>contd.</i>	No.	No.	No.	No.	No.					
Germany	70	32	17	8	14	65,874	28,593	14,111	8,137	14,838
France	1	1	1	700	7,990	270
China (<i>exclusive</i> of Hongkong and Macao)	31	13	4	4	3	12,060	5,143	1,589	1,270	900
United States of America— Via Atlantic Coast	9	12	4	8	2	3,066	5,046	1,870	1,883	417
„ Pacific „	1	452	..
Other Foreign Countries	12	4	9	3	242	7,991	1,450	2,081	900	557
TOTAL FOREIGN COUNTRIES	123	62	35	24	261	90,303	48,828	10,921	12,648	16,712
Share of Bengal	63	35	12	11	253	36,610	17,930	7,716	4,283	5,124
„ Bombay	66	42	29	26	40	45,559	30,209	15,731	16,685	30,621
„ Sind	19	8	3	9	3	10,460	3,318	632	4,748	12,926
„ Madras	19	13	9	8	12	13,707	6,237	5,642	2,554	3,795
„ Burma	36	22	17	3	3	26,206	16,100	11,226	4,256	1,924
TOTAL	203	120	70	63	311	1,32,542	72,794	40,945	32,526	54,200
Talking machines and accessories—										
Talking machines (III. D)—	No.	No.	No.	No.	No.					
United Kingdom (<i>including</i> Channel Islands)	10,092	9,013	10,969	10,668	12,751	4,11,862	3,24,584	3,87,016	4,94,685	3,88,938
Other British Possessions	252	116	121	140	136	9,015	5,221	4,451	6,122	8,993
TOTAL BRITISH EMPIRE	10,344	9,729	11,090	10,817	12,887	4,20,877	3,29,805	3,91,467	5,00,807	3,92,931
Germany	1,601	1,162	1,038	493	795	46,852	37,000	31,023	10,462	7,412
Switzerland	229	185	618	254	314	3,290	3,110	10,198	3,377	5,820
Japan	39	66	1,490	53,739	28,431	374	2,360	14,767	4,23,786	2,51,687
United States of America— Via Atlantic Coast	317	143	181	56	123	23,547	30,724	31,402	7,018	22,503
„ Pacific „	8	23	11	2	1	499	3,016	895	80	15
Other Foreign Countries	167	178	114	129	66	6,507	10,204	4,128	5,253	2,879
TOTAL FOREIGN COUNTRIES	2,361	1,757	3,403	54,673	29,730	81,479	86,414	92,413	4,49,976	2,90,009
Share of Bengal	3,271	4,031	4,061	29,802	24,001	1,03,289	1,10,738	1,12,074	3,96,801	3,53,025
„ Bombay	2,829	2,398	4,169	26,046	7,502	1,46,679	1,18,623	1,48,745	3,07,791	1,58,366
„ Sind	975	948	1,560	5,418	4,445	36,086	27,095	46,241	98,941	60,732
„ Madras	2,831	2,583	3,561	5,779	3,125	1,13,303	1,05,534	1,21,718	93,870	66,087
„ Burma	2,799	1,526	1,147	4,445	3,484	93,099	54,229	55,102	53,580	44,650
TOTAL	12,705	11,486	14,408	71,490	42,617	5,02,356	4,16,319	4,83,880	9,50,783	6,82,940
Records (III. D)—	No.	No.	No.	No.	No.					
United Kingdom (<i>including</i> Channel Islands)	439,929	359,349	204,709	92,217	203,808	5,63,194	3,38,686	1,72,904	1,06,068	1,58,521
Ceylon (<i>excluding</i> Maldives).	3,610	1,982	398	228	241	8,627	3,956	847	308	434
Straits Settlements	6,161	6,784	5,537	1,033	1,248	18,680	13,440	12,214	2,874	1,221
Federated Malay States	3,055	3,375	775	7,299	7,832	1,605
Hongkong	3,876	954	4	795	1,750	5,747	1,210	5	810	1,780
Other British Possessions	1,349	631	183	1,236	3,469	2,431	439	137	781	1,218
TOTAL BRITISH EMPIRE	457,979	373,025	211,611	96,109	210,518	6,01,128	3,65,568	1,87,702	1,09,541	1,63,158

No. 10—continued

ARTICLES, AND COUNTRIES OF CONSIGNMENT; ALSO SHARE OF EACH PROVINCE	QUANTITY					VALUE				
	1930-31	1931-32	1932-33	1933-34	1934-35	1930-31	1931-32	1932-33	1933-34	1934-35
	No.	No.	No.	No.	No.	Rs.	Rs.	Rs.	Rs.	Rs.
Instruments, Apparatus, and Appliances, and parts thereof— <i>continued</i>										
<i>Musical—continued</i>										
Talking machines and accessories— <i>continued</i>										
Records (III. D)— <i>contd.</i>										
Germany	69,590	65,240	81,487	16,418	6,249	62,930	56,008	25,252	13,747	5,563
France	167	4,277	114	214	52	501	10,525	191	310	75
China (<i>exclusive of Hongkong and Macão</i>)	2,438	888	1,241	1,380	7,425	3,375	1,082	1,473	1,361	7,721
United States of America— Via Atlantic Coast	27,124	9,541	1,767	9,940	9,641	39,845	12,201	1,096	4,333	6,942
" Pacific "	685	2,668	194	70	11	743	2,944	154	20	5
Other Foreign Countries	3,724	3,659	1,508	4,203	1,962	6,105	2,829	1,281	3,169	1,416
TOTAL FOREIGN COUNTRIES	103,728	86,218	86,306	32,225	25,340	1,18,500	85,640	30,047	22,040	21,712
Share of Bengal	303,663	72,790	35,680	34,367	44,696	4,19,317	98,180	46,331	38,832	46,967
" Bombay	127,574	89,800	53,024	57,010	92,329	1,68,729	1,00,639	44,673	57,026	69,049
" Sind	3,111	1,994	1,428	1,718	6,816	10,935	2,843	1,800	1,967	6,899
" Madras	45,550	214,180	108,212	16,103	69,960	36,232	1,70,932	78,744	16,142	40,082
" Burma	76,809	80,499	49,573	19,136	22,055	79,415	78,619	45,701	18,764	21,908
TOTAL	561,707	450,243	247,917	128,334	2,35,850	7,14,828	4,51,212	2,17,740	1,32,781	1,84,205
Accessories (III. D)—										
United Kingdom (<i>including Channel Islands</i>)	—	—	—	—	—	2,50,533	3,70,977	5,42,524	7,33,070	7,61,069
Commonwealth of Australia	—	—	—	—	—	5,489	..
Other British Possessions	—	—	—	—	—	1,756	2,642	402	215	830
TOTAL BRITISH EMPIRE	—	—	—	—	—	2,52,289	3,73,619	5,42,926	7,38,774	7,62,408
Sweden	—	—	—	—	—	827	..	2,238	7,807	8,145
Germany	—	—	—	—	—	1,18,242	1,32,596	1,76,081	1,32,278	1,17,859
Netherlands	—	—	—	—	—	6,855	824	55	4,430	..
France	—	—	—	—	—	6,421	8,986	3,390	3,104	1,653
Switzerland	—	—	—	—	—	1,05,722	1,38,860	1,77,206	1,99,500	1,96,746
Italy (<i>including Fiume</i>)	—	—	—	—	—	10,316	19,021	16,913	14,344	4,894
Japan	—	—	—	—	—	12,592	1,10,955	1,60,684
United States of America— Via Atlantic Coast	—	—	—	—	—	2,498	17,407	6,735	2,907	6,377
" Pacific "	—	—	—	—	—	490	177	2	..	23
Other Foreign Countries	—	—	—	—	—	2,188	6,078	4,079	974	1,553
TOTAL FOREIGN COUNTRIES	—	—	—	—	—	2,59,565	3,23,049	3,99,291	4,85,799	5,24,135
Share of Bengal	—	—	—	—	—	2,49,553	4,10,594	5,32,726	6,79,097	6,34,027
" Bombay	—	—	—	—	—	1,91,323	2,00,289	2,17,555	3,41,912	4,01,203
" Sind	—	—	—	—	—	29,449	30,547	60,362	1,20,163	1,50,408
" Madras	—	—	—	—	—	19,399	21,054	49,015	31,206	42,932
" Burma	—	—	—	—	—	22,040	35,104	32,569	51,295	58,058
TOTAL	—	—	—	—	—	5,05,854	6,97,508	9,42,217	13,24,578	12,86,628
Total value of talking machines and accessories—										
United Kingdom (<i>including Channel Islands</i>)	—	—	—	—	—	12,25,589	10,24,247	11,02,534	13,32,823	13,09,122
Ceylon (<i>excluding Maldives</i>)	—	—	—	—	—	11,424	6,543	2,704	1,129	1,119
Straits Settlements	—	—	—	—	—	17,068	15,848	13,421	5,017	4,088
Federated Malay States	—	—	—	—	—	7,209	7,832	1,545
Hongkong	—	—	—	—	—	9,037	2,915	347	977	2,454
Commonwealth of Australia	—	—	—	—	—	1,323	108	203	6,130	96
Other British Possessions	—	—	—	—	—	1,959	1,909	1,341	3,346	1,773
TOTAL BRITISH EMPIRE	—	—	—	—	—	12,74,294	10,68,987	11,22,095	18,40,422	18,18,007

GENERAL IMPORTS

(178)

No. 10—continued

ARTICLES, AND COUNTRIES OF CONSIGNMENT; ALSO SHARE OF EACH PROVINCE	QUANTITY					VALUE				
	1930-31	1931-32	1932-33	1933-34	1934-35	1930-31	1931-32	1932-33	1933-34	1934-35
Instrument, Apparatus and Appliances, and parts thereof—continued						R	R	R	R	R
<i>Musical—continued</i>										
Talking machines and accessories—continued										
Total value of talking machines and accessories—continued										
Sweden	—	—	—	—	—	837	353	2,398	8,030	8,151
Germany	—	—	—	—	—	2,28,024	2,25,664	2,32,356	1,56,487	1,30,834
Netherlands	—	—	—	—	—	6,085	2,777	100	4,442	130
France	—	—	—	—	—	8,958	23,483	5,180	4,188	2,154
Switzerland	—	—	—	—	—	1,09,018	1,42,000	1,87,404	2,02,877	2,02,568
Italy (including Fiume)	—	—	—	—	—	11,180	20,064	17,263	15,487	5,467
China (exclusive of Hong-kong and Macao)	—	—	—	—	—	8,620
Japan	—	—	—	—	—	1,517	3,153	28,356	5,45,087	4,39,413
United States of America—										
Via Atlantic Coast	—	—	—	—	—	65,890	60,332	39,893	14,258	35,822
" Pacific "	—	—	—	—	—	1,642	6,137	1,051	100	43
Other Foreign Countries	—	—	—	—	—	14,493	12,049	7,810	6,859	2,664
TOTAL FOREIGN COUNTRIES	—	—	—	—	—	4,48,544	4,96,012	5,21,751	9,58,715	8,35,866
<i>Share of Bengal</i>	—	—	—	—	—	<i>7,77,169</i>	<i>6,19,521</i>	<i>7,41,631</i>	<i>11,15,080</i>	<i>10,34,019</i>
" Bombay	—	—	—	—	—	<i>5,07,131</i>	<i>4,19,541</i>	<i>4,10,973</i>	<i>7,06,729</i>	<i>6,23,518</i>
" Sind	—	—	—	—	—	<i>76,470</i>	<i>60,465</i>	<i>1,08,393</i>	<i>2,21,071</i>	<i>2,13,089</i>
" Madras	—	—	—	—	—	<i>1,62,524</i>	<i>2,97,520</i>	<i>2,49,477</i>	<i>1,41,018</i>	<i>1,49,101</i>
" Burma	—	—	—	—	—	<i>1,99,554</i>	<i>1,67,952</i>	<i>1,33,372</i>	<i>1,23,639</i>	<i>1,24,646</i>
TOTAL	—	—	—	—	—	17,22,833	15,64,999	16,43,846	23,08,137	21,54,473
Other sorts, including parts of musical instruments (III. D)—										
United Kingdom (including Channel Islands)	—	—	—	—	—	2,48,034	1,93,293	2,40,130	1,95,382	1,74,624
Ceylon (excluding Maldives)	—	—	—	—	—	3,735	5,011	14,087	4,450	5,575
Straits Settlements	—	—	—	—	—	3,007	5,403	3,400	1,217	593
Hongkong	—	—	—	—	—	2,992	1,982	310	212	16,700
Other British Possessions	—	—	—	—	—	172	124	2,780	51	788
TOTAL BRITISH EMPIRE	—	—	—	—	—	2,58,540	2,04,913	2,60,707	2,01,262	1,97,280
Germany	—	—	—	—	—	2,43,954	2,75,489	2,70,238	2,16,455	2,03,776
Netherlands	—	—	—	—	—	1,017	2,647	663	8,168	4,315
France	—	—	—	—	—	45,998	22,008	11,202	15,956	19,178
Switzerland	—	—	—	—	—	2,320	10,872	10,579	13,578	23,677
Italy (including Fiume)	—	—	—	—	—	7,088	9,940	21,618	23,174	6,917
Czechoslovakia	—	—	—	—	—	14,710	9,442	10,406	2,451	6,140
China (exclusive of Hong-kong and Macao)	—	—	—	—	—	5,983	483	528	404	14,594
Japan	—	—	—	—	—	7,076	5,712	54,967	1,55,585	1,38,230
Egypt	—	—	—	—	—	1,812	15	3,250	7,465	4,741
United States of America—										
Via Atlantic Coast	—	—	—	—	—	92,309	47,232	11,484	8,997	10,330
" Pacific "	—	—	—	—	—	654	..	2,182	158	3,493
Other Foreign Countries	—	—	—	—	—	2,871	1,425	910	2,258	2,156
TOTAL FOREIGN COUNTRIES	—	—	—	—	—	4,24,362	3,85,262	3,97,675	4,54,629	4,37,567
<i>Share of Bengal</i>	—	—	—	—	—	<i>2,29,283</i>	<i>2,28,114</i>	<i>1,79,143</i>	<i>2,57,345</i>	<i>1,94,322</i>
" Bombay	—	—	—	—	—	<i>2,00,603</i>	<i>1,64,565</i>	<i>1,34,342</i>	<i>2,10,603</i>	<i>2,49,235</i>
" Sind	—	—	—	—	—	<i>92,293</i>	<i>1,33,237</i>	<i>1,99,627</i>	<i>98,722</i>	<i>1,19,253</i>
" Madras	—	—	—	—	—	<i>26,380</i>	<i>32,332</i>	<i>55,642</i>	<i>57,513</i>	<i>33,967</i>
" Burma	—	—	—	—	—	<i>73,343</i>	<i>26,927</i>	<i>39,123</i>	<i>31,205</i>	<i>38,065</i>
TOTAL	—	—	—	—	—	6,82,902	5,90,175	6,58,382	6,55,891	6,84,847

No. 10—continued

ARTICLES, AND COUNTRIES OF CONSIGNMENT; ALSO SHARE OF EACH PROVINCE	QUANTITY					VALUE				
	1930-31	1931-32	1932-33	1933-34	1934-35	1930-31	1931-32	1932-33	1933-34	1934-35
						R	R	R	R	R
Instruments, Apparatus and Appliances, and parts thereof— continued										
Musical—continued										
Total value of Musical instruments—										
United Kingdom (including Channel Islands)	—	—	—	—	—	15,00,260	12,44,155	13,64,970	15,18,328	15,21,800
Ceylon (excluding Maldives)	—	—	—	—	—	15,952	13,520	16,817	5,971	7,673
Strait Settlements	—	—	—	—	—	30,049	29,030	19,804	7,889	5,136
Federated Malay States	—	—	—	—	—	7,299	7,852	1,605
Hongkong	—	—	—	—	—	12,020	5,038	1,380	1,219	18,184
Commonwealth of Australia	—	—	—	—	—	1,930	218	272	7,338	315
Other British Possessions	—	—	—	—	—	3,378	2,866	4,738	3,581	3,001
TOTAL BRITISH EMPIRE	—	—	—	—	—	15,80,815	13,04,186	14,09,737	15,74,326	15,50,228
Foreign Countries										
Sweden	—	—	—	—	—	1,021	448	2,848	8,956	9,503
Germany	—	—	—	—	—	5,30,326	5,30,914	5,16,705	3,81,079	3,51,272
Netherlands	—	—	—	—	—	8,002	5,424	763	12,610	4,446
France	—	—	—	—	—	65,857	64,645	17,592	20,264	24,507
Switzerland	—	—	—	—	—	1,11,838	1,52,872	1,97,983	2,16,456	2,20,246
Italy (including Fiume)	—	—	—	—	—	22,747	31,468	39,339	38,661	12,613
Czechoslovakia	—	—	—	—	—	14,710	9,775	10,907	2,451	7,402
China (exclusive of Hongkong and Macao)	—	—	—	—	—	23,638	10,077	5,214	5,770	24,917
Japan	—	—	—	—	—	10,505	10,009	86,229	7,02,777	5,76,501
Egypt	—	—	—	—	—	1,380	15	3,390	8,855	4,772
United States of America—										
Via Atlantic Coast	—	—	—	—	—	1,62,420	1,20,904	56,433	28,129	50,486
" Pacific "	—	—	—	—	—	2,296	6,137	3,233	710	3,541
Other Foreign Countries	—	—	—	—	—	16,465	10,774	5,038	4,501	2,229
TOTAL FOREIGN COUNTRIES	—	—	—	—	—	9,77,614	9,44,442	9,46,271	14,31,218	13,00,678
Share of Bengal	—	—	—	—	—	10,47,291	8,70,973	9,32,684	13,79,061	12,37,028
" Bombay	—	—	—	—	—	8,22,801	6,19,050	6,16,050	9,37,843	9,13,818
" Sind	—	—	—	—	—	1,79,358	2,03,929	3,09,046	3,24,090	3,51,516
" Madras	—	—	—	—	—	2,07,272	3,40,881	3,12,848	2,02,983	1,88,973
" Burma	—	—	—	—	—	3,02,307	2,13,802	1,85,383	1,60,967	1,66,571
TOTAL	—	—	—	—	—	25,58,429	22,48,628	23,56,011	30,05,544	28,56,906
Optical (III. D)—										
United Kingdom (including Channel Islands)	—	—	—	—	—	97,009	84,403	53,485	77,516	60,787
Other British Possessions	—	—	—	—	—	1,206	2,383	683	1,113	203
TOTAL BRITISH EMPIRE	—	—	—	—	—	98,214	86,786	54,168	78,629	60,990
Foreign Countries										
Germany	—	—	—	—	—	2,46,403	1,74,236	1,16,100	2,00,971	1,02,382
Belgium	—	—	—	—	—	7,642	3,607	2,189	910	..
France	—	—	—	—	—	58,626	61,803	80,746	11,876	6,032
Italy (including Fiume)	—	—	—	—	—	692	33	630	4,337	12,760
Austria	—	—	—	—	—	57	2,851	1,820	3,625	5,503
Japan	—	—	—	—	—	1,89,503	2,55,568	4,41,819	5,22,253	5,56,464
United States of America—										
Via Atlantic Coast	—	—	—	—	—	44,822	10,696	19,582	9,120	21,940
" Pacific "	—	—	—	—	—	32	192	59
Other Foreign Countries	—	—	—	—	—	2,502	1,452	602	1,994	207
TOTAL FOREIGN COUNTRIES	—	—	—	—	—	5,50,861	5,10,437	6,19,561	7,60,797	7,65,238

GENERAL IMPORTS

(178)

No. 10—continued

ARTICLES, AND COUNTRIES OF CONSIGNMENT; ALSO SHARE OF EACH PROVINCE	QUANTITY					VALUE				
	1930-31	1931-32	1932-33	1933-34	1934-35	1930-31	1931-32	1932-33	1933-34	1934-35
Instrumente, Apparatus and Appliances, and parts thereof—continued						R	R	R	R	R
Musical—continued										
Talking machines and accessories—concluded										
Total value of talking machines and accessories—continued										
Sweden	—	—	—	—	—	837	353	2,398	8,030	8,151
Germany	—	—	—	—	—	2,28,024	2,25,664	2,32,355	1,60,487	1,30,834
Netherlands	—	—	—	—	—	6,985	2,777	100	4,442	130
France	—	—	—	—	—	8,958	23,483	5,180	4,188	2,154
Switzerland	—	—	—	—	—	1,09,018	1,42,000	1,87,404	2,02,877	2,02,568
Italy (including Fiume)	—	—	—	—	—	11,180	20,064	17,263	15,487	5,467
China (exclusive of Hong-kong and Macao)	—	—	—	—	—	8,820
Japan	—	—	—	—	—	1,517	3,153	28,356	5,45,987	4,39,413
United States of America—										
Via Atlantic Coast	—	—	—	—	—	65,800	60,332	39,833	14,258	35,822
" Pacific "	—	—	—	—	—	1,642	6,137	1,051	100	43
Other Foreign Countries	—	—	—	—	—	14,493	12,049	7,810	6,859	2,664
TOTAL FOREIGN COUNTRIES	—	—	—	—	—	4,48,544	4,96,012	5,21,751	9,58,715	8,35,866
Share of Bengal	—	—	—	—	—	7,77,169	6,19,521	7,41,631	11,15,080	10,34,019
" Bombay	—	—	—	—	—	5,07,131	4,19,541	4,10,973	7,06,729	6,28,618
" Sind	—	—	—	—	—	78,470	60,465	1,08,393	2,21,071	2,13,059
" Madras	—	—	—	—	—	1,52,524	2,97,520	2,49,477	1,41,018	1,49,101
" Burma	—	—	—	—	—	1,99,554	1,87,958	1,33,372	1,23,639	1,24,646
TOTAL	—	—	—	—	—	17,22,838	15,64,999	16,43,846	23,08,137	21,54,478
Other sorts, including parts of musical instruments (III. D)—										
United Kingdom (including Channel Islands)	—	—	—	—	—	2,48,034	1,93,298	2,40,180	1,95,382	1,74,824
Ceylon (excluding Maldives)	—	—	—	—	—	8,755	5,011	14,087	4,450	5,575
Straits Settlements	—	—	—	—	—	3,007	5,403	3,400	1,217	593
Hongkong	—	—	—	—	—	2,992	1,082	310	212	15,700
Other British Possessions	—	—	—	—	—	172	124	2,780	51	788
TOTAL BRITISH EMPIRE	—	—	—	—	—	2,58,540	2,04,913	2,80,707	2,01,262	1,97,250
Germany	—	—	—	—	—	2,43,954	2,75,488	2,70,238	2,10,465	2,03,770
Netherlands	—	—	—	—	—	1,017	2,647	863	8,188	4,315
France	—	—	—	—	—	45,098	22,003	11,202	15,956	19,178
Switzerland	—	—	—	—	—	2,320	10,872	10,579	13,578	23,677
Italy (including Fiume)	—	—	—	—	—	7,083	9,940	21,618	28,174	6,917
Czechoslovakia	—	—	—	—	—	14,710	9,442	10,406	2,451	6,149
China (exclusive of Hong-kong and Macao)	—	—	—	—	—	5,983	483	526	404	14,594
Japan	—	—	—	—	—	7,076	5,712	54,967	1,55,565	1,38,230
Egypt	—	—	—	—	—	1,312	15	3,250	7,465	4,741
United States of America—										
Via Atlantic Coast	—	—	—	—	—	92,309	47,232	11,484	8,997	10,336
" Pacific "	—	—	—	—	—	654	..	2,182	158	3,403
Other Foreign Countries	—	—	—	—	—	2,871	1,425	610	2,268	2,156
TOTAL FOREIGN COUNTRIES	—	—	—	—	—	4,24,362	3,85,262	3,97,675	4,54,920	4,37,567
Share of Bengal	—	—	—	—	—	2,29,293	2,28,114	1,79,143	2,57,345	1,94,328
" Bombay	—	—	—	—	—	2,00,603	1,64,566	1,84,342	2,10,603	2,49,235
" Sind	—	—	—	—	—	92,293	1,38,237	1,99,627	98,722	1,19,258
" Madras	—	—	—	—	—	26,380	32,332	55,642	57,513	33,967
" Burma	—	—	—	—	—	73,843	26,927	39,128	31,205	38,066
TOTAL	—	—	—	—	—	6,82,002	5,90,175	6,58,382	6,55,891	6,84,847

No. 10—continued

ARTICLES, AND COUNTRIES OF CONSIGNMENT; ALSO SHARE OF EACH PROVINCE	QUANTITY					VALUE				
	1930-31	1931-32	1932-33	1933-34	1934-35	1930-31	1931-32	1932-33	1933-34	1934-35
						R	R	R	R	R
Instruments, Apparatus and Appliances, and parts thereof— continued										
Musical—continued										
Total value of Musical instruments—										
United Kingdom (including Channel Islands)	—	—	—	—	—	15,09,269	12,44,155	18,64,070	15,18,328	15,21,800
Ceylon (excluding Maldives)	—	—	—	—	—	15,952	13,520	16,817	5,971	7,073
Straits Settlements	—	—	—	—	—	30,940	29,030	19,894	7,889	5,186
Federated Malay States	—	—	—	—	—	7,200	7,852	1,665
Hongkong	—	—	—	—	—	12,029	5,036	1,380	1,219	18,184
Commonwealth of Australia	—	—	—	—	—	1,930	218	272	7,333	315
Other British Possessions	—	—	—	—	—	3,378	2,860	4,739	3,581	3,001
TOTAL BRITISH EMPIRE	—	—	—	—	—	16,80,816	13,04,186	14,09,737	15,74,326	16,56,228
Sweden	—	—	—	—	—	1,921	448	2,848	8,956	9,598
Germany	—	—	—	—	—	5,30,326	5,30,914	5,16,705	3,81,079	3,51,272
Netherlands	—	—	—	—	—	8,002	5,424	763	12,610	4,446
France	—	—	—	—	—	55,857	54,646	17,502	20,264	24,507
Switzerland	—	—	—	—	—	1,11,338	1,52,872	1,07,983	2,16,465	2,26,245
Italy (including Fiume)	—	—	—	—	—	22,747	31,458	30,339	33,661	12,013
Czechoslovakia	—	—	—	—	—	14,710	9,775	10,907	2,451	7,462
China (excluding of Hongkong and Macao)	—	—	—	—	—	23,638	19,077	5,214	5,770	24,947
Japan	—	—	—	—	—	10,565	10,099	86,229	7,02,777	5,76,561
Egypt	—	—	—	—	—	1,389	15	3,390	8,855	4,772
United States of America—										
Via Atlantic Coast	—	—	—	—	—	1,69,420	1,20,904	56,433	23,129	50,486
" Pacific "	—	—	—	—	—	2,296	6,137	3,233	710	3,541
Other Foreign Countries	—	—	—	—	—	16,465	10,774	5,038	4,501	2,229
TOTAL FOREIGN COUNTRIES	—	—	—	—	—	9,77,614	9,44,442	9,46,274	14,31,218	13,00,678
Share of Bengal	—	—	—	—	—	10,47,291	8,70,973	9,32,664	13,79,061	12,37,028
" Bombay	—	—	—	—	—	3,22,301	6,19,050	6,16,050	9,37,643	9,13,618
" Sind	—	—	—	—	—	1,79,353	2,03,922	3,09,046	3,24,699	3,51,516
" Madras	—	—	—	—	—	2,07,272	3,40,881	3,12,848	2,02,983	1,88,973
" Burma	—	—	—	—	—	3,02,307	2,13,802	1,85,383	1,60,961	1,65,571
TOTAL	—	—	—	—	—	23,58,429	22,48,028	23,50,011	30,05,544	28,50,006
Optical (III. D)—										
United Kingdom (including Channel Islands)	—	—	—	—	—	97,008	84,403	53,486	77,515	50,787
Other British Possessions	—	—	—	—	—	1,206	2,363	683	1,113	208
TOTAL BRITISH EMPIRE	—	—	—	—	—	98,214	86,766	54,169	78,628	50,995
Germany	—	—	—	—	—	2,40,408	1,74,235	1,16,169	2,06,071	1,62,382
Belgium	—	—	—	—	—	7,642	3,607	2,189	910	..
France	—	—	—	—	—	58,528	61,303	36,745	11,876	6,932
Italy (including Fiume)	—	—	—	—	—	693	33	630	4,337	12,700
Austria	—	—	—	—	—	57	2,851	1,820	3,625	5,503
Japan	—	—	—	—	—	1,89,503	2,55,568	4,41,313	5,22,253	5,55,404
United States of America—										
Via Atlantic Coast	—	—	—	—	—	44,322	10,696	19,582	9,120	21,940
" Pacific "	—	—	—	—	—	32	192	59
Other Foreign Countries	—	—	—	—	—	2,592	1,452	602	1,994	207
TOTAL FOREIGN COUNTRIES	—	—	—	—	—	5,50,261	5,10,437	6,19,561	7,60,737	7,65,238

GENERAL IMPORTS

(178)

No. 10—continued

ARTICLES, AND COUNTRIES OF CONSIGNMENT; ALSO SHARE OF EACH PROVINCE	QUANTITY					VALUE				
	1930-31	1931-32	1932-33	1933-34	1934-35	1930-31	1931-32	1932-33	1933-34	1934-35
Instruments, Apparatus and Appliances, and parts thereof— continued										
Optical (III. D)—continued										
Share of Bengal . . .	—	—	—	—	—	2,36,497	2,21,601	2,87,001	4,21,382	3,80,740
“ Bombay . . .	—	—	—	—	—	2,83,671	2,77,086	2,55,591	3,16,003	2,78,327
“ Sind . . .	—	—	—	—	—	68,678	68,456	84,472	56,346	65,689
“ Madras . . .	—	—	—	—	—	33,975	17,528	26,494	34,174	78,553
“ Burma . . .	—	—	—	—	—	26,454	12,634	19,171	10,921	21,624
TOTAL . . .	—	—	—	—	—	6,49,175	5,97,208	6,72,729	8,30,425	8,25,293
Photographic—										
CINEMATOGRAPH FILMS*—										
Raw films, i.e., blank films on which no picture has been impressed (III. D)—										
United Kingdom (including Channel Islands) . . .	4,885,596	3,150,600	5,618,792	7,785,016	19,048,136	2,03,549	1,28,646	1,99,400	3,08,437	7,00,577
Other British Possessions . . .	10,400	4,073	12,040	1,278	600	701	846	564	840	55
TOTAL BRITISH EMPIRE . . .	4,895,996	3,154,673	5,631,432	7,786,294	19,048,230	2,04,250	1,29,491	1,99,964	3,09,277	7,00,632
Germany	12,433,181	8,416,686	11,933,492	16,895,271	27,687,738	5,16,941	3,56,856	5,96,060	7,58,364	10,04,765
Belgium	5,808,310	5,079,924	4,206,384	5,799,270	5,510,866	1,86,517	1,51,838	1,45,502	2,01,350	1,93,321
France	85,424	166,530	9,000	45,000	9,000	2,576	7,161	232	1,207	276
Italy (including Fiume) . . .	1,152,830	472,984	1,597,968	501,200	522,770	33,924	10,539	41,903	10,113	10,649
United States of America— Via Atlantic Coast	3,933,470	5,055,257	1,901,611	5,863,411	6,072,323	1,63,457	2,41,332	1,02,587	2,36,390	2,36,136
“ Pacific “	6,001	1,375	..
Other Foreign Countries	90	..	20,754	49,703	..	5	..	1,599	462
TOTAL FOREIGN COUNTRIES . . .	23,412,215	19,191,470	19,948,465	29,180,907	40,452,305	9,03,415	7,67,731	8,86,233	12,10,978	14,48,648
Share of Bengal . . .	2,335,624	3,703,463	3,537,547	6,034,856	9,203,036	1,10,311	1,76,162	1,50,588	2,41,241	3,29,963
“ Bombay . . .	22,956,993	16,227,323	21,576,215	30,471,348	50,634,629	8,37,243	6,29,247	9,03,273	12,49,365	18,02,005
“ Sind . . .	86,105	86,700	7,036	174,469	56,289	5,799	3,105	2,140	18,462	7,634
“ Madras . . .	1,734,802	2,024,912	57,320	60,018	62,475	77,131	71,909	4,962	3,099	3,344
“ Burma . . .	1,195,687	363,140	401,769	176,010	144,811	76,681	16,229	20,234	7,588	6,304
TOTAL . . .	28,309,211	22,346,043	25,579,887	36,917,201	60,101,131	11,07,665	8,00,722	10,86,247	15,10,755	21,49,240
Exposed (III. D)—										
United Kingdom (including Channel Islands) . . .	1,385,592	895,656	1,311,100	2,407,520	1,850,514	2,81,079	1,76,002	3,27,965	6,07,201	6,82,103
Ceylon (excluding Maldives) . .	314,928	1,271,555	2,487,808	1,074,258	1,770,178	70,824	1,10,796	2,13,094	1,92,237	1,79,571
Straits Settlements	912,529	340,794	566,589	262,872	108,237	79,109	87,137	58,138	60,868	21,529
Zanzibar and Pemba	24,372	300	6,855	50
Kenya Colony	123,260	103,839	61,842	83,817	..	9,746	2,658	6,823	6,561
Mauritius and Dependencies	27,680	244,180	4,309	36,162
Commonwealth of Australia . .	57,995	17,903	13,334	..	14,042	14,445	4,303	3,783	..	4,656
Other British Possessions . . .	7,795	9,209	14,554	27,961	102,204	1,497	2,518	4,075	3,689	10,258
TOTAL BRITISH EMPIRE . . .	2,703,211	2,663,737	4,502,218	4,461,934	4,173,202	4,53,809	3,41,452	6,08,768	8,75,127	8,40,416
Germany	442,729	1,105,115	165,814	120,080	100,205	82,660	1,02,805	41,607	31,560	54,446
France	339,989	717,325	97,900	114,934	16,232	36,122	70,441	19,499	28,066	3,047
Italy (including Fiume) . . .	84,644	21,103	64,579	74,644	43,535	22,297	6,103	13,787	21,427	10,807
Japan	4,500	15,033	15,479	53,666	51,845	1,400	3,274	1,950	14,298	11,784
United States of America— Via Atlantic Coast	6,565,935	4,264,171	4,398,763	5,472,591	3,937,369	13,55,134	10,00,014	11,73,272	16,65,091	13,82,529
“ Pacific “	8,680	156,850	185,884	455,370	621,655	139	28,565	40,457	1,28,495	2,23,166
Other Foreign Countries . . .	35,061	37,468	71,236	72,547	82,688	6,023	7,346	10,716	15,398	12,534
TOTAL FOREIGN COUNTRIES . . .	7,476,483	6,310,125	4,998,805	6,364,432	4,853,529	15,00,686	13,08,548	13,01,288	19,04,335	10,48,402

* Inclusive of import by postal packets referred to Collectors of Customs for assessment.

No. 10—continued

ARTICLES, AND COUNTRIES OF CONSIGNMENT; ALSO SHARE OF EACH PROVINCE	QUANTITY					VALUE				
	1930-31	1931-32	1932-33	1933-34	1934-35	1930-31	1931-32	1932-33	1933-34	1934-35
Instruments, Apparatus and Appli- cances, and parts thereof— continued										
Photographic—continued										
CINEMATOGRAPH FILMS—continued.	Length in feet.	Length in feet.	Length in feet.	Length in feet.	Length in feet.					
Exposed (III. D)—continued.										
Share of Bengal . . .	2,926,759	2,701,765	2,888,128	3,970,478	2,823,304	9,87,676	8,28,598	9,30,560	13,28,838	9,92,974
„ Bombay . . .	4,575,374	4,170,540	3,180,690	4,524,666	4,163,441	6,08,179	6,91,946	6,85,425	11,62,775	13,04,172
„ Sind . . .	514,292	338,233	213,000	528,080	2,49,959	61,747	28,101	28,587	97,477	37,329
„ Madras . . .	1,170,908	1,477,074	2,789,655	1,811,672	1,700,710	2,07,465	1,31,023	2,17,122	1,56,704	1,47,230
„ Burma . . .	992,366	392,890	429,560	191,470	89,317	95,429	30,028	39,357	32,668	7,063
TOTAL . . .	10,179,699	8,970,892	9,501,023	10,826,366	9,026,731	10,00,495	17,10,000	19,10,051	27,79,462	24,88,818
Total Cinematograph films*—	Length in feet.	Length in feet.	Length in feet.	Length in feet.	Length in feet.					
United Kingdom (including Channel Islands) . . .	6,271,188	4,046,156	6,929,892	10,192,542	21,498,650	4,34,028	3,05,647	5,27,365	9,15,638	12,82,685
Ceylon (excluding Maldives). . .	821,328	1,271,028	2,487,802	1,674,271	1,770,178	71,080	1,10,817	2,12,094	1,92,242	1,79,371
Straits Settlements . . .	916,529	340,794	566,589	262,672	108,867	70,554	37,137	68,189	60,868	21,375
Zanzibar and Pemba . . .	24,372	200	8,865	50
Kenya Colony	128,260	121,479	62,942	83,817	..	9,746	3,222	7,128	6,561
Mauritius and Dependencies	27,680	244,180	4,309	86,162
Commonwealth of Australia . . .	57,995	17,903	13,334	..	14,042	14,445	4,303	3,789	..	4,688
Other British Possessions . . .	7,795	13,289	14,554	28,121	102,204	1,497	2,343	4,069	3,724	10,258
TOTAL BRITISH EMPIRE . . .	7,599,207	5,818,310	10,183,650	12,248,228	23,821,938	6,59,059	4,70,448	8,08,727	11,83,904	15,41,048
Germany . . .	12,375,910	9,521,800	12,099,306	17,015,951	27,787,938	5,99,601	5,19,061	6,37,667	7,89,924	10,59,210
Belgium . . .	5,910,560	5,087,844	4,200,384	5,799,583	5,512,062	1,87,185	1,52,188	1,45,508	2,01,418	1,98,471
France . . .	425,413	883,855	106,000	159,934	25,282	40,698	77,602	19,731	29,363	3,322
Italy (including Fiume) . . .	1,237,444	494,147	1,968,547	576,844	506,305	56,221	16,642	55,689	81,540	21,549
Japan . . .	4,500	15,033	15,479	53,609	52,445	1,406	3,274	1,950	14,298	11,804
Portuguese East Africa	26,450	23,565	2,450	8,742	..
United States of America—										
Via Atlantic Coast . . .	10,499,405	9,319,428	6,300,374	11,836,002	10,609,602	15,18,591	13,31,346	12,75,859	19,01,471	15,70,666
„ Pacific „ . . .	3,639	155,850	185,884	461,371	621,655	189	28,565	40,457	1,30,370	2,23,166
Other Foreign Countries . . .	32,841	29,638	44,836	69,428	180,595	6,200	7,001	8,300	8,187	18,826
TOTAL FOREIGN COUNTRIES . . .	30,889,703	25,507,595	24,947,360	35,495,339	45,805,924	24,10,101	21,36,279	21,87,571	31,15,813	39,07,010
Share of Bengal . . .	5,262,333	6,405,218	6,425,675	10,005,334	12,026,340	10,98,436	10,05,060	10,90,148	15,70,079	13,22,927
„ Bombay . . .	27,532,367	20,398,368	24,756,905	34,996,514	54,797,961	14,46,422	13,21,193	15,93,698	24,13,140	31,06,177
„ Sind . . .	600,397	274,933	220,038	702,549	306,248	67,540	31,206	39,727	1,15,939	44,963
„ Madras . . .	2,995,710	3,501,936	2,846,975	1,671,690	1,763,185	2,84,596	2,02,932	2,22,084	1,59,803	1,50,624
„ Burma . . .	2,188,053	745,400	831,319	367,480	234,128	1,72,110	46,331	59,641	40,256	13,367
TOTAL . . .	38,488,010	31,325,905	35,080,910	47,743,567	69,127,502	30,68,160	26,06,722	29,96,298	42,90,217	46,38,058
Photographic, other than Cine- matograph films (III. D)—										
United Kingdom (including Channel Islands) . . .	—	—	—	—	—	11,71,620	12,29,135	18,42,367	12,82,865	13,42,268
Ceylon (excluding Maldives) . . .	—	—	—	—	—	12,048	5,015	190	4,598	270
Straits Settlements . . .	—	—	—	—	—	48,888	40,576	40,229	39,592	18,092
Commonwealth of Australia . . .	—	—	—	—	—	300	11,699	303	5,564	..
Other British Possessions . . .	—	—	—	—	—	885	2,071	279	4,327	3,071
TOTAL BRITISH EMPIRE . . .	—	—	—	—	—	12,33,741	12,94,496	18,83,368	12,86,976	18,68,722

* Inclusive of imports by postal packets referred to Collectors of Customs for assessment.

GENERAL IMPORTS

(180)

No. 10—continued

ARTICLES, AND COUNTRIES OF CONSIGNMENT; ALSO SHARE OF EACH PROVINCE	QUANTITY					VALUE				
	1930-31	1931-32	1932-33	1933-34	1934-35	1930-31	1931-32	1932-33	1933-34	1934-35
Instruments, Apparatus and Appliances, and parts thereof— <i>continued</i>						R	R	R	R	R
Photographic—concluded										
Photographic other than Cinematograph films (III. D)— <i>continued</i>										
Germany	—	—	—	—	—	6,08,027	6,94,271	7,35,448	7,45,841	8,37,901
Netherlands	—	—	—	—	—	6,878	8,777	8,760	11,141	4,414
Belgium	—	—	—	—	—	37,256	44,591	80,566	68,774	57,871
France	—	—	—	—	—	1,94,287	78,072	40,087	37,517	38,505
Italy (including Flume)	—	—	—	—	—	2,683	1,070	1,000	886	34,024
Japan	—	—	—	—	—	18,541	0,752	14,083	10,154	43,035
Egypt	—	—	—	—	—	70	110	25	10	11,263
United States of America— Vid Atlantic Coast	—	—	—	—	—	9,18,788	10,11,064	7,00,161	6,58,818	7,88,164
" Pacific "	—	—	—	—	—	1,876	12,674	7,230	23,137	44,627
Other Foreign Countries	—	—	—	—	—	4,700	7,775	7,480	2,907	11,179
TOTAL FOREIGN COUNTRIES	—	—	—	—	—	18,48,746	18,04,056	18,85,880	16,08,185	18,70,983
Share of Bengal	—	—	—	—	—	8,35,963	9,43,871	7,72,248	6,61,397	7,13,452
" Bombay	—	—	—	—	—	16,15,266	15,78,430	16,38,948	15,68,221	18,55,117
" Sind	—	—	—	—	—	1,68,729	2,61,679	3,02,419	2,88,015	3,02,864
" Madras	—	—	—	—	—	1,70,115	1,85,452	1,86,994	1,97,316	2,32,744
" Burma	—	—	—	—	—	2,41,426	1,34,220	1,48,441	1,40,212	1,30,538
TOTAL	—	—	—	—	—	30,82,487	31,58,552	30,09,048	28,55,161	32,34,705
Total value of Photographic Instruments—										
United Kingdom (including Channel Islands)	—	—	—	—	—	10,56,248	15,34,682	18,60,732	21,48,503	26,24,908
Ceylon (excluding Maldives)	—	—	—	—	—	83,128	1,15,832	2,12,284	1,90,840	1,70,047
Straits Settlements	—	—	—	—	—	1,28,442	88,718	93,417	1,00,400	89,467
Zanzibar and Pemba	—	—	—	—	—	6,855	50
Kenya Colony	—	—	—	—	—	485	9,871	3,497	10,800	0,619
Mauritius and Dependencies	—	—	—	—	—	4,800	30,166
Commonwealth of Australia	—	—	—	—	—	14,745	16,002	4,002	5,594	4,636
Other British Possessions	—	—	—	—	—	1,807	4,789	4,073	4,374	13,267
TOTAL BRITISH EMPIRE	—	—	—	—	—	18,91,800	17,64,930	21,02,095	24,70,880	29,04,770
Germany	—	—	—	—	—	12,08,228	12,18,932	18,78,115	15,36,766	18,97,111
Netherlands	—	—	—	—	—	6,878	5,161	10,287	12,701	5,260
Belgium	—	—	—	—	—	2,24,441	1,96,779	2,20,008	2,70,192	2,51,842
France	—	—	—	—	—	2,84,935	1,55,674	59,818	66,890	41,827
Italy (including Flume)	—	—	—	—	—	58,904	17,712	56,689	32,426	55,570
China (exclusive of Hongkong and Macao)	—	—	—	—	—	8,567	1,123	5,833	933	2,121
Japan	—	—	—	—	—	14,947	13,026	16,873	33,452	54,839
Egypt	—	—	—	—	—	2,174	3,483	1,198	10	11,263
Portuguese East Africa	—	—	—	—	—	40	248	2,450	8,742	..
United States of America— Vid Atlantic Coast	—	—	—	—	—	24,37,379	23,43,310	20,66,020	25,00,289	23,58,820
" Pacific "	—	—	—	—	—	2,015	41,239	47,687	1,53,507	2,07,798
Other Foreign Countries	—	—	—	—	—	6,349	8,648	7,268	8,601	22,048
TOTAL FOREIGN COUNTRIES	—	—	—	—	—	42,58,847	40,00,835	38,73,251	46,33,408	49,67,993
Share of Bengal	—	—	—	—	—	19,34,439	19,63,931	18,62,394	22,31,476	20,36,379
" Bombay	—	—	—	—	—	30,60,687	28,99,623	32,52,644	39,81,361	49,61,294
" Sind	—	—	—	—	—	2,30,275	2,92,785	3,33,146	4,03,954	3,47,827
" Madras	—	—	—	—	—	4,54,711	3,88,384	4,09,078	3,57,119	3,83,368
" Burma	—	—	—	—	—	4,14,535	2,30,551	2,08,084	1,30,408	1,43,896
TOTAL	—	—	—	—	—	61,50,047	57,65,274	60,86,343	71,54,378	78,72,763

No. 10—continued

ARTICLES, AND COUNTRIES OF CONSIGNMENT; ALSO SHARE OF EACH PROVINCE	QUANTITY					VALUE				
	1930-31	1931-32	1932-33	1933-34	1934-35	1930-31	1931-32	1932-33	1933-34	1934-35
						₹	₹	₹	₹	₹
Instruments, Apparatus and Appliances, and parts thereof— continued										
Scientific and Philosophical (III. D)—										
United Kingdom (including Channel Islands)	—	—	—	—	—	10,26,718	8,82,274	9,37,617	9,80,570	10,53,953
Other British Possessions	—	—	—	—	—	4,920	7,196	3,254	1,029	1,512
TOTAL BRITISH EMPIRE	—	—	—	—	—	10,31,538	8,89,470	9,41,071	9,91,499	10,55,465
Sweden	—	—	—	—	—	111	1,889	1,116	6,076	10,708
Denmark	—	—	—	—	—	360	396	..	185	6,664
Germany	—	—	—	—	—	3,81,164	3,06,797	4,05,868	2,75,909	3,68,272
Netherlands	—	—	—	—	—	2,821	3,377	12,117	19,555	6,532
Belgium	—	—	—	—	—	1,231	1,635	17,969	4,813	3,912
France	—	—	—	—	—	26,639	24,017	5,084	9,085	1,443
Switzerland	—	—	—	—	—	9,433	3,374	3,258	1,771	953
Italy (including Fiume)	—	—	—	—	—	6,038	5,080	2,367	5,002	4,006
Austria	—	—	—	—	—	3,712	5,981	3,317	2,791	1,651
Hungary	—	—	—	—	—	6,700	..	25
Japan	—	—	—	—	—	4,537	4,391	10,044	26,379	52,931
United States of America—										
Via Atlantic Coast	—	—	—	—	—	1,76,541	1,44,672	57,664	67,169	71,957
" Pacific "	—	—	—	—	—	157	1,738	1,598	1,219	8,662
Other Foreign Countries	—	—	—	—	—	3,043	1,267	2,656	8,888	2,340
TOTAL FOREIGN COUNTRIES	—	—	—	—	—	6,22,487	5,04,614	5,22,513	4,29,873	5,40,586
Share of Bengal	—	—	—	—	—	4,82,578	3,37,653	3,17,243	3,21,478	3,71,742
" Bombay	—	—	—	—	—	7,37,026	6,28,140	8,73,458	7,86,343	8,35,164
" Sind	—	—	—	—	—	56,930	62,957	92,638	1,63,189	83,903
" Madras	—	—	—	—	—	2,73,264	2,45,053	1,37,440	1,73,978	2,44,217
" Burma	—	—	—	—	—	1,04,227	1,20,371	37,303	32,134	60,976
TOTAL	—	—	—	—	—	16,54,025	13,94,084	14,03,584	14,21,372	15,06,001
Surgical (III. D)—										
United Kingdom (including Channel Islands)	—	—	—	—	—	9,81,430	7,64,743	7,43,610	6,79,175	6,76,239
Ceylon (excluding Maldives)	—	—	—	—	—	2,124	7,273	904	933	611
Strait Settlements	—	—	—	—	—	8,704	4,756	2,420	2,080	3,041
Other British Possessions	—	—	—	—	—	1,573	2,031	478	663	2,126
TOTAL BRITISH EMPIRE	—	—	—	—	—	9,91,830	7,78,853	7,47,412	6,82,851	6,76,017
Germany	—	—	—	—	—	5,84,794	4,06,307	4,12,868	3,80,760	4,95,950
Netherlands	—	—	—	—	—	7,556	2,437	2,505	1,020	355
France	—	—	—	—	—	18,403	4,030	3,224	1,123	3,332
Italy (including Fiume)	—	—	—	—	—	9,568	19,554	8,498	8,753	11,880
Austria	—	—	—	—	—	3,425	3,186	12,106	9,324	8,623
Czechoslovakia	—	—	—	—	—	11,674	4,184	6,866	3,691	275
Japan	—	—	—	—	—	92,926	31,542	50,381	1,03,516	1,17,850
United States of America—										
Via Atlantic Coast	—	—	—	—	—	1,40,367	1,04,998	1,27,002	87,909	1,12,206
" Pacific "	—	—	—	—	—	756	1,074	1,203	271	582
Other Foreign Countries	—	—	—	—	—	4,064	3,059	5,484	8,511	8,921
TOTAL FOREIGN COUNTRIES	—	—	—	—	—	7,63,533	6,40,371	6,36,180	6,09,837	7,54,985

GENERAL IMPORTS

(182)

No. 10—continued

ARTICLES, AND COUNTRIES OF CONSIGNMENT; ALSO SHARE OF EACH PROVINCE	QUANTITY					VALUR				
	1930-31	1931-32	1932-33	1933-34	1934-35	1930-31	1931-32	1932-33	1933-34	1934-35
<i>Instruments, Apparatus and Appliances, and parts thereof—continued</i>						R	R	R	R	R
<i>Surgical (III. D)—continued</i>										
Share of Bengal	—	—	—	—	—	4,60,034	3,73,011	3,36,393	3,51,499	3,50,558
„ Bombay	—	—	—	—	—	7,45,817	6,48,685	6,60,888	6,16,071	6,41,747
„ Sind	—	—	—	—	—	2,85,672	1,97,722	1,86,198	1,26,312	2,62,554
„ Madras	—	—	—	—	—	1,60,353	1,42,231	1,51,280	1,40,165	1,25,403
„ Burma	—	—	—	—	—	1,03,487	57,475	53,735	53,751	55,740
TOTAL	—	—	—	—	—	17,55,363	14,10,724	13,83,542	12,92,688	14,86,002
<i>Wireless Apparatus (III. D)—</i>										
United Kingdom (including Channel Islands)	—	—	—	—	—	4,06,976	6,03,455	8,39,572	5,71,971	4,70,122
Ceylon (excluding Maldives)	—	—	—	—	—	5,843	2,989	2,999	9,418	3,931
Other British Possessions	—	—	—	—	—	409	2,158	1,298	1,656	2,426
TOTAL BRITISH EMPIRE	—	—	—	—	—	5,03,228	6,08,602	8,43,869	5,83,045	4,76,479
Sweden	—	—	—	—	—	2,988	726	5,058	1,69,917	9,703
Germany	—	—	—	—	—	88,800	47,258	48,809	56,914	77,574
Netherlands	—	—	—	—	—	1,43,781	1,14,446	65,408	98,020	1,55,407
Belgium	—	—	—	—	—	5,786	1,291	..	50	10
France	—	—	—	—	—	2,786	5,016	5,058	1,936	1,375
Japan	—	—	—	—	—	995	1,933	2,177	21,417	37,193
United States of America—										
Via Atlantic Coast	—	—	—	—	—	47,257	80,384	57,928	1,74,904	8,27,070
„ Pacific „	—	—	—	—	—	1,309	5,103	3,329	4,040	3,278
Other Foreign Countries	—	—	—	—	—	16,337	13,566	6,297	5,428	0,756
TOTAL FOREIGN COUNTRIES	—	—	—	—	—	2,60,129	2,00,728	1,94,064	5,83,226	11,18,366
Share of Bengal	—	—	—	—	—	3,03,311	2,53,764	2,13,341	2,52,448	3,57,237
„ Bombay	—	—	—	—	—	2,84,571	5,64,054	7,03,460	6,65,041	3,77,033
„ Sind	—	—	—	—	—	56,269	44,639	32,108	1,07,796	2,41,364
„ Madras	—	—	—	—	—	25,810	26,423	30,727	40,112	74,659
„ Burma	—	—	—	—	—	33,396	49,400	53,397	50,374	44,597
TOTAL	—	—	—	—	—	7,63,357	9,38,330	10,37,938	11,16,271	15,94,845
<i>Other kinds (III. D)—</i>										
United Kingdom (including Channel Islands)	—	—	—	—	—	23,33,831	16,24,101	14,71,274	15,64,840	20,67,708
Ceylon (excluding Maldives)	—	—	—	—	—	16,097	2,759	6,570	3,608	4,892
Straits Settlements	—	—	—	—	—	5,733	1,023	5,575	4,017	2,529
Union of South Africa	—	—	—	—	—	11,382	2,461	1,357
Commonwealth of Australia	—	—	—	—	—	4,591	16,595
Other British Possessions	—	—	—	—	—	5,199	1,584	1,384	426	177
TOTAL BRITISH EMPIRE	—	—	—	—	—	23,71,202	16,20,407	14,84,803	15,84,943	20,93,558
Sweden	—	—	—	—	—	4,400	6,693	14,056	12,625	3,022
Germany	—	—	—	—	—	2,35,551	1,72,365	2,17,218	2,35,335	2,43,733
Netherlands	—	—	—	—	—	4,533	9,118	12,560	13,469	24,123
Belgium	—	—	—	—	—	13,208	2,719	64,972	54,189	9,563
France	—	—	—	—	—	19,345	16,923	16,665	16,897	20,054
Switzerland	—	—	—	—	—	10,143	118	9,370	1,049	7,067
Italy (including Fiume)	—	—	—	—	—	2,365	9,290	3,113	5,631	14,993
Czechoslovakia	—	—	—	—	—	857	1,763	1,636	3,319	5,950
Iran	—	—	—	—	—	5,430	6,305	1,321	1,276	400
Japan	—	—	—	—	—	3,436	1,212	5,221	1,09,845	56,707
United States of America—										
Via Atlantic Coast	—	—	—	—	—	4,29,106	3,86,633	2,25,821	2,40,365	4,34,740
„ Pacific „	—	—	—	—	—	46,261	11,409	7,302	4,626	33,198
Other Foreign Countries	—	—	—	—	—	9,364	4,597	6,655	3,971	4,715
TOTAL FOREIGN COUNTRIES	—	—	—	—	—	7,84,054	6,29,149	5,92,410	7,08,097	8,67,376

No. 10—continued

ARTICLES, AND COUNTRIES OF CONSIGNMENT; ALSO SHARE OF EACH PROVINCE	QUANTITY					VALUE				
	1930-31	1931-32	1932-33	1933-34	1934-35	1930-31	1931-32	1932-33	1933-34	1934-35
Instruments, Apparatus, and Appliances, and parts thereof— continued						R	R	R	R	R
<i>Other kinds (III. D)—contd.</i>										
Share of Bengal	—	—	—	—	—	16,46,418	8,81,144	8,65,801	9,44,806	12,77,071
„ Bombay	—	—	—	—	—	4,52,007	4,96,632	4,48,209	5,51,464	8,23,285
„ Sind	—	—	—	—	—	5,21,076	4,74,281	4,23,487	4,00,167	4,63,227
„ Madras	—	—	—	—	—	3,08,654	3,04,341	1,90,073	2,09,961	2,49,760
„ Burma	—	—	—	—	—	1,87,191	2,02,218	1,62,643	1,26,643	1,46,703
TOTAL	—	—	—	—	—	31,55,346	22,58,616	20,77,213	22,93,040	29,60,936
<i>Total value of Instruments, Apparatus, and Appliances, and parts thereof—</i>										
United Kingdom (including Channel Islands)	—	—	—	—	—	2,55,04,411	1,33,26,069	1,04,31,155	2,06,32,409	2,47,12,809
Ceylon (excluding Maldives).	—	—	—	—	—	1,43,899	1,58,661	2,51,009	2,27,782	2,00,020
Straits Settlements	—	—	—	—	—	1,83,819	1,47,904	1,44,254	1,23,747	78,920
Federated Malay States	—	—	—	—	—	7,556	8,181	5,883	46	187
Hongkong	—	—	—	—	—	26,217	1,51,201	1,71,085	8,04,361	4,65,688
Union of South Africa	—	—	—	—	—	13,214	2,228	2,732	3,440	4,667
Zanzibar and Pemba	—	—	—	—	—	7,753	50	25	147	..
Kenya Colony	—	—	—	—	—	1,545	12,803	4,693	12,922	7,038
Mauritius and Dependences	—	—	—	—	—	..	475	120	4,312	36,166
Canada—										
<i>Via Atlantic Coast</i>	—	—	—	—	—	34,850	4,200	2,227	10,863	12,909
„ Pacific „	—	—	—	—	—	294	429	35	573	12,589
Commonwealth of Australia	—	—	—	—	—	27,859	23,520	21,778	24,448	24,859
Other British Possessions	—	—	—	—	—	3,092	6,348	4,396	6,362	7,198
TOTAL BRITISH EMPIRE	—	—	—	—	—	2,59,54,000	1,38,42,078	2,00,37,451	2,13,51,502	2,55,68,019
Sweden	—	—	—	—	—	56,493	56,869	78,594	2,65,867	1,28,771
Norway	—	—	—	—	—	13,881	2,314	1,566	898	835
Denmark	—	—	—	—	—	17,586	37,842	16,564	31,164	13,779
Germany	—	—	—	—	—	75,24,106	61,41,970	65,32,065	55,94,131	67,90,600
Netherlands	—	—	—	—	—	16,60,895	14,48,628	12,05,166	13,06,553	14,96,322
Belgium	—	—	—	—	—	9,85,491	6,65,714	6,05,876	6,56,038	4,71,422
France	—	—	—	—	—	7,29,607	5,65,406	2,78,673	3,73,824	2,07,668
Switzerland	—	—	—	—	—	2,02,426	2,68,600	3,41,180	3,10,633	3,27,755
Italy (including Fiume)	—	—	—	—	—	9,65,772	6,10,224	7,34,209	7,22,731	8,75,695
Austria	—	—	—	—	—	3,91,170	3,11,704	2,97,588	2,48,234	2,28,234
Hungary	—	—	—	—	—	35,414	35,360	26,034	15,143	56,429
Czechoslovakia	—	—	—	—	—	2,83,578	3,39,150	3,35,005	3,29,491	3,51,237
Iraq	—	—	—	—	—	3,783	3,066	1,113	1,609	4,672
Iran	—	—	—	—	—	10,548	10,100	5,717	1,852	3,632
Java	—	—	—	—	—	8,249	1,430	6,519	6,778	6,722
China (exclusive of Hongkong and Macao)	—	—	—	—	—	42,469	3,87,724	3,23,845	1,71,971	3,23,659
Japan	—	—	—	—	—	9,04,607	8,47,438	22,99,298	30,42,736	31,26,699
Egypt	—	—	—	—	—	16,784	5,709	5,723	19,400	19,739
Portuguese East Africa	—	—	—	—	—	2,948	3,684	3,572	3,742	..
United States of America— <i>Via Atlantic Coast</i>	—	—	—	—	—	78,15,519	62,62,570	52,67,549	55,30,455	69,22,156
„ Pacific „	—	—	—	—	—	55,759	76,803	67,696	1,94,930	5,81,352
Other Foreign Countries	—	—	—	—	—	5,783	5,049	5,904	13,357	7,708
TOTAL FOREIGN COUNTRIES	—	—	—	—	—	2,17,92,368	1,50,77,593	1,34,39,351	1,88,52,577	2,10,09,376

GENERAL IMPORTS

(184)

No. 10—continued

ARTICLES, AND COUNTRIES OF CONSIGNMENT; ALSO SHARE OF EACH PROVINCE	QUANTITY					VALUE				
	1930-31	1931-32	1932-33	1933-34	1934-35	1930-31	1931-32	1932-33	1933-34	1934-35
						R	R	R	R	R
Instruments, Apparatus, and Appliances, and parts thereof—concluded										
<i>Total value of Instruments, Apparatus, and Appliances, and parts thereof—continued</i>										
Share of Bengal	—	—	—	—	—	1,06,89,369	1,39,93,737	1,39,96,639	1,42,79,617	1,69,55,138
„ Bombay	—	—	—	—	—	1,63,04,801	1,34,83,120	1,39,74,538	1,60,08,337	1,90,26,242
„ Sind	—	—	—	—	—	42,90,956	34,58,261	44,42,858	43,94,473	48,20,066
„ Madras	—	—	—	—	—	40,86,454	34,98,044	41,21,929	37,58,837	45,46,826
„ Burma	—	—	—	—	—	33,76,307	24,86,419	19,40,835	17,62,915	19,14,123
TOTAL	—	—	—	—	—	4,77,46,877	3,80,19,681	3,84,76,802	4,02,04,079	4,72,62,395
Ivory—										
<i>Unmanufactured (H. S)—</i>										
United Kingdom (including Channel Islands)	Lbs. 84,888	Lbs. 70,210	Lbs. 68,538	Lbs. 44,704	Lbs. 12,640	5,76,994	5,50,796	4,60,192	2,48,210	68,485
Aden and Dependencies	890	805	728	2,243	4,081	4,270	4,005	3,025	8,339	18,110
Zanzibar and Pemba	10,557	9,554	15,881	24,300	48,013	64,106	40,080	77,766	1,09,875	2,02,548
Kenya Colony	20,768	20,307	15,803	52,150	87,067	1,17,135	1,21,898	1,03,580	2,57,850	3,00,176
Tanganyika Territory	484	3,514	7,382	2,218	21,238	2,627	15,536	51,956	10,546	86,760
Other British Possessions	246	2,152	17	1,648	10,889	67
TOTAL BRITISH EMPIRE	117,093	118,480	108,688	1,27,762	1,71,656	7,65,132	7,42,200	7,04,168	6,45,718	7,37,146
Germany	42,986	16,774	28,170	18,116	13,943	2,94,022	1,15,448	1,98,387	1,08,187	71,768
Netherlands	38,259	24,757	40,685	58,688	43,001	2,65,284	1,56,731	2,40,404	2,82,394	1,81,564
Belgium	5,688	3,201	4,197	8,383	6,105	36,345	20,075	19,184	34,050	23,234
United States of America—										
Via Atlantic Coast	1,400	..	374	247	1,618	10,461	..	3,814	1,657	1,337
Other Foreign Countries	858	107	1,079	455	1,348	5,826	1,095	4,320	2,100	6,743
TOTAL FOREIGN COUNTRIES	89,391	44,838	74,505	85,689	66,005	6,11,918	2,93,349	4,66,109	4,24,378	2,84,681
Share of Bengal	189	..	158	1,431	..	747
„ Bombay	206,484	166,393	181,991	209,773	2,35,666	13,77,050	10,33,603	11,65,419	10,61,585	10,20,000
„ Sind	..	1,926	845	3,632	1,941	..	1,956	1,965	7,742	913
„ Madras	68	246	457	769	..
„ Burma	17	67
TOTAL	206,484	168,319	183,093	213,051	237,661	18,77,050	10,86,558	11,70,272	10,70,096	10,21,727
<i>Manufactured (III. U)—</i>										
United Kingdom (including Channel Islands)	—	—	—	—	—	679	5,224	178	1,444	1,031
Hongkong	—	—	—	—	—	7,464	8,087	2,444	2,312	2,848
Other British Possessions	—	—	—	—	—	782	332	396	1,085	588
TOTAL BRITISH EMPIRE	—	—	—	—	—	8,925	9,243	3,512	4,841	4,467
Japan	—	—	—	—	—	5,519	1,220	7,843	3,460	3,700
Other Foreign Countries	—	—	—	—	—	7,532	2,961	2,192	3,074	5,676
TOTAL FOREIGN COUNTRIES	—	—	—	—	—	13,051	3,481	10,035	7,494	9,376
Share of Bengal	4,677	3,290	1,776	4,291	2,491
„ Bombay	16,642	5,577	9,000	6,427	20,202
„ Sind	13	471	2,035	1,017	373
„ Madras	495	2,235	45	153	379
„ Burma	149	1,152	91	387	399
TOTAL	—	—	—	—	—	21,076	12,724	13,647	12,275	18,845
<i>Total value of Ivory</i>	—	—	—	—	—	18,99,026	10,46,282	11,83,819	10,82,271	10,36,570

No. 10—continued

ARTICLES, AND COUNTRIES OF CONSIGNMENT; ALSO SHARE OF EACH PROVINCE	QUANTITY					VALUE				
	1930-31	1931-32	1932-33	1933-34	1934-35	1930-31	1931-32	1932-33	1933-34	1934-35
						₤	₤	₤	₤	₤
Jewellery (excluding Imitation Jewellery and Precious stones and pearls, unset), also Plate of Gold and Silver—										
Jewellery (III. U)*—										
United Kingdom (including Channel Islands)	—	—	—	—	—	32,84,439	12,08,232	29,43,461	1,91,736	5,00,455
Ceylon (excluding Maldives)	—	—	—	—	—	18,500	11,508	6,194	6,815	7,590
Straits Settlements	—	—	—	—	—	7,227	6,722	3,700	2,735	4,168
Federated Malay States	—	—	—	—	—	6,179	4,432	1,480	215	708
Kenya Colony	—	—	—	—	—	4,273	6,565	536	362	909
Other British Possessions	—	—	—	—	—	2,775	3,686	6,083	3,589	4,238
TOTAL BRITISH EMPIRE	—	—	—	—	—	39,16,459	13,20,145	29,61,423	2,05,443	6,14,077
Germany	—	—	—	—	—	58,158	9,118	9,102	20,014	10,484
France	—	—	—	—	—	48,520	5,811	11,023	3,760	9,75,305
Switzerland	—	—	—	—	—	11,897	7,580	2,273
Italy (including Flume)	—	—	—	—	—	1,128	2,891	3,815	1,370	12,414
United States of America— Via Atlantic Coast	—	—	—	—	—	5,012	622	298	1,422	821
„ Pacific „	—	—	—	—	—	85	..	20	..	431
Other Foreign Countries	—	—	—	—	—	11,134	5,134	7,513	11,904	10,952
TOTAL FOREIGN COUNTRIES	—	—	—	—	—	1,35,434	22,876	31,271	45,039	10,18,240
Share of Bengal	—	—	—	—	—	1,18,946	1,14,906	23,22,450	51,073	4,20,130
„ Bombay	—	—	—	—	—	31,37,854	11,63,388	84,089	1,34,335	9,85,575
„ Sind	—	—	—	—	—	15,059	34,511	57,194	15,519	2,06,338
„ Madras	—	—	—	—	—	28,407	22,916	12,576	12,131	14,481
„ Burma	—	—	—	—	—	1,03,621	12,301	10,335	37,314	5,793
TOTAL	—	—	—	—	—	84,53,937	13,49,021	29,92,694	2,60,482	16,32,317
Plate of Gold and Silver (III. U)—										
United Kingdom (including Channel Islands)	—	—	—	—	—	3,93,019	3,05,452	3,47,927	2,34,450	3,03,338
Ceylon (excluding Maldives)	—	—	—	—	—	4,182	6,400	1,910	928	1,503
Straits Settlements	—	—	—	—	—	5,351	55,426	1,366	425	1,403
Hongkong	—	—	—	—	—	12,442	21,533	11,305	17,004	9,182
Other British possessions	—	—	—	—	—	4,895	1,172	5,131	3,112	1,883
TOTAL BRITISH EMPIRE	—	—	—	—	—	4,19,889	4,49,983	3,67,639	2,55,919	3,77,309
Sweden	—	—	—	—	—	80	75	400	1,115	11,023
Germany	—	—	—	—	—	17,472	5,892	15,556	5,893	14,240
Belgium	—	—	—	—	—	385	1,005	6,558
France	—	—	—	—	—	4,023	70,139	48,736	11,107	9,724
Italy (including Flume)	—	—	—	—	—	9,279	11,436	2,609	854	1,320
Czechoslovakia	—	—	—	—	—	7,527	714	47
China (exclusive of Hongkong and Macao)	—	—	—	—	—	2,165	10,034	3,597	3,741	54,158
Japan	—	—	—	—	—	11,331	5,009	6,741	8,570	6,834
Egypt	—	—	—	—	—	..	1,315	2	7,500	..
United States of America— Via Atlantic Coast	—	—	—	—	—	2,306	4,391	4,315	2,115	1,866
„ Pacific „	—	—	—	—	—	..	6,535	..	45	..
Other Foreign Countries	—	—	—	—	—	4,808	3,371	700	157	3,978
TOTAL FOREIGN COUNTRIES	—	—	—	—	—	60,420	1,18,935	63,036	43,115	1,10,808

* Includes of imports by postal packets referred to Collectors of Customs for assessment.

GENERAL IMPORTS

(186)

No. 10—continued

ARTICLES, AND COUNTRIES OF CONSIGNMENT; ALSO SHARE OF EACH PROVINCE	QUANTITY					VALUE				
	1930-31	1931-32	1932-33	1933-34	1934-35	1930-31	1931-32	1932-33	1933-34	1934-35
<i>Jewellery (excluding Imitation Jewellery and Precious stones and pearls, unset), also Plate of Gold and Silver—continued</i>						R	R	R	R	R
<i>Plate of Gold and Silver (III. U)—continued</i>										
Share of Bengal	—	—	—	—	—	61,192	77,232	37,332	65,612	33,069
„ Bombay	—	—	—	—	—	2,02,374	3,38,400	2,13,851	1,86,659	2,49,172
„ Sind	—	—	—	—	—	31,453	99,742	96,030	15,548	31,622
„ Madras	—	—	—	—	—	76,113	14,928	9,742	9,297	44,865
„ Burma	—	—	—	—	—	1,09,179	38,515	43,220	21,919	23,488
TOTAL	—	—	—	—	—	4,80,309	5,08,818	4,50,675	2,99,035	4,67,722
<i>Total value of Jewellery (excluding Imitation Jewellery and Precious stones and pearls, unset), also Plate of Gold and Silver—</i>										
United Kingdom (including Channel Islands)	—	—	—	—	—	36,77,458	16,58,084	32,91,388	4,26,186	9,59,793
Ceylon (excluding Maldives)	—	—	—	—	—	17,742	17,908	9,104	7,743	9,102
Straits Settlements	—	—	—	—	—	12,578	62,148	5,185	3,160	5,631
Federated Malay States	—	—	—	—	—	6,179	4,890	1,698	216	708
Hongkong	—	—	—	—	—	13,049	23,596	15,487	17,754	12,408
Kenya Colony	—	—	—	—	—	6,815	6,765	618	1,427	909
Other British Possessions	—	—	—	—	—	5,521	2,137	6,632	4,876	2,900
TOTAL BRITISH EMPIRE	—	—	—	—	—	37,38,342	17,76,128	33,29,062	4,61,362	9,91,446
Sweden	—	—	—	—	—	80	75	400	1,115	11,623
Germany	—	—	—	—	—	75,630	15,010	24,688	25,907	30,730
Belgium	—	—	—	—	—	885	..	208	1,005	6,558
France	—	—	—	—	—	52,543	75,450	59,809	13,867	9,85,093
Switzerland	—	—	—	—	—	11,412	7,560	8,273
Italy (including Fiume)	—	—	—	—	—	10,400	14,177	5,924	2,233	13,734
Czechoslovakia	—	—	—	—	—	7,641	172	520	3,437	111
China (exclusive of Hongkong and Macao)	—	—	—	—	—	3,371	11,848	4,511	4,973	56,435
Japan	—	—	—	—	—	14,783	5,706	10,940	13,036	9,265
Egypt	—	—	—	—	—	463	2,000	69	7,846	3,603
United States of America—Vid Atlantic Coast	—	—	—	—	—	7,318	5,003	4,913	3,537	2,187
„ Pacific „	—	—	—	—	—	85	6,533	20	45	438
Other Foreign Countries	—	—	—	—	—	11,243	6,147	2,239	3,594	6,550
TOTAL FOREIGN COUNTRIES	—	—	—	—	—	1,95,354	1,41,711	1,14,307	89,155	11,28,593
<i>Share of Bengal</i>	—	—	—	—	—	1,30,136	1,92,138	29,16,282	1,16,635	6,08,799
„ Bombay	—	—	—	—	—	33,90,238	16,02,288	2,97,940	3,21,054	12,31,747
„ Sind	—	—	—	—	—	46,511	1,34,264	1,53,224	31,067	2,87,366
„ Madras	—	—	—	—	—	1,04,519	37,843	22,318	21,473	59,346
„ Burma	—	—	—	—	—	2,12,800	51,316	53,605	59,233	22,221
TOTAL	—	—	—	—	—	39,34,196	19,17,839	34,48,969	5,49,517	21,20,039
<i>Las—Stick and Seed (II. D)—</i>										
United Kingdom (including Channel Islands)	636	292	101	8,951	5,893	6,654
Straits Settlements	23,270	6,990	3,253	50,994	106,207	8,08,327	1,66,086	52,794	11,82,095	22,38,205
Other British Possessions	18	99	..	652	1,980	..
TOTAL BRITISH EMPIRE	23,288	6,990	3,253	51,385	106,308	8,08,979	1,66,086	61,745	11,89,968	22,44,949
Java	820	10,676
Siam	10,409	4,49,437
United States of America—Vid Atlantic Coast	163	10,783
Other Foreign Countries	17	..	142	..	171	200	..	2,712	..	4,094
TOTAL FOREIGN COUNTRIES	17	163	142	..	16,900	200	10,783	2,712	..	4,64,257

No. 10—continued

ARTICLES, AND COUNTRIES OF CONSIGNMENT: ALSO SHARE OF EACH PROVINCE	QUANTITY					VALUE				
	1930-31	1931-32	1932-33	1933-34	1934-35	1930-31	1931-32	1932-33	1933-34	1934-35
Lac—continued						R	R	R	R	R
Stick and Seed (II. D)— continued	Cwts.	Cwts.	Cwts.	Cwts.	Cwts.					
Share of Bengal . . .	22,339	6,764	3,721	50,359	122,698	7,69,082	1,62,500	55,523	11,22,448	26,96,343
„ Bombay . . .	893	393	296	1,010	500	32,457	13,682	8,600	17,227	12,570
„ Madras . . .	73	26	14	16	10	2,640	737	334	293	284
TOTAL . . .	23,305	7,179	4,031	51,385	123,208	8,04,179	1,76,819	64,457	11,39,968	27,09,206
Shell and Button (II. D)—	Cwts.	Cwts.	Cwts.	Cwts.	Cwts.					
TOTAL BRITISH EMPIRE . . .	30	..	4	2	3	1,26	..	203	301	315
TOTAL FOREIGN COUNTRIES . . .	15	11	3	7	2	1,711	1,296	470	347	249
Share of Bengal . . .	32	3	5	1	..	2,468	272	228	61	..
„ Bombay	1	3	179	348
„ Madras . . .	3	8	2	7	2	507	1,024	445	383	222
„ Burma	25	..
TOTAL . . .	35	11	7	9	5	2,975	1,296	673	648	564
Other kinds (excluding Lac- dye) (II. D)—	Cwts.	Cwts.	Cwts.	Cwts.	Cwts.					
United Kingdom (including Channel Islands)	1	3	..	2	..	118	283	11	173
TOTAL FOREIGN COUNTRIES	10	140	..
Share of Bombay	10	2	141	173
„ Sind	1	3	118	283	10	..
TOTAL	1	3	10	2	..	118	283	151	173
Total Lac—	Cwts.	Cwts.	Cwts.	Cwts.	Cwts.					
TOTAL BRITISH EMPIRE . . .	23,308	6,991	3,896	51,387	108,313	8,06,243	1,66,204	62,231	11,40,280	22,45,437
TOTAL FOREIGN COUNTRIES . . .	32	194	145	17	10,902	1,911	12,029	3,182	487	4,64,506
TOTAL . . .	23,340	7,185	4,041	51,404	123,215	8,07,154	1,78,233	65,413	11,40,767	27,09,943
Leather—										
Hides, tanned or dressed (III. D)—	Tons	Tons	Tons	Tons	Tons					
United Kingdom (including Channel Islands) . . .	10	4	12	8	6	59,093	46,547	55,122	29,276	29,182
Ceylon (excluding Maldives)	84	35	9	6	1	51,034	32,420	8,948	7,800	508
Other British Possessions . . .	5	1	4	..	2	5,719	3,866	4,838	869	3,374
TOTAL BRITISH EMPIRE . . .	49	40	25	9	9	1,15,846	83,333	68,908	37,445	33,014
Germany	5	9,300	9,278	38,689	5,446	..
France . . .	1	10,989
Austria	5,801
Czechoslovakia	6,332	..	972
United States of America— Via Atlantic Coast . . .	9	6	3	5	2	1,11,240	50,018	37,286	17,466	16,808
Other Foreign Countries . . .	1	..	1	5,259	977	7,306	1,597	808
TOTAL FOREIGN COUNTRIES . . .	11	6	9	5	2	1,48,120	60,273	89,554	24,509	16,616

GENERAL IMPORTS

(188)

No. 10—continued

ARTICLES, AND COUNTRIES OF CONSIGNMENT; ALSO SHARE OF EACH PROVINCE	QUANTITY					VALUE				
	1930-31	1931-32	1932-33	1933-34	1934-35	1930-31	1931-32	1932-33	1933-34	1934-35
	Tons	Tons	Tons	Tons	Tons	R	R	R	R	R
Leather—continued										
<i>Hides, tanned or dressed (III. D)—continued</i>										
Share of Bengal	2	..	3	..	5	15,303	8,195	13,410	7,194	16,099
.. Bombay	21	8	11	6	2	1,70,048	84,595	86,336	33,329	23,330
.. Sind	1	..	2	3,458	..	3,771	4,078	1,991
.. Madras	35	37	14	8	4	56,263	51,171	26,303	14,444	5,503
.. Burma	..	1	4	13,398	4,645	3,642	2,409	2,207
TOTAL	60	46	34	14	11	2,53,966	1,48,006	1,58,462	61,954	40,030
<i>Skins, tanned or dressed (III. D)</i>										
United Kingdom (including Channel Islands)	11	9	12	12	19	1,10,151	85,002	1,04,782	1,30,617	1,53,053
Straits Settlements	2,980	260	5,511	28	57
Tanganyika Territory	4	424	220	137	290	27,302
Other British Possessions	1	1	1	2,207	5,841	0,452	2,968	12,164
TOTAL BRITISH EMPIRE	12	9	12	13	24	1,15,742	94,323	1,10,882	1,33,841	1,92,578
Germany	8	12	25	31	51	78,441	1,70,345	2,91,315	2,91,466	3,97,085
Netherlands	..	2	2	..	1	4,094	20,446	32,451	13,511	15,881
Belgium	2,133	2,008	8,181
France	4,858	10,881	15,748	6,267	3,067
Italy (including Fiume)	..	1	3	16	15	2,929	15,564	32,575	1,02,192	88,783
Austria	1	..	221	7,053	2,806	13,500	28,522
Hungary	3	7	6	34,671	62,761	68,997
Czechoslovakia	7	3	5	..	14,404	73,657	65,802	55,014
Iraq	9	1	5,798	4,276
Iran	1	1	4	1,522	1,806	2,982	500	1,378
China (exclusive of Hong-kong and Macao)	2	2	1	4,433	5,461	7,170	4,391	6,555
United States of America—										
Via Atlantic Coast	24	40	64	84	83	3,10,029	4,48,280	6,63,055	6,13,709	5,86,586
Other Foreign Countries	1	231	2,032	5,526	136	3,003
TOTAL FOREIGN COUNTRIES	28	56	110	153	164	4,08,757	7,09,277	11,61,149	11,72,741	12,63,208
Share of Bengal	1	10	36	50	54	21,072	1,32,178	3,48,399	4,41,692	4,54,082
.. Bombay	32	52	93	109	127	4,31,531	6,17,676	8,57,359	8,17,438	9,44,438
.. Sind	2	1	1	1	3	26,456	13,227	3,336	3,001	31,262
.. Madras	2	1	1	6	2	8,678	13,601	15,573	23,215	5,548
.. Burma	3	1	1	..	2	31,762	20,918	23,255	16,236	17,464
TOTAL	40	65	122	166	188	5,22,499	7,07,600	12,78,031	13,00,682	14,55,784
Total Hides and Skins, tanned, etc.	100	111	156	180	188	7,81,465	9,46,206	14,30,493	13,58,536	14,55,784
<i>Unwrought (III. D)—</i>										
United Kingdom (including Channel Islands)	2,409	3,412	1,863	3,966	9,356	1,70,355	1,85,478	94,845	1,49,903	1,21,771
Straits Settlements	6	1	37	6	12	3,936	350	10,834	601	3,882
Other British Possessions	..	7	5	568	10	3	1,443	2,869	4,063	4,403
TOTAL BRITISH EMPIRE	2,415	3,420	1,905	9,540	9,378	1,80,294	1,87,271	1,08,048	1,55,232	1,30,056
Germany	53	348	1,723	4,528	3,605	37,188	39,020	76,548	1,00,969	1,07,493
Netherlands	21	3	5	..	2	7,956	4,215	3,741	..	809
Italy (including Fiume)	..	38	15	58	2	..	16,556	4,043	16,151	1,126
Hungary	21	3	2	11,879	1,929	1,139
Czechoslovakia	12	24	2	..	14	9,566	3,443	1,945	..	12,523
United States of America—										
Via Atlantic Coast	7,524	477	338	1,449	9,803	5,73,432	2,53,264	1,54,205	82,482	2,22,989
.. Pacific	1	..	320	570
Other Foreign Countries	30	9	40	980	36	6,587	3,694	6,700	11,024	3,923
TOTAL FOREIGN COUNTRIES	7,649	899	2,144	7,016	13,465	6,34,728	3,20,792	2,58,504	2,12,555	3,50,577

No. 10—continued

ARTICLES, AND COUNTRIES OF CONSIGNMENT; ALSO SHARE OF EACH PROVINCE	QUANTITY					VALUE				
	1930-31	1931-32	1932-33	1933-34	1934-35	1930-31	1931-32	1932-33	1933-34	1934-35
Leather—continued						R	R	R	R	R
<i>Unwrought (III. I)—continued</i>	Cwts.	Cwts.	Cwts.	Cwts.	Cwts.					
Share of Bengal	970	554	456	7,021	6,370	5,34,292	2,54,243	1,80,921	2,25,392	2,47,600
„ Bombay	150	261	212	102	33	47,492	96,933	79,715	24,214	6,895
„ Sind	182	84	167	34	74	65,078	41,689	45,973	13,398	31,749
„ Madras	8,713	3,399	3,117	9,398	16,079	1,41,570	20,839	20,867	66,526	1,11,323
„ Burma	49	29	97	104	237	23,592	14,359	30,136	38,257	33,073
TOTAL	10,064	4,319	4,049	10,556	22,343	8,15,022	4,58,003	3,60,612	2,67,767	4,80,033
Leather cloth (including artificial leather) (III. I)—	Sq. yards	Sq. yards	Sq. yards	Sq. yards	Sq. yards					
United Kingdom (including Channel Islands)	117,565	235,158	220,300	292,471	345,084	1,76,236	2,50,848	2,21,069	3,01,903	3,56,305
Other British Possessions	198	60	235	20
TOTAL BRITISH EMPIRE	117,565	235,158	220,300	292,669	345,144	1,76,236	2,50,848	2,21,069	3,02,138	3,56,325
Germany	64,213	18,938	10,068	17,239	33,411	46,588	18,860	5,345	3,583	8,078
France	907	16,594	121,579	110,242	82,056	928	12,331	90,787	75,096	58,217
Italy (including Fiume)	927	13,004	..	670	900	998	9,665	..	669	667
Austria	2,570	17,145	3,053	12,827
Czechoslovakia	4,066	18,080	234	2,024	..	3,666	15,561	453	1,284	..
Japan	6,233	20,010	56,608	6,072	14,076	32,512
United States of America— Via Atlantic Coast	221,041	120,249	330,080	146,536	204,730	1,25,905	84,168	90,581	78,197	81,452
Other Foreign Countries	5,360	585	..	2,431	3,896	5,044	453	..	1,880	2,167
TOTAL FOREIGN COUNTRIES	299,084	205,495	468,294	299,152	381,101	1,66,242	1,58,860	1,93,238	1,79,785	1,83,098
Share of Bengal	74,429	98,947	108,325	137,202	124,513	91,099	99,454	1,03,406	1,19,040	1,02,905
„ Bombay	147,337	203,850	194,363	263,412	348,328	1,54,455	1,07,232	1,76,691	2,30,169	2,75,169
„ Sind	172,125	115,829	330,063	137,202	186,448	77,099	78,660	80,260	84,387	69,605
„ Madras	10,226	10,809	38,231	42,977	63,947	20,037	17,824	32,031	38,250	60,851
„ Burma	13,132	11,813	19,612	11,023	12,909	19,873	11,487	20,916	10,077	10,933
TOTAL	417,249	440,653	688,594	591,816	726,246	3,62,478	4,04,708	4,14,307	4,81,923	5,39,418
Manufactures (excluding boots and shoes and belting for machinery)—										
<i>Bags and trunks (III. I)—</i>	Cwts.	Cwts.	Cwts.	Cwts.	Cwts.					
United Kingdom (including Channel Islands)	149	120	183	195	412	44,956	69,370	41,959	57,747	56,129
Hongkong	39	23	12	13	2	5,589	3,325	1,699	1,050	426
Other British Possessions	4	6	4	3	3	1,066	1,996	1,455	832	508
TOTAL BRITISH EMPIRE	192	149	199	211	417	51,511	74,691	45,113	60,629	57,063
Germany	34	42	25	48	44	15,401	18,454	11,388	21,147	10,357
Italy (including Fiume)	4	..	1	2	13	1,888	..	512	1,001	6,948
Japan	23	10	27	170	232	9,260	3,510	13,058	47,058	53,507
Other Foreign Countries	10	15	9	16	8	6,970	5,060	2,136	6,378	5,254
TOTAL FOREIGN COUNTRIES	40	67	62	230	297	33,119	27,023	27,088	75,009	85,126
Share of Bengal	43	29	44	137	372	13,737	14,204	25,236	47,209	23,338
„ Bombay	108	109	117	223	267	38,392	47,495	31,474	57,727	65,091
„ Sind	33	33	20	30	23	8,412	21,596	5,766	11,973	8,318
„ Madras	10	9	7	32	34	6,606	6,152	3,297	9,151	7,353
„ Burma	78	36	23	35	18	18,783	6,267	6,378	9,178	3,174
TOTAL	272	216	211	447	714	85,030	98,714	72,151	1,35,238	1,42,100

GENERAL IMPORTS

(190)

No. 10—continued

ARTICLES, AND COUNTRIES OF CONSIGNMENT; ALSO SHARE OF EACH PROVINCE	QUANTITY					VALUE				
	1930-31	1931-32	1932-33	1933-34	1934-35	1930-31	1931-32	1932-33	1933-34	1934-35
Leather—continued						₹	₹	₹	₹	₹
<i>Manufactures (excluding boots and shoes and belting for machinery)—continued</i>										
Pickers (III. I)—	Cwts.	Cwts.	Cwts.	Cwts.	Cwts.					
United Kingdom (including Channel Islands)	2,721	2,425	2,673	2,868	3,502	3,00,964	3,70,571	4,07,140	4,23,721	5,21,205
Germany	46	125	94	60	16	7,532	18,240	14,210	0,232	2,021
Netherlands	346	278	375	160	466	61,966	40,402	61,373	26,943	72,682
France	17	19	59	42	22	2,555	2,444	7,366	5,190	2,942
Austria	36	37	37	85	24	5,214	4,956	5,723	12,623	2,677
Czechoslovakia	17	32	13	58	46	2,522	4,662	1,900	5,751	6,233
Other Foreign Countries	7	37	31	63	17	1,414	5,020	4,388	6,019	3,214
TOTAL FOREIGN COUNTRIES	469	528	609	474	590	81,203	84,742	94,916	66,658	89,774
Share of Bengal	1,416	481	554	633	436	1,44,100	72,981	80,803	94,166	60,377
„ Bombay	1,744	2,471	2,728	2,669	3,656	3,07,067	3,87,460	4,21,253	3,96,213	5,50,162
„ Burma	1	872
TOTAL	3,190	2,953	3,282	3,342	4,002	4,51,167	4,61,313	5,02,056	4,90,379	6,11,030
Picking bands and straps (III. I)—	Cwts.	Cwts.	Cwts.	Cwts.	Cwts.					
United Kingdom (including Channel Islands)	1,730	1,936	2,137	1,469	1,611	4,29,734	4,26,100	4,58,738	3,19,621	3,48,791
Other British Possessions	5	899
TOTAL BRITISH EMPIRE	1,730	1,936	2,142	1,469	1,611	4,29,734	4,26,100	4,59,627	3,19,621	3,48,791
Germany	135	182	169	64	110	33,228	29,122	44,723	17,159	25,133
Netherlands	430	544	511	298	223	1,02,445	1,18,822	1,11,509	66,267	75,535
Belgium	94	45	191	210	217	21,013	10,342	36,220	35,451	37,318
France	822	625	694	1,092	1,409	1,25,706	1,18,059	1,44,747	2,17,772	2,80,534
Italy (including Fiume)	1	29	18	1	10	205	6,207	3,819	216	2,169
Czechoslovakia	1	29	31	20	54	102	4,417	4,322	2,330	7,428
Other Foreign Countries	21	36	47	28	46	5,253	7,592	7,589	5,210	8,970
TOTAL FOREIGN COUNTRIES	1,504	1,490	1,661	1,713	2,160	2,88,192	2,02,561	3,53,489	3,44,905	4,37,037
Share of Bengal	768	575	564	479	478	1,69,695	1,02,936	1,00,793	94,794	89,366
„ Bombay	2,463	2,851	3,239	2,702	3,301	5,45,730	6,15,474	7,11,919	5,69,432	6,95,440
„ Sind	116
„ Madras	3	2,081	35	18
„ Burma	1	1	440	217	384	300	407
TOTAL	3,234	3,426	3,803	3,182	3,730	7,17,926	7,18,661	8,13,116	6,64,526	7,85,328
Roller skins (III. I)—	Cwts.	Cwts.	Cwts.	Cwts.	Cwts.					
United Kingdom (including Channel Islands)	1,166	719	598	490	676	6,94,024	6,80,106	5,86,694	4,56,420	5,63,066
Germany	3	19	27	55	22	3,135	16,749	27,310	39,538	15,820
France	1	1	1	..	5	845	593	811	1,184	8,091
United States of America— Via Atlantic Coast	7	3	5	3	..	6,368	2,468	4,642	2,434
Other Foreign Countries	5	9	..	1	10	3,210	8,438	1,439	800	6,181
TOTAL FOREIGN COUNTRIES	9	36	31	61	40	7,199	32,138	82,028	46,144	32,506
Share of Bengal	27	47	30	39	44	31,355	42,715	33,032	35,982	32,551
„ Bombay	1,148	708	598	512	672	6,69,363	6,69,629	5,35,686	4,66,582	6,63,520
TOTAL	1,175	755	629	551	716	7,01,228	7,12,244	5,68,717	5,02,564	5,96,471

No. 10—continued

ARTICLES, AND COUNTRIES OF CONSIGNMENT; ALSO SHARE OF EACH PROVINCE	QUANTITY					VALUE				
	1930-31	1931-32	1932-33	1933-34	1934-35	1930-31	1931-32	1932-33	1933-34	1934-35
<i>Leather—continued</i>										
<i>Manufactures (excluding boots and shoes and belting for machinery)—continued</i>										
<i>Saddlery and Harness (III. I)—</i>										
United Kingdom (including Channel Islands)	Cwts. 189	Cwts. 133	Cwts. 118	Cwts. 64	Cwts. 89	R 68,466	R 51,330	R 30,732	R 29,551	R 56,713
Commonwealth of Australia	0	26	3	11	19	4,253	11,388	2,520	4,570	8,590
Other British Possessions	1	..	2	..	1	852	96	220	..	110
TOTAL BRITISH EMPIRE	190	149	123	76	109	73,571	62,814	33,472	34,121	65,413
TOTAL FOREIGN COUNTRIES	10	1	6	2	13	1,951	1,073	2,071	1,213	1,564
<i>Share of Bengal</i>	73	46	28	23	32	23,311	14,509	9,366	9,333	8,374
" <i>Bombay</i>	98	79	82	37	69	36,657	34,550	26,401	18,490	51,004
" <i>Sind</i>	11	11	11	8	5	5,558	9,328	1,753	2,648	2,907
" <i>Madras</i>	19	9	2	4	6	4,849	2,753	1,006	1,373	1,510
" <i>Burma</i>	8	6	6	6	10	4,317	2,247	3,023	3,495	3,132
TOTAL	200	150	129	77	122	75,222	63,887	41,543	35,334	69,977
<i>Other sorts (III. I)—</i>										
United Kingdom (including Channel Islands)	Cwts. 6,493	Cwts. 6,516	Cwts. 13,277	Cwts. 11,012	Cwts. 13,711	R 4,10,932	R 3,88,390	R 4,85,581	R 3,47,746	R 3,81,050
Hongkong	14	40	10	10	2	3,501	5,588	2,176	1,195	1,323
Other British Possessions	75	19	5	36	18	7,154	2,410	1,512	3,494	2,102
TOTAL BRITISH EMPIRE	6,582	6,575	13,292	11,058	13,731	4,30,587	3,90,397	4,30,269	3,52,435	3,85,380
Germany	1,845	3,828	1,905	294	336	48,209	63,182	65,013	37,975	81,364
Netherlands	139	53	68	18	3	16,788	2,682	5,516	3,048	586
Italy (including Fiume)	10	338	30	42	113	2,072	7,043	7,557	24,197
Austria	95	14	107	49	71	10,263	2,990	976	3,663	3,642
Czechoslovakia	12	..	3	22	..	1,007	547	1,773	10,263
Japan	80	71	293	1,027	932	24,747	18,244	55,391	1,48,928	1,32,514
United States of America—										
<i>Via Atlantic Coast</i>	10,509	10,823	11,484	479	375	3,01,020	1,92,752	1,47,231	40,105	66,333
" <i>Pacific "</i>	1	3	1	..	5	13	1,052	147
Other Foreign Countries	126	48	864	429	74	5,743	5,378	12,171	10,511	6,290
TOTAL FOREIGN COUNTRIES	13,850	14,854	15,105	2,332	1,886	4,06,883	2,88,262	2,94,401	2,54,612	3,05,836
<i>Share of Bengal</i>	6,274	5,659	12,694	11,208	13,403	3,70,263	2,68,151	3,44,584	2,69,100	3,36,171
" <i>Bombay</i>	13,445	15,509	15,472	1,803	1,526	3,73,793	3,44,700	3,00,688	2,52,660	2,10,956
" <i>Sind</i>	48	72	69	72	132	14,164	21,743	20,374	20,062	23,270
" <i>Madras</i>	453	41	49	61	319	27,324	12,633	13,330	15,246	16,183
" <i>Burma</i>	212	143	213	241	132	51,921	37,433	54,694	49,979	40,636
TOTAL	25,432	21,429	28,397	13,300	15,617	8,37,470	6,84,650	7,33,670	6,07,047	6,91,216
<i>Total Leather manufac- tures (excluding boots and shoes and belting for machinery)—</i>										
United Kingdom (including Channel Islands)	Cwts. 12,448	Cwts. 11,839	Cwts. 18,936	Cwts. 10,008	Cwts. 20,001	R 20,27,078	R 19,85,867	R 19,10,544	R 16,34,308	R 19,23,313
Hongkong	63	63	22	23	4	9,160	8,913	3,376	2,245	1,766
Commonwealth of Australia	77	89	4	39	28	6,393	12,187	2,375	6,478	9,045
Other British Possessions	12	12	15	11	13	7,770	3,712	3,721	2,418	2,247
TOTAL BRITISH EMPIRE	12,500	11,953	18,977	16,171	20,046	20,50,391	20,10,679	19,27,315	15,45,947	19,41,374

GENERAL IMPORTS

(192)

No. 10—continued

ARTICLES, AND COUNTRIES OF CONSIGNMENT; ALSO SHARE OF EACH PROVINCE	QUANTITY					VALUE				
	1920-31	1931-32	1932-33	1933-34	1934-35	1930-31	1931-32	1932-33	1933-34	1934-35
						R	R	R	R	R
Leather—continued										
Total Leather manufactures (excluding boots and shoes and belting for machinery)—continued	<i>Cwts.</i>	<i>Cwts.</i>	<i>Cwts.</i>	<i>Cwts.</i>	<i>Cwts.</i>					
Germany	2,073	4,196	2,225	529	527	1,07,988	1,45,894	1,63,570	1,25,670	1,23,745
Netherlands	965	885	954	476	790	1,81,199	1,71,598	1,78,409	96,253	1,50,365
Belgium	98	74	963	221	233	21,998	14,476	41,576	37,338	40,829
France	360	650	760	1,165	1,444	1,33,593	1,24,344	1,54,970	2,30,499	2,96,236
Italy (including Fiume)	8	43	402	40	65	3,131	11,682	11,374	10,008	33,314
Austria	141	52	146	138	101	19,074	8,414	7,100	18,025	9,109
Czechoslovakia	18	73	44	81	124	2,684	10,080	7,335	10,359	24,707
Japan	112	103	360	1,255	1,229	35,274	26,903	76,166	2,02,580	1,04,958
United States of America—										
<i>Via Atlantic Coast</i>	16,516	10,836	11,437	487	879	3,04,376	2,01,783	1,50,989	46,228	69,882
<i>„ Pacific „</i>	1	3	1	..	5	13	1,052	147
Other Foreign Countries	131	64	132	423	96	9,230	10,670	12,428	11,120	8,464
TOTAL FOREIGN COUNTRIES	20,922	16,976	17,474	4,818	4,905	8,18,547	7,25,709	8,03,938	7,80,141	9,51,843
Share of Bengal	8,631	6,837	13,320	12,559	14,770	7,53,468	5,15,496	5,93,310	5,50,574	6,25,570
<i>„ Bombay</i>	24,096	21,727	22,231	7,941	9,491	19,71,037	20,99,208	20,27,420	17,61,104	21,56,085
<i>„ Sind</i>	92	110	100	110	210	28,134	53,187	27,893	34,653	39,611
<i>„ Madras</i>	485	59	58	97	359	40,840	21,572	17,651	23,675	25,046
<i>„ Burma</i>	298	190	242	282	311	75,461	47,036	64,479	63,052	47,399
TOTAL	33,512	28,929	36,451	20,089	25,041	28,68,038	27,36,478	27,31,253	24,35,088	28,53,717
Total value of Leather—										
United Kingdom (including Channel Islands)	—	—	—	—	—	25,48,918	25,06,742	23,92,682	22,40,505	25,89,074
Ceylon (excluding Maldives)	—	—	—	—	—	52,478	30,384	11,986	9,928	2,013
Straits Settlements	—	—	—	—	—	10,680	2,384	17,511	1,380	7,443
Hongkong	—	—	—	—	—	9,160	9,913	3,875	2,845	9,067
Tanganyika Territory	—	—	—	—	—	10	27,302
Canada—										
<i>Via Atlantic Coast</i>	—	—	—	—	—	3,883	4,713	5,498	3,344	4,966
<i>„ Pacific „</i>	—	—	—	—	—	..	437
Commonwealth of Australia	—	—	—	—	—	7,908	15,163	8,534	9,657	12,461
Other British Possessions	—	—	—	—	—	5,487	2,768	2,156	946	1,519
TOTAL BRITISH EMPIRE	—	—	—	—	—	26,38,509	25,81,454	24,42,222	22,74,608	26,53,845
Germany	—	—	—	—	—	2,70,505	3,89,997	5,76,467	5,92,143	6,86,401
Netherlands	—	—	—	—	—	1,99,433	1,96,260	2,16,106	1,10,121	1,67,346
Belgium	—	—	—	—	—	32,032	14,510	45,055	44,969	60,074
France	—	—	—	—	—	1,50,974	1,40,992	2,61,507	3,13,213	3,58,420
Switzerland	—	—	—	—	—	4,608	4,278	6,403	2,728	3,413
Italy (including Fiume)	—	—	—	—	—	7,058	54,467	50,206	1,20,376	1,23,890
Austria	—	—	—	—	—	23,213	20,183	15,276	32,213	39,810
Hungary	—	—	—	—	—	50,076	60,969	65,136
Czechoslovakia	—	—	—	—	—	22,247	43,494	84,082	69,778	92,279
Iraq	—	—	—	—	—	3,260	980	1,791	7,003	4,287
Iran	—	—	—	—	—	2,518	1,920	8,751	744	2,453
China (exclusive of Hongkong and Macao)	—	—	—	—	—	7,082	8,072	10,541	5,180	9,705
Japan	—	—	—	—	—	37,545	27,173	88,238	2,16,686	2,30,109
United States of America—										
<i>Via Atlantic Coast</i>	—	—	—	—	—	14,25,641	10,87,458	10,96,116	8,38,082	9,77,167
<i>„ Pacific „</i>	—	—	—	—	—	..	5	18	1,052	717
Other Foreign Countries	—	—	—	—	—	4,383	9,218	3,746	4,782	2,926
TOTAL FOREIGN COUNTRIES	—	—	—	—	—	21,89,394	19,64,001	25,00,448	23,78,781	27,05,337

No. 10—continued

ARTICLES, AND COUNTRIES OF CONSIGNMENT; ALSO SHARE OF EACH PROVINCE	QUANTITY					VALUE				
	1930-31	1931-32	1932-33	1933-34	1934-35	1930-31	1931-32	1932-33	1933-34	1934-35
						R	R	R	R	R
Leather—concluded										
Total Value of Leather—contd.										
Share of Bengal	—	—	—	—	—	14,18,732	10,39,600	12,44,946	13,43,392	14,46,362
„ Bombay	—	—	—	—	—	27,74,663	30,95,694	32,07,521	28,06,764	34,06,417
„ Sind	—	—	—	—	—	2,00,131	1,86,743	1,06,232	1,44,547	2,07,101
„ Madras	—	—	—	—	—	2,70,328	1,25,007	1,22,522	1,62,110	1,92,271
„ Burma	—	—	—	—	—	1,24,022	92,445	1,47,432	1,30,032	1,61,131
TOTAL	—	—	—	—	—	48,27,908	45,45,465	49,48,668	46,53,834	54,19,182
Liquors, including denatured and Perfumed Spirits—										
Ale, beer and porter—										
Ale and Beer (in Bottle) (I. D)—										
	Gals.	Gals.	Gals.	Gals.	Gals.					
United Kingdom (including Channel Islands)	1,212,279	1,024,822	1,162,598	1,139,483	1,163,745	34,73,223	26,20,316	29,04,751	28,26,517	28,71,103
Malta and Gozo	1,475	2,480	2,086	620	..	2,342	12,290	3,242	976
Straits Settlements	127	198	111	428	3,786	626	740	454	1,427	7,960
Commonwealth of Australia	11,020	8,036	9,415	11,053	13,212	36,608	24,792	26,155	30,695	36,922
Other British Possessions	26	423	127	626	1,524	155	1,412	440	1,625	2,661
TOTAL BRITISH EMPIRE	1,224,541	1,034,952	1,180,741	1,153,696	1,182,947	35,10,762	26,49,808	29,45,090	28,68,516	29,19,777
Denmark	14,650	24,206	21,290	22,136	30,509	36,975	60,595	52,215	50,924	78,304
Germany	899,160	550,029	505,074	373,328	364,642	25,11,272	14,56,322	14,24,022	10,53,068	9,80,612
Netherlands	359,142	327,350	267,925	301,806	404,121	7,30,542	6,16,322	5,67,222	6,32,352	8,42,500
Belgium	4,522	28,361	2,900	1,042	2,124	8,122	45,275	6,225	1,744	4,142
Italy (including Plume)	1,392	5,910	947	915	224	2,222	12,074	2,052	1,799	497
Austria	1,176	12,422	1,261	357	8	2,212	22,460	2,490	372	22
China (excluding of Hong- Kong and Macao)	52	1,521	9,629	10,691	..	152	1,520	10,125	12,850
Japan	277,926	259,592	415,654	525,460	486,752	4,56,500	3,32,834	4,41,012	5,04,164	5,19,161
United States of America— Via Atlantic Coast	147	..	122	1,727	..	221	..	464	5,414
„ Pacific „	5	1,042	8	2,655
Other Foreign Countries	1,155	2,242	5,172	1,220	1,242	2,772	6,729	12,454	3,161	2,427
TOTAL FOREIGN COUNTRIES	1,552,140	1,210,244	1,221,255	1,225,991	1,302,121	27,52,405	26,04,166	25,10,299	22,58,197	24,50,656
Share of Bengal	765,720	560,014	626,572	627,672	621,222	12,72,451	12,26,651	14,12,322	11,26,750	12,27,666
„ Bombay	799,229	762,216	827,722	366,720	214,912	12,26,272	15,22,527	12,41,920	12,40,901	16,46,650
„ Sind	214,051	225,055	245,164	220,422	225,226	9,24,722	5,26,721	6,27,222	7,20,920	2,22,727
„ Madras	201,025	220,027	202,245	222,666	222,409	7,24,206	6,22,722	6,22,222	6,22,175	7,47,912
„ Burma	525,216	416,274	372,221	371,122	206,122	17,19,226	12,22,122	10,74,224	9,27,207	7,64,472
TOTAL	2,777,621	2,245,226	2,402,226	2,229,627	2,426,122	72,62,127	52,62,769	54,55,229	51,21,712	53,70,422
Ale and Beer (in Bulk) (I. D)—										
	Gals.	Gals.	Gals.	Gals.	Gals.					
United Kingdom (including Channel Islands)	1,027,220	1,222,220	1,159,671	922,222	974,776	22,72,049	17,05,726	16,44,725	12,20,724	12,91,129
Other British Possessions	522	8	1,125	24	..
TOTAL BRITISH EMPIRE	1,027,220	1,222,220	1,160,226	922,222	974,776	22,72,049	17,05,726	16,45,220	12,20,724	12,91,129
Denmark	52	60	622	770	2,016	240	100	1,466	1,422	11,612
Germany	5,222	4,524	1,922	2,100	271	10,220	26,055	5,222	6,122	729
Netherlands	9,122	12,460	12,649	6,150	6,799	12,592	27,242	27,220	12,450	16,596
Belgium	11,224	10,272	11,226	2,149	7,420	22,107	27,009	22,422	27,171	24,226
Czechoslovakia	409	220	502	2,004	..	1,222	772	1,222	6,422	..
Other Foreign Countries	1,024	220	270	4	..	2,221	420	1,014	2
TOTAL FOREIGN COUNTRIES	20,241	20,070	22,214	12,422	12,670	24,127	22,666	22,420	22,741	22,206

GENERAL IMPORTS

(194)

No. 10—continued

ARTICLES, AND COUNTRIES OF CONSIGNMENT; ALSO SHARE OF EACH PROVINCE	QUANTITY					VALUE				
	1930-31	1931-32	1932-33	1933-34	1934-35	1930-31	1931-32	1932-33	1933-34	1934-35
						R	R	R	R	R
<i>Liquors, including denatured and Fertilized Spirits—continued</i>										
<i>Ale, beer and porter—continued</i>										
<i>Ale and Beer (in Bulk) (I. D)—continued.</i>	Gals.	Gals.	Gals.	Gals.	Gals.					
Share of Bengal	297,628	277,127	262,331	200,945	186,004	2,82,691	3,88,700	3,87,826	2,98,794	2,70,002
„ Bombay	674,139	441,446	355,158	253,258	250,326	64,037	5,07,517	4,43,677	3,10,049	3,11,210
„ Sind	527,905	404,216	308,065	312,039	369,865	9,76,111	7,24,436	6,32,292	5,35,632	5,22,260
„ Madras	227,959	189,044	182,660	176,833	163,827	2,83,450	2,24,079	2,33,174	2,21,623	2,12,829
„ Burma	25,830	40,226	20,356	9,748	23,324	20,057	44,070	22,392	10,551	27,803
TOTAL	1,653,461	1,362,059	1,133,570	951,823	903,346	28,36,246	18,89,402	17,19,860	13,76,549	13,45,004
<i>Stout and Porter (in Bottle) (I. D)—</i>	Gals.	Gals.	Gals.	Gals.	Gals.					
United Kingdom (including Channel Islands)	140,373	109,231	104,284	98,933	98,932	5,81,071	4,44,200	3,98,609	3,62,091	3,64,714
Other British Possessions	51	73	404	1,260	613	273	248	1,217	2,193	982
TOTAL BRITISH EMPIRE	140,424	109,304	104,773	100,223	99,445	5,81,344	4,44,448	3,99,826	3,64,284	3,65,696
TOTAL FOREIGN COUNTRIES	2,547	1,271	1,781	909	1,497	6,675	4,100	4,231	2,128	2,893
Share of Bengal	35,950	26,357	24,383	21,341	24,790	1,22,608	90,376	85,621	74,669	84,689
„ Bombay	38,316	29,957	34,600	30,307	31,195	1,49,398	1,16,904	1,16,798	1,17,053	1,24,229
„ Sind	18,407	14,972	13,781	14,213	13,427	74,420	57,435	53,185	57,716	56,375
„ Madras	7,973	6,680	7,091	10,016	10,022	30,870	25,085	25,041	33,806	33,944
„ Burma	42,325	32,639	26,704	26,255	21,502	2,10,723	1,58,748	1,04,418	83,008	69,452
TOTAL	142,971	110,605	108,559	101,182	100,942	5,88,019	4,48,548	4,04,057	3,66,412	3,68,589
<i>Stout and Porter (in Bulk) (I. D)—</i>	Gals.	Gals.	Gals.	Gals.	Gals.					
United Kingdom (including Channel Islands)	85,996	16,802	20,012	13,184	12,285	42,322	20,645	25,191	13,919	16,189
TOTAL FOREIGN COUNTRIES	6	..	13	27	..	25
Share of Bengal	1,665	2,308	3,002	2,360	2,302	1,429	2,378	4,069	2,845	2,465
„ Bombay	28,392	9,574	13,775	6,944	5,905	25,873	9,797	14,281	5,509	6,185
„ Sind	4,732	3,900	2,440	2,360	3,900	9,850	7,170	3,900	4,370	5,769
„ Madras	1,312	520	308	620	178	5,197	800	2,966	695	770
TOTAL	36,902	16,802	20,025	13,184	12,285	42,349	20,645	25,216	13,919	15,189
<i>Total Ale, beer and porter—</i>	Gals.	Gals.	Gals.	Gals.	Gals.					
United Kingdom (including Channel Islands)	3,016,868	2,473,274	2,446,565	2,183,003	2,249,738	63,68,725	48,80,897	49,78,306	45,23,311	45,42,205
Malta and Gozo	0	1,475	8,886	3,060	1,075	8	2,342	14,142	4,627	1,752
Straits Settlements	234	200	112	438	3,785	880	752	464	1,428	7,960
Commonwealth of Australia	11,039	8,037	9,465	11,327	13,263	38,098	24,708	20,854	81,482	87,181
Other British Possessions	38	491	768	787	1,583	166	1,643	1,781	1,944	2,678
TOTAL BRITISH EMPIRE	3,028,181	2,483,477	2,465,787	2,199,614	2,269,453	64,06,477	49,10,432	50,16,047	45,62,792	45,91,861
Denmark	14,705	24,536	22,002	22,906	34,589	87,215	61,566	53,859	52,416	65,198
Germany	898,436	554,598	507,057	375,638	365,419	25,22,159	14,82,377	14,32,591	10,59,744	9,82,409
Netherlands	369,287	341,584	282,211	308,304	411,035	7,46,714	6,46,024	5,98,003	6,47,218	8,63,379
Belgium	15,886	38,682	14,158	9,191	9,664	46,330	82,284	42,770	28,015	29,007
Italy (including Fiume)	1,398	6,430	1,237	915	234	2,886	13,958	2,542	1,739	497
Austria	1,176	12,976	1,361	857	8	2,318	23,957	2,490	372	28

No. 10—continued

ARTICLES, AND COUNTRIES OF CONSIGNMENT; ALSO SHARE OF EACH PROVINCE	QUANTITY					VALUE				
	1930-31	1931-32	1932-33	1933-34	1934-35	1930-31	1931-32	1932-33	1933-34	1934-35
						R	R	R	R	R
Liquors, including denatured and Perfumed Spirits—continued										
<i>Total Ale, beer and porter— continued</i>	Gals.	Gals.	Gals.	Gals.	Gals.					
Czechoslovakia	469	1,120	1,618	2,012	80	1,838	2,659	4,544	6,522	181
China (exclusive of Hongkong and Macao)	58	1,521	9,020	10,601	..	158	1,580	10,125	12,880
Japan	279,387	259,504	416,965	525,621	487,635	4,80,127	3,82,840	4,41,868	5,04,332	5,20,420
United States of America—										
7th Atlantic Coast	179	..	123	1,727	..	408	..	464	5,414
" Pacific Coast	5	1,048	8	2,655
Other Foreign Countries	1,240	1,552	4,233	1,511	1,168	4,188	5,691	10,238	3,896	2,818
TOTAL FOREIGN COUNTRIES	1,581,934	1,241,285	1,251,963	1,256,212	1,323,248	88,23,304	27,01,032	25,87,975	23,15,801	25,07,354
Share of Bengal	1,101,864	866,306	926,839	822,824	904,424	23,55,079	17,63,605	18,95,853	16,72,058	17,45,612
" Bombay	1,440,746	1,244,193	1,241,326	1,147,229	1,102,338	27,25,080	21,72,755	22,35,718	20,73,519	20,88,874
" Sind	865,096	648,143	629,450	609,597	672,428	20,65,163	13,75,779	13,26,637	13,19,198	14,08,141
" Madras	538,339	476,281	499,804	470,035	562,502	11,03,823	8,63,686	9,44,440	8,82,359	9,95,466
" Burma	664,071	484,839	420,881	406,141	351,009	19,60,036	14,31,546	12,01,344	10,31,466	8,61,733
TOTAL	4,610,115	3,724,762	3,717,760	3,455,826	3,592,701	1,02,20,781	76,12,364	70,04,022	68,78,593	70,99,215
Cider and other fermented liquors (I. D.)—										
United Kingdom (including Channel Islands)	8,087	7,050	7,472	8,993	12,170	45,585	38,901	37,838	43,678	54,668
Other British Possessions	2	26	..
TOTAL BRITISH EMPIRE	8,087	7,050	7,472	8,995	12,170	45,585	38,901	37,838	43,704	54,668
TOTAL FOREIGN COUNTRIES	161	105	313	50	6	612	486	1,367	228	80
Share of Bengal	2,339	2,446	2,024	1,927	3,321	12,295	12,213	10,564	8,857	13,723
" Bombay	1,838	1,384	1,991	2,000	2,740	10,040	6,971	9,051	9,279	11,761
" Sind	2,351	1,658	2,442	2,861	3,193	14,257	10,935	12,998	15,841	16,644
" Madras	1,220	1,143	845	1,664	2,168	6,286	6,101	3,931	6,903	9,664
" Burma	607	524	483	593	754	3,319	3,167	2,721	3,052	3,937
TOTAL	8,848	7,155	7,785	9,045	12,176	46,197	39,387	39,255	48,032	4,728
Spirit— Brandy (I. D.)—										
United Kingdom (including Channel Islands)	6,753	2,121	2,498	2,401	2,865	1,83,105	72,647	69,368	88,472	95,601
Ceylon (excluding Maldives)	52	45	62	127	586	456	532	719	1,485	5,269
Other British Possessions	81	41	210	521	818	1,402	1,019	3,107	5,423	3,237
TOTAL BRITISH EMPIRE	6,886	2,207	2,770	3,049	3,719	1,85,063	74,198	73,194	95,388	1,04,107
Germany	19,044	5,672	3,459	2,741	2,442	1,08,525	36,238	26,241	23,292	20,562
Netherlands	979	667	139	16	874	5,813	8,219	686	345	3,026
France	318,938	144,214	107,434	112,367	110,082	80,16,161	17,81,754	15,66,019	16,71,702	17,87,688
Other Foreign Countries	1,061	425	110	408	286	5,888	5,820	2,812	7,240	4,680
TOTAL FOREIGN COUNTRIES	340,022	150,878	111,142	115,532	110,684	87,86,387	18,07,037	15,05,259	17,02,579	18,16,803
Share of Bengal	70,480	55,790	16,504	19,180	21,285	9,06,629	5,05,630	3,03,855	3,52,809	3,95,232
" Bombay	109,225	49,104	40,765	45,218	44,463	11,33,680	5,68,993	5,55,370	6,45,545	6,72,626
" Sind	49,661	22,930	20,546	21,212	20,515	6,96,016	3,36,823	3,36,863	3,64,333	3,37,907
" Madras	58,171	25,244	20,025	20,366	22,590	5,22,379	2,31,256	2,37,807	2,47,626	2,81,333
" Burma	59,371	20,017	16,081	12,607	14,550	6,02,736	2,38,533	2,34,558	1,87,254	2,34,122
TOTAL	340,908	153,085	113,921	118,581	123,403	89,21,440	18,61,235	16,68,468	17,07,917	19,21,160
Gin (I. D.)—										
United Kingdom (including Channel Islands)	116,855	74,709	82,195	86,122	88,655	10,60,110	6,68,094	7,06,175	7,54,598	7,74,168
Other British Possessions	152	74	62	27	13	1,583	650	770	615	314
TOTAL BRITISH EMPIRE	116,507	74,783	82,257	86,149	88,668	10,61,693	6,68,744	7,06,945	7,55,213	7,74,482

GENERAL IMPORTS

(196)

No. 10—continued

ARTICLES, AND COUNTRIES OF CONSIGNMENT; ALSO SHARE OF EACH PROVINCE	QUANTITY					VALUE				
	1930-31	1931-32	1932-33	1933-34	1934-35	1930-31	1931-32	1932-33	1933-34	1934-35
						R	R	R	R	R
Liquors, including denatured and Perfumed Spirits—continued										
<i>Spirit—continued</i>										
<i>Gin (I. D)—contd.</i>	<i>Gals.</i>	<i>Gals.</i>	<i>Gals.</i>	<i>Gals.</i>	<i>Gals.</i>					
Netherlands	6,526	5,742	3,543	4,140	3,795	68,191	44,115	82,328	83,729	81,186
Other Foreign Countries	715	408	378	332	198	5,999	3,500	2,472	3,432	1,643
TOTAL FOREIGN COUNTRIES	10,241	6,144	3,821	4,481	3,993	74,190	47,615	84,795	42,161	82,779
<i>Share of Bengal</i>	<i>39,439</i>	<i>27,681</i>	<i>28,081</i>	<i>28,917</i>	<i>29,984</i>	<i>3,30,082</i>	<i>2,33,320</i>	<i>2,27,503</i>	<i>2,33,324</i>	<i>2,46,528</i>
.. Bombay	34,327	19,287	26,446	24,373	22,997	3,07,719	1,70,612	3,26,091	2,17,372	2,94,195
.. Sind	25,484	14,188	17,065	19,503	21,016	2,72,937	1,47,359	1,55,641	1,91,203	1,94,909
.. Madras	17,440	12,323	5,437	11,475	11,769	1,38,850	1,00,723	73,023	99,299	1,03,335
.. Burma	10,059	7,447	7,029	6,362	6,896	86,395	64,345	59,588	55,676	58,288
TOTAL	126,748	80,926	86,078	90,630	92,661	11,85,683	7,16,359	7,41,746	7,97,374	8,07,255
Liqueurs (I. D)—	Gals.	Gals.	Gals.	Gals.	Gals.					
United Kingdom (including Channel Islands)	3,475	5,047	2,376	2,876	4,457	84,432	74,245	63,467	74,748	1,18,201
British West India Islands (excluding Bahamas)	12	263	315	5,842
Other British Possessions	86	1,804	20	11	18	1,300	5,313	324	191	281
TOTAL BRITISH EMPIRE	3,561	6,851	2,396	2,899	4,738	85,732	79,558	63,811	75,249	1,24,324
Denmark	1,108	298	841	351	522	22,578	6,237	7,330	7,266	10,444
Germany	639	245	236	427	381	11,633	5,085	5,785	8,782	8,698
Netherlands	167	174	194	319	246	2,608	2,518	1,618	5,276	4,817
France	7,753	4,039	3,832	4,769	4,343	1,09,095	63,645	66,568	85,677	87,025
United States of America— Vid Atlantic Coast	476	729	637	568	497	16,070	25,799	23,753	10,043	15,584
Other Foreign Countries	825	165	172	176	228	5,719	3,128	3,169	3,319	4,549
TOTAL FOREIGN COUNTRIES	10,568	5,650	5,852	6,012	6,222	1,67,608	1,07,311	1,08,168	1,29,218	1,31,112
<i>Share of Bengal</i>	<i>7,041</i>	<i>4,892</i>	<i>4,090</i>	<i>4,462</i>	<i>5,586</i>	<i>1,41,667</i>	<i>1,16,114</i>	<i>1,07,605</i>	<i>1,12,160</i>	<i>1,55,399</i>
.. Bombay	2,532	1,356	1,127	2,054	1,910	38,343	21,224	19,168	36,792	36,803
.. Sind	2,046	923	1,516	1,939	1,168	35,186	15,297	25,312	34,976	22,997
.. Madras	800	4,573	299	499	1,483	14,025	22,295	6,412	10,163	24,968
.. Burma	1,650	753	717	557	808	24,114	12,030	13,692	10,391	18,271
TOTAL	14,069	12,601	7,748	9,511	10,980	2,53,335	1,86,870	1,71,079	2,04,462	2,55,436
Rum (I. D)—	Gals.	Gals.	Gals.	Gals.	Gals.					
United Kingdom (including Channel Islands)	4,482	3,870	1,718	1,576	1,488	38,525	42,902	14,053	15,041	13,050
Other British Possessions	59	..	15	1	50	197	30	284	40	252
TOTAL BRITISH EMPIRE	4,541	3,870	1,733	1,577	1,538	38,722	42,932	14,337	15,081	13,302
Germany	3,145	522	188	127	149	13,037	3,158	816	1,046	909
Java*	24,221	17,676	146	27,799	20,042	235	4	..
Other Foreign Countries	193	289	96	19	554	1,624	2,663	1,104	397	1,666
TOTAL FOREIGN COUNTRIES	27,559	18,487	330	146	703	42,460	25,863	2,155	1,887	2,575
<i>Share of Bengal</i>	<i>24,910</i>	<i>18,164</i>	<i>718</i>	<i>171</i>	<i>603</i>	<i>38,747</i>	<i>23,845</i>	<i>4,286</i>	<i>1,456</i>	<i>1,949</i>
.. Bombay	3,451	3,172	893	978	377	28,567	37,554	7,430	9,062	7,566
.. Sind	1,367	437	263	490	323	13,623	4,389	3,214	4,905	3,954
.. Madras	464	369	212	52	281	3,054	1,975	1,544	633	1,528
.. Burma	1,998	225	3	32	152	3,161	1,032	19	412	1,790
TOTAL	32,100	22,367	2,113	1,728	2,236	81,182	68,795	16,498	16,468	15,877

* "Java rum" not denatured before clearance; almost all this rum is ultimately denatured before issue from bond.
 The total quantity of rum cleared from bond after denaturation in 1931-32 amounted to 19,788 gallons, in 1932-33 amounted to 4,243 gallons, in 1933-34 amounted to 14,170 gallons and in 1934-35 to 7,721 gallons.

No. 10—continued

ARTICLES, AND COUNTRIES OF CONSIGNMENT; ALSO SHARE OF EACH PROVINCE	QUANTITY					VALUE				
	1930-31	1931-32	1932-33	1933-34	1934-35	1930-31	1931-32	1932-33	1933-34	1934-35
	Gals.	Gals.	Gals.	Gals.	Gals.	R	R	R	R	R
Liquors, including denatured and Perfumed Spirits—continued										
Spirit—continued										
Whisky (I. D)—										
United Kingdom (including Channel Islands)	500,276	314,320	330,792	334,519	334,674	87,40,080	52,70,300	54,62,147	50,11,756	56,70,237
Other British Possessions	61	222	133	188	88	1,669	4,165	2,376	3,056	1,930
TOTAL BRITISH EMPIRE	500,337	314,542	330,925	334,667	334,662	87,41,690	52,74,455	54,65,323	50,14,811	56,72,167
Germany	2,619	524	233	585	410	15,758	4,408	2,008	6,508	8,575
Other Foreign Countries	663	348	267	482	810	10,401	4,003	3,012	6,937	8,917
TOTAL FOREIGN COUNTRIES	3,282	872	500	1,067	1,220	26,159	8,411	5,020	13,445	17,492
Share of Bengal	171,389	113,183	112,703	114,315	120,373	28,07,759	17,97,231	17,79,999	18,56,858	19,25,067
" Bombay	117,377	62,494	79,373	73,394	74,935	20,12,336	10,42,851	13,04,057	12,16,929	12,52,773
" Sind	114,695	63,464	71,981	77,109	72,312	21,58,744	12,07,376	13,21,570	14,37,392	13,20,476
" Madras	46,955	31,317	28,989	34,517	30,103	7,35,216	4,91,147	4,41,772	5,29,220	4,75,785
" Burma	61,203	44,956	38,730	36,839	37,555	10,63,000	7,45,046	6,24,542	6,36,353	6,05,558
TOTAL	512,019	315,414	331,416	335,674	335,688	87,67,858	52,82,951	54,71,933	50,25,746	55,79,659
Spirit present in drugs, medicines, or chemicals (III. C)—										
United Kingdom (including Channel Islands)	46,421	46,358	39,404	49,133	50,695	18,98,121	14,06,143	13,08,432	15,42,649	10,01,145
Hongkong	349	317	257	269	256	27,505	20,554	14,361	14,933	8,542
Commonwealth of Australia Other British Possessions	75	27	124	55	75	4,220	770	3,428	1,125	1,821
TOTAL BRITISH EMPIRE	46,845	46,702	39,692	49,519	52,404	14,19,927	14,27,476	13,27,907	16,62,874	10,82,007
Germany	6,470	4,585	4,815	4,938	5,326	1,29,515	92,381	1,00,800	1,16,727	1,38,678
Netherlands	434	232	236	378	298	7,100	5,813	4,125	8,828	5,223
Belgium	348	173	417	850	348	8,761	4,459	11,097	22,540	8,684
France	8,375	6,639	9,092	8,798	12,139	2,07,145	1,76,894	2,89,713	2,07,539	3,68,523
Switzerland	276	682	823	832	5,813	10,384	27,414	23,331	35,300	2,09,789
Italy (including Finme)	1,299	848	1,314	1,871	1,078	25,384	16,938	24,635	22,325	24,602
China (exclusive of Hong- kong and Macao)	614	419	17	58	302	10,071	6,997	888	2,805	10,086
United States of America— Via Atlantic Coast	54,393	42,464	45,197	41,551	40,537	15,80,091	13,36,876	14,70,664	12,97,882	12,12,086
" Pacific "	17	1	440	1,422	1,311	463	24	18,823	39,660	35,408
Other Foreign Countries	424	178	236	298	211	7,502	4,014	5,551	5,044	4,851
TOTAL FOREIGN COUNTRIES	72,550	56,221	62,587	60,091	68,858	19,80,866	16,71,310	19,52,827	18,19,450	19,98,110
Share of Bengal	45,323	36,830	33,677	33,160	39,306	13,04,764	11,33,559	11,41,240	11,04,740	12,90,349
" Bombay	39,375	11,134	43,130	49,730	51,491	10,82,362	11,31,551	13,42,130	14,33,458	15,31,656
" Sind	6,144	4,797	4,035	4,033	6,075	1,70,794	1,37,467	1,14,611	1,42,168	1,64,609
" Madras	18,860	10,734	12,447	12,065	11,334	4,74,355	3,18,392	4,06,530	3,30,321	3,56,078
" Burma	12,994	9,748	9,140	10,928	10,556	3,74,618	2,50,317	2,77,223	2,21,643	2,98,786
TOTAL	119,305	102,923	102,479	110,510	119,262	34,06,763	30,98,766	32,50,734	33,82,880	36,51,077
Spirit, perfumed (III. U)—										
United Kingdom (including Channel Islands)	3,165	2,544	2,573	2,666	3,320	3,04,666	2,20,192	2,55,161	2,36,123	3,04,863
Other British Possessions	43	54	29	12	18	3,458	2,604	2,307	719	1,189
TOTAL BRITISH EMPIRE	3,208	2,598	2,602	2,678	3,338	3,08,124	2,22,796	2,57,468	2,36,842	3,06,052

GENERAL IMPORTS

(198)

No. 10—continued

ARTICLES, AND COUNTRIES OF CONSIGNMENT; ALSO SHARE OF EACH PROVINCE	QUANTITY					VALUM				
	1930-31	1931-32	1932-33	1933-34	1934-35	1930-31	1931-32	1932-33	1933-34	1934-35
						R	R	R	R	R
Liquors, including denatured and Perfumed Spirits—continued										
<i>Spirit—continued</i>										
<i>Spirit, perfumed (III. U—continued)</i>	Gals.	Gals.	Gals.	Gals.	Gals.					
Germany	2,046	3,172	1,410	2,252	2,040	1,66,924	1,02,909	83,249	1,48,935	1,76,991
Netherlands	610	519	7	24	12	13,339	14,688	247	1,222	806
Belgium	286	80	1	382	57	17,799	4,554	903	16,592	7,042
France	3,028	1,461	912	1,211	1,026	2,75,715	1,64,263	1,43,812	1,78,744	1,73,794
Other Foreign Countries	80	63	36	50	71	6,383	5,856	4,875	4,568	5,329
TOTAL FOREIGN COUNTRIES	6,050	5,245	2,366	3,919	4,106	4,85,100	3,51,770	2,32,040	3,50,081	3,63,362
<i>Share of Bengal</i>	<i>3,344</i>	<i>1,867</i>	<i>1,388</i>	<i>1,583</i>	<i>1,905</i>	<i>2,42,519</i>	<i>1,33,399</i>	<i>1,35,347</i>	<i>1,68,334</i>	<i>2,04,065</i>
" <i>Bombay</i>	<i>3,574</i>	<i>3,548</i>	<i>2,233</i>	<i>3,149</i>	<i>3,424</i>	<i>2,67,697</i>	<i>2,52,176</i>	<i>1,89,648</i>	<i>2,85,584</i>	<i>3,11,463</i>
" <i>Sind</i>	<i>671</i>	<i>708</i>	<i>232</i>	<i>333</i>	<i>307</i>	<i>55,181</i>	<i>61,359</i>	<i>39,470</i>	<i>55,483</i>	<i>93,549</i>
" <i>Madras</i>	<i>855</i>	<i>733</i>	<i>369</i>	<i>422</i>	<i>413</i>	<i>56,226</i>	<i>44,002</i>	<i>27,717</i>	<i>35,867</i>	<i>38,517</i>
" <i>Burma</i>	<i>1,714</i>	<i>937</i>	<i>696</i>	<i>305</i>	<i>396</i>	<i>1,71,682</i>	<i>89,630</i>	<i>95,934</i>	<i>1,11,635</i>	<i>1,11,330</i>
TOTAL	10,158	7,813	4,963	6,897	7,445	7,93,304	5,80,566	4,88,114	6,88,903	7,59,414
Denatured—										
Imported direct (III. E)—	Gals.	Gals.	Gals.	Gals.	Gals.					
TOTAL BRITISH EMPIRE	125	76	..	1	..	1,313	490	..	9	6
TOTAL FOREIGN COUNTRIES	3,821	3,356	..
<i>Share of Bengal</i>	<i>..</i>	<i>30</i>	<i>..</i>	<i>3,775</i>	<i>..</i>	<i>..</i>	<i>197</i>	<i>..</i>	<i>2,828</i>	<i>..</i>
" <i>Bombay</i>	<i>8</i>	<i>..</i>	<i>..</i>	<i>..</i>	<i>..</i>	<i>57</i>	<i>..</i>	<i>..</i>	<i>4</i>	<i>..</i>
" <i>Sind</i>	<i>111</i>	<i>40</i>	<i>..</i>	<i>40</i>	<i>..</i>	<i>1,231</i>	<i>261</i>	<i>..</i>	<i>528</i>	<i>..</i>
" <i>Madras</i>	<i>7</i>	<i>6</i>	<i>..</i>	<i>1</i>	<i>..</i>	<i>25</i>	<i>32</i>	<i>..</i>	<i>5</i>	<i>..</i>
" <i>Burma</i>	<i>..</i>	<i>..</i>	<i>..</i>	<i>..</i>	<i>1</i>	<i>..</i>	<i>..</i>	<i>..</i>	<i>..</i>	<i>6</i>
TOTAL	125	76	..	3,822	1	1,313	490	..	3,365	6
Denatured at Custom House immediately on arrival before clearance (III. E)—	Gals.	Gals.	Gals.	Gals.	Gals.					
TOTAL BRITISH EMPIRE	6	44	121	..	898	6	103	836	..	1,307
Java	1,116,414	1,050,284	856,667	513,307	410,748	11,64,835	9,88,642	8,00,886	6,98,469	5,49,650
United States of America— Via Atlantic Coast	917	1,942	..	455	2,289	3,937	7,571	..	1,417	7,261
Other Foreign Countries	20	51
TOTAL FOREIGN COUNTRIES	1,117,331	1,052,246	856,667	513,762	413,032	11,68,772	9,96,264	8,00,886	6,98,886	5,56,911
<i>Share of Bengal</i>	<i>531,593</i>	<i>443,328</i>	<i>349,626</i>	<i>89,303</i>	<i>63,221</i>	<i>5,09,947</i>	<i>3,90,721</i>	<i>2,88,960</i>	<i>73,216</i>	<i>52,593</i>
" <i>Bombay</i>	<i>367,158</i>	<i>394,663</i>	<i>316,537</i>	<i>325,347</i>	<i>271,610</i>	<i>4,22,188</i>	<i>3,93,711</i>	<i>3,30,012</i>	<i>5,23,292</i>	<i>4,25,037</i>
" <i>Sind</i>	<i>65,714</i>	<i>54,719</i>	<i>23,389</i>	<i>24,723</i>	<i>18,630</i>	<i>69,327</i>	<i>55,521</i>	<i>27,072</i>	<i>34,909</i>	<i>27,320</i>
" <i>Madras</i>	<i>76,333</i>	<i>82,266</i>	<i>75,757</i>	<i>22,410</i>	<i>7,721</i>	<i>83,449</i>	<i>77,349</i>	<i>74,992</i>	<i>19,238</i>	<i>7,694</i>
" <i>Burma</i>	<i>78,990</i>	<i>77,315</i>	<i>85,499</i>	<i>51,574</i>	<i>52,246</i>	<i>85,367</i>	<i>78,565</i>	<i>80,186</i>	<i>44,271</i>	<i>45,078</i>
TOTAL	1,117,337	1,052,206	856,788	513,762	413,423	11,68,772	9,96,307	8,01,222	6,94,886	5,56,218
Total Spirit, denatured (III. E)—	Gals.	Gals.	Gals.	Gals.	Gals.					
TOTAL BRITISH EMPIRE	132	120	121	1	897	1,319	593	836	9	1,313
Java	1,116,414	1,050,284	856,657	517,082	410,743	11,64,835	9,88,642	8,00,886	6,96,297	5,49,650
United States of America— Via Atlantic Coast	917	1,942	..	455	2,289	3,937	7,571	..	1,417	7,261
Other Foreign Countries	20	..	46	51	..	528	..
TOTAL FOREIGN COUNTRIES	1,117,331	1,052,246	856,657	517,583	413,032	11,68,772	9,96,264	8,00,886	6,98,242	5,56,911

No. 10—continued

ARTICLES, AND COUNTRIES OF CONSIGNMENT; ALSO SHARE OF EACH PROVINCE	QUANTITY					VALUE				
	1930-31	1931-32	1932-33	1933-34	1934-35	1930-31	1931-32	1932-33	1933-34	1934-35
Liquors, including denatured and Perfumed Spirits—continued										
Spirit—continued										
Total Spirit denatured (III. B)— continued	Gals.	Gals.	Gals.	Gals.	Gals.	Rs.	Rs.	Rs.	Rs.	Rs.
Share of Bengal	631,693	443,358	349,026	93,378	63,321	6,09,947	3,90,918	2,88,960	70,044	53,594
„ Bombay	367,166	394,662	316,537	325,247	271,610	4,32,245	3,93,711	3,30,012	5,23,206	4,26,037
„ Sind	65,826	54,759	29,369	24,774	18,630	70,558	56,182	37,072	35,437	27,320
„ Madras	76,839	82,272	76,757	22,411	7,721	83,474	77,381	74,992	19,293	7,694
„ Burma	75,990	77,315	85,499	51,574	52,247	83,887	78,865	80,186	44,271	46,081
TOTAL	1,117,463	1,052,366	856,788	517,584	413,429	11,70,001	9,96,857	8,01,222	6,98,251	5,68,224
Other sorts (I. D)—	Gals.	Gals.	Gals.	Gals.	Gals.					
United Kingdom (including Channel Islands)	18,161	14,037	13,794	13,024	16,830	7,12,837	5,46,421	5,66,114	5,20,140	6,50,047
Ceylon (excluding Maldives)	2,643	266	322	9,722	1,161	16	9	980
Hongkong	8,694	870	691	473	615	23,749	5,358	4,098	2,975	4,631
Other British Possessions	136	115	9	106	260	1,061	1,593	338	8,078	4,504
TOTAL BRITISH EMPIRE	24,684	15,288	14,494	13,603	18,027	7,48,269	5,54,538	5,70,566	5,26,202	6,60,162
Germany	1,047	851	766	1,146	1,850	27,535	21,711	15,714	82,713	49,377
Netherlands	4,542	1,338	812	745	673	71,438	49,656	27,983	24,582	26,158
France	455	268	270	288	864	10,130	8,012	7,226	11,587	11,556
Italy (including Flume)	97	89	40	110	67	2,370	639	2,285	5,403	8,791
China (exclusive of Hong- kong and Macao)	3,465	2,497	1,035	798	925	26,994	18,025	7,885	5,951	5,372
United States of America— Via Atlantic Coast	1,193	1,040	1,195	1,108	1,777	40,372	34,315	47,949	33,047	60,213
„ Pacific „	1	49	12	2	..	54	2,515	466	117
Other Foreign Countries	8,059	663	139	4,361	298	4,870	2,371	1,179	5,230	5,897
TOTAL FOREIGN COUNTRIES	18,858	6,747	4,306	8,561	5,951	1,34,259	1,34,806	1,12,217	1,18,979	1,62,481
Share of Bengal	5,948	3,990	3,417	3,322	3,301	1,40,505	1,07,523	1,09,918	94,534	91,313
„ Bombay	7,913	6,675	7,301	6,633	1,775	2,95,311	2,36,146	2,70,626	2,43,388	3,30,585
„ Sind	4,331	3,601	3,493	4,004	5,458	1,68,827	1,40,118	1,37,410	1,43,714	1,73,773
„ Madras	10,008	3,137	1,731	1,849	2,782	1,44,079	90,153	71,947	65,317	91,371
„ Burma	10,239	5,683	3,352	7,458	4,762	1,33,306	1,14,759	92,882	92,678	1,36,260
TOTAL	38,542	22,035	18,800	22,164	23,978	9,32,523	6,89,339	6,62,783	6,46,161	8,22,643
Total Spirit—	Gals.	Gals.	Gals.	Gals.	Gals.					
United Kingdom (including Channel Islands)	708,220	463,125	475,501	492,618	603,002	1,25,13,255	88,07,537	84,44,078	89,48,735	92,17,314
Ceylon (excluding Maldives)	2,735	422	186	176	1,153	11,327	4,179	3,229	2,904	7,931
Straits Settlements	540	239	118	107	54	12,008	4,593	3,463	3,591	1,866
Hongkong	4,048	1,192	948	743	874	51,298	25,090	18,972	17,965	13,285
British West India Islands (excluding Bahamas)	54	95	393	143	3,127	9,135
Commonwealth of Australia	12	1,755	154	523	1,703	412	4,680	3,093	8,859	45,310
Other British Possessions	97	227	284	165	303	2,115	4,550	5,058	2,473	3,799
TOTAL BRITISH EMPIRE	715,701	466,960	477,139	494,432	507,487	1,25,90,558	83,51,785	84,77,838	89,81,619	92,99,140
Denmark	1,158	370	424	517	600	23,425	7,705	3,784	10,820	12,005
Germany	36,415	15,855	11,263	12,445	13,687	4,70,354	3,28,235	2,45,799	3,39,876	3,94,719
Netherlands	16,871	3,924	4,377	5,379	7,110	1,78,091	1,21,094	67,010	80,614	75,358
Belgium	688	241	504	1,348	451	27,885	10,172	13,100	40,629	16,900
France	339,267	156,335	121,361	127,559	184,097	42,25,009	21,76,738	20,75,925	22,16,747	24,15,529
Switzerland	296	639	816	832	5,313	11,308	27,716	23,575	35,806	2,09,769

GENERAL IMPORTS

(200)

No. 10—continued

ARTICLES, AND COUNTRIES OF CONSIGNMENT; ALSO SHARE OF EACH PROVINCE	QUANTITY					VALUE				
	1930-31	1931-32	1932-33	1933-34	1934-35	1930-31	1931-32	1932-33	1933-34	1934-35
						R	R	R	R	R
Liquors, including denatured and Perfumed Spirits—continued										
Spirits—concluded										
Total Spirit—continued	Gals.	Gals.	Gals.	Gals.	Gals.					
Italy (including Flume)	1,984	1,246	1,491	2,108	1,269	36,847	22,839	28,019	30,587	30,490
Java	1,144,357	1,068,632	856,861	521,323	410,745	12,00,045	10,10,503	8,01,960	7,00,303	5,49,687
China (exclusive of Hong-kong and Macao)	4,090	3,028	1,056	873	1,227	37,383	20,520	8,432	9,884	15,504
United States of America—										
V ⁶ Atlantic Coast	56,939	46,248	47,056	43,707	45,128	16,45,874	14,08,861	15,46,625	13,54,813	12,98,045
" Pacific "	17	2	489	1,435	1,313	463	88	16,354	40,490	35,633
Other Foreign Countries	724	470	519	816	840	12,007	9,263	9,727	13,055	17,081
TOTAL FOREIGN COUNTRIES	1,602,301	1,302,490	1,047,172	718,842	621,775	78,71,851	51,50,478	48,45,569	48,73,013	50,71,625
Share of Bengal	399,859	684,445	549,204	298,088	285,064	64,22,619	44,91,839	49,98,606	39,99,793	43,71,394
" Bombay	684,445	681,321	516,305	530,774	480,482	55,82,160	39,04,613	42,44,520	46,16,336	47,72,564
" Sind	270,274	166,307	148,644	154,502	146,303	36,41,866	21,06,160	21,61,063	24,39,661	23,39,074
" Madras	228,246	170,742	147,906	103,656	88,981	91,71,565	13,74,824	13,40,744	13,38,629	13,31,737
" Burma	235,178	167,135	161,752	126,254	123,432	26,44,179	16,24,397	14,78,524	14,10,313	15,05,996
TOTAL	2,318,002	1,769,450	1,624,311	1,213,274	1,129,262	2,04,62,409	1,36,01,758	1,33,22,487	1,38,54,632	1,43,70,765
Wines—										
Champagne and other sparkling wines (L. D)—										
United Kingdom (including Channel Islands)	1,610	1,322	1,245	944	1,355	43,167	37,912	37,730	26,720	38,239
Other British Possessions	23	113	64	96	188	914	2,084	868	1,474	2,149
TOTAL BRITISH EMPIRE	1,633	1,435	1,299	1,040	1,543	44,081	39,996	38,598	28,194	36,388
Germany	1,201	549	778	1,146	704	21,118	9,170	16,542	20,980	14,499
Netherlands	1,010	444	444	632	914	16,385	7,161	7,181	9,192	16,836
Belgium	3,595	1,516	1,808	2,544	1,588	1,17,166	44,378	54,537	75,946	47,539
France	12,305	6,746	5,381	10,232	13,271	8,64,267	2,11,496	1,66,539	3,21,117	4,00,384
Other Foreign Countries	342	80	114	146	155	6,090	1,161	1,607	1,783	2,199
TOTAL FOREIGN COUNTRIES	18,454	9,329	8,525	14,700	16,632	5,25,026	2,78,366	2,46,406	4,29,018	4,80,507
Share of Bengal	7,314	4,340	3,227	5,160	6,301	1,32,606	1,20,046	89,327	1,43,814	1,67,294
" Bombay	6,363	3,797	3,316	4,130	4,942	1,54,749	79,112	99,859	1,17,133	1,42,184
" Sind	3,948	1,826	1,370	4,091	3,903	1,40,615	66,745	42,057	1,27,519	1,34,733
" Madras	1,332	1,093	807	1,417	1,559	37,802	29,346	23,912	40,324	37,393
" Burma	9,060	708	1,108	942	1,470	53,652	17,811	30,842	28,422	44,285
TOTAL	30,087	10,764	9,824	15,740	18,175	5,69,107	3,13,862	2,85,004	4,57,212	5,16,895
Port (L. D)—										
United Kingdom (including Channel Islands)	19,392	12,720	12,120	12,544	12,686	2,59,342	1,64,862	1,48,944	1,51,927	1,58,574
Gibraltar	296	55	100	94	90	5,036	999	1,598	1,449	1,838
Other British Possessions	76	12	214	140	61	557	201	1,359	576	965
TOTAL BRITISH EMPIRE	19,764	12,787	12,434	12,778	12,827	2,64,935	1,66,062	1,52,906	1,53,952	1,58,877
France	691	340	568	216	6	9,366	2,345	3,232	3,479	200
Spain	1,209	123	212	244	247	6,082	1,871	1,942	1,583	2,652
Portugal (including Azores and Madeira)	8,218	6,443	5,987	6,338	6,817	88,884	58,616	60,108	65,060	67,240
Other Foreign Countries	492	488	820	940	589	4,277	4,371	2,658	3,397	5,491
TOTAL FOREIGN COUNTRIES	10,685	7,288	7,085	7,788	7,961	1,08,059	67,208	67,040	78,519	78,789

No. 10—continued

ARTICLES, AND COUNTRIES OF CONSIGNMENT; ALSO SHARE OF EACH PROVINCE	QUANTITY					VALUE				
	1930-31	1931-32	1932-33	1933-34	1934-35	1930-31	1931-32	1932-33	1933-34	1934-35
						₹	₹	₹	₹	₹
Liquors, including denatured and Fogromed Spirits—continued										
Wines—continued										
Port (I. D)—continued	Gals.	Gals.	Gals.	Gals.	Gals.					
Share of Bengal	3,643	6,716	6,184	6,273	6,363	1,08,217	84,111	72,162	74,387	74,493
" Bombay	7,720	4,189	5,481	5,855	5,336	92,447	44,081	62,172	62,261	60,159
" Sind	5,755	3,801	3,939	4,504	4,288	85,437	49,283	47,635	59,836	52,817
" Madras	5,946	3,788	2,731	2,944	3,381	53,440	36,552	23,406	24,581	30,478
" Burma	2,465	1,582	1,184	940	1,370	33,453	19,258	14,961	11,406	15,879
TOTAL	30,329	20,075	19,619	20,516	20,788	8,72,994	2,23,265	2,20,386	2,32,471	2,34,666
Still red wine, other than port (I. D)—	Gals.	Gals.	Gals.	Gals.	Gals.					
United Kingdom (including Channel Islands)	12,842	8,820	9,606	3,781	8,592	1,16,667	66,212	82,363	71,369	75,086
Other British Possessions	804	589	1,144	1,112	1,286	3,952	3,004	6,280	5,898	5,159
TOTAL BRITISH EMPIRE	13,646	9,409	10,750	9,843	9,878	1,20,619	69,216	88,643	77,267	80,245
Germany	9,419	1,711	2,374	2,898	2,405	24,796	10,126	14,211	16,968	18,584
Netherlands	1,025	649	425	1,394	1,094	9,218	5,884	4,872	14,730	13,249
Belgium	671	128	281	856	580	11,985	1,888	3,088	8,112	5,658
France	8,024	7,157	4,866	5,294	4,404	65,142	44,556	48,402	46,050	41,216
Spain	9,689	10,809	7,967	8,909	7,688	26,732	27,478	19,257	30,555	19,701
Portugal (including Azores and Madeira)	1,011	854	1,056	1,267	1,080	8,908	3,989	2,484	5,086	5,492
Italy (including Fiume)	2,517	1,191	2,208	1,182	1,119	20,288	8,166	15,401	8,818	8,800
Other Foreign Countries	231	209	401	161	185	1,684	1,809	2,494	961	1,204
TOTAL FOREIGN COUNTRIES	27,187	22,708	19,578	21,061	19,105	1,63,748	1,02,796	1,05,109	1,21,880	1,08,494
Share of Bengal	6,623	6,509	5,405	6,186	5,300	68,243	38,217	39,630	41,918	42,433
" Bombay	13,977	11,178	13,008	13,437	10,362	1,00,041	62,356	75,179	73,939	68,375
" Sind	2,227	1,324	1,313	1,398	1,537	27,744	11,375	13,547	18,104	16,614
" Madras	3,313	7,324	5,867	6,046	6,117	40,615	29,852	31,788	36,432	33,890
" Burma	9,693	5,882	4,735	4,837	5,167	57,726	29,715	34,008	29,754	34,838
TOTAL	40,883	32,117	30,328	31,804	28,983	2,84,367	1,72,012	1,93,762	1,99,147	1,88,649
Sherry, Madeira and Marsala (I. D)—	Gals.	Gals.	Gals.	Gals.	Gals.					
United Kingdom (including Channel Islands)	20,076	15,764	15,917	21,084	20,345	3,89,877	2,49,597	2,48,263	3,36,958	3,05,786
Gibraltar	2,008	703	1,098	1,504	2,156	35,043	12,858	14,512	18,204	23,016
Other British Possessions	58	108	327	6	61	860	2,458	2,010	114	1,055
TOTAL BRITISH EMPIRE	22,142	16,575	17,342	23,144	22,562	3,75,780	2,64,903	2,59,785	3,55,276	3,34,857
Spain	2,992	4,250	3,589	6,138	11,040	33,857	45,990	50,558	79,489	1,07,890
Portugal (including Azores and Madeira)	72	84	230	103	390	959	671	3,504	2,432	5,761
Other Foreign Countries	1,262	887	409	857	1,047	9,346	6,411	5,009	6,410	7,837
TOTAL FOREIGN COUNTRIES	4,326	5,221	4,312	7,158	12,477	48,662	53,042	59,066	88,331	1,21,508

ARTICLES, AND COUNTRIES OF CONSIGNMENT; ALSO SHARE OF EACH PROVINCE	QUANTITY					VALUE				
	1930-31	1931-32	1932-33	1933-34	1934-35	1930-31	1931-32	1932-33	1933-34	1934-35
Liquors, including denatured and Perfumed Spirits—continued						R	R	R	R	R
Wines—continued										
Sherry, Madeira and Marsala (L. D)—continued	Gals.	Gals.	Gals.	Gals.	Gals.					
Share of Bengal	8,069	7,894	7,339	10,046	11,281	1,20,783	1,12,914	1,04,353	1,51,053	1,64,475
" Bombay	3,092	6,074	6,579	8,668	9,749	1,17,050	84,932	95,473	1,14,389	1,35,505
" Sind	5,391	3,722	4,592	6,940	7,944	1,17,028	68,148	69,950	1,07,403	1,29,407
" Madras	3,299	3,064	1,907	3,135	4,018	47,339	85,165	86,075	42,213	44,641
" Burma	1,110	1,034	1,335	1,614	2,047	17,242	15,785	22,999	27,649	41,908
TOTAL	26,461	21,786	21,652	30,802	35,039	4,19,442	3,17,945	3,18,850	4,43,007	5,15,836
Still white wines, other than Sherry, Madeira and Marsala (L. D)—	Gals.	Gals.	Gals.	Gals.	Gals.					
United Kingdom (including Channel Islands)	501	340	606	837	1,071	5,835	4,173	7,917	9,443	18,490
Other British Possessions	91	100	59	68	87	850	433	557	869	870
TOTAL BRITISH EMPIRE	592	440	665	905	1,158	6,685	4,606	8,474	10,312	14,360
Germany	1,018	686	1,147	1,380	1,462	11,306	7,551	13,097	15,287	19,980
Netherlands	1,018	652	679	784	1,388	14,872	7,729	8,861	9,862	13,200
France	7,339	3,878	3,645	5,124	4,488	62,839	32,899	33,869	47,313	48,969
Spain	2,588	2,118	1,749	1,470	2,436	7,488	6,347	6,161	5,150	8,038
Other Foreign Countries	857	778	950	903	1,288	8,979	6,112	6,076	6,645	10,328
TOTAL FOREIGN COUNTRIES	12,645	8,112	6,170	9,661	11,112	1,05,434	60,638	68,068	84,257	1,05,510
Share of Bengal	3,783	1,478	1,760	1,920	1,858	23,322	14,724	19,400	21,814	23,742
" Bombay	3,376	2,690	3,399	3,187	4,944	34,993	21,670	29,312	29,131	42,490
" Sind	2,954	1,593	1,374	2,078	2,334	36,194	16,143	13,173	26,183	29,169
" Madras	421	952	641	1,306	1,090	3,039	3,562	4,139	7,516	8,977
" Burma	2,503	1,334	1,661	1,525	2,044	12,571	9,145	10,013	9,925	15,602
TOTAL	13,437	6,552	6,335	10,616	12,270	1,12,169	65,244	76,537	94,569	1,19,870
Other sorts (including Vermouth and Ginger wine) (L. D)—	Gals.	Gals.	Gals.	Gals.	Gals.					
United Kingdom (including Channel Islands)	8,928	5,481	5,480	6,063	6,164	82,508	51,679	51,689	56,582	55,188
Other British Possessions	83	63	58	56	46	1,161	702	608	463	388
TOTAL BRITISH EMPIRE	9,011	5,544	5,538	6,119	6,210	83,669	52,381	52,297	57,045	55,576
Germany	1,461	694	..	99	557	14,960	2,343	2	739	1,736
Netherlands	254	72	254	1,204	..	1,470	522	1,379	6,854
France	65,462	42,542	43,332	38,510	32,802	3,62,318	2,49,065	2,92,531	2,62,427	2,52,294
Italy (including Trieste)	36,401	21,457	25,396	24,602	20,298	2,14,211	1,20,275	1,60,130	1,66,058	1,34,262
Other Foreign Countries	1,497	1,359	674	611	2,105	4,333	5,376	3,465	4,798	5,543
TOTAL FOREIGN COUNTRIES	105,821	65,886	69,674	62,176	56,765	5,95,878	3,78,529	4,56,940	4,39,501	4,01,239
Share of Bengal	29,732	23,121	20,836	17,603	18,337	1,61,347	1,23,178	1,27,399	1,11,137	1,23,312
" Bombay	26,902	12,315	16,704	16,017	15,667	1,50,093	75,278	1,03,104	1,01,208	1,12,810
" Sind	23,244	14,492	20,298	19,605	12,739	2,06,133	1,07,148	1,62,376	1,69,23	1,11,374
" Madras	19,801	14,503	10,669	9,978	11,711	1,03,004	83,251	65,863	65,279	72,153
" Burma	10,153	6,949	8,496	8,092	4,492	33,980	42,080	45,314	46,369	36,216
TOTAL	114,882	71,880	75,212	68,295	62,966	6,79,547	4,30,910	5,08,987	4,93,546	4,56,865

No. 10—continued

ARTICLES, AND COUNTRIES OF CONSIGNMENT; ALSO SHARE OF EACH PROVINCE	QUANTITY					VALUE				
	1930-31	1931-32	1932-33	1933-34	1934-35	1930-31	1931-32	1932-33	1933-34	1934-35
						R	R	R	R	R
<i>Liquors, including denatured and Perfumed Spirits—continued</i>										
<i>Wines—concluded</i>										
<i>Total Wines—</i>	<i>Gals.</i>	<i>Gals.</i>	<i>Gals.</i>	<i>Gals.</i>	<i>Gals.</i>					
United Kingdom (including Channel Islands)	63,349	44,387	44,974	50,803	50,203	8,47,896	5,74,435	5,71,006	6,52,099	6,89,868
Gibraltar	2,852	758	1,232	1,598	2,246	40,354	18,852	16,933	19,653	29,554
Commonwealth of Australia	427	520	1,162	1,059	982	1,972	3,166	7,322	6,483	4,209
Other British Possessions	653	465	608	409	737	6,047	5,711	4,032	2,911	6,378
TOTAL BRITISH EMPIRE	66,781	46,130	48,026	53,879	54,168	8,95,769	5,97,164	6,00,193	6,82,046	6,79,304
Germany	7,426	8,828	6,524	6,089	5,716	74,712	82,846	45,235	57,732	56,836
Netherlands	3,821	2,362	1,942	3,797	6,210	45,711	25,044	24,166	42,212	60,478
Belgium	4,439	1,739	2,195	8,934	2,306	1,32,005	47,549	58,799	88,456	54,917
France	95,877	60,882	57,941	57,499	55,069	8,68,108	5,43,229	5,41,877	6,81,172	7,45,868
Spain	17,968	15,452	14,368	17,039	23,448	78,836	85,478	81,223	1,07,768	2,02,562
Portugal (including Azores and Madeira)	9,485	7,502	7,357	7,904	5,596	94,664	63,535	66,870	74,294	80,816
Italy (including Fiume)	39,552	23,170	28,092	26,430	21,860	2,41,364	1,32,397	1,79,462	1,82,111	1,48,234
Other Foreign Countries	730	643	922	652	844	6,461	5,496	5,592	4,761	5,287
TOTAL FOREIGN COUNTRIES	179,298	118,544	117,344	123,394	124,063	15,41,857	9,35,574	10,08,223	12,38,506	13,52,477
Share of Bengal	64,964	50,987	44,580	47,137	49,940	5,64,419	4,93,192	4,51,262	5,45,023	5,96,088
.. Bombay	65,450	39,343	48,545	49,194	51,050	6,49,373	3,67,926	4,70,599	4,93,061	5,55,468
.. Sind	49,919	26,863	33,186	39,716	32,765	6,15,141	3,18,820	3,48,633	5,08,568	4,62,904
.. Madras	39,569	30,724	32,822	25,426	27,376	2,35,090	2,19,229	1,74,173	2,15,345	2,27,137
.. Burma	27,936	17,987	16,467	15,760	16,590	2,33,803	1,33,571	1,58,744	1,53,555	1,90,179
TOTAL	246,079	164,674	165,370	177,273	178,221	24,37,826	15,32,788	16,03,416	19,20,552	20,31,781
<i>Total Liquors—</i>	<i>Gals.</i>	<i>Gals.</i>	<i>Gals.</i>	<i>Gals.</i>	<i>Gals.</i>					
United Kingdom (including Channel Islands)	3,796,524	3,937,836	3,974,512	2,736,407	2,816,113	1,07,74,961	1,33,01,770	1,40,27,178	1,41,68,718	1,44,54,140
Gibraltar	2,386	752	1,234	1,598	2,246	40,750	18,087	16,933	19,658	32,874
Malta and Gozo	2	1,475	6,901	3,069	1,075	8	2,342	14,426	4,627	1,783
Ceylon (excluding Maldives)	3,045	562	162	247	1,936	13,403	5,129	3,509	8,329	11,422
Straits Settlements	907	479	334	550	3,843	15,523	6,226	5,181	4,119	9,668
Hongkong	4,134	1,203	948	839	882	51,698	26,050	16,987	19,230	18,364
British West India Islands (excluding Bahamas)	54	95	303	143	2,127	9,135
Commonwealth of Australia	11,478	10,312	10,782	12,924	15,956	39,082	32,594	36,769	46,324	66,700
Other British Possessions	220	986	1,501	1,147	2,084	2,321	9,684	9,988	6,529	9,227
TOTAL BRITISH EMPIRE	3,818,750	3,003,617	2,998,424	2,756,920	2,843,278	1,99,38,389	1,38,97,782	1,41,32,016	1,42,70,161	1,46,24,973

GENERAL IMPORTS

(204)

No. 10—continued

ARTICLES, AND COUNTRIES OF CONSIGNMENT; ALSO SHARE OF EACH PROVINCE	QUANTITY					VALUE				
	1930-31	1931-32	1932-33	1933-34	1934-35	1930-31	1931-32	1932-33	1933-34	1934-35
Liquors, including denatured and Perfumed Spirits—concluded										
Total Liquors—continued										
	Gals.	Gals.	Gals.	Gals.	Gals.	R.	R.	R.	R.	R.
Sweden	362	71	1,987	1,054	750	1,388	1,426	7,023	2,481	4,834
Denmark	15,853	24,906	22,426	23,423	35,139	60,640	69,351	62,643	68,086	97,198
Germany	942,277	574,276	523,449	334,172	364,822	304,260	18,43,488	17,23,624	14,57,851	14,31,963
Netherlands	389,429	362,770	249,030	317,080	424,364	9,66,416	7,92,762	6,87,179	7,70,044	10,01,205
Belgium	21,013	40,613	16,360	14,473	12,421	2,06,220	1,40,005	1,14,729	1,58,006	1,00,834
France	435,194	218,185	180,073	185,173	180,167	50,94,067	27,22,911	26,22,708	23,98,286	31,60,886
Spain	18,066	18,513	14,404	17,198	23,496	80,243	66,467	81,933	1,09,051	2,03,964
Portugal (including Azores and Madeira)	9,761	7,633	7,480	7,985	8,745	98,883	64,325	67,267	75,018	82,422
Switzerland	304	799	829	832	5,313	11,363	27,983	23,741	35,300	2,09,769
Italy (including Fiume)	42,934	30,876	30,760	29,453	23,363	2,81,007	1,69,194	2,10,023	2,14,497	1,79,221
Austria	1,195	13,053	1,315	636	183	2,834	25,464	4,801	4,810	3,666
Czechoslovakia	471	1,120	1,618	2,012	95	1,499	2,659	4,566	6,525	449
Java	1,144,698	1,068,334	857,054	521,326	410,760	12,01,557	10,11,350	8,02,860	7,00,462	5,49,732
China (exclusive of Hongkong and Macao)	4,116	3,091	2,577	10,629	11,029	37,595	26,736	10,012	20,337	28,508
Japan	279,959	260,069	416,563	626,306	483,937	4,65,658	3,83,072	4,44,908	5,09,896	5,27,173
United States of America—										
Via Atlantic Coast	56,940	46,536	47,056	43,830	46,851	16,45,577	14,10,929	15,46,825	13,55,277	13,04,367
" Pacific "	67	2	489	1,440	2,370	727	88	16,354	40,498	30,340
Other Foreign Countries	1,050	1,074	1,622	676	978	3,385	4,025	6,853	6,604	5,916
TOTAL FOREIGN COUNTRIES	3,363,694	2,662,424	2,416,792	2,088,498	2,669,082	1,32,37,624	87,38,465	84,39,134	84,27,548	89,31,516
Share of Bengal	2,068,019	1,603,254	1,522,067	1,170,026	1,242,749	94,74,412	67,95,349	64,56,305	61,35,731	67,26,826
" Bombay	2,192,479	1,366,141	1,808,667	1,729,197	1,636,610	59,67,253	64,52,170	69,59,888	71,97,188	74,28,052
" Sind	1,186,739	842,271	813,722	806,676	854,689	63,26,427	38,11,707	38,49,336	42,83,268	42,25,763
" Madras	897,367	678,899	671,177	600,781	631,527	35,66,784	24,63,840	24,63,288	24,93,136	26,14,003
" Burma	927,340	675,435	599,533	543,733	496,785	48,41,137	31,92,881	28,41,333	26,98,336	25,61,846
TOTAL	7,182,444	5,666,041	5,415,216	4,855,418	4,912,360	3,31,76,018	2,20,86,247	2,25,70,150	2,26,97,709	2,35,56,439
Machinery and Millwork—										
Prime-movers other than electrical—										
Locomotives (including those for railways)—										
Oil Engines (H.P.)—	No.	No.	No.	No.	No.					
United Kingdom (including Channel Islands)	28	28	29	17	27	1,34,727	1,56,587	1,65,167	49,272	1,60,951
Denmark	1	6,456
Germany	1	4	..	2	..	5,236	24,480	..	488	..
Belgium	2	11,876
United States of America—										
Via Atlantic Coast	4	6	107	6,186	2,224	4,250
Other Foreign Countries	1	1	4,643	600
TOTAL FOREIGN COUNTRIES	7	10	..	2	13	22,471	26,764	..	488	16,725
Share of Bengal	18	16	16	16	36	63,336	93,159	1,06,256	21,537	1,62,966
" Bombay	11	12	6	1	..	73,938	73,032	48,891	6,082	..
" Sind	6	3	..	1	4	14,324	9,678	..	1,566	14,710
" Madras	1	3	914	7,018
" Burma	1	..	1	1,074	..	10,676	..
TOTAL	36	38	29	19	40	1,67,198	1,63,851	1,65,167	49,760	1,77,075

No. 10—continued

ARTICLES, AND COUNTRIES OF CONSIGNMENT; ALSO SHARE OF EACH PROVINCE	QUANTITY					VALUE				
	1930-31	1931-32	1932-33	1933-34	1934-35	1930-31	1931-32	1932-33	1933-34	1934-35
						R	R	R	R	R
<i>Machinery and Millwork—continued</i>										
<i>Prime-movers other than electrical—continued</i>										
<i>Locomotives (including those for railways)—continued</i>										
Parts of oil engines (III. J)— United Kingdom (including Channel Islands)	—	—	—	—	—	23,367	51,664	24,566	70,539	91,096
Other British Possessions	—	—	—	—	—	1,892
TOTAL BRITISH EMPIRE	—	—	—	—	—	23,367	51,664	24,566	70,539	92,978
United States of America— Via Atlantic Coast	—	—	—	—	—	768	3,254	12,922	1,472	865
Other Foreign Countries	—	—	—	—	—	4,050	4,611	361	1,426	1,088
TOTAL FOREIGN COUNTRIES	—	—	—	—	—	4,818	7,865	13,283	2,898	1,953
<i>Share of Bengal</i>	—	—	—	—	—	20,210	31,351	25,019	65,050	78,100
„ <i>Bombay</i>	—	—	—	—	—	622	10,963	10,613	4,905	..
„ <i>Sind</i>	—	—	—	—	—	7,324	11,268	255	3,298	15,254
„ <i>Madras</i>	—	—	—	—	—	29	..	869	..	1,007
„ <i>Burma</i>	—	—	—	—	—	..	5,447	1,093	184	..
TOTAL	—	—	—	—	—	28,186	60,620	37,849	78,437	94,961
Steam engines (III. J)— United Kingdom (including Channel Islands)	No. 82	No. 38	No. 20	No. 12	No. 19	6,94,836	4,51,052	1,79,030	74,178	1,51,837
Straits Settlements	2	9,347
TOTAL BRITISH EMPIRE	82	38	22	12	19	6,94,836	4,51,052	1,88,377	74,178	1,51,837
Denmark	1	6,460
Germany	5	8	8	15	2	38,800	28,288	9,248	1,909	20,778
Other Foreign Countries	1	4,725
TOTAL FOREIGN COUNTRIES	5	4	8	15	3	38,800	34,748	9,248	1,909	25,498
<i>Share of Bengal</i>	28	6	13	18	14	2,56,078	30,728	1,20,793	16,930	1,13,216
„ <i>Bombay</i>	32	27	8	9	1	2,36,197	3,34,606	62,937	60,152	2,349
„ <i>Sind</i>	..	3	2	..	7	..	24,424	14,548	..	65,920
„ <i>Madras</i>	20	5	1,88,938	39,067
„ <i>Burma</i>	7	1	2	46,922	6,971	9,347
TOTAL	87	42	25	27	22	7,28,135	4,85,795	1,97,620	76,082	1,77,856
Parts of steam engines (III. J)— United Kingdom (including Channel Islands)	—	—	—	—	—	5,09,690	3,76,184	4,32,954	3,06,927	5,16,306
Other British Possessions	—	—	—	—	—	401	636	829
TOTAL BRITISH EMPIRE	—	—	—	—	—	5,09,690	3,76,184	4,33,355	3,07,563	5,17,132
Sweden	—	—	—	—	—	..	1,864	26,611
Germany	—	—	—	—	—	9,292	39,895	50,296	8,506	11,291
Belgium	—	—	—	—	—	15,518	6,965	369	1,208	..
Italy (including Flume)	—	—	—	—	—	..	1,197	10,975
Czechoslovakia	—	—	—	—	—	5,103	..	20,084
United States of America— Via Atlantic Coast	—	—	—	—	—	32,848	4,490	18,088	2,469	55,137
„ <i>Pacific</i>	—	—	—	—	—	..	1,985
Other Foreign Countries	—	—	—	—	—	519	8,092	400
TOTAL FOREIGN COUNTRIES	—	—	—	—	—	47,972	68,888	74,251	12,243	1,34,148

GENERAL IMPORTS

(206)

No. 10—continued

ARTICLES, AND COUNTRIES OF CONSIGNMENT; ALSO SHARE OF EACH PROVINCE	QUANTITY					VALUE				
	1930-31	1931-32	1932-33	1933-34	1934-35	1930-31	1931-32	1932-33	1933-34	1934-35
Machinery and Millwork—continued						R	R	R	R	R
Prime-movers (other than electric)—continued										
Locomotives (including those for railways)—continued										
Parts of steam engines (III. J)—contd.										
Share of Bengal	—	—	—	—	—	1,82,868	1,23,538	3,59,365	1,75,341	4,04,716
„ Bombay	—	—	—	—	—	1,78,153	2,60,344	1,18,327	1,35,493	2,04,396
„ Sind	—	—	—	—	—	59,019	49,600	24,361	7,598	34,327
„ Madras	—	—	—	—	—	88,954	3,546	5,553	1,374	..
„ Burma	—	—	—	—	—	1,17,690	23,047	7,341
TOTAL	—	—	—	—	—	5,57,662	4,40,072	5,07,606	3,19,806	6,51,250
Railway locomotive engines and tenders and parts (III. J)—										
United Kingdom (including Channel Islands)	—	—	—	—	—	94,62,486	40,53,435	25,51,419	33,62,444	34,08,021
Straits Settlements	—	—	—	—	—	1,001	3,175	4,600	5,660	10,894
Other British Possessions	—	—	—	—	—	1,172
TOTAL BRITISH EMPIRE	—	—	—	—	—	94,64,659	40,56,610	25,56,019	33,68,104	35,08,915
Sweden	—	—	—	—	—	24,978	79,272	52,004	65,654	49,386
Denmark	—	—	—	—	—	10,224	..	45	..	590
Germany	—	—	—	—	—	27,87,308	14,91,788	3,02,224	2,81,954	2,37,200
Netherlands	—	—	—	—	—	28,723	19,027	15,266	..	1,265
Belgium	—	—	—	—	—	2,03,796	7,10,784	1,10,336	1,53,024	2,25,782
France	—	—	—	—	—	2,448	8,513	2,488	30,390	34,999
Italy (including Fiume)	—	—	—	—	—	1,01,779	2,71,419	20,346	55,386	1,31,393
Czechoslovakia	—	—	—	—	—	7,298	16,192	10,348	9,033	5,447
Hungary	—	—	—	—	—	12,187	..	33,427	78,812	19,264
United States of America—Vid Atlantic Coast	—	—	—	—	—	3,94,979	1,20,915	59,769	2,26,647	79,828
„ Pacific „	—	—	—	—	—	2,369	240	..
Other Foreign Countries	—	—	—	—	—	..	61	4,233	..	925
TOTAL FOREIGN COUNTRIES	—	—	—	—	—	35,79,720	27,11,366	6,12,895	9,07,005	7,86,084
Share of Bengal	—	—	—	—	—	57,54,841	24,64,624	7,54,659	12,75,135	15,47,346
„ Bombay	—	—	—	—	—	43,80,364	14,55,858	14,48,712	17,19,313	15,09,015
„ Sind	—	—	—	—	—	4,30,969	12,42,236	4,12,852	4,91,769	1,31,668
„ Madras	—	—	—	—	—	25,78,305	16,05,908	5,52,691	7,38,477	11,05,473
„ Burma	—	—	—	—	—	1,600
TOTAL	—	—	—	—	—	1,30,44,379	67,63,476	31,68,014	42,75,190	42,94,999
Others (III. J)—										
United Kingdom (including Channel Islands)	—	—	—	—	—	73,229	14,146	77,212	90,628	1,64,884
Other British Possessions	—	—	—	—	—	812	..	299
TOTAL BRITISH EMPIRE	—	—	—	—	—	73,229	14,146	77,224	90,628	1,64,688
Denmark	—	—	—	—	—	1,009	57,138
Belgium	—	—	—	—	—	9,884	..	1,096	..	12,281
United States of America—Vid Atlantic Coast	—	—	—	—	—	18,038	8,928	8,852	28,717	11,867
„ Pacific „	—	—	—	—	—	856	..
Other Foreign Countries	—	—	—	—	—	778	788	4,350	162	1,051
TOTAL FOREIGN COUNTRIES	—	—	—	—	—	26,704	9,661	9,898	29,235	32,332
Share of Bengal	—	—	—	—	—	6,392	250	1,022	26,551	14,399
„ Bombay	—	—	—	—	—	1,018	..	1,621	1,678	186
„ Sind	—	—	—	—	—	2,041
„ Madras	—	—	—	—	—	92,683	22,296	28,137	51,009	1,91,315
„ Burma	—	—	—	—	—	..	1,262	54,101	40,625	41,213
TOTAL	—	—	—	—	—	99,983	23,807	86,922	1,19,868	2,47,015

No. 10—continued

ARTICLES, AND COUNTRIES OF CONSIGNMENT, ALSO SHARE OF EACH PROVINCE	QUANTITY					VALUE				
	1930-31	1931-32	1932-33	1933-34	1934-35	1930-31	1931-32	1932-33	1933-34	1934-35
	No.	No.	No.	No.	No.	Rs.	Rs.	Rs.	Rs.	Rs.
Machinery and Millwork—continued										
<i>Prime-movers (other than electrical)—continued</i>										
Other than locomotives—										
Gas Engines (III. J)—										
United Kingdom (including Channel Islands)	83	9	16	22	20	1,50,620	28,722	57,769	37,137	70,160
Other British Possessions	..	1	1	..	2	..	426	148	..	2,971
TOTAL BRITISH EMPIRE	83	10	16	22	22	1,50,620	29,148	57,917	37,137	73,131
Germany	4	8	1	..	1	1,504	5,664	6,258	..	1,600
United States of America—										
Via Atlantic Coast	38	21	10	9	6	7,652	40,728	6,609	8,390	62,176
„ Pacific	8	1	..	1	..	17,801	100	..	80	..
Other Foreign Countries	2	6	178	2,136
TOTAL FOREIGN COUNTRIES	45	31	11	10	7	27,235	48,518	12,707	8,470	63,776
Share of Bengal	6	17	19	13	20	7,181	16,349	35,937	7,634	1,03,097
„ Bombay	14	2	1	2	2	5,748	1,817	766	6,543	4,697
„ Sind	19	1	1	5	..	48,636	919	10,732	4,740	..
„ Madras	19	10	9	5	3	41,473	23,313	6,406	6,780	2,479
„ Burma	21	11	4	7	4	80,717	36,276	16,843	14,905	26,654
TOTAL	78	41	27	32	29	1,77,745	77,667	70,684	40,607	1,36,927
Parts of Gas Engines (III. J)—										
United Kingdom (including Channel Islands)	65,806	62,328	56,557	56,694	15,808
Ceylon (excluding Maldives)	5,991	2,461
Other British Possessions	4,145	8,662	4,760	..	852
TOTAL BRITISH EMPIRE	69,951	65,990	61,317	62,685	18,126
Germany	1,266	..	505	50	14,140
United States of America—										
Via Atlantic Coast	10,750	1,82,880	4,699	1,090	2,806
„ Pacific	925	254	..	4,693	..
Other Foreign Countries	166	844
TOTAL FOREIGN COUNTRIES	12,941	1,83,300	5,164	5,743	17,290
Share of Bengal	9,002	31,402	19,134	40,862	2,926
„ Bombay	12,654	8,326	2,483	9,277	2,924
„ Sind	352	3,406	531	1,663	759
„ Madras	80,086	11,691	28,863	8,539	11,804
„ Burma	40,669	1,94,446	15,430	8,187	16,948
TOTAL	62,692	2,49,290	66,461	68,428	25,426
Oil Engines (III. J)—										
United Kingdom (including Channel Islands)	2,539	1,418	1,601	1,607	2,093	55,61,938	81,17,094	29,76,610	33,39,146	48,21,318
Ceylon (excluding Maldives)	1	3	14	2	6	10,000	890	9,932	2,114	6,517
Straits Settlements	..	1	1	..	7,521	600
Other British Possessions	1	1	1	..	8	1,000	186	550	..	1,628
TOTAL BRITISH EMPIRE	2,541	1,418	1,616	1,609	2,108	55,93,078	81,25,641	29,86,292	33,41,260	49,30,313

ARTICLES AND COUNTRIES OF CONSIGNMENT; ALSO SHARE OF EACH PROVINCE	QUANTITY					VALUE				
	1930-31	1931-32	1932-33	1933-34	1934-35	1930-31	1931-32	1932-33	1933-34	1934-35
	No.	No.	No.	No.	No.	R	R	R	R	R
Machinery and Millwork—continued										
Prime-movers (other than electrical)—continued										
Other than locomotives—continued										
Oil Engines (III. J)—continued										
Sweden	54	24	8	7	17	1,13,138	14,415	9,058	9,356	28,654
Germany	195	116	245	256	246	3,00,718	4,04,423	3,14,801	4,24,107	8,41,570
Netherlands	1	1	2	6,564	1,570	28,477
Belgium	33	37	31	21	16	1,64,758	1,79,399	32,698	35,569	20,567
France	30	19	11	9	5	16,128	23,451	4,099	6,392	5,276
Switzerland	7	5	30	12	16	85,952	60,011	1,81,435	85,640	85,721
Italy (including Fiume)	18	22	4	3	5	1,32,305	1,36,752	9,676	14,309	24,950
Austria	8	7	3	3	1	4,339	78,423	6,278	10,152	3,023
Czechoslovakia	1	2	12,680	7,713	..
Japan	38	11	5	21	8	19,885	2,992	748	5,024	4,353
United States of America—										
Via Atlantic Coast	576	91	62	90	74	2,29,675	29,718	22,666	24,506	31,654
" Pacific "	1	170	..
Other Foreign Countries	10	7	2	2	1	3,853	1,898	1,093	3,111	722
TOTAL FOREIGN COUNTRIES	969	339	403	428	391	11,60,781	9,31,485	6,02,591	6,27,769	10,69,966
Share of Bengal	699	413	433	474	516	14,35,749	9,56,344	6,62,393	7,92,313	12,55,048
" Bombay	1,277	761	1,167	1,074	1,332	21,94,306	13,34,036	17,06,171	18,23,699	21,19,732
" Sind	249	130	162	128	141	7,61,027	3,04,067	4,28,496	3,41,473	4,66,165
" Madras	1,031	563	330	353	487	18,01,908	9,17,791	6,10,263	7,90,506	8,50,723
" Burma	244	70	97	68	119	5,80,369	2,94,333	1,51,556	2,20,033	7,08,597
TOTAL	3,500	1,757	2,219	2,127	2,494	67,53,859	40,57,126	35,83,888	39,69,029	54,00,284
Parts of oil engines (III. J)—										
United Kingdom (including Channel Islands)	—	—	—	—	—	12,06,487	3,47,899	9,60,106	9,63,156	11,06,765
Ceylon (excluding Maldives)	—	—	—	—	—	2,117	4,365	9,659	6,495	4,784
Other British Possessions	—	—	—	—	—	1,380	918	683	454	868
TOTAL BRITISH EMPIRE	—	—	—	—	—	13,00,434	8,53,182	9,70,448	9,70,105	11,11,940
Sweden	—	—	—	—	—	27,157	21,885	15,660	10,310	9,232
Germany	—	—	—	—	—	1,56,829	95,491	73,997	93,376	1,49,174
Netherlands	—	—	—	—	—	5,194	..	7,343	3,029	253
Belgium	—	—	—	—	—	17,619	28,686	85,724	16,463	14,127
France	—	—	—	—	—	16,670	2,529	4,181	15,003	20,514
Switzerland	—	—	—	—	—	47,163	33,331	30,193	16,043	28,102
Italy (including Fiume)	—	—	—	—	—	1,72,692	53,756	35,336	35,572	13,309
Austria	—	—	—	—	—	1,770	600	53	12,055	1,044
United States of America—										
Via Atlantic Coast	—	—	—	—	—	70,144	23,754	19,663	29,335	32,222
" Pacific "	—	—	—	—	—	1,902	4,056	3,580	1,031	5,319
Other Foreign Countries	—	—	—	—	—	1,193	4,649	1,286	635	7,000
TOTAL FOREIGN COUNTRIES	—	—	—	—	—	5,18,333	2,75,227	2,23,116	2,32,402	2,81,236
Share of Bengal	—	—	—	—	—	6,26,636	2,94,332	3,22,760	3,12,363	3,87,237
" Bombay	—	—	—	—	—	6,22,379	4,30,331	4,33,861	4,95,070	5,37,967
" Sind	—	—	—	—	—	1,28,726	1,01,344	1,13,142	1,40,962	1,64,210
" Madras	—	—	—	—	—	2,65,523	2,22,016	2,50,473	1,64,633	1,99,714
" Burma	—	—	—	—	—	1,74,604	67,997	72,323	39,694	1,44,043
TOTAL	—	—	—	—	—	13,18,772	11,26,419	11,96,504	12,02,567	13,93,226

No. 10—continued

ARTICLES, AND COUNTRIES OF CONSIGNMENT; ALSO SHARE OF EACH PROVINCE	QUANTITY					VALUE				
	1930-31	1931-32	1932-33	1933-34	1934-35	1930-31	1931-32	1932-33	1933-34	1934-35
Machinery and Millwork—continued										
Prime-movers (other than electrical)—continued						R	R	R	R	R
Other than locomotives— continued	No.	No.	No.	No.	No.					
Steam Engines (III. J)—										
United Kingdom (including Channel Islands)	119	62	34	112	64	9,44,191	5,31,512	2,06,987	5,91,798	3,16,123
Sweden	1	1	10,708	5,140
Germany	5	18	71,914	91,643	..
Netherlands	14	1,88,258	..
Belgium	2	16	1,00,654	1,30,562	..
Switzerland	1	21,511
Italy (including Fiume)	2	66,711
Czechoslovakia	7	53,782	..
United States of America— Vid Atlantic Coast	4	2	1	8,051	1,990	4,234
TOTAL FOREIGN COUNTRIES .	7	3	8	56	1	96,303	12,593	1,77,708	4,69,825	4,234
Share of Bengal	54	19	16	47	28	3,37,034	1,55,707	77,387	2,39,409	1,50,189
" Bombay	27	23	19	58	15	3,26,739	2,77,874	2,52,613	3,63,420	1,02,388
" Sind	10	4	2	55	7	1,10,148	19,863	33,153	4,42,744	23,783
" Madras	3	6	4	4	4	52,457	44,485	12,731	14,224	27,131
" Burma	32	13	3	3	11	2,08,116	30,176	8,311	1,826	16,866
TOTAL	126	65	42	167	65	10,40,404	5,44,105	3,84,695	10,61,623	3,20,357
Parts of Steam Engines (III. J)—										
United Kingdom (including Channel Islands)	—	—	—	—	—	12,95,437	5,19,425	3,64,650	8,19,558	3,82,008
Other British Possessions .	—	—	—	—	—	2,272	2,883	2,147	1,017	210
TOTAL BRITISH EMPIRE . . .	—	—	—	—	—	12,97,709	5,22,308	3,66,806	3,20,573	3,82,213
Sweden	—	—	—	—	—	81	2,408	3,648	250	39,872
Germany	—	—	—	—	—	4,122	9,498	13,096	18,094	26,562
Belgium	—	—	—	—	—	5,641	5,232	13,589	11,434	60,825
France	—	—	—	—	—	15,449	..	1,413	1,201	1,089
Switzerland	—	—	—	—	—	17,573	84	979	..	796
Italy (including Fiume) . . .	—	—	—	—	—	1,107	4,058	7,802	..	2,442
United States of America— Vid Atlantic Coast	—	—	—	—	—	35,057	36,117	3,858	7,610	15,639
" Pacific "	—	—	—	—	—	1,124
Other Foreign Countries . .	—	—	—	—	—	5,365	2,367	1,864	5,758	3,624
TOTAL FOREIGN COUNTRIES .	—	—	—	—	—	85,519	59,764	46,250	44,356	1,20,560
Share of Bengal	—	—	—	—	—	3,93,502	2,05,220	88,563	1,17,483	1,53,170
" Bombay	—	—	—	—	—	2,75,691	2,27,426	2,36,720	1,83,220	3,09,613
" Sind	—	—	—	—	—	7,022	3,995	5,534	15,750	6,322
" Madras	—	—	—	—	—	1,41,974	70,269	69,562	5,520	12,023
" Burma	—	—	—	—	—	65,038	70,162	22,332	12,556	21,718
TOTAL	—	—	—	—	—	13,83,228	5,32,072	4,13,056	3,44,923	5,02,872
Others (III. J)—										
United Kingdom (including Channel Islands)	—	—	—	—	—	11,00,458	5,29,000	69,630	3,68,750	7,48,823
Other British Possessions . .	—	—	—	—	—	..	208	150
TOTAL BRITISH EMPIRE . . .	—	—	—	—	—	11,00,458	5,29,208	69,630	3,68,750	7,48,973

GENERAL IMPORTS

(210)

No. 10—continued

ARTICLES, AND COUNTRIES OF CONSIGNMENT; ALSO SHARE OF EACH PROVINCE	QUANTITY					VALUE				
	1930-31	1931-32	1932-33	1933-34	1934-35	1930-31	1931-32	1932-33	1933-34	1934-35
Machinery and Millwork—continued										
Prime-movers (other than electrical)—concluded						R	R	R	R	R
Other than locomotives—concluded										
Others (III. J)—continued										
U. S. S. R.—Northern	—	—	—	—	—	25,900
Sweden	—	—	—	—	—	206	82,952	11,926	..	2,432
Germany	—	—	—	—	—	21,577	5,509	48,155	10,018	5,493
Switzerland	—	—	—	—	—	3,41,265	4,85,025	1,851	69,061	2,11,528
Italy (including Fiume)	—	—	—	—	—	..	28,318
United States of America—Via Atlantic Coast	—	—	—	—	—	24,988	2,316	916	343	3,500
Other Foreign Countries	—	—	—	—	—	536	496	266	4,615	..
TOTAL FOREIGN COUNTRIES	—	—	—	—	—	4,14,561	5,05,216	62,614	84,932	2,23,148
Share of Bengal	—	—	—	—	—	9,45,690	9,28,177	63,161	4,25,384	9,65,413
„ Bombay	—	—	—	—	—	5,25,675	74,726	49,472	180	2,855
„ Madras	—	—	—	—	—	31,372	29,656	19,511	22,005	2,193
„ Burma	—	—	—	—	—	12,232	1,925	..	6,113	1,661
TOTAL	—	—	—	—	—	15,15,019	10,34,484	1,32,244	4,53,682	9,72,121
Electrical machinery of all kinds, not including instruments, apparatus, appliances and parts thereof—										
Control and Switch gear (III. J)—										
United Kingdom (including Channel Islands)	—	—	—	—	—	38,54,546	29,91,866	21,69,294	10,79,420	32,59,978
Other British Possessions	—	—	—	—	—	2,589	508	1,400	516	118
TOTAL BRITISH EMPIRE	—	—	—	—	—	38,57,132	29,92,372	21,70,694	10,79,936	32,60,091
Denmark	—	—	—	—	—	5,774
Sweden	—	—	—	—	—	15,508	67,431	35,759	32,503	33,856
Germany	—	—	—	—	—	1,63,205	2,06,261	1,21,491	1,29,820	2,39,101
Netherlands	—	—	—	—	—	6,607	11,570	9,090	62,078	52,485
Belgium	—	—	—	—	—	11,978	6,898	1,433	1,751	17,322
Switzerland	—	—	—	—	—	2,517	8,007	6,709	14,582	18,599
Italy (including Fiume)	—	—	—	—	—	4,883	6,534	7,619	4,762	9,388
Austria	—	—	—	—	—	260	21,415	245	7,500	5,207
Czechoslovakia	—	—	—	—	—	..	9,323	749	1,301	..
United States of America—Via Atlantic Coast	—	—	—	—	—	5,15,608	1,93,675	2,06,915	1,78,593	2,91,133
„ Pacific „	—	—	—	—	—	2,574
Other Foreign Countries	—	—	—	—	—	1,575	948	2,428	7,068	3,812
TOTAL FOREIGN COUNTRIES	—	—	—	—	—	7,22,137	5,37,950	4,82,438	4,41,158	6,48,291
Share of Bengal	—	—	—	—	—	19,11,814	9,99,631	8,43,372	7,33,223	14,57,866
„ Bombay	—	—	—	—	—	10,63,330	11,51,535	6,13,661	7,71,222	10,36,233
„ Sind	—	—	—	—	—	7,94,527	3,37,008	7,27,354	2,54,312	2,44,644
„ Madras	—	—	—	—	—	5,46,689	4,91,041	3,37,789	4,97,677	9,76,480
„ Burma	—	—	—	—	—	2,62,909	5,59,299	1,39,958	1,14,660	1,93,069
TOTAL	—	—	—	—	—	45,79,240	35,29,422	26,53,132	24,21,994	39,08,292
Generators, Alternators and Dynamos (III. J)—										
United Kingdom (including Channel Islands)	—	—	—	—	—	38,08,979	34,89,468	16,93,716	8,63,235	12,72,931
Other British Possessions	—	—	—	—	—	4,286	3,970	940	1,940	436
TOTAL BRITISH EMPIRE	—	—	—	—	—	38,13,265	34,93,438	16,94,656	8,65,175	12,73,367

No. 10—continued

ARTICLES, AND COUNTRIES OF CONSIGNMENT; ALSO SHARE OF EACH PROVINCE	QUANTITY					VALUE				
	1930-31	1931-32	1932-33	1933-34	1934-35	1930-31	1931-32	1932-33	1933-34	1934-35
Machinery and Millwork—continued										
<i>Electrical machinery of all kinds, not including instruments, apparatus, appliances and parts thereof—continued</i>						R	R	R	R	R
<i>Generators Alternators, and Dynamos (III. J)—continued</i>										
Sweden	—	—	—	—	—	3,183	1,65,394	44,844	95,730	47,642
Germany	—	—	—	—	—	1,74,075	8,09,253	1,19,892	1,43,040	2,17,313
Netherlands	—	—	—	—	—	868	56,840	4,908	25,815	3,766
Belgium	—	—	—	—	—	33,627	1,985	469	2,419	2,201
France	—	—	—	—	—	5,570	1,118	13,886
Switzerland	—	—	—	—	—	4,321	4,824	2,858	20,689	13,407
Italy (including Fiume)	—	—	—	—	—	29,108	21,307	9,112	2,515	5,953
Hungary	—	—	—	—	—	612	5,221	4,425
Austria	—	—	—	—	—	15,326	6,601	3,321	18,479	15,006
Czechoslovakia	—	—	—	—	—	..	27,449	..	3,719	..
United States of America—										
<i>Via Atlantic Coast</i>	—	—	—	—	—	1,17,513	5,09,135	64,793	1,07,125	54,577
" Pacific "	—	—	—	—	—	644
Other Foreign Countries	—	—	—	—	—	60	4,702	2,033
TOTAL FOREIGN COUNTRIES	—	—	—	—	—	3,88,599	11,04,401	2,51,453	4,20,454	3,81,564
<i>Share of Bengal</i>	—	—	—	—	—	26,73,010	21,14,131	3,39,060	4,33,999	3,89,377
" Bombay	—	—	—	—	—	7,32,380	7,67,189	5,46,483	4,35,482	7,56,135
" Sind	—	—	—	—	—	4,13,115	12,90,399	1,43,131	70,045	1,05,510
" Madras	—	—	—	—	—	2,26,472	3,45,830	3,52,061	3,16,704	3,23,507
" Burma	—	—	—	—	—	1,46,887	99,227	60,324	38,399	80,303
TOTAL	—	—	—	—	—	41,96,864	45,97,886	19,46,109	12,94,829	16,64,931
Motors (III. J)—										
United Kingdom (including Channel Islands)	—	—	—	—	—	84,88,401	22,62,713	15,64,571	16,69,948	20,64,493
Ceylon (excluding Maldives)	—	—	—	—	—	1,552	135	2,602	5,592	..
Other British Possessions	—	—	—	—	—	3,537	1,305	2,211	3,317	..
TOTAL BRITISH EMPIRE	—	—	—	—	—	84,93,490	22,64,653	15,69,384	16,83,857	20,64,493
Sweden	—	—	—	—	—	78,000	59,811	1,08,151	7,03,067	1,06,687
Denmark	—	—	—	—	—	703	3,903	18,500	9,452	30,324
Germany	—	—	—	—	—	2,56,682	2,57,627	2,59,194	2,88,629	6,71,093
Netherlands	—	—	—	—	—	13,867	40,362	13,326	19,314	16,737
Belgium	—	—	—	—	—	17,049	49,733	13,836	37,174	34,666
France	—	—	—	—	—	10,542	6,739	5,776	24,309	27,772
Switzerland	—	—	—	—	—	23,264	34,081	32,438	1,60,144	41,153
Italy (including Fiume)	—	—	—	—	—	39,253	16,743	11,053	1,20,975	23,923
Czechoslovakia	—	—	—	—	—	5,110	30
Austria	—	—	—	—	—	24,044	14,156	15,707	9,974	47,760
Japan	—	—	—	—	—	..	900	333	3,289	1,385
United States of America—										
<i>Via Atlantic Coast</i>	—	—	—	—	—	4,58,009	2,42,768	3,55,746	1,59,073	4,27,068
" Pacific "	—	—	—	—	—	..	187	1,999
Other Foreign Countries	—	—	—	—	—	..	817	104	3,613	3,461
TOTAL FOREIGN COUNTRIES	—	—	—	—	—	9,22,112	7,27,377	8,35,223	9,54,323	14,37,559
<i>Share of Bengal</i>	—	—	—	—	—	23,55,303	19,20,246	12,85,050	9,49,322	17,36,345
" Bombay	—	—	—	—	—	9,28,013	3,74,616	7,31,346	10,41,078	11,65,436
" Sind	—	—	—	—	—	1,23,483	1,15,601	90,425	34,033	1,51,733
" Madras	—	—	—	—	—	7,34,236	3,72,341	2,12,633	4,36,203	3,01,401
" Burma	—	—	—	—	—	2,14,567	4,09,226	56,103	66,944	96,637
TOTAL	—	—	—	—	—	44,15,602	29,92,030	24,04,607	20,38,130	35,02,053

GENERAL IMPORTS

(212)

No. 10—continued

ARTICLES, AND COUNTRIES OF CONSIGNMENT: ALSO SHARE OF EACH PROVINCE	QUANTITY					VALUE				
	1930-31	1931-32	1932-33	1933-34	1934-35	1930-31	1931-32	1932-33	1933-34	1934-35
Machinery and Millwork—continued										
<i>Electrical machinery of all kinds, not including instruments, apparatus, appliances and parts thereof—continued</i>						R	R	R	R	R
Transformers (III. J)—										
United Kingdom (including Channel Islands)	—	—	—	—	—	11,31,804	7,01,554	14,04,802	9,04,083	10,41,206
Other British Possessions	—	—	—	—	—	..	4,122
TOTAL BRITISH EMPIRE	—	—	—	—	—	11,31,804	7,05,676	14,04,802	9,04,083	10,41,206
Sweden	—	—	—	—	—	29,287	17,380	25,065	59,942	77,014
Norway	—	—	—	—	—	14,422	1,527	..
Germany	—	—	—	—	—	98,223	55,100	29,457	40,177	31,700
Netherlands	—	—	—	—	—	12,207	6,254	3,152	65	..
Belgium	—	—	—	—	—	7,612	17,921	9,986	1,776	20,400
Switzerland	—	—	—	—	—	59,539	6,537	106	3,707	9,056
Italy (including Fiume)	—	—	—	—	—	13,884	20,404	7,181	1,534	8,232
Austria	—	—	—	—	—	1,173	20,904	..	1,731	21,537
Czechoslovakia	—	—	—	—	—	..	14,036
United States of America—Vid Atlantic Coast	—	—	—	—	—	2,53,341	2,64,180	3,28,422	1,89,221	73,887
Other Foreign Countries	—	—	—	—	—	4,005	420	190	..	883
TOTAL FOREIGN COUNTRIES	—	—	—	—	—	4,03,788	4,29,135	4,03,565	2,90,680	2,48,929
Share of Bengal	—	—	—	—	—	5,96,003	1,31,998	1,19,494	2,41,274	4,17,359
" Bombay	—	—	—	—	—	4,39,212	2,44,551	2,54,596	4,67,125	3,67,558
" Sind	—	—	—	—	—	1,28,381	3,29,294	12,41,962	1,33,705	1,09,913
" Madras	—	—	—	—	—	3,76,284	3,23,010	2,27,131	3,53,526	3,66,793
" Burma	—	—	—	—	—	85,707	55,958	54,854	8,083	37,529
TOTAL	—	—	—	—	—	16,25,587	11,34,811	18,98,367	12,03,713	12,00,145
Turbo-generating sets (III. J)—										
United Kingdom (including Channel Islands)	—	—	—	—	—	2,34,832	2,57,581	3,27,088	1,69,938	2,02,833
Sweden	—	—	—	—	—	2,908	..	15,303	3,137	92,317
Norway	—	—	—	—	—	5,490
Germany	—	—	—	—	—	1,598	97,598	..	7,968	45,273
Belgium	—	—	—	—	—	64,786	67,049	4,294	..	401
Switzerland	—	—	—	—	—	38,212
Italy (including Fiume)	—	—	—	—	—	8,867	17,782	..	2,755	..
United States of America—Vid Atlantic Coast	—	—	—	—	—	4,027	2,208	67,825	..	16,642
" Pacific "	—	—	—	—	—	937	..
Other Foreign Countries	—	—	—	—	—	733
TOTAL FOREIGN COUNTRIES	—	—	—	—	—	82,180	1,84,681	1,31,193	14,797	1,54,410
Share of Bengal	—	—	—	—	—	9,330	3,877	..	1,44,045	69,859
" Bombay	—	—	—	—	—	12,914	1,27,203	2,18,715	12,231	2,35,973
" Sind	—	—	—	—	—	7,534	75,278
" Madras	—	—	—	—	—	92,225	..	5,143
" Burma	—	—	—	—	—	2,02,543	3,11,132	2,34,368	20,922	43,154
TOTAL	—	—	—	—	—	3,17,012	4,42,212	4,68,221	1,84,735	4,17,249
Others (III. J)—										
United Kingdom (including Channel Islands)	—	—	—	—	—	56,89,897	58,08,997	48,40,273	30,16,255	42,77,070
Ceylon (excluding Maldives)	—	—	—	—	—	3,720	25,940	6,346	7,511	11,828
Canada—	—	—	—	—	—
Vid Atlantic Coast	—	—	—	—	—	44,765	1,12,082	1,07,920	50,000	13,832

No. 10—continued

ARTICLES, AND COUNTRIES OF CONSIGNMENT; ALSO SHARE OF EACH PROVINCE	QUANTITY					VALUE				
	1930-31	1931-32	1932-33	1933-34	1934-35	1930-31	1931-32	1932-33	1933-34	1934-35
Machinery and Millwork—continued										
<i>Electrical machinery of all kinds, not including instruments, apparatus, appliances and parts thereof—continued</i>						R	R	R	R	R
Others (III. J)—continued										
Commonwealth of Australia	—	—	—	—	—	8,511	930	..	777	2,788
Other British Possessions	—	—	—	—	—	1,228	820	572	2,899	1,309
TOTAL BRITISH EMPIRE	—	—	—	—	—	56,90,141	54,42,919	62,15,129	80,77,581	43,06,839
Sweden	—	—	—	—	—	17,381	83,561	60,084	1,74,668	1,66,144
Denmark	—	—	—	—	—	3,882	11,029	1,994	1,849	17,226
Poland (including Danzig)	—	—	—	—	—	..	15,959
Germany	—	—	—	—	—	9,80,782	5,79,721	5,06,899	4,70,903	9,28,022
Netherlands	—	—	—	—	—	14,561	7,682	7,384	27,991	1,979
Belgium	—	—	—	—	—	2,62,106	2,80,522	71,115	26,054	74,275
France	—	—	—	—	—	34,919	8,072	16,054	63,209	1,21,979
Switzerland	—	—	—	—	—	10,512	21,733	7,317	7,958	5,962
Italy (including Fiume)	—	—	—	—	—	58,642	81,367	42,354	34,748	83,997
Austria	—	—	—	—	—	36,777	9,111	2,833	22,795	31,090
Hungary	—	—	—	—	—	14,785	..
Czechoslovakia	—	—	—	—	—	33,167	9,121	12,004	3,261	6,702
Iraq	—	—	—	—	—	11,000
Japan	—	—	—	—	—	1,723	844	3,089	7,717	35,720
United States of America—										
<i>Via Atlantic Coast</i>	—	—	—	—	—	15,48,228	24,14,806	4,70,593	10,60,536	3,26,066
" Pacific "	—	—	—	—	—	37,383	12,189	368	3,924	1,085
Other Foreign Countries	—	—	—	—	—	..	1,656	40	549	830
TOTAL FOREIGN COUNTRIES	—	—	—	—	—	30,04,968	34,86,868	12,12,973	19,21,043	13,11,497
<i>Share of Bengal</i>	—	—	—	—	—	1,41,006	1,06,788	54,899	59,143	4,51,715
" Bombay	—	—	—	—	—	15,35,554	10,54,087	10,24,468	20,37,650	25,67,400
" Sind	—	—	—	—	—	25,35,749	44,68,198	33,53,945	11,96,666	12,40,218
" Madras	—	—	—	—	—	35,33,585	30,03,864	16,21,647	15,22,718	17,85,190
" Burma	—	—	—	—	—	9,65,210	3,06,850	3,43,114	1,33,298	93,807
TOTAL	—	—	—	—	—	87,64,104	89,29,787	62,28,093	49,99,474	61,18,330
Total value of Electrical machinery of all kinds, not including instruments, apparatus, appliances and parts thereof—										
United Kingdom (including Channel Islands)	—	—	—	—	—	1,81,59,459	1,50,07,176	1,20,80,744	86,02,820	1,21,78,517
Ceylon (excluding Maldives)	—	—	—	—	—	6,162	26,085	8,048	15,043	11,822
Straits Settlements	—	—	—	—	—	7,639	5,785	2,020	3,435	636
Canada—										
<i>Via Atlantic Coast</i>	—	—	—	—	—	47,414	1,12,212	1,60,329	51,093	12,822
" Pacific "	—	—	—	—	—	4,376	..
Commonwealth of Australia	—	—	—	—	—	8,511	4,762	1,603	860	2,788
Other British Possessions	—	—	—	—	—	1,479	620	100	2,784	802
TOTAL BRITISH EMPIRE	—	—	—	—	—	1,82,29,664	1,51,56,636	1,22,71,744	86,80,470	1,22,08,822
Sweden	—	—	—	—	—	1,46,171	3,48,577	2,93,806	4,60,047	5,24,260
Norway	—	—	—	—	—	14,404	..	5,409	1,527	269
Denmark	—	—	—	—	—	4,585	14,932	20,494	15,134	54,067
Poland (including Danzig)	—	—	—	—	—	..	15,959
Germany	—	—	—	—	—	16,74,565	15,05,560	10,36,938	10,86,742	21,24,007
Netherlands	—	—	—	—	—	48,200	1,22,708	86,860	1,35,883	54,967
Belgium	—	—	—	—	—	3,97,155	4,24,092	1,01,133	69,174	1,49,265
France	—	—	—	—	—	55,869	16,702	22,478	85,080	1,64,504
Switzerland	—	—	—	—	—	1,00,153	76,187	87,640	2,07,080	86,747
Italy (including Fiume)	—	—	—	—	—	1,79,685	1,84,627	77,319	1,67,289	1,86,443

GENERAL IMPORTS

(214)

No. 10—continued

ARTICLES, AND COUNTRIES OF CONSIGNMENT: ALSO SHARE OF EACH PROVINCE	QUANTITY					VALUE				
	1930-31	1931-32	1932-33	1933-34	1934-35	1930-31	1931-32	1932-33	1933-34	1934-35
Machinery and Millwork—continued										
<i>Electrical machinery of all kinds, not including Instruments, apparatus, appliances, and parts thereof—concluded</i>						R	R	R	R	R
<i>Total value of Electrical machinery of all kinds, not including Instruments, apparatus, appliances and parts thereof—continued</i>										
Austria	—	—	—	—	—	78,180	78,187	22,216	60,479	1,21,500
Hungary	—	—	—	—	—	—	..	716	26,738	7,126
Czechoslovakia	—	—	—	—	—	33,167	59,928	12,753	13,391	6,782
Iraq	—	—	—	—	—	..	250	..	106	11,275
Japan	—	—	—	—	—	2,444	2,322	6,402	18,407	43,181
United States of America—										
Via Atlantic Coast	—	—	—	—	—	28,95,814	36,31,272	15,84,294	16,04,548	11,93,373
,, Pacific ,,	—	—	—	—	—	37,333	12,376	3,006	4,861	3,039
Other Foreign Countries	—	—	—	—	—	9	1,728	236	5,799	821
TOTAL FOREIGN COUNTRIES	—	—	—	—	—	50,69,774	64,00,462	33,16,785	40,61,355	46,82,176
<i>Share of Bengal</i>	—	—	—	—	—	76,96,466	44,26,721	31,71,375	26,11,005	45,16,014
,, <i>Bombay</i>	—	—	—	—	—	47,14,403	42,09,131	33,89,559	47,65,391	61,28,740
,, <i>Sind</i>	—	—	—	—	—	40,00,255	65,30,493	56,61,867	17,56,295	19,18,296
,, <i>Madras</i>	—	—	—	—	—	56,09,491	47,36,086	26,56,459	31,76,823	37,83,471
,, <i>Burma</i>	—	—	—	—	—	18,77,823	17,23,613	8,08,739	4,32,306	5,44,478
TOTAL	—	—	—	—	—	2,88,98,438	2,10,20,098	1,55,88,529	1,27,41,826	1,68,90,999
Machinery, not being Prime-movers or Electrical machinery—										
<i>Aerated water making machinery (III. J)—</i>										
United Kingdom (including Channel Islands)	—	—	—	—	—	91,490	58,903	45,244	54,044	27,649
Other British Possessions	—	—	—	—	—	207	8,905	70	50	..
TOTAL BRITISH EMPIRE	—	—	—	—	—	91,697	62,807	45,314	54,094	27,649
Germany	—	—	—	—	—	34,746	10,472	8,482	2,898	8,153
Other Foreign Countries	—	—	—	—	—	6,853	4,520	2,459	312	4,326
TOTAL FOREIGN COUNTRIES	—	—	—	—	—	41,609	14,992	10,941	3,210	12,479
<i>Share of Bengal</i>	—	—	—	—	—	54,757	25,376	3,837	7,027	18,052
,, <i>Bombay</i>	—	—	—	—	—	56,764	24,827	33,227	27,423	12,831
,, <i>Sind</i>	—	—	—	—	—	5,083	500	6,111	8,067	7,013
,, <i>Madras</i>	—	—	—	—	—	435	12,956	4,952	2,581	..
,, <i>Burma</i>	—	—	—	—	—	16,257	14,130	8,078	5,207	2,232
TOTAL	—	—	—	—	—	1,38,296	77,799	56,205	57,804	40,128
Agricultural machinery—										
<i>Agricultural tractors and parts (III. J)—</i>										
United Kingdom (including Channel Islands)	—	—	—	—	—	69,572	22,979	35,616	67,820	71,374
Kenya Colony	—	—	—	—	—	7,464	1,730
Canada—										
Via Atlantic Coast	—	—	—	—	—	19,661	150	..	7,388	392
Commonwealth of Australia	—	—	—	—	—	11,009	257	..
Other British Possessions	—	—	—	—	—	232	747	4,917	187	1,270
TOTAL BRITISH EMPIRE	—	—	—	—	—	89,455	28,376	51,542	83,016	74,766

No. 10—continued

ARTICLES, AND COUNTRIES OF CONSIGNMENT; ALSO SHARE OF EACH PROVINCE	QUANTITY					VALUE				
	1930-31	1931-32	1932-33	1933-34	1934-35	1930-31	1931-32	1932-33	1933-34	1934-35
Machinery and Millwork—continued										
<i>Machinery, not being Prime-movers or Electrical machinery—continued</i>						R	R	R	R	R
<i>Agricultural machinery—continued</i>										
<i>Agricultural tractors and parts (III. J)—continued</i>										
Sweden	—	—	—	—	—	4,824	..	24,006	..	112
Germany	—	—	—	—	—	6,025	10,980	13,158	20,723	57,146
Netherlands	—	—	—	—	—	10,490	..	87	..	130
Belgium	—	—	—	—	—	47,062	7,988	1,918	1,186	544
United States of America—										
<i>Via Atlantic Coast</i>	—	—	—	—	—	3,51,918	2,63,656	2,85,561	3,04,263	3,12,234
<i>„ Pacific „</i>	—	—	—	—	—	9,044	6,753
Other Foreign Countries	—	—	—	—	—	..	149	2,107	624	719
TOTAL FOREIGN COUNTRIES	—	—	—	—	—	4,30,269	2,89,482	3,27,017	4,16,799	3,70,835
<i>Share of Bengal</i>	—	—	—	—	—	3,00,438	1,19,662	69,773	1,64,686	1,24,931
<i>„ Bombay</i>	—	—	—	—	—	1,16,454	34,918	84,318	1,45,055	1,92,408
<i>„ Sind</i>	—	—	—	—	—	35,723	49,835	1,48,280	1,20,816	76,339
<i>„ Madras</i>	—	—	—	—	—	64,673	31,593	4,502	27,330	8,358
<i>„ Burma</i>	—	—	—	—	—	1,02,487	77,350	71,686	41,925	43,622
TOTAL	—	—	—	—	—	5,19,724	3,13,358	3,78,559	4,09,812	4,45,651
Ploughs and parts (III. J)—										
United Kingdom (including Channel Islands)	—	—	—	—	—	47,590	74,196	23,107	1,15,114	2,13,381
Other British Possessions	—	—	—	—	—	439	..	828	4,303	873
TOTAL BRITISH EMPIRE	—	—	—	—	—	48,029	74,196	23,935	1,19,417	2,14,254
Germany	—	—	—	—	—	1,015	243	5,518	1,348	6,787
United States of America—										
<i>Via Atlantic Coast</i>	—	—	—	—	—	73,343	3,892	24,680	48,471	52,910
<i>„ Pacific „</i>	—	—	—	—	—	11,018	1,043
Other Foreign Countries	—	—	—	—	—	626	230	17	5,587	99
TOTAL FOREIGN COUNTRIES	—	—	—	—	—	74,984	9,365	30,224	61,374	60,847
<i>Share of Bengal</i>	—	—	—	—	—	30,498	19,681	16,333	22,781	33,287
<i>„ Bombay</i>	—	—	—	—	—	40,777	52,201	13,245	1,30,365	2,13,078
<i>„ Sind</i>	—	—	—	—	—	13,587	6,313	15,507	13,230	16,007
<i>„ Madras</i>	—	—	—	—	—	23,573	4,684	479	13,866	2,280
<i>„ Burma</i>	—	—	—	—	—	10,878	382	3,080	..	469
TOTAL	—	—	—	—	—	1,23,013	83,561	54,159	1,80,791	2,75,101
Other sorts (III. J)—										
United Kingdom (including Channel Islands)	—	—	—	—	—	85,285	69,150	1,86,296	2,00,127	2,20,022
Union of South Africa	—	—	—	—	—	614	6,796	..
Other British Possessions	—	—	—	—	—	4,675	153	1,933	1,486	446
TOTAL BRITISH EMPIRE	—	—	—	—	—	89,960	69,303	1,88,843	2,08,409	2,20,468
Germany	—	—	—	—	—	79,128	23,398	53,582	91,922	1,29,756
Netherlands	—	—	—	—	—	7,051
United States of America—										
<i>Via Atlantic Coast</i>	—	—	—	—	—	32,619	20,481	11,139	23,172	42,515
<i>„ Pacific „</i>	—	—	—	—	—	..	100	..	55	1
Other Foreign Countries	—	—	—	—	—	1,356	205	184	4,768	1,277
TOTAL FOREIGN COUNTRIES	—	—	—	—	—	1,13,603	20,184	76,955	1,24,017	1,73,549

GENERAL IMPORTS

(216)

No. 10—continued

ARTICLES, AND COUNTRIES OF CONSIGNMENT; ALSO SHARE OF EACH PROVINCE	QUANTITY					VALUE				
	1930-31	1931-32	1932-33	1933-34	1934-35	1930-31	1931-32	1932-33	1933-34	1934-35
Machinery and Millwork—continued						R	R	R	R	R
Machinery, not being Prime-movers or Electrical machinery—continued										
Agricultural machinery—concluded.										
Other sorts (III. J)—continued.										
Share of Bengal	—	—	—	—	—	3,661	6,118	44,433	61,858	1,20,114
„ Bombay	—	—	—	—	—	37,090	43,638	23,925	27,124	24,802
„ Sind	—	—	—	—	—	1,25,141	42,057	1,54,305	1,61,119	2,03,038
„ Madras	—	—	—	—	—	16,076	25,642	39,803	77,472	36,358
„ Burma	—	—	—	—	—	21,595	1,032	3,266	2,753	505
TOTAL	—	—	—	—	—	2,03,568	1,18,487	2,65,709	3,33,326	3,94,017
Total Agricultural machinery—										
United Kingdom (including Channel Islands)	—	—	—	—	—	2,02,447	1,66,325	2,45,019	3,83,061	5,04,777
Kenya Colony	—	—	—	—	—	7,404	1,730
Union of South Africa	—	—	—	—	—	6,605	8,044	1,046
Canada—										
Via Atlantic Coast	—	—	—	—	—	10,651	150	..	11,493	392
Commonwealth of Australia	—	—	—	—	—	4,875	..	11,009	257	..
Other British Possessions	—	—	—	—	—	671	900	2,689	523	1,543
TOTAL BRITISH EMPIRE	—	—	—	—	—	2,27,444	1,67,375	2,64,320	4,10,842	5,09,488
Sweden	—	—	—	—	—	4,824	..	24,093	..	112
Germany	—	—	—	—	—	86,168	89,577	77,258	1,13,993	1,93,689
Netherlands	—	—	—	—	—	10,496	205	7,138	..	130
Belgium	—	—	—	—	—	47,062	7,988	1,918	9,741	1,301
United States of America—										
Via Atlantic Coast	—	—	—	—	—	4,57,880	2,93,029	3,21,889	4,65,906	4,07,668
„ Pacific	—	—	—	—	—	9,944	6,853	..	11,073	1,043
Other Foreign Countries	—	—	—	—	—	2,482	879	2,398	2,374	1,338
TOTAL FOREIGN COUNTRIES	—	—	—	—	—	6,18,856	3,48,031	4,34,107	6,03,087	6,05,261
Share of Bengal	—	—	—	—	—	2,34,647	1,45,361	1,31,044	2,52,325	2,92,332
„ Bombay	—	—	—	—	—	1,94,321	1,30,757	1,26,491	3,03,014	4,36,288
„ Sind	—	—	—	—	—	1,73,460	93,205	3,13,216	2,95,215	2,95,377
„ Madras	—	—	—	—	—	1,09,222	61,819	44,784	1,18,667	46,376
„ Burma	—	—	—	—	—	1,34,660	79,264	77,933	44,676	44,396
TOTAL	—	—	—	—	—	8,46,300	5,15,406	6,98,517	10,13,929	11,14,769
Boilers (III. J)—										
United Kingdom (including Channel Islands)	—	—	—	—	—	85,28,216	47,18,144	41,08,175	50,12,880	38,49,905
Ceylon (excluding Maldives)	—	—	—	—	—	270	7,254	8,472	..	8
Commonwealth of Australia	—	—	—	—	—	953	..	8,667	6,379	1,607
Other British Possessions	—	—	—	—	—	492	889	87	24	295
TOTAL BRITISH EMPIRE	—	—	—	—	—	85,29,936	47,25,787	41,20,361	50,19,293	38,42,810
Sweden	—	—	—	—	—	97	69,575	36,457	22,340	14,840
Poland (including Danzig)	—	—	—	—	—	..	4,101	15,614	213	..
Germany	—	—	—	—	—	9,61,237	7,03,521	1,10,381	1,63,681	2,33,778
Netherlands	—	—	—	—	—	2,353	2,422	45,611	1,94,859	8,523
Belgium	—	—	—	—	—	68,091	12,322	14,392	5,178	23,723
France	—	—	—	—	—	16,684	49,307	41,720	24,132	39,533
Italy (including Fiume)	—	—	—	—	—	13,088	2,327	2,026	30,250	285
Czechoslovakia	—	—	—	—	—	897	6,020	1,03,467	1,76,259	98,993
Japan	—	—	—	—	—	20	6,362	1,233	12,881	33,356
United States of America—										
Via Atlantic Coast	—	—	—	—	—	74,115	31,530	19,029	28,722	70,707
„ Pacific	—	—	—	—	—	7,105
Other Foreign Countries	—	—	—	—	—	1,450	2,544	3,913	2,701	8,932
TOTAL FOREIGN COUNTRIES	—	—	—	—	—	11,44,617	8,90,024	8,92,803	6,66,220	5,27,694

No. 10—continued

ARTICLES, AND COUNTRIES OF CONSIGNMENT; ALSO SHARE OF EACH PROVINCE	QUANTITY					VALUE				
	1930-31	1931-32	1932-33	1933-34	1934-35	1930-31	1931-32	1932-33	1933-34	1934-35
Machinery and Millwork—continued						R	R	R	R	R
<i>Machinery, not being Prime-movers or Electrical machinery—continued</i>										
<i>Boilers (III, J)—continued</i>										
<i>Share of Bengal</i>	—	—	—	—	—	61,56,466	28,33,948	16,31,735	34,70,215	17,39,286
" <i>Bombay</i>	—	—	—	—	—	19,67,909	18,46,448	17,39,711	20,46,263	17,31,830
" <i>Sind</i>	—	—	—	—	—	5,79,844	1,75,496	45,962	5,26,040	2,38,799
" <i>Madras</i>	—	—	—	—	—	4,22,481	2,96,589	9,46,844	3,51,338	2,83,688
" <i>Burma</i>	—	—	—	—	—	5,47,854	4,63,336	1,49,902	1,91,673	3,96,900
TOTAL	—	—	—	—	—	96,74,553	66,15,811	45,13,164	65,85,519	49,70,604
Boot and shoe manufacturing machinery (III, J)—										
United Kingdom (including Channel Islands)	—	—	—	—	—	18,732	3,731	29,566	21,191	49,191
Other British Possessions	—	—	—	—	—	864	..	1,007
TOTAL BRITISH EMPIRE	—	—	—	—	—	18,732	3,731	30,430	21,191	51,188
Germany	—	—	—	—	—	825	10,422	393	4,618	1,02,267
Switzerland	—	—	—	—	—	6,527
Italy (including Flume)	—	—	—	—	—	12,503	17,665
Czechoslovakia	—	—	—	—	—	2,122	1,33,725
Japan	—	—	—	—	—	..	2,988	12,249	24,313	1,00,184
United States of America— Via Atlantic Coast	—	—	—	—	—	5,411	4,681	890
Other Foreign Countries	—	—	—	—	—	..	476	..	44	..
TOTAL FOREIGN COUNTRIES	—	—	—	—	—	7,352	13,186	18,053	48,281	8,54,691
<i>Share of Bengal</i>	—	—	—	—	—	337	2,638	23,224	62,752	2,33,001
" <i>Bombay</i>	—	—	—	—	—	23,544	14,279	20,923	6,690	35,478
" <i>Sind</i>	—	—	—	—	—	4,330	..	84,902
" <i>Madras</i>	—	—	—	—	—	1,903
" <i>Burma</i>	—	—	—	—	—	2,453
TOTAL	—	—	—	—	—	26,084	16,917	48,468	69,472	4,05,869
Leather tanning and curing machinery (III, J)—										
United Kingdom (including Channel Islands)	—	—	—	—	—	82,391	43,077	34,933	23,798	81,493
Commonwealth of Australia	—	—	—	—	—	137
TOTAL BRITISH EMPIRE	—	—	—	—	—	82,391	43,077	35,070	23,798	81,493
Germany	—	—	—	—	—	4,523	1,057	7,465	12,801	5,561
Netherlands	—	—	—	—	—	7,062
United States of America— Via Atlantic Coast	—	—	—	—	—	1,674	2,084	3,787	3,657	14,884
Other Foreign Countries	—	—	—	—	—	448	..	1,292
TOTAL FOREIGN COUNTRIES	—	—	—	—	—	6,645	4,641	20,496	16,458	20,395
<i>Share of Bengal</i>	—	—	—	—	—	60,387	31,596	35,624	20,769	80,352
" <i>Bombay</i>	—	—	—	—	—	3,183	3,469	1,324	3,464	4,934
" <i>Sind</i>	—	—	—	—	—	7,962	5,974	..
" <i>Madras</i>	—	—	—	—	—	26,466	18,758	10,766	10,069	16,672
TOTAL	—	—	—	—	—	89,036	47,718	55,566	40,256	1,01,888

ARTICLES, AND COUNTRIES OF CONSIGNMENT; ALSO SHARE OF EACH PROVINCE	QUANTITY					VALUE				
	1930-31	1931-32	1932-33	1933-34	1934-35	1930-31	1931-32	1932-33	1933-34	1934-35
Machinery and Millwork—continued						R	R	R	R	R
<i>Machinery, not being Prime-movers or Electrical machinery—continued</i>										
Metal working machinery (including machine tools) (III. J)—										
United Kingdom (including Channel Islands)	—	—	—	—	—	21,06,148	13,84,647	10,48,719	11,91,382	9,52,164
Straits Settlements	—	—	—	—	—	3,162	865	5,362	3,435	1,890
Commonwealth of Australia	—	—	—	—	—	..	44,991
Other British Possessions	—	—	—	—	—	3,503	2,092	1,967	1,103	807
TOTAL BRITISH EMPIRE	—	—	—	—	—	22,02,813	14,82,595	10,56,048	11,95,920	9,54,861
Sweden	—	—	—	—	—	2,913	213	1,137	8,310	1,534
Denmark	—	—	—	—	—	14,246	12,319	1,569	1,742	2,180
Germany	—	—	—	—	—	1,87,759	2,77,684	2,92,640	2,03,579	1,80,308
Netherlands	—	—	—	—	—	1,61,553	1,006	474	5,443	..
Belgium	—	—	—	—	—	4,640	9,688	3,070	3,314	623
France	—	—	—	—	—	10,025	1,171	2,157	11,619	1,676
Italy (including Fiume)	—	—	—	—	—	23,061	4,626	4,226	6,669	1,005
Austria	—	—	—	—	—	8,599	2,644	1,008	335	953
Czechoslovakia	—	—	—	—	—	20,017	4,010	2,203	1,947	909
Japan	—	—	—	—	—	7,402	109	3,154	4,717	7,380
United States of America— Via Atlantic Coast	—	—	—	—	—	3,52,667	1,73,859	1,13,486	82,266	2,71,090
“ Pacific “	—	—	—	—	—	..	871	..	616	..
Other Foreign Countries	—	—	—	—	—	1,992	2,866	440	981	..
TOTAL FOREIGN COUNTRIES	—	—	—	—	—	7,94,888	4,91,215	4,25,564	3,91,538	4,07,718
Share of Bengal	—	—	—	—	—	1,32,531	1,38,391	20,696	11,767	6,511
“ Bombay	—	—	—	—	—	16,28,302	10,23,034	11,69,289	10,74,759	9,53,075
“ Sind	—	—	—	—	—	1,74,900	2,26,174	1,40,363	2,29,390	2,18,563
“ Madras	—	—	—	—	—	5,86,630	2,76,546	70,732	39,078	1,226
“ Burma	—	—	—	—	—	5,76,333	2,50,665	80,532	1,72,474	2,42,790
TOTAL	—	—	—	—	—	29,97,701	19,23,810	14,81,612	15,87,468	14,22,579
Mining machinery—										
Coal (III. J)—										
United Kingdom (including Channel Islands)	—	—	—	—	—	6,02,730	1,84,504	2,73,306	2,94,619	1,52,157
Germany	—	—	—	—	—	7,112	..	289	..	1,94,891
Belgium	—	—	—	—	—	15,764
United States of America— Via Atlantic Coast	—	—	—	—	—	1,09,152	1,16,879	20,280	24,646	26,690
“ Pacific “	—	—	—	—	—	1,872	..
Other Foreign Countries	—	—	—	—	—	83	..	1,497	74	..
TOTAL FOREIGN COUNTRIES	—	—	—	—	—	2,22,111	1,16,879	22,066	26,594	2,21,681
Share of Bengal	—	—	—	—	—	7,97,256	2,85,859	2,68,274	2,37,322	3,45,861
“ Bombay	—	—	—	—	—	336	6,795	6,798	31,121	4,501
“ Madras	—	—	—	—	—	27,199	9,229	19,700	2,770	23,376
TOTAL	—	—	—	—	—	8,24,841	3,01,883	2,95,272	3,21,213	3,73,738
Other sorts (III. J)—										
United Kingdom (including Channel Islands)	—	—	—	—	—	35,84,516	37,10,228	22,98,917	18,50,330	18,35,468
Ceylon (excluding Maldives)	—	—	—	—	—	..	12,716
Straits Settlements	—	—	—	—	—	67,425	22,429	33,018	60,457	54,375
Union of South Africa	—	—	—	—	—	..	2,812
Commonwealth of Australia	—	—	—	—	—	9,380
TOTAL BRITISH EMPIRE	—	—	—	—	—	36,61,321	37,48,185	23,31,935	19,10,787	18,90,133

No. 10—continued

ARTICLES, AND COUNTRIES OF CONSIGNMENT; ALSO SHARE OF EACH PROVINCE	QUANTITY					VALUE				
	1930-31	1931-32	1932-33	1933-34	1934-35	1930-31	1931-32	1932-33	1933-34	1934-35
<i>Machinery and Millwork—continued</i>						R	R	R	R	R
<i>Machinery, not being Prime-movers or Electrical machinery—continued</i>										
<i>Mining machinery—continued</i>										
Other sorts (III. J)—contd.										
Germany	—	—	—	—	—	..	56,508	507	168	20,981
Belgium	—	—	—	—	—	88,317	6,68,451	87,470	47,941	8,04,114
United States of America— Vid Atlantic Coast	—	—	—	—	—	28,77,668	18,70,462	6,55,594	6,61,827	14,82,577
“ Pacific ”	—	—	—	—	—	4,60,887	4,08,158	4,17,726	2,99,095	5,92,885
Other foreign countries	—	—	—	—	—	4,001	807
TOTAL FOREIGN COUNTRIES	—	—	—	—	—	29,21,817	25,02,574	11,61,297	10,12,532	29,61,314
<i>Share of Bengal</i>	—	—	—	—	—	47,260	5,781	..	1,12,667	33,700
“ Bombay ”	—	—	—	—	—	1,02,367	85,621	73,012	42,352	19,750
“ Sind ”	—	—	—	—	—	7,00,763	5,41,441	3,70,625	3,61,553	4,41,963
“ Madras ”	—	—	—	—	—	1,17,920	49,167	87,110	1,14,907	29,794
“ Burma ”	—	—	—	—	—	56,14,768	55,68,749	29,62,485	22,61,540	43,26,310
TOTAL	—	—	—	—	—	65,83,188	62,50,759	34,93,232	29,23,310	48,51,447
<i>Total Mining Machinery—</i>										
United Kingdom (including Channel Islands)	—	—	—	—	—	41,87,246	38,94,732	25,72,223	21,44,949	19,87,615
Ceylon (excluding Maldives)	—	—	—	—	—	..	12,716
Straits Settlements	—	—	—	—	—	67,425	22,429	33,018	60,457	54,675
Union of South Africa	—	—	—	—	—	..	2,812
Commonwealth of Australia	—	—	—	—	—	9,380
TOTAL BRITISH EMPIRE	—	—	—	—	—	42,64,051	39,32,689	26,05,241	22,05,406	20,42,290
Germany	—	—	—	—	—	7,112	56,503	796	168	2,15,822
Belgium	—	—	—	—	—	99,081	6,68,451	87,470	47,941	8,04,114
United States of America— Vid Atlantic Coast	—	—	—	—	—	25,76,815	14,96,341	6,75,874	6,85,975	15,00,267
“ Pacific ”	—	—	—	—	—	4,60,161	4,08,158	4,17,726	3,00,967	5,92,885
Other Foreign Countries	—	—	—	—	—	759	..	1,497	4,075	807
TOTAL FOREIGN COUNTRIES	—	—	—	—	—	31,43,928	26,19,458	11,83,363	10,39,126	31,82,895
<i>Share of Bengal</i>	—	—	—	—	—	3,44,616	2,91,140	2,68,374	3,99,989	3,79,661
“ Bombay ”	—	—	—	—	—	1,02,753	92,416	79,810	73,473	24,281
“ Sind ”	—	—	—	—	—	7,00,763	5,41,441	3,70,625	3,61,553	4,41,963
“ Madras ”	—	—	—	—	—	1,45,179	58,398	1,08,810	1,47,677	53,170
“ Burma ”	—	—	—	—	—	56,14,768	55,68,749	29,62,485	22,61,540	43,26,310
TOTAL	—	—	—	—	—	74,07,979	65,52,142	37,88,604	32,44,532	52,25,185
<i>Oil crushing and refining machinery (III. J)—</i>										
United Kingdom (including Channel Islands)	—	—	—	—	—	24,40,580	18,03,239	12,00,954	18,49,380	11,61,813
Germany	—	—	—	—	—	5,56,481	7,86,949	5,23,094	5,66,240	6,42,061
Netherlands	—	—	—	—	—	75,823	48,412	21,141	14,504	3,447
Belgium	—	—	—	—	—	19,386	1,59,410	24,367	1,615	1,01,079
France	—	—	—	—	—	5,415	12,527	6,448	1,245	19,549
Switzerland	—	—	—	—	—	556	7,675	..	2,881	..
Italy (including Fiume)	—	—	—	—	—	15,447	20,440	5,642	2,843	658
Philippines	—	—	—	—	—	15,249	1,580	4,445
United States of America— Vid Atlantic Coast	—	—	—	—	—	3,38,730	3,44,680	84,325	98,852	1,52,797
“ Pacific ”	—	—	—	—	—	5,16,244	3,08,910	31,735	1,58,709	35,815
Other Foreign Countries	—	—	—	—	—	1,367	4,875	2,455	1,782	3,897
TOTAL FOREIGN COUNTRIES	—	—	—	—	—	15,44,701	17,43,958	6,99,217	8,40,707	9,63,748

GENERAL IMPORTS

(220)

No. 10—continued

ARTICLES, AND COUNTRIES OF CONSIGNMENT; ALSO SHARE OF EACH PROVINCE	QUANTITY					VALUE				
	1930-31	1931-32	1932-33	1933-34	1934-35	1930-31	1931-32	1932-33	1933-34	1934-35
Machinery and Millwork—continued						R	R	R	R	R
<i>Machinery, not being Prime-movers or Electrical machinery—continued</i>										
Oil crushing and refining machinery (III. J)—continued										
Share of Bengal	—	—	—	—	—	14,71,470	9,15,631	9,23,342	11,45,630	12,87,702
„ Bombay	—	—	—	—	—	2,34,131	3,37,678	4,54,679	4,63,265	4,46,504
„ Sind	—	—	—	—	—	39,466	34,636	49,961	12,019	14,536
„ Madras	—	—	—	—	—	24,854	4,596	19,439	5,720	308
„ Burma	—	—	—	—	—	22,15,310	22,54,606	4,52,747	10,72,462	3,79,296
TOTAL	—	—	—	—	—	39,85,231	35,47,097	19,00,171	26,99,096	21,28,046
Paper mill machinery (III. J)—										
United Kingdom (including Channel Islands)	—	—	—	—	—	6,70,347	5,83,340	4,85,060	8,56,362	7,55,109
Canada— Vid Atlantic Coast	—	—	—	—	—	70,937	..
TOTAL BRITISH EMPIRE	—	—	—	—	—	6,70,347	5,83,340	4,85,060	9,27,299	7,55,109
Sweden	—	—	—	—	—	11,926	13,525	8,321	7,045	8,991
Germany	—	—	—	—	—	30,136	27,398	26,802	40,002	54,587
Belgium	—	—	—	—	—	4,363	2,047	1,894	26,553	201
Italy (including Fiume)	—	—	—	—	—	946	984	18,940
Austria	—	—	—	—	—	1,209	351	4,509	1,441	21,292
United States of America— Vid Atlantic Coast	—	—	—	—	—	8,637	1,727	3,028	90,317	38,020
Other Foreign Countries	—	—	—	—	—	4,416	2,925	1,623	3,666	4,701
TOTAL FOREIGN COUNTRIES	—	—	—	—	—	61,698	48,957	46,177	1,75,324	1,41,732
Share of Bengal	—	—	—	—	—	6,32,111	6,00,747	4,95,514	10,63,559	8,30,031
„ Bombay	—	—	—	—	—	30,503	26,208	33,099	35,985	51,511
„ Sind	—	—	—	—	—	7,281
„ Madras	—	—	—	—	—	19,126	5,342	2,024	3,079	7,718
TOTAL	—	—	—	—	—	7,32,040	6,32,297	5,31,237	11,02,623	8,06,841
Pumping Machinery (III. J)—										
United Kingdom (including Channel Islands)	—	—	—	—	—	—	—	—	13,44,582	20,43,512
Straits Settlements	—	—	—	—	—	—	—	—	10,228	10,761
Other British Possessions	—	—	—	—	—	—	—	—	1,589	..
TOTAL BRITISH EMPIRE	—	—	—	—	—	—	—	—	13,56,399	20,54,273
Sweden	—	—	—	—	—	—	—	—	4,538	8,189
Norway	—	—	—	—	—	—	—	—	272	13,166
Germany	—	—	—	—	—	—	—	—	1,26,357	2,00,198
Netherlands	—	—	—	—	—	—	—	—	37,455	14,947
Belgium	—	—	—	—	—	—	—	—	30,536	3,006
France	—	—	—	—	—	—	—	—	12,834	17,203
Switzerland	—	—	—	—	—	—	—	—	2,837	51,863
Italy (including Fiume)	—	—	—	—	—	—	—	—	41,442	28,197
Austria	—	—	—	—	—	—	—	—	7,116	5,944
Japan	—	—	—	—	—	—	—	—	20,576	37,352
United States of America— Vid Atlantic Coast	—	—	—	—	—	—	—	—	2,73,011	4,82,762
„ Pacific „	—	—	—	—	—	—	—	—	73,810	30,647
Other Foreign Countries	—	—	—	—	—	—	—	—	6,349	5,828
TOTAL FOREIGN COUNTRIES	—	—	—	—	—	—	—	—	6,37,689	9,08,382

No. 10—continued

ARTICLES, AND COUNTRIES OF CONSIGNMENT; ALSO SHARE OF EACH PROVINCE	QUANTITY					VALUE				
	1930-31	1931-32	1932-33	1933-34	1934-35	1930-31	1931-32	1932-33	1933-34	1934-35
Machinery and Millwork—continued										
<i>Machinery, not being Prime-movers or Electrical machinery—continued</i>						R	R	R	R	R
Pumping Machinery (III-J)—continued										
Share of Bengal	—	—	—	—	—	—	—	—	8,08,583	9,08,189
" Bombay	—	—	—	—	—	—	—	—	5,44,386	8,79,059
" Sind	—	—	—	—	—	—	—	—	1,40,251	3,28,831
" Madras	—	—	—	—	—	—	—	—	1,44,426	2,60,760
" Burma	—	—	—	—	—	—	—	—	3,52,442	6,86,818
TOTAL	—	—	—	—	—	—	—	—	19,04,088	29,62,655
Refrigerating machinery (III. J)—										
United Kingdom (including Channel Islands)	—	—	—	—	—	5,42,836	1,05,829	1,16,058	1,00,670	2,49,574
Canada— Via Atlantic Coast	—	—	—	—	—	660	7,170
Other British Possessions	—	—	—	—	—	800	442	150	28	5,110
TOTAL BRITISH EMPIRE	—	—	—	—	—	5,43,795	1,18,441	1,16,208	1,00,707	2,54,684
Denmark	—	—	—	—	—	2,558	5,376	3,167	20,188	9,629
Germany	—	—	—	—	—	14,018	18,081	57,328	18,346	18,776
Belgium	—	—	—	—	—	6,868	..	727	..	15
Portugal (including Azores and Madeira)	—	—	—	—	—	5,084	6,203
Switzerland	—	—	—	—	—	1,048	..	110	26,393	341
Italy (including Flume)	—	—	—	—	—	6,878	6,940	766	700	..
United States of America— Via Atlantic Coast	—	—	—	—	—	16,46,365	8,46,915	7,05,295	7,65,776	8,02,858
" Pacific "	—	—	—	—	—	110	1,891	318	..	2,794
Other Foreign Countries	—	—	—	—	—	3,123	1,822	1,582	4,502	3,398
TOTAL FOREIGN COUNTRIES	—	—	—	—	—	16,80,472	8,76,025	7,69,286	8,41,589	8,50,604
Share of Bengal	—	—	—	—	—	6,68,955	3,32,764	1,73,192	2,10,042	4,27,191
" Bombay	—	—	—	—	—	6,86,184	4,25,526	5,12,893	3,54,159	4,66,788
" Sind	—	—	—	—	—	2,05,212	1,66,810	1,69,608	95,360	80,234
" Madras	—	—	—	—	—	99,749	23,847	4,893	55,633	1,04,685
" Burma	—	—	—	—	—	5,67,167	51,519	24,363	23,102	18,287
TOTAL	—	—	—	—	—	22,24,267	9,89,466	8,85,439	9,48,296	11,05,188
Rice and flour mill machinery (III. J)—										
United Kingdom (including Channel Islands)	—	—	—	—	—	14,47,368	6,20,197	3,65,081	3,67,516	5,51,398
Straits Settlements	—	—	—	—	—	1,708	1,481	5,038	3,410	4,758
Other British Possessions	—	—	—	—	—	1,078	208	..
TOTAL BRITISH EMPIRE	—	—	—	—	—	14,49,066	6,21,618	3,61,167	3,61,134	5,56,148
Denmark	—	—	—	—	—	40,658	32,956	29,513	22,013	22,088
Germany	—	—	—	—	—	4,10,418	2,99,014	3,41,786	1,51,606	2,22,221
Netherlands	—	—	—	—	—	2,065	5,376	10,972	10,185	3,930
Belgium	—	—	—	—	—	20,594	9,682	17,266	16,091	12,215
France	—	—	—	—	—	10,754	7,988	11,816	2,327	..
Switzerland	—	—	—	—	—	84,684	6,201	29,535	29,002	35,449
Italy (including Flume)	—	—	—	—	—	47,060	18,691	14,832	1,780	14,005
Czechoslovakia	—	—	—	—	—	5,258	865	1,519
Japan	—	—	—	—	—	50	816	342	2,426	6,564
United States of America— Via Atlantic Coast	—	—	—	—	—	1,47,713	1,04,324	62,695	66,600	77,189
" Pacific Coast	—	—	—	—	—	10,031
Other Foreign Countries	—	—	—	—	—	3,150	2,673	1,668	1,032	1,471
TOTAL FOREIGN COUNTRIES	—	—	—	—	—	7,82,008	4,82,985	5,19,924	2,99,982	4,06,672

GENERAL IMPORTS

(222)

No. 10—continued

ARTICLES, AND COUNTRIES OF CONSIGNMENT; ALSO SHARE OF EACH PROVINCE	QUANTITY					VALUE				
	1930-31	1931-32	1932-33	1933-34	1934-35	1930-31	1931-32	1932-33	1933-34	1934-35
Machinery and Millwork—continued						R	R	R	R	R
<i>Machinery, not being Prime-movers or Electrical machinery—continued</i>										
<i>Rice and flour mill machinery (III. J)—continued</i>										
Share of Bengal	—	—	—	—	—	4,37,519	2,19,885	2,01,553	2,11,622	2,75,783
„ Bombay	—	—	—	—	—	2,32,152	1,61,690	1,36,816	1,08,695	1,61,342
„ Sind	—	—	—	—	—	5,14,943	2,74,193	1,77,413	64,768	69,190
„ Madras	—	—	—	—	—	2,98,957	1,35,773	2,08,017	1,97,289	2,09,003
„ Burma	—	—	—	—	—	6,97,493	1,83,062	1,58,292	88,942	2,57,002
TOTAL	—	—	—	—	—	21,81,060	10,04,603	8,81,091	6,61,116	9,62,820
Saw mill and wood working machinery (III. J)—										
United Kingdom (including Channel Islands)	—	—	—	—	—	3,88,258	2,27,447	2,22,179	2,37,760	2,61,032
Other British Possessions	—	—	—	—	—	..	242	47	48	18
TOTAL BRITISH EMPIRE	—	—	—	—	—	3,88,258	2,27,689	2,22,226	2,37,808	2,61,050
Germany	—	—	—	—	—	16,410	23,580	23,030	28,809	38,070
Belgium	—	—	—	—	—	7,382	3,598	7,983	2,693	1,752
France	—	—	—	—	—	18,620	4,793	2,408	4,960	1,151
United States of America—										
<i>Via Atlantic Coast</i>	—	—	—	—	—	2,58,885	32,055	15,749	12,302	10,345
<i>„ Pacific</i>	—	—	—	—	—	543	1,823
Other Foreign Countries	—	—	..	—	—	2,068	2,654	7,594	3,357	6,578
TOTAL FOREIGN COUNTRIES	—	—	—	—	—	2,98,358	68,503	65,764	52,540	47,896
Share of Bengal	—	—	—	—	—	57,570	34,662	33,343	33,164	32,931
„ Bombay	—	—	—	—	—	1,58,239	98,600	61,795	69,453	88,418
„ Sind	—	—	—	—	—	27,618	17,325	25,373	19,296	25,156
„ Madras	—	—	—	—	—	69,086	58,253	32,491	26,385	35,067
„ Burma	—	—	—	—	—	3,74,601	56,862	1,30,483	1,58,164	1,27,384
TOTAL	—	—	—	—	—	6,87,114	2,96,192	2,78,990	2,90,357	3,08,946
Sewing and knitting machines and parts thereof—										
<i>Sewing and knitting machines (III. J)—</i>										
United Kingdom (including Channel Islands)	No. 37,058	No. 32,846	No. 27,838	No. 39,804	No. 62,867	40,01,854	34,78,724	29,17,217	31,82,705	58,43,573
Other British Possessions	73	70	44	45	38	4,460	3,603	1,842	2,953	1,355
TOTAL BRITISH EMPIRE	37,131	32,916	27,882	39,849	62,905	40,06,314	34,82,327	29,19,059	31,85,658	58,44,928
Sweden	26	8	18	6	204	2,247	811	6,698	1,414	18,084
Germany	14,828	12,556	10,621	13,795	18,188	12,48,704	10,28,779	9,95,958	11,09,028	18,98,389
France	28	18	..	1	3	2,105	11,816	..	708	2,411
Portugal (including Azores and Madeira)	1	5,226
Switzerland	107	42	1	6	2	7,472	2,790	292	454	858
Italy (including Finme)	14	17	5	..	7	4,328	5,798	2,107	..	408
Iraq	2	35	1	3	141	45	1,370	50	240	6,174
Japan	33	107	130	822	1,413	16,881	66,498	26,901	22,455	67,101
United States of America—										
<i>Via Atlantic Coast</i>	40	94	297	331	468	27,171	39,009	1,10,060	91,785	1,08,002
<i>„ Pacific</i>	3	2	310	111
Other Foreign Countries	16	21	94	73	78	1,088	1,696	6,368	8,794	4,028
TOTAL FOREIGN COUNTRIES	15,091	12,901	11,227	16,037	20,464	13,10,441	11,68,899	11,47,429	12,34,873	15,94,400

No. 10—continued

ARTICLES, AND COUNTRIES OF CONSIGNMENT; ALSO SHARE OF EACH PROVINCE	QUANTITY					VALUE				
	1930-31	1931-32	1932-33	1933-34	1934-35	1930-31	1931-32	1932-33	1933-34	1934-35
<i>Machinery and Millwork—continued</i>						R	R	R	R	R
<i>Machinery, not being Prime movers or Electrical machinery—continued</i>										
<i>Sewing and knitting machines and parts thereof—continued.</i>										
<i>Sewing and knitting machines (III. J)—continued</i>	No.	No.	No.	No.	No.					
<i>Share of Bengal</i>	13,625	9,929	9,339	17,935	25,264	14,41,602	10,81,276	9,67,654	13,75,816	30,23,325
<i>" Bombay</i>	12,299	10,660	10,089	13,352	18,759	12,22,756	11,02,660	11,18,525	12,16,645	16,35,547
<i>" Sind</i>	15,737	19,179	12,458	12,405	22,035	14,73,601	18,13,361	12,42,065	9,08,744	14,36,543
<i>" Madras</i>	6,142	2,974	4,877	6,900	8,804	6,09,253	3,18,560	4,89,151	5,53,870	7,38,132
<i>" Burma</i>	4,376	2,575	2,346	4,294	7,492	5,09,043	3,29,989	2,49,103	3,66,156	6,07,182
TOTAL	52,222	45,317	39,109	54,886	83,354	63,16,255	46,46,316	40,66,483	44,20,531	74,41,329
<i>Parts of sewing and knitting machines and accessories III. J)—</i>										
<i>United Kingdom (including Channel Islands)</i>	—	—	—	—	—	4,13,282	3,13,287	2,50,625	3,57,372	4,00,958
<i>Commonwealth of Australia</i>	—	—	—	—	—	..	12,652
<i>Other British Possessions</i>	—	—	—	—	—	610	657	68	607	9
TOTAL BRITISH EMPIRE	—	—	—	—	—	4,13,892	3,26,596	2,50,693	3,58,039	4,00,967
<i>Germany</i>	—	—	—	—	—	1,28,210	1,08,271	1,90,027	2,23,823	3,35,698
<i>Japan</i>	—	—	—	—	—	3,802	4,292	7,751	5,714	23,895
<i>United States of America— Via Atlantic Coast</i>	—	—	—	—	—	7,709	3,320	5,235	12,254	25,616
<i>Other Foreign Countries</i>	—	—	—	—	—	4,249	14,929	327	11,335	893
TOTAL FOREIGN COUNTRIES	—	—	—	—	—	1,38,860	1,25,812	2,03,940	2,53,181	3,86,102
<i>Share of Bengal</i>	—	—	—	—	—	1,34,738	1,05,971	74,046	1,60,932	2,39,634
<i>" Bombay</i>	—	—	—	—	—	1,27,323	89,241	1,19,364	97,494	1,27,779
<i>" Sind</i>	—	—	—	—	—	1,66,695	1,72,933	1,55,795	2,28,331	3,39,611
<i>" Madras</i>	—	—	—	—	—	82,020	26,711	20,681	52,316	57,074
<i>" Burma</i>	—	—	—	—	—	62,976	57,552	84,260	71,039	92,921
TOTAL	—	—	—	—	—	5,52,752	4,52,408	4,54,526	6,11,170	8,47,069
<i>Sugar machinery (III. J)—</i>										
<i>United Kingdom (including Channel Islands)</i>	—	—	—	—	—	10,82,836	26,22,991	91,48,018	1,05,87,639	73,60,509
<i>Straits Settlements</i>	—	—	—	—	—	6,528	838
<i>Other British Possessions</i>	—	—	—	—	—	88
TOTAL BRITISH EMPIRE	—	—	—	—	—	10,82,836	26,22,991	91,48,056	1,05,94,087	73,61,347
<i>Germany</i>	—	—	—	—	—	23,233	1,18,670	17,83,049	38,11,442	11,41,661
<i>Netherlands</i>	—	—	—	—	—	10,88,971	60,52,005	6,81,545
<i>Belgium</i>	—	—	—	—	—	..	23,751	31,76,262	34,79,283	18,127
<i>France</i>	—	—	—	—	—	2,30,323	2,32,297	26,680	39,541	10,80,125
<i>Italy (including Flumo)</i>	—	—	—	—	—	231	13,444	4,305
<i>Czechoslovakia</i>	—	—	—	—	—	68,019	11,13,491	1,88,818
<i>Java</i>	—	—	—	—	—	5,542	82,428
<i>Japan</i>	—	—	—	—	—	..	858	..	212	20,566
<i>United States of America— Via Atlantic Coast</i>	—	—	—	—	—	32,324	27,382	16,324	22,021	70,389
<i>Other Foreign Countries</i>	—	—	—	—	—	2,734	6,146	1,108
TOTAL FOREIGN COUNTRIES	—	—	—	—	—	2,85,880	3,91,458	61,63,070	1,40,44,727	31,84,092

ARTICLES, AND COUNTRIES OF CONSIGNMENT; ALSO SHARE OF EACH PROVINCE	QUANTITY					VALUE				
	1930-31	1931-32	1932-33	1933-34	1934-35	1930-31	1931-32	1932-33	1933-34	1934-35
Machinery and Millwork—continued						₹	₹	₹	₹	₹
<i>Machinery, not being Prime-movers or Electrical machinery—continued</i>										
<i>Sugar machinery (III. J)—contd.</i>										
Share of Bengal	—	—	—	—	—	12,46,079	27,53,436	1,31,53,519	2,13,91,749	48,49,907
„ Bombay	—	—	—	—	—	90,386	72,348	11,08,916	65,93,006	24,02,972
„ Sind	—	—	—	—	—	19,405	69,563	6,26,660	46,98,396	7,89,255
„ Madras	—	—	—	—	—	18,962	1,02,945	4,18,783	8,96,848	16,23,537
„ Burma	—	—	—	—	—	1,084	1,157	3,243	55,816	8,80,718
TOTAL	—	—	—	—	—	13,08,716	30,14,440	1,53,11,126	3,30,38,814	1,06,46,480
<i>Tea machinery (III. J)—</i>										
United Kingdom (including Channel Islands)	—	—	—	—	—	14,90,966	9,76,381	19,79,487	10,23,156	19,95,974
Ceylon (excluding Maldives)	—	—	—	—	—	1,38,508	90,723	1,22,588	1,44,765	1,88,071
TOTAL BRITISH EMPIRE	—	—	—	—	—	16,29,472	10,67,109	21,02,075	11,67,920	21,84,045
Sweden	—	—	—	—	—	8,083	43,111	48,400
Germany	—	—	—	—	—	48,269	1,106	36,526	555	..
Belgium	—	—	—	—	—	10,947	544
United States of America—										
Via Atlantic Coast	—	—	—	—	—	2,357	5,845
Other Foreign Countries	—	—	—	—	—	2,170	011
TOTAL FOREIGN COUNTRIES	—	—	—	—	—	52,796	2,017	44,559	60,613	49,189
Share of Bengal	—	—	—	—	—	14,04,507	8,37,478	18,05,296	8,20,314	18,50,137
„ Bombay	—	—	—	—	—	..	911
„ Sind	—	—	—	—	—	..	781
„ Madras	—	—	—	—	—	2,77,761	2,29,956	3,41,339	4,08,219	8,83,528
„ Burma	—	—	—	—	—	769
TOTAL	—	—	—	—	—	16,82,268	10,69,126	21,46,634	12,28,633	32,31,184
<i>Textile machinery—</i>										
<i>Cotton—</i>										
Cotton Bleaching and Dyeing machinery (III. J)—										
United Kingdom (including Channel Islands)	—	—	—	—	—	81,691	2,82,926	2,11,003	1,00,992	1,11,020
Other British Possessions	—	—	—	—	—	136	293
TOTAL BRITISH EMPIRE	—	—	—	—	—	81,827	2,83,189	2,11,003	1,00,992	1,11,020
Germany	—	—	—	—	—	90,062	1,08,724	74,019	2,04,419	2,08,687
Switzerland	—	—	—	—	—	57	9,054
Italy (including Fiume)	—	—	—	—	—	2,024	100	7,280	8,406	56,169
United States of America—										
Via Atlantic Coast	—	—	—	—	—	2,030	629	13,508	1,401	543
Other Foreign Countries	—	—	—	—	—	5,004	2,613	140
TOTAL FOREIGN COUNTRIES	—	—	—	—	—	94,116	94,453	1,00,411	2,10,955	2,74,443
Share of Bengal	—	—	—	—	—	1,437	543
„ Bombay	—	—	—	—	—	89,590	3,16,376	2,96,991	3,75,287	3,84,932
„ Sind	—	—	—	—	—	5,278
„ Madras	—	—	—	—	—	78,155	11,266	11,459	39,039	..
„ Burma	—	—	—	—	—	1,613	..	2,964	21	..
TOTAL	—	—	—	—	—	1,75,943	3,27,642	3,11,414	4,07,947	3,98,474

No. 10—continued

ARTICLES, AND COUNTRIES OF CONSIGNMENT; ALSO SHARE OF EACH PROVINCE	QUANTITY					VALUE				
	1930-31	1931-32	1932-33	1933-34	1934-35	1930-31	1931-32	1932-33	1933-34	1934-35
Machinery and Millwork—continued						R	R	R	R	R
<i>Machinery, not being Prime-movers or Electrical machinery—continued</i>										
<i>Textile machinery—continued</i>										
<i>Cotton—continued</i>										
<i>Cotton Printing machinery (III. J)—</i>										
United Kingdom (including Channel Islands)	—	—	—	—	—	64,970	19,166	92,616	41,032	1,02,994
Ceylon (excluding Maldives)	—	—	—	—	—	—	—	10	—	—
TOTAL BRITISH EMPIRE	—	—	—	—	—	64,970	19,166	92,626	41,032	1,02,994
Germany	—	—	—	—	—	6,163	2,309	78,835	83,385	6,204
Other Foreign Countries	—	—	—	—	—	—	—	5,447	—	586
TOTAL FOREIGN COUNTRIES	—	—	—	—	—	6,163	2,309	79,282	83,385	6,770
<i>Share of Bengal</i>	—	—	—	—	—	729	—	—	—	277
" <i>Bombay</i>	—	—	—	—	—	18,605	6,331	1,60,488	65,112	1,02,487
" <i>Sind</i>	—	—	—	—	—	—	—	—	2,863	—
" <i>Madras</i>	—	—	—	—	—	51,868	16,144	11,419	6,442	—
TOTAL	—	—	—	—	—	71,133	21,475	1,71,907	74,417	1,09,764
Cotton Spinning Machinery (III. J)—										
United Kingdom (including Channel Islands)	—	—	—	—	—	1,05,21,638	97,51,310	1,08,26,748	98,31,447	1,26,60,487
Other British Possessions	—	—	—	—	—	2,065	8	655	—	—
TOTAL BRITISH EMPIRE	—	—	—	—	—	1,05,23,703	97,51,318	1,08,27,403	98,31,447	1,26,60,487
Sweden	—	—	—	—	—	1,442	7,879	—	14,131	1,145
Poland (including Danzig)	—	—	—	—	—	—	1,318	36,991	83,058	—
Germany	—	—	—	—	—	2,68,061	5,91,646	2,02,726	8,63,446	2,23,481
Belgium	—	—	—	—	—	8,620	8,669	5,618	724	16,291
France	—	—	—	—	—	4,307	18,898	30,760	63,477	1,11,265
Spain	—	—	—	—	—	1,59,763	1,51,738	1,89,862	2,41,853	2,78,309
Switzerland	—	—	—	—	—	65,890	1,25,464	[31,972	2,20,610	1,08,906
Italy (including Fiume)	—	—	—	—	—	45,880	39,842	56,619	3,44,156	41,108
Austria	—	—	—	—	—	28,367	11,049	8,957	3,969	5,580
Japan	—	—	—	—	—	22,022	57,113	1,41,869	1,89,407	1,95,772
United States of America—										
<i>Via Atlantic Coast</i>	—	—	—	—	—	1,41,366	2,32,353	2,69,868	2,01,705	81,267
Other Foreign Countries	—	—	—	—	—	1,063	7,756	6,376	1,476	2,574
TOTAL FOREIGN COUNTRIES	—	—	—	—	—	7,36,781	12,54,199	9,81,658	16,78,612	10,69,298
<i>Share of Bengal</i>	—	—	—	—	—	9,39,857	6,16,449	4,93,378	10,22,991	16,63,669
" <i>Bombay</i>	—	—	—	—	—	82,61,987	60,83,804	1,02,80,934	78,64,129	92,60,123
" <i>Sind</i>	—	—	—	—	—	1,247	7,422	17,340	4,486	6,83,483
" <i>Madras</i>	—	—	—	—	—	20,46,256	12,74,792	9,89,287	21,08,801	20,68,939
" <i>Burma</i>	—	—	—	—	—	21,137	23,047	26,117	19,862	23,636
TOTAL	—	—	—	—	—	1,12,80,484	1,10,05,514	1,18,09,056	1,10,10,059	1,37,29,755
Cotton Weaving machinery (III. J)—										
United Kingdom (including Channel Islands)	—	—	—	—	—	47,62,060	60,15,922	60,37,396	55,97,764	57,89,287
Other British Possessions	—	—	—	—	—	240	—	—	—	—
TOTAL BRITISH EMPIRE	—	—	—	—	—	47,62,300	60,15,922	60,37,396	55,97,764	57,89,287

GENERAL IMPORTS

(226)

No. 10—continued

ARTICLES, AND COUNTRIES OF CONSIGNMENT; ALSO SHARE OF EACH PROVINCE	QUANTITY					VALUE				
	1930-31	1931-32	1932-33	1933-34	1934-35	1930-31	1931-32	1932-33	1933-34	1934-35
Machinery and Millwork—continued						R	R	R	R	R
<i>Machinery, not being Prime-movers or Electrical machinery—continued</i>										
<i>Textile machinery—continued</i>										
<i>Cotton—continued</i>										
<i>Cotton Weaving machinery (III. J)—continued</i>										
Germany	—	—	—	—	—	2,38,081	4,65,861	5,58,229	9,50,144	8,70,575
Netherlands	—	—	—	—	—	26,091	68,890	49,681	26,458	42,478
Belgium	—	—	—	—	—	15,905	13,550	22,564	15,151	5,483
France	—	—	—	—	—	13,561	68,146	36,597	17,437	47,524
Switzerland	—	—	—	—	—	5,239	4,008	6,423	6,689	4,230
Italy (including Fiume)	—	—	—	—	—	51,368	1,54,713	84,715	1,79,050	1,00,287
Austria	—	—	—	—	—	1,790	5,407	5,871	21,322	48,190
Czechoslovakia	—	—	—	—	—	4,550	27,467	38,232	20,107	3,582
Japan	—	—	—	—	—	1,01,640	48,293	44,184	2,01,210	1,84,016
United States of America— Via Atlantic Coast	—	—	—	—	—	41,616	23,625	93,051	10,229	42,252
Other Foreign Countries	—	—	—	—	—	3,759	..	5,163	4,957	4,893
TOTAL FOREIGN COUNTRIES	—	—	—	—	—	4,98,630	8,74,460	9,44,710	14,53,354	8,53,505
<i>Share of Bengal</i>	—	—	—	—	—	8,05,535	8,62,433	11,34,303	9,99,955	15,37,002
„ <i>Bombay</i>	—	—	—	—	—	44,14,441	57,78,140	55,11,544	50,78,086	42,91,974
„ <i>Sind</i>	—	—	—	—	—	28,491	36,932	36,758	48,262	1,97,305
„ <i>Madras</i>	—	—	—	—	—	2,12,413	1,52,824	3,06,328	9,24,835	5,65,087
„ <i>Burma</i>	—	—	—	—	—	3,263	..	1,423
TOTAL	—	—	—	—	—	52,60,930	69,90,882	70,42,108	70,45,118	65,92,792
Cotton, other sorts (III. J)—										
United Kingdom (including Channel Islands)	—	—	—	—	—	8,33,324	7,15,853	11,81,179	13,46,328	24,00,374
Other British Possessions	—	—	—	—	—	3,794
TOTAL BRITISH EMPIRE	—	—	—	—	—	8,33,324	7,15,853	11,84,973	13,46,328	24,00,374
Germany	—	—	—	—	—	1,24,462	1,49,104	3,00,693	2,76,044	5,59,389
Belgium	—	—	—	—	—	10,299	18,045	269	35,641	33,761
Switzerland	—	—	—	—	—	24,403	..	2,839	63,832	14,897
Italy (including Fiume)	—	—	—	—	—	83	..	4,189	24,367	1,12,264
Czechoslovakia	—	—	—	—	—	12,224	..	1,631
Japan	—	—	—	—	—	..	42	1,691	6,127	15,983
United States of America— Via Atlantic Coast	—	—	—	—	—	40,636	1,40,552	2,225	26,346	1,53,181
Other Foreign Countries	—	—	—	—	—	6,012	..	921	1,787	8,932
TOTAL FOREIGN COUNTRIES	—	—	—	—	—	2,05,896	3,07,743	3,25,051	4,34,144	8,99,883
<i>Share of Bengal</i>	—	—	—	—	—	782	3,532	..	4,07,171	2,05,195
„ <i>Bombay</i>	—	—	—	—	—	7,11,312	7,10,213	10,59,873	8,94,225	10,55,652
„ <i>Sind</i>	—	—	—	—	—	2,32,669	2,41,853	1,25,933	2,47,093	9,26,363
„ <i>Madras</i>	—	—	—	—	—	92,555	67,873	3,22,878	2,28,269	1,94,402
„ <i>Burma</i>	—	—	—	—	—	2,001	125	1,490	3,694	13,151
TOTAL	—	—	—	—	—	10,39,219	10,23,596	15,10,024	17,80,472	32,99,762
Total Cotton machinery—										
United Kingdom (including Channel Islands)	—	—	—	—	—	1,02,63,683	1,07,35,177	1,84,03,936	1,66,01,563	2,10,14,138
Other British Possessions	—	—	—	—	—	2,441	203	4,459
TOTAL BRITISH EMPIRE	—	—	—	—	—	1,02,66,124	1,07,35,446	1,84,18,395	1,66,01,563	2,10,14,138

No. 10—continued

ARTICLES, AND COUNTRIES OF CONSIGNMENT; ALSO SHARE OF EACH PROVINCE	QUANTITY					VALUE				
	1930-31	1931-32	1932-33	1933-34	1934-35	1930-31	1931-32	1932-33	1933-34	1934-35
<i>Machinery and Millwork—continued</i>										
<i>Machinery, not being Prime- movers or Electrical machinery—continued</i>						R	R	R	R	R
<i>Textile machinery—continued</i>										
<i>Total Cotton Machinery—contd.</i>										
Sweden	—	—	—	—	—	1,751	7,879	1,478	15,022	1,145
Poland (including Danzig)	—	—	—	—	—	..	1,318	38,955	33,831	1,559
Germany	—	—	—	—	—	7,21,809	13,02,144	12,10,102	18,27,433	13,08,186
Netherlands	—	—	—	—	—	27,169	72,696	60,391	26,958	42,965
Belgium	—	—	—	—	—	84,884	40,258	30,981	51,516	56,135
France	—	—	—	—	—	18,504	82,044	68,278	83,201	1,61,533
Spain	—	—	—	—	—	1,59,768	1,51,738	1,90,319	2,42,766	2,78,309
Switzerland	—	—	—	—	—	85,532	1,29,502	45,141	2,91,188	1,37,087
Italy (including Flume)	—	—	—	—	—	99,845	1,94,655	1,52,803	5,56,639	3,08,827
Austria	—	—	—	—	—	30,651	16,456	14,828	25,291	57,743
Czechoslovakia	—	—	—	—	—	4,570	28,779	55,177	21,120	6,434
Japan	—	—	—	—	—	1,23,662	1,05,448	1,90,238	3,98,569	3,95,583
United States of America— Via Atlantic Coast	—	—	—	—	—	2,25,648	3,07,659	3,80,212	2,39,681	2,30,243
Other Foreign Countries	—	—	—	—	—	8,297	2,588	2,209	3,171	6,660
TOTAL FOREIGN COUNTRIES	—	—	—	—	—	15,41,565	25,33,164	24,31,112	38,16,450	31,03,409
<i>Share of Bengal</i>	—	—	—	—	—	15,48,387	14,82,467	16,32,688	24,30,127	34,06,636
„ <i>Bombay</i>	—	—	—	—	—	1,34,85,935	1,68,94,864	1,73,09,830	1,42,60,819	1,00,02,167
„ <i>Sind</i>	—	—	—	—	—	2,67,585	3,36,207	1,80,081	3,02,694	18,12,166
„ <i>Madras</i>	—	—	—	—	—	24,81,151	15,31,899	16,38,071	33,00,806	28,48,428
„ <i>Burma</i>	—	—	—	—	—	24,651	23,172	33,339	23,567	48,110
TOTAL	—	—	—	—	—	1,78,07,709	1,92,68,609	2,08,44,507	2,03,18,013	2,41,17,547
<i>Jute (III. J)—</i>										
United Kingdom (including Channel Islands)	—	—	—	—	—	79,75,044	31,55,574	35,13,822	31,62,509	52,80,007
Straits Settlements	—	—	—	—	—	39	..
TOTAL	—	—	—	—	—	79,75,044	31,55,574	35,13,822	31,62,548	52,80,007
Sweden	—	—	—	—	—	23,047	11,112	7,438	2,768	4,106
Germany	—	—	—	—	—	19,652	30,810	23,772	25,429	50,417
Netherlands	—	—	—	—	—	85,450	3,080	2,902	1,070	7,111
Belgium	—	—	—	—	—	8,828	3,099	14,691	4,132	8,467
France	—	—	—	—	—	3,863	4,266	9,100	5,548	10,553
Spain	—	—	—	—	—	5,382	25,264	20,704
Italy (including Flume)	—	—	—	—	—	23,417	2,565	3,859	558	218
United States of America— Via Atlantic Coast	—	—	—	—	—	43,696	11,916	14,658	1,987	18,289
Other Foreign Countries	—	—	—	—	—	..	1,009	119	1,356	12,777
TOTAL FOREIGN COUNTRIES	—	—	—	—	—	1,57,953	67,803	86,921	68,112	1,22,644
<i>Share of Bengal</i>	—	—	—	—	—	81,32,997	32,17,812	35,33,354	31,90,060	51,06,036
„ <i>Bombay</i>	—	—	—	—	—	2,737	1,613	..
„ <i>Madras</i>	—	—	—	—	—	..	5,625	6,662	39,037	2,36,616
TOTAL	—	—	—	—	—	81,32,997	32,23,437	34,00,743	32,30,660	54,02,651
<i>Shuttles (excluding those for sewing machines) (III. J)—</i>										
United Kingdom (including Channel Islands)	—	—	—	—	—	6,55,781	6,65,617	5,93,728	4,93,350	6,18,297

GENERAL IMPORTS

(228)

No. 10—continued

ARTICLES, AND COUNTRIES OF CONSIGNMENT; ALSO SHARE OF EACH PROVINCE	QUANTITY					VALUE				
	1930-31	1931-32	1932-33	1933-34	1934-35	1930-31	1931-32	1932-33	1933-34	1934-35
Machinery and Millwork—continued										
<i>Machinery, not being Prime-movers or Electrical machinery—continued</i>						R	R	R	R	R
<i>Textile machinery—continued</i>										
<i>Shuttles (excluding those for sewing machines) (III. J)—continued</i>										
Germany	—	—	—	—	—	5,567	41,767	9,444	1,567	5,412
France	—	—	—	—	—	20,533	18,977	8,228	3,590	353
Switzerland	—	—	—	—	—	2,813	5,796	26,516	13,705	742
Italy (including Fiume)	—	—	—	—	—	1,10,394	1,05,372	1,13,808	91,047	1,25,697
Japan	—	—	—	—	—	5,411	16,151	26,704	50,410	54,307
Other Foreign Countries	—	—	—	—	—	803	5,653	..	946	5,146
TOTAL FOREIGN COUNTRIES	—	—	—	—	—	1,45,321	1,93,716	1,84,500	1,61,265	1,91,657
<i>Share of Bengal</i>	—	—	—	—	—	30,536	53,422	26,347	65,055	66,013
„ <i>Bombay</i>	—	—	—	—	—	7,05,775	3,00,510	7,20,123	5,70,040	7,26,800
„ <i>Madras</i>	—	—	—	—	—	14,228	5,301	29,866	18,258	12,242
„ <i>Burma</i>	—	—	—	—	—	563	..	1,322	1,262	4,399
TOTAL	—	—	—	—	—	8,01,102	8,59,333	7,78,223	6,54,615	8,09,954
Wool machinery (III. J)—										
United Kingdom (including Channel Islands)	—	—	—	—	—	1,10,379	1,07,138	2,46,144	2,93,620	1,62,600
Poland (including Danzig)	—	—	—	—	—	10,016	..
Germany	—	—	—	—	—	3,579	20,004	39,084	20,724	1,703
Japan	—	—	—	—	—	5,999
Other Foreign Countries	—	—	—	—	—	680	3,130	2,711
TOTAL FOREIGN COUNTRIES	—	—	—	—	—	3,579	29,004	39,744	33,870	10,413
<i>Share of Bengal</i>	—	—	—	—	—	44,472	35,122	63,229	1,39,652	53,694
„ <i>Bombay</i>	—	—	—	—	—	14,676	26,781	16,117	23,935	25,713
„ <i>Sind</i>	—	—	—	—	—	54,445	60,686	1,94,025	1,66,878	88,268
„ <i>Madras</i>	—	—	—	—	—	365	4,493	7,517	7,225	5,338
TOTAL	—	—	—	—	—	1,14,458	1,27,142	2,85,888	3,27,490	1,73,013
Other sorts (III. J)—										
United Kingdom (including Channel Islands)	—	—	—	—	—	11,44,688	7,12,499	8,96,168	8,75,476	12,14,944
Other British Possessions	—	—	—	—	—	241	1,138	35
TOTAL BRITISH EMPIRE	—	—	—	—	—	11,44,929	7,13,637	8,96,203	8,75,476	12,14,944
Sweden	—	—	—	—	—	1,902	466	32,777	55,280	43,320
Germany	—	—	—	—	—	1,27,246	4,25,579	3,28,362	4,17,116	3,67,008
Netherlands	—	—	—	—	—	5,497	3,805	2,520	..	444
Belgium	—	—	—	—	—	27,814	2,340	138	1,890	6,222
France	—	—	—	—	—	14,603	47,867	17,071	33,320	33,826
Spain	—	—	—	—	—	2,469	23,402
Switzerland	—	—	—	—	—	51,199	12,865	17,523	1,02,641	20,552
Italy (including Fiume)	—	—	—	—	—	10,536	23,707	37,511	31,324	75,365
Japan	—	—	—	—	—	250	2,365	1,218	24,350	48,549
United States of America— Via Atlantic Coast	—	—	—	—	—	24,353	52,503	6,102	13,337	33,530
Other Foreign Countries	—	—	—	—	—	710	1,037	602
TOTAL FOREIGN COUNTRIES	—	—	—	—	—	2,64,110	5,78,084	4,41,222	6,81,777	7,06,819
<i>Share of Bengal</i>	—	—	—	—	—	2,47,443	1,62,300	1,08,553	1,36,025	3,01,243
„ <i>Bombay</i>	—	—	—	—	—	6,97,170	6,19,924	6,22,605	6,64,935	11,13,254
„ <i>Sind</i>	—	—	—	—	—	13,876	64,163	44,204	30,778	1,21,650
„ <i>Madras</i>	—	—	—	—	—	4,43,677	4,37,450	5,66,035	6,13,213	3,19,319
„ <i>Burma</i>	—	—	—	—	—	1,388	7,384	5,978	12,252	24,597
TOTAL	—	—	—	—	—	14,09,039	12,91,721	13,37,425	15,57,258	19,20,783

No. 10—continued

ARTICLES, AND COUNTRIES OF CONSIGNMENT; ALSO SHARE OF EACH PROVINCE	QUANTITY					VALUE				
	1930-31	1931-32	1932-33	1933-34	1934-35	1930-31	1931-32	1932-33	1933-34	1934-35
						R	R	R	R	R
Machinery and Millwork—continued										
<i>Machinery, not being Prime-movers or Electrical machinery—continued</i>										
Total Textile Machinery—										
United Kingdom (including Channel Islands)	--	--	--	--	--	2,61,50,075	2,18,76,005	2,36,58,798	2,13,26,518	2,82,89,086
Ceylon (excluding Maldives)	--	--	--	--	--	564	843	700	--	--
Other British Possessions	--	--	--	--	--	2,118	568	3,794	39	--
TOTAL BRITISH EMPIRE	--	--	--	--	--	2,61,52,757	2,18,77,411	2,36,63,297	2,13,26,557	2,82,89,086
Sweden	--	--	--	--	--	26,700	19,457	41,693	73,070	48,578
Poland (including Danzig)	--	--	--	--	--	--	1,318	38,955	48,897	1,559
Germany	--	--	--	--	--	8,77,853	18,20,304	16,18,744	22,62,274	17,92,728
Netherlands	--	--	--	--	--	68,136	70,587	55,909	28,028	52,595
Belgium	--	--	--	--	--	72,106	46,596	45,810	57,538	68,111
France	--	--	--	--	--	57,503	1,53,154	1,08,261	1,25,659	2,06,204
Spain	--	--	--	--	--	1,59,768	1,51,788	1,95,701	2,70,499	3,20,017
Switzerland	--	--	--	--	--	1,39,544	1,49,172	89,180	4,11,138	1,68,510
Italy (including Fiume)	--	--	--	--	--	2,43,692	3,31,299	3,07,781	6,79,568	5,13,689
Austria	--	--	--	--	--	30,651	17,393	14,828	25,291	57,743
Czechoslovakia	--	--	--	--	--	4,570	31,402	55,177	22,707	6,893
Japan	--	--	--	--	--	1,29,323	1,24,464	2,18,279	4,73,579	5,07,822
United States of America— Via Atlantic Coast	--	--	--	--	--	2,93,700	4,64,359	4,00,972	2,55,055	3,77,244
Other Foreign Countries	--	--	--	--	--	9,007	2,588	2,209	3,171	16,196
TOTAL FOREIGN COUNTRIES	--	--	--	--	--	21,12,548	33,92,631	31,83,499	47,61,474	41,33,942
Share of Bengal	--	--	--	--	--	1,00,53,840	49,51,183	54,79,169	60,10,919	39,93,771
" Bombay	--	--	--	--	--	1,49,03,556	1,73,42,179	1,86,71,417	1,55,21,292	1,78,65,534
" Sind	--	--	--	--	--	3,35,908	4,61,056	4,18,310	5,40,150	20,62,074
" Madras	--	--	--	--	--	39,44,921	19,84,788	22,36,191	39,78,589	34,21,943
" Burma	--	--	--	--	--	27,082	31,055	41,699	37,081	77,606
TOTAL	--	--	--	--	--	2,82,65,305	2,17,70,242	2,68,46,786	2,60,88,031	3,24,23,028
Typewriters—										
Typewriters (III. J)—										
United Kingdom (including Channel Islands)	No. 1,040	No. 244	No. 241	No. 732	No. 219	1,78,309	81,842	84,737	1,05,580	27,759
Ceylon (excluding Maldives)	10	7	8	4	51	1,370	640	516	148	3,373
Straits Settlements	6	55	2	6	3	1,168	9,351	60	378	165
Other British Possessions	3	5	4	9	27	486	455	246	878	2,160
TOTAL BRITISH EMPIRE	1,061	311	255	751	300	1,81,778	42,293	85,559	1,06,934	33,957
Germany	592	298	91	308	391	81,328	47,229	17,030	34,534	49,214
Italy (including Fiume)	174	86	3	7	20	26,610	8,890	462	882	1,663
United States of America— Via Atlantic Coast	18,687	6,557	3,579	5,486	14,485	18,94,056	3,85,826	5,06,259	5,99,850	14,89,890
" Pacific	2	--	1	13	2	204	--	75	2,237	19,977
Other Foreign Countries	23	23	15	15	27	6,171	2,190	1,740	1,016	2,193
TOTAL FOREIGN COUNTRIES	14,483	6,964	3,699	5,827	14,925	20,08,364	9,44,135	5,25,576	6,38,519	15,62,937
Share of Bengal	5,715	4,398	2,106	4,428	11,625	7,37,782	6,45,938	3,01,583	4,72,739	11,74,461
" Bombay	5,285	1,471	1,069	1,093	1,693	7,63,841	2,19,959	1,51,192	1,35,227	2,03,056
" Sind	1,099	78	80	146	360	1,70,139	7,768	6,670	13,131	40,285
" Madras	1,914	562	579	825	1,354	2,76,461	78,041	80,881	1,11,657	1,56,219
" Burma	1,531	271	140	88	193	1,91,919	34,699	20,598	9,649	22,353
TOTAL	15,544	7,275	3,944	6,578	15,225	21,90,142	9,80,423	5,61,134	7,45,453	15,96,894

GENERAL IMPORTS

(230)

No. 10—continued

ARTICLES, AND COUNTRIES OF CONSIGNMENT; ALSO SHARE OF EACH PROVINCE	QUANTITY					VALUE				
	1930-31	1931-32	1932-33	1933-34	1934-35	1930-31	1931-32	1932-33	1933-34	1934-35
						₹	₹	₹	₹	₹
Machinery and Millwork—continued										
<i>Machinery, not being Prime-movers or Electrical machinery—continued</i>										
Parts and accessories of typewriters (III. J)—										
United Kingdom (including Channel Islands)	—	—	—	—	—	59,729	34,994	60,666	83,059	81,634
Other British Possessions	—	—	—	—	—	408	46	12	86	..
TOTAL BRITISH EMPIRE	—	—	—	—	—	60,132	35,040	60,678	83,144	81,634
Austria	—	—	—	—	—	1,218	992	5,116	2,176	862
United States of America—										
<i>Via Atlantic Coast</i>	—	—	—	—	—	2,03,192	2,59,205	69,189	1,25,621	1,39,855
Other Foreign Countries	—	—	—	—	—	7,787	6,763	3,310	3,366	8,074
TOTAL FOREIGN COUNTRIES	—	—	—	—	—	2,12,197	2,65,968	77,615	1,31,183	1,48,791
<i>Share of Bengal</i>	—	—	—	—	—	1,34,204	2,04,368	67,617	1,32,439	1,39,895
" <i>Bombay</i>	—	—	—	—	—	84,234	42,122	39,238	37,333	49,081
" <i>Sind</i>	—	—	—	—	—	9,910	9,699	7,302	12,171	8,927
" <i>Madras</i>	—	—	—	—	—	23,432	25,525	19,440	18,244	20,703
" <i>Burma</i>	—	—	—	—	—	20,499	19,286	14,696	14,120	11,819
TOTAL	—	—	—	—	—	2,72,329	3,01,000	1,38,293	2,14,307	2,30,425
Other sorts of machinery (excluding printing machinery) (III. J)—										
United Kingdom (including Channel Islands)	—	—	—	—	—	1,35,53,512	92,28,291	93,97,167	89,04,775	1,12,76,019
Ceylon (excluding Maldives)	—	—	—	—	—	48,623	63,899	28,858	14,048	34,644
Straits Settlements	—	—	—	—	—	1,28,928	51,965	61,866	64,738	1,29,665
Kenya Colony	—	—	—	—	—	5,493	4	..
Canada—										
<i>Via Atlantic Coast</i>	—	—	—	—	—	10,628	9,366	3,119	4,312	598
Commonwealth of Australia	—	—	—	—	—	15,004	24,884	10,426	20,966	13,793
Other British Possessions	—	—	—	—	—	2,004	2,764	2,420	2,270	1,960
TOTAL BRITISH EMPIRE	—	—	—	—	—	1,37,58,699	93,81,160	95,09,349	90,71,122	1,14,56,679
Sweden	—	—	—	—	—	8,99,154	2,03,162	1,30,654	2,08,075	1,63,695
Norway	—	—	—	—	—	..	222	525	1,110	6,958
Denmark	—	—	—	—	—	1,10,783	1,37,584	97,815	7,26,026	3,43,197
Germany	—	—	—	—	—	19,09,688	22,41,619	17,67,907	26,86,992	24,03,614
Netherlands	—	—	—	—	—	71,124	99,621	1,21,556	1,11,535	53,353
Belgium	—	—	—	—	—	2,65,825	3,78,774	83,621	1,36,976	1,13,992
France	—	—	—	—	—	1,70,475	66,135	59,634	1,13,993	1,76,231
Switzerland	—	—	—	—	—	1,44,978	2,18,540	1,08,415	2,14,045	42,403
Italy (including Fiume)	—	—	—	—	—	4,87,381	2,76,297	2,38,332	2,47,800	2,87,304
Austria	—	—	—	—	—	20,516	14,049	16,553	11,466	65,516
Czechoslovakia	—	—	—	—	—	14,167	21,054	96,163	86,620	82,211
Java	—	—	—	—	—	20	1,675	1,952	..	14,099
Borneo (Dutch)	—	—	—	—	—	8,727	..
Iraq	—	—	—	—	—	240	350	705	2,485	6,125
China (exclusive of Hong-kong and Macao)	—	—	—	—	—	..	1,400	3,986	17,055	21,177
Japan	—	—	—	—	—	2,99,837	1,61,822	1,33,273	1,80,686	2,66,090
Egypt	—	—	—	—	—	60	6,444	5,466	157	757
United States of America—										
<i>Via Atlantic Coast</i>	—	—	—	—	—	32,18,755	20,70,680	27,09,152	17,42,260	31,37,693
" <i>Pacific</i> "	—	—	—	—	—	87,163	2,40,362	85,793	63,594	64,387
Other Foreign Countries	—	—	—	—	—	5,151	675	3,949	3,866	1,933
TOTAL FOREIGN COUNTRIES	—	—	—	—	—	78,01,277	61,34,915	56,65,441	65,61,027	72,49,735

No. 10—continued

ARTICLES, AND COUNTRIES OF CONSIGNMENT; ALSO SHARE OF EACH PROVINCE	QUANTITY					VALUE				
	1930-31	1931-32	1932-33	1933-34	1934-35	1930-31	1931-32	1932-33	1933-34	1934-35
Machinery and Millwork—continued										
<i>Machinery, not being Prime-movers or Electrical machinery—continued</i>										
<i>Other sorts of machinery (excluding printing machinery) (III. J)—continued</i>										
<i>Share of Bengal . . .</i>	—	—	—	—	—	1,16,22,663	71,60,221	85,19,233	73,39,754	98,08,453
<i>" Bombay . . .</i>	—	—	—	—	—	40,86,130	39,83,409	33,54,623	36,69,779	42,41,988
<i>" Sind . . .</i>	—	—	—	—	—	14,75,331	13,63,710	8,89,564	12,92,636	10,06,018
<i>" Madras . . .</i>	—	—	—	—	—	30,08,852	19,67,230	14,70,328	23,11,790	20,22,914
<i>" Burma . . .</i>	—	—	—	—	—	13,60,100	10,41,514	9,41,042	10,21,290	16,27,041
TOTAL . . .	—	—	—	—	—	2,15,59,976	1,56,16,084	1,51,74,790	1,56,35,140	1,87,06,414
Total value of Machinery and Millwork—										
United Kingdom (including Channel Islands) . . .	—	—	—	—	—	10,72,18,246	7,73,18,410	7,81,21,504	8,73,47,934	9,16,27,996
Ceylon (excluding Maldives) . . .	—	—	—	—	—	2,19,180	2,16,782	2,00,639	1,91,040	2,57,533
Straits Settlements . . .	—	—	—	—	—	2,14,901	1,05,879	1,25,922	1,61,474	2,23,241
Hongkong . . .	—	—	—	—	—	1,018	3,703	60	5,468	20
Union of South Africa . . .	—	—	—	—	—	1,468	3,506	7,625	8,380	1,946
Kenya Colony . . .	—	—	—	—	—	1,918	1,085	9,660	7,518	2,592
Canada—										
<i>Via Atlantic Coast . . .</i>	—	—	—	—	—	81,796	1,30,990	1,73,353	1,38,516	16,642
<i>" Pacific " . . .</i>	—	—	—	—	—	4,376	..
Commonwealth of Australia . . .	—	—	—	—	—	38,568	87,899	27,493	29,800	19,501
Other British Possessions . . .	—	—	—	—	—	8,877	3,504	1,126	1,901	7,787
TOTAL BRITISH EMPIRE . . .	—	—	—	—	—	10,77,80,952	7,78,72,338	7,86,07,232	8,78,95,897	9,20,56,608
U. S. S. E.—										
Northern . . .	—	—	—	—	—	26,419	40	..	549	..
Southern . . .	—	—	—	—	—	2,964	195	181
Sweden . . .	—	—	—	—	—	12,67,352	8,21,667	6,54,614	9,27,594	9,90,033
Norway . . .	—	—	—	—	—	16,282	3,147	6,032	4,535	29,488
Denmark . . .	—	—	—	—	—	1,98,655	2,13,276	1,48,921	7,92,271	4,97,625
Poland (including Danzig) . . .	—	—	—	—	—	2,131	21,378	54,569	44,621	1,550
Germany . . .	—	—	—	—	—	1,18,06,445	1,12,27,134	98,05,667	1,31,77,104	1,26,57,783
Netherlands . . .	—	—	—	—	—	4,76,523	3,72,991	14,36,681	67,69,366	9,01,834
Belgium . . .	—	—	—	—	—	14,39,064	26,78,232	38,61,937	42,59,682	16,74,037
France . . .	—	—	—	—	—	6,26,136	5,89,736	2,92,182	4,83,466	17,19,910
Spain . . .	—	—	—	—	—	1,59,768	1,53,902	2,00,355	2,75,065	3,26,210
Portugal (including Azores and Madeira) . . .	—	—	—	—	—	..	5,226	..	5,684	6,794
Switzerland . . .	—	—	—	—	—	9,55,935	9,89,938	5,38,407	10,64,942	7,06,364
Italy (including Fiume) . . .	—	—	—	—	—	15,24,289	13,32,934	7,34,185	18,16,427	12,09,537
Austria . . .	—	—	—	—	—	1,62,891	2,02,282	75,368	1,42,071	2,91,907
Hungary . . .	—	—	—	—	—	12,187	..	34,143	1,03,264	31,936
Czechoslovakia . . .	—	—	—	—	—	85,569	1,45,783	3,68,104	14,99,163	5,51,626
Turkey, Asiatic . . .	—	—	—	—	—	5,003	640	..
Iraq . . .	—	—	—	—	—	1,279	2,580	765	4,303	28,199
Java . . .	—	—	—	—	—	4,133	1,845	2,362	19,765	49,809
Philippines . . .	—	—	—	—	—	15,249	1,530	4,495
Borneo (Dutch) . . .	—	—	—	—	—	8,727	..
China (exclusive of Hongkong and Macao) . . .	—	—	—	—	—	1,446	2,665	6,180	19,147	24,876
Japan . . .	—	—	—	—	—	4,84,667	3,74,397	4,14,060	7,77,254	11,24,764
Egypt . . .	—	—	—	—	—	1,510	6,574	6,076	3,904	782
United States of America—										
<i>Via Atlantic Coast . . .</i>	—	—	—	—	—	1,62,73,661	1,11,73,924	74,66,939	74,50,777	1,07,01,852
<i>" Pacific " . . .</i>	—	—	—	—	—	11,41,981	10,37,760	6,44,597	6,22,303	7,75,537
Other Foreign Countries . . .	—	—	—	—	—	5,866	11,603	5,363	3,770	4,623
TOTAL FOREIGN COUNTRIES . . .	—	—	—	—	—	3,16,97,400	3,13,61,259	2,67,56,778	3,97,97,604	3,43,10,570

GENERAL IMPORTS

No. 10—continued

ARTICLES, AND COUNTRIES OF CONSIGNMENT; ALSO SHARE OF EACH PROVINCE	QUANTITY					VALUE				
	1930-31	1931-32	1932-33	1933-34	1934-35	1930-31	1931-32	1932-33	1933-34	1934-35
Machinery and Millwork—concluded						R	R	R	R	R
<i>Total value of Machinery and Millwork—continued</i>										
Share of Bengal	—	—	—	—	—	5,58,70,343	3,31,39,451	4,01,17,180	5,15,59,198	4,64,85,216
“ Bombay	—	—	—	—	—	3,99,42,898	8,57,79,875	3,66,75,008	4,21,69,761	4,37,24,927
“ Sind	—	—	—	—	—	1,16,29,857	1,39,39,819	1,12,75,845	1,27,15,999	1,08,16,908
“ Madras	—	—	—	—	—	1,99,51,947	1,34,63,552	1,07,66,047	1,44,71,123	1,56,05,329
“ Burma	—	—	—	—	—	1,60,90,607	1,29,10,807	65,90,180	67,76,800	1,13,34,838
TOTAL	—	—	—	—	—	14,34,78,352	10,92,33,597	10,54,24,060	12,76,92,871	12,03,67,178
Manures (excluding oil cake)—										
Nitrogenous—										
Nitrate of Soda (II. S)—	Tons	Tons	Tons	Tons	Tons					
United Kingdom (including Channel Islands)	5	447	297	526	603	908	57,016	38,039	64,541	63,538
Ceylon (excluding Maldives)	100	14,255
TOTAL BRITISH EMPIRE	5	547	297	526	603	908	71,271	38,039	64,541	63,538
Norway	218	318	269	533	397	29,377	40,866	34,408	64,574	40,793
Germany	70	520	165	205	90	10,695	66,202	21,816	26,296	10,573
Netherlands	74	1	..	10,640	258	..
Belgium	149	331	454	659	1,130	22,324	43,101	56,862	75,179	45,218
Jugo-Slavia (Kingdom of the Serbs, Croats and Slovenes)	77	200	6,600	17,340
Japan	100	8,549	..
United States of America—										
Via Atlantic Coast	295	395	..	32,527	34,865
Chile (including the Pacific Coast of Patagonia)	3,813	..	45	116	695	5,22,546	..	5,720	8,764	64,185
Other Foreign Countries	13	10	2,402	1,429
TOTAL FOREIGN COUNTRIES	4,324	1,472	943	1,691	2,916	5,95,588	1,85,098	1,20,235	1,80,220	2,12,974
Share of Bengal	1,478	1,406	639	1,061	1,948	2,05,027	1,76,077	68,793	1,22,485	1,19,433
“ Bombay	70	390	408	547	489	10,695	49,854	51,461	66,814	62,682
“ Sind	104	133	168	225	153	14,447	18,528	31,598	26,514	16,909
“ Madras	3,677	80	125	334	929	3,66,322	10,360	16,422	37,948	88,138
“ Burma	70	1,550
TOTAL	4,329	2,019	1,240	2,217	3,519	5,95,491	2,56,869	1,58,274	2,53,761	2,76,512
Sulphate of Ammonia (II. S)—	Tons	Tons	Tons	Tons	Tons					
United Kingdom (including Channel Islands)	19,168	16,148	36,037	28,956	40,035	25,64,138	18,78,174	36,73,731	28,23,622	39,22,840
Ceylon (excluding Maldives)	19	..	296	2,854	..	29,928	..
Canada—										
Via Atlantic Coast	1	78
TOTAL BRITISH EMPIRE	19,168	16,167	36,038	29,252	40,035	25,64,138	18,78,028	36,73,799	28,53,550	39,22,840
Germany	200	120	286	10	..	23,820	14,545	34,080	1,635	..
Netherlands	82	40	..	13,304	20	42	4,231	..
Belgium	401	100	1,257	51,197	9,824	1,24,213
Japan	31	248	120	2,577	22,396	12,011
United States of America—										
Via Atlantic Coast	670	12	57,671
“ Pacific “	250	22,500	6
TOTAL FOREIGN COUNTRIES	683	220	1,574	548	790	88,338	24,399	1,60,912	50,762	80,687
Share of Bengal	6,346	3,739	10,395	5,587	6,995	8,03,229	3,58,229	10,25,552	5,49,221	6,57,879
“ Bombay	5,041	4,365	6,265	7,567	11,629	6,98,039	5,21,325	6,47,662	7,12,391	10,04,988
“ Sind	395	20	..	143	565	55,144	2,615	..	14,416	54,609
“ Madras	7,979	3,803	20,941	16,480	21,670	10,84,635	10,20,700	31,60,204	16,26,426	22,32,904
“ Burma	90	9	11	13	116	13,484	353	1,193	1,858	12,347
TOTAL	19,351	16,367	37,612	29,800	40,875	26,52,471	19,00,427	32,34,711	39,04,312	39,92,527

No. 10—continued

ARTICLES, AND COUNTRIES OF CONSIGNMENT; ALSO SHARE OF EACH PROVINCE	QUANTITY					VALUE				
	1930-31	1931-32	1932-33	1933-34	1934-35	1930-31	1931-32	1932-33	1933-34	1934-35
<i>Manures (excluding Oilcake)—continued</i>						R	R	R	R	R
<i>Nitrogenous—continued</i>		Tons	Tons	Tons	Tons					
Other† (U. S.)—United Kingdom (including Channel Islands)	—	283	291	—	38,020	38,055
Other British Possessions	—	8	7	—	247	2,076
TOTAL BRITISH EMPIRE	—	8	7	283	291	—	247	2,076	38,020	38,055
Italy (including Fiume)	—	900	100	..	100	—	81,672	8,635	..	8,710
Jugo-Slavia (Kingdom of the Serbs, Croats and Slovenes)	—	300	300	320	300	—	26,954	25,500	27,346	26,715
Japan	—	267	17	—	29,099	1,336
Other Foreign Countries	—	20	..	—	151	70	1,890	4
TOTAL FOREIGN COUNTRIES	—	1,200	400	607	417	—	1,08,877	84,105	58,935	36,765
<i>Share of Bengal</i>	—	900	3	117	216	—	81,672	2,580	22,241	18,587
„ <i>Bombay</i>	—	..	2	108	291	—	12	383	14,167	35,047
„ <i>Sind</i>	—	—	120	46	..	3
„ <i>Madras</i>	—	303	492	665	302	—	27,920	34,073	60,557	13,178
TOTAL	—	1,203	407	890	708	—	1,08,924	87,081	96,955	74,820
<i>Potassic—</i>	Tons	Tons	Tons	Tons	Tons					
<i>Muriate of Potash (U. S.)—</i>										
United Kingdom (including Channel Islands)	202	50	..	23,795	16	27	6,542	..
Palestine	450	600	1,050	67,065	76,883	1,11,600
Ceylon (excluding Maldives)	150	20,979
TOTAL BRITISH EMPIRE	202	..	600	650	1,050	23,795	16	88,071	83,430	1,11,600
Germany	4,116	3,258	1,024	1,155	875	4,57,564	3,85,405	1,41,932	1,48,328	89,832
Netherlands	100	12,761	..
Belgium	1,475	10	282	845	..	1,82,230	2,842	85,958	86,521
France	185	50	225	355	..	23,438	6,841	30,092	40,047
Spain	800	1,12,657
Switzerland	100	13,340
Egypt	129	802	700	802	..	12,100	1,00,511	84,408	72,841
Other Foreign Countries	10	1,310
TOTAL FOREIGN COUNTRIES	4,116	5,047	2,786	2,462	2,837	4,57,564	6,08,178	3,78,123	3,12,145	2,90,561
<i>Share of Bengal</i>	2,692	2,559	1,502	1,115	1,208	2,88,932	3,01,284	1,97,930	1,33,819	1,12,414
„ <i>Bombay</i>	5	10	0	575	1,215	1,180
„ <i>Sind</i>	10	1,126
„ <i>Madras</i>	1,721	2,438	1,884	1,997	2,720	1,91,852	2,99,674	2,68,264	2,61,756	2,88,557
TOTAL	4,318	5,047	3,386	3,112	3,937	4,81,859	6,03,189	4,66,194	3,95,575	4,02,161
<i>Others (U. S.) (a)—</i>		Tons	Tons	Tons	Tons					
United Kingdom (including Channel Islands)	—	..	141	40	346	—	6	23,060	7,197	42,110
Palestine	—	..	65	..	100	—	..	6,369	..	5,903
TOTAL BRITISH EMPIRE	—	..	226	40	446	—	6	29,429	7,197	48,013
Germany	—	1,151	112	296	1,000	—	1,09,368	20,514	45,814	1,15,613
Belgium	—	895	70	335	200	—	30,636	12,224	34,853	18,971
France	—	21	75	—	3,386	8,250
Other Foreign Countries	—	1	25	25	75	—	100	1,828	1,110	7,639
TOTAL FOREIGN COUNTRIES	—	1,547	207	677	1,350	—	1,40,904	34,564	85,172	1,50,473
<i>Share of Bengal</i>	—	1,175	115	215	631	—	83,386	19,750	32,526	76,031
„ <i>Bombay</i>	—	19	..	15	10	—	1,754	..	2,257	1,041
„ <i>Sind</i>	—	10	—	1,456
„ <i>Madras</i>	—	350	315	487	1,105	—	48,386	44,243	67,588	1,22,364
TOTAL	—	1,547	433	717	1,706	—	1,41,070	63,993	92,359	1,98,480

† Separately shown from 1931-32, figures prior to 1931-32 were shown under horizontal.
(a) Separately shown from 1931-32.

GENERAL IMPORTS

(234)

No. 10—continued

ARTICLES, AND COUNTRIES, OF CONSIGNMENT; ALSO SHARE OF EACH PROVINCE	QUANTITY					VALUE				
	1930-31	1931-32	1932-33	1933-34	1934-35	1930-31	1931-32	1932-33	1933-34	1934-35
Manures (excluding Guano)— continued						R	R	R	R	R
Phosphatic—		Tons	Tons	Tons	Tons					
Super-phosphate (II. S) (a)— United Kingdom (including Channel Islands)	—	106	71	102	65	—	6,870	9,841	10,805	7,990
Ceylon (excluding Maldives)	—	89	—	13,225
Union of South Africa	—	325	600	—	15,404	28,200
Other British Possessions	—	..	3	—	..	440
TOTAL BRITISH EMPIRE	—	195	74	427	665	—	20,095	10,281	26,209	36,199
Germany	—	130	252	—	9,884	14,138
Netherlands	—	2,004	672	685	375	—	1,16,544	53,080	46,246	23,577
Belgium	—	1,314	605	215	525	—	99,851	41,556	21,281	57,410
Austria	—	20	..	—	1,099	..
Japan	—	340	1,975	1,753	3,035	—	24,723	91,421	1,22,277	2,23,479
Egypt	—	150	—	6,490
TOTAL FOREIGN COUNTRIES	—	3,788	3,404	2,573	4,085	—	2,51,002	2,00,203	1,90,903	3,10,956
Share of Bengal	—	2,539	2,166	1,642	1,164	—	1,64,820	97,628	1,25,464	95,485
„ Bombay	—	5	8	12	155	—	314	2,661	871	10,811
„ Sind	—	12	..	11	20	—	628	..	721	997
„ Madras	—	1,427	1,304	1,415	3,401	—	1,15,335	1,10,196	88,957	2,36,072
„ Burma	—	20	10	—	1,099	3,790
TOTAL	—	3,983	3,478	3,000	4,760	—	2,71,097	2,10,484	2,17,112	3,47,155
Others (II. S) (b)—	Tons	Tons	Tons	Tons	Tons					
United Kingdom (including Channel Islands)	7,137	30	..	1,124	59	8,95,178	2,334	603	1,58,783	10,599
Seychelles	400	8,710
Other British Possessions	1	30	72	1,394
TOTAL BRITISH EMPIRE	7,138	460	..	1,124	59	8,95,250	12,438	603	1,58,783	10,599
Norway	11	1,437
Germany	2,299	60	80	81	..	2,64,136	2,819	3,781	12,688	..
Netherlands	4,990	..	100	125	175	2,64,720	..	4,460	5,695	8,091
Belgium	4,185	753	401	402	380	2,70,162	86,016	26,283	23,680	22,091
France	23	11,963
Italy (including Fiume)	821	21	305	76,652	1,087	7,740
Jugo-Slavia (Kingdom of the Serbo-Croats and Slovenes)	47	5,875
Japan	4,123	125	400	2,94,057	5,272	31,319
Egypt	156	60	202	52	102	10,540	2,860	9,058	2,625	5,018
United States of America— Vid Atlantic Coast	3,544	200	..	5,72,318	23,600	..
TOTAL FOREIGN COUNTRIES	20,199	894	1,088	985	1,057	17,91,850	42,791	50,322	73,460	68,519
Share of Bengal	10,839	868	553	1,712	310	8,27,554	29,264	19,011	2,00,146	19,895
„ Bombay	581	7	..	82,403	..	689	1,718	..
„ Sind	613	80,850
„ Madras	14,258	486	530	390	806	15,42,031	25,965	31,325	30,379	57,223
„ Burma	1,046	1,54,260
TOTAL	27,337	1,354	1,088	2,109	1,116	26,87,100	55,229	50,925	2,32,243	77,118
Compounds—										
Ammonium Phosphate (II. S) (a)—		Tons	Tons	Tons	Tons					
United Kingdom (including Channel Islands)	—	8	754	3,778	6,684	—	1,030	1,30,395	5,60,044	10,18,334
Germany	—	20	3	—	12,029	2,408
Netherlands	—	50	—	7,209
United States of America— Vid Atlantic Coast	—	..	100	25	784	—	..	18,000	3,630	1,10,442
„ Pacific „	—	20	150	..	35	—	4,552	27,444	..	5,275
Other Foreign Countries	—	8	..	1	..	—	4,683	..	625	18
TOTAL FOREIGN COUNTRIES	—	98	253	26	819	—	28,373	48,842	4,255	1,15,733

(a) Separately recorded from 1931-32.

(b) Figures prior to 1931-32 represent those for artificial and mineral manures other than nitrate of soda, muriate of potash and sulphate of ammonia.

No. 10—continued

ARTICLES, AND COUNTRIES OF CONSIGNMENT; ALSO SHARE OF EACH PROVINCE	QUANTITY					VALUE				
	1930-31	1931-32	1932-33	1933-34	1934-35	1930-31	1931-32	1932-33	1933-34	1934-35
Manures (excluding Oilcake)— continued						£	£	£	£	£
Compounds—continued										
Ammonium Phosphate (II. S) (b)—continued		Tons	Tons	Tons	Tons					
Share of Bengal . . .	—	51	325	3,655	5,094	—	7,342	48,365	5,40,702	9,26,890
“ Bombay . . .	—	18	3	1	..	—	12,279	2,408	625	..
“ Sind . . .	—	1	—	575
“ Madras . . .	—	2	371	125	1,227	—	405	1,01,020	20,540	1,87,370
“ Burma . . .	—	29	308	23	182	—	8,902	27,444	2,438	19,307
TOTAL . . .	—	101	1,007	3,804	7,503	—	20,403	1,79,237	5,64,299	11,34,087
Fish Manures (II. S)—	Tons	Tons	Tons	Tons	Tons					
Ceylon (excluding Maldives)	514	10	25	8	21	39,410	661	1,844	502	961
Seychelles	1	..	252	..	15	50	..	8,802	..
Other British Possessions	11	17	31	5	8	1,255	1,338	3,620	295	675
TOTAL BRITISH EMPIRE	625	28	56	265	29	40,689	2,049	5,464	9,749	1,636
Maskat Territory and Tru- cial Oman . . .	1,809	1,411	1,526	641	827	1,84,802	1,19,029	1,16,869	42,045	69,987
Other Native States in Arabia . . .	11	22	..	62	1	887	1,748	..	5,032	65
Iran . . .	528	236	76	89	86	48,895	19,494	4,136	3,162	5,118
Japan	200	15,940
Other Foreign Countries . .	1	48	17	140	8,099	2,611
TOTAL FOREIGN COUNTRIES	2,349	1,717	1,619	742	1,114	2,34,724	1,49,270	1,23,616	51,139	91,110
Share of Bengal . . .	3	400
“ Bombay . . .	1,141	711	369	698	760	94,889	67,649	71,196	47,080	60,096
“ Sind . . .	1,216	982	752	149	362	1,40,509	80,269	51,329	4,364	31,639
“ Madras . . .	514	49	54	260	21	39,419	5,361	6,553	9,454	961
“ Burma	3	203	1,640
TOTAL . . .	2,874	1,745	1,675	1,007	1,143	2,75,413	1,51,319	1,29,080	60,888	92,746
Hornmeal (II. S) (a)—	Tons	Tons	Tons	Tons	Tons					
TOTAL BRITISH EMPIRE	1	—	—	—	—	42	—	—	—	—
Share of Madras . . .	1	—	—	—	—	42	—	—	—	—
Other kinds (II. S)—	Tons	Tons	Tons	Tons	Tons					
United Kingdom (including Channel Islands) . . .	349	230	156	2,000	347	20,945	33,011	29,365	4,08,755	45,846
Aden and Dependencies . .	73	4	2	2	..	6,510	165	130	80	..
Ceylon (excluding Maldives).	71	114	14	8	13	4,503	13,986	229	139	1,289
Somaliland Protectorate . .	105	30	..	92	..	6,300	2,770	..	3,777	..
Seychelles	1,028	41,343
Other British Possessions	26	5	1,963	2	..
TOTAL BRITISH EMPIRE	598	384	1,224	2,792	360	38,318	50,837	73,029	4,12,763	47,135
Germany . . .	1	67	250	50	..	128	14,811	12,225	7,537	17
Belgium	4	258	10	135	..	1,849	20,938	585	7,146
Italy (including Fiume)	1	..	500	17	..	45,311
Maskat Territory and Tru- cial Oman . . .	55	124	90	5	31	3,377	9,630	1,482	257	642
Japan	95	19	..	9,138
Egypt	500	45,112
Other Foreign Countries . .	183	132	87	33	13	7,429	7,642	5,994	3,320	888
TOTAL FOREIGN COUNTRIES	189	327	1,126	98	774	11,434	33,932	85,776	11,699	62,787

(a) Discontinued from 1931-32, and recorded under "Manures, nitrogenous—others".
(b) Separately recorded from 1931-32.

GENERAL IMPORTS

(236)

No. 10—continued

ARTICLES, AND COUNTRIES OF CONSIGNMENT; ALSO SHARE OF EACH PROVINCE	QUANTITY					VALUE				
	1930-31	1931-32	1932-33	1933-34	1934-35	1930-31	1931-32	1932-33	1933-34	1934-35
Manures (excluding Oilcake)— continued										
Compounds—concluded	Tons	Tons	Tons	Tons	Tons	Rs	Rs	Rs	Rs	Rs
Other kinds (H. S)—continued										
Share of Bengal	11	47	1,780	2,765	818	1,431	7,570	1,11,316	4,17,796	86,057
„ Bombay	1	69	7	8	62	127	8,122	367	1,809	6,954
„ Sind	358	291	64	99	42	24,163	19,943	2,916	4,122	1,096
„ Madras	409	234	449	18	84	24,041	23,224	39,750	724	6,308
„ Burma	20	50	..	93	..	10,302	4,458	2	10,505
TOTAL	787	711	2,350	2,800	1,134	49,752	84,769	1,58,806	4,24,452	1,09,922
Artificial and mineral manures (H. S)*—	Tons									
United Kingdom (including Channel Islands)	26,512	—	—	—	—	34,84,014	—	—	—	—
Ceylon (excluding Maldives).	1	—	—	—	—	72	—	—	—	—
TOTAL BRITISH EMPIRE	26,513	—	—	—	—	34,84,086	—	—	—	—
Norway	229	—	—	—	—	30,814	—	—	—	—
Germany	6,686	—	—	—	—	7,56,215	—	—	—	—
Netherlands	5,146	—	—	—	—	8,08,670	—	—	—	—
Belgium	4,735	—	—	—	—	3,48,673	—	—	—	—
France	28	—	—	—	—	11,068	—	—	—	—
Italy (including Fiume)	821	—	—	—	—	76,052	—	—	—	—
Jugo-Slavia (Kingdom of the Serbs, Croats and Slovenes)	47	—	—	—	—	5,875	—	—	—	—
Japan	4,123	—	—	—	—	2,94,057	—	—	—	—
Egypt	156	—	—	—	—	10,540	—	—	—	—
United States of America—										
Fid Atlantic Coast	3,544	—	—	—	—	6,72,330	—	—	—	—
Other (including the Pacific Coast of Patagonia)	8,818	—	—	—	—	6,22,546	—	—	—	—
TOTAL FOREIGN COUNTRIES	29,322	—	—	—	—	29,33,335	—	—	—	—
Share of Bengal	21,255	—	—	—	—	21,24,742	—	—	—	—
„ Bombay	6,697	—	—	—	—	7,39,714	—	—	—	—
„ Sind	1,112	—	—	—	—	1,50,441	—	—	—	—
„ Madras	26,635	—	—	—	—	21,84,830	—	—	—	—
„ Burma	1,126	—	—	—	—	1,87,694	—	—	—	—
TOTAL	55,985	—	—	—	—	64,17,421	—	—	—	—
Total Manures—	Tons	Tons	Tons	Tons	Tons					
United Kingdom (including Channel Islands)	26,501	16,984	37,491	37,549	48,420	35,06,162	19,74,371	39,11,519	40,78,309	51,49,347
Palestine	560	600	1,150	75,348	76,888	1,17,503
Aden and Dependencies	81	21	8	7	8	7,137	1,503	220	875	640
Ceylon (excluding Maldives).	587	385	191	312	34	44,096	46,608	23,090	39,629	2,250
Union of South Africa	325	600	15,404	28,209
Somaland Protectorate	105	36	..	92	..	6,300	2,770	..	3,777	..
Seychelles	401	1,026	252	..	16	8,760	41,348	8,892	..
Other British Possessions	3	..	5	425	5	668	2	..
TOTAL BRITISH EMPIRE	27,637	17,787	39,276	39,137	50,272	35,63,135	20,34,017	40,52,086	42,14,276	52,97,049
Norway	229	313	269	533	397	30,814	40,866	34,408	64,674	40,793
Germany	6,686	5,326	2,172	1,797	1,974	7,56,348	6,15,114	2,50,967	2,41,296	2,16,039
Netherlands	5,146	2,084	789	870	576	3,98,670	1,23,481	60,218	70,310	35,513
Belgium	4,735	4,378	2,955	1,904	3,215	3,43,673	4,07,086	2,38,893	1,92,161	2,37,357

* Discontinued from 1931-32 and shown under different heads of manures.

No. 10—continued

ARTICLES AND COUNTRIES OF CONSIGNMENT; ALSO SHARE OF EACH PROVINCE	QUANTITY					VALUE				
	1930-31	1931-32	1932-33	1933-34	1934-35	1930-31	1931-32	1932-33	1933-34	1934-35
	Tons	Tons	Tons	Tons	Tons	₹	₹	₹	₹	₹
Manures (excluding Oilcake)— concluded										
Total Manures—continued										
France	23	198	60	240	430	11,963	25,857	8,260	34,078	48,297
Spain	800	1,12,657
Switzerland	100	13,340
Italy (including Trieste)	821	921	431	1	600	76,652	82,659	18,128	90	54,021
Czechoslovakia	300	26,715
Jugo Slavia (Kingdom of the (Serbs, Croats and Slovenes)	47	300	350	397	200	5,375	25,954	29,939	33,946	17,340
Iraq	62	69	2,905	5,391
Maskat Territory and Trucial Oman	1,804	1,538	1,550	646	858	1,88,672	1,29,659	1,18,351	43,292	70,629
Other Native States in Arabia	17	29	5	62	10	1,308	2,072	199	5,038	355
Iran	568	236	102	39	88	51,353	19,494	5,196	3,162	5,183
Japan	4,123	340	2,006	2,525	3,926	2,94,057	24,723	94,011	1,91,417	2,98,213
Egypt	156	139	1,504	772	1,054	10,540	14,989	1,54,681	88,823	84,349
United States of America— Vid Atlantic Coast	3,544	295	100	225	1,849	5,72,330	32,737	18,990	27,230	2,03,072
„ Pacific „	20	150	250	35	..	4,552	27,444	22,500	5,305
Chile (including the Pacific Coast of Patagonia)	3,613	..	45	116	695	5,22,546	..	5,720	8,764	64,185
Other Foreign Countries	26	76	6	20	3	1,785	5,615	296	1,099	190
TOTAL FOREIGN COUNTRIES—	31,800	16,310	13,400	10,409	16,209	31,79,493	15,66,719	12,36,698	10,27,690	14,07,555
Share of Bengal	21,269	12,764	17,363	17,769	19,463	21,26,573	12,01,424	15,91,025	21,44,399	31,41,631
„ Bombay	6,339	5,530	7,562	8,363	13,405	3,84,730	6,52,524	7,76,729	8,47,721	11,74,739
„ Sind	2,694	1,459	934	632	1,142	3,16,096	1,31,338	75,833	50,127	1,04,610
„ Madras	27,559	14,227	26,378	22,221	32,065	32,48,332	16,92,632	28,12,049	21,94,327	32,38,625
„ Burma	1,138	67	389	61	408	1,67,397	22,868	33,093	5,391	45,949
TOTAL	59,497	34,097	52,976	49,546	66,431	67,42,628	36,00,736	52,88,784	52,41,966	67,05,504
Matches—										
Safety (III. U)—										
United Kingdom (including Channel Islands)	5,656	2,823	1,804	3,070	1,891	8,848	8,176	5,905	9,436	4,729
Straits Settlements	12,637	344	11	720	4,623	21,709	994	24	1,621	12,997
Other British Possessions	38	17	55	1,000	7	53	28	38	1,806	17
TOTAL BRITISH EMPIRE	18,331	3,186	1,870	4,790	6,521	37,610	9,198	5,965	12,863	17,743
Sweden	292,220	92,395	32,650	46,819	9,090	2,69,036	82,807	31,212	40,876	10,531
Germany	2	1	251	..	6,878	3	538	852	..	7,529
Japan	5,764	127	10,005	11,703	15,089	5,279	49	4,463	6,336	7,088
Other Foreign Countries	984	715	989	294	873	1,999	781	534	488	1,603
TOTAL FOREIGN COUNTRIES.	299,970	93,238	43,295	58,816	31,920	2,76,367	84,170	37,051	47,700	27,056
Share of Bengal	22,073	1,134	908	16,939	23,111	19,663	4,407	3,734	12,617	22,388
„ Bombay	183,023	53,659	25,790	23,504	692	1,49,485	45,708	17,194	23,213	1,582
„ Sind	51,766	29,400	16,200	15,397	4,042	67,622	34,211	17,904	18,990	6,546
„ Madras	25,756	6,588	1,712	362	109	28,248	7,090	1,920	742	141
„ Burma	32,653	643	1,553	2,404	5,037	53,859	1,952	2,264	5,001	14,143
TOTAL	315,301	96,424	45,165	63,600	38,341	3,13,077	98,368	43,016	60,583	44,709
Other sorts (III. U)—										
TOTAL BRITISH EMPIRE	36	1	102	112	254	2,259	303	64	1,957	705

GENERAL IMPORTS

No. 10—continued

ARTICLES, AND COUNTRIES OF CONSIGNMENT; ALSO SHARE OF EACH PROVINCE	QUANTITY					VALUE				
	1930-31	1931-32	1932-33	1933-34	1934-35	1930-31	1931-32	1932-33	1933-34	1934-35
	Gross of Boxes	Gross of Boxes	Gross of Boxes	Gross of Boxes	Gross of Boxes	R	R	R	R	R
Matches—continued										
<i>Other sorts (III. U)—contd.</i>										
Sweden	67,500	8,750	10,200	15,000	10,000	83,669	11,562	7,969	12,197	10,628
Germany	5,800	5,970
Japan	13,750	..	1,250	10,698	..	608
Other Foreign Countries	1	..	2	96	..	5
TOTAL FOREIGN COUNTRIES.	81,251	8,750	11,452	15,000	15,800	94,463	11,562	8,577	12,197	16,598
<i>Share of Bengal</i>	<i>23,787</i>	<i>1</i>	<i>11,551</i>	<i>15,112</i>	<i>6,054</i>	<i>20,866</i>	<i>305</i>	<i>3,630</i>	<i>13,234</i>	<i>6,675</i>
„ <i>Sind</i>	<i>57,500</i>	<i>8,750</i>	<i>1</i>	<i>..</i>	<i>10,000</i>	<i>75,356</i>	<i>11,562</i>	<i>0</i>	<i>..</i>	<i>10,628</i>
„ <i>Madras</i>	<i>..</i>	<i>..</i>	<i>2</i>	<i>..</i>	<i>..</i>	<i>..</i>	<i>..</i>	<i>5</i>	<i>..</i>	<i>..</i>
TOTAL	81,287	8,751	11,554	15,112	16,054	96,722	11,867	8,641	13,234	17,303
Total Matches—	Gross of Boxes	Gross of Boxes	Gross of Boxes	Gross of Boxes	Gross of Boxes					
United Kingdom (including Channel Islands)	8,692	2,324	1,906	3,182	2,145	11,107	8,431	5,960	10,473	5,434
Straits Settlements	12,637	346	..	720	4,623	28,709	994	..	1,621	12,997
Other British Possessions	38	17	66	1,000	7	58	28	60	1,806	17
TOTAL BRITISH EMPIRE.	16,367	3,187	1,972	4,902	6,775	39,869	9,503	6,029	13,900	18,448
Sweden	359,720	101,145	42,850	61,819	10,000	3,52,755	94,869	39,131	58,073	21,159
Germany	2	1	251	..	12,878	3	533	852	..	13,799
Japan	19,514	127	11,255	11,703	15,069	15,977	49	5,056	6,336	7,088
Other Foreign Countries	985	715	391	294	873	2,005	731	539	488	1,608
TOTAL FOREIGN COUNTRIES.	380,221	101,988	54,747	73,816	47,620	3,70,830	95,732	45,628	59,897	43,654
<i>Share of Bengal</i>	<i>45,860</i>	<i>1,135</i>	<i>12,456</i>	<i>32,051</i>	<i>34,465</i>	<i>40,529</i>	<i>4,712</i>	<i>12,364</i>	<i>25,851</i>	<i>29,063</i>
„ <i>Bombay</i>	<i>183,023</i>	<i>58,659</i>	<i>25,790</i>	<i>28,504</i>	<i>692</i>	<i>1,49,486</i>	<i>45,708</i>	<i>17,194</i>	<i>23,213</i>	<i>1,582</i>
„ <i>Sind</i>	<i>109,255</i>	<i>38,150</i>	<i>18,301</i>	<i>15,397</i>	<i>14,042</i>	<i>1,33,478</i>	<i>45,773</i>	<i>17,910</i>	<i>18,990</i>	<i>17,173</i>
„ <i>Madras</i>	<i>25,756</i>	<i>6,688</i>	<i>1,714</i>	<i>362</i>	<i>109</i>	<i>28,248</i>	<i>7,090</i>	<i>1,925</i>	<i>742</i>	<i>141</i>
„ <i>Burma</i>	<i>32,683</i>	<i>643</i>	<i>1,558</i>	<i>2,404</i>	<i>5,087</i>	<i>58,959</i>	<i>1,959</i>	<i>2,264</i>	<i>5,001</i>	<i>14,143</i>
TOTAL	396,588	105,175	54,719	78,718	54,305	4,10,609	1,05,235	51,657	78,797	62,102
Match-making Materials—										
<i>Undipped splints (III. U)—</i>	<i>Lbs.</i>	<i>Lbs.</i>	<i>Lbs.</i>	<i>Lbs.</i>	<i>Lbs.</i>					
TOTAL BRITISH EMPIRE	45	127	23	18	..
TOTAL FOREIGN COUNTRIES.	214	..	2	..	90	36	..	1	..	34
<i>Share of Bombay</i>	<i>214</i>	<i>..</i>	<i>45</i>	<i>..</i>	<i>90</i>	<i>36</i>	<i>..</i>	<i>24</i>	<i>..</i>	<i>34</i>
„ <i>Madras</i>	<i>..</i>	<i>..</i>	<i>..</i>	<i>127</i>	<i>..</i>	<i>..</i>	<i>..</i>	<i>..</i>	<i>18</i>	<i>..</i>
TOTAL	214	..	45	127	90	36	..	24	18	34
Veneers for match boxes and empty boxes (III. U)—										
TOTAL BRITISH EMPIRE.	Lbs.	Lbs.	Lbs.	Lbs.	Lbs.					
Japan	1	..	881	1	..	44

No. 10—continued

ARTICLES, AND COUNTRIES OF CONSIGNMENT; ALSO SHARE OF EACH PROVINCE	QUANTITY					VALUE				
	1930-31	1931-32	1932-33	1933-34	1934-35	1930-31	1931-32	1932-33	1933-34	1934-35
						R	R	R	R	R
Match-making Materials—continued										
<i>Veneers for match boxes and empty boxes (III. U)—contd.</i>	Lbs.	Lbs.	Lbs.	Lbs.	Lbs.					
Share of Bombay . . .	5	..	881	8	..	44
Total Match-making Materials—	Lbs.	Lbs.	Lbs.	Lbs.	Lbs.					
TOTAL BRITISH EMPIRE . . .	4	..	43	127	..	7	..	28	18	..
TOTAL FOREIGN COUNTRIES	216	..	883	..	90	37	..	45	..	34
Share of Bombay . . .	219	..	928	..	90	44	..	68	..	34
“ Madras	127	18	..
TOTAL . . .	219	..	928	127	90	44	..	68	18	34
Mats and Matting, except coir and rubber (III. U)—	Sq. yards	Sq. yards	Sq. yards	Sq. yards	Sq. yards					
Ceylon (excluding Maldives).	24,226	23,625	23,329	18,113	16,725	10,795	10,508	7,330	5,434	4,274
Straits Settlements . . .	68,347	47,404	44,975	45,485	45,134	42,540	27,860	17,799	15,297	13,315
Hongkong . . .	246,080	174,688	184,414	205,169	108,049	74,822	39,835	41,059	44,552	25,041
Other British Possessions . . .	8,917	16,271	7,857	3,789	7,304	4,445	3,795	4,055	1,882	1,459
TOTAL BRITISH EMPIRE . . .	342,570	260,968	260,575	272,556	178,218	1,32,602	81,788	70,243	67,165	44,089
China (exclusive of Hongkong and Macao) . . .	256,646	197,224	170,828	231,895	221,408	96,304	59,363	51,408	58,129	52,380
Japan . . .	1,264,745	1,019,659	1,894,786	2,365,300	3,331,177	2,33,509	1,92,504	2,58,493	3,15,325	4,15,075
Other Foreign Countries . . .	123,284	118,145	54,257	48,697	76,992	12,128	12,479	6,054	5,088	5,555
TOTAL FOREIGN COUNTRIES	1,644,675	1,335,028	2,119,871	2,645,892	3,629,667	3,41,941	2,64,336	3,15,955	3,78,522	4,74,060
Share of Bengal . . .	712,046	565,739	1,125,544	1,342,186	1,823,050	1,18,202	1,02,062	1,33,745	1,62,879	2,32,959
“ Bombay . . .	714,071	626,255	866,115	1,128,910	1,250,505	2,07,608	1,43,664	1,76,683	2,07,733	1,92,930
“ Sind . . .	168,616	156,747	114,321	87,044	202,811	20,030	19,395	16,305	9,354	21,475
“ Madras . . .	126,034	86,263	90,391	125,817	270,253	56,742	41,323	30,618	37,516	40,344
“ Burma . . .	265,880	162,992	184,075	164,491	251,156	71,991	39,779	33,847	23,155	30,441
TOTAL . . .	1,987,245	1,595,996	2,380,446	2,918,448	3,807,880	4,74,548	3,46,134	3,86,198	4,45,687	5,18,149
Metals and Ores—										
Aluminium—										
Unwrought (ingots, blocks, bars, etc.) (III. I)—	Cwts.	Cwts.	Cwts.	Cwts.	Cwts.					
United Kingdom (including Channel Islands) . . .	851	16	55	75	96	55,880	1,266	4,801	4,983	6,559
Ceylon (excluding Maldives)	..	115	109	2,060	1,291
TOTAL BRITISH EMPIRE . . .	851	131	164	75	96	55,880	3,326	5,692	4,983	6,559
TOTAL FOREIGN COUNTRIES	..	10	..	60	695	1	4,623	..

GENERAL IMPORTS

(240)

No. 10—continued

ARTICLES, AND COUNTRIES OF CONSIGNMENT; ALSO SHARE OF EACH PROVINCE	QUANTITY					VALUE				
	1930-31	1931-32	1932-33	1933-34	1934-35	1930-31	1931-32	1932-33	1933-34	1934-35
						R	R	R	R	R
Metals and Ores—continued										
Aluminium—continued										
Unwrought (ingots, blocks, bars, etc.) (III. L)— <i>contd.</i>	Cwts.	Cwts.	Cwts.	Cwts.	Cwts.					
Share of Bengal	835	9	59	51	95	54,545	64	4,109	3,132	6,559
„ Bombay	14	21	2	74	..	1,121	1,095	138	6,474	..
„ Madras	1	118	110	41	2,262	1,346
„ Burma	1	173
TOTAL	851	141	164	125	95	55,860	4,021	5,593	9,606	6,559
Wrought—										
Circles (III. L)—	Cwts.	Cwts.	Cwts.	Cwts.	Cwts.					
United Kingdom (including Channel Islands)	22,780	8,600	7,951	16,778	19,970	16,48,102	6,38,877	7,09,419	13,51,472	13,17,622
Canada—										
Vid Atlantic Coast	3,619	2,479	258	3,095	10,850	2,67,598	1,62,498	17,515	2,19,589	7,82,649
TOTAL BRITISH EMPIRE	26,399	11,079	8,209	19,873	30,820	21,15,700	8,01,375	7,26,934	15,71,061	21,00,271
Norway	299	23,039
Germany	13,936	5,423	157	4,163	134	10,80,789	3,84,188	10,500	3,01,614	9,432
Netherlands	1,653	1,30,438
France	8,610	8,406	584	6,79,257	5,91,662	61,416
Switzerland	6,148	4,068	550	937	163	4,64,664	2,92,209	49,627	76,693	11,620
Italy (including Fiume)	89	134	5,658	9,841
Japan	9,076	22	6,707	5,278	3,148	6,49,784	1,302	5,16,209	3,68,351	5,45,065
United States of America—										
Vid Atlantic Coast	52,917	4,354	370	681	1,908	40,58,057	3,09,527	26,542	50,208	1,10,524
„ Pacific „	181	18,979
Other Foreign Countries	29
TOTAL FOREIGN COUNTRIES	92,639	23,387	8,683	11,059	10,353	70,86,028	15,84,541	6,92,914	7,96,866	6,85,670
Share of Bengal	50,108	7,571	7,318	9,725	17,956	40,60,899	6,17,185	7,82,378	3,40,829	12,02,074
„ Bombay	44,614	19,007	6,679	14,354	16,734	33,30,559	13,23,331	4,68,000	10,68,922	11,28,123
„ Sind	5,168	1,320	44	1,155	1,029	3,81,255	37,294	3,670	33,301	73,920
„ Madras	10,821	361	320	2,230	2,449	3,01,093	57,017	21,290	1,57,665	1,35,546
„ Burma	3,327	4,607	2,031	2,368	2,901	6,27,917	3,01,988	1,44,510	2,17,210	1,96,278
TOTAL	110,038	38,466	16,892	30,932	41,171	92,01,725	23,85,916	14,19,848	23,67,927	27,85,941
Sheets (III. L)—										
United Kingdom (including Channel Islands)	534	809	1,173	1,328	1,567	42,283	24,335	37,435	99,992	1,03,732
Canada—										
Vid Atlantic Coast	20	45	431	1,532	2,321	27,542
Other British Possessions	4	..	3	60	..	407	..
TOTAL BRITISH EMPIRE	554	854	1,173	1,332	1,998	43,823	27,323	37,435	1,00,899	1,31,274
Germany	217	372	193	314	289	17,742	29,654	16,154	26,393	24,626
France	23	161	5	10	14	1,300	9,846	476	774	1,293
Switzerland	184	104	40	86	..	9,606	7,084	2,000	5,521	..
Japan	68	..	1	5,225	..	44
United States of America—										
Vid Atlantic Coast	1,041	237	62	..	115	75,353	15,288	4,353	..	6,843
Other Foreign Countries	32	11	..	2	..	3,639	704	7	165	30
TOTAL FOREIGN COUNTRIES	1,447	685	371	412	418	1,07,639	62,028	23,220	32,853	32,895
Share of Bengal	724	391	951	558	895	65,115	30,737	73,989	49,332	63,036
„ Bombay	614	636	426	918	1,167	43,566	45,955	29,758	63,367	74,883
„ Sind	39	65	54	103	94	3,668	6,644	6,060	10,245	3,413
„ Madras	555	73	77	122	226	43,728	5,070	3,724	7,406	15,366
„ Burma	69	24	26	38	34	5,485	1,843	2,124	2,992	2,316
TOTAL	2,001	1,239	1,544	1,744	2,416	1,51,462	89,249	1,15,655	1,33,252	1,64,109

No. 10—continued

ARTICLES, AND COUNTRIES OF CONSIGNMENT; ALSO SHARE OF EACH PROVINCE	QUANTITY					VALUE				
	1930-31	1931-32	1932-33	1933-34	1934-35	1930-31	1931-32	1932-33	1933-34	1934-35
Metals and Ores—continued										
Aluminium—continued										
Other manufactures (III. I)—										
	Cwts.	Cwts.	Cwts.	Cwts.	Cwts.					
United Kingdom (including Channel Islands)	1,923	882	1,341	2,562	3,211	1,85,802	86,408	1,43,825	2,01,230	3,81,196
Straits Settlements	6	10	14	23	64	800	800	2,044	1,721	6,543
Canada— Vid Atlantic Coast	247	188	..	87	138	15,757	12,315	..	6,140	10,044
Other British Possessions	227	110	300	538	466	7,898	2,107	5,805	7,866	8,103
TOTAL BRITISH EMPIRE	2,403	1,190	1,745	3,210	3,879	2,10,263	1,01,631	1,51,675	3,06,065	3,06,791
Germany	1,830	1,816	3,057	2,022	2,877	2,22,868	2,08,147	3,65,116	2,61,977	3,21,254
Belgium	232	194	692	161	276	33,405	25,849	1,06,153	13,045	20,131
France	346	185	21	7	28	21,503	13,290	4,768	1,092	3,055
Switzerland	125	678	42	523	824	24,577	67,492	6,758	78,443	1,11,628
Italy (including Fiume)	130	220	81	186	92	24,073	38,488	12,211	32,394	11,849
Austria	22	16	2	11	82	10,510	8,722	2,466	1,647	12,668
Java	106	16,836
Japan	46	12	68	282	449	7,426	3,620	11,474	33,725	52,696
United States of America— Vid Atlantic Coast	1,123	195	42	95	180	77,463	14,777	4,961	9,807	18,221
“ Pacific “	8	..
Other Foreign Countries	74	84	203	199	91	4,536	10,298	11,174	6,310	7,829
TOTAL FOREIGN COUNTRIES	4,043	3,895	4,208	3,476	4,905	4,48,202	3,85,178	5,25,081	4,41,543	5,59,329
Share of Bengal	2,924	1,835	3,729	3,393	3,951	3,01,977	2,02,676	4,23,580	4,63,064	3,05,789
“ Bombay	1,352	1,639	1,024	1,536	2,483	1,80,211	1,61,318	1,55,754	1,87,131	2,88,579
“ Sind	150	112	348	267	286	16,536	11,657	20,438	14,050	33,308
“ Madras	1,025	710	719	913	1,924	1,01,911	38,013	57,573	67,714	1,61,488
“ Burma	494	289	133	77	140	63,730	23,145	14,111	11,549	16,959
TOTAL	6,445	4,585	5,958	6,686	8,784	6,58,465	4,86,809	6,76,756	7,48,503	8,66,120
Total Aluminium—										
	Cwts.	Cwts.	Cwts.	Cwts.	Cwts.					
United Kingdom (including Channel Islands)	26,087	9,807	10,520	20,743	24,844	21,32,072	7,60,885	9,44,981	17,47,686	17,09,109
Ceylon (excluding Maldives)	93	177	411	396	326	4,203	3,259	5,203	5,054	4,923
Straits Settlements	6	10	14	23	64	800	800	2,044	1,942	6,543
Canada— Vid Atlantic Coast	3,896	2,712	262	3,182	11,419	2,84,887	1,77,637	17,815	2,25,788	8,21,135
Other British Possessions	129	48	84	144	140	3,698	974	1,593	2,938	3,166
TOTAL BRITISH EMPIRE	30,206	12,754	11,291	24,490	36,793	24,25,660	9,38,555	9,71,636	19,83,408	25,44,895
Norway	299	23,039
Germany	15,992	7,621	3,412	6,509	3,299	13,21,399	6,22,684	3,91,770	5,94,216	3,65,811
Netherlands	1,664	42	5	1,31,570	4,979	1,081
Belgium	264	204	602	161	276	37,024	25,987	1,06,153	13,045	20,131
France	3,979	3,752	610	17	42	7,02,060	6,14,293	66,660	1,866	4,348
Switzerland	6,407	4,870	632	1,546	987	4,98,846	3,66,735	58,385	1,00,602	1,23,246
Italy (including Fiume)	180	309	215	186	92	24,073	39,136	21,852	32,394	11,849
Austria	22	16	2	11	82	10,510	8,722	2,466	1,647	12,668
Java	106	16,836
Japan	9,122	34	6,841	5,000	3,596	6,57,210	4,922	5,32,906	4,06,467	5,97,806
United States of America— Vid Atlantic Coast	55,081	4,786	474	776	2,209	42,10,878	3,39,592	35,861	60,105	1,44,588
“ Pacific “	181	18,979	8	..
Other Foreign Countries	63	43	198	201	91	3,424	5,885	10,101	6,476	7,883
TOTAL FOREIGN COUNTRIES	98,129	26,677	13,262	14,097	15,674	76,36,660	30,32,440	12,40,216	12,76,885	12,77,834

GENERAL IMPORTS

(242)

No. 10—continued

ARTICLES, AND COUNTRIES OF CONSIGNMENT; ALSO SHARE OF EACH PROVINCE	QUANTITY					VALUE				
	1930-31	1931-32	1932-33	1933-34	1934-35	1930-31	1931-32	1932-33	1933-34	1934-35
						R	R	R	R	R
Metals and Ores—continued										
Total Aluminium—continued	Cwts.	Cwts.	Cwts.	Cwts.	Cwts.					
Share of Bengal . . .	64,691	9,399	12,660	14,227	22,900	44,72,636	8,60,663	12,89,366	13,61,357	16,37,453
„ Bombay . . .	47,094	21,363	8,131	17,382	20,384	36,66,467	16,32,294	6,63,660	13,25,894	14,91,690
„ Sind . . .	6,357	1,497	468	1,530	1,409	4,01,469	1,04,695	30,168	1,07,506	1,16,778
„ Madras . . .	12,402	1,768	1,226	3,265	4,699	9,46,778	1,52,302	83,933	2,38,786	3,62,390
„ Burma . . .	3,891	4,920	2,190	3,053	3,075	6,86,306	3,26,076	1,60,746	2,31,661	2,16,653
TOTAL	128,336	30,481	24,553	39,487	52,467	1,00,02,535	20,66,995	22,17,852	32,60,298	36,22,729
Antifriction Metal (III. L)—	Cwts.	Cwts.	Cwts.	Cwts.	Cwts.					
United Kingdom (including Channel Islands) . . .	4,896	3,678	2,078	3,780	4,608	2,52,267	1,98,816	1,62,744	2,56,566	3,78,706
Other British Possessions . . .	19	17	17	22	1	1,060	869	1,895	805	86
TOTAL BRITISH EMPIRE	4,904	3,690	2,995	3,802	4,609	2,53,317	1,99,185	1,64,199	2,56,396	3,78,701
TOTAL FOREIGN COUNTRIES	54	30	91	3	28	1,958	1,528	2,264	280	640
Share of Bengal . . .	2,476	1,773	1,546	2,501	2,636	1,17,726	64,030	73,185	1,46,474	2,27,300
„ Bombay . . .	1,319	337	461	231	347	67,970	26,803	36,766	28,521	32,692
„ Sind . . .	164	186	311	207	372	12,030	13,708	10,273	13,626	28,018
„ Madras . . .	708	1,091	648	600	878	36,038	81,324	30,267	35,963	70,264
„ Burma . . .	302	333	230	666	460	21,518	15,864	16,923	34,096	21,367
TOTAL	4,958	3,720	3,086	3,805	4,082	2,65,275	2,00,718	1,66,403	2,56,686	3,79,481
Brass, Bronze, and similar alloys and manufactures thereof—	Cwts.	Cwts.	Cwts.	Cwts.	Cwts.					
Unwrought (III. L)—										
United Kingdom (including Channel Islands) . . .	739	883	2,967	71	1,123	41,119	12,986	78,522	4,186	27,566
Ceylon (excluding Maldives). . .	321	70	160	9,600	1,845	3,301
Other British Possessions	1	28	21
TOTAL BRITISH EMPIRE	1,060	454	3,127	71	1,123	50,719	14,859	76,844	4,186	27,566
United States of America— Via Atlantic Coast . . .	527	200	..	17,582	5,197	..
Other Foreign Countries . . .	130	8	18	2,993	121	..	25	1,630
TOTAL FOREIGN COUNTRIES	657	8	..	200	18	20,575	121	..	5,222	1,630
Share of Bengal . . .	477	276	1,944	210	936	17,900	3,880	47,038	6,721	17,502
„ Bombay . . .	916	37	291	4	123	43,279	1,361	8,180	167	6,668
„ Sind . . .	160	8	11	1,733	110	567
„ Madras . . .	128	30	339	17	47	4,696	2,089	19,788	609	1,160
„ Burma . . .	96	62	42	40	31	3,686	2,540	1,284	1,921	3,866
TOTAL	1,717	462	3,127	271	1,136	71,204	14,980	76,844	9,408	20,186
Wrought—										
Mixed or yellow metal for sheathing (III. L)—	Cwts.	Cwts.	Cwts.	Cwts.	Cwts.					
United Kingdom (including Channel Islands) . . .	42,174	71,834	150,091	156,345	209,679	19,20,083	26,39,821	46,63,209	46,09,122	54,51,743
Ceylon (excluding Maldives). . .	20	20	718	555
Other British Possessions	2	16	..
TOTAL BRITISH EMPIRE	42,194	71,854	150,091	156,347	209,679	19,20,811	26,40,376	46,63,209	46,09,138	54,51,749
Germany . . .	218,654	179,491	236,799	170,401	247,418	88,81,076	62,72,678	72,16,033	47,87,891	60,71,000
Belgium . . .	1,127	662	267	120	184	47,598	23,628	10,261	8,322	5,189
France . . .	626	1,099	29,574	37,078
Italy (including Fiume) . . .	215	5,415	..	7	..	14,764	1,77,890	..	677	..
Japan . . .	45,772	39,867	95,697	95,491	105,392	20,76,964	14,60,277	30,84,268	25,71,029	27,75,372
Other Foreign Countries	33	23	1,517	1,016	..	3
TOTAL FOREIGN COUNTRIES	266,294	226,567	332,766	266,019	352,694	1,09,99,976	79,72,958	1,02,01,568	73,12,859	88,51,564

No. 10—continued

ARTICLES, AND COUNTRIES OF CONSIGNMENT; ALSO SHARE OF EACH PROVINCE	QUANTITY					VALUE				
	1930-31	1931-32	1932-33	1933-34	1934-35	1930-31	1931-32	1932-33	1933-34	1934-35
Metals and Ores—continued						R	R	R	R	R
<i>Brass, Bronze, and similar alloys and manufactures thereof—continued</i>										
<i>Wrought—continued</i>										
<i>Mixed or yellow metal for sheathing (III. L)—continued</i>	Cwts.	Cwts.	Cwts.	Cwts.	Cwts.					
<i>Share of Bengal . . .</i>	29,341	16,925	41,312	48,161	56,960	13,69,980	6,27,297	14,28,984	14,13,480	14,02,102
<i>„ Bombay . . .</i>	163,637	194,600	263,192	221,397	291,261	66,22,182	68,69,187	80,61,799	60,16,932	73,20,830
<i>„ Sind . . .</i>	9,383	12,692	23,692	21,196	24,514	3,70,916	3,06,721	6,46,748	5,60,449	6,04,078
<i>„ Madras . . .</i>	104,942	74,691	153,437	130,616	180,088	46,01,332	27,10,038	47,42,679	33,92,201	49,38,468
<i>„ Burma . . .</i>	1,185	613	1,344	696	905	56,377	20,091	44,557	31,935	28,845
TOTAL	308,488	298,411	482,877	422,366	502,678	1,29,20,787	1,06,13,334	1,49,24,767	1,19,15,997	1,48,03,315
Rods (III. L)—	Cwts.	Cwts.	Cwts.	Cwts.	Cwts.					
<i>United Kingdom (including Channel Islands) . . .</i>	5,161	2,785	2,378	5,196	6,447	2,10,653	93,164	79,072	1,48,381	1,88,096
<i>Other British Possessions . . .</i>	3	110	..	6	47	..
TOTAL BRITISH EMPIRE	5,164	2,785	2,378	5,196	6,447	2,10,763	93,164	79,080	1,48,428	1,88,096
<i>Germany . . .</i>	5,179	3,144	5,132	218	345	1,96,981	90,680	1,86,358	7,278	10,060
<i>France . . .</i>	903	109	66	32,974	3,450	2,183
<i>Japan . . .</i>	2,608	3,072	6,881	4,100	15,396	85,606	81,948	1,41,506	81,197	3,34,071
<i>Other Foreign Countries . . .</i>	117	64	4	9	9	5,522	4,898	168	626	584
TOTAL FOREIGN COUNTRIES	8,707	6,389	12,083	4,327	15,760	3,25,792	1,79,976	2,80,200	89,099	3,44,735
<i>Share of Bengal . . .</i>	6,293	3,548	6,109	4,228	11,030	2,33,093	1,02,781	1,26,255	1,07,102	2,71,461
<i>„ Bombay . . .</i>	5,798	4,169	6,059	4,187	9,909	2,27,348	1,18,673	1,45,958	97,610	2,07,366
<i>„ Sind . . .</i>	672	1,077	356	284	319	22,097	33,164	9,222	7,336	9,346
<i>„ Madras . . .</i>	705	354	2,267	337	688	27,270	11,386	60,386	10,954	19,574
<i>„ Burma . . .</i>	492	226	671	437	951	21,747	6,937	17,455	14,026	25,186
TOTAL	13,871	9,174	14,461	9,623	22,197	5,86,555	2,73,140	3,59,280	2,37,527	5,32,831
Sheets (III. L)—	Cwts.	Cwts.	Cwts.	Cwts.	Cwts.					
<i>United Kingdom (including Channel Islands) . . .</i>	3,370	2,964	3,469	2,133	454	1,81,042	1,09,305	1,20,123	68,032	20,875
<i>Other British Possessions . . .</i>	1	..	1	86	..	48	..	14
TOTAL BRITISH EMPIRE	3,370	2,964	3,490	2,133	455	1,81,077	1,09,305	1,20,171	68,032	20,889
<i>Germany . . .</i>	1,602	3,060	1,244	1,619	4,401	79,706	1,11,282	52,988	69,491	1,27,698
<i>Belgium . . .</i>	116	129	85	134	95	6,693	6,855	5,865	9,212	5,325
<i>France . . .</i>	442	22,259	41	..
<i>Italy (including Fiume) . . .</i>	76	5,017
<i>Japan . . .</i>	97	125	..	392	66	4,190	4,303	..	11,700	2,891
<i>United States of America— Via Atlantic Coast . . .</i>	374	10,299
<i>Other Foreign Countries . . .</i>	27	2	..	51	..	1,152	100	6
TOTAL FOREIGN COUNTRIES	2,333	3,314	1,356	2,147	5,026	1,17,916	1,22,440	60,000	70,643	1,45,619
<i>Share of Bengal . . .</i>	3,652	3,524	3,621	670	3,495	1,89,240	1,35,036	1,27,987	26,783	1,04,584
<i>„ Bombay . . .</i>	1,260	324	242	1,393	1,114	61,082	15,290	14,547	66,033	33,399
<i>„ Sind . . .</i>	181	187	432	620	734	11,638	3,629	21,096	13,538	23,523
<i>„ Madras . . .</i>	646	2,019	484	1,170	100	32,983	68,340	16,315	34,572	3,616
<i>„ Burma . . .</i>	74	164	17	27	38	4,166	6,660	586	1,399	1,390
TOTAL	5,793	6,278	4,846	4,280	5,461	2,98,993	2,31,745	1,80,171	1,47,675	1,66,608

GENERAL IMPORTS

No. 10—continued

ARTICLES, AND COUNTRIES OF CONSIGNMENT; ALSO SHARE OF EACH PROVINCE	QUANTITY					VALUE				
	1930-31	1931-32	1932-33	1933-34	1934-35	1930-31	1931-32	1932-33	1933-34	1934-35
						₹	₹	₹	₹	₹
Metals and Ores—continued										
<i>Brass, Bronze, and similar alloys and manufactures thereof—continued</i>										
<i>Wrought—continued</i>										
Tubes (III. L)—										
United Kingdom (including Channel Islands)	Cwts. 201	Cwts. 87	Cwts. 117	Cwts. 177	Cwts. 320	27,578	7,803	10,557	14,370	23,695
Other British Possessions	48	..	162	13	18	1,176	..	2,916	597	310
TOTAL BRITISH EMPIRE	249	87	279	190	338	28,754	7,803	13,473	14,967	24,014
Sweden	..	29	243	196	341	..	1,195	11,005	8,329	14,010
Germany	1,456	937	1,034	775	981	83,890	45,254	47,403	35,170	44,822
Belgium	2	2	12	198	123	551	23	30
France	34	..	75	1,945	..	2,203
Austria	253	272	216	500	256	10,116	12,040	11,014	22,639	11,204
Hungary	28	158	117	80	124	1,452	6,934	6,453	4,606	5,076
Japan	209	327	927	8,966	12,000	34,730
Other Foreign Countries	..	113	169	101	5,647	9,595	5,072	..
TOTAL FOREIGN COUNTRIES	1,773	1,511	2,126	1,979	2,629	1,03,907	71,243	97,880	88,513	1,11,332
<i>Share of Bengal</i>	<i>615</i>	<i>348</i>	<i>256</i>	<i>387</i>	<i>526</i>	<i>33,396</i>	<i>17,798</i>	<i>13,967</i>	<i>19,188</i>	<i>29,288</i>
<i>" Bombay</i>	<i>1,223</i>	<i>1,035</i>	<i>1,456</i>	<i>1,593</i>	<i>1,892</i>	<i>75,578</i>	<i>60,459</i>	<i>69,078</i>	<i>72,390</i>	<i>85,299</i>
<i>" Sind</i>	<i>43</i>	<i>127</i>	<i>102</i>	<i>6</i>	<i>88</i>	<i>3,029</i>	<i>6,268</i>	<i>4,608</i>	<i>531</i>	<i>3,723</i>
<i>" Madras</i>	<i>117</i>	<i>67</i>	<i>528</i>	<i>112</i>	<i>275</i>	<i>7,337</i>	<i>3,189</i>	<i>20,164</i>	<i>7,000</i>	<i>12,996</i>
<i>" Burma</i>	<i>154</i>	<i>21</i>	<i>62</i>	<i>72</i>	<i>86</i>	<i>13,166</i>	<i>1,337</i>	<i>3,636</i>	<i>3,371</i>	<i>4,040</i>
TOTAL	2,112	1,598	2,404	2,109	2,967	1,32,356	79,051	1,11,353	1,03,480	1,35,346
Wire (III. L)—										
United Kingdom (including Channel Islands)	Cwts. 280	Cwts. 211	Cwts. 160	Cwts. 502	Cwts. 671	10,221	11,939	8,148	22,089	29,571
Other British Possessions	2	5	3	4	..	557	542	626	450	..
TOTAL BRITISH EMPIRE	282	216	163	506	671	10,778	12,481	8,774	22,539	29,571
Germany	629	872	1,213	531	431	34,926	38,090	45,878	19,594	10,712
Belgium	194	66	207	15	7	10,357	2,060	7,215	586	764
France	2,542	1,667	641	1,24,649	61,453	24,685	9	..
Switzerland	57	189	39	2,792	7,884	1,767
Italy (including Fiume)	336	256	817	17,564	10,699	33,484
Japan	1,924	1,088	6,877	5,231	8,373	1,00,681	42,035	2,18,314	1,55,870	2,80,162
Other Foreign Countries	52	11	14	5	6	2,650	503	1,161	303	312
TOTAL FOREIGN COUNTRIES	5,734	4,094	9,808	5,782	8,817	2,93,610	1,63,024	3,32,504	1,76,554	2,56,950
<i>Share of Bengal</i>	<i>1,545</i>	<i>1,020</i>	<i>3,652</i>	<i>1,942</i>	<i>3,539</i>	<i>33,041</i>	<i>44,321</i>	<i>1,17,250</i>	<i>60,073</i>	<i>1,05,903</i>
<i>" Bombay</i>	<i>3,025</i>	<i>2,527</i>	<i>4,314</i>	<i>3,222</i>	<i>3,785</i>	<i>1,43,319</i>	<i>1,00,176</i>	<i>1,65,638</i>	<i>98,401</i>	<i>1,03,386</i>
<i>" Sind</i>	<i>22</i>	<i>36</i>	<i>47</i>	<i>14</i>	<i>36</i>	<i>1,337</i>	<i>1,548</i>	<i>2,274</i>	<i>1,217</i>	<i>1,400</i>
<i>" Madras</i>	<i>1,017</i>	<i>505</i>	<i>1,217</i>	<i>917</i>	<i>1,680</i>	<i>57,886</i>	<i>22,033</i>	<i>45,897</i>	<i>32,332</i>	<i>53,312</i>
<i>" Burma</i>	<i>357</i>	<i>162</i>	<i>241</i>	<i>193</i>	<i>443</i>	<i>19,314</i>	<i>3,022</i>	<i>10,219</i>	<i>7,169</i>	<i>16,920</i>
TOTAL	5,966	4,310	9,071	6,288	9,483	3,10,807	1,76,105	3,41,278	1,99,693	2,80,521
Other sorts (III. L)—										
United Kingdom (including Channel Islands)	Cwts. 5,155	Cwts. 4,166	Cwts. 14,239	Cwts. 6,360	Cwts. 7,358	4,20,008	4,33,148	6,00,945	4,42,938	4,54,795
Aden and Dependencies	327	97	140	390	332	7,978	2,476	8,501	8,558	5,723
Ceylon (excluding Maldives)	424	118	385	365	294	16,810	8,345	9,831	8,261	6,632
Straits Settlements	11,638	2,296	4,869	2,566	1,527	3,29,234	60,265	1,03,588	47,015	27,573
Hongkong	1,660	77	68	102	66	53,155	8,749	6,079	5,093	5,474
Kenya Colony	215	215	129	74	30	5,917	4,585	2,905	1,522	540

No. 10—continued

ARTICLES, AND COUNTRIES OF CONSIGNMENT; ALSO SHARE OF EACH PROVINCE	QUANTITY					VALUE				
	1930-31	1931-32	1932-33	1933-34	1934-35	1930-31	1931-32	1932-33	1933-34	1934-35
Metals and Ores—continued						R	R	R	R	R
Brass, Bronze, and similar alloys and manufactures thereof—continued										
Wrought—continued										
Other Sorts (III. L)—contd.	Cwts.	Cwts.	Cwts.	Cwts.	Cwts.					
Mauritius and Dependencies	201	32	84	6,377	765	1,095
Canada—										
<i>Via Atlantic Coast</i> . . .	112	6	5	16,500	924	659
Other British Possessions . . .	270	147	218	208	287	6,583	3,872	4,817	4,888	4,872
TOTAL BRITISH EMPIRE . . .	20,047	7,154	20,048	10,155	9,902	8,02,568	5,18,129	7,31,006	6,18,265	5,07,868
Sweden	14	86	70	16	58	3,388	12,868	8,883	1,619	3,296
Germany	11,499	11,076	10,789	1,776	2,957	6,50,846	4,82,785	5,04,386	1,73,812	2,01,701
Belgium	1,054	482	464	798	457	80,428	32,628	35,738	52,950	29,578
France	406	337	124	111	41	28,456	10,104	6,745	8,684	3,610
Italy (including Fiume) . . .	12	45	46	7	15	1,264	3,999	1,885	917	5,310
Austria	65	63	71	119	46	8,142	8,674	9,055	12,432	5,477
Iraq	975	246	159	1,284	269	28,059	5,786	2,124	10,105	3,747
Iran	832	126	4	23,289	2,479	168	25	..
China (exclusive of Hong- kong and Macao)	1,123	26	8	18	17	44,846	3,234	1,503	2,019	1,797
Japan	3,798	1,558	21,876	11,596	18,321	2,01,891	1,07,809	6,79,530	4,20,082	6,09,649
United States of America—										
<i>Via Atlantic Coast</i>	2,411	388	167	233	69	1,16,268	31,805	10,893	11,746	5,087
" Pacific "	25	5	10	20	25
Other Foreign Countries . . .	96	259	185	167	374	5,128	10,991	5,969	10,341	9,026
TOTAL FOREIGN COUNTRIES	22,285	15,247	33,463	16,124	23,114	11,91,530	7,19,199	12,67,324	7,18,702	8,78,800
Share of Bengal	29,322	15,171	35,983	4,508	6,920	12,30,670	5,53,479	11,30,564	2,11,654	3,99,326
" Bombay	3,365	4,773	7,114	3,069	7,172	5,05,214	3,79,374	3,51,226	5,07,167	3,98,598
" Sind	968	634	5,489	5,569	3,033	38,501	51,009	2,01,030	1,37,011	3,69,067
" Madras	1,351	914	5,090	6,936	10,004	1,37,602	1,00,044	2,44,493	2,51,556	3,54,393
" Burma	926	909	730	1,147	927	92,106	1,52,322	61,677	74,579	63,736
TOTAL	42,332	22,401	53,506	26,279	33,108	20,54,093	12,37,323	19,98,990	12,31,967	13,85,668
Total Brass, Bronze, and similar alloys and manu- factures thereof—	Cwts.	Cwts.	Cwts.	Cwts.	Cwts.					
United Kingdom (including Channel Islands)	57,120	89,430	173,441	170,784	226,052	28,16,709	33,08,171	55,55,576	53,03,713	61,06,337
Aden and Dependencies . . .	327	98	140	390	332	7,978	2,504	3,501	8,558	5,728
Ceylon (excluding Maldives) . .	769	209	711	369	294	27,773	5,986	16,730	3,793	6,632
Straits Settlements	11,729	2,206	4,869	2,566	1,529	3,30,378	60,271	1,08,598	47,015	27,646
Hongkong	1,660	61	68	102	65	58,156	9,044	6,079	5,093	5,474
Kenya Colony	215	216	129	74	56	5,917	4,585	2,905	1,522	800
Mauritius and Dependencies	201	32	84	6,377	765	1,095
Canada—										
<i>Via Atlantic Coast</i>	112	6	5	16,500	924	659
Other British Possessions . . .	273	147	218	313	287	6,672	3,872	5,088	5,461	4,872
TOTAL BRITISH EMPIRE . . .	72,406	85,514	179,571	174,598	223,706	82,71,460	33,96,122	56,93,417	53,60,155	62,40,243
Sweden	14	123	326	218	405	3,430	14,502	20,294	10,350	18,119
Germany	238,919	199,180	256,261	176,319	256,623	98,75,831	70,40,780	80,08,086	50,32,233	64,71,913
Belgium	2,496	1,310	1,085	1,069	752	1,45,833	67,658	60,615	66,152	41,431
France	4,958	3,212	906	111	41	2,45,257	1,18,080	36,506	8,684	3,610
Switzerland	135	190	39	1	..	6,117	7,965	1,733	58	..
Italy (including Fiume) . . .	689	5,804	953	34	15	38,609	1,97,008	40,322	2,752	5,310

ARTICLES, AND COUNTRIES OF CONSIGNMENT; ALSO SHARE OF EACH PROVINCE	QUANTITY					VALUE				
	1930-31	1931-32	1932-33	1933-34	1934-35	1930-31	1931-32	1932-33	1933-34	1934-35
						R	R	R	R	R
Metals and Ores—continued										
<i>Brass, Bronze, and similar alloys and manufactures thereof—concluded</i>										
<i>Total Brass, Bronze, and similar alloys and manufactures thereof—continued</i>	<i>Cwts.</i>	<i>Cwts.</i>	<i>Cwts.</i>	<i>Cwts.</i>	<i>Cwts.</i>					
Austria	343	376	308	619	302	26,102	22,324	20,855	35,071	16,741
Hungary	28	193	110	151	124	1,452	10,098	6,521	8,782	5,976
Czechoslovakia	71	3	118	45	15	3,501	735	5,501	3,446	2,537
Iraq	1,075	246	159	1,284	269	29,792	5,736	2,124	19,105	8,747
Iran	832	134	4	23,289	2,592	158	25	..
China (exclusive of Hong-kong and Macao)	1,153	26	8	18	17	46,106	3,284	1,503	2,044	1,797
Japan	54,099	5,675	131,040	117,137	148,088	24,69,631	16,97,339	40,22,574	32,52,538	39,97,005
United States of America—										
<i>Via Atlantic Coast</i>	2,953	415	172	440	433	1,35,274	34,082	11,770	17,505	15,422
<i>" Pacific "</i>	25	5	10	20	25
Other Foreign Countries	74	223	173	132	359	4,067	7,378	5,594	6,777	6,497
TOTAL FOREIGN COUNTRIES	307,783	257,120	391,821	296,578	408,343	1,30,53,015	92,29,561	1,22,99,206	84,65,592	1,05,90,130
<i>Share of Bengal</i>	<i>71,550</i>	<i>39,671</i>	<i>90,977</i>	<i>60,106</i>	<i>81,475</i>	<i>31,67,320</i>	<i>14,89,592</i>	<i>29,91,349</i>	<i>18,45,001</i>	<i>22,30,166</i>
<i>" Bombay</i>	<i>185,174</i>	<i>207,515</i>	<i>233,168</i>	<i>240,365</i>	<i>311,656</i>	<i>76,83,002</i>	<i>75,24,530</i>	<i>88,26,426</i>	<i>66,59,190</i>	<i>81,69,425</i>
<i>" Sind</i>	<i>11,269</i>	<i>14,761</i>	<i>30,178</i>	<i>27,583</i>	<i>33,771</i>	<i>4,99,145</i>	<i>4,98,349</i>	<i>3,85,435</i>	<i>7,74,932</i>	<i>9,11,140</i>
<i>" Madras</i>	<i>168,906</i>	<i>78,630</i>	<i>163,862</i>	<i>140,205</i>	<i>201,827</i>	<i>47,69,056</i>	<i>29,16,123</i>	<i>51,49,719</i>	<i>42,29,725</i>	<i>53,34,609</i>
<i>" Burma</i>	<i>3,290</i>	<i>2,067</i>	<i>3,007</i>	<i>2,912</i>	<i>3,366</i>	<i>2,11,052</i>	<i>1,93,099</i>	<i>1,39,754</i>	<i>1,36,899</i>	<i>1,44,033</i>
TOTAL	880,169	342,634	571,192	471,176	637,048	1,63,24,475	1,26,25,683	1,70,92,683	1,38,45,747	1,68,39,378
Copper—										
Ore (II. F)—	Tons	Tons	Tons	Tons	Tons					
TOTAL BRITISH EMPIRE	1	937	5	61
TOTAL FOREIGN COUNTRIES	1	157
<i>Share of Bombay</i>	2	1,094	5	61
Old, for re-manufactures (III. L)—	Cwts.	Cwts.	Cwts.	Cwts.	Cwts.					
United Kingdom (including Channel Islands)	148	60	827	1,301	26	5,497	2,332	24,542	34,152	629
Aden and Dependencies	205	51	120	73	553	6,495	1,769	3,379	1,718	7,440
Bahrain Islands	152	104	322	210	165	4,862	5,196	8,876	4,335	3,228
Ceylon (excluding Maldives)	208	77	36	181	..	6,671	2,725	932	4,409	..
Strait Settlements	8,276	1,433	1,189	123	408	1,23,849	51,836	38,168	3,568	9,491
Other British Possessions	393	230	87	169	99	12,458	7,434	2,483	4,000	2,410
TOTAL BRITISH EMPIRE	4,382	2,015	2,581	2,068	1,251	1,59,822	70,792	78,380	52,312	23,204
Germany	1	801	174	27	29,528	5,223
Native States in Arabia other than Maskat territory and Trucial Oman	86	262	125	46	94	2,348	7,625	3,288	990	1,604
Iraq	898	514	121	335	18	31,077	15,016	2,598	6,582	402
Iran	432	88	8	8	1	15,543	2,651	259	178	12
Japan	18	890	..	706	10,348
United States of America— <i>Via Atlantic Coast</i>	4,177	1,750	1,66,371	55,066	..	12	..
Other Foreign Countries	320	220	70	117	346	10,057	6,097	1,994	2,186	5,846
TOTAL FOREIGN COUNTRIES	6,909	3,048	507	506	1,349	2,25,923	1,17,589	13,362	9,898	27,212

No. 10—continued

ARTICLES, AND COUNTRIES OF CONSIGNMENT; ALSO SHARE OF EACH PROVINCE	QUANTITY					VALUE				
	1930-31	1931-32	1932-33	1933-34	1934-35	1930-31	1931-32	1932-33	1933-34	1934-35
Metals and Ores—continued						R	R	R	R	R
Copper—continued										
Old for re-manufactures (III. L)—contd.	Cwts.	Cwts.	Cwts.	Cwts.	Cwts.					
Share of Bengal	6,566	3,077	1,864	1,039	1,327	2,53,677	1,04,391	68,836	22,776	29,574
" Bombay	3,238	1,481	1,012	1,038	1,140	1,13,018	46,877	28,037	22,208	13,504
" Sind	387	1,102	146	326	133	10,787	37,033	2,867	6,026	2,398
" Madras	100	8	26	166	..	3,263	80	752	4,262	..
" Burma	60	1,271
TOTAL	10,291	5,668	3,088	2,569	2,600	3,85,745	1,88,391	91,742	62,210	50,416
Unwrought—										
Tiles, ingots, cakes, bricks and slabs (III. L)—	Cwts.	Cwts.	Cwts.	Cwts.	Cwts.					
United Kingdom (including Channel Islands)	8,623	2,960	4,771	4,947	10,431	4,53,441	1,20,505	1,50,564	1,56,531	2,56,208
Union of South Africa	1,012	4,906	28,830	1,10,624
Ceylon (excluding Maldives).	13	431
Commonwealth of Australia.	500	11,720
TOTAL BRITISH EMPIRE	8,623	2,960	4,784	5,959	16,787	4,53,441	1,20,505	1,50,995	1,84,867	3,78,552
Germany	178	70	60	5	100	7,870	3,267	1,832	258	4,020
Netherlands	502	11,764
Portuguese East Africa	587	..	200	3,009	604	25,834	..	7,300	98,520	10,000
United States of America— Via Atlantic Coast	4,093	715	500	5,124	4,575	1,84,164	38,012	20,966	1,40,488	1,07,766
Other Foreign Countries	12	20
TOTAL FOREIGN COUNTRIES	4,858	785	760	8,188	5,931	2,17,908	87,107	20,998	2,48,266	1,38,769
Share of Bengal	5,852	1,796	4,372	11,406	16,026	3,14,605	84,641	1,45,549	3,54,941	366,300
" Bombay	4,030	379	565	1,685	2,944	1,65,203	14,369	17,029	47,339	72,945
" Sind	20	1,280	440	561	780	1,136	43,414	12,415	14,972	18,860
" Madras	2,705	60	104	285	1,649	1,48,108	2,553	3,696	10,151	40,126
" Burma	774	230	63	160	370	42,300	12,309	2,304	5,730	14,077
TOTAL	13,481	3,745	5,644	14,097	21,768	6,71,349	1,57,696	1,80,993	4,33,138	5,12,311
Other sorts (III. L)—										
TOTAL BRITISH EMPIRE	2	..	20	..	41	456	..	603	..	1,744
Total Foreign Countries	1	..	7	8	..	80	..	450	132	..
Share of Bengal	3	..	30	545	..	693
" Bombay	7	3	450	132	..
" Madras	41	1,744
TOTAL	3	..	27	8	41	545	..	1,143	132	1,744
Wrought—										
Braziers (III. L)—	Cwts.	Cwts.	Cwts.	Cwts.	Cwts.					
United Kingdom (including Channel Islands)	1	626	..	41	22,185	..
Germany	127	2,410	1,082	4,080	69,650	25,794
Belgium	16	706	..
TOTAL FOREIGN COUNTRIES	127	2,426	1,082	4,080	70,356	25,794
Share of Bengal	127	990	..	4,080	36,692	..
" Bombay	267	1,072	7,894	23,778
" Sind	1,795	47,955	..
" Burma	1	50	41	2,016
TOTAL	128	3,052	1,062	4,121	92,541	25,794
Rods (III. L)—										
United Kingdom (including Channel Islands)	3,304	13,409	2,230	3,074	5,112	2,04,902	5,20,124	87,769	1,01,651	1,73,750
Other British Possessions	8	415
TOTAL BRITISH EMPIRE	3,304	13,417	2,230	3,074	5,112	2,04,902	5,20,539	87,769	1,01,659	1,73,750

GENERAL IMPORTS

(248)

No. 10—continued

ARTICLES, AND COUNTRIES OF CONSIGNMENT; ALSO SHARE OF EACH PROVINCE.	QUANTITY					VALUE				
	1930-31	1931-32	1932-33	1933-34	1934-35	1930-31	1931-32	1932-33	1933-34	1934-35
						Rs	Rs	Rs	Rs	Rs
Metals and Ores—continued										
Copper—continued										
Wrought—contd.										
Rods (III. L)—contd.	Cwts.	Cwts.	Cwts.	Cwts.	Cwts.					
Germany	1,509	3,486	3,762	1,870	657	80,929	1,26,455	1,17,334	55,834	18,288
Belgium	622	448	154	40	109	28,488	17,451	5,785	2,243	6,658
France	1,054	18	..	18	..	51,594	1,014	..	648	..
Japan	9,200	6,096	26,126	48,082	..	8,13,502	1,45,711	7,42,148	12,32,006
United States of America— Via Atlantic Coast	337	8,005	13,013	9,511	17,284	16,578	2,71,493	4,15,458	2,08,996	4,40,552
Other Foreign Countries	3	82	3	125	2,588	230	..
TOTAL FOREIGN COUNTRIES	3,522	21,161	23,097	37,568	66,192	177,589	7,30,040	6,86,876	10,10,099	10,98,454
Share of Bengal	1,383	30,751	32,027	33,294	67,742	82,129	10,37,827	6,59,601	10,35,058	17,53,591
" Bombay	2,226	1,783	1,711	2,049	2,426	1,60,952	74,346	59,354	66,317	77,674
" Sind	2,008	1,580	1,327	23	107	1,10,570	65,438	51,570	1,079	4,505
" Madras	441	449	296	214	921	24,682	22,300	10,679	7,952	32,064
" Burma	68	15	68	57	103	4,187	668	2,431	2,352	3,979
TOTAL	6,826	34,578	25,327	40,637	71,204	3,83,491	12,50,579	7,74,085	11,11,758	18,72,213
Sheets (III. L)—	Cwts.	Cwts.	Cwts.	Cwts.	Cwts.					
United Kingdom (including Channel Islands)	35,633	44,465	66,295	1,05,334	180,140	19,46,475	19,04,185	25,06,664	34,59,830	53,35,667
Other British Possessions	15	..	26	..	1	529	..	700	73	118
TOTAL BRITISH EMPIRE	35,648	44,465	66,321	1,05,334	180,141	19,47,004	19,04,185	25,07,364	34,59,703	53,35,786
Germany	49,897	58,354	181,553	95,148	104,067	24,72,794	24,82,108	62,41,802	28,84,199	28,16,091
Netherlands	1,055	88,887
Belgium	7,318	2,658	9,231	2,905	2,198	3,61,694	1,16,835	3,17,237	90,437	61,802
France	35,564	28,990	2,051	22	2,384	16,77,847	12,27,078	82,108	682	80,896
Austria	263	10	11,288	426
Japan	220	201	12,601	899	8,572	10,716	8,548	3,99,516	22,405	2,51,240
United States of America— Via Atlantic Coast	29,020	7,020	20	1,001	76,366	13,04,020	3,05,870	932	21,725	19,99,044
Other Foreign Countries	7	21	..	11	..	836	1,093	58	467
TOTAL FOREIGN COUNTRIES	122,182	97,140	206,532	99,965	194,098	58,88,154	41,41,196	70,61,575	30,19,501	52,15,100
Share of Bengal	15,323	13,158	36,095	24,497	38,534	3,99,339	6,99,650	14,80,731	8,24,225	11,13,627
" Bombay	105,182	94,239	172,047	1,25,322	240,820	49,38,717	40,40,802	58,49,146	38,46,077	66,24,590
" Sind	13,820	10,020	27,897	23,746	49,406	6,63,138	5,73,257	8,48,343	7,00,418	13,84,356
" Madras	22,532	17,906	36,665	31,485	45,235	18,58,046	7,88,371	14,03,916	10,98,419	14,20,423
" Burma	623	232	149	249	194	35,868	13,301	6,803	11,065	7,959
TOTAL	157,830	141,805	272,853	205,299	374,239	77,85,158	60,45,881	95,88,939	64,70,204	1,05,59,385
Tubes (III. L)—	Cwts.	Cwts.	Cwts.	Cwts.	Cwts.					
United Kingdom (including Channel Islands)	668	1,045	626	486	844	52,827	58,831	27,575	30,819	49,001
Other British Possessions	5	72	33	457	1,762	807
TOTAL BRITISH EMPIRE	668	1,045	631	558	877	52,827	58,831	28,032	32,581	49,808
Germany	1,287	1,767	1,553	2,106	1,515	81,815	84,134	67,108	88,861	65,721
Belgium	638	101	176	100	59	40,999	5,212	7,327	4,096	2,470
France	1,439	304	69	..	20	87,281	15,370	2,983	..	782
Japan	29	..	56	730	1,149	1,590	..	2,127	29,127	41,989
Other Foreign Countries	63	130	101	100	222	5,069	6,955	5,611	4,816	11,518
TOTAL FOREIGN COUNTRIES	3,451	2,302	1,955	3,036	2,965	2,16,854	1,11,071	85,151	1,26,400	1,22,480
Share of Bengal	1,314	1,130	1,213	1,327	1,675	88,371	66,496	52,909	63,106	75,575
" Bombay	1,643	1,029	669	1,331	1,471	1,08,534	52,402	32,274	74,351	62,442
" Sind	140	200	267	19	66	10,050	12,329	11,091	1,660	3,848
" Madras	874	532	259	333	554	56,382	45,884	12,077	15,116	25,637
" Burma	149	56	73	84	77	11,494	3,441	4,532	4,768	4,236
TOTAL	4,119	3,347	2,486	3,594	3,842	2,69,681	1,70,592	1,13,188	1,68,981	1,71,788

No. 10—continued

ARTICLES, AND COUNTRIES OF CONSIGNMENT; ALSO SHARE OF EACH PROVINCE	QUANTITY					VALUE				
	1930-31	1931-32	1932-33	1933-34	1934-35	1930-31	1931-32	1932-33	1933-34	1934-35
Metals and Ores—continued						₹	₹	₹	₹	₹
Copper—continued										
Wrought—continued										
Wire, exclusive of wire of telegraph and telephone (III. L)—	Cwts.	Cwts.	Cwts.	Cwts.	Cwts.					
United Kingdom (including Channel Islands)	449	1,977	261	1,329	1,848	29,529	84,898	12,612	47,690	69,060
Straits Settlements	98	..	661	21	..	8,454	..	14,327	676	..
Other British Possessions	88	..	21	..	18	3,258	22	576	26	315
TOTAL BRITISH EMPIRE	635	1,977	943	1,350	1,866	41,241	85,420	27,515	48,390	70,275
Germany	916	871	2,175	1,096	634	49,638	40,670	87,355	39,750	21,080
Belgium	408	702	943	224	19	22,970	30,575	39,222	8,432	630
France	1,538	703	866	135	20	89,761	80,229	35,815	5,710	691
Japan	67	57	1,993	1,425	5,289	3,559	2,840	69,567	48,701	1,07,105
United States of America— Via Atlantic Coast	1,000	761	1	2	8	40,012	17,633	488	59	450
Other Foreign Countries	21	78	10	1	3	1,854	2,616	365	41	176
TOTAL FOREIGN COUNTRIES	3,950	3,162	6,008	2,883	5,078	2,07,289	1,24,563	2,32,707	1,00,884	1,01,041
Share of Bengal	1,598	409	769	867	1,011	75,826	17,825	29,767	30,497	39,885
" BOMBAY	1,421	2,313	4,845	2,462	5,911	77,326	86,518	1,80,388	86,830	1,63,315
" SIND	46	1,946	230	28	28	2,774	83,967	6,741	1,052	1,031
" MADRAS	1,441	387	998	796	794	82,977	17,146	39,323	23,806	27,792
" BURMA	79	84	99	30	95	4,723	3,528	4,193	2,238	3,793
TOTAL	4,585	5,130	6,941	4,233	7,839	2,43,530	2,08,983	2,60,312	1,40,123	2,61,316
Other manufactures (III. L)— United Kingdom (including Channel Islands)	Cwts.	Cwts.	Cwts.	Cwts.	Cwts.					
Ceylon (excluding Maldives)	407	4	52	21	10	14,616	357	1,469	686	413
Straits Settlements	10	68	212	12	92	716	2,369	7,076	594	2,774
Other British Possessions	7	..	5	1	116	721	..	135	25	3,012
TOTAL BRITISH EMPIRE	3,974	3,455	3,184	2,544	4,599	2,78,007	1,81,174	1,73,491	1,43,110	2,46,125
Sweden	155	21	7	7,883	836	254
Germany	1,264	2,326	3,312	1,078	810	1,62,621	1,19,374	2,02,500	90,672	62,985
Belgium	70	180	195	33	351	4,748	9,588	7,973	960	12,585
France	629	1,370	195	186	40	49,986	54,955	10,415	6,897	1,436
Austria	2	..	4	340	..	478
Iraq	1	..	3	63	44	55	..	400	10,070	6,437
China (exclusive of Hong- kong and Macao)	32	7	..	5,456	662
Japan	645	594	1,522	1,729	6,791	36,860	29,057	54,871	48,701	2,43,929
United States of America— Via Atlantic Coast	684	2,024	17	26	14	79,028	67,043	6,264	1,339	1,150
Other Foreign Countries	23	21	11	42	101	1,862	1,226	605	3,715	6,521
TOTAL FOREIGN COUNTRIES	3,318	6,547	5,414	3,178	8,165	3,35,500	2,87,106	2,91,389	1,63,190	3,35,959
Share of Bengal	2,640	4,796	3,376	1,609	3,432	2,30,206	1,97,767	1,79,462	98,548	1,29,626
" BOMBAY	1,766	3,601	1,814	1,594	1,153	1,51,621	1,78,820	1,09,680	95,784	74,827
" SIND	1,082	1,169	2,186	1,508	6,533	74,019	68,591	1,14,097	57,458	2,40,246
" MADRAS	1,483	345	540	790	1,498	1,13,623	22,319	42,271	40,019	62,194
" BURMA	322	93	182	221	112	44,039	10,982	13,450	14,491	13,490
TOTAL	7,292	10,002	8,598	5,722	12,764	6,13,807	4,68,470	4,64,860	3,06,300	5,82,084

GENERAL IMPORTS

(250)

No. 10—continued

ARTICLES, AND COUNTRIES OF CONSIGNMENT; ALSO SHARES OF EACH PROVINCE	QUANTITY					VALUE				
	1930-31	1931-32	1932-33	1933-34	1934-35	1930-31	1931-32	1932-33	1933-34	1934-35
Metals and Ores—continued										
Copper—concluded										
Total Copper (excluding Ore)	Owts.	Owts.	Owts.	Owts.	Owts.	Rs.	Rs.	Rs.	Rs.	Rs.
United Kingdom (including Channel Islands)	52,373	67,299	77,815	1,19,607	202,873	29,53,112	23,33,923	29,74,627	39,94,377	61,26,894
Aden and Dependencies	205	51	124	141	605	6,495	1,769	3,439	3,305	8,118
Bahrain Islands	152	164	322	216	165	4,832	6,196	8,876	4,385	8,228
Ceylon (excluding Maldives)	718	81	148	202	10	25,074	3,032	4,108	5,273	413
Straits Settlements	3,384	1,501	2,037	156	501	1,23,019	53,795	60,721	4,937	12,383
Union of South Africa	1,012	4,806	28,330	1,10,624
Commonwealth of Australia	4	50	115	11,820
Other British Possessions	400	238	88	170	213	18,779	7,871	2,503	4,025	5,272
TOTAL BRITISH EMPIRE	67,237	69,334	80,584	1,21,508	2,09,674	31,32,741	29,40,446	30,54,220	40,44,707	62,78,752
Sweden	102	95	128	9,235	4,120	5,464
Germany	55,180	67,075	192,580	103,713	108,845	28,59,868	28,36,530	67,23,699	32,23,724	30,14,874
Netherlands	40	41	1,090	32	569	2,616	2,172	41,152	2,025	14,699
Belgium	8,951	4,089	10,699	3,308	2,796	4,63,899	1,79,656	3,77,544	1,08,874	83,700
France	40,224	31,235	3,201	356	2,064	19,56,269	18,28,641	1,31,321	14,017	80,806
Austria	304	81	46	22	103	14,646	4,171	2,830	1,081	5,001
Native States in Arabia other than Maskat Territory and Trucial Oman	86	262	125	46	94	2,851	7,625	3,288	990	1,604
Iraq	910	514	124	401	62	32,140	15,916	2,998	16,784	6,839
Iran	432	83	8	13	1	15,543	2,051	259	1,007	27
China (exclusive of Hong-kong and Macao)	..	32	2	41	7	..	5,456	76	687	662
Japan	961	10,070	22,268	30,909	70,773	52,825	3,55,253	6,71,792	8,89,142	19,56,597
Portuguese East Africa	609	43	235	3,014	517	26,825	1,196	8,260	98,620	19,470
United States of America—										
Via Atlantic Coast	89,313	20,268	18,553	15,672	98,533	17,90,425	7,51,895	4,44,445	3,82,293	25,51,097
Other Foreign Countries	308	802	139	76	343	9,689	9,978	4,800	2,341	7,460
TOTAL FOREIGN COUNTRIES	147,318	134,745	244,260	157,998	285,785	72,23,986	55,49,541	84,21,598	47,48,676	77,49,799
Share of Bengal	35,079	55,166	70,326	80,029	129,736	19,49,536	21,78,487	23,98,677	24,71,782	36,78,678
Bombay	120,331	104,876	1,82,670	136,251	366,877	57,04,350	44,94,634	67,76,358	42,45,932	71,43,576
Sind	17,593	23,298	32,393	38,006	57,062	8,72,473	8,74,029	10,47,074	8,30,609	16,55,784
Madras	29,626	20,032	38,888	34,069	50,749	16,87,131	8,98,611	15,18,614	12,04,426	16,00,934
Burma	3,916	719	637	851	1,916	1,42,637	44,230	35,264	40,634	49,639
TOTAL	204,555	204,079	324,844	279,206	495,459	1,03,56,127	84,89,992	1,14,76,827	87,93,382	1,40,28,551
Ferro Alloys (III. L)—	Tons	Tons	Tons	Tons	Tons					
United Kingdom (including Channel Islands)	186	86	25	76	122	40,222	16,464	24,572	16,536	23,178
Canada—	283
Via Atlantic Coast
TOTAL BRITISH EMPIRE	186	86	25	76	122	40,222	16,464	24,572	16,536	23,461
Norway	297	280	8	35	353	77,722	67,060	1,088	6,845	86,784
Germany	103	65	348	166	399	22,608	12,297	95,255	36,460	86,305
Netherlands	..	105	1	81,866	670
Portugal (including Azores and Madeira)	..	190	47,354
Greece (including Crete)	..	656	1,63,872
Italy (including Fiume)	540	40	145	893	638	1,43,780	10,168	38,326	2,54,058	1,67,650
Japan	164	85	27,497	16,005
United States of America—										
Via Atlantic Coast	54	9,519
Other Foreign Countries	25	..	15	9	33	6,010	..	4,648	2,850	6,673
TOTAL FOREIGN COUNTRIES	974	1,336	517	1,267	1,562	2,50,120	3,32,102	1,39,987	3,27,700	3,02,936
Share of Bengal	1,195	1,497	542	1,339	1,658	2,79,013	3,54,418	1,63,607	3,42,732	3,31,191
Bombay	64	15	..	4	26	11,321	3,074	892	1,504	4,860
Sind	34	209
Madras	8
Burma	147
TOTAL	1,169	1,422	542	1,343	1,684	2,90,842	3,48,556	1,64,599	3,44,230	3,86,397

No. 10—continued

ARTICLES, AND COUNTRIES OF CONSIGNMENT; ALSO SHARE OF EACH PROVINCE	QUANTITY					VALUE				
	1930-31	1931-32	1932-33	1933-34	1934-35	1930-31	1931-32	1932-33	1933-34	1934-35
						₹	₹	₹	₹	₹
Metals and Ores—continued										
<i>German silver (including nickel silver) (III. L)—</i>	Cwts.	Cwts.	Cwts.	Cwts.	Cwts.					
United Kingdom (including Channel Islands)	2,218	2,178	3,381	3,038	3,161	1,72,921	1,55,498	2,41,859	2,60,452	2,02,125
Other British Possessions	12	18	85	802	1,031	3,555
TOTAL BRITISH EMPIRE	2,225	2,186	3,381	3,038	3,199	1,73,223	1,56,529	2,41,889	2,60,452	2,05,680
Germany	4,114	3,128	802	2,467	3,062	3,52,737	2,33,049	69,318	1,44,321	2,31,849
France	..	81	220	203	5,539	14,707	12,335	..
Switzerland	418	701	2,378	649	2,382	33,022	48,600	1,37,558	40,632	1,58,043
Italy (including Fiume)	4,509	4,296	7,711	6,016	4,570	8,35,196	2,75,562	5,11,410	3,70,958	2,62,784
Austria	2,068	3,127	2,442	3,452	2,583	2,36,344	2,29,169	1,78,771	2,29,399	1,61,844
Czechoslovakia	108	9,724
Iraq	55	85	9	49,133	97,662	9,616
Iran	23	26	23,000	25,787	..
United States of America— Via Atlantic Coast	2,005	32	..	380	..	59,143	2,695	..	9,838	194
Other Foreign Countries	196	25	..	1,749	6	..	2,129	3
TOTAL FOREIGN COUNTRIES	14,033	11,965	14,131	13,306	13,656	10,78,815	7,94,620	10,34,197	9,41,761	8,26,263
Share of Bengal	6,311	2,988	3,662	4,918	4,519	4,26,083	2,17,392	2,70,731	3,09,327	2,94,440
„ Bombay	9,535	10,447	13,807	11,938	12,039	7,33,389	7,23,304	10,01,912	8,62,426	7,16,363
„ Sind	7	..	22	4	3	746	49	1,739	817	953
„ Madras	355	116	19	331	191	38,341	10,376	1,366	23,530	14,090
„ Burma	3	3	28	339	614	107
TOTAL	16,258	13,561	17,512	17,244	16,356	12,62,033	9,51,049	12,76,086	12,02,213	10,26,943
Iron—										
<i>Ore (II. F)—</i>	Tons	Tons	Tons	Tons	Tons					
TOTAL BRITISH EMPIRE	6	25	143	1,075	4,594
Sweden	50	27	..	14	..	6,107	3,319	..	1,709	..
Other Foreign Countries	..	5	..	40	501	95	2,241	..
TOTAL FOREIGN COUNTRIES	50	32	..	54	..	6,107	3,820	95	3,950	..
Share of Bengal	5	17	..	15	..	678	2,078	..	1,340	..
„ Bombay	45	15	..	45	26	3,663	1,742	96	3,136	4,694
TOTAL	50	32	..	60	26	6,340	3,820	95	5,025	4,594
<i>Pig (III. K)—</i>										
	Tons	Tons	Tons	Tons	Tons					
United Kingdom (including Channel Islands)	3,082	331	746	1,964	1,537	2,24,999	28,718	55,275	1,45,288	1,08,530
TOTAL FOREIGN COUNTRIES	1	49	104	3,642
Share of Bengal	960	124	350	892	576	71,771	9,297	26,629	66,696	38,374
„ Bombay	1,476	51	190	664	467	1,07,009	7,510	13,243	48,030	34,436
„ Madras	121	60	10	16	100	9,437	3,951	703	1,066	7,805
„ Burma	586	145	196	393	395	36,886	9,997	14,700	29,446	23,516
TOTAL	3,083	380	746	1,964	1,537	2,25,103	30,355	55,275	1,45,288	1,08,530
Manufactures—										
<i>Angle and tee, bolt and rod (III. K)—</i>	Tons	Tons	Tons	Tons	Tons					
United Kingdom (including Channel Islands)	443	71	861	313	53	95,184	12,057	84,378	34,102	8,997
Other British Possessions	4	16	9	3	..	1,095	3,667	1,632	328	1
TOTAL BRITISH EMPIRE	447	87	870	322	53	96,279	15,724	86,010	34,430	8,998

GENERAL IMPORTS

No. 10—continued

ARTICLES, AND COUNTRIES OF CONSIGNMENT; ALSO SHARE OF EACH PROVINCE	QUANTITY					VALUE				
	1930-31	1931-32	1932-33	1933-34	1934-35	1930-31	1931-32	1932-33	1933-34	1934-35
	Tons	Tons	Tons	Tons	Tons	R	R	R	R	R
Metals and Ores—continued										
<i>Iron—continued</i>										
Angle and tee, bolt and rod (III. K)—continued										
Germany	502	1,535	1	511	998	44,384	1,43,368	230	40,100	88,186
Netherlands	494	4	42,817
Belgium	266	655	2,061	510	509	25,583	47,355	1,93,187	40,838	43,088
Luxemburg	406	1,231	45,605	1,03,915
Other Foreign Countries	1	1	365	138	351
TOTAL FOREIGN COUNTRIES	769	2,090	2,062	1,523	3,233	70,332	1,90,723	1,93,367	1,44,865	2,74,867
<i>Share of Bengal</i>	<i>801</i>	<i>2,118</i>	<i>2,015</i>	<i>1,835</i>	<i>3,281</i>	<i>77,904</i>	<i>1,95,588</i>	<i>2,75,578</i>	<i>1,76,455</i>	<i>2,82,650</i>
.. Bombay	2	3	4	2	1	479	443	1,500	1,159	467
.. Sind	402	33	1	85,657	5,880	114	106	22
.. Madras	4	23	9	7	4	1,121	4,314	1,610	1,503	596
.. Burma	7	1	3	1	..	1,450	223	475	72	..
{ Protected	458	83	19	27	2,533	90,143	14,495	2,914	4,729	2,17,013
{ Not protected	768	2,094	2,913	1,818	758	70,466	1,91,952	2,76,463	1,74,566	65,952
TOTAL	1,216	2,177	2,932	1,845	3,286	1,60,611	2,06,447	2,79,377	1,79,295	2,83,865
Bars and channels (III. K)—	Tons	Tons	Tons	Tons	Tons					
United Kingdom (including Channel Islands)	990	430	353	415	731	2,58,031	1,17,231	1,07,456	1,03,128	1,04,574
Other British Possessions	3	1	2	1	1	776	317	592	81	185
TOTAL BRITISH EMPIRE	1,002	431	355	416	732	2,63,807	1,17,548	1,08,048	1,03,209	1,04,759
Sweden	508	465	567	694	471	1,31,505	1,14,106	1,43,106	1,68,778	1,03,809
Germany	575	53	14	26	22	63,658	13,211	3,567	6,020	5,504
Belgium	1,851	314	229	138	103	1,76,356	31,040	17,278	10,418	10,951
Czechoslovakia	250	21,950
Other Foreign Countries	12	26	2	..	31	2,607	2,287	179	61	2,612
TOTAL FOREIGN COUNTRIES	3,196	858	812	858	627	3,96,666	1,61,544	1,64,130	1,85,276	1,22,376
<i>Share of Bengal</i>	<i>1,390</i>	<i>300</i>	<i>261</i>	<i>284</i>	<i>627</i>	<i>2,49,341</i>	<i>84,934</i>	<i>79,418</i>	<i>84,357</i>	<i>1,05,447</i>
.. Bombay	312	123	84	106	188	69,593	27,632	18,717	17,392	39,228
.. Sind	4	27	3	..	3	1,022	5,168	1,636	..	1,898
.. Madras	725	513	613	742	508	1,64,646	1,29,396	1,54,553	1,73,224	1,05,624
.. Burma	1,767	386	301	148	23	1,72,371	31,418	17,554	13,514	6,438
{ Protected	1,377	370	197	192	511	1,86,261	39,485	15,758	19,649	1,08,306
{ Not protected	2,321	919	970	1,082	848	4,64,212	2,39,607	2,56,420	2,68,838	2,14,329
TOTAL	4,103	1,289	1,167	1,274	1,359	6,50,478	2,79,092	2,72,176	2,88,487	3,17,635
Rice bowls (III. K)—	Tons	Tons	Tons	Tons	Tons					
United Kingdom (including Channel Islands)	146	107	96	65	21	54,394	39,847	34,227	19,381	5,308
Other British Possessions	1	2	1	791	1,045	572	608	954
TOTAL BRITISH EMPIRE	149	109	96	65	22	55,185	40,892	34,799	19,989	6,262
Japan	17	28	108	6,438	8,449	21,059
Other Foreign Countries	3	3	6	..	1	1,716	999	1,837	..	237
TOTAL FOREIGN COUNTRIES	3	3	23	28	109	1,716	999	8,320	8,449	21,313
<i>Share of Bengal</i>	<i>2</i>	<i>11</i>	<i>4</i>	<i>..</i>	<i>1</i>	<i>802</i>	<i>4,270</i>	<i>1,682</i>	<i>..</i>	<i>267</i>
.. Bombay	29	27	40	36	11	3,659	7,725	11,655	9,536	3,179
.. Sind	18	..
.. Madras	61	43	10	22,791	16,231	3,192	..	9
.. Burma	60	31	65	57	119	24,449	13,616	26,690	18,336	24,123
TOTAL	152	112	119	93	131	56,901	41,391	48,119	28,388	27,578

No. 10—continued

ARTICLES, AND COUNTRIES OF CONSIGNMENT; ALSO SHARE OF EACH PROVINCE	QUANTITY					VALUE				
	1930-31	1931-32	1932-33	1933-34	1934-35	1930-31	1931-32	1932-33	1933-34	1934-35
						₹	₹	₹	₹	₹
Metals and Ores—continued										
Iron—concluded										
Total Iron (excluding Ore)—	Tons	Tons	Tons	Tons	Tons					
United Kingdom (including Channel Islands)	4,672	939	2,056	2,763	2,342	6,27,608	1,95,848	2,81,336	3,01,840	3,17,400
Other British Possessions	8	19	11	4	2	2,662	5,020	2,796	1,017	1,140
TOTAL BRITISH EMPIRE	4,680	958	2,067	2,767	2,344	6,30,270	2,00,877	2,84,132	3,02,856	3,18,540
Sweden	509	465	567	694	471	1,31,870	1,14,106	1,43,106	1,68,835	1,03,800
Germany	1,078	1,688	15	537	1,020	1,08,548	1,56,579	3,797	56,218	90,700
Netherlands	494	4	42,317
Belgium	2,118	921	2,296	654	612	2,02,498	83,801	2,12,085	60,257	54,039
Luxemburg	..	10	2	406	1,261	..	485	131	45,086	1,06,308
Czechoslovakia	250	21,950	..	5
Japan	17	28	109	6,483	8,470	21,246
Other Foreign Countries	14	16	2	3,952	1,037	210	121	581
TOTAL FOREIGN COUNTRIES	3,909	3,000	2,897	2,409	3,909	4,68,818	3,56,908	3,05,817	3,38,608	4,19,059
Share of Bengal	3,163	2,563	3,530	3,011	4,484	4,00,318	2,94,089	3,83,307	3,27,514	4,86,768
.. Bombay	1,819	293	318	808	667	1,78,940	42,960	45,215	76,166	77,310
.. Sind	406	60	9	..	8	86,679	11,048	1,760	124	1,920
.. Madras	911	639	642	764	612	1,97,995	1,54,436	1,60,058	1,75,793	1,13,634
.. Burma	2,360	603	465	583	542	2,35,156	55,252	59,619	61,867	58,076
{ Protected	2,395	458	216	219	3,044	2,82,404	58,980	18,072	24,378	3,21,319
{ Not protected	6,314	3,505	4,748	4,957	3,269	8,16,684	5,08,905	6,31,277	6,17,080	4,16,389
TOTAL	8,649	3,958	4,904	5,170	6,313	10,99,088	6,57,785	6,40,040	6,41,468	7,87,608
Steel—	Tons	Tons	Tons	Tons	Tons					
Angle and tee (III. K)—										
United Kingdom (including Channel Islands)	10,569	4,522	4,230	4,317	5,292	18,32,911	5,74,738	4,81,107	5,22,980	6,42,432
Ceylon (excluding Maldives)	15	5	3,259	623	7
TOTAL BRITISH EMPIRE	10,584	4,527	4,230	4,317	5,292	18,30,170	5,75,366	4,81,114	5,22,980	6,42,432
Germany	624	130	16	150	229	52,801	11,256	1,741	11,713	22,660
Belgium	12,740	9,900	6,130	5,014	6,865	11,52,887	7,91,889	4,32,604	4,05,894	6,13,107
Luxemburg	1,930	1,697	375	509	700	1,62,844	1,41,576	28,857	42,200	61,215
France	1,800	2,198	1,007	1,443	653	1,53,783	1,74,812	74,531	1,11,157	56,212
Italy (including Fiume)	82	11,000
United States of America— Via Atlantic Coast	13	4	1	5,928	845	160
Other Foreign Countries	5	591	34	151
TOTAL FOREIGN COUNTRIES	17,112	13,860	7,537	7,120	8,530	15,28,884	11,19,583	5,87,233	5,71,643	7,64,511
Share of Bengal	2,812	3,329	3,840	3,923	4,726	10,22,602	3,45,870	3,84,978	4,29,587	5,39,833
.. Bombay	3,014	7,517	3,575	3,442	4,211	7,04,056	6,56,419	2,86,731	2,94,550	3,95,488
.. Sind	5,168	4,801	2,462	2,455	3,001	4,81,879	4,23,691	1,73,163	2,01,928	2,64,816
.. Madras	3,138	1,778	1,162	1,031	1,359	3,47,764	1,62,793	95,336	99,409	1,46,780
.. Burma	2,584	962	728	586	695	3,08,710	1,07,116	30,139	69,138	60,027
{ Protected	26,818	12,356	11,742	11,418	13,685	27,60,943	16,89,704	10,14,107	10,90,353	13,89,177
{ Not protected	878	31	25	19	137	1,04,061	1,185	4,150	4,279	17,766
TOTAL	27,696	12,387	11,767	11,437	13,822	28,65,004	16,94,829	10,18,347	10,94,632	14,06,943

GENERAL IMPORTS

(254)

No. 10—continued

ARTICLES, AND COUNTRIES OF CONSIGNMENT; ALSO SHARE OF EACH PROVINCE	QUANTITY					VALUE				
	1930-31	1931-32	1932-33	1933-34	1934-35	1930-31	1931-32	1932-33	1933-34	1934-35
						R	R	R	R	R
Metals and Ores—continued										
Steel—continued										
Spring (III. K)—	Tons	Tons	Tons	Tons	Tons					
United Kingdom (including Channel Islands)	287	573	496	50	131	44,216	83,008	66,364	10,140	15,524
Straits Settlements	5
TOTAL BRITISH EMPIRE	287	573	496	50	131	44,221	83,008	66,364	10,140	15,524
Germany	167	..	2	1	1	19,465	..	463	906	409
Belgium	37	88	69	8,885	11,052	6,597
Other Foreign Countries	1	3	1	322	1,682	481	130	69
TOTAL FOREIGN COUNTRIES	205	91	72	1	1	28,662	13,334	7,541	1,036	478
Share of Bengal	6	21	7	44	..	2,946	3,821	1,179	8,309	688
" Bombay	480	631	519	5	3	63,245	90,760	66,660	2,078	1,619
" Sind	2	2	128	376	424	13,622
" Madras	3	..	12	479	16	1,550	197	..
" Burma	1	12	20	..	1	837	1,726	4,476	168	873
TOTAL	492	664	568	51	132	67,883	96,342	73,905	11,176	16,002
Bars (other than Cast Steel) (III. K)—	Tons	Tons	Tons	Tons	Tons					
United Kingdom (including Channel Islands)	20,408	10,998	11,547	14,953	18,159	30,54,679	16,73,728	15,16,161	19,76,718	26,85,269
Other British Possessions	7	8	..	1	1	1,123	1,863	136	1,067	239
TOTAL BRITISH EMPIRE	20,415	11,006	11,547	14,954	18,160	30,55,702	16,75,591	15,16,297	19,77,785	26,85,508
Sweden	561	662	781	478	777	1,55,540	1,87,508	2,12,279	1,30,520	1,68,464
Poland (including Danzig)	840	31,166
Germany	2,794	1,370	2,825	3,142	2,891	2,70,672	1,68,261	2,62,910	2,95,016	2,79,656
Netherlands	95	6	19	458	..	9,886	882	2,019	36,169	162
Belgium	43,684	33,535	32,008	27,069	25,250	38,95,550	25,04,627	22,08,439	23,11,994	23,04,484
Luxemburg	14,408	20,842	17,067	12,811	10,972	12,07,078	15,92,433	10,70,409	10,13,462	9,37,571
France	5,158	5,029	4,841	5,439	2,808	4,55,860	3,88,020	3,23,949	4,22,521	2,45,607
Italy (including Fiume)	32	10	6	..	1	10,767	9,683	1,361	..	2,512
Czechoslovakia	221	54	60	84	117	45,258	17,877	20,929	24,836	63,334
Japan	..	11	..	1,034	1,299	..	4,168	40	91,076	1,18,937
United States of America—										
Fid Atlantic Coast	1	..	12	2	14	1,325	1,990	4,396	575	11,922
" Pacific "	..	8	2,939
Other Foreign Countries	1	1	7	2	6	96	124	1,001	389	1,454
TOTAL FOREIGN COUNTRIES	66,955	61,528	57,021	51,109	44,474	60,61,038	40,33,567	41,67,732	43,26,668	41,95,269
Share of Bengal	18,887	16,432	23,357	24,099	16,104	21,59,921	16,94,629	19,71,653	23,95,886	30,43,160
" Bombay	22,776	21,158	14,210	15,799	20,256	21,49,451	18,89,838	11,86,168	15,13,159	21,31,310
" Sind	20,549	15,265	16,190	12,588	10,867	19,31,766	12,25,732	10,81,764	10,11,190	9,43,424
" Madras	19,495	17,342	12,093	11,092	11,350	20,27,190	15,34,961	11,06,811	11,00,260	12,99,069
" Burma	5,663	2,347	3,318	2,546	4,057	6,18,412	2,63,988	3,37,773	2,83,864	4,58,764
Protected	60,788	32,127	21,821	19,786	29,276	52,42,676	30,62,107	20,92,196	21,50,497	35,11,118
Not protected	86,682	40,407	47,347	46,337	38,358	38,74,064	34,47,041	35,91,863	41,53,841	35,62,659
TOTAL	87,370	72,534	69,168	66,123	62,634	91,16,740	65,09,148	56,64,059	63,04,338	68,80,777
Cast—										
Tool steel—										
High speed (III. K)—	Tons	Tons	Tons	Tons	Tons					
United Kingdom (including Channel Islands)	201	128	186	171	154	2,11,783	1,19,788	1,63,978	1,45,778	1,11,047
Other British Possessions	1	..	317	..	116	704	195
TOTAL BRITISH EMPIRE	201	128	186	172	154	2,12,100	1,19,788	1,64,094	1,46,482	1,11,242

No. 10—continued

ARTICLES, AND COUNTRIES OF CONSIGNMENT; ALSO SHARE OF EACH PROVINCE	QUANTITY					VALUE				
	1930-31	1931-32	1932-33	1933-34	1934-35	1930-31	1931-32	1932-33	1933-34	1934-35
	Tons	Tons	Tons	Tons	Tons	Rs	Rs	Rs	Rs	Rs
Metals and Ores—continued										
Steel—continued										
Cast—continued										
Tool steel—continued										
High speed (III. K)—continued										
Sweden	7	2	217	5,769	488	2,482	1,079
Germany	14	7	11	17	38	22,437	11,323	17,838	25,792	14,417
Belgium	15	3	..	6	33	35,297	5,203	96	8,599	4,556
France	12	2	4	..	1	49,543	18,575	25,079	180	5,124
Italy (including Fiume)	2	..	1	1	..	6,567	970	1,577	122	..
Austria	9	3	18,796	2,786	9
Czechoslovakia	63	15	22	40	21	92,423	20,150	25,066	64,707	34,803
United States of America—										
<i>Vid Atlantic Coast</i>	2	1	20	38	..	19,939	58,038
Other Foreign Countries	19	8	3,498	894	767	..
TOTAL FOREIGN COUNTRIES	115	55	41	66	96	2,20,500	68,067	71,938	1,21,808	1,18,426
Share of Bengal	11	21	4	3	4	26,410	3,301	10,332	11,827	653
<i>Bombay</i>	113	59	60	95	107	2,04,334	1,01,910	82,131	1,28,974	59,014
<i>Sind</i>	19	3	5	3	6	38,566	6,408	4,480	7,807	7,620
<i>Madras</i>	57	81	103	88	99	62,276	54,373	73,802	60,166	56,334
<i>Burma</i>	116	19	55	49	34	1,00,830	16,358	63,837	59,606	71,647
TOTAL	316	183	227	238	250	4,32,400	1,82,850	2,35,132	2,68,350	2,25,266
Carbon (III. K)—										
United Kingdom (including Channel Islands)	Tons	Tons	Tons	Tons	Tons					
United Kingdom (including Channel Islands)	202	175	85	77	100	79,978	78,783	38,831	37,673	29,000
Other British Possessions	20	45	..	40	..
TOTAL BRITISH EMPIRE	202	175	85	77	100	79,998	78,783	38,831	37,673	29,000
Germany	14	5	26	19	27	5,462	3,004	11,045	10,638	9,941
Belgium	1	35	573	6,858	..
France	17	4	13,983	3,915	5	..	2,522
Czechoslovakia	10	40	27	21	5	7,418	22,059	15,590	15,099	1,443
Other Foreign Countries	11	6	7	..	2	8,277	3,406	3,185	315	824
TOTAL FOREIGN COUNTRIES	52	55	61	75	34	35,145	32,384	30,898	32,965	14,730
Share of Bengal	3	15	2,732	5,039	430	379	..
<i>Bombay</i>	127	84	67	57	56	66,970	45,324	34,442	39,304	18,178
<i>Sind</i>	49	13	15	11	28	14,019	3,126	3,616	4,148	12,593
<i>Madras</i>	64	117	61	80	25	24,167	40,416	27,657	24,998	3,367
<i>Burma</i>	6	1	3	4	25	6,305	11,602	3,084	1,414	4,642
TOTAL	254	230	146	162	181	1,15,143	1,06,167	69,229	70,588	43,730
Cast steel bars (III. K)—										
United Kingdom (including Channel Islands)	Tons	Tons	Tons	Tons	Tons					
United Kingdom (including Channel Islands)	238	123	237	458	769	83,084	58,558	1,48,592	2,75,050	3,20,949
Other British Possessions	46	435	178	..
TOTAL BRITISH EMPIRE	238	123	237	458	769	83,084	58,604	1,49,027	2,75,228	3,20,949

GENERAL IMPORTS

(256)

No. 10—continued

ARTICLES, AND COUNTRIES OF CONSIGNMENT; ALSO SHARE OF EACH PROVINCE	QUANTITY					VALUE				
	1930-31	1931-32	1932-33	1933-34	1934-35	1930-31	1931-32	1932-33	1933-34	1934-35
	Tons	Tons	Tons	Tons	Tons	R	R	R	R	R
Metals and Ores—continued										
Steel—continued										
Cast—continued										
Cast steel bars (III. K)—continued										
Sweden	21	46	5,434	12,093	..
Germany	56	5	21	5	1	21,041	4,580	25,198	11,568	2,805
Belgium	10	..	108	18	..	1,882	..	8,764	4,710	1,544
France	7	5,987	776	1,897	743	392
Italy (including Fiume)	3	2	8	118	871	2,860	2,777	9,493
Czechoslovakia	35	54	49	320	..	17,528	33,304	26,076
United States of America—Vid Atlantic Coast	1	57	..	5,198	..
Other Foreign Countries	1	1	..	898	1,770	..
TOTAL FOREIGN COUNTRIES	74	5	188	127	58	30,246	6,284	61,681	72,169	41,011
Share of Bengal	131	57	313	468	725	68,106	47,686	1,81,861	3,05,928	3,88,863
.. Bombay	102	58	95	59	16	13,932	12,685	23,375	21,705	5,609
.. Sind	8	..	6	14	13	3,574	511	2,280	2,799	4,678
.. Madras	7	3	7	4	6	1,374	490	1,189	797	2,681
.. Burma	6	10	4	42	67	21,845	3,588	1,303	16,928	20,129
TOTAL	312	128	425	585	827	1,13,330	64,888	2,11,008	3,48,247	8,61,060
Other cast steel (III. K)—United Kingdom (including Channel Islands)	Tons	Tons	Tons	Tons	Tons					
United Kingdom (including Channel Islands)	44	58	148	122	133	20,573	13,436	47,493	36,047	44,575
Straits Settlements	50	..
TOTAL BRITISH EMPIRE	44	58	148	122	133	20,573	13,436	47,493	36,097	44,575
Sweden	3	18	43	39	9	1,131	5,078	12,372	10,083	2,477
Denmark	119	10,918
Germany	154	83	132	41	6	39,507	28,147	48,291	12,467	1,086
Czechoslovakia	49	7	21	..	51	15,638	3,235	3,901
Other Foreign Countries	28	2	5	1	2	3,933	3,971	7,181	504	1,301
TOTAL FOREIGN COUNTRIES	185	217	229	88	38	44,571	49,160	78,482	26,889	9,365
Share of Bengal	87	83	208	70	90	31,207	29,130	77,351	27,886	35,373
.. Bombay	135	187	134	79	8	32,578	33,298	41,466	35,227	2,446
.. Sind	7	..	5	2	8	1,359	168	1,881	694	1,034
.. Madras	4	458	..
.. Burma	30	55	65	5,277	3,722	14,587
TOTAL	229	270	377	210	171	65,144	62,596	1,25,075	62,986	53,040
Ingot, blooms, billets, and slabs (III. K)—	Tons	Tons	Tons	Tons	Tons					
United Kingdom (including Channel Islands)	1,434	988	1,131	1,473	877	1,65,721	1,21,764	1,38,483	1,62,523	1,04,181
Commonwealth of Australia	10,092	6,00,170
TOTAL BRITISH EMPIRE	1,434	988	1,131	1,473	10,879	1,65,721	1,21,764	1,38,483	1,62,523	7,13,351
Germany	30	55	2,882	200	5,755
Belgium	63	268	..	42	..	6,672	16,575	..	4,289	..
France	172	4	16	116	..	13,192	495	1,727	8,441
Japan	60	7,132
Other Foreign Countries	12	165	1,313
TOTAL FOREIGN COUNTRIES	93	500	4	58	183	9,554	36,899	495	6,381	15,509
Share of Bengal	1,090	941	805	1,256	10,641	1,43,472	92,331	90,313	1,30,832	6,83,981
.. Bombay	287	444	249	216	392	36,313	52,849	33,627	30,710	41,068
.. Sind	68	19	58	52	13	8,884	2,395	6,209	6,292	1,623
.. Madras	47	39	18	5	9	9,115	4,522	2,558	691	1,359
.. Burma	55	45	5	2	7	3,491	4,586	773	379	824
TOTAL	1,527	1,488	1,135	1,531	11,062	2,05,275	1,58,668	1,38,978	1,68,904	7,28,860

No. 10—continued

ARTICLES, AND COUNTRIES OF CONSIGNMENT; ALSO SHARE OF EACH PROVINCE	QUANTITY					VALUE				
	1930-31	1931-32	1932-33	1933-34	1934-35	1930-31	1931-32	1932-33	1933-34	1934-35
	Tons	Tons	Tons	Tons	Tons	₹	₹	₹	₹	₹
Metals and Ores—continued										
Steel—concluded										
Total Steel—										
United Kingdom (including Channel Islands)	33,388	17,560	18,060	21,021	25,615	50,22,845	26,18,748	25,06,339	31,67,778	39,63,577
Commonwealth of Australia	10,002	6,00,170
Other British Possessions	22	13	..	2	1	4,724	2,577	604	1,989	484
TOTAL BRITISH EMPIRE	33,405	17,573	18,060	21,023	35,618	50,27,569	26,21,325	25,07,033	31,69,767	45,68,181
Sweden	570	680	845	563	789	1,59,082	2,00,513	2,30,742	1,55,061	2,02,448
Denmark	..	110	17	16,018	986
Poland (including Danzig)	840	31,106
Germany	3,858	1,600	3,038	3,375	3,248	4,34,257	2,16,571	3,02,430	8,08,210	3,37,180
Netherlands	128	28	10	468	..	14,376	5,063	2,019	36,501	162
Belgium	56,540	43,794	38,322	32,784	32,148	50,96,173	33,90,008	27,17,077	27,42,109	29,24,091
Luxemburg	16,338	22,479	17,432	13,320	11,684	13,69,022	17,34,009	10,98,760	10,56,662	10,00,694
France	6,994	7,400	5,856	6,948	8,578	6,70,161	5,94,200	4,29,730	5,36,323	3,18,208
Italy (including Fiume)	86	12	16	3	91	27,158	15,233	8,599	8,041	23,005
Austria	13	2	1	1	..	16,604	2,821	546	256	9
Czechoslovakia	294	109	194	206	213	1,45,419	60,137	95,125	1,41,076	1,30,689
Japan	..	71	..	1,034	1,299	..	11,290	40	91,116	1,18,937
United States of America—										
Via Atlantic Coast	14	..	15	9	18	9,346	2,183	6,675	26,577	66,061
" Pacific "	..	8	2,939
Other Foreign Countries	3	3	3	3	6	1,263	1,650	910	2,562	2,434
TOTAL FOREIGN COUNTRIES	84,791	76,311	65,758	68,704	58,414	76,58,350	62,54,218	40,54,600	51,59,479	51,54,299
Share of Bengal	29,032	26,389	28,634	29,861	32,290	36,87,395	21,22,367	27,17,047	33,10,472	36,38,061
" Bombay	32,014	30,138	18,909	19,752	25,049	32,76,839	28,82,703	17,55,100	20,56,297	26,84,152
" Sind	25,800	20,101	18,741	16,127	14,054	24,30,406	16,62,031	12,73,383	12,35,282	12,49,414
" Madras	22,801	19,360	13,456	12,304	12,848	24,72,229	17,97,600	13,08,941	12,86,968	15,14,570
" Burma	3,439	3,396	4,173	3,283	4,731	10,94,980	4,10,942	4,97,162	4,40,229	6,31,293
{ Protected	77,606	50,483	38,663	31,294	42,001	80,03,619	47,51,811	31,06,308	32,40,850	49,00,295
{ Not protected	40,590	43,401	50,266	49,123	46,071	40,77,300	41,23,732	44,45,240	50,88,306	48,17,186
TOTAL	118,196	93,884	83,813	80,327	89,032	1,29,80,919	88,75,543	75,51,633	83,29,246	97,17,480
Iron or Steel—										
Anchor and cables (III. K)—										
United Kingdom (including Channel Islands)	859	509	488	810	499	3,76,616	2,22,588	2,39,165	3,38,911	2,60,077
Other British Possessions	5	1	2	0	4	1,242	105	628	1,862	34
TOTAL BRITISH EMPIRE	864	510	490	810	503	3,77,858	2,22,693	2,39,793	3,35,273	2,60,111
TOTAL FOREIGN COUNTRIES	2	..	3	672	10	96	30	911
Share of Bengal	533	281	240	534	229	2,27,176	1,24,243	1,01,836	2,12,046	1,18,653
" Bombay	92	47	58	26	42	34,802	18,466	19,625	8,660	13,921
" Sind	26	45	2	6	4	12,322	19,960	886	2,352	1,097
" Madras	11	19	..	5	16	3,873	8,823	23	2,038	6,269
" Burma	302	118	192	207	216	1,00,297	51,221	1,17,514	1,10,167	1,20,572
TOTAL	864	510	492	828	506	3,78,530	2,22,703	2,39,839	3,35,303	2,61,112

ARTICLES, AND COUNTRIES OF CONSIGNMENT, ALSO SHARE OF EACH PROVINCE	QUANTITY					VALUE				
	1930-31	1931-32	1932-33	1933-34	1934-35	1930-31	1931-32	1932-33	1933-34	1934-35
	R	R	R	R	R	R	R	R	R	R
Metals and Ores—continued										
Iron or Steel—continued										
Beams, channels, pillars, girders and bridge work (III K)—United Kingdom (including Channel Islands)	Tons	Tons	Tons	Tons	Tons					
Ceylon (excluding Maldives)	36,893	14,021	5,832	9,159	9,882	62,27,344	22,05,647	8,42,579	13,03,839	18,22,321
Other British Possessions	233	8	9	10	58	62,138	1,144	1,202	1,200	9,096
TOTAL BRITISH EMPIRE	37,096	14,029	5,843	9,175	9,943	62,80,493	22,06,791	8,44,397	13,06,528	18,33,833
Germany	8,614	5,073	1,138	2,295	4,305	6,05,268	4,06,469	75,833	1,78,030	8,48,708
Netherlands	1	..	6	193	..	131	..	644	14,890	..
Belgium	22,495	9,493	5,852	5,083	5,826	10,62,719	7,41,364	4,20,198	4,11,535	5,06,416
Luxemburg	835	465	210	737	343	75,805	33,527	16,549	67,823	28,035
France	17,531	6,938	2,675	1,711	1,705	14,09,550	4,56,743	1,73,943	1,20,960	1,37,364
Czechoslovakia	..	233	67,430
United States of America— Via Atlantic Coast	211	56,079
Other Foreign Countries	14	3	1	1,350	894	54
TOTAL FOREIGN COUNTRIES	49,677	22,092	9,895	10,022	12,330	41,99,042	17,65,533	6,88,517	7,94,182	10,10,177
Share of Bengal	30,062	7,198	3,486	4,372	5,688	35,32,719	7,21,088	3,81,111	4,84,160	6,30,956
" Bombay	19,757	12,051	6,403	5,733	8,186	18,56,275	10,52,536	4,75,520	4,67,233	7,24,126
" Sind	16,466	5,544	2,324	4,424	4,179	11,72,476	4,62,403	1,58,401	4,28,381	3,70,997
" Madras	13,856	7,419	2,543	3,171	3,069	22,37,351	9,80,904	3,95,780	5,02,441	4,24,169
" Burma	6,633	3,909	1,002	1,497	1,161	13,40,314	7,55,093	1,22,102	2,17,845	2,02,772
Protected, fabricated	13,523	4,812	1,451	2,338	1,404	32,03,220	10,92,968	3,04,011	4,89,606	2,93,040
Protected other	73,250	31,509	14,287	16,859	20,869	72,25,915	28,70,356	12,28,908	16,11,054	20,69,970
TOTAL	80,773	36,121	15,738	19,197	22,273	1,04,80,135	39,72,324	15,32,914	21,00,660	23,53,010
Boils and nuts (III. K)— United Kingdom (including Channel Islands)	Tons	Tons	Tons	Tons	Tons					
Other British Possessions	2,572	2,101	1,030	1,406	1,994	9,83,785	7,02,181	4,19,040	5,37,857	8,20,630
TOTAL BRITISH EMPIRE	2,578	2,105	1,033	1,407	1,998	9,80,017	7,04,148	4,21,369	5,39,837	8,22,209
Sweden	1	..	5	179	200	1,413	714	4,919	59,134	70,692
Poland (including Danzig)	90	28,483
Germany	895	861	728	740	1,773	3,20,565	2,74,678	3,22,701	2,95,433	5,54,850
Netherlands	682	701	615	909	933	1,54,082	1,42,882	1,26,870	1,90,094	2,14,791
Belgium	3,815	2,864	3,253	3,460	4,242	7,95,054	5,50,301	6,20,164	6,79,384	8,37,337
France	61	35	336	362	322	19,051	13,065	1,12,893	1,00,054	80,389
Italy (including Fiume)	27	25	25	3	30	10,314	8,067	10,281	1,504	7,947
Austria	527	303	233	249	193	1,95,069	1,05,801	91,995	95,815	75,025
Czechoslovakia	51	49	67	18	108	17,791	17,419	2,6736	6,248	31,586
Japan	13	24	123	195	269	7,380	9,262	50,595	90,637	95,009
United States of America— Via Atlantic Coast	168	60	32	44	87	1,07,328	60,433	42,239	40,030	62,942
" Pacific "	2	1	551	293	..	2	302
Other Foreign Countries	17	1	3	1	2	4,331	1,252	2,295	1,344	912
TOTAL FOREIGN COUNTRIES	6,339	4,924	5,419	6,160	8,165	16,56,080	11,90,169	14,11,188	16,69,419	20,40,769
Share of Bengal	3,441	2,716	1,957	3,039	3,875	9,78,851	6,61,641	6,34,476	7,91,697	10,93,755
" Bombay	2,406	2,090	2,440	2,432	3,049	7,51,000	6,49,713	7,08,324	7,15,198	8,90,551
" Sind	1,222	1,072	827	719	1,405	3,51,779	2,67,201	2,14,486	2,06,849	3,54,099
" Madras	936	692	339	336	1,199	2,99,581	1,87,922	2,50,895	2,44,232	3,33,919
" Burma	912	459	381	491	684	2,64,757	1,37,340	1,24,575	1,51,330	1,95,580
TOTAL PROTECTED	8,917	7,029	6,452	7,567	10,156	26,45,977	18,94,317	18,32,557	21,00,265	23,62,997

No. 10—continued

ARTICLES, AND COUNTRIES OF CONSIGNMENT; ALSO SHARE OF EACH PROVINCE	QUANTITY					VALUE				
	1930-31	1931-32	1932-33	1933-34	1934-35	1930-31	1931-32	1932-33	1933-34	1934-35
	Tons	Tons	Tons	Tons	Tons	R	R	R	R	R
Metals and Ores—continued										
Iron or Steel—continued										
Fencing materials (including fencing wire) (III. K)— United Kingdom (including Channel Islands)	902	545	589	714	1,202	3,32,141	1,95,365	2,04,789	2,85,910	4,11,246
Canada— Vid Atlantic Coast . . .	89	49	11	31,656	16,192	4,199
Other British Possessions . . .	4	4	3	2	8	1,217	1,592	1,939	1,142	2,370
TOTAL BRITISH EMPIRE . . .	1,085	549	592	765	1,221	3,65,014	1,96,957	2,06,728	2,83,244	4,17,815
Denmark	4	14	2	28	25	972	4,121	502	5,488	5,878
Germany	2,108	1,195	1,464	1,256	2,049	5,60,831	3,55,844	5,31,042	4,28,396	5,57,949
Netherlands	22	12	109	136	49	9,221	5,024	55,946	37,451	15,452
Belgium	2,393	1,085	1,321	1,060	972	4,46,723	2,26,407	3,11,662	2,19,513	1,81,732
France	17	6	75	173	165	6,610	1,229	15,602	33,981	25,347
Italy (including Fiume)	81	180	113	3	4	14,992	28,195	21,151	2,454	1,725
Austria	467	163	93	34	24	1,26,973	67,667	78,822	29,347	17,169
Hungary	100	5	42	81	..	17,167	768	7,672	16,863	..
Czechoslovakia	755	168	112	53	17	1,26,057	20,799	25,185	12,222	6,170
Japan	5	..	574	1,931	2,586	1,423	8	1,02,783	3,81,301	5,39,347
United States of America— Vid Atlantic Coast	369	168	27	129	151	1,15,367	28,640	8,769	41,794	36,546
“ Pacific ”	1	822	..	18
Other Foreign Countries	406	5	6	117	..
TOTAL FOREIGN COUNTRIES	6,922	2,937	3,932	4,889	6,032	14,36,614	7,45,716	12,10,355	12,08,027	18,67,319
Share of Bengal	2,943	669	1,173	1,336	2,231	6,40,691	1,36,921	2,93,677	4,46,188	6,70,709
“ Bombay	2,401	1,316	1,535	1,962	2,137	5,75,779	3,59,630	5,02,435	4,83,781	5,11,163
“ Sind	766	340	712	716	1,034	2,54,463	3,05,259	3,43,652	2,81,194	3,49,330
“ Madras	331	499	725	762	868	2,16,510	1,93,231	1,82,318	1,90,370	1,57,731
“ Burma	416	162	379	378	485	1,14,135	42,532	95,001	59,238	1,16,210
TOTAL	7,407	3,486	4,524	5,654	7,253	18,01,628	9,42,678	14,17,083	14,61,271	18,05,134
Hoops and strips (III. K)— United Kingdom (including Channel Islands)	12,226	10,630	7,978	12,762	13,495	17,27,054	18,08,376	10,26,587	16,62,973	10,42,090
Other British Possessions	18	27	29	5	..	2,555	1,514	4,484	496	28
TOTAL BRITISH EMPIRE	12,244	10,657	8,007	12,767	13,495	17,30,209	13,09,890	10,31,071	16,63,469	10,42,118
Sweden	2	5	6	3,818	12,352	13,815
Poland (including Danzig)	641	78,435
Germany	3,457	1,834	2,017	3,521	3,945	4,98,194	1,51,159	2,64,273	4,84,425	5,46,015
Netherlands	81	42	23	7	3	5,227	9,196	8,929	1,585	544
Belgium	12,888	7,513	10,109	7,741	9,955	15,95,709	3,60,414	10,49,690	9,31,802	11,89,551
Luxemburg	2,866	1,987	1,922	1,952	1,943	3,45,777	2,02,678	1,92,369	2,47,368	2,89,586
France	1,551	1,831	2,227	2,067	3,868	1,74,168	1,82,187	2,08,012	2,36,057	4,42,019
Italy (including Fiume)	18	1	..	17,349	408
Czechoslovakia	528	65,982
Japan	5	6	..	48	..	1,312	770	..	5,996
United States of America— Vid Atlantic Coast	317	427	8	10	12	47,440	53,294	1,367	2,499	4,104
“ Pacific ”	30	4,110	..	105
Other Foreign Countries	25	25	3,401	3,093
TOTAL FOREIGN COUNTRIES	21,105	13,152	16,338	15,303	20,986	26,40,016	14,77,534	17,28,338	19,15,888	25,89,657
Share of Bengal	11,796	3,584	10,512	9,180	10,877	15,79,266	10,02,433	11,77,822	11,21,058	14,50,726
“ Bombay	14,394	9,103	7,907	9,711	10,438	18,88,602	10,70,538	9,07,515	18,62,747	13,33,494
“ Sind	4,148	4,235	3,562	6,168	9,721	5,34,481	4,79,715	3,74,538	7,75,699	11,95,625
“ Madras	1,865	1,398	1,773	2,273	2,606	2,83,064	1,91,706	2,16,729	3,08,025	3,65,112
“ Burma	652	339	591	738	838	84,771	43,082	80,805	1,11,328	1,36,218
TOTAL	38,349	23,809	24,345	28,070	34,480	43,70,224	27,87,474	27,59,409	35,79,367	45,31,775
Nails, rivets and washers (ex- cluding wire nails) (III. K)— United Kingdom (including Channel Islands)	4,618	8,847	3,004	3,990	4,430	11,58,008	8,56,643	7,83,556	9,32,439	10,67,181
Other British Possessions	7	..	8	4	..	3,330	595	2,730	2,401	83
TOTAL BRITISH EMPIRE	4,625	8,847	3,012	3,994	4,430	11,61,338	8,57,238	7,86,286	9,34,840	10,67,264

GENERAL IMPORTS

(260)

No. 10—continued

ARTICLES, AND COUNTRIES OF CONSIGNMENT; ALSO SHARE OF EACH PROVINCE	QUANTITY					VALUE				
	1930-31	1931-32	1932-33	1933-34	1934-35	1930-31	1931-32	1932-33	1933-34	1934-35
	Tons	Tons	Tons	Tons	Tons	R	R	R	R	R
Metals and Ores—continued										
Iron or Steel—continued										
Nails, rivets, and washers (excluding wire nails) (III. K)—continued										
Finland	32	49	130	249	313	9,728	18,467	41,820	73,214	90,256
Estonia	37	17	7	31,438	15,575	6,665
Sweden	1,056	1,937	1,283	1,401	1,423	5,42,851	8,48,972	6,31,520	6,63,376	6,35,441
Norway	1,758	1,083	1,529	1,386	1,450	5,40,975	8,36,590	4,48,815	3,64,065	3,54,455
Denmark	12	8	9	9	11	6,560	6,476	6,709	6,387	8,288
Poland (including Danzig)	9	..	8	5,074	..	1,725
Germany	1,217	789	625	386	566	3,13,798	2,05,883	2,42,433	1,49,017	2,00,242
Netherlands	470	801	577	423	269	1,03,588	59,692	95,377	59,786	45,068
Belgium	4,082	2,555	2,564	2,171	2,760	8,91,865	5,49,384	5,53,150	3,82,353	4,78,643
France	23	105	115	72	31	8,147	26,888	35,425	18,821	10,122
Italy (including Fiume)	15	42	7	8,775	13,985	8,957
Austria	78	45	23	5	..	18,032	9,508	4,981	1,041	..
Hungary	60	14	10,937	8,340	..	13	..
Czechoslovakia	435	559	511	478	791	1,25,976	1,74,817	1,85,865	1,59,798	2,58,417
Japan	62	24	96	8	117	14,500	11,973	30,157
United States of America—										
Vid Atlantic Coast	20	13	5	6	9	21,366	16,470	18,358	7,179	7,254
" Pacific "	407	1	..	118	..
Other Foreign Countries	9	1	48	15	6	2,381	206	4,249	1,348	1,779
TOTAL FOREIGN COUNTRIES	9,313	7,518	7,503	6,020	7,725	26,45,906	22,85,371	22,85,659	18,98,488	21,20,742
Share of Bengal	5,323	2,990	2,785	3,888	4,162	13,53,733	7,72,733	7,12,624	8,23,605	9,36,077
" Bombay	4,629	4,433	4,468	3,776	4,475	12,85,066	12,37,801	12,08,693	9,95,529	11,38,843
" Sind	1,897	1,426	1,707	1,302	1,447	5,23,148	4,08,374	5,27,555	3,57,466	4,40,363
" Madras	894	659	757	843	771	3,04,825	3,07,180	2,81,253	3,66,349	3,04,897
" Burma	1,190	1,347	797	905	1,300	3,40,872	4,13,022	2,51,824	2,95,389	3,37,771
{ Protected*	—	2,146	2,319	4,840	5,557	—	4,24,967	4,91,767	8,60,140	10,61,081
{ Not protected	—	8,719	7,896	5,763	6,598	—	27,10,642	25,80,187	19,78,128	21,45,975
TOTAL	13,938	10,865	10,516	10,614	12,155	38,07,244	31,44,609	30,71,954	28,33,328	32,07,956
Old, for re-manufacture (II. F)—										
United Kingdoms (including Channel Islands)	1,152	892	245	3,112	235	35,596	29,296	6,881	86,601	6,236
Ceylon (excluding Maldives)	1,184	679	1,115	770	1,126	31,455	21,549	31,508	19,799	24,073
Other British Possessions	99	35	48	24	29	3,805	1,207	1,977	898	630
TOTAL BRITISH EMPIRE	2,435	1,606	1,408	3,915	1,390	70,355	52,046	40,316	1,07,298	32,938
Iraq	281	97	..	27	46	10,526	2,898	..	745	925
Iran	16	..	163	380	49	967	..	5,385	16,911
Japan	662	1	4	2	..	10,223	52	140	78	1
Other Foreign Countries	36	1	24	27	1	1,006	304	1,618	661	21
TOTAL FOREIGN COUNTRIES	979	115	28	219	377	31,404	4,221	1,758	6,819	16,958
Share of Bengal	97	71	59	77	11	4,399	3,567	2,044	2,322	289
" Bombay	1,841	872	269	3,130	764	53,939	22,344	7,450	87,183	21,438
" Sind	309	118	18	216	261	11,942	4,561	779	6,869	13,794
" Madras	1,157	660	1,109	711	731	30,975	20,795	31,801	17,658	14,414
" Burma	8	1
TOTAL	3,414	1,781	1,480	4,134	1,767	1,01,759	56,267	42,074	1,14,022	49,806

* Classified from April 1931.

No. 10—continued

ARTICLES, AND COUNTRIES OF CONSIGNMENT; ALSO SHARE OF EACH PROVINCE	QUANTITY					VALUE				
	1930-31	1931-32	1932-33	1933-34	1934-35	1930-31	1931-32	1932-33	1933-34	1934-35
	Tons	Tons	Tons	Tons	Tons	R	R	R	R	R
Metals and Ores—continued										
Iron or Steel—continued										
Pipes and fittings, cast (III, K)—										
United Kingdom (including Channel Islands)	2,468	1,554	1,223	1,795	1,455	9,00,368	5,98,301	4,87,981	6,09,231	6,42,997
Other British Possessions	0	1	27	4	..	4,152	130	4,860	1,401	130
TOTAL BRITISH EMPIRE	2,468	1,555	1,250	1,799	1,455	9,04,520	5,98,431	4,92,841	6,10,632	6,43,127
Germany	91	13	30	21	23	22,758	7,297	13,370	9,710	11,536
Belgium	172	69	46	47	11	26,648	19,071	23,793	19,823	3,009
France	244	21	..	5	30	23,417	2,356	..	1,103	6,431
Japan	1	2	738	1,474	34	995	525	54,000	1,14,709	15,409
United States of America—										
Via Atlantic Coast	29	1	20	1	10	33,386	4,964	14,041	1,482	9,500
Other Foreign Countries	..	6	6	7	18	668	2,257	4,054	3,446	4,172
TOTAL FOREIGN COUNTRIES	537	111	846	1,555	126	1,17,872	37,870	1,10,168	1,50,275	50,416
Share of Bengal	130	148	351	245	252	1,12,952	64,771	87,134	1,53,213	1,16,935
" Bombay	1,156	535	904	1,913	455	3,82,302	1,32,312	2,17,221	3,07,022	2,55,477
" Sind	309	411	357	104	57	1,11,191	2,03,266	1,25,315	43,590	27,392
" Madras	706	414	252	303	302	2,24,894	97,574	88,278	1,06,065	1,71,033
" Burma	650	168	232	789	454	2,10,543	83,227	85,060	1,51,017	1,22,160
TOTAL	3,001	1,666	2,096	3,354	1,581	10,22,387	6,36,110	6,02,999	7,60,907	6,03,552
Rails, chairs, and fishplates, (including those for railways) (III, K)—										
United Kingdom (including Channel Islands)	3,827	3,055	1,150	2,385	5,165	6,99,964	7,31,447	3,81,441	4,30,192	7,26,346
Other British Possessions	6	348	80	1,246	81	..
TOTAL BRITISH EMPIRE	3,827	3,055	1,156	2,385	5,165	7,00,312	7,31,527	3,82,687	4,30,273	7,26,346
Germany	498	340	506	355	44	49,738	40,732	50,548	43,145	3,767
Netherlands	737	7	36	31	31	86,500	987	3,294	3,420	2,712
Belgium	4,848	976	39	213	87	6,17,795	1,27,144	3,425	22,005	9,359
United States of America—										
Via Atlantic Coast	626	232	..	15	18	95,807	81,396	..	4,081	3,079
Other Foreign Countries	..	16	..	3	1,155	..	422	..
TOTAL FOREIGN COUNTRIES	6,759	1,571	581	617	125	8,49,890	2,51,304	57,267	73,073	18,617
Share of Bengal	2,179	888	324	1,452	3,772	2,31,689	1,41,716	44,161	1,90,442	4,30,932
" Bombay	5,916	327	586	99	612	7,42,223	71,171	74,266	10,141	35,031
" Sind	550	1,905	590	648	452	1,33,197	5,61,900	2,42,367	1,79,313	1,34,379
" Madras	316	1,141	140	646	350	1,21,122	1,64,327	21,335	93,660	75,934
" Burma	1,115	275	197	157	104	2,12,071	43,227	67,325	22,715	15,907
Protected:]										
Rails 80 lbs. per yard and over and fishplates therefor	8,225	3,004	531	700	4,055	11,26,577	4,82,096	93,713	1,15,609	4,93,243
Others	1,092	434	162	316	207	1,16,006	40,249	19,188	36,446	15,086
Not protected	1,260	1,098	1,044	1,950	1,023	3,09,619	1,54,546	3,27,053	3,51,232	2,26,935
TOTAL	10,586	4,596	1,737	3,002	5,200	15,60,202	6,82,891	4,39,954	5,03,346	7,45,203

ARTICLES, AND COUNTRIES OF CONSIGNMENT; ALSO SHARE OF EACH PROVINCE	QUANTITY					VALUE				
	1930-31	1931-32	1932-33	1933-34	1934-35	1930-31	1931-32	1932-33	1933-34	1934-35
	Tons	Tons	Tons	Tons	Tons	R	R	R	R	R
<i>Metals and Ores—continued</i>										
<i>Iron or Steel—continued</i>										
<i>Screws—</i>										
Wood screws (III. K)—										
United Kingdom (including Channel Islands)	234	206	335	211	257	1,64,532	1,77,506	1,90,881	1,02,684	1,31,267
Other British Possessions	..	1	75	378	208	24	..
TOTAL BRITISH EMPIRE	234	207	335	211	257	1,64,607	1,77,884	1,90,637	1,02,708	1,31,267
Poland (including Danzig)	1	13	272	6,738
Sweden	179	333	143	343	533	1,04,250	2,13,512	95,847	1,64,591	2,42,804
Germany	232	37	45	8	155	1,25,550	18,120	28,426	4,055	65,012
Belgium	247	630	878	345	156	1,35,441	3,50,514	44,28,377	1,42,702	88,472
France	10	..	196	134	134	5,156	..	73,827	47,437	54,770
Italy (including Trieste)	62	38	51	9	8	33,701	21,993	24,568	5,748	3,071
Austria	213	272	100	3	49	1,16,210	1,30,389	55,318	1,755	28,124
Hungary	75	58	13	30	15	36,913	81,724	5,391	13,637	5,611
Czechoslovakia	56	29	31	13	..	84,054	17,739	14,671	4,882	819
Japan	1	2	109	1,319	..	307	1,180	54,663
United States of America—										
Via Atlantic Coast	8	1	5,739	1,566	4
Other Foreign Countries	3	4	1	2	..	1,307	1,141	808	493	..
TOTAL FOREIGN COUNTRIES	1,087	1,435	1,458	895	1,159	5,90,912	8,02,481	7,22,604	3,86,478	5,12,006
Share of Bengal	313	482	447	329	403	1,93,239	2,53,815	2,49,616	1,46,571	1,92,064
.. Bombay	312	397	350	305	293	1,80,510	2,41,515	1,75,323	1,31,371	1,34,520
.. Sind	392	510	649	237	353	2,10,428	2,85,191	3,00,275	92,326	1,52,939
.. Madras	234	243	264	174	290	1,40,372	1,43,229	1,43,427	85,140	1,30,196
.. Burma	68	65	73	61	62	32,972	41,215	44,500	33,778	33,614
TOTAL	1,321	1,702	1,793	1,106	1,416	7,64,519	9,80,365	9,13,141	4,89,186	6,44,178
<i>Metals thread screws (III. K)—</i>										
United Kingdom (including Channel Islands)	77	153	79	150	180	53,286	61,194	40,801	67,756	76,013
Other British Possessions	16
TOTAL BRITISH EMPIRE	77	153	79	150	180	53,286	61,210	40,801	67,756	76,013
Sweden	16	17	2	63	16	11,386	11,217	1,272	23,374	7,898
Germany	47	10	8	5	29	21,529	6,335	3,096	2,056	10,195
Belgium	4	21	23	20	14	2,670	12,961	10,704	3,016	6,541
Austria	151	56	37	88	..	60,357	20,171	15,074	80,288	..
Other Foreign Countries	3	4	11	10	2	1,337	1,997	4,334	3,802	1,103
TOTAL FOREIGN COUNTRIES	221	108	81	191	61	97,779	53,181	34,480	67,836	25,397
Share of Bengal	276	247	127	265	223	1,33,704	1,17,206	59,063	1,03,737	97,244
.. Bombay	11	3	6	..	13	4,334	1,014	2,176	340	3,227
.. Sind	7	14	27	35	1	7,549	13,170	12,377	30,737	1,335
.. Madras	2	2	1	1	..	2,436	2,206	634	450	44
.. Burma	3	2,992	735	91	273	..
TOTAL	298	266	160	341	241	1,51,065	1,34,391	74,781	1,35,592	1,01,360

No. 10—continued

ARTICLES, AND COUNTRIES OF CONSIGNMENT; ALSO SHARE OF EACH PROVINCE	QUANTITY					VALUE				
	1930-31	1931-32	1932-33	1933-34	1934-35	1930-31	1931-32	1932-33	1933-34	1934-35
	Tons	Tons	Tons	Tons	Tons	₹	₹	₹	₹	₹
Metals and Ores—continued										
Iron or Steel—continued										
Total Screws (III. K)—										
United Kingdom (including Channel Islands)	311	424	414	301	437	2,17,818	2,58,700	2,30,832	1,70,440	2,07,280
Other British Possessions	..	1	75	394	200	24	..
TOTAL BRITISH EMPIRE	311	425	414	301	437	2,17,893	2,59,094	2,30,838	1,70,464	2,07,280
Sweden	195	350	145	411	540	1,16,186	2,24,729	97,119	1,68,465	2,50,262
Poland (including Danzig)	1	18	272	6,788
Germany	270	47	58	18	184	1,47,079	24,955	26,522	6,111	66,207
Belgium	251	671	901	365	170	1,98,111	3,72,475	4,90,081	1,50,718	76,113
France	10	..	160	184	134	5,156	..	78,827	47,437	54,770
Italy (including Fiume)	64	38	61	19	8	84,899	21,993	28,205	8,066	3,071
Austria	864	928	187	91	49	1,76,567	1,50,560	70,392	82,048	28,124
Hungary	76	58	18	36	15	36,913	81,724	5,891	13,637	5,611
Czechoslovakia	57	82	32	18	..	94,467	18,472	15,806	4,882	319
Japan	1	2	110	1,319	..	429	1,220	55,601
United States of America—										
Via Atlantic Coast	8	2	5,065	2,286	4	842	..
" Pacific "	47
Other Foreign Countries	3	4	1	2	1	1,307	1,638	808	498	265
TOTAL FOREIGN COUNTRIES	1,308	1,543	1,599	1,086	1,220	6,97,891	8,55,662	7,57,084	4,54,814	5,98,243
Share of Bengal	590	729	574	584	636	3,36,943	3,81,181	3,08,879	2,50,308	2,90,298
" Bombay	323	400	365	305	310	1,84,844	2,42,329	1,77,439	1,31,711	1,36,747
" Sind	399	524	676	322	359	2,17,976	2,98,361	3,13,162	1,23,113	1,64,824
" Madras	236	250	265	175	290	1,42,858	1,80,435	1,44,061	85,690	1,30,240
" Burma	71	65	73	61	62	42,964	41,950	44,691	34,066	33,414
TOTAL	1,619	1,968	1,958	1,447	1,657	9,15,584	11,14,756	9,87,922	6,24,778	7,45,528
Sheets and plates—										
Galvanised—										
Corrugated (III. K)—										
United Kingdom (including Channel Islands)	81,904	47,480	39,751	44,312	42,873	1,68,50,497	91,33,453	69,16,400	88,71,481	80,44,922
Other British Possessions	1	1,092	376	27	187	846
TOTAL BRITISH EMPIRE	81,905	47,480	39,751	44,312	42,873	1,68,51,589	91,33,829	69,16,427	88,71,668	80,45,768
Germany	3,196	117	143	30	1,318	5,74,711	19,687	19,646	3,836	2,04,980
Netherlands	48	7,880
Belgium	89,445	20,940	16,790	3,904	1,104	70,10,441	42,97,176	26,08,584	6,23,416	1,70,419
Japan	609	158	465	251	280	1,84,801	89,155	94,967	44,021	55,719
United States of America—										
Via Atlantic Coast	1,891	79	5	21	33	6,67,516	28,080	3,074	9,816	19,511
" Pacific "	5	24	..	1	..	2,854	18,631	..	876	..
Other Foreign Countries	..	5	10	178	792	8	3	2,897
TOTAL FOREIGN COUNTRIES	45,146	21,323	17,451	4,207	2,740	84,40,501	44,03,521	27,34,159	6,81,467	4,47,470
Share of Bengal	62,020	26,391	21,776	20,353	25,197	1,19,06,661	62,76,089	37,60,306	38,72,638	46,38,444
" Bombay	39,189	25,508	21,835	16,786	3,248	69,90,875	54,55,490	34,77,404	29,26,301	14,56,926
" Sind	5,055	3,403	2,113	2,793	2,260	9,40,547	5,47,361	3,92,233	4,62,308	3,76,101
" Madras	8,449	5,651	4,973	3,295	1,858	16,25,681	8,95,970	3,02,600	6,40,993	3,67,031
" Burma	12,338	5,902	6,705	5,292	3,050	33,38,436	12,62,540	13,18,043	11,50,875	17,54,287
TOTAL (PROFFERED)	127,051	68,758	57,202	48,519	45,613	2,47,92,090	1,85,87,850	96,50,586	90,58,115	84,92,788

GENERAL IMPORTS

No. 10—continued

ARTICLES AND COUNTRIES OF CONSIGNMENT; ALSO SHARE OF EACH PROVINCE.	QUANTITY					VALUE				
	1930-31	1931-32	1932-33	1933-34	1934-35	1930-31	1931-32	1932-33	1933-34	1934-35
	Tons	Tons	Tons	Tons	Tons	R	R	R	R	R
Mota and Ores—continued										
Iron or Steel—continued										
Sheets and plates—contd.										
Galvanized—contd.										
Plain (III. E)—										
United Kingdom (including Channel Islands)	9,409	7,509	9,016	7,886	9,891	20,60,100	15,16,207	17,86,060	14,56,617	10,01,800
Ceylon (excluding Maldives)	1	..	1	295	25	400	7	187
TOTAL BRITISH EMPIRE	9,409	7,509	9,017	7,886	9,892	20,60,395	15,16,232	17,87,060	14,56,624	10,01,496
Germany	1,697	972	333	56	8	2,70,592	1,40,158	49,893	8,604	1,268
Belgium	8,705	6,461	4,313	1,617	798	16,58,645	18,21,356	6,01,348	2,43,407	1,10,150
Luxemburg	41	6,816
Japan	538	322	302	3,237	2,462	1,40,285	70,400	1,59,113	5,71,638	4,76,120
Other Foreign Countries	2	12	1	22	2	820	2,386	672	4,263	710
TOTAL FOREIGN COUNTRIES	10,912	7,767	5,539	4,531	3,311	20,70,342	15,34,300	9,00,026	8,27,972	6,02,691
Share of Bengal	6,258	4,328	3,450	2,943	4,101	13,37,639	7,81,739	6,03,250	6,34,323	7,91,994
“ Bombay	6,030	5,376	5,050	3,719	4,320	11,58,616	11,98,294	3,43,964	6,69,354	3,46,659
“ Sind	3,721	2,821	3,417	2,376	3,185	7,19,362	5,51,372	5,87,008	4,22,053	4,10,830
“ Madras	2,927	1,846	2,481	2,390	1,649	6,02,379	3,24,627	4,42,686	4,95,056	3,63,712
“ Burma	1,445	1,005	1,045	891	943	3,15,041	1,96,500	2,00,784	1,73,810	1,90,892
Protected (sheets)	19,461	14,631	15,174	11,614	12,305	39,02,936	29,40,913	28,30,069	21,64,587	25,28,826
Not protected (plates)	920	645	392	766	398	1,67,801	1,09,619	48,023	1,20,009	67,261
TOTAL	20,381	15,276	15,466	12,319	13,203	41,30,737	30,50,532	26,87,092	22,84,593	25,94,087
Tinned—										
Tin plates (III. K)—										
United Kingdom (including Channel Islands)	8,430	7,419	6,837	4,991	3,882	25,30,179	19,31,405	19,08,054	16,16,817	12,04,861
Other British Possessions	23	16	5	..	1	3,907	2,465	1,200	12	100
TOTAL BRITISH EMPIRE	8,453	7,435	6,892	4,991	3,883	25,34,086	19,33,870	19,09,254	16,16,829	12,04,961
Germany	6	71	1,024	356	39	1,458	22,804	5,34,632	1,02,049
Belgium	24	..	24	12	243	4,032	..	6,691	3,385	66,116
Netherlands	5	22	1,570	5,820	..
France	15	5,365
Italy (including Flume)	11	83	852	3,045	24,941	2,59,565
United States of America—Via Atlantic Coast	8,752	143	..	218	234	29,24,375	45,119	..	56,840	59,178
Other Foreign Countries	5	20
TOTAL FOREIGN COUNTRIES	8,776	149	111	2,259	1,700	29,29,036	46,577	34,110	6,25,578	4,92,288
Share of Bengal	4,326	3,197	3,387	1,617	794	14,77,352	7,66,002	9,30,927	4,52,162	2,69,433
“ Bombay	5,263	1,771	1,322	2,945	1,973	16,99,636	4,77,773	3,99,302	3,63,633	6,16,921
“ Sind	9,836	108	887	776	1,329	9,06,915	35,498	2,19,014	2,10,966	3,67,763
“ Madras	1,801	1,333	809	1,112	802	6,49,068	3,39,679	2,49,005	3,60,859	2,74,834
“ Burma	2,653	1,175	543	790	635	7,36,153	3,11,561	1,45,106	2,12,373	1,38,186
TOTAL (PROTECTED)	17,229	7,584	7,003	7,240	5,588	54,68,122	19,80,507	19,48,364	21,41,402	16,97,249
Other sorts (III. K)—										
United Kingdom (including Channel Islands)	22	8	19	3	3	12,930	4,866	5,690	2,101	2,709
Ceylon (excluding Maldives)	77
TOTAL BRITISH EMPIRE	22	8	19	3	3	12,930	4,866	5,690	2,101	2,709
TOTAL FOREIGN COUNTRIES
Share of Bengal	22	8	19	3	3	12,853	4,866	5,690	1,901	2,581
“ Sind	309	126
“ Madras	77
“ Burma	3
TOTAL (PROTECTED)	22	8	19	3	3	12,930	4,866	5,690	2,101	2,709

No. 10—continued

ARTICLES, AND COUNTRIES OF CONSIGNMENT; ALSO SHARE OF EACH PROVINCE	QUANTITY					VALUE				
	1930-31	1931-32	1932-33	1933-34	1934-35	1930-31	1931-32	1932-33	1933-34	1934-35
	Tons	Tons	Tons	Tons	Tons	R	R	R	R	R
Metals and Ores—continued										
Iron or Steel—continued										
Sheets and plates—continued										
Tinned—continued										
Total Tinned (III. K)—										
United Kingdom (including Channel Islands)	8,452	7,427	6,906	4,984	3,885	25,43,032	19,30,381	10,13,744	15,17,918	12,07,570
Other British Possessions	23	16	5	..	1	3,984	2,465	1,200	12	100
TOTAL BRITISH EMPIRE	8,475	7,443	6,911	4,984	3,886	25,47,016	19,32,846	10,14,944	15,17,930	12,07,670
Germany	..	6	71	1,924	356	39	1,458	22,304	5,34,632	1,02,049
Netherlands	6	22	1,570	5,620	..
Belgium	24	..	24	12	243	4,622	..	6,691	3,335	60,116
France	15	5,365
Italy (including Flume)	11	83	852	3,045	24,941	2,59,565
United States of America—										
Via Atlantic Coast	8,752	143	..	218	234	29,24,875	45,119	..	56,840	59,173
Other Foreign Countries	5	20
TOTAL FOREIGN COUNTRIES	8,776	140	111	2,259	1,700	29,29,036	46,577	34,110	6,25,573	4,92,288
Share of Bengal	4,848	3,205	3,406	1,620	797	14,30,205	7,70,868	9,36,627	4,95,063	3,62,064
„ Bombay	5,263	1,771	1,399	2,945	1,973	16,09,636	4,77,773	3,99,392	3,63,552	6,16,981
„ Sind	2,686	108	867	776	1,329	9,00,915	35,492	2,19,014	2,11,156	3,57,888
„ Madras	1,801	1,333	869	1,112	301	6,49,143	3,89,679	2,49,005	3,60,859	2,74,334
„ Burma	2,053	1,175	543	729	68	7,35,153	3,11,561	1,45,106	2,12,373	1,88,791
TOTAL (PROTECTED)	17,251	7,592	7,022	7,243	5,586	54,76,052	19,85,373	19,49,054	21,43,503	16,99,958
Not galvanised or tinned—										
Sheets up to one-eighth inch thick (III. K)—										
United Kingdom (including Channel Islands)	14,520	11,596	14,611	14,131	16,370	21,83,763	16,49,471	18,48,788	19,52,164	24,53,384
Other British Possessions	3	1,911	48
TOTAL BRITISH EMPIRE	14,523	11,596	14,611	14,131	16,370	21,85,674	16,49,471	18,48,788	19,52,164	24,54,432
Germany	58	11	2	23	803	6,395	1,551	1,351	5,572	89,093
Netherlands	413	2	2	5	1	58,642	945	660	1,824	209
Belgium	4,035	1,792	1,669	2,264	2,619	4,25,792	1,30,337	1,46,311	2,31,165	2,87,769
Luxemburg	65	65	18	80	231	5,902	5,709	1,772	8,322	21,875
France	289	206	204	192	690	29,674	21,198	14,727	17,509	73,131
Japan	..	25	36	18	..	20	5,603	5,441	2,617	25
United States of America—										
Via Atlantic Coast	50	8	1	23,923	2,717	303
Other Foreign Countries	257	95	661
TOTAL FOREIGN COUNTRIES	4,960	2,107	1,931	2,583	4,350	5,50,614	3,18,058	1,70,265	2,67,104	4,73,056
Share of Bengal	5,235	4,049	3,723	3,336	4,977	8,59,986	5,37,199	4,96,730	5,43,211	6,49,262
„ Bombay	4,261	4,192	5,971	4,633	3,793	5,35,143	6,77,734	6,61,427	6,43,591	11,11,492
„ Sind	3,601	2,336	2,135	2,023	2,957	4,05,063	2,93,414	2,31,356	2,23,050	3,43,324
„ Madras	3,109	2,138	2,863	2,513	2,422	4,60,570	2,73,511	2,54,787	3,71,496	3,70,144
„ Burma	3,317	988	2,060	3,559	3,085	4,75,526	1,35,671	2,74,776	5,22,926	4,47,946
TOTAL	19,428	13,793	16,542	18,714	20,720	27,86,268	18,67,629	20,19,056	22,19,268	29,27,088

GENERAL IMPORTS

(266)

No. 10—continued

ARTICLES, AND COUNTRIES OF CONSIGNMENT; ALSO SHARE OF EACH PROVINCE	QUANTITY					VALUE				
	1930-31	1931-32	1932-33	1933-34	1934-35	1930-31	1931-32	1932-33	1933-34	1934-35
	Tons	Tons	Tons	Tons	Tons	R	R	R	R	R
Metals and Ores—continued										
Iron or Steel—continued										
Sheets and Plates—continued										
Not galvanised or tinned—continued										
Plates over one-eighth inch thick (III. K)—										
United Kingdom (including Channel Islands)	11,159	4,938	4,234	6,067	7,788	15,57,832	6,77,976	5,49,069	7,66,801	9,41,530
Other British Possessions	6	3	514	410	52	87	49
TOTAL BRITISH EMPIRE	11,165	4,941	4,234	6,067	7,788	15,58,346	6,78,386	5,49,121	7,66,978	9,41,579
Germany	144	56	1	11	115	11,513	8,026	255	1,186	10,101
Belgium	7,326	2,845	1,005	852	911	8,11,067	2,44,940	90,393	85,813	1,06,383
Luxemburg	226	82	25	..	20	20,115	6,912	2,020	..	2,767
France	231	348	65	75	148	22,639	27,401	4,696	6,948	15,726
Other Foreign Countries	1	..	18	1,072	55	2,890	17	101
TOTAL FOREIGN COUNTRIES	7,928	3,331	1,109	938	1,194	8,78,306	2,87,334	1,00,268	98,964	1,41,078
Share of Bengal	7,398	2,459	3,190	3,266	4,377	3,74,537	2,78,862	3,81,398	4,04,407	5,49,521
„ Bombay	5,148	2,549	821	1,361	2,365	7,44,019	3,06,435	1,05,331	1,60,252	2,82,539
„ Sind	1,249	1,018	122	409	679	1,33,933	1,31,011	14,712	46,667	63,677
„ Madras	2,541	1,521	709	350	939	2,89,190	1,66,419	85,420	1,09,357	1,19,973
„ Burma	2,863	725	501	1,119	572	3,88,973	99,793	61,523	1,40,349	66,747
TOTAL	10,093	3,272	5,348	7,005	8,982	24,81,652	9,65,720	6,49,384	8,60,942	10,82,457
Other sorts (III. K)—										
United Kingdom (including Channel Islands)	261	108	193	83	1,639	41,714	19,737	40,089	20,027	2,19,161
Germany	554	145	91,208	24,818
Other Foreign Countries	..	21	2	1	7	16	1,928	198	84	1,982
TOTAL FOREIGN COUNTRIES	554	21	2	1	162	91,224	1,928	198	84	29,800
Share of Bengal	739	119	200	84	1,791	1,34,706	18,842	40,307	20,111	2,45,461
„ Bombay	73	8	3,233	1,823	20
TOTAL	615	127	200	84	1,791	1,32,938	20,665	40,327	20,111	2,46,461
Total not galvanised or tinned (III. K)—										
United Kingdom (including Channel Islands)	25,940	10,640	10,043	20,281	25,747	37,83,308	28,46,184	24,87,946	27,89,081	36,14,475
Other British Possessions	9	3	2,426	410	52	87	97
TOTAL BRITISH EMPIRE	25,949	10,643	10,043	20,281	25,747	37,85,734	28,46,594	24,87,998	27,89,169	36,14,572

No. 10—continued

ARTICLES, AND COUNTRIES OF CONSIGNMENT; ALSO SHARE OF EACH PROVINCE	QUANTITY					VALUE				
	1930-31	1931-32	1932-33	1933-34	1934-35	1930-31	1931-32	1932-33	1933-34	1934-35
	Tons	Tons	Tons	Tons	Tons	R	R	R	R	R
Metals and Ores—continued										
Iron or Steel—continued										
Wire nails (III. K)—										
United Kingdom (including Channel Islands)	105	179	213	236	163	48,179	34,701	48,967	55,418	42,698
Other British Possessions	6	1	20	207	259	1,480	255	4,071
TOTAL BRITISH EMPIRE	105	179	218	237	183	48,386	35,020	50,447	55,673	46,769
Estonia	48	23	10	9,196	4,518	1,963
Sweden	17	12	248	333	246	7,127	3,261	44,519	63,249	44,433
Germany	2,072	2,325	2,335	1,180	1,636	3,21,995	3,62,638	4,20,880	1,86,610	2,40,016
Netherlands	213	..	20	83	..	31,089	34	4,000	14,036	..
Belgium	5,624	6,202	5,739	4,005	5,262	8,97,473	9,61,920	10,82,538	6,56,413	8,09,629
Luxemburg	4	45	620	7,466
France	4	..	57	98	10	654	..	10,453	17,937	1,681
Italy (including Fiume)	169	26	16	368	471	26,428	4,000	2,488	58,742	75,443
Austria	249	93	101	32	13	37,312	12,651	16,918	5,478	2,130
Hungary	1,255	277	653	851	900	1,94,538	41,702	1,09,139	1,36,958	1,30,250
Czechoslovakia	2,584	319	552	211	512	4,06,994	51,071	91,009	37,026	72,652
Japan	3,241	4,612	6,313	11	9	4,96,833	7,66,219	9,71,524
United States of America— Vld Atlantic Coast.	23	56	18	4,807	9,586
Other Foreign Countries	8	54	1,320	15	..
TOTAL FOREIGN COUNTRIES	12,214	9,277	12,980	11,705	15,464	10,32,817	14,41,853	22,32,163	10,48,165	23,64,905
Share of Bengal	3,845	2,159	2,330	3,106	3,968	6,71,343	3,61,008	4,36,468	4,30,373	5,73,423
" Bombay	1,331	1,439	2,275	2,148	3,034	2,03,778	2,22,667	4,11,275	3,65,636	4,61,642
" Sind	2,356	1,505	1,622	1,129	1,736	3,46,751	3,21,571	3,71,627	1,90,367	3,68,892
" Madras	2,123	1,833	2,742	2,635	2,639	3,57,677	2,93,173	4,92,149	4,73,666	4,40,903
" Burma	2,704	2,470	3,829	2,931	4,220	3,96,651	3,73,664	7,21,091	4,93,496	6,77,869
TOTAL, Protected	12,409	9,456	13,193	11,942	15,653	10,76,298	14,76,873	23,32,610	20,07,333	24,11,734
Wire rope—										
Black (III. K)—										
United Kingdom (including Channel Islands)	1,702	1,416	1,160	1,377	1,782	9,60,003	3,04,948	6,06,527	6,85,814	9,54,114
Other British Possessions	1	1	3	1,013	1,296	1,067	245	983
TOTAL BRITISH EMPIRE	1,703	1,417	1,163	1,377	1,782	9,61,021	3,06,244	6,07,594	6,86,059	9,55,102
Germany	138	150	123	139	179	71,855	62,362	56,413	59,099	62,016
Italy (including Fiume)	15	1	3,190	502	24
Austria	21	11,889	90
United States of America— Vld Atlantic Coast.	36	29	4	11	3	36,638	49,543	5,187	5,942	2,325
Other Foreign Countries	21	12	22	4,652	3,040	..	156	6,255
TOTAL FOREIGN COUNTRIES	229	192	127	150	204	1,33,274	1,15,317	61,623	65,197	91,186
Share of Bengal	1,355	1,090	960	1,043	1,326	7,03,333	5,50,960	4,64,394	4,64,171	6,34,073
" Bombay	7	7	6	8	10	6,963	5,963	6,932	5,135	5,471
" Sind	40	41	15	55	23	30,411	37,303	9,164	31,364	16,417
" Madras	108	132	85	33	301	66,170	1,03,391	42,967	48,912	1,33,446
" Burma	432	239	224	333	326	2,74,953	1,97,669	1,45,860	2,02,624	3,07,376
TOTAL	1,932	1,609	1,290	1,527	1,986	10,94,595	9,21,591	6,69,217	7,51,256	10,46,233

GENERAL IMPORTS

(270)

No. 10—continued

ARTICLES, AND COUNTRIES OF CONSIGNMENT; ALSO SHARE OF EACH PROVINCE	QUANTITY					VALUE				
	1930-31	1931-32	1932-33	1933-34	1934-35	1930-31	1931-32	1932-33	1933-34	1934-35
						R	R	R	R	R
Metals and Ores—continued										
<i>Iron or Steel—continued</i>										
<i>Wire rope—continued</i>										
Galvanised (III. K)— United Kingdom (including Channel Islands)	Tons	Tons	Tons	Tons	Tons					
Other British Possessions										
TOTAL BRITISH EMPIRE										
Germany										
Belgium										
Austria										
Japan										
United States of America— Via Atlantic Coast										
„ Pacific „										
Other Foreign Countries										
TOTAL FOREIGN COUNTRIES										
Share of Bengal										
„ Bombay										
„ Sind										
„ Madras										
„ Burma										
TOTAL										
<i>Wires other than fencing wire (III. K)—</i>										
United Kingdom (including Channel Islands)	Tons	Tons	Tons	Tons	Tons					
Other British Possessions										
TOTAL BRITISH EMPIRE										
Sweden										
Germany										
Netherlands										
Belgium										
France										
Italy (including Fiume)										
Austria										
Hungary										
Czechoslovakia										
Japan										
United States of America— Via Atlantic Coast										
„ Pacific „										
Other Foreign Countries										
TOTAL FOREIGN COUNTRIES										
Share of Bengal										
„ Bombay										
„ Sind										
„ Madras										
„ Burma										
TOTAL										
Protected*										
Not protected										
TOTAL										

*Classified from April 1932.

No. 10—continued

ARTICLES, AND COUNTRIES OF CONSIGNMENT; ALSO SHARE OF EACH PROVINCE	QUANTITY					VALUE				
	1930-31	1931-32	1932-33	1933-34	1934-35	1930-31	1931-32	1932-33	1933-34	1934-35
						R	R	R	R	R
Metals and Ores—continued										
Iron or Steel—continued										
Other manufactures of iron or steel (III. K) (a)—	Tons	Tons	Tons	Tons	Tons					
United Kingdom (including Channel Islands)	18,894	10,098	7,576	9,207	9,867	63,85,311	82,31,244	22,22,609	25,20,388	31,00,263
Ceylon (excluding Maldives)	16	8	8	3	18	8,704	4,249	3,741	2,104	1,647
Straits Settlements	7	..	19	4	9	3,456	9	7,118	1,454	611
Commonwealth of Australia	9	4	5,411	..	957	3,324	4,938
Other British Possessions	2	4	12	..	1	3,774	1,601	5,070	877	60
TOTAL BRITISH EMPIRE	18,428	10,110	7,615	9,214	9,899	63,56,655	32,37,108	22,39,680	25,27,647	31,16,610
Germany	700	865	796	342	824	1,76,062	2,06,659	1,66,971	67,986	82,091
Netherlands	15	..	333	158	4	3,956	1,542	81,152	44,038	7,640
Belgium	12,108	4,705	4,848	3,225	3,485	17,09,626	5,52,956	5,54,160	3,91,244	4,41,464
Luxemburg	400	..	11	39,151	..	1,432
France	56	29	111	60	117	16,873	2,958	14,482	7,569	16,775
Italy (including Fiume)	54	15	8	9	174	16,371	4,927	1,216	3,437	61,020
Austria	46	20	2	2	1	19,888	7,305	2,344	1,252	428
Yugo-slavia (Kingdom of the Serbs, Croats and Slovenes)	13	8	3	44	203	3,790	2,391	1,032	12,928	62,474
Czechoslovakia	97	100	70	46	374	25,195	26,737	24,110	16,821	1,04,897
Japan	13	..	14	29	49	1,616	52	2,270	7,188	14,664
United States of America—										
Vld Atlantic Coast	1,489	799	84	96	156	4,07,268	1,40,000	50,558	35,480	58,761
" Pacific "	18	3	..	2	..	15,872	6,315	..	1,165	105
Other Foreign Countries	22	77	53	81	25	4,177	5,691	5,080	10,189	4,376
TOTAL FOREIGN COUNTRIES	14,719	6,021	6,777	3,994	4,923	24,00,659	9,57,583	9,42,529	5,98,293	8,47,027
Share of Bengal	7,677	5,206	4,786	3,778	5,803	22,90,378	13,73,965	10,91,684	11,17,617	16,82,492
" Bombay	6,464	6,615	5,418	6,454	3,712	19,33,638	14,32,810	12,60,582	13,28,758	10,14,258
" Sind	12,093	2,606	2,126	1,906	2,731	21,95,498	6,67,311	3,47,209	2,19,439	5,39,235
" Madras	3,467	1,287	1,418	1,213	1,686	16,92,619	3,03,676	3,63,346	2,97,049	4,49,752
" Burma	1,456	1,017	644	557	690	6,45,181	3,35,374	2,19,228	1,63,077	2,77,762
{ Protected	15,035	10,066	9,023	3,808	7,346	30,53,686	18,08,101	13,94,690	16,19,431	12,02,932
{ Not protected	10,112	6,665	5,369	4,400	6,076	37,08,928	28,86,536	17,87,419	15,08,509	26,70,614
TOTAL	31,147	16,731	14,392	13,208	14,322	87,57,314	41,94,686	31,82,109	31,25,940	39,63,646
Total Iron or Steel—										
United Kingdom (including Channel Islands)	281,115	145,692	119,889	141,679	158,711	5,13,33,089	3,11,52,247	2,42,12,481	2,88,80,602	3,22,97,264
Ceylon (excluding Maldives)	1,475	740	1,210	814	1,246	1,14,308	30,099	50,108	30,189	43,090
Straits Settlements	40	8	41	22	35	31,236	4,246	12,555	6,267	31,368
Canada—										
Vld Atlantic Coast	117	227	90	50	105	44,552	61,697	27,384	17,773	24,603
Commonwealth of Australia	14	..	3	2	21	8,458	306	1,634	3,504	7,917
Other British Possessions	131	52	56	43	30	10,532	5,347	6,857	1,889	1,572
TOTAL BRITISH EMPIRE	232,892	146,659	121,289	142,610	156,198	5,16,43,086	3,12,59,942	2,43,10,919	2,84,40,514	3,24,05,814

(a) Includes protected items for railways, e.g., spikes and tiebars, switches, crossings, and the like materials not made of alloy steel.

No. 10—continued

ARTICLES, AND COUNTRIES OF CONSIGNMENT; ALSO SHARE OF EACH PROVINCE	QUANTITY					VALUE				
	1980-31	1931-32	1932-33	1933-34	1934-35	1930-31	1931-32	1932-33	1933-34	1934-35
Metals and Ores—continued										
Lead— continued										
Unwrought—continued										
Pig (III. L)—	Cwts.	Cwts.	Cwts.	Cwts.	Cwts.					
United Kingdom (including Channel Islands)	929	3,089	1,719	1,336	1,012	14,811	85,127	21,193	14,223	10,712
Ceylon (excluding Maldives)	1,983	961	1,664	1,240	662	21,315	9,227	15,145	10,191	6,073
Mauritius and Dependencies	825	56	10,040	680
Other British Possessions	13	19	11	238	190	125
TOTAL BRITISH EMPIRE	3,700	4,106	3,383	2,595	1,685	46,404	46,034	36,338	24,604	16,910
TOTAL FOREIGN COUNTRIES	101	1	398	..	324	2,009	82	4,113	..	2,873
Share of Bengal	39	113	236	196	116	1,715	2,345	2,973	1,373	1,129
" <i>Bombay</i>	900	58	12	48	11	11,338	708	125	535	125
" <i>Sind</i>	23	952	10	2	30	395	13,369	152	25	309
" <i>Madras</i>	2,437	2,935	3,512	2,439	1,852	29,422	29,844	37,127	22,671	18,220
" <i>Burma</i>	393	..	10	5,043	..	74
TOTAL	3,801	4,107	3,781	2,595	2,009	48,413	46,066	40,451	24,604	19,783
Other sorts (III. L)—	Cwts.	Cwts.	Cwts.	Cwts.	Cwts.					
United Kingdom (including Channel Islands)	165	203	187	349	27	2,317	2,111	1,969	3,538	871
Ceylon (excluding Maldives)	85	211	590	1,163	2,067	570	1,595	3,671	6,228	11,209
TOTAL BRITISH EMPIRE	250	414	777	1,512	2,094	2,887	3,706	5,640	9,766	12,080
TOTAL FOREIGN COUNTRIES	80	58	9	20	..	751	487	286	442	..
Share of Bengal	5	103	2	3	4	96	300	42	31	94
" <i>Bombay</i>	146	59	194	366	23	1,025	585	2,193	3,899	777
" <i>Madras</i>	25	311	592	1,163	2,067	296	1,804	3,871	6,228	11,209
" <i>Burma</i>	169	100	2,321	1,264
TOTAL	336	472	786	1,532	2,094	3,638	4,198	5,906	10,208	12,080
Wrought—										
Pipes and Tubes (III. L)—	Cwts.	Cwts.	Cwts.	Cwts.	Cwts.					
United Kingdom (including Channel Islands)	2,748	3,033	5,108	6,437	8,099	77,014	76,298	1,12,338	1,11,448	1,51,258
Other British Possessions	108	1,708	40	..
TOTAL BRITISH EMPIRE	2,856	3,033	5,108	6,437	8,099	78,722	76,298	1,12,338	1,11,488	1,51,258
Germany	808	809	422	912	42	16,437	17,915	14,400	18,248	3,444
Belgium	5,485	2,687	861	12	10	1,01,607	42,318	13,519	220	130
Other Foreign Countries	191	77	411	167	397	3,666	1,867	5,682	3,942	6,360
TOTAL FOREIGN COUNTRIES	6,485	3,573	1,694	1,091	449	1,21,910	62,100	33,601	17,410	9,944
Share of Bengal	2,303	1,674	1,754	1,795	2,062	43,010	31,990	29,527	29,785	33,439
" <i>Bombay</i>	4,897	3,419	3,450	4,497	4,317	89,892	56,626	56,143	64,765	58,561
" <i>Sind</i>	334	309	296	327	419	6,556	5,261	5,697	4,907	6,629
" <i>Madras</i>	974	942	1,012	732	1,493	40,576	40,812	59,806	37,314	59,607
" <i>Burma</i>	826	363	260	177	107	15,448	3,909	3,811	2,827	3,016
TOTAL	9,340	5,606	6,802	7,528	8,548	2,00,630	1,38,398	1,45,984	1,28,898	1,61,201

GENERAL IMPORTS

(274)

No. 10—continued

ARTICLES, AND COUNTRIES OF CONSIGNMENT; ALSO SHARE OF EACH PROVINCE	QUANTITY					VALUE				
	1930-31	1931-32	1932-33	1933-34	1934-35	1930-31	1931-32	1932-33	1933-34	1934-35
						R	R	R	R	R
Metals and Ores—continued										
Lead—continued										
Wrought—continued										
Sheets (III. I.)—	Cwts.	Cwts.	Cwts.	Cwts.	Cwts.					
United Kingdom (including Channel Islands)	5,910	9,268	7,695	9,601	11,143	95,070	1,19,042	87,910	1,09,500	1,21,093
Other British Possessions	145	210	7	26	146	2,413	3,601	177	154	861
TOTAL BRITISH EMPIRE	6,055	9,508	7,692	9,627	11,289	97,483	1,22,733	88,087	1,09,654	1,22,954
Belgium	4,476	1,813	497	..	71	74,867	21,800	5,506	..	1,021
France	451	784	7,306	8,889
Other Foreign Countries	384	345	11	12	14	6,037	4,038	854	323	652
TOTAL FOREIGN COUNTRIES	5,311	2,942	508	12	85	88,210	34,727	6,360	323	1,673
Share of Bengal	4,038	4,076	3,984	4,754	4,415	66,052	69,027	46,258	64,172	48,173
„ Bombay	4,082	3,707	2,080	1,924	4,765	66,225	45,678	23,076	21,448	52,065
„ Sind	224	2,358	541	1,068	735	3,818	29,735	6,640	18,960	8,861
„ Madras	1,447	948	1,116	662	1,445	25,115	13,828	12,375	7,397	14,092
„ Burma	1,575	761	479	691	314	25,039	9,192	5,598	8,009	3,336
TOTAL	11,366	12,450	8,200	9,699	11,374	1,80,290	1,57,460	93,947	1,09,986	1,24,527
Sheets for tea-chests (III. L.)—	Cwts.	Cwts.	Cwts.	Cwts.	Cwts.					
United Kingdom (including Channel Islands)	2,431	861	732	820	395	62,137	22,816	14,837	14,784	5,065
Ceylon (excluding Maldives)	2,722	1,059	129	..	142	53,373	31,680	779	8	652
Union of South Africa	1	20
TOTAL BRITISH EMPIRE	5,153	2,820	861	820	538	1,15,510	54,496	15,616	14,792	5,747
Share of Bengal	2,850	1,320	259	177	206	53,776	27,185	3,511	2,495	2,987
„ Bombay	16	27,311	291
„ Madras	2,303	1,600	586	823	291	56,734	..	11,904	11,934	2,316
„ Burma	20	42	363	444
TOTAL	5,153	2,820	861	820	538	1,15,510	54,496	15,616	14,792	5,747
Other sorts (III. L.)—	Cwts.	Cwts.	Cwts.	Cwts.	Cwts.					
United Kingdom (including Channel Islands)	3,107	1,233	2,508	4,447	2,278	90,322	30,606	60,580	1,91,703	71,061
Ceylon (excluding Maldives)	732	562	2,463	312	167	7,463	4,790	15,331	1,762	1,117
Other British Possessions	256	55	4	46	54	3,035	504	49	401	650
TOTAL BRITISH EMPIRE	4,095	1,900	4,985	4,805	2,499	1,01,176	44,990	76,040	1,93,926	78,434
Germany	107	264	108	822	1,027	3,461	12,728	4,041	42,946	57,720
Netherlands	66	4	39	198	220	2,067	163	1,476	8,204	10,574
Belgium	789	80	258	60	2	16,432	1,537	3,067	1,245	45
France	1,111	810	667	58	25	32,031	17,643	13,688	4,767	1,907
Other Foreign Countries	307	690	70	187	102	6,609	9,806	1,435	4,644	5,207
TOTAL FOREIGN COUNTRIES	2,470	1,848	1,141	1,334	1,382	69,600	41,972	24,307	61,800	75,619
Share of Bengal	2,831	1,786	2,020	1,274	1,019	69,987	49,853	43,421	48,140	45,695
„ Bombay	1,764	1,376	1,121	1,696	1,240	38,235	22,286	24,367	28,131	34,030
„ Sind	388	329	373	896	964	11,695	8,221	10,696	42,940	48,915
„ Madras	1,350	202	2,610	2,086	639	36,930	5,001	21,127	1,34,864	16,502
„ Burma	182	65	12	87	89	4,928	1,599	630	3,257	4,895
TOTAL	6,565	3,748	6,130	6,130	3,881	1,61,775	86,062	1,00,247	2,55,732	1,48,053

No. 10—continued

ARTICLES AND COUNTRIES OF CONSIGNMENT: ALSO SHARE OF EACH PROVINCE	QUANTITY					VALUE				
	1930-31	1931-32	1932-33	1933-34	1934-35	1930-31	1931-32	1932-33	1933-34	1934-35
Metals and Ores—continued						R	R	R	R	R
Lead—concluded										
<i>Total Lead (excluding Ore)—</i>	<i>Cwts.</i>	<i>Cwts.</i>	<i>Cwts.</i>	<i>Cwts.</i>	<i>Cwts.</i>					
United Kingdom (including Channel Islands)	15,290	17,737	17,939	23,050	22,954	3,42,077	2,06,000	2,98,852	4,45,265	3,61,560
Ceylon (excluding Maldives)	5,617	3,938	4,873	2,741	3,184	85,639	50,983	35,103	18,343	10,922
Mauritius and Dependencies	825	56	10,040	680
Other British Possessions	375	55	4	65	65	5,029	594	49	631	801
TOTAL BRITISH EMPIRE	22,107	21,781	22,816	25,856	26,204	4,42,785	3,48,257	3,34,004	4,64,239	3,82,283
Germany	1,197	1,417	541	1,754	1,079	24,495	84,689	13,795	56,606	61,755
Netherlands	166	6	47	198	241	3,410	242	1,742	8,214	11,622
Belgium	10,751	4,580	2,014	81	407	1,92,906	65,655	26,805	1,465	4,009
France	1,780	1,607	679	66	38	43,412	27,608	14,718	5,681	2,657
Japan	81	8	419	220	425	1,104	181	5,119	3,060	6,082
Other Foreign Countries	578	804	50	198	50	8,144	10,990	908	4,955	3,820
TOTAL FOREIGN COUNTRIES	14,453	8,422	3,750	2,457	2,240	2,73,480	1,39,313	68,147	79,981	90,008
<i>Share of Bengal</i>	<i>12,171</i>	<i>9,570</i>	<i>3,255</i>	<i>3,009</i>	<i>7,851</i>	<i>2,44,636</i>	<i>1,71,200</i>	<i>1,26,732</i>	<i>1,35,346</i>	<i>1,31,477</i>
„ <i>Bombay</i>	<i>11,849</i>	<i>8,519</i>	<i>6,903</i>	<i>3,531</i>	<i>10,356</i>	<i>2,07,218</i>	<i>1,25,825</i>	<i>1,06,105</i>	<i>1,18,773</i>	<i>1,45,564</i>
„ <i>Sind</i>	<i>969</i>	<i>3,948</i>	<i>1,320</i>	<i>2,993</i>	<i>2,208</i>	<i>22,563</i>	<i>58,586</i>	<i>23,185</i>	<i>60,832</i>	<i>64,714</i>
„ <i>Madras</i>	<i>8,526</i>	<i>6,388</i>	<i>9,427</i>	<i>7,705</i>	<i>7,387</i>	<i>1,39,072</i>	<i>1,18,000</i>	<i>1,37,010</i>	<i>2,09,808</i>	<i>1,18,846</i>
„ <i>Burma</i>	<i>3,045</i>	<i>1,178</i>	<i>761</i>	<i>975</i>	<i>648</i>	<i>62,779</i>	<i>16,964</i>	<i>10,119</i>	<i>13,456</i>	<i>11,690</i>
TOTAL	36,560	30,208	26,566	28,313	28,444	7,16,265	4,87,575	4,02,151	5,44,220	4,72,291
Quintessential (III. L)—	Lbs.	Lbs.	Lbs.	Lbs.	Lbs.					
United Kingdom (including Channel Islands)	43,883	48,011	26,845	27,320	21,703	1,93,784	1,90,553	83,267	63,881	53,445
Other British Possessions	152	152	10	12	47	612	600	32	29	106
TOTAL BRITISH EMPIRE	44,035	48,163	26,855	27,332	21,750	1,94,346	1,91,153	83,299	63,910	53,551
Germany	5,871	193	2,284	4,448	637	23,495	971	10,728	16,568	2,019
Belgium	1,875	38	5	7,449	50	21
France	1,004	5,724	..
Spain	4,510	1,900	17,501	23,245	43,841	18,978	8,076	57,098	52,882	99,648
Italy (including Fiume)	121,593	160,688	255,509	219,817	125,477	5,11,129	6,53,107	8,61,615	6,08,109	3,07,787
Austria	3,600	6,080	14,400	24,120
United States of America—										
<i>Via Atlantic coast</i>	7,050	10	..	805	32	84,550	104	..	2,435	82
<i>„ Pacific</i>	..	300	5	..	1,500	23
Other Foreign Countries	1,922	771	35	29	110	8,177	3,128	126	94	383
TOTAL FOREIGN COUNTRIES	146,521	169,920	275,309	250,248	170,107	6,18,178	6,91,056	9,20,585	6,85,807	4,09,968
<i>Share of Bengal</i>	<i>68,084</i>	<i>54,726</i>	<i>101,133</i>	<i>94,074</i>	<i>69,454</i>	<i>3,06,909</i>	<i>2,12,966</i>	<i>3,29,212</i>	<i>2,87,766</i>	<i>1,60,998</i>
„ <i>Bombay</i>	<i>76,610</i>	<i>98,433</i>	<i>92,826</i>	<i>77,246</i>	<i>34,736</i>	<i>3,10,210</i>	<i>4,12,641</i>	<i>3,28,799</i>	<i>2,06,372</i>	<i>84,386</i>
„ <i>Sind</i>	<i>68</i>	<i>158</i>	<i>4,722</i>	<i>3,723</i>	<i>132</i>	<i>388</i>	<i>907</i>	<i>9,010</i>	<i>9,845</i>	<i>515</i>
„ <i>Madras</i>	<i>37,323</i>	<i>57,979</i>	<i>90,883</i>	<i>94,920</i>	<i>78,667</i>	<i>1,60,570</i>	<i>2,30,578</i>	<i>3,03,536</i>	<i>2,38,694</i>	<i>1,86,646</i>
„ <i>Burma</i>	<i>3,471</i>	<i>6,787</i>	<i>12,005</i>	<i>7,617</i>	<i>8,868</i>	<i>34,447</i>	<i>28,877</i>	<i>41,407</i>	<i>19,040</i>	<i>31,082</i>
TOTAL	190,556	218,083	302,224	277,580	191,857	8,12,524	8,82,260	10,12,864	7,49,717	4,83,574

ARTICLES, AND COUNTRIES OF CONSIGNMENT; ALSO SHARE OF EACH PROVINCE	QUANTITY					VALUE				
	1930-31	1931-32	1932-33	1933-34	1934-35	1930-31	1931-32	1932-33	1933-34	1934-35
						R	R	R	R	R
Metals and Ores—continued										
Solder (III. L)—										
United Kingdom (including Channel Islands)	Cwts. 8,238	Cwts. 6,704	Cwts. 5,128	Cwts. 5,048	Cwts. 7,181	4,68,484	2,95,931	2,69,879	4,04,185	5,88,409
Other British Possessions	1	76	5	4
TOTAL BRITISH EMPIRE	8,234	6,704	5,129	5,048	7,181	4,68,560	2,95,931	2,69,879	4,04,190	5,88,503
TOTAL FOREIGN COUNTRIES	4	10	1	15	12	681	834	153	1,122	1,448
<i>Share of Bengal</i>	4,456	1,760	1,629	2,035	3,354	2,52,482	92,534	87,386	1,02,602	2,96,645
<i>Bombay</i>	788	1,629	1,001	1,257	1,336	48,132	33,424	48,581	1,01,498	1,18,615
<i>Sind</i>	919	620	280	359	415	48,366	34,088	16,015	30,209	36,791
<i>Madras</i>	908	1,115	1,381	720	1,061	50,047	65,076	73,781	54,766	93,182
<i>Burma</i>	1,178	690	858	692	1,027	65,164	31,643	44,269	55,236	94,718
TOTAL	8,288	5,714	5,129	5,068	7,198	4,64,191	2,96,765	2,70,082	4,05,312	5,89,951
Tin—										
Unwrought (blocks ingots, bars, and slabs) (III. L)—										
United Kingdom (including Channel Islands)	Cwts. 1,084	Cwts. 725	Cwts. 821	Cwts. 1,023	Cwts. 1,316	1,10,870	82,209	80,545	1,30,729	2,10,332
Straits Settlements	58,058	44,468	46,688	37,204	44,277	52,81,347	40,60,405	45,70,399	52,86,275	67,49,460
Other British possessions	19	58	82	27	9	1,752	4,508	2,907	3,205	1,447
TOTAL BRITISH EMPIRE	54,161	45,251	47,541	38,254	45,602	53,93,969	41,27,212	46,53,851	54,20,269	69,61,239
China (exclusive of Hong-kong and Macao)	201	..	5	10	..	18,899	..	454	1,567	..
Japan	34	..	70	40	30	3,375	..	5,605	6,900	4,650
United States of America— <i>Via Atlantic Coast</i>	250	5,098
Other Foreign Countries	12	20	..	1,469	3,118	88
TOTAL FOREIGN COUNTRIES	247	..	75	70	280	23,733	..	6,059	11,485	10,381
<i>Share of Bengal</i>	33,074	27,818	28,635	25,901	31,026	33,30,019	25,04,735	27,79,021	36,15,653	45,90,296
<i>Bombay</i>	14,092	12,139	12,544	7,745	9,472	13,67,969	11,31,255	12,64,554	11,25,319	14,50,913
<i>Sind</i>	927	711	334	1,187	1,304	93,344	62,815	80,419	1,63,991	2,31,099
<i>Madras</i>	5,552	4,202	4,950	3,377	2,906	5,19,745	3,81,286	4,47,918	4,54,319	4,47,427
<i>Burma</i>	783	521	652	414	531	1,06,825	67,023	87,988	62,567	91,953
TOTAL	54,408	45,251	47,616	38,324	45,882	54,17,702	41,27,212	46,59,910	54,31,764	69,71,620
Wrought (including Plates or Sheets not being tinned iron)—										
Tin Foils (III. L)—										
United Kingdom (including Channel Islands)	Cwts. 6	Cwts. 8	Cwts. 503	Cwts. 11	Cwts. 20	1,265	1,502	31,157	2,774	4,240
Belgium	94	7	77	11	22	15,660	823	11,948	1,987	4,671
Other Foreign Countries	34	12	9	25	20	5,221	888	1,203	3,187	3,590
TOTAL FOREIGN COUNTRIES	128	19	86	36	42	20,881	1,666	13,146	5,124	8,201

No. 10—continued

ARTICLES, AND COUNTRIES OF CONSIGNMENT; ALSO SHARE OF EACH PROVINCE	QUANTITY					VALUE				
	1930-31	1931-32	1932-33	1933-34	1934-35	1930-31	1931-32	1932-33	1933-34	1934-35
Metals and Ores—continued										
Tin—continued										
Wrought, etc.—continued	Cwts.	Cwts.	Cwts.	Cwts.	Cwts.					
Tinfol (III. L)—continued										
Share of Bengal	4	7	3	7	9	325	997	498	1,656	2,312
„ Bombay	119	18	583	35	50	19,230	1,457	43,132	4,658	8,771
„ Sind	3	2	2	4	1	576	671	393	577	322
„ Madras	3	..	2	255	43	286	21	74
„ Burma	6	1	2	1,260	988	452
TOTAL	134	27	589	47	62	22,146	3,168	44,803	7,998	12,441
Other sorts (III. L) (a)—										
United Kingdom (including Channel Islands)	254	124	105	164	494	4,935	8,309	5,656	10,832	23,833
Other British Possessions	3	15	193	2,330
TOTAL BRITISH EMPIRE	254	124	105	167	499	4,935	8,309	5,656	11,025	31,169
Germany	2	38	45	148	108	309	4,708	5,643	20,772	7,247
Other Foreign Countries	1	..	14	1	..	186	4	2,047	300
TOTAL FOREIGN COUNTRIES	2	39	45	162	109	309	4,894	5,647	22,819	7,547
Share of Bengal	122	126	262	568	..	10,617	9,011	24,370	32,318
„ Bombay	6	12	14	58	16	1,073	1,500	1,692	4,631	2,578
„ Sind	1	2	122	460	108
„ Madras	249	20	..	6	14	2,920	509	..	805	2,127
„ Burma	1	..	1	10	..	95	..	138	1,515
TOTAL	256	168	150	327	608	5,244	13,201	11,308	30,844	38,716
Total Tin—										
United Kingdom (including Channel Islands)	1,344	857	1,429	1,198	1,820	1,17,070	72,020	1,27,338	1,44,385	2,43,405
Straits Settlements	53,058	44,468	46,088	37,206	44,291	32,81,347	40,60,495	45,70,399	52,66,426	67,51,657
Other British Possessions	19	58	32	28	10	1,752	4,508	2,907	3,307	1,586
TOTAL BRITISH EMPIRE	54,421	45,383	48,149	38,432	46,121	54,00,169	41,37,023	46,90,644	54,84,068	69,06,648
Germany	38	50	53	155	120	5,058	5,544	6,613	27,633	9,420
Belgium	98	7	77	31	22	16,250	828	11,943	5,087	4,671
China (exclusive of Hong- kong and Macao)	201	10	..	18,889	1,567	..
Japan	34	..	70	43	33	3,375	..	5,605	7,064	6,097
United States of America— Vid Atlantic Coast	1	..	251	1	..	208	..	5,941
Other Foreign Countries	11	1	5	27	..	1,344	186	488	4,127	..
TOTAL FOREIGN COUNTRIES	377	58	206	260	431	44,923	6,568	24,852	45,428	28,129

GENERAL IMPORTS

ARTICLES, AND COUNTRIES OF CONSIGNMENT; ALSO SHARE OF EACH PROVINCE	QUANTITY					VALUE				
	1930-31	1931-32	1932-33	1933-34	1934-35	1930-31	1931-32	1932-33	1933-34	1934-35
						₹	₹	₹	₹	₹
Metals and Ores—continued										
Tin—continued										
Total Tin—continued	Cwts.	Cwts.	Cwts.	Cwts.	Cwts.					
Share of Bengal	33,078	27,753	28,775	25,370	31,603	33,30,844	25,16,349	27,89,124	36,51,584	47,25,328
" Bombay	14,217	12,169	13,140	7,838	9,538	13,88,271	11,34,242	13,09,408	11,34,508	14,72,268
" Sind	931	715	836	1,191	1,898	94,112	63,969	80,812	1,64,568	2,81,459
" Madras	6,803	4,222	4,952	3,383	2,920	6,23,980	3,61,838	4,43,204	4,65,145	4,49,698
" Burma	769	582	652	416	693	1,07,885	67,183	87,968	63,691	94,030
TOTAL	54,798	45,441	48,355	38,098	46,552	54,46,092	41,43,581	47,15,516	54,79,406	70,22,777
Zinc or spelter—										
Unwrought (III. I)—										
United Kingdom (including Channel Islands)	34,431	58,791	69,280	64,841	64,880	3,90,930	5,72,777	7,37,522	7,53,464	0,90,486
Ceylon (excluding Maldives)	77	3,272	216	298	45	1,074	39,652	1,764	3,422	527
Hongkong	12,999	18,250	2,001	1,49,622	1,68,233	22,257
Canada—										
<i>Vid Atlantic Coast</i>	800	6,326	11,001	7,680	..	9,845	66,115	1,22,973	79,003
" <i>Pacific</i> "	2,601	45,858	4,250	500	..	27,543	4,82,937	46,157	5,460
Commonwealth of Australia	24,871	40,861	75,126	112,203	100,480	3,20,167	4,23,102	7,90,754	12,67,994	10,00,757
Other British Possessions	402	81	207	478	279	6,393	1,068	2,189	4,537	2,612
TOTAL BRITISH EMPIRE	59,781	106,406	210,022	211,324	176,865	7,27,564	10,73,987	22,30,903	23,66,790	18,07,102
Poland (including Danzig)	1,700	3,880	1,950	1,050	2,065	25,313	41,474	24,176	14,326	22,739
Germany	15,837	17,158	27,407	17,138	28,930	2,21,521	1,90,421	3,09,032	2,16,917	3,26,054
Netherlands	320	350	1,500	1,500	1,615	4,058	3,553	16,470	17,446	17,063
Belgium	1,731	1,314	1,069	2,456	15,610	25,375	18,499	15,288	35,694	1,51,503
China (exclusive of Hongkong and Macao)	8,000	5	92,328	60
Japan	1,000	6,658	..	8,950	4,460	12,704	69,088	..	1,04,866	44,534
Portuguese East Africa	7,298	9	..	4	..	1,03,251	65	..	21	..
United States of America—										
<i>Vid Atlantic Coast</i>	40	20,352	56,571	31,450	109,620	1,240	2,21,225	5,86,135	3,45,298	11,00,985
" <i>Pacific</i> "	82,155	28,401	136	2,000	6,599	12,14,382	2,81,372	1,591	21,627	69,074
Other Foreign Countries	20	500	24	10	..	285	4,568	685	57	..
TOTAL FOREIGN COUNTRIES	110,017	78,572	88,656	72,558	168,904	16,08,129	7,89,265	9,53,377	8,48,680	17,37,462
Share of Bengal	143,394	148,151	272,107	266,207	312,038	19,56,670	15,41,187	28,86,225	28,77,011	31,93,214
" Bombay	11,937	19,024	3,720	11,026	16,920	1,66,790	2,04,330	1,09,548	1,36,149	1,88,159
" Sind	1,713	3,264	1,964	1,293	4,219	16,531	31,209	20,746	15,096	44,823
" Madras	800	1,052	2,567	3,330	4,992	13,379	10,331	27,061	40,313	58,570
" Burma	12,954	8,487	13,320	12,026	6,000	1,80,323	75,695	1,40,700	1,46,301	59,798
TOTAL	169,798	179,978	208,678	283,832	344,769	23,35,693	18,63,252	31,84,280	32,15,276	36,44,564
Wrought or manufactured (III. I)—										
United Kingdom (including Channel Islands)	4,830	4,087	3,544	4,831	3,728	1,22,714	87,881	85,750	1,20,602	97,734
Other British Possessions	163	1	50	201	75	2,376	20	723	1,924	877
TOTAL BRITISH EMPIRE	4,993	4,088	3,594	5,032	3,803	1,25,090	87,901	86,473	1,22,526	98,611

No. 10—continued

ARTICLES, AND COUNTRIES OF CONSIGNMENT; ALSO SHARE OF EACH PROVINCE	QUANTITY					VALUE				
	1930-31	1931-32	1932-33	1933-34	1934-35	1930-31	1931-32	1932-33	1933-34	1934-35
Metals and Ores—continued										
Zinc or Spelter—continued										
Manufactured (III. L)—continued	Cwts.	Cwts.	Cwts.	Cwts.	Cwts.					
Sweden	909	404	6,366	6,241
Poland (including Danzig) .	1,574	1,066	..	86	1,108	31,391	18,118	..	1,706	16,009
Germany	8,436	5,627	1,342	2,061	3,825	1,55,059	89,621	26,595	44,208	71,476
Netherlands	1,128	110	100	19,768	1,629	1,821	..	22
Belgium	20,161	14,351	21,710	22,769	21,482	8,97,002	2,23,441	8,62,148	3,88,614	3,22,088
France	820	7	..	6,888	260
Japan	241	278	150	249	71	9,471	4,892	2,536	3,561	1,236
United States of America—										
Vid Atlantic Coast . . .	18	..	10	2,000	20	623	..	893	21,046	848
" Pacific "	1,300	14,211	..
Other Foreign Countries .	61	13	13	1,320	17.	8	1,291	1,876
TOTAL FOREIGN COUNTRIES .	32,558	21,752	23,312	28,478	20,900	6,20,085	3,44,551	3,04,001	4,74,767	4,20,084
Share of Bengal	12,029	9,619	11,476	14,677	10,382	2,46,001	1,59,069	1,95,426	2,38,160	1,66,625
" Bombay	6,918	4,868	4,756	6,549	5,019	1,40,416	84,562	88,239	1,24,881	93,466
" Sind	681	786	593	1,168	829	18,937	19,375	16,081	33,914	23,017
" Madras	5,797	3,506	3,973	3,005	4,444	1,11,188	53,720	60,305	62,478	79,662
" Burma	12,126	7,061	6,408	7,521	10,119	2,30,543	1,24,726	1,16,432	1,37,860	1,64,915
TOTAL	37,551	25,840	26,906	33,510	30,793	7,46,035	4,32,452	4,80,483	5,97,293	5,18,675
Other sorts (III. L)—	Cwts.	Cwts.	Cwts.	Cwts.	Cwts.					
United Kingdom (including Channel Islands) . . .	156	163	258	185	166	2,375	2,627	4,732	5,457	2,433
Other British Possessions .	9	..	1	12	1	50	..	10	60	5
TOTAL BRITISH EMPIRE .	165	163	254	197	167	2,425	2,627	4,742	5,517	2,438
United States of America—										
Vid Atlantic Coast . . .	8	..	1	76	2	15	..	14	8,370	12
Other Foreign Countries .	17	7	143	27	129	97	85	1,736	519	1,807
TOTAL FOREIGN COUNTRIES .	20	7	144	103	131	112	85	1,750	8,898	1,819
Share of Bengal	106	154	384	234	249	2,103	2,532	6,335	14,017	3,952
" Bombay	6	1	..	2	..	78	37	..
" Sind	79	16	8	65	49	430	50	79	331	291
" Madras
" Burma	2	14
TOTAL	185	170	398	300	298	2,537	2,662	6,492	14,415	4,257
Total Zinc or Spelter—	Cwts.	Cwts.	Cwts.	Cwts.	Cwts.					
United Kingdom (including Channel Islands) . . .	30,417	63,641	73,037	69,857	68,774	5,25,010	6,03,285	8,28,018	8,79,523	7,90,053
Ceylon (excluding Maldives)	184	3,272	264	474	103	2,885	30,652	2,451	5,178	1,222
Hongkong	12,999	18,250	2,006	1,49,622	1,68,233	22,885
Canada—										
Vid Atlantic Coast	800	6,326	11,001	7,680	..	9,845	66,115	1,22,973	79,003
" Pacific "	2,601	45,858	4,250	500	..	27,543	4,82,937	46,157	5,460
Commonwealth of Australia	24,871	40,851	75,126	112,208	100,480	3,20,167	4,22,102	7,00,764	12,67,094	10,06,767
Other British Possessions .	467	92	210	514	292	7,008	2,088	2,235	4,775	2,721
TOTAL BRITISH EMPIRE .	64,939	110,657	218,970	216,553	179,835	6,55,079	11,64,515	23,22,127	24,94,833	19,08,151

GENERAL IMPORTS

(282)

No. 10—continued

ARTICLES AND COUNTRIES OF CONSIGNMENT; ALSO SHARE OF EACH PROVINCE	QUANTITY					VALUE				
	1930-31	1931-32	1932-33	1933-34	1934-35	1930-31	1931-32	1932-33	1933-34	1934-35
Metals and Ores—continued						R	R	R	R	R
Total Metals (excluding Ores)—continued	Tons	Tons	Tons	Tons	Tons					
China (exclusive of Hong-kong and Macao)	125	92	128	576	180	90,549	39,883	39,231	1,51,835	64,292
Japan	5,443	4,368	15,842	24,357	30,755	37,29,961	25,24,548	67,17,104	75,52,971	1,01,03,089
Portuguese East Africa	294	5	15	151	20	1,31,648	2,187	9,430	98,755	12,080
French Somaliland	17	5,465
United States of America— Vid Atlantic Coast	19,940	7,565	5,602	5,083	13,270	1,11,80,479	27,92,901	17,50,257	16,47,572	46,47,273
„ Pacific	4,150	1,206	48	68	330	12,60,971	2,61,263	25,756	38,084	69,529
Other Foreign Countries	13	5	2	6	4	6,494	2,709	2,484	2,075	3,630
TOTAL FOREIGN COUNTRIES.	880,948	234,364	224,510	198,094	225,112	8,43,91,858	4,02,48,289	5,15,68,318	4,16,10,550	5,02,70,547
Share of Bengal	227,019	127,746	135,409	137,213	171,282	5,55,26,569	2,98,50,866	3,19,20,677	3,36,04,042	4,17,99,637
„ Bombay	194,287	140,189	123,350	120,772	131,439	4,86,45,168	3,66,22,847	3,43,36,334	3,09,47,683	3,51,16,216
„ Sind	107,674	60,829	55,014	51,736	64,241	1,56,15,692	1,07,37,490	98,95,039	92,63,423	1,21,27,703
„ Madras	83,262	59,950	53,452	51,124	54,637	2,22,75,508	1,38,79,017	1,47,11,301	1,39,95,147	1,57,49,313
„ Burma	56,539	29,377	27,922	30,703	34,249	1,40,61,558	71,63,429	63,88,686	71,14,193	79,66,120
TOTAL	668,781	418,091	395,207	391,648	465,898	15,91,18,495	9,76,63,699	9,72,62,036	9,48,04,788	11,30,98,394
Total Ores—	Tons	Tons	Tons	Tons	Tons					
United Kingdom (including Channel Islands)	23	77	54	234	211	8,597	17,099	10,119	68,292	58,286
Other British Possessions	25	33	20	10	4	1,175	1,482	692	665	365
TOTAL BRITISH EMPIRE.	48	110	74	244	215	9,772	18,581	10,811	68,957	58,651
Sweden	55	27	..	14	..	6,868	8,319	..	1,709	..
France	237	259	246	145	79	38,432	98,975	82,869	44,987	20,831
Other Foreign Countries	5	5	5	56	2	2,303	601	3,082	5,969	601
TOTAL FOREIGN COUNTRIES.	297	291	251	215	81	97,633	92,795	85,951	52,665	21,482
Share of Bengal	64	120	100	71	62	18,123	23,072	27,667	18,453	16,702
„ Bombay	137	84	72	155	100	40,078	25,850	23,558	34,858	24,843
„ Sind	129	164	133	223	124	47,904	55,972	44,847	67,551	33,117
„ Madras	6	95	150
„ Burma	25	33	20	10	4	1,300	1,452	692	665	315
TOTAL	345	401	325	459	290	1,07,405	1,11,376	98,762	1,21,622	75,132
Total Metals and Ores	669,126	418,492	395,532	392,007	456,194	15,92,25,900	9,77,65,075	9,73,48,798	9,49,84,410	11,37,73,526
Mica—										
In Blocks (H. B)—	Cwts.	Cwts.	Cwts.	Cwts.	Cwts.					
United Kingdom (including Channel Islands)	410	124	42	79	9	64,572	17,405	10,880	12,378	3,594
Ceylon (excluding Maldives)	30	7,596
TOTAL BRITISH EMPIRE	410	124	42	79	39	64,572	17,405	10,880	12,378	11,190
Germany	27	65	8	1	30	5,302	14,250	112	1,072	787
Italy (including Fiume)	1	36	..	141	..	800	10,552	..	3,319	..
United States of America— Vid Atlantic Coast	156	20	103	162	16	49,612	5,111	3,886	11,022	2,577
Other Foreign Countries	34	9	6,265	4,007
TOTAL FOREIGN COUNTRIES	218	121	106	304	55	61,979	29,918	3,998	15,413	7,371
Share of Bengal	388	225	148	373	94	1,22,011	45,354	14,878	26,756	18,561
„ Madras	240	20	..	10	..	4,265	1,365	..	995	..
„ Burma	275	599
TOTAL	628	245	148	383	94	1,26,551	47,318	14,873	27,791	18,561

No. 10—continued

ARTICLES, AND COUNTRIES OF CONSIGNMENT; ALSO SHARE OF EACH PROVINCE	QUANTITY					VALUE				
	1930-31	1931-32	1932-33	1933-34	1934-35	1930-31	1931-32	1932-33	1933-34	1934-35
						R	R	R	R	R
<i>Mica—continued</i>										
<i>In splittings (II. B)—</i>	<i>Cwts.</i>	<i>Cwts.</i>	<i>Cwts.</i>	<i>Cwts.</i>	<i>Cwts.</i>					
United Kingdom (including Channel Islands) . . .	160	144	32	2	121	11,194	9,988	3,267	793	25,240
Other British Possessions	242
TOTAL BRITISH EMPIRE	166	144	32	2	121	11,194	9,988	3,267	793	25,482
Germany	82	108	15	12,250	6,321	1,200
Other Foreign Countries . . .	9	8	51	3,570	2,477	4,400
TOTAL FOREIGN COUNTRIES	91	111	15	..	51	15,826	8,798	1,200	..	4,400
<i>Share of Bengal</i>	<i>166</i>	<i>251</i>	<i>47</i>	<i>..</i>	<i>172</i>	<i>23,073</i>	<i>17,328</i>	<i>4,000</i>	<i>..</i>	<i>29,212</i>
„ Bombay	3	4	..	2	..	948	589	..	292	..
„ Madras	88	2,865
„ Burma	134	869	467	501	737
TOTAL	257	255	47	2	172	27,020	18,786	4,467	793	29,949
<i>Total Mica—</i>	<i>Cwts.</i>	<i>Cwts.</i>	<i>Cwts.</i>	<i>Cwts.</i>	<i>Cwts.</i>					
United Kingdom (including Channel Islands) . . .	670	268	74	81	130	75,766	27,393	14,147	13,171	28,816
Ceylon (excluding Maldives).	50	7,590
Other British Possessions	242
TOTAL BRITISH EMPIRE	576	268	74	81	180	75,766	27,393	14,147	13,171	36,648
Germany	109	173	18	1	30	17,658	20,571	1,312	1,072	787
Italy (including Fiume)	1	39	..	141	..	800	12,964	..	3,319	..
Japan	28	11	6,598	3,784
United States of America— Vid Atlantic Coast	156	20	103	102	43	49,012	5,176	3,886	11,022	4,754
Other Foreign Countries	15	22	3,237	2,512
TOTAL FOREIGN COUNTRIES	309	232	121	304	104	77,805	38,711	5,198	15,413	11,837
<i>Share of Bengal</i>	<i>554</i>	<i>476</i>	<i>195</i>	<i>373</i>	<i>266</i>	<i>1,45,084</i>	<i>62,682</i>	<i>18,878</i>	<i>26,796</i>	<i>47,773</i>
„ Bombay	3	4	..	3	..	948	589	..	292	..
„ Madras	328	20	..	10	..	7,130	1,365	..	995	..
„ Burma	409	1,468	467	401	737
TOTAL	885	590	195	385	266	1,53,571	66,104	19,345	28,584	48,510
<i>Oils—</i>										
<i>Animal—</i>										
<i>Fish Oil (II. G) (a)—</i>	<i>Gals.</i>	<i>Gals.</i>	<i>Gals.</i>	<i>Gals.</i>						
United Kingdom (including Channel Islands) . . .	277,482	102,503	163,365	98,510	—	4,08,037	1,33,605	1,78,900	1,00,749	—
Other British Possessions	878	20	11	89	—	1,284	78	24	128	—
TOTAL BRITISH EMPIRE	278,360	102,523	163,376	98,608	—	4,09,321	1,33,673	1,78,924	1,00,877	—
Sweden	6,247	2	—	5,828	10	—
Norway	55,237	58,491	108,422	70,448	—	1,04,574	55,543	75,797	53,891	—
Denmark	4,894	13,630	184,377	31,279	—	11,669	24,138	3,16,768	46,912	—
Germany	17,343	6,083	50,604	102,891	—	15,019	5,214	81,238	1,32,613	—
Netherlands	4,431	..	644	..	—	7,323	..	489	..	—
Belgium	27,555	2,067	—	40,101	3,898	—
Japan	103,066	62,522	509,557	547,393	—	1,26,095	42,222	4,24,165	4,48,964	—
Other Foreign Countries	1,316	739	13,000	5,384	—	1,445	841	7,972	2,278	—
TOTAL FOREIGN COUNTRIES	187,187	142,404	900,412	760,064	—	2,67,025	1,27,958	9,52,407	6,87,506	—

(a) Discontinued and sub-divided into the heads immediately following from 1934-35.

GENERAL IMPORTS

(284)

No. 10—continued

ARTICLES, AND COUNTRIES OF CONSIGNMENT; ALSO SHARE OF EACH PROVINCE	QUANTITY					VALUE				
	1930-31	1931-32	1932-33	1933-34	1934-35	1930-31	1931 ⁻³²	1932-33	1933-34	1934-35
						₹	₹	₹	₹	₹
Oils—continued										
Animal—continued										
Fish Oil (II. G) (a)—continued	Gals.	Gals.	Gals.	Gals.						
Share of Bengal	405,488	190,872	412,318	498,501	—	5,53,743	1,32,847	3,03,030	3,88,023	—
„ Bombay	36,976	18,226	219,917	25,599	—	83,337	18,322	2,01,646	93,700	—
„ Sind	8,270	3,009	113,193	139,563	—	17,676	6,476	1,40,836	1,68,918	—
„ Madras	13,811	22,802	179,964	102,076	—	19,956	35,068	2,73,923	1,17,718	—
„ Burma	1,009	16,018	138,446	92,941	—	1,636	19,324	1,81,906	96,064	—
TOTAL	465,547	244,927	1,063,728	858,672	—	6,76,348	2,01,636	11,81,351	7,88,478	—
Fish or Whale Oil hardened (II.G)*—				Gals.						
TOTAL BRITISH EMPIRE	—	—	—	—	9	—	—	—	—	95
Denmark	—	—	—	—	2,824	—	—	—	—	41,870
Germany	—	—	—	—	4,347	—	—	—	—	61,112
Japan	—	—	—	—	12,107	—	—	—	—	1,25,477
Other Foreign Countries	—	—	—	—	148	—	—	—	—	2,110
TOTAL FOREIGN COUNTRIES	—	—	—	—	19,421	—	—	—	—	2,30,569
Share of Bengal	—	—	—	—	2,066	—	—	—	—	29,621
„ Bombay	—	—	—	—	13,267	—	—	—	—	1,56,642
„ Sind	—	—	—	—	2,916	—	—	—	—	35,063
„ Madras	—	—	—	—	321	—	—	—	—	4,776
„ Burma	—	—	—	—	871	—	—	—	—	11,663
TOTAL	—	—	—	—	19,430	—	—	—	—	2,30,664
Others (II. G)*—				Gals.						
United Kingdom (including Channel Islands)	—	—	—	—	75,259	—	—	—	—	84,068
Ceylon (excluding Maldives)	—	—	—	—	4	—	—	—	—	20
TOTAL BRITISH EMPIRE	—	—	—	—	75,263	—	—	—	—	84,088
Norway	—	—	—	—	14,801	—	—	—	—	11,413
Japan	—	—	—	—	72,528	—	—	—	—	86,287
Other Foreign Countries]	—	—	—	—	2,892	—	—	—	—	3,286
TOTAL FOREIGN COUNTRIES	—	—	—	—	90,161	—	—	—	—	60,986
Share of Bengal	—	—	—	—	147,001	—	—	—	—	1,09,554
„ Bombay	—	—	—	—	8,442	—	—	—	—	11,436
„ Sind	—	—	—	—	1,117	—	—	—	—	1,266
„ Madras	—	—	—	—	1,808	—	—	—	—	2,676
„ Burma	—	—	—	—	7,056	—	—	—	—	10,253
TOTAL	—	—	—	—	165,424	—	—	—	—	1,36,073

(a) Discontinued and subdivided into the heads immediately following from 1934-35.
* Separately recorded from 1934-35.

No. 10—continued

ARTICLES, AND COUNTRIES OF CONSIGNMENT: ALSO SHARE OF EACH PROVINCE	QUANTITY					VALUE				
	1930-31	1931-32	1932-33	1933-34	1934-35	1930-31	1931-32	1932-33	1933-34	1934-35
Oils—continued						R	R	R	R	R
Animal—continued										
Other kinds (II. G)—										
United Kingdom (including Channel Islands)	Gals. 643	Gals. 2,222	Gals. 1,978	Gals. 1,480	Gals. 3,176	2,376	5,190	4,737	4,471	9,556
Commonwealth of Australia	69	70	..
Total British Empire	643	2,222	1,978	1,549	3,176	2,376	5,190	4,737	4,541	9,556
TOTAL FOREIGN COUNTRIES	18	188	1,413	480	496	32	502	1,098	547	1,945
Share of Bengal	186	262	..	1,338	2,776	562	997	..	2,134	8,143
" Bombay	356	333	1,359	354	180	1,227	1,093	2,755	683	209
" Sind	97	94	63	65	276	519	652	921	519	1,327
" Madras	11	1,670	1,321	359	430	100	2,930	1,759	1,682	1,274
" Burma	1	148	13	10	..	20	395	70	51
TOTAL	661	2,360	3,391	2,020	3,072	2,408	5,692	5,880	5,088	11,501
Total Animal Oils—										
United Kingdom (including Channel Islands)	Gals. 278,125	Gals. 104,725	Gals. 165,283	Gals. 99,999	Gals. 78,435	4,10,413	1,38,795	1,33,637	1,05,220	93,634
Other British Possessions	878	25	11	158	13	1,254	105	24	108	115
TOTAL BRITISH EMPIRE	279,003	104,750	165,294	100,157	78,448	4,11,667	1,38,900	1,33,661	1,05,328	93,749
Sweden	6,247	441	895	5,828	371	966
Norway	55,237	58,491	108,422	70,448	14,801	1,04,574	55,543	75,797	58,891	11,413
Denmark	4,894	18,689	184,877	31,279	2,924	11,669	24,138	3,16,768	46,912	41,870
Germany	17,343	7,008	50,736	102,932	5,530	15,019	5,346	81,558	1,32,799	63,637
Netherlands	4,481	..	644	7,323	..	486
Belgium	27,555	2,667	143	40,101	3,308	2,110
Japan	103,984	62,522	509,557	547,393	84,635	1,27,027	42,222	4,24,165	4,48,994	1,61,764
Other Foreign countries	1,316	827	14,287	5,384	1,250	1,445	1,179	8,790	2,278	1,639
TOTAL FOREIGN COUNTRIES	187,205	142,537	901,825	760,544	110,078	2,67,057	1,28,428	9,58,500	6,88,148	2,33,490
Share of Bengal	405,668	191,134	412,218	499,739	151,842	5,54,305	1,33,544	3,63,020	3,90,157	1,40,213
" Bombay	37,342	12,559	221,376	25,946	21,879	84,564	19,415	2,04,401	24,443	1,68,284
" Sind	3,367	3,103	113,256	139,627	4,309	18,194	6,127	1,41,767	1,64,437	38,145
" Madras	13,822	24,472	181,775	102,435	2,559	20,056	38,598	2,75,882	1,19,400	8,634
" Burma	1,099	16,019	138,694	92,964	7,937	1,335	15,344	1,52,301	95,124	31,967
TOTAL	466,208	247,287	1,067,119	860,701	188,526	6,78,754	2,67,328	11,67,161	7,93,561	3,77,238
Essential—										
Synthetic (II. G)—										
United Kingdom (including Channel Islands)	Gals. 41	Gals. 66	Gals. 1,528	Gals. 1,480	Gals. 1,585	3,251	2,230	13,462	35,799	43,171
Other British Possessions	1	1	1	63	2	70	70	120	620	250
TOTAL BRITISH EMPIRE	42	67	1,529	1,543	1,587	3,321	2,300	13,582	36,419	43,421
Germany	804	615	1,573	3,943	5,305	31,455	21,857	73,178	1,48,257	2,00,307
Netherlands	940	989	2,055	3,168	3,248	31,855	36,149	95,850	1,15,249	1,50,889
France	776	839	1,146	1,758	3,030	28,946	32,953	72,339	1,10,672	1,47,601
Switzerland	168	40	240	268	399	9,224	2,424	12,188	27,578	28,981
Other Foreign Countries	6	59	64	434	139	55	3,245	1,319	4,049	3,796
TOTAL FOREIGN COUNTRIES	2,689	2,492	5,077	9,571	12,121	1,01,035	96,628	2,54,874	4,05,800	5,31,724

ARTICLES, AND COUNTRIES OF CONSIGNMENT; ALSO SHARE OF EACH PROVINCE	QUANTITY					VALUE				
	1930-31	1931-32	1932-33	1933-34	1934-35	1930-31	1931-32	1932-33	1933-34	1934-35
						₹	₹	₹	₹	₹
Oils—continued										
Essential—continued										
Synthetic (II. G)—continued										
Share of Bengal	17	1,398	4,353	5,012	..	617	70,815	1,56,138	2,55,280
.. Bombay	2,211	2,004	3,143	2,840	2,559	93,753	91,500	1,70,940	1,58,264	1,42,159
.. Sind	431	455	617	2,936	4,009	4,360	3,686	10,483	60,285	84,204
.. Madras	40	76	1,352	663	762	4,853	2,693	10,488	62,108	58,830
.. Burma	49	7	96	322	466	1,370	432	5,724	15,336	34,672
TOTAL	2,731	2,559	6,606	11,114	18,708	1,04,366	98,028	2,68,456	4,42,120	5,75,145
Natural—										
Almond (II. G)—										
TOTAL BRITISH EMPIRE	10	2	74	214	150	117	40	1,430	3,620	2,508
TOTAL FOREIGN COUNTRIES	1	..	28	82	94	12	15	377	1,189	1,238
Share of Bengal	2	4	3	37	99	56
.. Bombay	46	180	158	17	..	909	2,661	2,199
.. Sind	1	..	7	21	8	40	..	96	433	160
.. Madras	2	2	46	86	66	60	64	732	1,510	1,134
.. Burma	8	..	1	5	9	12	..	33	106	192
TOTAL	11	2	102	296	244	129	61	1,807	4,809	3,741
Bergamot (II. G)—										
United Kingdom (including Channel Islands)	6	28	82	72	..	240	1,901	4,329	3,507
Italy (including Fiume)	15	358	303	6	..	941	12,405	11,005
Other Foreign Countries	10	3	79	191	186	848	306	4,589	9,258	7,268
TOTAL FOREIGN COUNTRIES	10	3	94	549	489	854	306	5,530	21,083	18,333
Share of Bengal	58	437	449	3,645	18,839	10,628
.. Bombay	1	3	48	98	65	120	162	2,765	4,977	3,101
.. Sind	2	15	14	6	..	134	665	558
.. Madras	1	17	12	80	849	486
.. Burma	8	6	14	14	21	648	351	887	662	1,064
TOTAL	10	9	122	631	661	854	546	7,431	25,992	21,840
Cajuputi (II. G) —										
Straits Settlements	1,038	1,189	992	709	1,039	17,455	18,413	14,572	10,636	12,871
Other British Possessions	78	16	85	35	48	1,393	860	1,399	784	976
TOTAL BRITISH EMPIRE	1,116	1,205	1,077	834	1,087	18,848	18,773	15,971	11,420	13,847
TOTAL FOREIGN COUNTRIES	1,113	157	115	171	361	6,725	2,066	1,906	2,401	4,626
Share of Bengal	978	259	147	143	135	4,325	3,379	1,897	1,794	1,453
.. Bombay	381	554	287	294	542	5,881	3,650	4,138	4,003	7,453
.. Sind	39	3	14	67	17	752	51	255	398	295
.. Madras	235	322	32	2	259	3,762	4,733	568	67	3,147
.. Burma	598	224	712	499	495	10,553	4,026	11,018	7,069	6,125
TOTAL	2,220	1,362	1,192	1,005	1,448	25,578	20,839	17,876	18,821	18,473
Camphor (II. G)—										
TOTAL BRITISH EMPIRE	..	1	4	628	562	..	11	56	1,608	1,428
Germany	323	1,950	1,940	1,649	2,541	863	4,405	6,227	3,664	6,442
Netherlands	3,610	2,540	841	287	321	7,133	4,338	1,065	1,030	1,141
Japan	7,724	9,910	9,518	9,322	5,686	23,840	28,174	10,153	18,873	18,008
Other Foreign Countries	3	60	20	185
TOTAL FOREIGN COUNTRIES	11,660	14,415	12,121	11,258	8,608	31,865	36,917	27,045	29,567	20,776

No. 10—continued

ARTICLES AND COUNTRIES OF CONSIGNMENT: ALSO SHARE OF EACH PROVINCE	QUANTITY					VALUE				
	1930-31	1931-32	1932-33	1933-34	1934-35	1930-31	1931-32	1932-33	1933-34	1934-35
						R	R	R	R	R
<i>Oils—continued</i>										
<i>Essential—continued</i>										
<i>Natural—continued</i>										
Camphor (II. G)—continued	Gals.	Gals.	Gals.	Gals.	Gals.					
Share of Bengal	7,207	9,761	7,473	6,933	6,627	17,892	22,326	16,878	13,716	15,245
„ Bombay	4,442	1,630	3,838	4,301	1,783	13,929	14,329	8,613	10,502	4,708
„ Sind	514	201	324	1,292	783	1,292
„ Madras	3	125	461	451	436	20	273	1,250	1,174	1,049
„ Burma	8	..	12	24	..	38
TOTAL	11,660	14,416	12,298	11,886	9,170	81,865	86,928	27,101	25,176	22,204
<i>Cloves (II. G)—</i>	Gals.	Gals.	Gals.	Gals.	Gals.					
TOTAL BRITISH EMPIRE	12	15	37	244	361	561	660	1,143	7,187	9,832
Netherlands	16	..	133	4	184	680	..	3,163	37	5,504
Other Foreign Countries	21	..	50	321	171	773	..	1,826	10,035	5,361
TOTAL FOREIGN COUNTRIES	30	..	183	325	355	1,453	..	4,989	10,072	10,865
Share of Bengal	12	..	48	224	258	517	..	1,775	6,596	7,528
„ Bombay	13	..	195	212	350	498	..	2,893	6,869	10,332
„ Sind	6	..	16	54	22	147	..	467	1,665	699
„ Madras	13	14	26	56	54	602	621	810	1,470	1,329
„ Burma	5	1	5	23	32	250	45	187	719	902
TOTAL	48	15	220	569	710	2,014	669	6,132	17,209	20,787
<i>Dill (II. G)—</i>	Gals.	Gals.	Gals.	Gals.	Gals.					
United Kingdom (including Channel Islands)	21
TOTAL FOREIGN COUNTRIES	2	7	..	154	301	23
Share of Bombay	2	135
„ Sind	7	301	23
„ Madras	19
„ Burma	21
TOTAL	2	7	..	175	301	23
<i>Eucalyptus (II. G)—</i>	Gals.	Gals.	Gals.	Gals.	Gals.					
United Kingdom (including Channel Islands)	223	542	675	1,110	1,477	5,203	13,632	13,126	22,691	20,734
Commonwealth of Australia	915	470	945	1,228	1,008	9,272	4,409	7,167	9,978	7,701
Other British Possessions	3	27	45	12	1	74	981	419	46	20
TOTAL BRITISH EMPIRE	1,141	1,045	1,665	2,350	2,546	14,549	19,022	20,712	20,715	37,455
TOTAL FOREIGN COUNTRIES	42	91	235	163	110	1,005	798	846	800	591
Share of Bengal	551	416	561	1,133	1,433	5,243	4,834	6,720	13,762	17,203
„ Bombay	168	426	542	473	699	4,991	12,349	8,722	11,093	15,016
„ Sind	2	77	267	195	267	142	924	2,124	2,173	2,680
„ Madras	87	35	102	60	57	937	393	1,017	416	442
„ Burma	375	182	428	652	130	4,241	1,770	2,964	3,247	2,106
TOTAL	1,183	1,136	1,900	2,513	2,650	15,554	20,600	21,557	80,681	38,046
<i>Lavender (II. G)—</i>	Gals.	Gals.	Gals.	Gals.	Gals.					
United Kingdom (including Channel Islands)	1	6	27	108	139	141	254	1,712	7,990	8,609
Germany	2	..	10	134	50	173	..	599	10,287	5,368
Netherlands	12	7	89	90	121	802	389	3,590	9,302	9,481
France	15	..	78	609	551	1,403	..	8,865	31,756	37,491
Switzerland	1	14	17	81	718	1,406
TOTAL FOREIGN COUNTRIES	29	7	178	853	745	2,438	389	8,135	43,062	53,694
Share of Bengal	6	1	135	725	675	525	33	6,233	43,867	41,473
„ Bombay	6	6	54	199	210	324	330	3,493	19,410	16,070
„ Sind	2	1	6	10	12	110	84	437	727	869
„ Madras	3	..	5	24	45	292	..	294	1,816	2,346
„ Burma	14	5	5	3	42	1,328	196	240	203	2,446
TOTAL	30	13	206	961	884	2,570	643	9,847	67,662	62,203

GENERAL IMPORTS

(286)

No. 10—continued

ARTICLES, AND COUNTRIES OF CONSIGNMENT; ALSO SHARE OF EACH PROVINCE	QUANTITY					VALUE				
	1930-31	1931-32	1932-33	1933-34	1934-35	1930-31	1931-32	1932-33	1933-34	1934-35
						₹	₹	₹	₹	₹
Oils—continued										
<i>Essential—continued</i>										
<i>Synthetic (II. G)—continued</i>										
<i>Share of Bengal . . .</i>	..	17	1,398	4,353	5,012	..	617	70,815	1,56,138	2,55,280
<i>„ Bombay . . .</i>	2,211	2,004	3,143	2,540	2,559	93,753	91,500	1,70,940	1,58,264	1,42,159
<i>„ Sind . . .</i>	431	455	617	2,936	4,909	4,350	3,685	10,483	60,285	84,204
<i>„ Madras . . .</i>	40	76	1,352	663	762	4,853	2,693	10,488	62,106	58,830
<i>„ Burma . . .</i>	49	7	96	322	466	1,370	432	5,724	15,326	34,672
TOTAL	2,731	2,559	6,606	11,114	18,708	1,04,356	98,928	2,68,456	4,42,129	5,76,145
Natural—										
Almond (II. G)—										
TOTAL BRITISH EMPIRE	10	2	74	214	150	117	49	1,430	3,020	2,508
TOTAL FOREIGN COUNTRIES	1	..	28	82	94	12	15	877	1,189	1,238
<i>Share of Bengal . . .</i>	2	4	3	37	99	56
<i>„ Bombay . . .</i>	46	180	158	17	..	909	2,661	2,199
<i>„ Sind . . .</i>	1	..	7	21	8	40	..	96	433	160
<i>„ Madras . . .</i>	2	2	46	86	66	60	64	732	1,510	1,134
<i>„ Burma . . .</i>	8	..	1	5	9	12	..	33	106	192
TOTAL	11	2	102	296	244	129	64	1,807	4,809	3,741
Bergamot (II. G)—										
United Kingdom (including Channel Islands)	..	6	28	82	72	..	240	1,901	4,320	3,507
Italy (including Fiume)	15	358	303	0	..	941	12,405	11,065
Other Foreign Countries	10	3	79	191	186	848	306	4,589	9,258	7,208
TOTAL FOREIGN COUNTRIES	10	3	94	549	489	854	306	5,530	21,088	18,338
<i>Share of Bengal . . .</i>	58	487	449	3,645	18,839	16,628
<i>„ Bombay . . .</i>	1	3	43	98	65	120	163	2,765	4,977	3,104
<i>„ Sind . . .</i>	2	15	14	6	..	134	665	558
<i>„ Madras . . .</i>	1	17	12	80	849	486
<i>„ Burma . . .</i>	8	6	14	14	21	648	354	887	682	1,054
TOTAL	10	9	122	631	501	854	540	7,431	25,992	21,840
Cajuputi (II. G) —										
Straits Settlements	1,038	1,180	992	799	1,039	17,465	18,413	14,572	10,636	12,871
Other British Possessions	78	16	85	35	48	1,393	980	1,300	784	976
TOTAL BRITISH EMPIRE	1,116	1,205	1,077	834	1,087	18,848	18,773	15,971	11,420	13,847
TOTAL FOREIGN COUNTRIES	1,113	157	116	171	861	6,725	2,066	1,906	2,401	4,620
<i>Share of Bengal . . .</i>	978	259	147	143	135	4,325	3,379	1,897	1,794	1,453
<i>„ Bombay . . .</i>	331	554	287	294	542	5,381	8,650	4,138	4,003	7,453
<i>„ Sind . . .</i>	39	3	14	67	17	752	51	255	898	296
<i>„ Madras . . .</i>	235	322	32	2	259	3,762	4,733	568	57	3,147
<i>„ Burma . . .</i>	596	224	712	499	495	10,553	4,026	11,018	7,669	6,125
TOTAL	2,220	1,362	1,192	1,005	1,448	25,573	20,839	17,876	18,821	18,473
Campher (II. G)—										
TOTAL BRITISH EMPIRE	..	1	4	628	562	..	11	56	1,008	1,428
Germany	323	1,950	1,940	1,649	2,541	863	4,405	6,227	3,664	6,442
Netherlands	3,610	2,540	841	287	321	7,193	4,338	1,665	1,030	1,141
Japan	7,724	9,010	9,518	9,322	5,686	23,849	28,174	10,153	18,873	18,008
Other Foreign Countries	3	60	20	185
TOTAL FOREIGN COUNTRIES	11,660	14,415	12,121	11,258	8,608	31,865	36,917	27,045	23,567	20,776

No. 10—continued

ARTICLES, AND COUNTRIES OF CONSIGNMENT; ALSO SHARE OF EACH PROVINCE	QUANTITY					VALUE				
	1930-31	1931-32	1932-33	1933-34	1934-35	1930-31	1931-32	1932-33	1933-34	1934-35
						R	R	R	R	R
Oils—continued										
Essential—concluded										
Natural—concluded										
Other sorts (II. G)—continued	Gals.	Gals.	Gals.	Gals.	Gals.					
Germany	3,043	3,146	2,809	1,278	931	1,72,632	1,10,109	1,50,166	45,255	42,760
Netherlands	8,950	8,810	2,984	1,013	1,650	1,71,768	1,34,852	1,24,406	51,558	51,056
Belgium	176	..	28	8	..	5,165	..	1,587	82	..
Franco	2,226	2,050	1,893	726	688	91,584	66,086	1,06,689	57,193	54,707
Switzerland	219	120	240	52	128	18,012	13,119	21,070	3,986	6,483
Italy (including Fiume)	547	557	573	198	179	26,744	19,682	21,087	6,644	6,128
Java	178	281	239	519	1,305	3,608	5,336	4,431	7,298	15,652
China (exclusive of Hong- kong and Macao)	746	994	1,443	840	524	9,890	10,143	18,726	7,371	4,010
Japan	204	343	65	29	150	2,514	10,484	922	823	1,407
United States of America— Via Atlantic Coast	113	158	74	206	8,023	2,212	5,810	687	1,040	18,000
Other Foreign Countries	9	37	..	175	64	607	895	3	1,041	2,112
TOTAL FOREIGN COUNTRIES	12,319	12,306	10,337	5,644	13,741	5,04,788	4,24,000	4,45,314	1,81,600	2,01,140
Share of Bengal	14,938	12,630	12,191	5,677	11,722	5,11,335	3,75,332	4,30,329	1,33,380	1,54,337
" <i>Bombay</i>	5,519	5,473	4,733	5,668	9,983	1,26,744	1,40,791	1,09,417	1,12,367	1,43,232
" <i>Sind</i>	1,474	1,363	578	1,301	1,513	27,692	33,453	17,716	25,805	26,406
" <i>Madras</i>	1,948	3,419	2,567	2,080	1,847	79,659	78,315	63,645	45,791	36,568
" <i>Burma</i>	627	665	552	622	1,345	18,376	13,963	14,210	12,886	21,434
TOTAL	24,761	22,945	20,921	15,548	20,410	7,63,656	6,40,869	6,26,817	3,84,999	3,82,317
Total Essential Oils—	Gals.	Gals.	Gals.	Gals.	Gals.					
United Kingdom (including Channel Islands)	4,991	5,144	7,576	7,850	10,203	1,82,111	1,73,891	1,60,845	1,02,372	2,40,031
Ceylon (excluding Maldives)	6,258	5,977	5,349	5,281	6,430	94,824	70,552	71,007	61,774	61,564
Straits Settlements	1,041	1,285	1,279	980	1,865	17,743	22,238	23,873	13,664	21,185
Hongkong	2,797	1,063	1,056	1,595	1,103	44,378	11,418	10,244	14,266	10,140
Commonwealth of Australia	977	432	980	1,258	1,683	13,782	5,175	8,687	8,307	9,051
Other British Possessions	11	597
TOTAL BRITISH EMPIRE	16,075	13,951	16,220	16,065	20,750	3,58,435	2,92,200	2,74,156	2,89,023	3,42,571
Germany	5,279	5,919	6,653	7,622	9,230	2,12,544	1,54,360	2,44,038	2,28,504	2,60,782
Netherlands	9,568	7,384	6,173	5,602	5,806	2,20,900	1,77,684	2,36,111	1,92,601	2,32,322
Belgium	175	70	28	84	60	5,165	3,300	1,587	949	783
Franco	3,070	4,602	3,205	3,297	4,479	1,28,317	1,38,213	1,88,662	2,08,256	2,48,603
Switzerland	389	160	482	350	572	27,310	15,543	33,454	33,049	37,725
Italy (including Fiume)	747	692	686	1,054	1,008	33,347	22,987	25,028	30,185	29,088
Java	281	418	364	613	1,460	5,499	7,019	6,205	8,078	10,022
China (exclusive of Hong- kong and Macao)	775	994	1,557	920	621	10,694	10,143	15,267	8,521	5,302
Japan	9,025	11,429	11,527	11,671	7,357	69,295	92,634	78,952	79,967	49,884
United States of America— Via Atlantic Coast	140	162	139	232	8,049	5,057	6,196	2,257	2,108	20,432
" <i>Pacific</i>	8
Other Foreign Countries	27	50	46	183	221	1,257	635	900	1,298	5,074
TOTAL FOREIGN COUNTRIES	29,485	31,880	30,029	31,623	38,908	7,14,304	6,28,112	8,33,370	7,93,761	9,10,323
Share of Bengal	24,178	23,361	22,505	20,636	26,931	5,62,489	4,18,364	5,66,613	4,23,206	6,36,669
" <i>Bombay</i>	14,139	14,409	14,448	16,310	17,936	2,91,294	3,22,185	3,58,381	3,34,361	3,86,574
" <i>Sind</i>	2,902	3,067	3,254	5,377	8,159	67,307	55,991	59,013	1,10,400	1,43,240
" <i>Madras</i>	2,694	3,353	4,799	3,843	3,916	1,01,125	95,419	87,346	1,21,102	1,18,164
" <i>Burma</i>	1,737	1,141	2,143	2,427	2,776	45,614	27,922	46,165	33,816	74,818
TOTAL	46,560	46,931	47,149	48,503	59,718	10,67,829	9,20,381	11,07,526	10,89,884	12,58,863

No. 10—continued

ARTICLES, AND COUNTRIES OF CONSIGNMENT; ALSO SHARE OF EACH PROVINCE	QUANTITY					VALUE				
	1930-31	1931-32	1932-33	1933-34	1934-35	1930-31	1931-32	1932-33	1933-34	1934-35
						R	R	R	R	R
Oils—continued										
<i>Mineral—continued</i>										
Kerosene (in tins) (II. G)—	Gals.	Gals.	Gals.	Gals.	Gals.	Gals.	R	R	R	R
Straits Settlements	3,250	6,704	..	12	684,005	2,437	2,150	..	9	4,09,852
Other British Possessions . . .	147	9	432	234	359	106	4	244	126	202
TOTAL BRITISH EMPIRE	3,397	6,713	432	246	684,364	2,543	2,154	244	135	4,70,054
Germany	4	..	46,209	1	..	13,799
Iran	128,335	1,039,535	260,250	201,875	141,200	84,701	4,76,620	2,01,889	1,02,630	90,820
United States of America— Via Atlantic Coast	8,343,331	2,856,777	970,678	1,227,207	557,001	68,01,220	24,96,763	7,53,789	9,01,041	4,07,642
„ Pacific „	1,673,104	4,702,858	12,20,753	39,69,516
Other Foreign Countries	16	3,531	43	231	326	17	1,808	23	167	132
TOTAL FOREIGN COUNTRIES	10,144,786	8,602,606	1,230,085	1,519,313	744,736	81,06,691	69,44,712	9,55,202	10,93,644	5,72,393
<i>Share of Bengal</i>	<i>4,293,329</i>	<i>4,883,949</i>	<i>39,207</i>	<i>372</i>	<i>555</i>	<i>34,55,936</i>	<i>44,31,963</i>	<i>41,391</i>	<i>300</i>	<i>474</i>
„ Bombay	2,047,627	962,379	576	82,792	123,012	14,40,808	6,80,176	359	60,558	92,887
„ Sind	1,349,818	1,507,098	260,530	333,127	161,891	11,08,613	5,10,864	2,01,603	2,31,811	1,12,661
„ Madras	1,644,852	463,877	253,065	126,250	207,632	14,36,755	4,12,186	1,90,142	67,426	1,11,326
„ Burma	812,057	772,106	678,045	977,108	936,979	6,67,122	6,11,677	5,21,951	7,43,884	6,64,899
TOTAL	10,148,183	8,609,409	1,231,423	1,519,559	1,420,100	81,09,284	69,46,866	9,55,440	10,93,970	6,82,447
Total Kerosene—	Gals.	Gals.	Gals.	Gals.	Gals.	Gals.	R	R	R	R
Straits Settlements	435,929	15,154	..	12	684,005	2,19,785	9,089	..	9	4,60,852
British Borneo	1,724,575	9,16,180
Other British Possessions	147	9	438	234	359	106	4	244	126	202
TOTAL BRITISH EMPIRE	436,076	15,163	438	246	2,408,939	2,19,841	9,093	244	135	13,86,234
U. S. S. R.— Southern	47,014,425	41,460,969	40,303,527	38,234,358	49,862,835	2,42,04,936	1,84,70,416	1,63,61,841	1,50,18,305	1,47,64,737
Germany	4	..	90,267	1	..	29,690
Roumania	882,766	6,267,374	9,974,399	2,787,745	..	5,51,722	23,12,827	28,13,136	9,06,936
Iran	18,213,874	18,551,926	6,559,155	261,875	6,769,526	85,65,309	95,46,076	38,71,452	1,92,636	30,12,118
Sumatra	765,672	1,697,500	9,576,493	2,27,309	10,67,519	41,52,223
Java	4,216,888	1,422,981	18,44,837	2,04,709
Borneo (Dutch)	4,416,867	1,309,977	..	20,12,899	5,76,602
Celebes and other Islands	11,038,746	..	1,313,023	60,93,736	..	8,20,638
Reunlon	1,467,088	8,00,772	..
United States of America— Via Atlantic Coast	10,595,428	15,367,634	8,608,073	2,264,949	835,596	1,30,75,313	86,92,264	17,42,512	13,48,047	5,44,211
„ Pacific „	1,694,765	4,994,383	66,636	..	22,500	12,38,982	41,59,328	35,860	..	9,774
Other Foreign Countries	16	222	18	231	326	17	150	11	167	132
TOTAL FOREIGN COUNTRIES	98,457,254	85,674,757	50,493,477	58,147,373	66,237,216	5,81,78,293	4,88,32,850	2,53,72,251	2,26,72,419	2,46,81,132
<i>Share of Bengal</i>	<i>25,340,141</i>	<i>30,570,760</i>	<i>17,194,102</i>	<i>19,689,780</i>	<i>21,965,200</i>	<i>1,41,73,463</i>	<i>1,51,31,237</i>	<i>65,54,799</i>	<i>84,50,632</i>	<i>62,39,844</i>
„ Bombay	32,329,570	26,181,357	22,850,832	20,293,294	23,237,778	1,67,40,139	1,34,47,868	93,21,306	49,43,365	82,16,472
„ Sind	22,844,423	18,869,259	7,772,423	9,601,106	10,061,099	1,10,67,266	86,04,805	32,97,364	39,55,637	43,55,778
„ Madras	17,567,934	9,296,438	10,993,508	7,586,331	12,506,099	1,07,45,145	55,46,356	56,77,062	45,78,936	65,99,373
„ Burma	812,057	772,106	678,045	977,108	936,979	6,67,122	6,11,677	5,21,951	7,43,884	6,64,899
TOTAL	98,898,330	85,689,920	59,493,915	58,147,619	68,646,155	5,38,08,134	4,33,41,943	2,53,72,495	2,26,72,554	2,60,67,306
Lubricating oils—	Gals.	Gals.	Gals.	Gals.	Gals.	Gals.	R	R	R	R
Batching oils (II. G)— United Kingdom (including Channel Islands)	2,457	58,757	1,005,598	3,604	31,814	6,83,079
Straits Settlements	210	265	..
TOTAL BRITISH EMPIRE	2,457	58,967	1,005,598	3,604	32,079	6,83,079
Germany	5,526	..	43,740	..	1,141	4,057	..	33,761	..	683
Belgium	39,513	131,083	20,260	70,090	..
Borneo (Dutch)	4,611,038	3,479,344	3,404,361	1,363,774	1,766,717	25,94,188	16,57,130	18,18,882	6,94,404	7,64,266
Japan	23,800	8,850
United States of America— Via Atlantic Coast	6,005,136	9,990	4,798,594	5,464,935	5,508,298	33,30,960	11,409	28,69,826	26,40,658	25,54,670
„ Pacific „	2,546,599	3,416,606	596,068	356,075	1,634	12,86,176	17,39,034	2,08,018	1,55,767	774
Other Foreign Countries	45	40
TOTAL FOREIGN COUNTRIES	13,786,244	6,905,940	8,810,476	7,310,917	7,351,090	72,21,421	87,07,578	50,16,742	34,06,079	33,10,143

GENERAL IMPORTS

(292)

No. 10—continued

ARTICLES, AND COUNTRIES OF CONSIGNMENT; ALSO SHARE OF EACH PROVINCE	QUANTITY					VALUE				
	1930-31	1931-32	1932-33	1933-34	1934-35	1930-31	1931-32	1932-33	1933-34	1934-35
<i>Cils—continued</i>						R	R	R	R	R
<i>Mineral—continued</i>										
<i>Lubricating Oils—continued</i>										
<i>Batching Oil (II. G)—contd.</i>	Gals.	Gals.	Gals.	Gals.	Gals.					
<i>Share of Bengal . . .</i>	13,747,493	6,896,820	3,319,476	7,369,673	8,955,574	72,07,858	36,96,758	60,16,742	34,98,791	40,01,768
<i>" Bombay . . .</i>	24,208	9,120	..	1	..	17,167	10,815	..	2	..
<i>" Sind . . .</i>	1,100	454
<i>" Madras . . .</i>	310	265	..
TOTAL	13,771,701	6,905,940	3,319,476	7,369,884	8,956,683	72,25,025	37,07,573	60,16,742	34,99,069	40,02,222
<i>Other Lubricating oils (II. G)—</i>	Gals.	Gals.	Gals.	Gals.	Gals.					
United Kingdom (including Channel Islands) . . .	1,133,276	1,514,518	1,638,948	2,348,451	2,067,108	10,87,067	26,70,959	20,80,691	25,54,908	23,13,006
Ceylon (including Maldives). . .	2,476	7,904	10,531	9,338	9,946	3,247	13,641	17,110	18,297	12,225
Straits Settlements . . .	21,462	21,064	2,301	2,338	9,273	23,773	27,044	3,820	4,783	18,557
Other British Possessions . . .	420	987	210	645	644	553	1,190	878	872	1,485
TOTAL BRITISH EMPIRE	1,167,634	1,544,423	1,651,990	2,360,970	2,087,029	20,19,640	27,13,684	21,10,908	25,78,360	23,45,272
U. S. S. R.—Southern	75,802	18,006
Germany . . .	189,671	38,195	181,546	152,385	132,103	1,46,655	57,233	2,29,531	1,42,021	1,80,217
Netherlands . . .	135,729	83,046	3,133	88	315	1,17,277	76,764	3,802	222	480
Belgium . . .	1,403	16,617	122,735	36,245	61,421	1,870	14,942	9,29,161	64,902	78,965
Iran . . .	11,430	1,160	9,378	8,273	17,709	25,634	2,861	10,785	17,532	29,207
Sumatra	313,379	240,016	420,373	2,15,448	1,20,007	1,70,777
Borneo (Dutch) . . .	315,600	243,533	1,85,039	1,40,075
Celebes and other Islands . . .	846,947	61,736
Siam . . .	141	435	..	2,520	30	231	852	..	5,058	34
Japan . . .	35,680	694	1,693	9,323	15,329	76,126	1,688	2,503	10,803	11,869
United States of America—Vid Atlantic Coast . . .	8,827,619	6,357,946	5,601,300	6,603,686	6,590,044	99,57,010	75,73,165	70,77,451	64,38,926	60,07,198
" Pacific " . . .	981,652	849,482	493,498	1,481,291	963,519	3,95,474	4,87,300	3,17,536	6,09,444	5,73,685
Other Foreign Countries . . .	3,022	632	270	2,405	3,164	6,200	1,241	888	2,341	4,141
TOTAL FOREIGN COUNTRIES	10,751,694	7,596,643	6,802,784	8,435,137	8,204,047	1,09,73,207	83,64,211	88,44,800	76,01,011	71,46,469
<i>Share of Bengal . . .</i>	4,930,514	2,675,049	2,937,562	4,423,039	4,291,832	41,60,686	36,36,166	30,86,469	32,38,313	33,38,444
<i>" Bombay . . .</i>	3,252,695	2,388,204	2,338,533	2,830,574	3,060,912	35,67,773	34,51,986	33,36,191	29,02,729	33,08,927
<i>" Sind . . .</i>	1,292,602	1,002,868	1,076,841	1,685,964	1,147,667	22,06,634	18,67,328	16,36,481	17,63,873	12,05,449
<i>" Madras . . .</i>	1,851,651	1,202,398	1,181,135	1,365,613	1,367,965	19,28,507	13,46,190	21,04,139	12,80,372	10,39,006
<i>" Burma . . .</i>	581,866	378,547	481,155	590,917	422,630	11,29,308	7,96,175	7,92,438	8,74,084	5,99,914
TOTAL	11,909,328	9,141,066	8,454,774	10,796,107	10,291,076	1,29,92,007	1,10,77,845	1,00,55,708	1,01,79,371	94,91,735
<i>Petroleum, dangerous, flashing below 76° F., including petrol, benzine and benzol (II. G)—</i>	Gals.	Gals.	Gals.	Gals.	Gals.					
Straits Settlements . . .	1,384,105	120	236	8,87,284	210	468
Other British Possessions . . .	46	157	279	361	1,067	198	225	1,098	374	2,446
TOTAL BRITISH EMPIRE	1,384,151	157	279	471	1,302	8,87,482	225	1,098	584	2,914
U. S. S. R.—Southern	812,907	1,300,862	881,783	2,32,113	3,26,216	2,20,446
Germany	717,706	1,100	59,730	4,26,108	2,800	62,105
Belgium	214	90,801	674	70,791
Iran . . .	272,000	590,000	206,320	298,040	414,208	2,46,500	3,47,624	1,86,977	2,60,100	3,75,371
Sumatra	1,669,747	1,691,705	10,140	11,47,951	9,42,239	2,040	..
Dutch New Guinea	790,265	1,231,702	10,37,223	16,15,720
Java	482,724	2,37,782
United States of America—Vid Atlantic Coast . . .	1,614,755	8,822	30,733	..	35,440	15,08,042	9,682	48,377	..	32,477
" Pacific " . . .	5,564,332	9,882,381	46,16,359	79,37,602
Other Foreign Countries . . .	1,073	204	517	48	10	1,865	100	717	60	9
TOTAL FOREIGN COUNTRIES	7,452,210	12,741,419	5,116,454	1,605,413	1,481,972	63,72,787	1,04,80,222	36,86,118	6,93,469	7,61,199

No. 10—continued

ARTICLES, AND COUNTRIES OF CONSIGNMENT; ALSO SHARE OF EACH PROVINCE	QUANTITY					VALUE				
	1930-31	1931-32	1932-33	1933-34	1934-35	1930-31	1931-32	1932-33	1933-34	1934-35
Oils—continued										
Mineral—continued										
Petroleum, dangerous, flashing below 76°F., including petrol, benzene and benzol (II. G)— continued	Gals.	Gals.	Gals.	Gals.	Gals.	Rs.	Rs.	Rs.	Rs.	Rs.
Share of Bengal	3,228,780	6,174,676	492,840	9,732	1,210	20,98,502	39,17,078	2,88,432	3,670	2,971
„ Bombay	719,698	2,930,810	2,800,293	1,300,914	882,036	4,05,187	18,48,588	12,95,674	3,25,578	2,20,749
„ Sind	1,967,254	1,682,160	671,861	293,040	599,761	15,62,029	12,36,316	5,86,263	2,66,100	5,29,794
„ Madras	2,915,243	2,013,931	1,221,702	2,000	6	31,85,461	36,77,863	16,15,722	3,313	35
„ Burma	5,386	..	37	198	262	9,100	2	126	412	564
TOTAL	8,836,861	12,741,576	6,116,733	1,605,884	1,483,274	72,60,260	1,01,80,447	36,86,216	6,04,073	7,54,118
Paints, solutions and composi- tions, dangerous, flashing below 76°F. (II. G)—	Gals.	Gals.	Gals.	Gals.	Gals.					
United Kingdom (including Channel Islands)	5,804	5,320	11,095	30,425	37,305	54,091	46,113	1,03,985	2,26,749	2,92,559
Other British Possessions	85	39	194	133	330	347	226	1,299	479	930
TOTAL BRITISH EMPIRE	5,889	5,359	11,289	30,558	37,635	54,438	46,339	1,05,284	2,27,228	2,93,489
Germany	2,576	4,735	6,331	4,252	4,880	24,380	38,865	46,489	36,694	44,971
France	1	368	206	199	154	79	5,382	4,559	5,346	3,427
United States of America—										
Via Atlantic Coast	9,503	23,012	17,622	44,458	69,287	58,687	1,23,970	1,08,392	2,08,552	2,99,007
„ Pacific „	269	131	186	109	52	2,174	1,465	1,906	901	283
Other Foreign Countries	7	227	362	511	372	69	2,145	1,670	2,990	1,097
TOTAL FOREIGN COUNTRIES	12,366	28,473	24,707	49,529	68,746	85,389	1,71,817	1,63,018	2,54,489	3,49,685
Share of Bengal	7,712	28,032	32,930	86,257	1,80,208	2,47,644
„ Bombay	18,245	32,993	25,873	48,343	70,007	1,39,327	2,12,952	1,80,714	2,80,182	3,79,030
„ Sind	839	2,411	3,712	3,443	..	5,994	21,329	21,327	23,500
TOTAL	18,245	33,832	35,998	80,087	106,380	1,39,827	2,18,156	2,68,300	4,81,717	6,43,174
White Oils (II. G)—	Gals.	Gals.	Gals.	Gals.	Gals.					
United Kingdom (including Channel Islands)	805	776	102,615	501	45	713	758	97,474	918	89
Germany	900,944	709,886	569,456	279,791	196,641	7,41,868	5,21,029	4,25,806	1,64,679	1,10,095
Belgium	166,787	183,800	125,709	69,854	43,719	1,38,949	94,159	92,610	89,758	23,340
Japan	5,060	1,085	902	5,108	606	532
United States of America—										
Via Atlantic Coast	190,367	45	..	825	1,198	2,19,975	59	..	2,046	919
„ Pacific „	16	14
Other Foreign Countries	3,962	1,778	98	1,428	823	2,853	3,159	148	957	229
TOTAL FOREIGN COUNTRIES	1,267,060	845,509	700,328	352,978	242,707	11,08,145	6,19,336	5,23,252	2,07,940	1,85,120
Share of Bengal	733,719	583,052	615,519	210,711	117,116	6,47,953	4,09,478	4,62,356	1,18,784	60,910
„ Bombay	330,899	199,277	164,897	110,898	110,610	2,58,249	1,38,071	1,33,878	68,255	62,375
„ Sind	15,584	8,308	16,833	21,241	11,068	15,529	7,360	19,413	16,640	9,525
„ Madras	22	..	58	..	44	63	..	743	..	67
„ Burma	137,141	69,648	4,591	10,539	4,104	1,42,065	66,165	5,036	6,179	2,341
TOTAL	1,267,965	846,285	802,938	353,479	242,842	11,08,858	6,20,661	6,20,726	2,03,858	1,85,218

ARTICLES, AND COUNTRIES OF CONSIGNMENT; ALSO SHARE OF EACH PROVINCE	QUANTITY					VALUE				
	1930-31	1931-32	1932-33	1933-34	1934-35	1930-31	1931-32	1932-33	1933-34	1934-35
<i>Oils—continued</i>										
<i>Mineral—continued</i>										
Other kinds (II. G)—										
United Kingdom (including Channel Islands)	Gals. 277,450	Gals. 98,552	Gals. 331,280	Gals. 215,030	Gals. 119,558	₹ 4,87,128	₹ 1,68,914	₹ 4,41,728	₹ 1,43,025	₹ 1,58,518
Ceylon (excluding Maldives)	9,149	6,262	141	262	381	9,107	11,825	154	84	558
Straits Settlements	191,897	68,081	1,196	553	129	64,084	27,953	3,834	571	147
Other British Possessions	177	1,013	112	169	36	201	886	103	210	88
TOTAL BRITISH EMPIRE	478,173	178,908	332,736	216,064	120,104	5,60,470	2,09,578	4,45,314	1,43,506	1,59,311
Germany	44,076	10,994	8,530	23,950	25,714	74,597	18,594	18,508	23,781	34,719
Roumania	3,275,864	2	8,88,439	4
Netherlands	149	7,458	1,099	10	2,127	405	14,268	5,018	73	4,821
Belgium	10,203	3,056	2,103	12,271	26,218	17,847	4,772	3,173	13,390	16,088
Sumatra	255,665	1,27,832	..
Borneo (Dutch)	248,902	6,048	1,10,549	10,289
Korea	18,145	31,378
United States of America—										
Via Atlantic Coast	632,038	238,577	171,875	167,988	162,957	8,52,504	3,07,418	2,25,524	1,55,213	1,51,868
" Pacific "	1,515	725	12,187	40,055	221	1,603	790	12,567	24,149	304
Other Foreign Countries	10,405	2,676	3,584	6,736	4,812	15,810	3,248	3,800	8,820	5,055
TOTAL FOREIGN COUNTRIES	905,438	369,534	199,378	3,782,539	222,051	11,04,693	3,59,379	2,64,253	11,91,697	2,12,354
Share of Bengal	652,871	153,463	161,655	2,538,824	152,941	6,89,987	2,47,743	1,98,734	8,79,218	1,66,697
" Bombay	299,025	83,820	63,003	45,138	104,986	4,43,321	1,03,112	92,363	56,174	95,690
" Sind	88,180	11,883	245,988	1,362,726	31,371	1,80,158	19,054	3,10,574	3,35,269	50,818
" Madras	182,589	86,810	55,070	46,192	43,967	1,90,742	93,954	63,912	54,843	49,800
" Burma	220,941	107,466	17,297	5,723	4,190	1,60,955	1,05,094	43,994	10,089	8,651
TOTAL	1,443,606	443,442	532,113	3,998,603	342,155	16,65,163	5,68,957	7,09,567	15,35,203	3,71,665
Total Mineral Oils—	Gals.	Gals.	Gals.	Gals.	Gals.					
United Kingdom (including Channel Islands)	1,551,717	1,810,727	2,099,506	2,734,927	3,863,366	25,57,478	29,21,743	27,30,620	29,91,820	34,56,038
Ceylon (excluding Maldives)	11,627	14,166	10,672	9,012	204,305	12,358	25,366	17,273	18,488	44,002
Straits Settlements	7,135,191	2,312,991	80,888	174,915	904,456	22,19,712	5,15,263	25,504	53,874	5,51,181
British Borneo	15,014,721	12,340,894	13,336,903	14,566,124	16,423,424	30,47,333	24,66,195	25,29,003	26,77,305	34,29,103
Other British Possessions	682	1,089	573	896	1,020	1,101	2,302	1,767	1,589	2,510
TOTAL BRITISH EMPIRE	23,713,938	10,480,767	15,528,542	17,485,874	21,396,572	78,37,980	59,30,869	53,13,203	57,43,076	74,82,889
U. S. S. R.—										
Northern	46	145	..
Southern	46,014,425	31,460,969	45,415,355	42,494,004	45,157,235	2,42,04,936	1,84,70,416	1,72,89,005	1,68,80,030	1,51,16,709
Germany	1,149,114	772,323	1,751,576	461,487	510,476	9,91,960	6,39,862	12,96,040	3,99,975	4,62,380
Netherlands	138,752	90,521	4,292	316	2,729	1,19,678	90,140	9,527	2,173	5,562
Belgium	177,438	153,373	290,061	248,678	223,210	1,58,715	1,18,873	10,51,241	1,84,569	180,691
France	2,787	370	398	1,663	196	7,841	5,396	5,500	6,830	3,956
Roumania	..	1,851,110	11,817,480	21,793,367	8,952,308	..	7,27,069	34,27,669	51,99,495	8,98,386
Iran	94,179,473	88,181,440	72,342,325	62,933,550	90,629,612	2,30,41,208	2,36,58,547	1,07,34,744	1,22,37,406	1,86,47,147
Sumatra	846,330	3,193,775	4,435,477	2,203,411	9,995,836	2,01,334	14,36,428	10,62,192	13,43,998	43,23,000
Java	5,798	1,233	422,973	4,218,026	1,424,030	6,561	1,237	2,38,023	18,46,299	2,90,232
Borneo (Dutch)	14,365,658	30,072,469	15,992,835	16,281,254	13,421,586	51,30,435	66,89,755	43,74,233	32,05,002	29,87,550

No. 10—continued

ARTICLES, AND COUNTRIES OF CONSIGNMENT; ALSO SHARE OF EACH PROVINCE	QUANTITY					VALUE				
	1930-31	1931-32	1932-33	1933-34	1934-35	1930-31	1931-32	1932-33	1933-34	1934-35
						₹	₹	₹	₹	₹
Oils—continued										
Mineral—concluded										
Total Mineral Oils—continued	Gals.	Gals.	Gals.	Gals.	Gals.					
Celebes and other Islands . . .	12,190,843	..	1,313,028	61,56,882	..	8,20,698
Slam	998	435	..	2,668	104	1,309	862	..	5,113	73
Dutch New Guinea	790,265	1,699,486	10,87,228	16,80,684
Korea	18,145	81,878
Japan	36,886	1,428	9,041	19,010	48,195	77,433	2,608	9,484	13,918	24,172
Egypt	152,059	68,094	40,140	27	1,035	51,598	23,461	12,072	80	1,457
Reunion	1,467,088	3,60,772	..
United States of America—										
<i>Vid Atlantic Coast</i> . . .	87,959,907	23,013,458	16,127,066	14,622,417	13,564,818	2,91,87,082	1,69,02,655	1,22,45,941	1,03,55,693	97,95,716
<i> " Pacific "</i> . . .	11,125,236	20,475,486	1,692,249	1,991,342	987,982	78,06,637	1,46,61,758	8,65,240	10,30,518	5,84,734
Other Foreign Countries . .	12,683	23,471	1,412	3,707	20,300	6,622	11,441	2,798	5,547	6,972
TOTAL FOREIGN COUNTRIES . .	218,775,500	200,160,218	172,255,189	168,736,559	170,935,351	9,69,81,574	8,44,04,021	6,16,66,830	5,25,63,763	5,32,33,777
Share of Bengal	58,171,661	57,490,114	39,403,387	43,463,497	44,573,763	3,11,84,947	2,93,37,214	1,78,22,982	1,81,70,373	1,66,82,739
<i>" Bombay</i>	88,252,898	82,775,297	89,383,742	84,079,338	84,320,576	3,15,35,686	2,93,07,302	2,58,34,256	1,98,92,006	2,19,35,108
<i>" Sind</i>	39,376,622	34,122,793	22,664,832	24,812,508	24,830,214	1,77,30,394	1,43,04,320	83,22,520	86,77,197	86,69,291
<i>" Madras</i>	38,873,713	35,020,694	29,381,659	30,266,263	28,398,267	1,97,96,370	1,46,83,241	1,29,24,074	1,01,40,057	1,09,00,213
<i>" Burma</i>	19,314,550	10,222,087	6,450,111	3,600,327	19,259,994	45,72,143	27,62,813	20,86,261	19,27,206	36,38,615
TOTAL	242,489,144	216,630,985	187,783,731	186,222,433	181,331,923	10,48,19,554	9,03,04,690	6,69,80,098	5,83,06,839	6,07,10,666
Mineral Grease including petroleum Jelly (H. G.)—										
United Kingdom (including Channel Islands)	—	909,445	1,163,291	1,039,742	1,800,059	—	2,15,939	2,45,921	8,69,376	8,62,041
Other British Possessions . . .	—	14,301	3,661	16,431	22,607	—	3,077	787	3,183	5,074
TOTAL BRITISH EMPIRE	—	923,746	1,167,152	1,056,173	1,822,666	—	2,19,016	2,46,708	3,62,559	8,67,115
Germany	—	202,708	101,924	169,968	170,616	—	38,755	24,730	39,071	34,538
Netherlands	—	39,970	21,022	—	9,678	5,592
Belgium	—	53,318	147,044	263,846	163,120	—	15,218	41,414	63,690	81,029
United States of America—										
<i>Vid Atlantic Coast</i>	—	1,973,908	1,887,989	2,631,389	2,602,871	—	3,06,056	4,41,371	4,83,989	4,28,246
<i> " Pacific "</i>	—	5,095	3,447	12,308	41,189	—	1,240	868	8,645	5,905
Other Foreign Countries . . .	—	19,795	24,024	23,351	27,710	—	3,849	5,809	7,002	8,232
TOTAL FOREIGN COUNTRIES . .	—	2,254,817	2,165,028	3,130,941	3,026,537	—	4,65,118	5,13,692	6,07,076	5,13,541
Share of Bengal	—	919,734	1,191,066	2,196,507	2,127,684	—	2,08,944	3,16,457	4,31,685	3,80,706
<i>" Bombay</i>	—	979,548	1,164,025	1,389,827	1,506,133	—	2,17,427	2,33,427	2,70,356	2,76,786
<i>" Sind</i>	—	683,120	461,100	713,892	600,096	—	1,33,074	91,045	1,15,799	99,944
<i>" Madras</i>	—	462,849	336,132	607,457	415,824	—	77,473	78,608	1,11,181	64,290
<i>" Burma</i>	—	133,312	178,867	179,521	309,109	—	37,216	46,965	40,613	58,944
TOTAL	—	3,178,568	3,352,180	5,087,114	4,849,893	—	6,74,134	7,60,400	9,09,634	8,80,656
Turkey Red Oil (H. G.)—										
Total British Empire	2	4	..	32	..	10	0	..	04
Total Foreign Countries	244	2,188	84	761	898	392	4,855	249	1,490	1,988
Share of Bombay	2	3	97	10	1	232	..
<i>" Sind</i>	33	15	..	118	25
<i>" Madras</i>	244	2,155	83	363	715	392	4,737	261	968	1,844
<i>" Burma</i>	301	200	290	183
TOTAL	244	2,190	88	761	930	392	4,865	255	1,490	2,052

* Separately recorded from 1931-32.

GENERAL IMPORTS

(296)

No. 10—continued

ARTICLES, AND COUNTRIES OF CONSIGNMENT; ALSO SHARE OF EACH PROVINCE	QUANTITY					VALUE				
	1930-31	1931-32	1932-33	1933-34	1934-35	1930-31	1931-32	1932-33	1933-34	1934-35
						₹	₹	₹	₹	₹
<i>Oils—continued</i>										
<i>Vegetable, non-essential—</i>										
<i>Coconut (II. G)—</i>										
	Gals.	Gals.	Gals.	Gals.	Gals.					
United Kingdom (including Channel Islands) . . .	7,151	2,857	99	23	6	20,203	6,717	120	24	13
Ceylon (excluding Maldives)	1,201,667	3,297,758	6,610,250	4,527,735	5,504,583	18,27,634	42,22,134	79,28,591	42,99,517	39,47,335
Straits Settlements . . .	585	9,581	1,017,478	1,491,690	2,011,484	1,220	15,176	12,29,351	14,34,170	15,53,909
Federated Malay States	10,567	1,244	14,165	1,181	..
Other British Possessions . . .	12	498	55	62	268	26	720	81	66	324
TOTAL BRITISH EMPIRE . . .	1,209,415	3,310,694	7,677,449	6,020,754	7,516,341	18,40,182	42,50,747	91,70,608	57,34,957	55,01,041
Java	19,675	125,515	23,314	1,50,170
Other Foreign Countries . . .	15	771	341	86	1,230	32	1,803	596	101	1,539
TOTAL FOREIGN COUNTRIES . . .	15	20,446	125,856	86	1,230	32	30,117	1,50,766	101	1,539
<i>Share of Bengal</i>	<i>1,173,166</i>	<i>3,047,288</i>	<i>4,716,089</i>	<i>4,424,884</i>	<i>5,000,402</i>	<i>17,83,079</i>	<i>38,54,413</i>	<i>55,23,354</i>	<i>40,43,419</i>	<i>31,62,883</i>
" <i>Bombay</i>	<i>12,577</i>	<i>24,844</i>	<i>1,573,939</i>	<i>294,710</i>	<i>260,633</i>	<i>21,602</i>	<i>35,115</i>	<i>19,65,083</i>	<i>3,10,869</i>	<i>2,16,019</i>
" <i>Sind</i>	<i>12</i>	<i>2,449</i>	<i>179,425</i>	<i>65,301</i>	<i>362,168</i>	<i>25</i>	<i>3,932</i>	<i>1,88,619</i>	<i>59,067</i>	<i>3,05,668</i>
" <i>Madras</i>	<i>1,817</i>	<i>36,028</i>	<i>364,370</i>	<i>193,770</i>	<i>650,139</i>	<i>2,151</i>	<i>43,174</i>	<i>4,59,144</i>	<i>1,75,710</i>	<i>4,80,121</i>
" <i>Burma</i>	<i>21,855</i>	<i>220,531</i>	<i>969,482</i>	<i>1,042,175</i>	<i>1,244,229</i>	<i>42,456</i>	<i>3,44,230</i>	<i>11,85,174</i>	<i>11,45,993</i>	<i>13,38,439</i>
TOTAL	1,209,430	3,331,140	7,803,305	6,020,840	7,517,571	18,40,214	42,80,864	93,21,374	57,35,058	55,03,180
<i>Groundnut (II. G)—</i>										
	Gals.	Gals.	Gals.	Gals.	Gals.					
Ceylon (excluding Maldives).	9,944	7,155	..
Other British Possessions . . .	1,559	2,718	2,028	974	877	3,562	4,946	3,797	1,831	1,389
TOTAL BRITISH EMPIRE . . .	1,559	2,718	2,028	10,918	877	3,562	4,946	3,797	8,986	1,389
TOTAL FOREIGN COUNTRIES . . .	1	66	635	648	..	2	260	1,323	566	..
<i>Share of Bengal</i>	<i>..</i>	<i>66</i>	<i>602</i>	<i>9,948</i>	<i>..</i>	<i>..</i>	<i>260</i>	<i>1,286</i>	<i>7,217</i>	<i>..</i>
" <i>Bombay</i>	<i>..</i>	<i>12</i>	<i>673</i>	<i>611</i>	<i>..</i>	<i>..</i>	<i>20</i>	<i>1,125</i>	<i>470</i>	<i>..</i>
" <i>Sind</i>	<i>..</i>	<i>..</i>	<i>..</i>	<i>13</i>	<i>..</i>	<i>..</i>	<i>..</i>	<i>..</i>	<i>42</i>	<i>..</i>
" <i>Burma</i>	<i>1,559</i>	<i>2,706</i>	<i>1,387</i>	<i>394</i>	<i>877</i>	<i>3,564</i>	<i>4,926</i>	<i>2,703</i>	<i>1,823</i>	<i>1,389</i>
TOTAL	1,560	2,784	2,663	11,566	877	3,564	5,206	5,120	9,552	1,389
<i>Linseed (II. G)—</i>										
	Gals.	Gals.	Gals.	Gals.	Gals.					
United Kingdom (including Channel Islands) . . .	150,152	172,117	172,409	151,599	157,875	5,32,770	4,81,167	4,39,758	3,90,326	3,88,590
Other British Possessions . . .	201	706	402	408	913	604	1,687	1,000	738	1,430
TOTAL BRITISH EMPIRE . . .	150,353	172,823	172,811	152,007	158,788	5,33,374	4,82,854	4,40,758	3,91,064	3,90,020
Netherlands	1,768	2,440	1,521	50	..	5,455	5,688	3,172	55	..
Other Foreign Countries . . .	341	1,372	488	59	398	1,163	4,322	1,320	173	627
TOTAL FOREIGN COUNTRIES . . .	2,109	3,812	1,784	109	398	6,619	10,010	4,492	228	627
<i>Share of Bengal</i>	<i>2,248</i>	<i>1,885</i>	<i>1,408</i>	<i>645</i>	<i>1,383</i>	<i>7,145</i>	<i>4,382</i>	<i>3,765</i>	<i>1,463</i>	<i>2,984</i>
" <i>Bombay</i>	<i>107,541</i>	<i>122,434</i>	<i>120,579</i>	<i>117,535</i>	<i>118,285</i>	<i>3,90,382</i>	<i>3,59,055</i>	<i>3,25,877</i>	<i>3,21,332</i>	<i>3,04,043</i>
" <i>Sind</i>	<i>27,092</i>	<i>28,477</i>	<i>30,479</i>	<i>19,296</i>	<i>22,043</i>	<i>77,730</i>	<i>62,648</i>	<i>60,000</i>	<i>37,214</i>	<i>45,151</i>
" <i>Madras</i>	<i>14,515</i>	<i>18,026</i>	<i>17,021</i>	<i>10,938</i>	<i>13,454</i>	<i>43,005</i>	<i>48,799</i>	<i>42,301</i>	<i>23,207</i>	<i>28,933</i>
" <i>Burma</i>	<i>7,066</i>	<i>5,313</i>	<i>5,103</i>	<i>3,702</i>	<i>3,921</i>	<i>21,231</i>	<i>17,430</i>	<i>12,771</i>	<i>5,056</i>	<i>9,526</i>
TOTAL	158,462	176,635	174,595	162,110	159,086	5,39,998	4,92,404	4,45,250	3,91,352	3,90,027

No. 10—continued

ARTICLES, AND COUNTRIES OF CONSIGNMENT; ALSO SHARE OF EACH PROVINCE	QUANTITY					VALUE				
	1980-81	1981-82	1982-83	1933-34	1934-35	1980-81	1981-82	1982-83	1983-84	1934-35
	Gals.	Gals.	Gals.	Gals.	Gals.	R	R	R	R	R
<i>Oils—continued</i>										
<i>Vegetable, non-essential—</i>										
<i>continued</i>										
Other sorts (H. G.)—										
United Kingdom (including Channel Islands)	16,022	36,078	15,702	20,323	7,550	40,940	42,923	23,296	36,292	16,087
Straits Settlements	5,216	5,377	57,327	37,859	157,707	8,697	6,617	51,089	33,378	1,28,385
Federated Malay States	6	2,857	10,507	10,545	39,028	3	2,882	9,356	13,065	30,199
Hongkong	7,999	5,190	5,655	5,575	3,000	20,790	9,408	10,416	10,209	5,390
Gambia	11,200	8,777
Nigeria (including British Mandated Territory of Cameroons)	52,537	38,748
Other British Possessions	1,023	1,190	580	105	1,865	2,300	2,221	2,050	722	2,348
TOTAL BRITISH EMPIRE	30,860	50,592	89,771	86,407	272,062	72,820	64,138	96,207	64,326	2,29,934
Denmark	1,850	92	6,609	3,183	487	10,522
Germany	2,820	264	238	556	49	25,407	2,922	3,884	2,755	441
Netherlands	11	362	931	671	54,558	444	1,498	2,014	4,295	60,097
Belgium	37,861	53,243	36,813	70,959	21,335	68,281	61,504	42,366	69,562	20,580
France	4,721	3,064	3,945	10,577	9,008	18,475	17,347	15,381	30,119	24,032
Italy (including Fiume)	2,484	3,122	2,243	1,148	2,601	11,542	12,690	12,179	5,050	10,711
Sumatra	42	..	22	..	230,307	83	..	29	..	1,41,433
Austria	6,244	19,400
Java	97	5,225	3,650	451	51,290	258	5,552	3,170	374	46,586
China (exclusive of Hongkong and Macão)	9,460	126	18,737	17,053	16,344	21,914	210	34,025	32,311	37,694
Japan	1,080	1	3,238	2,855	2,117	2,230	6	5,013	6,222	3,556
United States of America—										
Via Atlantic Coast	7,483	6,883	9,285	4,475	693	23,906	18,431	24,878	9,500	1,864
„ Pacific „	30	1	322	42	..	108	11	964	47	..
Other Foreign Countries	224	284	273	2,230	94	816	2,058	816	2,420	414
TOTAL FOREIGN COUNTRIES	72,556	73,195	81,586	112,012	395,152	1,02,864	1,21,628	1,47,901	1,62,142	3,57,930
Share of Bengal	75,080	73,766	79,996	117,883	313,535	1,66,218	1,11,135	1,34,661	1,43,635	3,04,603
„ Bombay	7,801	7,064	4,166	17,320	211,252	20,977	16,993	10,001	41,232	1,53,129
„ Sind	2,189	1,473	4,329	2,481	1,206	5,135	4,802	10,304	5,363	4,668
„ Madras	6,917	30,462	8,055	6,485	6,164	12,527	23,035	11,616	14,649	12,220
„ Burma	11,435	12,017	74,811	54,250	135,907	31,743	24,701	77,466	51,739	1,13,260
TOTAL	103,422	123,787	171,357	198,419	668,114	2,65,634	1,85,766	2,44,108	2,56,468	5,87,864
Total Vegetable, non-essential—										
United Kingdom (including Channel Islands)	170,925	211,052	188,210	177,949	165,437	5,04,003	5,30,809	4,63,174	4,26,704	4,04,600
Ceylon (excluding Maldives)	1,202,109	3,298,770	6,618,020	4,537,922	5,505,479	18,28,752	42,30,246	79,30,720	43,07,676	39,49,398
Straits Settlements	6,985	17,205	1,105,834	1,530,588	2,170,024	12,003	20,037	12,82,533	14,60,476	16,83,518
Federated Malay States	6	3,355	21,074	17,780	39,028	3	3,002	21,821	14,840	30,199
Hongkong	8,309	5,902	6,064	5,626	3,176	21,765	10,779	11,168	10,354	5,672
Gambia	11,200	8,777
Nigeria (excluding British Mandated Territory of Cameroons)	62,537	38,748
Other British Possessions	769	543	657	212	1,087	1,812	1,212	1,894	337	2,032
TOTAL BRITISH EMPIRE	1,398,193	3,536,827	7,912,059	6,270,086	7,048,868	24,58,093	48,02,035	97,11,370	62,29,393	61,23,034
Denmark	2,158	92	7,816	3,734	487	11,009
Germany	2,820	1,225	269	564	90	25,407	5,947	3,907	2,808	567
Netherlands	1,779	3,593	2,252	721	54,558	5,000	8,984	5,156	4,350	60,097
Belgium	33,001	53,243	36,818	70,960	21,335	69,121	61,504	42,380	69,596	20,580
France	4,721	3,064	3,945	10,577	9,108	18,475	17,347	15,381	30,119	24,323
Italy (including Fiume)	2,484	3,122	2,245	1,148	2,601	11,542	12,690	12,186	5,050	10,711
Austria	6,244	19,400
Sumatra	42	..	22	..	230,307	83	..	29	..	1,41,433
Java	192	25,030	120,199	451	51,290	557	34,683	1,53,415	374	46,586
China (exclusive of Hong- kong and Macão)	9,468	192	19,369	17,980	16,344	21,920	475	35,369	32,365	37,694
Japan	1,089	1	3,358	2,893	2,177	2,230	6	5,230	5,312	3,637
United States of America—										
Via Atlantic Coast	7,483	7,135	9,285	4,475	693	23,906	10,251	24,878	9,500	1,864
„ Pacific „	30	1	374	42	..	108	11	1,705	47	..
Other Foreign Countries	243	304	2,307	2,043	371	808	1,118	1,002	3,029	605
TOTAL FOREIGN COUNTRIES	74,081	97,519	203,861	112,855	390,780	1,99,517	1,62,015	3,04,482	1,60,037	3,60,096

GENERAL IMPORTS

No. 10—continued

ARTICLES, AND COUNTRIES OF CONSIGNMENT; ALSO SHARE OF EACH PROVINCE	QUANTITY					VALUE				
	1930-31	1931-32	1932-33	1933-34	1934-35	1930-31	1931-32	1932-33	1933-34	1934-35
						R	R	R	R	R
Oils—continued										
Vegetable, non-essential—concluded										
Total Vegetable, non-essential—continued	Gals.	Gals.	Gals.	Gals.	Gals.					
Share of Bengal . . .	1,250,494	3,122,005	4,798,096	4,553,380	5,315,370	19,86,442	39,70,740	56,63,096	41,95,734	34,70,470
„ Bombay . . .	127,919	154,354	1,699,357	430,176	590,170	4,32,461	4,11,183	23,02,140	6,74,003	6,73,191
„ Sind . . .	29,293	32,404	214,233	87,091	385,477	82,891	71,382	2,65,929	1,01,586	3,55,491
„ Madras } . . .	23,349	84,516	389,446	211,193	669,757	57,677	1,20,058	5,13,561	2,13,466	5,21,314
„ Burma . . .	41,919	241,067	1,050,788	1,101,121	1,384,934	98,984	3,91,337	12,73,120	12,07,641	14,62,664
TOTAL . . .	1,472,874	3,634,346	8,151,920	6,382,941	8,345,643	26,58,455	49,04,700	1,00,15,852	63,92,430	64,83,130
Total oils (a)—	Gals.									
United Kingdom (including Channel Islands) . . .	2,014,758	—	—	—	—	37,44,005	39,81,187	37,90,309	40,75,492	46,57,070
Ceylon (excluding Maldives) . . .	1,219,994	—	—	—	—	10,36,938	13,35,162	80,19,464	43,87,912	40,56,374
Straits Settlements . . .	7,143,438	—	—	—	—	22,50,388	5,65,191	13,34,883	15,30,504	22,59,259
Federated Malay States . . .	426	—	—	—	—	556	4,022	22,190	14,846	80,199
British Borneo . . .	15,014,721	—	—	—	—	30,47,888	24,06,195	25,29,008	26,77,305	34,30,497
Hongkong . . .	11,555	—	—	—	—	60,768	22,572	21,448	24,560	15,907
Gambia	—	—	—	—	8,777
Nigeria (including Br. Mandate Territory of Cameroons)	—	—	—	—	38,748
Commonwealth of Australia . . .	977	—	—	—	—	13,782	7,991	9,045	8,384	9,679
Other British Possessions . . .	1,345	—	—	—	—	3,290	1,423	2,913	1,289	2,902
TOTAL BRITISH EMPIRE . . .	25,407,209	—	—	—	—	1,10,02,050	1,13,83,749	1,57,29,164	1,27,29,292	1,44,09,412
U. S. S. R.—										
Northern	—	—	—	—	145	..
Southern . . .	47,014,325	—	—	—	—	2,42,04,936	1,84,70,416	1,72,90,167	1,58,89,630	1,51,16,709
Sweden . . .	842	—	—	—	—	1,140	43	6,069	6,521	4,783
Norway . . .	55,238	—	—	—	—	1,04,584	55,743	75,797	54,458	11,413
Denmark . . .	4,894	—	—	—	—	11,669	27,297	8,20,502	47,399	55,094
Germany . . .	1,174,800	—	—	—	—	12,45,822	8,49,115	15,91,427	7,74,125	8,22,759
Netherlands . . .	154,530	—	—	—	—	3,52,700	2,78,017	2,51,312	2,09,034	3,03,503
Belgium . . .	215,704	—	—	—	—	2,33,001	1,93,895	11,76,723	3,22,202	2,44,103
France . . .	10,578	—	—	—	—	1,40,183	1,60,978	2,10,073	2,45,205	2,77,436
Switzerland . . .	456	—	—	—	—	27,455	16,867	34,045	31,232	38,370
Italy (including Fiume) . . .	4,622	—	—	—	—	48,277	38,040	42,598	36,710	40,575
Austria . . .	6,657	—	—	—	—	20,548	119	168	1,002	358
Roumania	—	—	—	—	..	7,27,069	34,27,600	51,09,740	8,98,386
Maskat Territory and Trucial Oman . . .	189	—	—	—	—	176	1,215	5,041	932	295
Iran . . .	04,179,654	—	—	—	—	2,30,41,378	2,36,56,636	1,67,36,273	1,22,41,757	1,65,49,767
Sumatra . . .	346,372	—	—	—	—	2,01,417	14,36,423	16,62,221	13,43,998	44,64,433
Java . . .	6,287	—	—	—	—	12,717	42,965	3,97,645	18,55,346	3,59,490
Borneo (Dutch) . . .	14,365,653	—	—	—	—	51,30,435	66,83,755	43,74,233	32,05,602	20,87,550
Celebes and other Islands . . .	12,100,348	—	—	—	—	61,56,382	240	8,30,909	376	1,310
Dutch New Guinea	—	—	—	—	..	10,37,223	16,30,584
Siam . . .	999	—	—	—	—	1,311	856	12	5,102	73
China (exclusive of Hongkong and Macao) . . .	10,389	—	—	—	—	32,886	11,081	50,088	40,898	43,174
Korea . . .	18,145	—	—	—	—	81,878
Japan . . .	150,488	—	—	—	—	2,75,985	1,37,369	5,17,831	5,43,231	2,40,698
Egypt . . .	152,189	—	—	—	—	52,270	23,469	13,388	217	1,023
Reunion	—	—	—	—	3,66,772	..
United States of America—										
Via Atlantic Coast . . .	37,967,538	—	—	—	—	2,02,15,940	1,73,24,521	1,27,15,265	1,13,51,486	1,02,46,951
„ Pacific „ . . .	11,025,266	—	—	—	—	76,06,745	1,46,63,017	8,07,822	10,34,210	5,91,170
Other Foreign Countries . . .	10,943	—	—	—	—	4,053	6,175	2,987	8,028	8,741
TOTAL FOREIGN COUNTRIES	219,967,121	—	—	—	—	9,81,62,934	8,58,42,549	6,42,72,123	5,48,18,046	5,63,09,223

(a) Quantity not recorded from 1931-32.

No. 10—continued

ARTICLES, AND COUNTRIES OF CONSIGNMENT; ALSO SHARE OF EACH PROVINCE	QUANTITY					VALUE				
	1930-31	1931-32	1932-33	1933-34	1934-35	1930-31	1931-32	1932-33	1933-34	1934-35
Oils—concluded.	Gals.					R	R	R	R	R
Total Oils (a)—continued										
Share of Bengal	59,852,001	—	—	—	—	3,42,88,183	3,41,19,606	2,47,22,173	2,36,11,155	2,01,10,202
„ Bombay	86,432,298	—	—	—	—	3,23,44,005	3,02,77,522	2,89,22,618	2,07,45,001	2,34,39,943
„ Sind	39,417,184	—	—	—	—	1,78,93,786	1,45,71,012	88,73,264	91,70,387	93,06,136
„ Madras	38,913,632	—	—	—	—	1,99,75,629	1,50,19,526	1,38,73,420	1,07,05,496	1,16,15,155
„ Burma	19,869,215	—	—	—	—	47,12,381	32,38,632	36,09,812	33,14,399	62,47,189
TOTAL	244,474,830	—	—	—	—	10,02,24,984	9,72,26,298	8,00,01,287	6,75,47,388	6,97,18,635
Oilcakes (H. H)—	Tons	Tons	Tons	Tons	Tons					
TOTAL BRITISH EMPIRE	64	43	9	9	9	4,090	1,871	464	427	739
Share of Bombay	9	6	691	44	585
„ Madras	50	43	9	9	3	2,166	1,827	463	427	154
„ Burma	5	333	..	1
TOTAL	64	43	9	9	9	4,090	1,871	464	427	739
Oil-cloth and Floor cloth (III. U)—	Sq. yards	Sq. yards	Sq. yards	Sq. yards	Sq. yards					
United Kingdom (including Channel Islands)	234,768	237,325	414,136	434,500	533,044	2,74,148	2,28,643	3,63,045	3,05,023	4,03,701
Ceylon (excluding Maldives)	39	34	62	118	3,623	47	56	60	87	6,827
Other British Possessions	65	60	114	20	1,520	132	62	116	20	824
TOTAL BRITISH EMPIRE	234,872	237,419	414,342	434,638	439,090	2,74,322	2,28,001	3,64,127	3,05,130	4,09,852
Germany	234,896	118,729	140,848	86,018	75,798	1,48,744	62,640	74,920	80,196	46,553
Netherlands	6,950	5,966
Belgium	9,580	6,240	16,780	78,774	160,490	8,313	4,336	12,169	48,723	98,919
France	23,795	49,245	46,930	24,980	55,948	21,749	84,701	86,802	17,834	38,344
Italy (including Fiume)	10,633	1,814	3	8,319	1,593	29
Austria	10,901	7,562	8,338	2,693	..	8,522	6,834	2,206	1,098	..
Czechoslovakia	21,301	41,741	2,095	988	..	13,092	20,459	6,354	627	..
Japan	340	588	1,508	11,357	19,306	1,094	383	1,462	6,588	7,770
United States of America—										
Via Atlantic Coast	802,698	269,792	310,399	214,202	184,597	2,27,332	1,80,237	1,99,985	1,03,228	1,05,704
„ Pacific „	301	1,223	1,252	253	639	492
Other Foreign Countries	5,438	4	7,991	..	20	4,284	5	4,384	..	30
TOTAL FOREIGN COUNTRIES	626,527	495,721	529,590	420,235	506,420	4,47,416	3,25,188	3,38,485	2,15,628	2,00,855
Share of Bengal	153,385	147,801	202,146	146,386	184,192	1,33,869	1,16,006	1,51,012	1,08,406	100,340
„ Bombay	306,687	300,116	376,146	392,121	516,943	2,64,086	3,25,674	2,93,079	2,73,025	3,22,714
„ Sind	38,728	63,717	90,376	87,691	103,794	33,668	53,071	72,181	78,962	88,603
„ Madras	92,627	60,454	76,884	23,778	48,196	99,092	60,417	64,688	22,593	31,193
„ Burma	209,974	156,050	193,380	204,877	187,391	1,86,116	98,942	1,21,652	97,673	96,951
TOTAL	861,399	783,146	949,932	854,673	1,045,516	7,21,788	5,54,149	7,02,612	5,80,356	7,06,707

(a) Quantity not recorded from 1931-32.

GENERAL IMPORTS

(300)

No. 10--continued

ARTICLES, AND COUNTRIES OF CONSIGNMENT; ALSO SHARE OF EACH PROVINCE	QUANTITY					VALUE				
	1930-31	1931-32	1932-33	1933-34	1934-35	1930-31	1931-32	1932-33	1933-34	1934-35
Opium (III. C)—										
United Kingdom (including Channel Islands)	Lbs. 0	Lbs. 5	Lbs. 4	Lbs. 3	Lbs. ..	₹ 645	₹ 701	₹ 225	₹ 170	₹ 229
TOTAL FOREIGN COUNTRIES	2	3	4	2	10	253	972	991	513	1,042
Share of Bengal	3	141
" Bombay	58	..
" Sind	3	3	3	5	10	767	1,673	1,216	624	1,371
TOTAL	11	8	8	5	10	898	1,673	1,216	692	1,371
Packing-engine and Boiler of all kinds (excluding asbestos) (III. U)—										
United Kingdom (including Channel Islands)	—	—	—	—	—	₹ 3,36,200	₹ 2,17,659	₹ 2,25,374	₹ 2,65,011	₹ 3,21,154
Other British Possessions	—	—	—	—	—	386	235	974	807	66
TOTAL BRITISH EMPIRE	—	—	—	—	—	₹ 3,36,586	₹ 2,17,894	₹ 2,26,348	₹ 2,65,818	₹ 3,21,220
Germany	—	—	—	—	—	3,267	9,836	889	3,055	3,146
Netherlands	—	—	—	—	—	399	3,102	1,091	4,947	9,699
Belgium	—	—	—	—	—	15,183	2,000	126	429	4,253
France	—	—	—	—	—	6,689	..	7,191	601	1,828
United States of America—										
Vid Atlantic Coast	—	—	—	—	—	15,874	16,221	19,562	8,911	18,073
" Pacific "	—	—	—	—	—	367
Other Foreign Countries	—	—	—	—	—	682	1,930	3,013	2,536	6,045
TOTAL FOREIGN COUNTRIES	—	—	—	—	—	42,461	33,739	22,855	20,470	43,244
Share of Bengal	—	—	—	—	—	1,38,576	1,19,038	1,39,928	1,62,997	2,16,616
" Bombay	—	—	—	—	—	94,207	69,358	53,317	57,725	61,885
" Sind	—	—	—	—	—	13,382	9,372	8,338	6,125	12,418
" Madras	—	—	—	—	—	38,958	25,502	23,816	31,467	36,331
" Burma	—	—	—	—	—	43,924	28,363	33,894	27,983	37,164
TOTAL	—	—	—	—	—	3,79,047	2,61,033	2,49,208	2,86,207	3,64,404
Paints and Painters' materials—										
Paints and Colours—										
Barytes (III. E)—										
United Kingdom (including Channel Islands)	Cwts. 369	Cwts. 321	Cwts. 99	Cwts. 810	Cwts. 100	₹ 2,111	₹ 1,210	₹ 899	₹ 8,411	₹ 3,040
Germany	87,546	30,374	10,065	27,598	13,043	2,15,928	87,593	29,980	64,788	41,289
Netherlands	13,389	10,236	3,539	41	..	33,579	22,732	8,255	131	..
Belgium	21,649	887	24,634	19,686	6,051	53,011	30,305	50,280	41,111	21,244
Italy (including Fiume)	4,677	7,029	518	10,089	28,932	14,463	22,682	1,894	28,778	73,669
Other Foreign Countries	..	25	200	..	139	13	130	698	..	359
TOTAL FOREIGN COUNTRIES	127,261	54,541	38,976	67,405	43,171	₹ 3,16,994	₹ 1,72,448	₹ 91,017	₹ 1,34,753	₹ 1,36,561

No. 10—continued

ARTICLES, AND COUNTRIES OF CONSIGNMENT; ALSO SHARE OF EACH PROVINCE	QUANTITY					VALU				
	1930-31	1931-32	1932-33	1933-34	1934-35	1930-31	1931-32	1932-33	1933-34	1934-35
Paints and Painters' materials— continued						R	R	R	R	R
Paints and Colours—continued										
Barytes (III. E)—continued	Cwts.	Cwts.	Cwts.	Cwts.	Cwts.					
<i>Share of Bengal</i>	15,924	5,407	7,941	10,877	10,972	41,287	53,908	16,818	27,398	44,033
<i>" Bombay</i>	8,210	8,327	10,168	8,808	31,203	35,668	25,046	39,816	32,071	80,378
<i>" Sind</i>	51,553	35,436	19	88	1,206	1,15,008	78,721	174	1,199	3,568
<i>" Madras</i>	196	749	611	140	65	550	2,761	1,223	522	253
<i>" Burma</i>	51,711	4,943	20,336	38,508	4,921	1,36,612	13,222	43,537	31,974	11,375
TOTAL	127,630	54,982	39,075	58,221	48,367	3,10,105	1,73,658	91,916	1,43,164	1,39,601
Blue paint or Paris blue (III. E)—	Cwts.	Cwts.	Cwts.	Cwts.	Cwts.					
United Kingdom (including Channel Islands)	4,912	6,675	8,831	12,068	10,020	2,12,920	2,72,476	3,40,232	3,85,389	3,97,274
Other British Possessions	1	..	46	6	1	60	..
TOTAL BRITISH EMPIRE	4,912	6,675	8,831	12,069	10,020	2,12,966	2,72,482	3,40,233	3,85,449	3,97,274
Germany	3,543	3,522	4,427	3,910	4,010	1,96,212	2,01,759	2,65,490	2,27,149	2,32,106
Netherlands	144	139	834	977	891	6,040	6,513	30,313	23,257	33,540
Belgium	1,467	1,601	727	944	782	41,084	40,656	20,008	26,473	19,527
Czechoslovakia	..	30	65	103	340	..	805	1,739	3,724	9,547
Other Foreign Countries	95	19	38	24	51	1,922	882	1,440	1,123	3,010
TOTAL FOREIGN COUNTRIES	5,249	5,371	6,091	5,967	6,074	2,45,258	2,50,625	3,18,990	2,89,726	2,97,730
<i>Share of Bengal</i>	987	1,582	2,966	2,814	2,495	46,720	80,943	1,53,382	1,46,184	1,47,020
<i>" Bombay</i>	3,201	4,329	4,783	7,455	5,878	1,23,087	1,51,148	1,83,243	1,95,309	2,17,680
<i>" Sind</i>	3,459	3,691	3,823	3,932	3,819	1,55,964	1,61,860	1,56,785	1,47,323	1,61,253
<i>" Madras</i>	1,232	1,356	1,951	1,779	2,079	64,401	69,050	1,01,895	93,185	96,201
<i>" Burma</i>	1,232	1,088	1,399	2,056	1,823	78,052	60,096	64,008	39,174	78,850
TOTAL	10,161	12,046	14,922	18,036	16,004	4,58,224	5,23,107	6,59,223	6,72,175	6,95,004
Graphite (III. E)—	Cwts.	Cwts.	Cwts.	Cwts.	Cwts.					
United Kingdom (including Channel Islands)	3,518	2,035	2,118	2,604	3,313	80,004	51,353	47,023	67,630	70,081
Ceylon (excluding Maldives)	6,888	4,792	6,470	5,885	6,028	51,684	31,220	30,017	35,925	42,338
Other British Possessions	24	38	7	208	1,743	55
TOTAL BRITISH EMPIRE	10,366	6,797	8,612	8,587	9,348	1,31,688	82,573	77,248	1,05,298	1,12,474
Germany	137	200	293	210	227	1,262	4,006	5,725	3,263	4,282
United States of America— Vld Atlantic Coast	208	445	410	231	336	21,185	27,028	23,343	10,450	12,087
<i>" Pacific</i>	38	73	795	1,141
Other Foreign Countries	51	51	153	681	525	343	481	1,022	4,507	4,210
TOTAL FOREIGN COUNTRIES	486	705	856	1,217	1,161	22,795	32,425	30,090	16,114	22,626
<i>Share of Bengal</i>	6,116	3,302	5,012	5,626	5,706	63,096	43,295	45,025	51,733	56,028
<i>" Bombay</i>	2,027	2,493	3,123	2,719	2,992	31,964	37,257	46,017	44,005	34,511
<i>" Sind</i>	529	60	166	365	315	9,561	1,996	2,718	4,337	5,190
<i>" Madras</i>	1,407	698	695	675	984	35,213	21,492	14,452	17,926	35,932
<i>" Burma</i>	413	451	569	419	572	2,647	3,264	3,126	6,411	8,339
TOTAL	10,842	7,602	9,468	9,804	10,500	1,54,483	1,15,004	1,16,338	1,24,412	1,41,100
Red lead—										
Genuine dry (III. E)—	Cwts.	Cwts.	Cwts.	Cwts.	Cwts.					
United Kingdom (including Channel Islands)	10,113	5,706	7,224	12,453	13,874	2,26,937	1,11,652	1,23,612	1,04,958	2,13,550
Other British Possessions	..	2	14	2	30	189	47	..
TOTAL BRITISH EMPIRE	10,113	5,708	7,238	12,455	13,874	2,26,937	1,11,682	1,23,801	1,05,005	2,13,559

GENERAL IMPORTS

(302)

No. 10—continued

ARTICLES, AND COUNTRIES OF CONSIGNMENT; ALSO SHARE OF EACH PROVINCE	QUANTITY					VALUE				
	1930-31	1931-32	1932-33	1933-34	1934-35	1930-31	1931-32	1932-33	1933-34	1934-35
						R	R	R	R	R
Paints and Painters' materials— continued										
Paints and Colours—continued										
Red lead—continued										
Genuine dry (III. E)—contd.	Cwts.	Cwts.	Cwts.	Cwts.	Cwts.					
Germany	1,230	280	012	105	675	24,401	5,097	13,220	1,476	0,211
Belgium	20	40	535	210	211	574	882	5,393	2,674	1,760
France	200	240	100	120	..	6,196	5,452	1,813	1,608	..
Italy (including Fiume)	4,304	4,502	1,783	1,105	822	83,065	76,844	26,348	15,148	10,070
Austria	200	5,000
Japan	13,006	15,440	28,082	11,046	18,079	2,45,004	2,29,000	3,04,244	1,13,463	1,00,850
Other Foreign Countries .	205	24	18	28	0	5,025	450	380	514	123
TOTAL FOREIGN COUNTRIES .	19,984	20,544	32,330	12,713	10,700	3,70,174	3,17,734	3,51,388	1,34,972	2,00,029
Share of Bengal	18,518	17,365	23,650	10,629	16,925	3,49,555	2,76,508	2,48,716	1,37,062	1,92,778
" <i>Bombay</i>	6,069	5,253	10,633	10,323	10,884	1,57,870	87,032	1,38,064	1,25,623	1,40,108
" <i>Sind</i>	1,251	885	1,162	554	832	30,270	17,907	19,983	8,377	11,303
" <i>Madras</i>	806	520	733	795	1,798	20,613	12,081	12,878	12,160	25,696
" <i>Burma</i>	1,453	1,629	3,290	2,567	3,231	38,773	35,888	60,548	46,856	62,703
TOTAL .	30,097	26,252	30,568	25,168	33,670	5,97,111	4,20,416	4,80,180	3,20,977	4,22,588
Reduced dry (III. E)—										
United Kingdom (including Channel Islands)	281	509	36	51	168	6,233	10,009	618	993	2,740
Straits Settlements	2	44
TOTAL BRITISH EMPIRE .	283	509	36	51	168	6,327	10,009	618	993	2,740
Belgium	375	10	1,601	50	20	2,908	136	13,866	476	179
Italy (including Fiume)	308	40	7,677	611
Japan	12	40	130	100	3,567	204	721	1,851	1,020	33,096
Other Foreign Countries	156	55	200	2,258	402	2,084
TOTAL FOREIGN COUNTRIES .	851	105	1,931	150	3,627	13,182	1,349	17,301	1,496	33,886
Share of Bengal	798	18	3,728	13,935	358	35,689
" <i>Bombay</i>	138	..	1,921	100	..	1,369	..	17,160	1,020	..
" <i>Sind</i>	40	55	10	50	20	926	510	141	476	170
" <i>Madras</i>	58	84	2	23	4	1,160	1,612	67	463	69
" <i>Burma</i>	102	475	34	10	43	2,079	9,236	551	172	695
TOTAL .	1,134	614	1,967	201	3,795	10,450	11,358	17,019	2,480	36,632
White lead—										
Genuine dry (III. E)—										
United Kingdom (including Channel Islands)	4,327	2,488	6,287	6,430	7,070	1,20,570	60,067	1,47,872	1,41,941	1,54,298
Other British Possessions	8	..	2	4	8	284	..	54	95	187
TOTAL BRITISH EMPIRE .	4,335	2,488	6,289	6,434	7,078	1,20,854	60,067	1,47,926	1,42,036	1,54,485

No. 10—continued

ARTICLES, AND COUNTRIES OF CONSIGNMENT; ALSO SHARE OF EACH PROVINCE	QUANTITY					VALUE				
	1930-31	1931-32	1932-33	1933-34	1934-35	1930-31	1931-32	1932-33	1933-34	1934-35
Paints and Painters' materials— continued						₹	₹	₹	₹	₹
Paints and Colours—continued										
White lead—continued										
Genuine dry (III. E)—continued	Cwts.	Cwts.	Cwts.	Cwts.	Cwts.					
Germany	887	101	..	8,142	1,825	..
Belgium	2,278	61,331	8	..
Italy (including Plume)	1,036	1,837	531	925	2,000	23,001	35,424	9,720	17,818	44,928
Austria	600	14,807
Japan	115	665	1,590	4,012	1,742	2,825	13,405	24,644	63,482	20,447
United States of America— Vid Atlantic Coast	1,015	23,724
.. Pacific Coast	2	60
Other Foreign Countries	44	24	27	20	10	979	640	562	302	234
TOTAL FOREIGN COUNTRIES	5,425	2,526	2,154	5,058	4,054	1,24,369	40,469	34,926	83,435	71,075
Share of Bengal	7,178	2,811	5,334	5,946	5,455	1,73,331	63,755	1,08,501	1,17,008	1,09,987
.. Bombay	1,914	1,772	2,003	4,721	5,644	51,665	42,435	44,448	85,597	99,127
.. Sind	43	52	115	66	103	1,688	1,986	3,939	2,167	2,919
.. Madras	307	130	235	131	70	4,873	5,577	8,320	5,156	2,032
.. Burma	318	194	646	587	459	9,836	5,713	17,644	15,543	12,095
TOTAL	9,760	5,009	8,443	11,501	11,732	2,45,173	1,19,436	1,82,862	2,25,471	2,20,100
Reduced dry (III. E)—	Cwts.	Cwts.	Cwts.	Cwts.	Cwts.					
TOTAL BRITISH EMPIRE	69	37	15	25	55	1,732	1,079	854	686	1,026
Japan	625	7,098
Other Foreign Countries	42	7	34	5	1	957	138	771	81	14
TOTAL FOREIGN COUNTRIES	42	7	659	5	1	957	138	7,869	81	14
Share of Bengal	64	..	625	14	..	1,569	..	7,098	398	12
.. Bombay	40	1	6	..	27	931	65	532	..	813
.. Sind	4	8	37	6	5	98	170	683	109	139
.. Madras	2	6	10	2	..	60	210	360	79
.. Burma	3	33	22	91	922	597
TOTAL	111	44	674	30	56	2,639	1,217	8,623	767	1,640
Genuine moist (III. E)—	Cwts.	Cwts.	Cwts.	Cwts.	Cwts.					
United Kingdom (including Channel Islands)	3,121	2,090	3,180	3,321	2,001	91,748	56,294	70,936	75,002	40,090
Other British Possessions	3	..	7	..	31	81	10	191
TOTAL BRITISH EMPIRE	3,121	2,090	3,183	3,321	2,008	91,748	56,325	71,017	75,012	40,281
Japan	15	220	21	257	603	366	3,694	361	4,375	8,407
Other Foreign Countries	8	283
TOTAL FOREIGN COUNTRIES	15	220	21	257	611	366	3,694	361	4,375	8,690
Share of Bengal	1,385	1,050	1,357	1,998	647	33,738	21,668	39,760	42,856	15,699
.. Bombay	1,072	849	1,189	1,307	1,242	32,674	20,935	27,616	30,228	22,780
.. Sind	20	14	15	13	39	650	472	401	392	1,146
.. Madras	176	15	104	80	163	5,604	555	2,791	2,039	4,771
.. Burma	483	379	39	130	523	14,438	10,389	610	3,874	10,678
TOTAL	3,136	2,310	3,204	3,578	2,610	92,114	60,019	71,378	79,387	64,071
Reduced moist (III. E)—	Cwts.	Cwts.	Cwts.	Cwts.	Cwts.					
United Kingdom (including Channel Islands)	2,241	1,947	1,416	748	1,542	66,044	53,554	38,486	17,146	34,703
Ceylon (excluding Maldives)	3	82	..
TOTAL BRITISH EMPIRE	2,241	1,947	1,416	751	1,542	66,044	53,554	38,486	17,228	34,703
TOTAL FOREIGN COUNTRIES	259	57	200	15	1	2,805	771	3,179	312	71

GENERAL IMPORTS

(304)

No. 10—continued

ARTICLES, AND COUNTRIES OF CONSIGNMENT; ALSO SHARE OF EACH PROVINCE	QUANTITY					VALUE				
	1930-31	1931-32	1932-33	1933-34	1934-35	1930-31	1931-32	1932-33	1933-34	1934-35
						R	R	R	R	R
Paints and Painters' materials— continued										
Paints and Colours—continued										
White lead—continued										
Reduced moist (III. B)— continued	Cwts.	Cwts.	Cwts.	Cwts.	Cwts.					
Share of Bengal	186	..	245	396	1,365	4,905	..	3,872	7,979	27,294
.. Bombay	12	9	55	5	5	483	210	658	61	120
.. Sind	276	57	10	1	2	4,405	771	261	26	93
.. Madras	5	6	11	110	137	563
.. Burma	2,026	1,938	1,331	358	260	60,146	53,344	36,764	9,637	5,694
TOTAL	2,500	2,004	1,610	780	1,543	69,080	64,325	41,663	17,840	31,774
Lithophone—										
Dry (III. B)—	Cwts.	Cwts.	Cwts.	Cwts.	Cwts.					
United Kingdom (including Channel Islands)	652	985	245	4,351	5,224	8,614	11,940	4,083	51,131	50,767
Germany	1,910	4,154	3,179	6,605	2,500	24,664	60,951	93,590	74,041	27,068
Netherlands	2,490	..	2,880	3,367	4,900	34,075	..	31,315	35,547	40,784
Belgium	6,121	925	3,313	1,503	3,816	80,879	12,195	39,500	10,375	41,183
France	100	4,283	1,308	55,525
Other Foreign Countries	6	245	121	41	268	313	3,471	1,052	273	2,488
TOTAL FOREIGN COUNTRIES	10,927	9,607	14,403	11,516	11,553	1,41,237	1,22,182	1,65,587	1,26,236	1,20,523
Share of Bengal	10,423	9,700	14,411	12,415	14,586	1,38,377	1,23,198	1,65,961	1,37,049	1,54,012
.. Bombay	356	620	180	3,126	1,155	11,474	7,900	2,026	40,051	12,926
.. Sind	5	1,036	51	10,312
.. Madras	272	147	21	2,983	1,619	213	..
TOTAL	11,279	10,592	14,738	15,867	16,777	1,49,851	1,31,081	1,69,635	1,77,367	1,77,280
White moist (III. B)—	Cwts.	Cwts.	Cwts.	Cwts.	Cwts.					
United Kingdom (including Channel Islands)	5	11	309	67	174	6,709
Belgium	500	6,824
Other Foreign Countries	74	60	20	74	21	1,152	1,066	341	1,115	314
TOTAL FOREIGN COUNTRIES	74	560	20	74	21	1,152	7,880	341	1,115	314
Share of Bengal	72	560	..	71	..	1,122	7,389	..	1,116	..
.. Bombay	29	341
.. Sind	2	..	5	11	387	30	..	67	174	6,953
.. Madras	3	71
TOTAL	74	560	34	85	800	1,152	7,880	408	1,280	7,023
Zinc, white—	Cwts.	Cwts.	Cwts.	Cwts.	Cwts.					
Genuine dry (III. B)—										
United Kingdom (including Channel Islands)	8,367	7,957	8,368	10,451	2,734	1,78,849	1,48,180	1,45,411	1,70,05	50,327
Other British Possessions	11	4	..	105	28	..	83	..
TOTAL BRITISH EMPIRE	8,378	7,957	8,368	10,455	2,734	1,78,954	1,48,208	1,45,411	1,70,142	50,327
Germany	2,963	1,061	2,640	1,023	139	54,460	20,538	42,050	17,119	2,011
Netherlands	1,156	477	270	288	5	23,442	8,919	4,973	4,758	74
Belgium	3,410	1,986	947	461	..	64,362	34,114	15,510	5,821	..
France	40	45	270	50	..	796	821	5,100	1,104	..
Iran	2,070	6,800	..
Japan	378	528	960	1,305	620	8,135	9,005	14,632	20,053	8,655
United States of America— Via Atlantic Coast	320	..	19	5,364	..	681	10	..
Other Foreign Countries	2	46	..	69	23	50	1,030	..	1,657	485
TOTAL FOREIGN COUNTRIES	8,269	4,143	5,115	6,214	787	1,57,605	75,087	88,867	60,279	11,225

No. 10—continued

ARTICLES, AND COUNTRIES OF CONSIGNMENT; ALSO SHARE OF EACH PROVINCE	QUANTITY					VALUE				
	1930-31	1931-32	1932-33	1933-34	1934-35	1930-31	1931-32	1932-33	1933-34	1934-35
Paints and Painters' Materials— continued						R	R	R	R	R
Paints and Colours—continued										
Zinc, white—continued										
Genuine dry (III. E)—contd.	Cwts.	Cwts.	Cwts.	Cwts.	Cwts.					
Share of Bengal	11,719	6,819	9,365	6,529	2,332	2,31,601	1,13,030	1,39,524	96,251	35,204
„ Bombay	4,093	4,610	3,076	9,214	773	85,968	90,928	62,509	1,15,280	13,707
„ Sind	168	245	337	390	100	6,985	9,504	11,615	12,081	4,692
„ Madras	406	341	421	323	152	6,802	7,034	8,544	6,560	2,565
„ Burma	283	99	384	213	104	0,213	2,799	7,076	6,040	4,384
TOTAL	16,647	12,100	13,483	16,669	3,521	3,36,559	2,23,295	2,29,268	2,30,421	61,562
Reduced dry (III. E)—	Cwts.	Cwts.	Cwts.	Cwts.	Cwts.					
United Kingdom (including Channel Islands)	808	808	119	386	14	13,056	5,665	2,540	5,648	428
Other British Possessions	2	42
TOTAL BRITISH EMPIRE	808	808	121	386	14	13,056	5,665	2,582	5,648	428
Germany	867	255	481	640	895	4,697	3,028	6,251	7,392	8,571
Netherlands	144	386	170	210	232	2,036	5,073	1,951	2,134	2,379
Belgium	127	87	192	480	21	1,730	919	3,538	5,632	284
Other Foreign Countries	139	130	4	43	..	2,169	1,943	145	626
TOTAL FOREIGN COUNTRIES	628	787	973	1,334	631	8,513	11,184	13,678	15,303	6,810
Share of Bengal	986	482	..	202	43	16,023	7,655	..	2,728	626
„ Bombay	64	161	313	429	40	987	2,823	5,217	5,998	468
„ Sind	17	25	129	33	9	460	515	2,438	435	236
„ Madras	378	374	476	1,061	551	4,746	4,504	6,228	11,639	5,860
„ Burma	6	53	177	6	2	348	1,359	2,377	160	48
TOTAL	1,491	1,095	1,094	1,720	645	21,569	16,849	16,200	20,951	7,236
Genuine moist (III. E)—	Cwts.	Cwts.	Cwts.	Cwts.	Cwts.					
United Kingdom (including Channel Islands)	20,086	19,472	15,951	19,202	18,608	6,08,131	5,78,208	4,56,892	5,25,070	6,13,087
Other British Possessions	1	..	3	31	..	128
TOTAL BRITISH EMPIRE	20,087	19,472	15,954	19,202	18,608	6,03,162	5,78,208	4,55,520	5,25,070	5,13,067
Germany	146	77	559	93	197	3,930	1,499	8,104	1,472	8,317
Netherlands	684	710	508	284	455	14,326	14,697	9,886	5,628	9,183
Japan	5,843	6,265	18,983	16,868	16,828	1,24,291	1,20,085	2,06,247	2,66,305	2,61,864
Other Foreign Countries	20	30	128	128	4	610	899	1,894	2,475	90
TOTAL FOREIGN COUNTRIES	6,692	7,091	19,578	17,863	17,484	1,43,283	1,37,150	3,15,931	2,75,900	2,74,444
Share of Bengal	3,231	3,572	6,741	6,761	7,178	1,00,866	99,294	1,36,324	1,43,721	1,48,980
„ Bombay	17,657	18,398	23,146	23,970	22,240	5,08,625	4,64,351	4,86,184	5,23,713	4,70,940
„ Sind	1,843	1,584	2,297	3,475	3,366	59,041	49,671	54,903	69,650	71,131
„ Madras	299	298	755	422	223	7,633	6,773	13,584	8,925	5,847
„ Burma	3,779	2,710	2,617	1,897	3,165	1,30,241	90,269	80,456	64,931	90,633
TOTAL	26,779	26,563	35,527	36,565	30,152	8,06,445	7,10,358	7,71,451	8,00,970	7,87,531
Reduced moist (III. E)—	Cwts.	Cwts.	Cwts.	Cwts.	Cwts.					
United Kingdom (including Channel Islands)	6,511	4,687	6,314	3,065	735	1,37,672	91,280	1,22,477	55,054	11,800
Other British Possessions	76	43	651	360
TOTAL BRITISH EMPIRE	6,511	4,687	6,314	3,141	828	1,37,672	91,280	1,22,477	55,705	12,220
Netherlands	1,697	1,148	169	130	90	27,659	17,706	2,411	1,717	1,544
Japan	192	6	255	1,198	400	2,583	501	1,814	9,144	4,410
Other Foreign Countries	156	258	49	20	38	2,617	2,928	755	172	590
TOTAL FOREIGN COUNTRIES	2,045	1,412	473	1,348	543	32,859	21,195	4,980	11,033	6,553
Share of Bengal	1,998	1,187	933	1,933	766	34,743	13,573	12,814	21,691	10,697
„ Bombay	201	60	365	193	..	2,410	466	3,641	3,298	..
„ Sind	6,019	4,680	5,323	1,632	139	1,26,331	97,938	1,03,477	28,100	1,845
„ Madras	77	12	23	10	..	1,417	343	433	193
„ Burma	338	105	214	708	463	8,038	1,931	7,232	13,210	6,038
TOTAL	8,556	6,009	6,787	4,480	1,371	1,70,591	1,12,475	1,27,457	66,738	18,778

GENERAL IMPORTS

(306)

No. 10—continued

ARTICLES, AND COUNTRIES OF CONSIGNMENT ALSO SHARE OF EACH PROVINCE	QUANTITY					VALUE				
	1930-31	1931-32	1932-33	1933-34	1934-35	1930-31	1931-32	1932-33	1933-34	1934-35
						₹	₹	₹	₹	₹
Paints and Painter's Materials— continued										
Paints and Colours—continued										
Other sorts—										
White Dry (III. E)—										
United Kingdom (including Channel Islands)	Cwts. 12,784	Cwts. 13,808	Cwts. 9,208	Cwts. 1,248	Cwts. 990	1,04,887	75,598	47,633	29,064	26,058
Other British Possessions	4	..	2	162	..	66	6	..
TOTAL BRITISH EMPIRE	12,788	13,808	9,210	1,248	990	1,05,049	75,598	47,699	29,070	26,058
Germany	447	1,504	942	281	8	7,902	3,915	3,078	4,000	688
Belgium	3,990	4,178	2,694	10,131	9,022	6,297
Other Foreign Countries	722	612	394	167	277	9,523	2,456	4,566	1,540	316
TOTAL FOREIGN COUNTRIES	5,159	6,294	4,230	448	285	27,556	16,293	13,936	5,600	1,004
Share of Bengal	16,356	18,708	13,199	1,313	1,117	94,485	76,381	57,800	26,267	25,292
" Bombay	1,253	1,217	235	167	31	27,631	10,899	3,493	1,436	332
" Sind	35	22	5	503	344	368
" Madras	198	188	6	226	60	7,778	4,832	342	6,986	1,387
" Burma	110	32	15	2,213	335	468
TOTAL	17,947	20,167	13,440	1,666	1,281	1,32,610	91,891	61,635	34,670	28,257
Coloured Dry (III. E) —										
United Kingdom (including Channel Islands)	Cwts. 32,323	Cwts. 30,771	Cwts. 31,530	Cwts. 42,617	Cwts. 45,822	10,45,404	8,85,276	9,00,374	10,43,710	11,37,256
Ceylon (excluding Maldives)	24	106	30	10	73	947	9,990	1,145	243	960
Straits Settlements	64	81	135	96	95	12,956	12,371	17,323	10,612	10,030
Hongkong	383	86	341	337	315	89,626	21,817	61,200	72,374	55,117
Canada— Vid Atlantic Coast	20	41	100	2,409	4,874	9,742
Other British Possessions	10	7	212	57	..	229	93	1,093
TOTAL BRITISH EMPIRE	32,794	31,044	32,006	43,058	46,017	11,48,090	9,29,460	9,82,740	11,31,212	12,14,812
Sweden	948	974	1,260	1,985	808	8,793	10,020	13,664	10,387	9,084
Germany	24,842	20,264	10,444	7,644	9,200	4,20,021	3,30,939	3,70,129	2,82,659	3,70,097
Netherlands	3,660	2,945	3,500	2,146	1,799	66,600	46,520	60,363	51,377	37,131
Belgium	10,779	8,148	7,673	6,493	5,708	1,13,775	82,881	72,506	75,029	69,991
France	608	430	193	236	272	16,490	17,427	14,552	12,701	17,087
Spain	711	47	100	101	333	5,098	256	620	593	2,362
Italy (including Fiume)	3,810	2,166	2,616	2,407	1,667	28,487	31,903	37,314	30,505	29,570
Iran	2,000	20,851	7,582	8,385	68,153	29,946
China (exclusive of Hongkong and Macao)	231	147	177	151	114	85,936	58,963	61,394	14,577	35,470
Japan	1,429	915	2,666	2,567	2,543	19,193	11,065	34,925	20,851	48,390
United States of America— Vid Atlantic Coast	1,854	1,333	2,132	2,725	1,984	54,554	41,287	60,146	67,103	57,403
" Pacific "	1,055	1	316	288	308	15,304	59	3,535	6,623	12,581
Other Foreign Countries	118	99	31	28	375	5,638	2,749	1,108	3,406	3,653
TOTAL FOREIGN COUNTRIES	49,545	37,469	33,198	47,027	32,753	8,39,980	6,34,138	7,59,719	6,53,114	7,23,649
Share of Bengal	43,097	35,500	32,451	41,036	41,191	9,59,251	6,74,337	7,79,439	8,16,937	9,18,080
" Bombay	23,778	19,702	17,493	33,635	22,117	5,66,323	4,91,034	5,04,679	5,01,417	5,35,123
" Sind	6,379	4,922	7,165	7,998	7,379	1,70,780	1,53,343	2,56,114	2,09,539	2,03,331
" Madras	5,976	6,335	6,913	7,030	6,967	2,05,011	2,05,718	1,99,513	2,00,917	2,06,976
" Burma	2,609	1,554	1,277	887	1,716	87,605	39,168	62,714	55,466	74,952
TOTAL	82,339	68,513	65,264	90,685	79,370	19,88,970	15,03,508	17,42,459	17,34,326	19,38,461
White moist (III. E) —										
United Kingdom (including Channel Islands)	Cwts. 11,228	Cwts. 7,960	Cwts. 7,110	Cwts. 9,661	Cwts. 11,764	2,70,752	1,98,663	1,84,615	2,30,215	2,65,003
Other British Possessions	10	25	3	10	22	400	1,050	267	942	404
TOTAL BRITISH EMPIRE	11,238	7,985	7,113	9,671	11,786	2,71,152	1,99,713	1,84,882	2,31,157	265,407

No. 10—continued

ARTICLES, AND COUNTRIES OF CONSIGNMENT; ALSO SHARE OF EACH PROVINCE	QUANTITY					VALUE				
	1930-31	1931-32	1932-33	1933-34	1934-35	1930-31	1931-32	1932-33	1933-34	1934-35
Paints and Painters' materials— continued						₹	₹	₹	₹	₹
Paints and Colours—continued										
Other sorts—continued										
White molst (III. E)— continued	Cwts.	Cwts.	Cwts.	Cwts.	Cwts.					
Germany	79	265	180	118	50	2,511	6,078	2,641	2,847	1,756
Netherlands	4,394	2,175	1,213	602	192	71,509	34,325	20,169	10,865	3,920
Japan	40	40	88	714	887	958	867	721	10,660	20,358
United States of America—										
Via Atlantic Coast	178	60	27	21	57	9,018	2,763	1,274	2,320	8,122
" Pacific "	149	6	..	7	..	6,852	481	1,038	477	..
Other Foreign Countries	376	714	353	120	9	2,790	4,908	4,790	2,524	284
TOTAL FOREIGN COUNTRIES	5,215	3,200	1,756	1,588	1,175	93,644	49,402	30,613	29,702	29,940
Share of Bengal	3,353	1,091	233	253	142	49,767	23,615	10,070	7,378	3,157
" Bombay	3,502	5,318	5,265	4,675	5,189	2,04,920	1,15,412	1,39,377	1,24,992	1,34,645
" Sind	1,333	1,403	1,547	3,851	5,388	24,969	24,414	21,547	72,979	1,03,117
" Madras	2,863	3,387	1,774	2,343	1,920	79,199	84,325	40,254	52,947	43,042
" Burma	302	46	58	137	322	6,341	1,409	1,267	2,083	6,476
TOTAL	10,453	11,245	8,875	11,250	12,901	3,64,796	2,40,175	2,15,515	2,60,859	2,95,437
Coloured molst (III. E)—	Cwts.	Cwts.	Cwts.	Cwts.	Cwts.					
United Kingdom (including Channel Islands)	67,232	56,075	52,590	49,910	61,726	21,32,917	16,06,011	16,80,180	16,70,885	18,75,624
Ceylon (excluding Maldives)	123	68	81	98	147	5,250	1,408	567	5,238	3,064
Straits Settlements	98	69	166	220	108	2,963	4,380	5,487	2,310	3,535
Canada—										
Via Atlantic Coast	184	7	1	20,116	409	88
" Pacific "	80	..	5
Other British Possessions	3	111	61	93	167	360	2,328	2,248	1,906	4,702
TOTAL BRITISH EMPIRE	67,456	56,318	53,032	50,328	62,149	21,91,490	16,74,122	17,17,678	16,80,743	18,87,018
Germany	1,189	1,285	948	1,035	784	64,469	60,409	45,246	64,614	84,559
Netherlands	1,974	2,317	1,070	1,095	690	37,765	59,885	42,401	38,700	24,508
Belgium	258	668	491	114	180	6,750	7,844	8,643	3,068	7,112
Italy (including Fiume)	106	1,018	190	37	57	6,644	25,992	10,523	1,867	1,950
Iran	2,000	8,406
Japan	35	313	2,390	8,086	7,974	677	10,283	34,547	1,13,395	1,98,579
United States of America—										
Via Atlantic Coast	3,166	3,796	1,291	1,330	2,194	2,62,648	1,96,209	1,23,971	1,04,128	1,46,587
" Pacific "	1,710	371	694	1,007	309	78,299	16,438	27,722	33,338	10,142
Other Foreign Countries	361	73	169	493	454	6,202	2,240	3,781	9,694	13,980
TOTAL FOREIGN COUNTRIES	8,799	9,841	9,238	13,147	12,001	4,58,454	3,78,400	3,05,240	3,68,810	4,39,307
Share of Bengal	23,773	23,061	24,097	20,302	24,646	10,47,094	7,73,793	7,84,323	7,33,731	8,47,885
" Bombay	25,009	23,362	21,032	26,112	23,178	8,70,326	7,53,786	7,32,421	7,66,271	7,29,394
" Sind	6,335	6,413	6,478	5,876	7,330	1,80,373	1,93,846	1,99,183	1,77,529	2,19,465
" Madras	6,140	6,329	4,994	5,774	2,301	2,38,056	1,74,430	1,53,601	1,94,457	2,82,263
" Burma	9,998	6,494	5,669	6,412	11,295	3,14,096	1,66,668	1,53,330	1,76,983	2,47,378
TOTAL	76,255	66,159	62,270	63,475	74,750	26,49,944	20,52,522	20,22,918	20,40,562	23,20,885
Total Paints and Colours—	Cwts.	Cwts.	Cwts.	Cwts.	Cwts.					
United Kingdom (including Channel Islands)	189,937	168,886	160,652	170,387	186,341	54,13,631	42,63,424	43,27,289	46,79,472	48,73,110
Ceylon (excluding Maldives)	7,002	4,943	6,543	6,008	6,257	58,485	43,044	41,111	41,717	46,617
Straits Settlements	181	165	340	415	266	16,337	17,482	23,273	13,835	14,870
Hongkong	383	86	353	401	350	89,626	21,817	61,330	72,587	56,145

ARTICLES, AND COUNTRIES OF CONSIGNMENT; ALSO SHARE OF EACH PROVINCE	QUANTITY					VALUE				
	1930-31	1931-32	1932-33	1933-34	1934-35	1930-31	1931-32	1932-33	1933-34	1934-35
						R	R	R	R	R
Paints and Painters' materials—continued										
Paints and Colours—concluded										
Total Paints and Colours—continued	Cwts.	Cwts.	Cwts.	Cwts.	Cwts.					
Canada—										
<i>Vid Atlantic Coast</i>	3	4	208	72	101	854	307	22,781	7,110	9,830
" Pacific "	80	..	5
Other British Possessions	..	107	59	88	359	63	2,016	2,357	1,740	5,609
TOTAL BRITISH EMPIRE	196,506	169,101	168,153	180,369	193,074	55,78,490	43,08,090	44,78,226	48,16,470	50,05,096
Sweden	1,287	974	1,359	2,873	1,001	18,221	10,167	14,875	23,878	11,044
Germany	125,059	69,577	40,077	49,450	31,287	10,39,070	7,80,316	8,93,094	7,53,802	7,27,632
Netherlands	80,410	20,563	14,718	9,211	9,325	3,25,029	2,17,407	2,24,949	1,80,390	1,63,460
Belgium	50,849	10,789	43,509	30,094	16,807	4,29,465	2,30,004	2,42,376	1,79,483	1,01,400
France	1,080	5,078	609	501	360	26,452	31,553	22,884	10,782	22,428
Spain	711	47	120	121	333	5,090	258	948	805	2,362
Italy (including Fiume)	14,832	16,543	5,558	14,927	34,730	1,03,367	1,92,905	86,867	96,226	1,02,287
Austria	924	55	..	67	302	22,339	1,354	..	2,483	6,592
Czechoslovakia	40	103	86	106	370	899	2,216	2,807	5,293	10,096
Iran	1	..	4,000	23,830	7,682	55	6	16,791	77,022	29,946
China (exclusive of Hong-kong and Macao)	231	163	216	246	134	85,941	59,392	64,222	16,155	86,347
Japan	21,993	24,923	56,977	46,676	53,977	4,08,263	4,03,099	7,20,374	6,27,292	8,09,953
United States of America—										
<i>Vid Atlantic Coast</i>	6,624	6,263	3,879	4,498	4,075	3,85,044	2,78,763	2,15,321	1,85,701	2,23,094
" Pacific "	2,914	883	1,010	1,323	602	95,455	17,082	32,295	41,322	23,930
Other Foreign Countries	181	71	78	123	294	6,429	2,553	1,950	5,644	4,080
TOTAL FOREIGN COUNTRIES	256,625	164,535	172,296	183,546	161,929	30,02,228	22,31,083	25,48,753	22,12,374	23,04,711
Share of Bengal	171,444	133,290	148,960	123,985	139,195	34,10,462	24,55,342	27,09,485	25,18,484	27,71,973
" Bombay	106,207	96,472	104,970	136,299	132,651	27,04,334	23,07,727	24,27,541	26,97,277	24,93,546
" Sind	79,874	69,552	28,608	23,335	31,533	8,86,132	7,75,786	7,77,429	7,35,535	8,07,244
" Madras	20,410	22,206	19,873	20,952	23,308	6,75,477	6,03,264	5,66,884	6,15,919	7,14,304
" Burma	75,196	22,206	38,028	55,344	23,916	9,05,269	5,01,054	5,45,640	5,62,529	6,12,300
TOTAL	453,131	333,726	340,440	369,915	355,003	85,20,724	66,49,173	70,26,979	70,28,844	74,00,407
Painters' materials (other than paints and colours)—										
Turpentine—										
Genuine turpentine (III. E)—										
United Kingdom (including Channel Islands)	Cwts.	Cwts.	Cwts.	Cwts.	Cwts.					
United Kingdom (including Channel Islands)	2,253	1,437	1,187	1,078	950	81,290	54,379	47,038	43,705	32,851
Other British Possessions	2	2	90	62	17	16	12
TOTAL BRITISH EMPIRE	2,255	1,439	1,187	1,078	950	81,380	54,441	47,055	43,721	32,863
U. S. S. R.—										
Northern	177	204	3,881	5,024
Sweden	866	425	170	859	752	18,426	9,150	3,539	7,995	15,099
Norway	42	..	109	165	365	1,003	..	4,060	3,954	7,812
Germany	291	685	185	470	698	0,079	10,977	5,356	9,423	12,035
United States of America—										
<i>Vid Atlantic Coast</i>	103	21	45	459	654	2,900	695	1,401	13,440	24,774
" Pacific "	72	30	..	18	..	2,487	1,601	..	512	..
Other Foreign Countries	18	90	2	31	50	480	2,125	93	1,335	1,340
TOTAL FOREIGN COUNTRIES	1,394	1,160	601	1,638	3,023	31,084	24,457	15,418	40,640	60,684
Share of Bengal	898	756	636	1,254	1,528	28,949	21,368	20,189	32,663	35,143
" Bombay	1,240	904	431	710	1,684	33,360	22,331	14,979	22,236	43,723
" Sind	181	146	71	129	115	5,104	3,331	2,079	3,085	3,438
" Madras	609	293	253	289	361	19,290	11,151	8,359	9,502	7,386
" Burma	721	500	397	404	335	20,661	19,007	16,367	16,784	9,353
TOTAL	3,649	2,599	1,788	2,706	3,978	1,13,364	78,808	62,478	84,261	99,547

No. 10—continued

ARTICLES, AND COUNTRIES OF CONSIGNMENT; ALSO SHARE OF EACH PROVINCE	QUANTITY					VALUE				
	1930-31	1931-32	1932-33	1933-34	1934-35	1930-31	1931-32	1932-33	1933-34	1934-35
Paints and Painters' Materials— continued						Rs	Rs	Rs	Rs	Rs
Painters' materials (other than paints and colours)—continued										
Turpentine substitute (III. E)—	Cwts.	Cwts.	Cwts.	Cwts.	Cwts.					
United Kingdom (including Channel Islands)	2,070	2,189	2,150	2,091	2,437	39,150	36,300	37,002	37,555	41,599
United States of America—										
Via Atlantic Coast	19	28	470	595	2	..	861	6,118
" Pacific "	51	..	30	12	..	1,686	..	930	121
Other Foreign Countries	10	..	10	18	47	236	..	256	604	615
TOTAL FOREIGN COUNTRIES	29	51	10	83	529	831	1,687	256	2,455	6,854
<i>Share of Bengal</i>	<i>229</i>	<i>144</i>	<i>212</i>	<i>318</i>	<i>583</i>	<i>4,867</i>	<i>2,762</i>	<i>5,986</i>	<i>6,764</i>	<i>13,806</i>
<i>" Bombay</i>	<i>1,167</i>	<i>1,546</i>	<i>1,225</i>	<i>1,185</i>	<i>1,070</i>	<i>20,566</i>	<i>25,197</i>	<i>19,165</i>	<i>20,964</i>	<i>17,420</i>
<i>" Sind</i>	<i>384</i>	<i>359</i>	<i>403</i>	<i>392</i>	<i>515</i>	<i>7,008</i>	<i>6,354</i>	<i>6,756</i>	<i>4,865</i>	<i>8,544</i>
<i>" Madras</i>	<i>265</i>	<i>181</i>	<i>301</i>	<i>351</i>	<i>436</i>	<i>5,363</i>	<i>3,541</i>	<i>5,778</i>	<i>6,819</i>	<i>7,527</i>
<i>" Burma</i>	<i>63</i>	<i>10</i>	<i>25</i>	<i>28</i>	<i>62</i>	<i>1,268</i>	<i>193</i>	<i>533</i>	<i>578</i>	<i>1,156</i>
TOTAL	2,108	2,240	2,166	2,174	2,966	39,000	38,047	38,218	40,010	48,463
Varnish—										
Enamels (III. E)—	Cwts.	Cwts.	Cwts.	Cwts.	Cwts.					
United Kingdom (including Channel Islands)	4,490	2,021	3,342	1,873	1,307	2,51,626	1,44,800	1,71,096	1,35,570	1,04,525
Other British Possessions	10	19	65	127	35	1,038	1,909	4,019	6,032	1,756
TOTAL BRITISH EMPIRE	4,500	2,040	3,407	2,000	1,342	2,52,664	1,46,718	1,75,715	1,41,602	1,06,286
Germany	251	197	172	121	89	20,754	11,492	11,837	9,637	9,871
Netherlands	128	204	223	121	28	8,687	10,938	9,605	5,371	1,300
Japan	415	145	418	622	191	19,107	8,028	10,897	24,700	6,728
United States of America—										
Via Atlantic Coast	1,071	277	168	177	80	91,422	22,267	20,235	16,234	7,759
" Pacific "	21	10	4	10	10	1,968	718	476	969	521
Other Foreign Countries	9	3	18	46	10	704	212	797	2,460	554
TOTAL FOREIGN COUNTRIES	1,895	836	993	1,097	403	1,42,642	53,650	53,747	59,470	29,733
<i>Share of Bengal</i>	<i>268</i>	<i>197</i>	<i>46</i>	<i>53</i>	<i>68</i>	<i>31,708</i>	<i>12,959</i>	<i>2,794</i>	<i>3,309</i>	<i>3,571</i>
<i>" Bombay</i>	<i>108</i>	<i>5</i>	<i>32</i>	<i>43</i>	<i>7</i>	<i>7,657</i>	<i>222</i>	<i>4,108</i>	<i>3,408</i>	<i>352</i>
<i>" Sind</i>	<i>1,357</i>	<i>1,321</i>	<i>1,438</i>	<i>482</i>	<i>431</i>	<i>53,259</i>	<i>37,379</i>	<i>44,204</i>	<i>31,958</i>	<i>31,464</i>
<i>" Madras</i>	<i>1,410</i>	<i>893</i>	<i>379</i>	<i>726</i>	<i>680</i>	<i>1,14,990</i>	<i>75,740</i>	<i>75,922</i>	<i>71,463</i>	<i>67,106</i>
<i>" Burma</i>	<i>2,052</i>	<i>1,160</i>	<i>2,005</i>	<i>1,793</i>	<i>559</i>	<i>1,32,322</i>	<i>73,508</i>	<i>1,02,430</i>	<i>90,841</i>	<i>30,526</i>
TOTAL	6,395	3,476	4,400	3,097	1,745	3,95,305	2,00,368	2,29,462	2,01,072	1,35,019
Lacquers (III. E)—	Cwts.	Cwts.	Cwts.	Cwts.	Cwts.					
United Kingdom (including Channel Islands)	386	46	78	13	187	22,595	4,086	6,142	1,504	8,670
Other British Possessions	1	81	20	24
TOTAL BRITISH EMPIRE	386	46	78	13	188	22,676	4,056	6,142	1,504	8,694
Germany	210	51	116	14	8	8,004	5,275	12,323	2,095	1,261
United States of America—										
Via Atlantic Coast	61	16	30	16	11	5,083	2,601	8,125	2,174	1,851
" Pacific "	21	5
Other Foreign Countries	192	..	3	10	..	5,984	..	318	857	38
TOTAL FOREIGN COUNTRIES	453	67	158	40	19	19,092	7,941	15,761	5,726	3,150

GENERAL IMPORTS

(310)

No. 10—continued

ARTICLES, AND COUNTRIES OF CONSIGNMENT; ALSO SHARE OF EACH PROVINCE	QUANTITY					VALUE				
	1930-31	1931-32	1932-33	1933-34	1934-35	1930-31	1931-32	1932-33	1933-34	1934-35
						₹	₹	₹	₹	₹
Paints and Painters' Materials—continued										
Painters' materials (other than paints and colours)—continued										
Varnishes—continued										
Lacquers (III. E)—contd.										
Share of Bengal	37	39	35	7	8	7,409	4,206	6,711	547	1,418
„ Bombay	43	30	39	8	10	3,131	2,182	1,957	447	613
„ Sind	695	8	1	5	3	29,093	1,100	305	865	615
„ Madras	4	34	120	27	132	681	4,153	12,636	4,416	8,502
„ Burma	10	2	1	6	4	1,454	376	294	955	696
TOTAL	839	118	236	53	157	41,708	11,097	21,903	7,230	11,844
Other kinds (III. E)—										
United Kingdom (including Channel Islands)	22,864	19,591	20,043	20,063	21,375	11,70,775	9,89,906	9,87,695	9,71,306	10,29,688
Canada— Vid Atlantic Coast	25	91	132	8	1	591	2,508	17,728	1,070	49
Other British Possessions	174	124	167	182	198	7,324	3,706	4,456	4,978	4,278
TOTAL BRITISH EMPIRE	23,063	19,806	20,342	20,253	21,574	11,78,690	2,96,020	10,00,879	9,77,309	10,34,015
Germany	1,632	1,919	1,598	889	592	60,745	76,717	59,694	32,508	22,889
Netherlands	994	1,310	987	633	530	37,248	48,190	36,908	24,342	16,722
Belgium	327	1,270	1,696	1,578	1,013	10,848	42,219	52,396	51,092	31,275
Japan	27	11	40	1,111	2,644	792	507	2,852	28,327	61,871
United States of America— Vid Atlantic Coast	795	446	193	162	220	55,062	39,140	23,306	20,552	17,753
„ Pacific „	21	9	12	25	2	1,616	1,357	759	935	177
Other Foreign Countries	50	15	22	5	39	1,924	1,173	1,541	437	1,283
TOTAL FOREIGN COUNTRIES	3,846	4,980	4,548	4,401	5,040	1,74,635	2,09,303	1,77,456	1,38,193	1,51,470
Share of Bengal	3,713	6,479	5,904	4,077	5,472	4,39,064	3,12,186	2,91,681	2,15,583	2,32,783
„ Bombay	6,085	6,665	7,133	3,324	9,057	3,57,101	3,64,021	3,54,328	4,30,290	4,33,117
„ Sind	4,535	6,004	5,388	5,191	6,715	2,18,090	2,74,152	2,47,195	2,44,126	3,02,955
„ Madras	4,708	3,334	4,316	3,327	4,150	2,33,444	1,91,460	1,92,015	1,80,062	1,74,975
„ Burma	2,868	1,804	2,091	2,135	1,220	1,13,426	63,484	72,018	65,435	41,716
TOTAL	26,909	24,786	24,800	24,654	26,614	13,53,325	12,05,323	11,87,335	11,35,502	11,85,465
Total Varnish (III. E)—										
United Kingdom (including Channel Islands)	27,740	22,258	23,463	21,949	22,819	14,44,996	11,38,651	11,64,933	11,08,440	11,42,386
Straits Settlements	40	23	67	127	59	2,157	1,292	4,539	5,425	1,688
Hongkong	125	108	161	182	162	4,085	2,828	4,046	5,405	3,674
Canada— Vid Atlantic Coast	25	91	132	8	1	678	2,528	17,728	1,070	64
Other British Possessions	19	12	4	—	13	2,134	1,495	490	75	683
TOTAL BRITISH EMPIRE	27,949	22,492	23,827	22,266	23,054	14,54,030	11,46,794	11,91,786	11,20,415	11,48,995
Germany	2,098	2,167	1,886	1,024	689	95,503	98,484	83,854	44,840	33,521
Netherlands	1,167	1,514	1,210	764	553	47,830	59,128	46,413	30,570	18,022
Belgium	469	1,273	1,696	1,583	1,015	15,620	42,346	52,397	51,649	31,390
Japan	442	158	458	1,733	2,835	19,899	8,535	13,761	53,128	68,599
United States of America— Vid Atlantic Coast	1,927	789	395	355	311	1,51,567	64,068	46,666	38,960	27,363
„ Pacific „	42	19	16	35	12	3,605	2,080	1,235	1,904	693
Other Foreign Countries	54	15	38	39	47	2,345	1,258	2,638	2,340	1,760
TOTAL FOREIGN COUNTRIES	6,194	5,883	5,699	5,538	5,462	3,36,369	2,70,804	2,46,964	2,23,360	1,81,368
Share of Bengal	5,768	6,715	6,095	4,737	5,548	5,19,781	3,29,351	3,01,056	2,19,432	2,37,712
„ Bombay	6,236	6,700	7,194	3,875	9,074	3,67,239	3,66,465	3,90,591	4,31,151	4,34,032
„ Sind	7,087	7,233	6,825	5,673	7,149	3,01,052	3,13,131	2,91,704	2,76,949	3,35,034
„ Madras	6,122	4,761	5,315	4,580	4,962	3,49,115	2,71,373	2,30,579	2,55,941	2,50,533
„ Burma	4,930	2,966	4,097	3,934	1,783	2,63,162	1,37,363	1,74,740	1,57,531	72,929
TOTAL	34,143	28,375	29,526	27,804	28,516	17,90,399	14,17,689	14,38,700	13,43,804	13,30,340

No. 10—continued

ARTICLES, AND COUNTRIES OF CONSIGNMENT; ALSO SHARE OF EACH PROVINCE	QUANTITY					VALUE				
	1980-81	1981-82	1982-83	1983-84	1984-85	1980-81	1981-82	1982-83	1983-84	1984-85
Paints and Painters' materials— continued						R	R	R	R	₹
Painters' materials (other than paints and colours)— continued										
Other kinds (III. E)—										
United Kingdom (including Channel Islands)	—	—	—	—	—	4,48,580	3,82,840	3,88,621	4,85,704	4,70,500
Canada— <i>Via Atlantic Coast</i>	—	—	—	—	—	6	—	8	2,816	10,334
Other British Possessions	—	—	—	—	—	2,290	1,682	484	4,374	1,419
TOTAL BRITISH EMPIRE	—	—	—	—	—	4,50,876	3,84,022	3,89,058	4,92,894	4,82,368
Germany	—	—	—	—	—	80,893	50,417	1,82,422	1,11,328	1,40,861
Netherlands	—	—	—	—	—	6,851	1,781	3,886	1,774	1,727
Belgium	—	—	—	—	—	40,153	48,856	41,424	23,141	9,684
France	—	—	—	—	—	20,270	16,093	2,992	5,480	4,840
Switzerland	—	—	—	—	—	1,985	2,925	6,440	4,572	1,886
Italy (including Fiume)	—	—	—	—	—	29,776	22,045	45,112	42,464	72,604
Muskat Territory and Trucial Oman	—	—	—	—	—	15,094	4,041	3,058	6,074	6,524
Other Native States in Arabia	—	—	—	—	—	16,531	2,236	1,001	1,550	1,182
Japan	—	—	—	—	—	1,893	825	2,086	10,791	17,700
United States of America—										
<i>Via Atlantic Coast</i>	—	—	—	—	—	48,967	36,881	17,738	15,751	55,655
" Pacific "	—	—	—	—	—	337	—	80	2,208	118
Other Foreign Countries	—	—	—	—	—	2,464	4,073	5,074	4,278	9,890
TOTAL FOREIGN COUNTRIES	—	—	—	—	—	2,33,214	1,85,273	2,63,213	2,29,377	3,21,080
Share of Bengal	—	—	—	—	—	89,583	91,617	1,23,220	1,84,043	2,15,380
" Bombay	—	—	—	—	—	3,78,398	3,30,079	3,66,787	3,62,694	4,06,658
" Sind	—	—	—	—	—	73,732	71,059	71,908	56,341	61,624
" Madras	—	—	—	—	—	1,05,056	51,226	65,620	94,441	77,330
" Burma	—	—	—	—	—	37,321	25,314	24,726	24,752	42,541
TOTAL	—	—	—	—	—	6,84,000	5,69,295	6,52,271	7,22,271	8,04,033
Total value of Painters' materials (other than paints and colours)—										
United Kingdom (including Channel Islands)	—	—	—	—	—	20,14,025	16,11,730	16,88,554	61,75,404	16,87,836
Straits Settlements	—	—	—	—	—	3,488	1,804	4,934	6,231	2,292
Hongkong	—	—	—	—	—	4,065	2,828	4,061	8,105	3,679
Canada— <i>Via Atlantic Coast</i>	—	—	—	—	—	678	2,526	17,731	3,886	10,498
Other British Possessions	—	—	—	—	—	3,230	3,227	531	959	1,505
TOTAL BRITISH EMPIRE	—	—	—	—	—	20,25,445	16,21,617	16,65,811	16,94,585	17,06,810
U. S. S. R.—										
Northern	—	—	—	—	—	—	—	—	3,861	5,024
Southern	—	—	—	—	—	—	—	—	128	117
Sweden	—	—	—	—	—	19,041	9,560	4,225	9,454	17,857
Norway	—	—	—	—	—	1,023	—	5,788	4,277	9,442
Germany	—	—	—	—	—	1,42,075	1,54,878	2,21,682	1,65,850	1,86,710
Netherlands	—	—	—	—	—	55,038	60,904	49,799	32,526	20,137
Belgium	—	—	—	—	—	55,773	85,702	93,821	74,797	41,831
France	—	—	—	—	—	29,445	19,900	3,551	5,690	4,874
Switzerland	—	—	—	—	—	1,985	2,925	6,440	4,572	1,366
Italy (including Fiume)	—	—	—	—	—	29,776	22,768	45,932	42,940	73,019

GENERAL IMPORTS

(312)

No. 10—continued

ARTICLES, AND COUNTRIES OF CONSIGNMENT; ALSO SHARE OF EACH PROVINCE	QUANTITY					VALUE				
	1930-31	1931-32	1932-33	1933-34	1934-35	1930-31	1931-32	1932-33	1933-34	1934-35
						R	R	R	R	R
Paints and Painters' materials— <i>continued</i>										
Painters' materials (other than paints and colours)—concluded										
Total value of Painters' materials (other than paints and colours)— continued										
Maskat Territory and Trucial Oman	—	—	—	—	—	15,094	4,041	3,958	6,074	6,524
Other Native States in Arabia	—	—	—	—	—	16,555	2,236	1,901	1,560	1,198
Japan	—	—	—	—	—	21,802	10,145	15,847	64,058	80,723
United States of America—										
<i>Vid Atlantic Coast</i>	—	—	—	—	—	2,04,029	1,01,045	65,805	69,012	1,18,010
" Pacific "	—	—	—	—	—	6,420	5,266	1,315	5,549	987
Other Foreign Countries	—	—	—	—	—	3,493	5,341	5,827	4,803	6,822
TOTAL FOREIGN COUNTRIES	—	—	—	—	—	6,62,398	4,82,311	6,26,851	4,95,761	5,76,571
Share of Bengal	—	—	—	—	—	6,43,180	4,45,098	4,60,491	4,42,892	5,02,041
" Bombay	—	—	—	—	—	7,99,913	7,44,622	7,91,522	8,40,005	9,01,883
" Sind	—	—	—	—	—	3,87,496	3,94,375	3,72,447	3,41,241	4,08,640
" Madras	—	—	—	—	—	4,78,324	3,37,291	3,60,336	3,66,703	3,43,320
" Burma	—	—	—	—	—	3,18,420	1,82,542	2,16,866	1,99,445	1,26,492
TOTAL	—	—	—	—	—	20,27,843	21,03,928	21,01,668	21,30,346	22,82,381
Total value of Paints and Painters' materials—										
United Kingdom (including Channel Islands)	—	—	—	—	—	74,27,656	58,05,154	59,65,843	63,54,876	65,00,056
Aden and Dependencies	—	—	—	—	—	761	2,040	1	..	5,045
Ceylon (excluding Maldives)	—	—	—	—	—	60,565	46,199	41,654	41,830	47,176
Straits Settlements	—	—	—	—	—	19,775	18,786	28,212	20,066	16,662
Hongkong	—	—	—	—	—	93,691	24,045	65,441	80,692	59,824
Canada—										
<i>Vid Atlantic Coast</i>	—	—	—	—	—	1,032	2,835	40,462	11,005	20,328
" Pacific "	—	—	—	—	—	80	..	5
Other British Possessions	—	—	—	—	—	461	48	2,364	2,586	1,510
TOTAL BRITISH EMPIRE	—	—	—	—	—	76,03,941	59,89,707	61,44,037	65,11,055	67,11,509
U. S. S. R.—										
Northern	—	—	—	—	—	3,881	5,024
Southern	—	—	—	—	—	1,003	117
Sweden	—	—	—	—	—	33,162	19,727	19,100	39,332	28,901
Norway	—	—	—	—	—	1,023	..	5,738	5,669	9,442
Germany	—	—	—	—	—	11,75,745	9,35,194	11,14,726	9,19,852	9,14,342
Netherlands	—	—	—	—	—	3,80,667	2,79,311	2,74,749	2,12,916	1,89,597
Belgium	—	—	—	—	—	4,85,238	3,24,706	3,30,197	2,54,280	2,03,351
France	—	—	—	—	—	55,897	98,453	26,435	22,472	27,302
Spain	—	—	—	—	—	5,099	256	918	895	2,362
Switzerland	—	—	—	—	—	3,126	8,979	6,518	6,980	1,336
Italy (including Trieste)	—	—	—	—	—	1,93,143	2,15,973	1,82,799	1,39,165	2,35,206
Austria	—	—	—	—	—	22,018	4,737	614	3,075	8,793
Czechoslovakia	—	—	—	—	—	899	2,217	3,241	5,353	10,563
Maskat Territory and Trucial Oman	—	—	—	—	—	15,094	4,041	3,958	6,074	6,524
Other Native States in Arabia	—	—	—	—	—	17,315	2,236	1,901	1,570	1,679
Iran	—	—	—	—	—	399	1,110	16,795	77,221	80,002
China (exclusive of Hong- kong and Macao)	—	—	—	—	—	87,612	59,610	67,320	18,821	39,135
Japan	—	—	—	—	—	4,30,065	4,13,244	7,45,221	6,91,967	8,96,076
United States of America—										
<i>Vid Atlantic Coast</i>	—	—	—	—	—	5,89,973	3,75,409	2,81,186	2,54,713	3,87,004
" Pacific "	—	—	—	—	—	1,01,884	22,358	39,610	46,871	24,807
Other Foreign Countries	—	—	—	—	—	5,667	2,133	3,549	2,235	4,910
TOTAL FOREIGN COUNTRIES	—	—	—	—	—	30,04,628	27,63,394	30,74,004	27,08,135	29,71,282

No. 10—continued

ARTICLES, AND COUNTRIES OF CONSIGNMENT; ALSO SHARE OF EACH PROVINCE	QUANTITY					VALUE				
	1930-31	1931-32	1932-33	1933-34	1934-35	1930-31	1931-32	1932-33	1933-34	1934-35
Paints and Painters' materials— concluded						R	R	R	R	R
<i>Total value of Paints and Painters' materials—contd.</i>										
Share of Bengal	—	—	—	—	—	40,53,642	29,01,440	31,59,976	29,61,376	32,73,964
„ Bombay	—	—	—	—	—	35,04,227	30,52,349	32,19,063	34,37,342	33,95,429
„ Sind	—	—	—	—	—	12,72,628	11,70,161	11,49,876	10,76,776	12,15,884
„ Madras	—	—	—	—	—	11,54,301	9,45,555	9,27,220	9,81,722	10,58,129
„ Burma	—	—	—	—	—	12,23,899	6,83,596	7,62,566	7,61,974	7,39,392
TOTAL	—	—	—	—	—	1,12,08,567	87,53,101	92,18,641	92,10,190	96,82,768
Paper and Pasteboard— Paper—										
Packing Paper (III. M)—										
United Kingdom (including Channel Islands)	Cwts. 16,972	Cwts. 20,199	Cwts. 19,595	Cwts. 14,366	Cwts. 18,583	4,11,816	4,48,382	3,54,787	2,80,545	3,66,147
Straits Settlements	141	219	247	176	262	3,874	9,655	6,676	4,425	7,407
Hongkong	858	832	1,229	1,215	1,346	16,243	13,550	19,459	21,872	23,824
Other British Possessions	8	..	12	2	12	318	..	121	34	261
TOTAL BRITISH EMPIRE	17,979	21,250	20,883	15,759	20,203	4,32,251	4,71,537	3,88,037	3,06,876	3,97,189
Finland	4,081	3,088	9,791	4,619	8,387	51,011	35,835	1,14,171	44,708	82,887
Estonia	617	124	382	170	117	9,735	2,002	4,268	2,238	1,640
Latvia	488	236	1,111	516	920	7,165	3,302	14,054	5,243	10,364
Sweden	105,092	90,640	173,327	131,946	174,869	17,17,429	13,44,737	23,48,103	18,91,958	19,90,095
Norway	13,039	9,247	26,310	27,370	24,448	2,34,469	1,18,706	3,41,134	3,22,685	2,67,674
Poland (including Danzig)	585	6,250
Germany	38,406	33,412	31,068	11,938	24,901	5,26,258	4,41,665	4,62,288	1,78,871	2,95,366
Netherlands	10,958	9,879	10,464	9,018	5,302	2,39,141	1,28,481	1,17,009	1,06,770	81,241
Belgium	4,324	3,006	2,425	1,253	957	67,429	62,624	26,874	19,996	17,551
France	162	279	68	5	17	6,812	4,578	3,416	664	738
Italy (including Fiume)	1,386	2,200	3,894	3,202	1,987	25,661	45,678	54,922	64,680	39,637
Austria	18,077	16,122	20,933	30,923	14,528	3,65,957	2,47,784	3,08,023	3,72,685	1,82,895
Hungary	387	98	6,180	1,374
Czechoslovakia	14,095	14,431	22,124	12,601	33,321	2,08,971	1,88,213	2,85,670	1,44,754	3,94,474
China (exclusive of Hong- kong and Macao)	113	101	129	222	140	5,121	6,010	3,386	7,209	10,909
Japan	750	587	1,003	340	447	10,595	12,085	30,813	7,847	12,516
United States of America—										
Via Atlantic Coast	1,191	625	641	213	1,869	24,864	12,990	18,690	8,171	20,698
„ Pacific „	17	..	4	42	37	639	..	270	786	661
Other Foreign Countries	346	506	365	72	443	5,417	8,465	4,477	826	4,930
TOTAL FOREIGN COUNTRIES	213,379	183,571	304,014	234,509	293,275	34,21,804	26,59,479	41,52,068	28,74,971	34,20,575
Share of Bengal	76,707	65,699	95,332	84,679	92,334	12,94,140	10,56,963	14,58,072	11,86,712	12,32,505
„ Bombay	107,371	98,497	159,649	110,690	143,254	18,54,592	14,38,501	21,24,520	18,91,913	16,23,727
„ Sind	7,323	9,906	19,255	11,492	23,121	1,22,772	1,47,971	2,57,984	1,35,520	2,57,777
„ Madras	17,765	19,048	27,039	27,133	24,359	2,66,827	2,55,801	3,53,009	3,50,652	3,86,325
„ Burma	21,792	11,671	23,572	16,274	24,410	3,15,724	1,81,730	3,41,515	2,17,650	3,17,480
TOTAL	231,358	204,821	324,807	250,268	313,478	38,54,055	31,31,016	45,86,100	31,81,847	38,17,714
Printing paper— News printing (III. M)—										
United Kingdom (including Channel Islands)	Cwts. 10,920	Cwts. 6,550	Cwts. 9,427	Cwts. 9,019	Cwts. 5,246	1,41,860	79,172	98,046	79,467	60,008
Canada—										
Via Atlantic Coast	495	6,704	14,251	6,068	63,808	58,498
„ Pacific „	4,789	9,392	35,529	71,506
Other British Possessions	3	..	4	3?	..	52
TOTAL BRITISH EMPIRE	10,920	6,550	9,925	20,512	28,893	1,41,860	79,172	1,04,149	1,78,804	2,10,064

GENERAL IMPORTS

(314)

No. 10—continued

ARTICLES, AND COUNTRIES OF CONSIGNMENT; ALSO SHARE OF EACH PROVINCE	QUANTITY					VALUE				
	1930-31	1931-32	1932-33	1933-34	1934-35	1930-31	1931-32	1932-33	1933-34	1934-35
						R	R	R	R	R
Paper and Pasteboard—continued										
Paper—continued										
Printing paper—contd.										
News printing (III. M)—continued										
Finland	18,619	19,059	46,704	84,866	96,020	2,61,620	2,21,677	5,07,381	7,86,302	8,31,832
Estonia	6,451	1,505	1,925	4,429	1,655	77,589	16,033	17,794	45,409	15,145
Sweden	24,638	42,479	51,657	52,675	62,242	3,07,405	4,53,078	5,01,057	4,12,245	4,37,670
Norway	204,894	117,367	203,343	216,556	178,887	24,26,315	13,53,971	20,71,229	10,64,001	13,50,832
Germany	28,380	42,246	30,767	33,853	32,256	3,33,995	4,67,987	3,36,295	2,87,830	2,37,257
Netherlands	5,706	4,164	807	3,403	1,644	88,999	60,029	8,374	26,216	11,012
Belgium	568	101	402	105	86	8,166	1,382	4,827	1,743	1,748
Italy (including Fiume)	13,247	14,948	6,684	2,244	508	1,41,494	1,40,283	76,720	10,239	5,025
Austria	113,582	149,109	102,290	86,884	99,459	13,64,652	16,58,487	11,08,305	3,09,124	3,63,134
Czechoslovakia	1,189	1,955	1,039	4,514	6,114	16,201	12,222	8,822	40,880	55,362
Yugo-Slavia (Kingdom of the Serbs, Croats and Slovenes)	1,917	117	27,543	1,438
Other Foreign Countries	628	271	523	1,071	333	6,293	4,458	5,531	6,917	2,231
TOTAL FOREIGN COUNTRIES	419,899	392,021	440,647	490,600	479,204	51,10,271	43,91,037	46,46,335	43,78,064	38,11,298
Share of Bengal	118,054	103,747	120,253	132,934	127,509	15,56,211	12,96,922	12,93,258	13,07,326	9,50,766
" Bombay	170,539	151,721	177,934	203,473	192,234	18,02,480	15,84,514	17,44,980	16,33,769	14,08,150
" Sind	42,593	52,264	60,509	63,625	63,533	5,04,621	5,53,464	6,20,048	5,72,171	5,44,102
" Madras	72,464	60,224	69,712	79,739	36,017	9,72,989	6,34,892	7,27,750	7,20,931	7,16,414
" Burma	27,259	25,615	28,164	31,238	33,704	4,15,930	3,50,617	3,64,445	3,33,071	4,01,931
Protected	4,015	1,430	1,196	3,172	1,965	60,429	23,734	14,936	27,056	19,894
Not protected	425,804	397,082	455,376	507,940	508,132	51,91,702	44,46,475	47,35,545	45,30,712	40,01,468
TOTAL	430,819	398,571	456,572	511,112	508,097	52,52,131	44,70,209	47,50,481	45,57,768	40,21,362
Other sorts (III. M)—										
United Kingdom (including Channel Islands)	65,759	43,373	35,038	37,320	33,928	14,82,746	9,55,054	7,75,146	7,82,648	7,49,610
Canada—										
Via Atlantic Coast	23	..	2,817	571	590	12,164
Other British Possessions	43	36	15	18	2	1,344	583	259	2	35
TOTAL BRITISH EMPIRE	65,807	43,414	35,076	37,338	36,747	14,91,090	9,55,637	7,75,976	7,83,240	7,61,809
Finland	11,959	11,543	19,493	15,370	19,730	1,40,189	1,31,955	2,54,571	1,74,875	1,88,583
Estonia	2,104	611	160	745	767	27,915	6,418	1,919	7,737	9,131
Latvia	2,729	418	825	31	2,455	37,002	5,980	7,286	487	23,071
Sweden	10,631	13,026	10,317	20,372	18,477	2,01,751	2,15,774	1,78,639	3,07,876	2,64,266
Norway	36,911	13,282	26,176	32,275	28,718	5,37,247	1,58,968	3,37,708	3,53,437	2,79,443
Germany	25,834	32,059	30,144	28,120	42,937	4,33,905	5,09,156	5,32,043	5,06,100	6,61,300
Netherlands	38,680	36,561	35,173	38,716	28,297	6,97,757	6,26,087	5,21,396	5,27,619	3,75,637
Belgium	9,867	5,934	4,587	4,982	4,239	2,07,721	1,21,097	1,16,568	1,17,513	92,045
France	568	840	115	15,905	5,141	1,567
Italy (including Fiume)	5,077	4,327	4,225	3,742	6,443	99,208	79,921	75,927	65,131	1,06,310
Austria	38,443	51,910	49,803	60,239	36,705	6,08,933	6,29,964	6,26,920	7,01,970	4,26,039
Czechoslovakia	2,925	2,452	3,411	6,703	23,235	54,085	40,782	51,395	38,904	2,43,846
Yugo-Slavia (Kingdom of the Serbs, Croats and Slovenes)	473	955	36	6,820	13,332	553
Japan	400	2,544	3,209	2,217	..	8,645	54,361	1,41,423	43,206
United States of America—Via Atlantic Coast	295	444	380	1,237	1,955	19,247	22,330	22,924	42,674	41,865
Other Foreign Countries	91	93	107	42	..	1,438	1,335	1,637	453	..
TOTAL FOREIGN COUNTRIES	136,537	173,995	187,845	222,132	216,332	31,44,153	25,72,929	27,83,354	30,41,604	27,56,912

No. 10—continued

ARTICLES, AND COUNTRIES OF CONSUMPTION; ALSO SHARE OF EACH PROVINCE	QUANTITY					VALUE				
	1930-31	1931-32	1932-33	1933-34	1934-35	1930-31	1931-32	1932-33	1933-34	1934-35
						R	R	R	R	R
Paper and Pasteboard—continued										
Paper—continued										
Printing paper—continued										
Other sorts (III. M)— continued	Cwts.	Cwts.	Cwts.	Cwts.	Cwts.					
Share of Bengal	94,141	77,378	63,881	86,385	94,374	16,56,521	12,11,070	10,43,300	12,55,208	12,38,979
„ Bombay	68,673	69,642	69,597	93,747	89,295	14,01,321	11,79,136	13,36,408	15,61,737	14,30,569
„ Sind	19,714	9,928	9,363	9,923	10,483	2,15,330	1,74,369	1,60,502	1,53,772	1,59,321
„ Madras	69,251	64,263	65,309	60,900	51,821	12,00,038	8,65,350	8,84,538	7,57,083	6,11,191
„ Burma	9,615	6,398	9,771	8,015	6,906	1,62,033	99,591	1,29,581	97,044	78,168
{ Protected	132,171	98,738	90,208	114,016	97,007	27,34,813	19,65,778	17,26,447	19,82,154	16,91,710
{ Not protected	120,228	118,671	132,718	145,454	155,472	19,00,425	15,62,788	18,32,883	18,42,690	18,27,011
TOTAL	252,394	217,409	222,921	259,470	253,079	46,35,238	35,28,566	35,59,330	38,24,844	35,18,721
Total Printing Paper (III. M)—	Cwts.	Cwts.	Cwts.	Cwts.	Cwts.					
United Kingdom (including Channel Islands)	76,079	49,928	44,466	46,339	39,174	16,31,806	10,34,226	8,73,192	8,62,116	7,99,618
Canada— Vid Atlantic Coast	518	6,722	17,068	6,639	64,398	1,00,662
„ Pacific „	4,789	9,392	36,520	71,506
Other British Possessions	48	86	18	..	6	1,344	583	291	2	87
TOTAL BRITISH EMPIRE	76,727	49,964	45,001	57,950	65,640	16,32,950	10,34,809	8,80,122	9,62,044	9,71,873
Finland	30,608	31,202	66,107	100,736	115,756	4,01,809	3,53,632	7,61,952	9,61,177	10,20,415
Estonia	8,556	2,116	2,085	5,174	2,422	1,05,504	22,451	19,713	53,146	24,276
Latvia	2,729	441	825	391	2,455	37,002	6,315	7,286	3,514	23,071
Sweden	35,310	55,505	62,474	73,547	83,719	5,09,156	6,08,852	6,79,696	7,20,121	7,01,936
Norway	241,805	130,629	230,019	248,831	207,605	29,63,562	15,12,939	24,08,927	23,17,438	16,30,275
Germany	54,214	74,305	60,011	61,973	75,193	8,72,900	9,77,142	8,68,338	7,73,939	8,98,557
Netherlands	44,386	40,725	35,980	42,119	29,041	7,86,756	6,86,116	5,29,770	5,52,823	3,86,640
Belgium	10,435	6,035	4,989	5,087	4,325	2,15,886	1,23,079	1,21,395	1,19,201	93,708
France	1,080	..	264	349	114	20,738	..	2,262	5,141	1,567
Italy (including Fiume)	18,324	19,275	10,009	5,986	6,951	2,40,702	2,20,204	1,52,657	84,770	1,11,335
Austria	152,025	200,019	152,099	147,123	136,165	10,73,085	22,88,451	17,35,225	15,11,094	12,89,223
Czechoslovakia	4,114	3,507	4,450	11,217	29,349	70,266	52,084	60,217	1,29,784	2,09,208
Jugoslavia (Kingdom of the Serbs, Croats and Slovenes)	2,390	1,072	36	84,363	14,820	553
Japan	400	2,745	8,209	2,217	..	3,645	55,796	1,41,428	43,206
United States of America— Vid Atlantic Coast	298	506	417	1,926	1,955	19,286	25,061	24,554	46,226	41,305
„ Pacific „	1
Other Foreign Countries	204	279	128	64	333	2,364	3,275	1,950	696	2,281
TOTAL FOREIGN COUNTRIES	606,486	566,016	634,492	712,732	695,536	82,54,424	69,63,956	74,29,689	74,29,568	65,68,210
Share of Bengal	212,195	186,025	189,134	319,319	222,083	32,12,739	25,06,992	23,41,558	25,63,034	21,89,744
„ Bombay	239,212	211,263	247,531	397,325	281,579	32,03,801	27,53,700	30,81,388	31,85,506	28,38,712
„ Sind	53,217	62,192	69,373	73,543	74,066	7,19,851	7,27,833	7,80,551	7,25,943	7,03,923
„ Madras	141,715	124,487	135,021	140,689	137,833	21,73,027	15,50,042	16,12,288	14,73,014	13,37,605
„ Burma	36,874	32,013	37,935	39,391	45,610	5,77,963	4,50,208	4,94,029	4,30,115	4,80,099
{ Protected	186,186	100,227	91,404	117,188	99,572	27,05,247	19,89,512	17,41,383	20,09,210	17,11,604
{ Not protected	547,027	515,753	538,089	653,394	661,004	70,02,127	60,09,263	65,68,428	63,78,402	58,28,479
TOTAL	683,218	615,980	679,493	770,582	761,176	98,87,374	79,98,775	83,09,811	83,82,612	75,40,089
Writing paper and envelopes—										
Writing paper in large sheets (III. M)—	Cwts.	Cwts.	Cwts.	Cwts.	Cwts.					
United Kingdom (including Channel Islands)	41,880	23,489	22,225	23,453	22,189	15,32,755	10,43,604	8,53,198	8,72,005	8,77,126
Canada— Vid Atlantic Coast	512	448	353	744	681	14,359	12,595	9,432	19,698	17,262
„ Pacific „	57	58	1,417	1,053	..
Other British Possessions	69	3	20	46	2	2,356	122	337	1,405	62
TOTAL BRITISH EMPIRE	42,411	23,940	22,655	24,301	22,872	15,49,473	10,56,321	8,64,864	8,94,161	8,94,439

GENERAL IMPORTS

(316)

No. 10—continued

ARTICLES, AND COUNTRIES OF ORIGIN; ALSO BY AREA OF EACH PROVINCE	QUANTITY					VALUE				
	1980-81	1931-32	1932-33	1933-34	1934-35	1980-31	1931-32	1932-33	1933-34	1934-35
Paper and Pasteboard—continued										
Paper—continued										
Writing paper and envelopes— continued	Cwts.	Cwts.	Cwts.	Cwts.	Cwts.	R	R	R	R	R
Writing paper in large sheets (III. M)—continued										
Finland	1,523	4,231	4,311	3,943	4,864	27,987	72,057	71,505	48,014	75,074
Estonia	187	4	22	1,253	1,028	3,824	283	205	25,436	21,937
Latvia	122	105	639	468	428	2,656	2,832	14,092	8,933	8,647
Sweden	9,487	8,621	9,457	14,092	10,126	2,00,711	1,71,406	1,75,506	2,33,800	1,56,741
Norway	35,033	27,316	38,559	49,077	45,902	7,56,950	6,07,369	7,68,855	8,40,212	8,47,854
Poland (including Danzig)	30	..	197	41	..	603	543
Denmark	471	23	..	6,592	947
Germany	7,969	5,100	3,281	647	1,840	1,09,769	1,06,835	68,002	11,281	86,810
Netherlands	15,784	15,095	11,552	8,864	6,588	2,17,220	2,03,736	1,98,060	1,32,397	1,03,497
Belgium	3,904	1,945	656	393	177	54,370	36,797	13,542	9,247	4,640
France	204	70	..	27	26	5,891	2,940	55	1,504	1,592
Italy (including Flume)	419	576	840	371	113	10,780	14,553	15,046	6,711	2,291
Austria	14,247	34,303	23,572	17,750	15,347	3,27,078	7,19,055	4,82,188	3,33,034	2,90,564
Czechoslovakia	610	409	140	118	2,702	13,407	7,749	3,254	1,830	54,822
Yugoslavia (Kingdom of the Serbs, Croats and Slovenes)	207	325	38	3,935	6,852	774
Japan	590	4,365	12,107	10,587	285	10,543	1,16,217	2,02,747	2,28,591	3,451
United States of America— Via Atlantic Coast	3,182	3,840	844	1,147	820	94,587	1,03,103	29,931	32,014	23,346
„ Pacific „	104	3,010	..
Other Foreign Countries	2	30	67	578
TOTAL FOREIGN COUNTRIES	94,129	106,610	105,980	108,763	90,988	20,30,904	22,67,505	29,97,988	19,37,105	16,34,789
Share of Bengal	21,075	13,609	13,213	20,441	21,247	7,45,492	5,72,658	523,458	5,32,536	5,90,098
„ Bombay	62,360	72,709	67,439	71,863	56,652	14,30,281	17,32,369	15,20,788	14,91,101	11,84,614
„ Sind	14,320	15,734	17,363	16,781	16,760	3,03,943	2,76,570	2,95,416	2,62,629	2,95,253
„ Madras	29,776	21,590	17,812	17,375	14,362	3,37,435	5,39,828	4,79,669	4,22,687	3,62,794
„ Burma	3,509	6,915	7,314	6,602	4,337	2,13,226	1,52,401	1,43,141	1,22,413	96,469
TOTAL PROTECTED	136,540	136,550	128,636	133,904	118,858	35,80,377	33,23,826	29,62,372	28,31,266	25,29,223
Note and letter paper and envelopes (III. M)—	Cwts.	Cwts.	Cwts.	Cwts.	Cwts.					
United Kingdom (including Channel Islands)	5,567	5,585	4,581	4,598	4,051	3,35,495	2,99,131	2,54,439	2,45,826	2,20,427
Other British Possessions	79	38	45	36	44	4,198	1,982	2,534	2,170	2,625
TOTAL BRITISH EMPIRE	5,646	5,623	4,626	4,634	4,095	3,39,693	3,01,113	2,56,973	2,47,996	2,23,052
Germany	110	219	60	291	273	5,281	7,490	2,663	6,789	5,689
Belgium	128	240	61	40	65	4,243	8,797	1,955	3,051	1,325
Austria	113	267	27	446	128	4,107	5,773	722	6,920	2,832
Czechoslovakia	234	5,604	6	..
Japan	1	1	38	10	204	148	71	1,008	271	6,114
United States of America— Via Atlantic Coast	108	37	17	19	34	7,306	2,004	1,447	1,067	1,431
Other Foreign Countries	115	266	434	304	214	5,829	7,573	9,030	8,743	7,926
TOTAL FOREIGN COUNTRIES	829	1,030	637	1,110	918	32,528	31,708	17,521	24,847	25,867
Share of Bengal	1,021	1,061	335	1,141	1,219	62,067	45,535	44,313	51,632	57,488
„ Bombay	2,121	2,632	2,073	2,302	1,822	1,13,375	1,21,567	1,00,589	90,530	86,268
„ Sind	1,523	1,373	1,066	905	810	93,163	99,463	58,329	51,149	49,617
„ Madras	393	557	301	401	173	28,323	29,796	17,475	23,703	19,573
„ Burma	1,342	330	285	295	273	74,293	43,410	52,678	55,589	44,978
{ Protected	6,443	6,535	5,035	5,585	4,730	3,60,041	3,25,133	2,59,137	2,62,530	2,38,947
{ Not protected	32	118	228	159	283	2,280	7,688	15,357	10,317	9,972
TOTAL	6,475	6,653	5,263	5,744	5,013	3,72,221	3,32,821	2,74,494	2,72,847	2,48,919

No. 10--continued

ARTICLES, AND COUNTRIES OF CONSIGNMENT; ALSO SHARE OF EACH PROVINCE	QUANTITY					VALUE				
	1930-31	1931-32	1932-33	1933-34	1934-35	1930-31	1931-32	1932-33	1933-34	1934-35
						R	R	R	R	R
Paper and Pasteboard—continued										
Paper—continued										
Writing paper and envelopes— continued										
Envelopes imported separately (III. M)—										
United Kingdom (including Channel Islands)	Cwts. 7,683	Cwts. 7,905	Cwts. 6,537	Cwts. 6,084	Cwts. 6,385	4,01,622	4,07,373	3,64,557	3,61,684	3,42,200
Other British Possessions	7	24	45	19	30	674	1,585	3,759	1,932	2,230
TOTAL BRITISH EMPIRE	7,590	8,019	6,582	6,703	6,421	4,02,296	4,08,958	3,68,316	3,63,616	3,44,430
Sweden	1,247	1,375	982	706	1,539	35,863	36,479	35,237	18,947	27,570
Germany	4,907	6,706	7,462	4,068	5,814	1,71,624	2,19,565	2,51,666	1,38,300	1,03,744
Belgium	44	208	85	40	10	2,940	6,350	2,770	876	910
Austria	209	374	200	1	..	4,817	10,565	5,512	73
United States of America—										
Via Atlantic Coast	201	189	54	63	67	15,494	14,097	6,979	4,037	5,596
“ Pacific “	3	..	5	16	..	763	..	108
Other Foreign Countries	316	392	213	167	144	14,619	13,379	3,096	7,450	7,633
TOTAL FOREIGN COUNTRIES	6,715	9,079	9,173	5,844	7,589	2,40,555	2,95,187	3,16,126	1,75,221	2,05,046
Share of Bengal	3,172	2,652	1,305	1,439	2,362	1,50,346	1,07,736	60,110	32,923	33,139
“ Bombay	4,946	7,336	6,853	5,216	6,184	2,50,786	3,42,908	3,01,139	2,13,378	2,41,910
“ Sind	1,947	1,631	2,682	1,455	1,195	96,402	83,248	1,25,368	81,231	74,765
“ Madras	3,064	3,737	3,974	3,395	3,301	1,46,654	1,49,368	1,62,060	1,25,784	1,16,737
“ Burma	1,176	1,642	941	1,042	1,048	58,163	75,345	35,765	35,316	34,613
{ Protected	4,758	5,505	4,738	4,278	5,005	3,13,175	3,48,421	2,88,044	2,06,898	2,82,007
{ Not protected	9,547	11,533	11,017	8,269	8,945	3,89,076	4,15,724	3,90,398	2,71,039	2,63,147
TOTAL	14,305	17,093	15,755	12,547	14,010	7,02,851	7,64,145	6,84,442	5,38,837	5,50,164
Total Writing paper and envelopes—	Cwts.	Cwts.	Cwts.	Cwts.	Cwts.					
United Kingdom (including Channel Islands)	64,980	42,060	33,343	34,735	32,025	23,29,875	18,10,108	14,72,194	14,79,515	14,30,321
Canada—										
Via Atlantic Coast	536	443	353	744	681	18,274	12,788	9,500	10,758	17,203
“ Pacific “	57	58	1,417	1,053	..
Other British Possessions	131	65	110	101	82	6,313	3,496	6,562	5,447	4,918
TOTAL BRITISH EMPIRE	55,647	42,568	33,803	35,638	33,388	23,51,462	18,26,392	14,89,078	15,05,773	14,61,099
Finland	1,523	4,231	4,311	3,364	4,870	27,987	72,067	71,505	49,250	76,000
Estonia	187	4	22	1,253	1,626	3,824	283	205	25,436	21,937
Latvia	122	105	639	408	423	2,656	2,632	14,092	8,933	8,647
Sweden	10,740	10,022	10,518	14,812	11,076	2,37,087	2,08,824	2,12,511	2,53,245	1,84,720
Norway	35,207	27,530	33,701	40,368	46,113	7,59,459	6,10,967	7,71,992	8,54,239	8,40,527
Danmark	10	494	..	2	23	443	7,454	6	200	1,204
Poland (including Danzig)	39	..	107	41	..	603	..	5,270	543
Germany	12,986	12,115	10,803	5,606	7,027	3,46,624	3,33,890	3,17,331	1,56,400	2,06,252
Netherlands	15,862	15,265	11,726	8,384	6,621	3,21,042	2,99,542	2,00,876	1,34,304	1,05,105
Belgium	4,076	2,393	802	473	261	91,553	61,044	18,267	11,174	7,387
France	219	83	6	33	35	7,060	4,251	875	3,151	2,532
Italy (including Fiume)	465	615	973	392	138	13,335	10,700	18,512	8,225	5,020
Austria	14,960	34,779	23,073	18,396	15,476	3,32,095	7,29,645	4,93,476	3,45,626	2,93,539
Czechoslovakia	884	500	164	133	2,706	19,427	9,230	4,219	2,501	54,921

GENERAL IMPORTS

No. 10—continued

ARTICLES, AND COUNTRIES OF CONSIGNMENT; ALSO SHARE OF EACH PROVINCE	QUANTITY					VALUE				
	1930-31	1931-32	1932-33	1933-34	1934-35	1930-31	1931-32	1932-33	1933-34	1934-35
						R	R	R	R	R
Paper and Pasteboard—continued										
Paper—continued										
Writing paper and envelopes—concluded										
Total Writing paper and envelopes—continued	<i>Cwts.</i>	<i>Cwts.</i>	<i>Cwts.</i>	<i>Cwts.</i>	<i>Cwts.</i>					
Yugoslavia (Kingdom of the Serbs, Croats and Slovenes)	207	325	38	3,025	6,852	774
Japan	647	4,382	12,188	10,617	477	14,800	1,18,411	2,65,955	2,20,889	11,379
United States of America—										
<i>Vid Atlantic Coast</i>	8,491	4,060	915	1,220	921	1,17,937	1,24,204	38,367	87,118	80,967
<i>" Pacific "</i>	3	104	5	15	..	763	2,010	108
Other Foreign Countries	81	96	46	56	100	5,010	3,854	2,804	3,640	5,722
TOTAL FOREIGN COUNTRIES	101,673	110,719	115,790	115,717	99,493	23,03,987	25,94,400	24,31,635	21,37,173	18,66,302
<i>Share of Bengal</i>	25,268	22,322	20,356	21,021	24,848	9,58,405	7,26,029	6,28,381	6,67,006	7,30,723
<i>" Bombay</i>	69,497	82,870	76,358	79,383	64,664	17,94,942	21,96,844	19,22,526	17,95,359	15,12,789
<i>" Sind</i>	18,295	18,988	21,611	19,141	13,765	4,93,508	4,57,281	4,79,713	3,95,009	4,19,025
<i>" Madras</i>	33,233	25,934	22,088	21,171	17,741	10,62,912	7,68,932	6,59,104	5,72,164	4,89,104
<i>" Burma</i>	11,027	9,387	9,240	8,639	6,863	3,45,652	2,71,656	2,31,584	2,13,318	1,76,060
{ Protected	149,741	147,650	138,408	142,927	123,653	42,63,481	39,97,369	35,09,553	33,60,690	30,50,182
{ Not protected	9,579	11,651	11,245	8,428	9,228	3,91,908	4,23,423	4,11,755	2,82,250	2,78,119
TOTAL	157,320	159,301	149,653	151,355	132,881	46,55,449	44,20,792	39,21,308	36,42,946	33,28,301
Old newspaper in bales and bags (III. M)—	<i>Cwts.</i>	<i>Cwts.</i>	<i>Cwts.</i>	<i>Cwts.</i>	<i>Cwts.</i>					
United Kingdom (including Channel Islands)	650,205	665,040	824,312	851,480	1,070,527	29,42,275	27,46,168	36,69,869	37,22,283	42,03,240
Other British Possessions	126	32	13	35	24	690	160	70	169	133
TOTAL BRITISH EMPIRE	650,331	665,972	824,325	851,515	1,070,551	29,42,965	27,46,328	36,69,939	37,22,452	42,03,373
Java	2,500	10,000
United States of America—										
<i>Vid Atlantic Coast</i>	168,591	169,131	119,799	89,459	82,594	7,27,814	6,94,133	5,54,822	3,81,269	3,47,580
<i>" Pacific "</i>	1,995	2,000	600	5,000	..	9,721	8,062	2,501	21,308	..
Other Foreign Countries	1,775	228	262	1,267	245	7,957	3,085	1,294	4,856	799
TOTAL FOREIGN COUNTRIES	172,361	171,359	123,061	95,726	82,839	7,45,492	7,05,280	5,68,617	4,07,433	3,48,379
<i>Share of Bengal</i>	249,513	232,498	269,210	265,921	343,636	11,75,993	9,44,964	12,32,675	11,66,103	12,81,561
<i>" Bombay</i>	154,447	175,163	165,516	179,692	182,719	6,87,742	8,09,697	7,80,838	7,56,639	7,38,078
<i>" Sind</i>	114,119	126,204	143,706	139,795	173,062	4,56,955	4,34,480	5,64,063	5,23,036	6,09,470
<i>" Madras</i>	142,440	169,156	199,816	218,071	274,110	6,34,746	6,89,884	8,95,316	9,38,349	11,08,234
<i>" Burma</i>	162,173	134,320	163,238	162,762	175,813	7,33,021	5,72,593	7,65,664	7,46,768	7,63,819
TOTAL	822,692	837,331	947,386	947,241	1,169,390	36,83,457	34,51,608	42,38,556	41,29,895	46,51,752
Other kinds of paper (III. M)—	<i>Cwts.</i>	<i>Cwts.</i>	<i>Cwts.</i>	<i>Cwts.</i>	<i>Cwts.</i>					
United Kingdom (including Channel Islands)	9,707	12,135	12,716	21,024	23,887	6,90,125	6,43,477	6,73,817	11,15,426	10,83,586
Straits Settlements	779	685	193	265	308	6,702	6,616	5,128	3,890	4,057
Hongkong	1,340	938	502	527	675	52,592	22,255	23,747	21,522	12,639
Other British Possessions	9	47	48	12	2	425	828	1,820	558	167
TOTAL BRITISH EMPIRE	11,285	13,805	13,469	21,828	24,822	7,40,844	6,76,177	7,04,010	11,41,396	11,05,419

No. 10—continued

ARTICLES, AND COUNTRIES OF CONSIGNMENT; ALSO SHARE OF EACH PROVINCE	QUANTITY					VALUE				
	1930-31	1931-32	1932-33	1933-34	1934-35	1930-31	1931-32	1932-33	1933-34	1934-35
Paper and Pasteboard—continued						R	R	R	R	R
Paper—continued										
Other kinds of paper (III. M)— continued	Cwts.	Cwts.	Cwts.	Cwts.	Cwts.					
Finland	248	513	590	1,073	423	3,878	10,258	8,149	11,323	5,138
Sweden	16,751	20,078	23,298	22,800	15,790	3,17,109	3,90,548	4,26,549	3,80,252	2,46,809
Norway	11,737	11,445	16,874	14,224	12,840	2,80,527	2,61,895	4,03,427	2,74,082	2,25,806
Germany	13,305	12,835	14,842	12,214	20,276	4,80,524	4,15,204	4,06,306	3,73,263	5,23,950
Netherlands	839	2,421	827	1,142	1,510	27,634	84,389	22,966	24,955	41,004
Belgium	3,274	1,902	3,030	5,231	3,883	1,07,642	62,855	1,08,618	1,77,010	1,11,368
France	802	710	1,670	621	306	73,442	67,362	1,45,078	41,516	21,247
Italy (including Fiume)	285	1,157	2,101	1,487	1,913	16,694	42,960	93,874	64,186	57,189
Austria	5,304	7,469	8,617	7,683	7,795	2,12,082	2,34,578	2,66,658	2,16,807	2,07,818
Czechoslovakia	1,841	2,467	3,498	3,073	11,052	37,148	61,117	83,505	63,739	1,77,864
China (exclusive of Hong- kong and Macao)	2,082	2,303	2,615	2,711	3,056	56,528	55,944	64,080	55,576	61,247
Japan	368	219	395	812	1,909	23,081	14,003	21,300	37,727	84,205
United States of America— Vid Atlantic Coast	1,804	1,260	1,928	784	1,004	2,02,811	1,22,304	75,780	47,514	68,264
" Pacific "	49	1	..	10	4	1,191	68	30	200	209
Other Foreign Countries	97	370	235	221	274	4,203	18,573	4,595	5,431	5,039
TOTAL FOREIGN COUNTRIES	58,504	65,206	80,490	74,752	82,101	10,13,064	17,88,038	21,31,469	17,72,180	18,37,157
Share of Bengal	17,729	21,443	24,976	23,981	25,811	7,42,754	7,13,635	7,73,954	8,33,571	8,27,032
" Bombay	20,763	25,718	39,021	38,560	48,946	9,41,003	8,35,529	11,91,972	11,25,368	13,36,705
" Sind	3,233	3,532	6,653	9,011	9,113	1,53,410	1,48,093	2,34,981	2,67,422	2,76,744
" Madras	15,239	14,285	14,788	15,466	12,194	4,91,671	4,44,921	4,27,277	4,27,767	3,04,067
" Burma	12,775	14,082	8,511	9,563	10,859	3,34,070	3,22,037	2,07,295	2,19,448	2,09,028
TOTAL	69,789	79,011	98,949	96,580	100,923	26,62,908	24,64,215	28,85,479	29,13,576	29,42,570
Paper manufactures (III. M)—	Cwts.	Cwts.	Cwts.	Cwts.	Cwts.					
United Kingdom (including Channel Islands)	6,659	7,619	7,249	11,594	18,319	5,74,750	5,11,619	4,84,750	7,45,151	9,75,739
Hongkong	854	582	605	432	144	20,535	9,494	13,812	7,105	3,502
Other British Possessions	54	24	28	42	48	2,567	1,775	2,589	2,123	2,583
TOTAL BRITISH EMPIRE	7,567	8,225	7,942	12,068	18,511	5,97,852	5,22,888	5,01,151	7,54,379	9,82,184
Estonia	104	51	..	523	..	3,044	1,369	..	9,594	..
Sweden	3,682	1,516	3,752	3,945	7,063	1,89,652	83,127	1,10,096	98,237	1,28,650
Norway	45	697	1,204	1,287	..	761	8,542	11,582	12,029
Germany	1,601	2,064	3,946	2,081	3,245	88,240	88,120	1,54,881	1,05,153	1,58,096
Netherlands	1,320	769	1,087	917	780	35,651	21,721	41,820	34,479	32,229
Belgium	284	52	84	213	408	13,188	3,397	16,784	11,150	14,051
France	78	59	149	86	318	13,262	7,102	16,399	12,219	83,930
Italy (including Fiume)	848	1,287	657	104	680	12,777	15,747	22,261	9,686	22,207
Austria	725	838	2,443	5,102	3,798	11,884	12,077	27,123	60,898	42,111
Czechoslovakia	36	113	110	96	454	1,679	6,478	1,404	2,412	7,190
Jugoslavia (Kingdom of the Serbs, Croats and Slovenes)	38	127	2,945	9,000
China (exclusive of Hong- kong and Macao)	118	33	72	85	41	23,069	2,672	4,608	2,657	3,290
Japan	1,897	674	1,382	3,108	0,748	1,71,055	63,798	83,626	1,46,549	2,17,642
United States of America— Vid Atlantic Coast	1,726	2,931	2,086	694	2,310	91,739	1,23,851	89,987	36,421	99,934
" Pacific "	938	8	7	7	42	23,012	1,028	361	700	1,982
Other Foreign Countries	188	47	214	317	463	7,115	2,586	11,105	5,946	7,527
TOTAL FOREIGN COUNTRIES	13,480	10,486	16,686	18,470	28,275	6,34,387	4,34,413	5,89,007	5,41,933	7,80,717

No. 10—continued

ARTICLES, AND COUNTRIES OF CONSIGNMENT; ALSO SHARE OF EACH PROVINCE	QUANTITY					VALUE				
	1930-31	1931-32	1932-33	1933-34	1934-35	1930-31	1931-32	1932-33	1933-34	1934-35
						R	R	R	R	R
Paper and Pasteboard—continued										
<i>Pasteboard, Millboard and Cardboard of all kinds— Strawboards (LIL. M)—</i>	<i>Cwts.</i>	<i>Cwts.</i>	<i>Cwts.</i>	<i>Cwts.</i>	<i>Cwts.</i>					
United Kingdom (including Channel Islands)	687	230	882	328	1,488	7,520	3,144	7,780	2,043	13,800
Other British Possessions	80	10	15	..	102	141	78	100	..	620
TOTAL BRITISH EMPIRE	717	290	897	328	1,650	7,661	3,222	7,880	2,043	14,420
Sweden	..	107	..	861	702	..	11,118	..
Germany	8,456	6,040	83,748	4,461	8,200	27,004	44,223	2,41,285	29,772	28,205
Netherlands	75,508	59,807	72,634	52,154	110,020	5,28,507	3,53,660	4,62,757	2,64,813	5,13,482
Belgium	2,409	1,561	1,943	800	870	17,824	8,918	13,364	3,666	1,744
Austria	54	1,285	774	6,004
Japan	155,440	129,121	100,031	135,455	146,093	8,71,299	7,54,084	11,11,292	6,38,308	6,51,058
Other Foreign Countries	615	532	551	176	909	8,987	3,109	4,521	1,763	4,948
TOTAL FOREIGN COUNTRIES	237,483	197,168	298,807	103,961	282,552	14,43,621	11,64,832	18,33,169	9,50,209	12,00,041
Share of Bengal	54,436	44,736	80,647	63,711	88,188	3,53,040	2,96,427	5,07,958	3,57,168	4,26,411
„ Bombay	137,113	118,641	153,460	92,185	114,994	7,62,459	6,73,279	9,12,919	4,14,715	5,11,954
„ Sind	12,513	11,316	14,534	8,599	17,208	79,796	61,677	78,231	37,126	80,464
„ Madras	29,765	27,956	36,105	21,744	32,598	3,02,164	1,04,984	2,41,167	1,06,580	1,49,495
„ Burma	4,323	4,770	13,948	6,059	11,216	28,823	31,697	1,00,794	37,568	52,126
TOTAL	238,200	197,458	299,794	104,289	284,262	14,56,282	11,68,054	18,41,067	9,53,157	12,20,470
Other kinds (LIL. M)—	<i>Cwts.</i>	<i>Cwts.</i>	<i>Cwts.</i>	<i>Cwts.</i>	<i>Cwts.</i>					
United Kingdom (including Channel Islands)	11,700	12,651	15,493	24,698	14,806	2,50,880	2,41,930	2,02,438	8,85,835	2,38,546
Other British Possessions	5	6	8	2	278	50	118	104	74	4,414
TOTAL BRITISH EMPIRE	11,705	12,657	15,496	24,700	14,584	2,50,930	2,42,057	2,02,632	8,85,909	2,42,960
Latvia	204	482	62	2,900	5,676	946
Finland	2,557	828	3,394	5,976	7,206	29,136	6,816	25,156	40,339	49,582
Sweden	4,051	9,707	23,841	26,995	27,909	67,206	1,39,060	3,70,482	2,90,270	8,14,299
Norway	2,542	3,886	11,228	19,847	13,905	49,634	65,981	1,30,300	2,08,460	1,57,756
Germany	23,874	25,382	31,610	25,223	34,206	3,84,624	4,08,320	5,28,256	3,74,331	4,04,905
Netherlands	4,139	3,502	2,226	1,153	2,706	65,455	49,281	29,801	19,003	32,459
Belgium	688	926	3,582	2,050	2,221	11,360	19,246	74,800	80,339	41,376
France	390	6	19	..	1	9,184	400	512	187	84
Italy (including Piombino)	247	1,183	1,424	39	1,162	3,008	12,755	15,536	724	12,841
Austria	11,789	6,018	5,846	4,378	12,071	1,42,320	75,527	91,747	41,691	1,00,477
Czechoslovakia	1,444	5,126	5,097	1,727	16,383	18,254	56,630	50,723	19,002	1,50,870
Japan	637	610	3,464	198	1,833	8,079	6,007	24,006	2,842	12,407
United States of America—										
<i>Via Atlantic Coast</i>	236	749	7	2	12	7,681	17,885	288	96	868
<i>„ Pacific „</i>	239	..	43	6	10	2,720	..	504	70	28
Other Foreign Countries	22	107	183	137	855	880	1,544	2,056	1,958	8,011
TOTAL FOREIGN COUNTRIES	59,503	57,980	97,118	88,213	120,043	7,07,641	8,59,958	13,27,675	10,43,018	13,61,875
Share of Bengal	25,016	24,462	46,674	51,415	53,940	3,36,638	3,65,894	6,61,311	6,27,998	6,33,096
„ Bombay	30,630	31,497	50,409	44,331	62,357	3,51,358	4,79,575	6,94,546	5,54,624	7,32,393
„ Sind	4,319	2,858	7,257	4,728	7,356	65,934	53,019	1,28,118	63,970	84,747
„ Madras	12,691	9,890	6,568	9,266	6,313	3,03,971	1,64,947	1,05,300	1,36,302	93,496
„ Burma	1,553	1,921	1,706	2,635	4,161	31,570	38,790	30,934	40,131	61,103
TOTAL	65,208	70,697	112,614	112,913	134,627	10,48,571	11,02,015	16,20,307	14,28,927	15,94,835

GENERAL IMPORTS

(322)

No. 10—continued

ARTICLES, AND COUNTRIES OF CONSIGNMENT; ALSO SHARE OF EACH PROVINCE	QUANTITY					VALUE				
	1930-31	1931-32	1932-33	1933-34	1934-35	1930-31	1931-32	1932-33	1933-34	1934-35
						₹	₹	₹	₹	₹
Paper and Pasteboard—continued										
<i>Pasteboard, Millboard and Cardboard of all kinds— contd.</i>										
<i>Manufacture of Pasteboard, Millboard and Cardboard (III. M)—</i>	<i>Cwts.</i>	<i>Cwts.</i>	<i>Cwts.</i>	<i>Cwts.</i>	<i>Cwts.</i>					
United Kingdom (including Channel Islands)	2,088	3,277	3,862	6,665	7,326	96,819	1,25,419	1,54,488	2,70,127	3,25,584
Other British Possessions	4	32	..	57	108	457	484	77	3,248	5,088
TOTAL BRITISH EMPIRE	2,092	3,309	3,862	6,722	7,434	97,276	1,25,903	1,54,565	2,82,375	3,31,272
Sweden	327	..	1,170	44	4,173	6,521	..	14,282	982	48,411
Norway	22	327	490	514	..	14	4,314	7,027
Germany	644	675	1,151	934	1,982	28,003	40,005	38,301	26,260	38,401
Netherlands	224	492	74	50	11	9,163	21,756	3,120	810	1,458
Belgium	502	2,305	378	662	1,038	13,352	1,18,475	18,960	46,082	48,350
France	47	108	74	71	20	4,429	9,156	7,370	4,676	1,878
Switzerland	48	76	40	..	16	5,266	2,285	1,245	5	235
Austria	651	44	47	..	714	7,057	1,340	841	5	6,059
Czechoslovakia	42	139	85	140	1,626	534	1,705	660	1,834	17,406
Japan	93	7	200	535	448	4,558	625	9,041	19,499	18,625
United States of America—										
<i>Vid Atlantic Coast</i>	152	46	22	7	19	7,275	2,702	1,256	443	1,533
<i>" Pacific "</i>	57	22	8	..	31	2,789	1,025	694	10	1,103
Other Foreign Countries	192	117	24	48	143	2,277	5,852	2,189	3,805	1,950
TOTAL FOREIGN COUNTRIES	2,971	4,139	3,273	3,118	10,691	91,738	2,04,427	98,273	1,08,225	1,92,137
<i>Share of Bengal</i>	<i>1,751</i>	<i>636</i>	<i>2,669</i>	<i>3,314</i>	<i>6,234</i>	<i>39,132</i>	<i>21,947</i>	<i>78,177</i>	<i>1,15,607</i>	<i>1,30,244</i>
<i>" Bombay</i>	<i>963</i>	<i>902</i>	<i>1,422</i>	<i>1,819</i>	<i>1,753</i>	<i>47,040</i>	<i>45,545</i>	<i>44,438</i>	<i>52,659</i>	<i>52,992</i>
<i>" Sind</i>	<i>199</i>	<i>223</i>	<i>254</i>	<i>246</i>	<i>149</i>	<i>14,612</i>	<i>14,975</i>	<i>15,322</i>	<i>18,072</i>	<i>8,911</i>
<i>" Madras</i>	<i>1,689</i>	<i>5,221</i>	<i>2,383</i>	<i>4,112</i>	<i>9,168</i>	<i>68,618</i>	<i>2,24,394</i>	<i>94,504</i>	<i>1,63,714</i>	<i>2,79,608</i>
<i>" Burma</i>	<i>461</i>	<i>466</i>	<i>407</i>	<i>349</i>	<i>321</i>	<i>24,812</i>	<i>22,669</i>	<i>20,397</i>	<i>19,513</i>	<i>21,054</i>
TOTAL	5,063	7,448	7,135	9,840	18,125	1,80,014	3,30,330	2,52,838	3,90,600	5,23,409
<i>Total Pasteboard, Millboard and Cardboard of all kinds (III. M)—</i>	<i>Cwts.</i>	<i>Cwts.</i>	<i>Cwts.</i>	<i>Cwts.</i>	<i>Cwts.</i>					
United Kingdom (including Channel Islands)	14,475	16,208	20,237	31,691	23,120	3,55,219	3,70,502	4,54,715	6,67,910	5,77,930
Other British Possessions	39	48	18	50	548	648	680	380	3,322	10,731
TOTAL BRITISH EMPIRE	14,514	16,256	20,255	31,741	23,668	3,55,867	3,71,182	4,55,095	6,71,232	5,88,661
Finland	2,743	828	3,394	5,076	7,226	30,883	6,316	25,155	40,339	40,726
Latvia	204	482	62	2,009	5,076	946
Sweden	4,078	9,614	30,011	27,000	32,082	73,727	1,39,872	3,84,764	3,02,370	3,02,710
Norway	2,564	3,986	11,263	20,919	14,446	50,148	66,631	1,39,835	2,14,311	1,05,872
Germany	27,074	32,097	66,509	30,618	39,437	4,39,631	4,02,554	8,02,792	4,30,368	5,31,571
Netherlands	79,926	69,801	74,934	53,357	113,343	6,03,125	4,24,653	4,95,678	2,85,016	5,47,399
Belgium	3,594	4,882	5,903	3,812	3,629	45,536	1,46,639	1,07,124	89,087	91,470
France	437	112	93	71	441	13,613	9,558	7,982	4,813	3,257
Switzerland	49	153	173	1	10	5,806	3,580	3,901	23	235
Italy (including Flumo)	249	1,158	1,431	49	1,229	3,180	13,022	16,117	1,385	18,794
Austria	12,440	6,062	5,393	4,432	14,070	1,40,377	76,867	62,588	42,470	1,13,140
Czechoslovakia	1,486	5,347	5,182	1,667	13,116	18,788	58,979	57,639	18,926	1,78,389
China (exclusive of Hongkong and Macao)	916	122	532	65	321	4,104	4,642	5,527	2,627	1,574
Japan	159,140	129,738	193,685	139,188	148,374	8,79,586	7,61,267	11,44,389	6,60,644	682,290
United States of America—										
<i>Vid Atlantic Coast</i>	441	1,045	29	9	43	14,956	21,662	1,544	539	2,459
<i>" Pacific "</i>	296	22	51	6	41	5,509	1,025	1,198	80	1,128
Other Foreign Countries	24	120	1	140	410	632	852	125	2,183	4,096
TOTAL FOREIGN COUNTRIES	293,957	259,287	309,298	285,292	393,286	23,38,000	22,29,217	32,59,117	21,01,452	27,50,953

No. 10—continued

ARTICLES, AND COUNTRIES OF CONSIGNMENT; ALSO SHARE OF EACH PROVINCE	QUANTITY					VALUE				
	1930-31	1931-32	1932-33	1933-34	1934-35	1930-31	1931-32	1932-33	1933-34	1934-35
	Rs.	Rs.	Rs.	Rs.	Rs.	Rs.	Rs.	Rs.	Rs.	Rs.
Paper and Pasteboard—concluded										
Total Pasteboard, millboard, and cardboard of all kinds (III. M)—continued	Cwts.	Cwts.	Cwts.	Cwts.	Cwts.					
Share of Bengal	82,352	69,834	129,990	118,440	148,302	8,18,810	6,84,058	12,47,444	11,00,773	11,80,351
" Bombay	168,700	161,040	205,291	138,885	179,104	11,60,857	11,98,399	16,62,003	10,61,028	13,27,339
" Sind	17,031	14,396	22,046	13,671	24,713	1,59,442	1,29,671	2,21,669	1,19,168	1,74,142
" Madras	44,146	33,116	47,066	36,112	48,677	4,60,753	4,04,816	4,40,971	4,06,696	5,22,890
" Burma	6,337	7,187	51,161	11,034	16,198	86,066	93,446	1,62,126	94,219	1,34,283
TOTAL	308,471	275,543	419,548	317,042	416,964	23,03,807	26,00,899	37,14,212	27,72,084	33,88,714
Total Paper and Pasteboard—	Cwts.	Cwts.	Cwts.	Cwts.	Cwts.					
United Kingdom (including Channel Islands)	829,677	814,098	961,717	1,011,229	1,226,186	89,85,666	76,64,432	79,83,324	88,72,956	94,61,061
Straits Settlements	641	976	667	677	716	17,371	21,610	20,694	16,181	19,849
Hongkong	3,092	2,394	2,433	2,201	2,271	91,661	47,446	58,919	62,086	44,371
Canada—										
Via Atlantic Coast	541	448	871	7,472	17,012	16,361	12,823	16,160	84,022	1,10,040
" Pacific "	4	..	58	4,847	9,392	813	..	1,497	80,603	71,606
Other British Possessions	45	188	82	82	307	2,820	2,993	2,533	2,766	5,411
TOTAL BRITISH EMPIRE	834,000	818,054	965,728	1,026,408	1,256,783	90,63,191	76,49,313	80,83,027	90,64,162	97,10,744
U. S. S. R.—										
Northern	222	896	34	42	200	3,005	5,414	715	896	2,879
Southern	83	180	626	1,131
Finland	39,277	39,841	84,376	116,021	137,022	6,16,110	4,79,962	9,81,974	11,03,881	12,30,307
Estonia	9,484	2,384	2,403	7,285	4,482	1,22,429	20,740	24,651	92,616	52,642
Latvia	3,289	945	2,994	1,950	4,144	46,823	14,879	42,046	24,466	47,332
Sweden	176,466	187,676	303,380	275,016	322,201	29,04,260	28,35,955	41,61,716	33,56,178	36,09,929
Norway	304,352	182,079	323,894	361,316	306,730	42,83,166	26,74,647	40,73,867	39,04,217	31,61,488
Denmark	120	754	66	110	102	2,260	11,174	2,820	2,727	4,250
Poland (including Danzig)	86	186	1	198	770	1,045	2,923	20	5,330	7,744
Germany	149,666	166,878	188,079	124,480	170,079	27,67,777	27,48,676	30,12,026	20,18,058	26,08,791
Netherlands	163,291	132,859	136,018	116,437	167,609	20,13,840	16,89,832	14,08,119	11,38,967	11,03,627
Belgium	26,187	18,360	17,233	10,069	13,461	5,42,204	4,50,536	3,99,007	4,27,678	3,36,620
Franco	3,028	1,249	2,460	1,170	1,231	1,36,047	92,871	1,76,927	67,604	69,271
Spain	2	18	338	6	176	664	4,027	7,847	490	1,687
Switzerland	192	868	811	132	42	11,436	11,685	8,832	3,724	2,741
Italy (including Fiume)	21,467	25,692	19,966	11,220	12,898	3,12,849	3,64,010	3,88,343	2,22,332	2,49,241
Austria	203,621	266,320	213,958	213,659	102,074	20,44,020	36,89,835	28,88,087	26,39,070	21,29,621
Hungary	387	98	..	0	1	6,180	1,373	46	1,038	79
Czechoslovakia	21,956	26,366	35,628	20,687	94,098	3,60,270	3,77,101	4,92,714	3,02,116	11,12,046
Yugo-Slavia (Kingdom of the Serbs, Croats and Slo-venec)	2,697	1,072	1	368	201	38,288	14,820	69	10,169	10,327
Java	41	..	2,603	15	8	987	1	10,298	1,444	199
China (exclusive of Hongkong and Macao)	2,998	2,608	3,387	3,076	3,655	91,300	72,166	70,745	70,476	81,718
Japan	159,802	136,960	211,445	160,641	100,233	11,03,056	9,78,209	16,92,067	12,29,690	10,61,241
United States of America—										
Via Atlantic Coast	177,682	179,664	125,816	94,314	97,205	12,59,107	11,24,205	8,03,743	6,52,258	6,11,764
" Pacific "	3,290	2,031	695	6,169	129	39,137	10,783	5,133	26,093	4,038
Other Foreign Countries	363	108	7	0	14	7,874	2,423	1,400	1,074	1,729
TOTAL FOREIGN COUNTRIES	1,460,840	1,372,644	1,673,821	1,637,198	1,680,806	1,96,11,138	1,73,74,798	2,06,01,597	1,72,64,810	1,76,71,297
Share of Bengal	674,883	609,678	743,435	745,289	891,147	88,12,763	70,36,011	81,61,867	82,09,143	83,86,348
" Bombay	756,009	749,664	899,618	650,137	917,903	98,36,114	95,41,172	1,10,66,914	96,67,169	98,81,882
" Sind	214,049	236,339	339,277	258,628	329,091	21,76,260	21,16,095	26,06,949	22,09,422	26,67,669
" Madras	396,233	386,634	440,916	463,264	616,166	61,61,966	42,46,830	44,27,374	42,16,192	41,90,618
" Burma	264,068	211,893	261,203	261,288	283,311	26,39,237	20,96,937	24,12,839	21,17,066	22,60,764
TOTAL	2,293,840	2,190,898	2,639,649	2,563,806	2,987,688	2,89,74,829	2,60,24,106	2,83,44,624	2,63,18,972	2,72,82,041

GENERAL IMPORTS

(324)

No. 10—continued

ARTICLES AND COUNTRIES OF CONSIGNMENT; ALSO SHARE OF EACH PROVINCE	QUANTITY					VALUE				
	1930-31	1931-32	1932-33	1933-34	1934-35	1930-31	1931-32	1932-33	1933-34	1934-35
						R	R	R	R	R
Paper making materials—										
Pulp of Wood (II. B)—	Cwts.	Cwts.	Cwts.	Cwts.	Cwts.					
United Kingdom (including Channel Islands)	9,112	33,441	15,130	802	3,002	96,981	2,40,688	1,21,103	9,991	19,022
Canada—										
<i>Vid</i> Atlantic Coast	1,160	1,082	11,841	11,036
" Pacific "	16,058	..	3,060	2,047	..	92,281	..	23,302	10,562
TOTAL BRITISH EMPIRE	9,112	48,494	15,130	5,102	6,141	96,981	3,38,964	1,21,103	44,634	46,620
Poland (including Danzig)	1,065	1,045	8,240	8,251	..
Finland	55,164	38,538	10,399	8,961	28,367	4,99,187	3,29,328	81,409	59,152	1,83,847
Lithuania	3,889	23,309	..
Sweden	171,158	120,529	106,902	163,530	138,503	16,28,114	10,29,454	7,79,440	10,07,633	9,37,281
Norway	171,616	100,796	107,179	163,008	117,477	16,84,116	8,75,711	7,12,871	10,19,982	7,67,494
Germany	30,807	45,976	1,322	10,550	6,987	2,76,340	3,42,382	8,955	72,543	47,104
Netherlands	1,000	26	2,265	10,279	567	17,061
Belgium	25	6	..	1,634	209	216	40	..	10,286	2,475
Czechoslovakia	1,668	922	..	122	..	14,278	7,165	..	1,228
Portugal (including Azores and Madeira)	1,000	7,910
Italy (including Fiume)	95	..	206	920	..	1,896
Austria	4,149	45,954	9,705	35,132	4,00,145	78,338
Japan	1,513	..	7,127	12,636	..	48,928
United States of America—										
<i>Vid</i> Atlantic Coast	4,400	13,026	52,973	19,165	54,426	38,480	90,867	3,57,364	1,38,684	3,85,549
" Pacific "	2,312	26,704	..	39,453	35,420	21,036	1,68,375	..	2,63,487	2,27,666
TOTAL FOREIGN COUNTRIES	445,204	391,197	237,639	401,251	333,082	41,05,586	32,58,496	20,86,726	26,63,894	26,71,623
<i>Share of Bengal</i>	432,597	404,996	233,181	365,693	363,172	39,37,072	32,70,857	19,76,373	24,05,466	23,73,643
" Bombay	19,403	36,716	29,123	39,927	31,330	1,50,696	3,17,094	2,26,146	2,39,179	2,39,262
" Madras	2,316	979	515	1,633	621	24,759	9,609	6,310	13,884	5,338
TOTAL	454,316	442,691	312,819	406,353	390,123	42,02,407	36,07,460	22,07,829	27,08,528	26,18,243
Rags and other materials (II. I)—										
United Kingdom (including Channel Islands)	91	22	30	35	200	3,768	1,081	1,050	1,208	9,741
TOTAL FOREIGN COUNTRIES	18	18	481	261
<i>Share of Bengal</i>	71	22	30	35	200	3,164	1,061	1,050	1,203	9,741
" Bombay	38	18	1,075	261
TOTAL	109	22	30	35	218	4,239	1,081	1,050	1,208	10,002
Total Paper making materials—										
BRITISH EMPIRE	9,203	48,516	15,160	5,137	6,341	1,00,669	3,40,045	1,22,153	45,842	56,361
FOREIGN COUNTRIES	445,222	391,107	237,639	401,251	331,000	41,06,017	32,58,496	20,86,726	26,63,894	26,71,684
TOTAL	454,425	442,713	312,849	406,388	390,341	42,06,706	35,98,541	22,08,879	27,09,736	26,28,245
Paraffin wax (III. U)—										
United Kingdom (including Channel Islands)	73	2	?	15	12	40,164	2,421	7,588	10,345	10,679
Straits Settlements	12	19	14	0	52	6,227	8,315	5,970	3,361
Canada—										
<i>Vid</i> Atlantic Coast	17	6,691
Commonwealth of Australia	10	6,985
Other British Possessions	3	8	3	688
TOTAL BRITISH EMPIRE	83	14	26	29	41	47,201	8,648	15,912	16,217	20,419

No. 10—continued

ARTICLES, AND COUNTRIES OF CONSIGNMENT; ALSO SHARE OF EACH PROVINCE	QUANTITY					VALUE				
	1930-31	1931-32	1932-33	1933-34	1934-35	1930-31	1931-32	1932-33	1933-34	1934-35
Paraffin wax (III. U)—continued	Tons	Tons	Tons	Tons	Tons	B	B	B	B	B
U. S. S. R.— Northern	15	5,141
Germany	20	15	1	8	3	8,285	5,926	509	4,023	1,360
Czechoslovakia	20	5,127
Sumatra	9	53	66	80	..	2,262	10,116	11,215	10,278
Java	1	1	..	38	..	489	819	..	5,248
Egypt	25	6,487
United States of America— Vid Atlantic Coast	1,552	482	102	209	90	3,12,054	1,04,392	29,441	61,130	27,757
Other Foreign Countries	8	10	6	..	3	2,503	4,806	2,481	205	485
TOTAL FOREIGN COUNTRIES	1,600	617	163	283	258	3,28,519	1,17,365	42,956	77,432	62,706
<i>Share of Bengal</i>	685	136	..	65	79	1,04,302	27,020	..	19,553	26,208
“ <i>Bombay</i>	471	269	108	113	43	1,22,223	62,452	29,677	31,746	13,087
“ <i>Sind</i>	34	..	1	7	38	10,645	498	188	4,362	5,500
“ <i>Madras</i>	223	46	2	43	69	57,805	11,133	362	14,348	19,693
“ <i>Burma</i>	271	30	84	84	65	87,805	24,860	28,641	23,690	18,728
TOTAL	1,688	631	189	312	204	3,75,720	1,26,018	58,968	93,600	88,125
Perfumery (not being perfumed spirits) (III. U)—										
United Kingdom (including Channel Islands)	—	—	—	—	—	19,607	14,308	25,058	15,201	6,071
Aden and Dependencies	—	—	—	—	—	10,750	3,002	3,174	6,510	7,934
Straits Settlements	—	—	—	—	—	81,328	64,552	69,876	49,310	39,309
Hongkong	—	—	—	—	—	37,990	27,018	23,637	40,463	26,383
Other British Possessions	—	—	—	—	—	1,905	2,584	1,497	5,639	3,924
TOTAL BRITISH EMPIRE	—	—	—	—	—	1,61,670	1,11,554	1,28,242	1,17,173	88,631
Germany	—	—	—	—	—	32,008	38,909	40,697	12,028	4,072
Netherlands	—	—	—	—	—	50,577	37,371	49,101	33,269	2,612
France	—	—	—	—	—	11,155	19,594	29,476	12,034	858
Switzerland	—	—	—	—	—	7,118	5,174	10,884	5,028	697
Iran	—	—	—	—	—	73,061	1,02,060	1,18,810	73,539	80,933
China (exclusive of Hongkong and Macao)	—	—	—	—	—	7,979	2,180	6,577	8,524	17,714
Japan	—	—	—	—	—	4,149	196	1,281	6,506	5,126
Other Foreign Countries	—	—	—	—	—	8,553	4,474	4,067	3,887	5,612
TOTAL FOREIGN COUNTRIES	—	—	—	—	—	1,89,600	2,00,958	2,55,473	1,55,780	1,17,624
<i>Share of Bengal</i>	—	—	—	—	—	61,380	37,271	53,119	57,639	38,500
“ <i>Bombay</i>	—	—	—	—	—	75,194	1,16,994	1,14,440	76,534	31,671
“ <i>Sind</i>	—	—	—	—	—	1,05,179	98,044	1,22,764	69,910	28,169
“ <i>Madras</i>	—	—	—	—	—	44,357	35,090	53,440	42,745	18,618
“ <i>Burma</i>	—	—	—	—	—	85,160	34,113	34,892	32,135	34,114
TOTAL	—	—	—	—	—	3,41,270	3,21,512	3,78,715	2,72,053	2,01,116
Fitch and Tar—										
Coal tar and Pitch (III. U)—	Cwts.	Cwts.	Cwts.	Cwts.	Cwts.					
United Kingdom (including Channel Islands)	19,750	33,345	28,632	26,059	35,155	1,22,385	1,66,364	1,30,814	1,20,210	1,43,381
Other British Possessions	226	25	243	979	226	1,627	183	790	3,033	131
TOTAL BRITISH EMPIRE	19,976	33,370	28,875	27,038	35,381	1,24,012	1,66,547	1,40,104	1,23,243	1,44,212
Japan	21,326	16,601	63,904	1,22,731	62,755	81,191	86,594	2,33,749	3,16,101	1,51,848
Other Foreign Countries	161	1,236	240	939	2,078	2,030	11,788	1,842	7,798	13,141
TOTAL FOREIGN COUNTRIES	22,007	20,837	64,144	123,670	64,833	83,220	98,382	2,35,591	3,23,899	1,64,989

GENERAL IMPORTS

(326)

No. 10—continued

ARTICLES, AND COUNTRIES OF CONSIGNMENT; ALSO SHARE OF EACH PROVINCE	QUANTITY					VALUE				
	1930-31	1931-32	1932-33	1933-34	1934-35	1930-31	1931-32	1932-33	1933-34	1934-35
Pitch and Tar—continued										
Coal tar and Pitch(III U.)—continued										
	Cwts.	Cwts.	Cwts.	Cwts.	Cwts.	R	R	R	R	R
Share of Bengal	1,326	1,349	13,303	83,326	39,611	13,622	21,576	1,14,056	2,24,856	1,10,106
" Bombay	28,211	38,256	39,032	35,206	28,036	1,18,711	1,48,478	1,31,170	99,393	67,422
" Sind . . .	857	7,247	16,739	6,811	15,096	4,765	23,433	69,397	24,734	57,022
" Madras . . .	4,095	2,678	3,316	10,713	6,274	23,053	13,070	15,127	40,816	19,816
" Burma . . .	7,524	10,177	10,080	14,649	11,292	50,091	53,373	46,946	57,952	54,722
TOTAL	41,983	60,207	113,019	150,705	1,00,200	2,07,242	2,04,029	3,75,605	4,47,751	3,00,201
Stockholm tar and Pitch (III. U.)—										
	Cwts.	Cwts.	Cwts.	Cwts.	Cwts.					
United Kingdom (including Channel Islands)	1,814	2,070	2,547	3,917	2,730	26,752	29,932	35,697	41,313	31,927
Other British Possessions	2	..	10	..	1	56	..	254	0	17
TOTAL BRITISH EMPIRE	1,816	2,070	2,557	3,917	2,731	26,808	29,932	35,951	41,313	31,944
Sweden	890	917	943	1,460	1,803	11,633	8,761	9,738	10,526	10,076
Other Foreign Countries	429	127	67	..	66	4,292	1,284	900	..	594
TOTAL FOREIGN COUNTRIES	1,319	1,044	1,010	1,460	1,869	15,925	10,045	10,638	10,526	17,570
Share of Bengal . . .	1,047	595	1,380	2,114	2,119	17,578	9,038	20,654	29,079	23,844
" Bombay . . .	1,539	1,632	1,055	1,530	1,726	17,716	18,361	26,334	18,413	16,636
" Sind	3	..	160	20	5	77	..	188	100	45
" Madras	6	..	54	328	10	120	..	676	1,431	101
" Burma	566	887	637	794	740	7,213	12,528	8,737	10,195	9,838
TOTAL	3,165	3,114	3,570	4,786	4,600	42,738	39,977	46,580	57,878	40,514
Total Pitch and Tar—										
	Cwts.	Cwts.	Cwts.	Cwts.	Cwts.					
United Kingdom (including Channel Islands)	21,594	35,415	31,170	29,376	37,885	1,40,137	1,96,200	1,75,011	1,61,502	1,75,308
Other British Possessions	228	25	262	979	227	1,068	183	1,044	3,642	848
TOTAL BRITISH EMPIRE	21,822	35,440	31,432	30,355	38,112	1,41,205	1,96,383	1,76,055	1,65,144	1,76,156
Sweden	890	938	969	1,499	1,841	11,633	8,899	10,128	10,694	17,512
Japan	21,826	25,601	83,904	122,731	62,765	81,191	86,594	2,83,749	3,16,101	1,51,848
United States of America—										
Vid Atlantic Coast . .	18	680	..	36	463	209	5,471	..	675	4,426
Other Foreign Countries	502	662	291	876	1,038	6,122	7,468	2,852	6,955	8,773
TOTAL FOREIGN COUNTRIES	23,326	27,881	85,164	125,136	66,607	99,155	1,08,427	2,46,229	3,40,426	1,82,569
Share of Bengal . . .	2,343	2,444	45,122	85,440	41,030	31,200	30,664	1,34,709	2,54,535	1,33,940
" Bombay	29,750	39,888	40,137	36,736	29,762	1,33,455	1,66,839	1,47,504	1,16,306	83,118
" Sind	865	7,247	17,199	6,831	15,101	4,842	23,432	69,585	24,894	57,007
" Madras	4,100	2,678	3,379	11,041	6,284	23,173	13,070	15,803	42,247	19,911
" Burma	3,090	11,064	10,707	15,443	12,032	37,304	65,901	54,638	68,147	64,070
TOTAL	45,148	63,321	110,595	155,401	1,04,809	2,40,975	3,04,906	4,22,284	5,05,029	3,58,715
Plants living, including Bulbs and Seed for sowing (II. B.)—										
United Kingdom (including Channel Islands)	—	—	—	—	—	51,854	22,225	25,547	76,523	1,00,705
Ceylon (excluding Maldives)	—	—	—	—	—	9,406	2,415	1,827	5,036	2,648
Straits Settlements . .	—	—	—	—	—	6,581	3,722	4,798	5,561	1,819
Commonwealth of Australia	—	—	—	—	—	9,187	6,851	2,879	2,061	4,175
Other British Possessions	—	—	—	—	—	4,823	1,522	346	2,527	830
TOTAL BRITISH EMPIRE	—	—	—	—	—	81,421	36,801	35,407	90,708	1,09,733

No. 10—continued

ARTICLES, AND COUNTRIES OF CONSIGNMENT; ALSO SHARE OF EACH PROVINCE	QUANTITY					VALUE				
	1930-31	1931-32	1932-33	1933-34	1934-35	1930-31	1931-32	1932-33	1933-34	1934-35
						₹	₹	₹	₹	₹
Plants, living, including Bulbs and Seed for sowing (H. S)—continued										
Germany	—	—	—	—	—	18,237	14,181	18,746	22,325	22,788
Netherlands	—	—	—	—	—	7,234	9,285	8,530	9,808	10,308
France	—	—	—	—	—	11,188	9,882	18,889	11,091	15,888
China (exclusive of Hongkong and Macao)	—	—	—	—	—	8,881	6,929	8,080	8,901	5,002
United States of America—										
Via Atlantic Coast	—	—	—	—	—	41,753	38,519	45,942	22,231	32,602
" Pacific "	—	—	—	—	—	2,103	10,413	5,008	5,908	2,986
Other Foreign Countries	—	—	—	—	—	12,931	14,906	8,818	11,768	13,688
TOTAL FOREIGN COUNTRIES	—	—	—	—	—	97,382	1,04,175	1,18,019	92,182	1,03,482
<i>Share of Bengal</i>	—	—	—	—	—	59,585	17,948	26,424	74,410	1,00,512
" Bombay	—	—	—	—	—	73,852	55,524	92,190	70,875	85,951
" Sind	—	—	—	—	—	10,575	7,774	5,298	13,390	12,971
" Madras	—	—	—	—	—	18,228	8,912	3,411	4,958	6,377
" Burma	—	—	—	—	—	25,513	20,818	21,109	19,248	7,354
TOTAL	—	—	—	—	—	1,78,758	1,40,976	1,48,426	1,82,890	2,18,165
Polishes—										
<i>Polishes and compositions for application to leather (III. U)—</i>										
United Kingdom (including Channel Islands)	—	—	—	—	—	12,51,194	11,83,243	11,70,381	11,71,100	12,38,507
Other British Possessions	—	—	—	—	—	804	406	2,051	482	177
TOTAL BRITISH EMPIRE	—	—	—	—	—	12,51,998	11,83,649	11,72,432	11,71,582	12,38,684
Germany	—	—	—	—	—	8,038	7,120	4,054	2,241	2,801
Netherlands	—	—	—	—	—	1,601	5,549	41
France	—	—	—	—	—	15	202	28	5,203	5
United States of America—										
Via Atlantic Coast	—	—	—	—	—	30,148	21,833	26,298	27,700	14,676
" Pacific "	—	—	—	—	—	..	71
Other Foreign Countries	—	—	—	—	—	367	1,630	820	2,418	2,415
TOTAL FOREIGN COUNTRIES	—	—	—	—	—	40,220	30,952	31,609	48,267	20,028
<i>Share of Bengal</i>	—	—	—	—	—	3,31,561	3,24,997	3,10,385	3,08,208	2,84,193
" Bombay	—	—	—	—	—	3,99,722	3,93,811	3,72,590	3,97,037	4,08,748
" Sind	—	—	—	—	—	3,49,913	3,54,324	3,88,731	3,66,616	4,42,414
" Madras	—	—	—	—	—	1,53,485	85,889	66,266	73,682	67,585
" Burma	—	—	—	—	—	66,516	55,580	61,869	69,426	30,772
TOTAL	—	—	—	—	—	18,01,227	12,14,001	12,08,991	12,14,039	13,58,712
<i>Polishes and compositions for application to metals (III. U)—</i>										
United Kingdom (including Channel Islands)	—	—	—	—	—	4,02,601	4,17,248	3,84,888	3,96,488	4,11,650
Other British Possessions	—	—	—	—	—	784	141	116	1,144	117
TOTAL BRITISH EMPIRE	—	—	—	—	—	4,03,425	4,17,884	3,85,004	3,97,632	4,11,678

GENERAL IMPORTS

(328)

No. 10—continued

ARTICLES, AND COUNTRIES OF CONSIGNMENT; ALSO SHARE OF EACH PROVINCE	QUANTITY					VALUE				
	1930-31	1931-32	1932-33	1933-34	1934-35	1930-31	1931-32	1932-33	1933-34	1934-35
						₹	₹	₹	₹	₹
Polishes—continued										
<i>Polishes and compositions for application to metals (III. U)—continued</i>										
Germany	—	—	—	—	—	7,332	7,017	6,819	5,178	7,434
United States of America—										
<i>Via Atlantic Coast</i>	—	—	—	—	—	36,527	28,577	15,641	20,541	14,004
" <i>Pacific</i> "	—	—	—	—	—	848	8	10	9	7
Other Foreign Countries	—	—	—	—	—	814	898	1,070	8,800	4,483
TOTAL FOREIGN COUNTRIES	—	—	—	—	—	46,521	31,595	23,540	38,528	26,918
Share of Bengal	—	—	—	—	—	1,82,720	1,64,055	99,543	1,18,892	1,17,305
" <i>Bombay</i>	—	—	—	—	—	1,21,289	1,31,905	1,54,316	1,77,863	1,78,114
" <i>Sind</i>	—	—	—	—	—	82,394	86,002	81,372	76,816	76,307
" <i>Madras</i>	—	—	—	—	—	41,169	41,494	41,027	33,055	47,868
" <i>Burma</i>	—	—	—	—	—	21,351	35,523	32,286	29,504	24,996
TOTAL	—	—	—	—	—	4,18,046	4,48,979	4,08,544	4,36,160	4,38,591
Wood Polish (III. U)—										
United Kingdom (including Channel Islands)	—	—	—	—	—	57,256	46,416	37,807	58,704	68,667
Commonwealth of Australia	—	—	—	—	—	9,366
Other British Possessions	—	—	—	—	—	205	6
TOTAL BRITISH EMPIRE	—	—	—	—	—	66,827	46,416	37,807	58,704	68,673
United States of America—										
<i>Via Atlantic Coast</i>	—	—	—	—	—	15,202	2,545	8,198	12,436	19,718
" <i>Pacific</i> "	—	—	—	—	—	2	89
Other Foreign Countries	—	—	—	—	—	881	1,144	968	808	1,173
TOTAL FOREIGN COUNTRIES	—	—	—	—	—	16,083	3,689	9,166	13,244	20,960
Share of Bengal	—	—	—	—	—	8,808	14,763	3,489	36,316	2,376
" <i>Bombay</i>	—	—	—	—	—	41,543	21,266	29,415	58,588	68,340
" <i>Sind</i>	—	—	—	—	—	7,529	5,637	5,115	2,862	3,038
" <i>Madras</i>	—	—	—	—	—	20,178	7,717	7,718	13,091	10,601
" <i>Burma</i>	—	—	—	—	—	1,917	722	1,236	1,061	5,478
TOTAL	—	—	—	—	—	82,010	50,105	46,973	1,11,048	89,833
Other sorts (III. U)—										
United Kingdom (including Channel Islands)	—	—	—	—	—	2,47,317	1,08,495	2,36,676	3,61,728	4,20,262
Commonwealth of Australia	—	—	—	—	—	9,492	147	2,083	1,177	60
Other British Possessions	—	—	—	—	—	912	108	545	3,046	1,935
TOTAL BRITISH EMPIRE	—	—	—	—	—	2,57,721	1,08,750	2,39,304	3,66,951	4,22,257
Germany	—	—	—	—	—	3,809	2,079	5,111	5,805	9,431
United States of America—										
<i>Via Atlantic Coast</i>	—	—	—	—	—	51,806	30,015	60,732	80,055	62,336
" <i>Pacific</i> "	—	—	—	—	—	679	611	1,374	567	5,704
Other Foreign Countries	—	—	—	—	—	1,975	1,418	4,414	5,588	8,654
TOTAL FOREIGN COUNTRIES	—	—	—	—	—	58,260	34,121	71,681	92,005	81,125

No. 10—continued

ARTICLES, AND COUNTRIES OF CONSIGNMENT; ALSO SHARE OF EACH PROVINCE	QUANTITY					VALUE				
	1930-31	1931-32	1932-33	1933-34	1934-35	1930-31	1931-32	1932-33	1933-34	1934-35
						R	R	R	R	R
Polishes—concluded										
<i>Other sorts (III. U)—contd.</i>										
Share of Bengal . . .	—	—	—	—	—	1,73,424	1,16,742	1,99,300	2,78,146	3,10,629
„ Bombay . . .	—	—	—	—	—	60,767	37,485	62,088	85,318	68,916
„ Sind . . .	—	—	—	—	—	56,408	19,659	11,608	10,900	33,463
„ Madras . . .	—	—	—	—	—	18,248	11,983	22,361	36,313	65,918
„ Burma . . .	—	—	—	—	—	27,143	26,946	26,683	28,667	26,086
TOTAL	—	—	—	—	—	8,25,990	2,02,871	3,10,936	4,39,689	5,04,006
Total value of Polishes—										
United Kingdom (including Channel Islands) . . .	—	—	—	—	—	19,58,458	18,15,397	18,20,702	20,28,108	21,34,782
Commonwealth of Australia	—	—	—	—	—	18,858	655	2,909	1,036	246
Other British Possessions . . .	—	—	—	—	—	2,055	147	1,886	5,113	2,082
TOTAL BRITISH EMPIRE	—	—	—	—	—	19,79,371	18,16,199	18,34,497	20,34,257	21,37,110
Germany	—	—	—	—	—	20,064	17,902	17,831	13,772	20,428
Netherlands	—	—	—	—	—	2,407	408	1,000	6,429	151
France	—	—	—	—	—	647	468	1,601	5,340	175
Japan	—	—	—	—	—	157	554	553	8,077	7,709
United States of America—										
Via Atlantic Coast	—	—	—	—	—	1,52,683	77,970	1,10,869	1,30,728	1,11,724
„ Pacific „	—	—	—	—	—	1,527	685	1,884	578	5,780
Other Foreign Countries	—	—	—	—	—	1,627	2,380	2,618	2,805	3,064
TOTAL FOREIGN COUNTRIES	—	—	—	—	—	1,79,102	1,00,357	1,86,946	1,67,729	1,49,031
Share of Bengal	—	—	—	—	—	6,98,598	6,10,613	6,18,717	7,41,598	7,14,504
„ Bombay	—	—	—	—	—	6,16,314	5,74,467	6,08,504	7,18,796	7,24,119
„ Sind	—	—	—	—	—	4,96,274	4,66,629	4,54,376	4,67,224	6,66,223
„ Madras	—	—	—	—	—	2,33,020	1,47,083	1,37,372	1,66,126	1,86,972
„ Burma	—	—	—	—	—	1,16,967	1,18,771	1,20,974	1,28,848	1,66,331
TOTAL	—	—	—	—	—	21,59,078	19,16,656	19,70,448	22,02,586	22,80,141
Precious stones and pearls, unset—										
<i>Diamonds* (II. B)—</i>										
United Kingdom (including Channel Islands)	—	—	—	—	—	1,13,415	1,47,724	60,252	51,174	1,37,656
Straits Settlements	—	—	—	—	—	81,248	1,879	..	296	0,067
Union of South Africa	—	—	—	—	—	14,765	46,214	..	966	..
Other British Possessions	—	—	—	—	—	880	896	121	253	..
TOTAL BRITISH EMPIRE	—	—	—	—	—	1,60,803	1,95,653	60,373	52,667	1,44,622
Netherlands	—	—	—	—	—	4,39,792	1,20,031	94,934	66,611	1,41,709
Belgium	—	—	—	—	—	89,14,989	28,60,467	68,28,016	56,19,581	33,67,604
France	—	—	—	—	—	32,376	51,209	78,846	1,42,888	14,528
United States of America—										
Via Atlantic Coast	—	—	—	—	—	6,050	80,000	..
Other Foreign Countries	—	—	—	—	—	407	62	2,969
TOTAL FOREIGN COUNTRIES	—	—	—	—	—	43,93,674	30,81,797	69,96,796	68,09,126	35,26,810

* Inclusive of imports by postal packets referred to Collectors of Customs for assessment.

GENERAL IMPORTS

No. 10—continued

ARTICLES, AND COUNTRIES OF CONSIGNMENT; ALSO SHARE OF EACH PROVINCE	QUANTITY					VALUE				
	1930-31	1931-32	1932-33	1933-34	1934-35	1930-31	1931-32	1932-33	1933-34	1934-35
						R	R	R	R	R
Precious stones and pearls, unset— —continued										
Diamonds* (H. B)—continued										
Share of Bengal	—	—	—	—	—	3,38,708	3,55,107	19,60,946	12,70,268	6,34,195
" Bombay	—	—	—	—	—	27,99,680	24,05,321	29,21,607	32,93,376	23,42,124
" Sind	—	—	—	—	—	24,985	76,384	12,65,263	2,18,636	1,58,333
" Madras	—	—	—	—	—	10,98,848	3,64,359	8,46,713	9,03,281	4,04,004
" Burma	—	—	—	—	—	2,93,756	26,279	82,040	1,76,249	1,32,771
TOTAL	—	—	—	—	—	45,53,977	32,27,450	70,77,109	58,61,810	80,71,482
Other Precious stones* (H. B)—										
United Kingdom (including Channel Islands)	—	—	—	—	—	81,053	67,220	1,12,359	1,39,091	60,429
Ceylon (excluding Maldives)	—	—	—	—	—	42,029	25,891	29,171	24,946	16,840
Straits Settlements	—	—	—	—	—	1,05,305	1,462	162	1,504	262
Other British Possessions	—	—	—	—	—	803	1,221	1,601	690	1,385
TOTAL BRITISH EMPIRE	—	—	—	—	—	2,28,690	85,794	1,43,313	1,66,231	78,666
Germany	—	—	—	—	—	4,362	1,340	—	4,530	25,317
Belgium	—	—	—	—	—	15,016	4,142	42,679	1,746	15,007
France	—	—	—	—	—	3,392	1,18,490	50,657	60,400	1,13,847
Egypt	—	—	—	—	—	40,600
United States of America— Via Atlantic Coast	—	—	—	—	—	12,700	4,000
Other Foreign Countries	—	—	—	—	—	2,123	1,331	486	4,875	2,919
TOTAL FOREIGN COUNTRIES	—	—	—	—	—	84,893	1,25,312	93,832	74,260	1,61,080
Share of Bengal	—	—	—	—	—	2,143	2,578	4,304
" Bombay	—	—	—	—	—	1,02,129	56,804	72,289	1,64,499	1,55,970
" Sind	—	—	—	—	—	13,557	4,844	68,530	50	12,710
" Madras	—	—	—	—	—	42,678	25,874	33,556	39,326	14,948
" Burma	—	—	—	—	—	1,43,076	1,23,384	62,770	33,538	21,824
TOTAL	—	—	—	—	—	3,13,583	2,11,106	2,37,135	2,40,491	2,39,756
Pearls (H. B)—										
Aden and Dependencies	—	—	—	—	—	13,200	9,000	13,000	300	1,800
Bahrain Islands	—	—	—	—	—	5,81,500	5,45,950	5,46,895	6,61,708	4,16,454
Other British Possessions	—	—	—	—	—	5,000	3,590	3,020	4,307	370
TOTAL BRITISH EMPIRE	—	—	—	—	—	5,99,700	5,58,540	5,62,915	6,66,315	4,18,624
Netherlands	—	—	—	—	—	10,554	..
France	—	—	—	—	—	8,040
Mascat Territory and Trucial Oman	—	—	—	—	—	4,16,700	4,85,391	4,64,900	6,55,476	6,86,238
Other Native States in Arabia	—	—	—	—	—	83,550	17,508	9,800	40,228	57,500
Japan	—	—	—	—	—	6,279	2,383
United States of America— Via Atlantic Coast	—	—	—	—	—	2,781	2,840	81,733
" Pacific "	—	—	—	—	—	884	..
Other Foreign Countries	—	—	—	—	—	1,500	3,000	2,200
TOTAL FOREIGN COUNTRIES	—	—	—	—	—	5,06,520	5,02,894	4,87,021	7,12,082	6,80,059

* Inclusive of imports by postal packets referred to Collectors of Customs for assessment.

No. 10—continued

ARTICLES, AND COUNTRIES OF CONSIGNMENT; ALSO SHARE OF EACH PROVINCE	QUANTITY					VALUE				
	1930-31	1931-32	1932-33	1933-34	1934-35	1930-31	1931-32	1932-33	1933-34	1934-35
Precious stones and pearls, unset —concluded						R	R	R	R	R
<i>Pearls (II. B)—continued</i>										
Share of Bombay	—	—	—	—	—	10,90,450	10,54,344	10,05,681	11,04,374	6,20,591
„ Sind	—	—	—	—	—	6,000	3,000	43,735	2,70,718	4,78,092
„ Madras	—	—	—	—	—	3,250	3,580	20	204	..
„ Burma	—	—	—	—	—	6,429	10	..	4,103	..
TOTAL	—	—	—	—	—	11,06,229	10,61,434	10,49,486	13,70,297	10,98,683
<i>Total value of Precious stones and Pearls unset—</i>										
United Kingdom (including Channel Islands)	—	—	—	—	—	1,94,468	2,04,944	1,92,611	1,94,265	1,98,254
Aden and Dependencies	—	—	—	—	—	18,200	9,000	18,000	300	1,800
Bahrain Islands	—	—	—	—	—	5,81,500	5,45,950	5,47,407	6,61,708	4,10,454
Ceylon (excluding Maldives)	—	—	—	—	—	46,250	20,807	32,312	25,403	10,640
Straits Settlements	—	—	—	—	—	1,86,548	2,341	182	1,002	7,220
Union of South Africa	—	—	—	—	—	14,813	46,214	..	965	..
Other British Possessions	—	—	—	—	—	1,905	1,231	580	690	1,585
TOTAL BRITISH EMPIRE	—	—	—	—	—	9,88,693	8,39,987	7,86,101	8,85,233	6,41,912
Germany	—	—	—	—	—	4,362	1,349	..	4,539	28,286
Netherlands	—	—	—	—	—	4,30,792	1,20,061	94,934	77,165	1,41,709
Belgium	—	—	—	—	—	39,50,005	23,64,609	68,70,695	55,21,277	33,82,611
France	—	—	—	—	—	35,768	1,69,780	1,32,543	1,93,238	1,28,375
Mascat Territory and Trucial Oman	—	—	—	—	—	4,16,700	4,85,391	4,64,900	6,55,475	5,86,239
Other Native States in Arabia	—	—	—	—	—	38,550	17,503	9,800	40,223	57,500
Iran	—	—	—	—	—	1,500	7,000	2,200
Japan	—	—	—	—	—	6,279	98	2,388
Egypt	—	—	—	—	—	40,000
United States of America— Via Atlantic Coast	—	—	—	—	—	6,050	..	2,781	95,540	35,733
„ Pacific „	—	—	—	—	—	884	..
Other Foreign Countries	—	—	—	—	—	2,500	1,301	486	875	2,918
TOTAL FOREIGN COUNTRIES	—	—	—	—	—	49,85,096	36,60,108	75,77,939	65,06,365	43,67,959
Share of Bengal	—	—	—	—	—	3,33,351	3,55,107	19,60,948	12,72,546	6,33,499
„ Bombay	—	—	—	—	—	39,92,259	35,16,969	39,99,677	45,03,149	31,43,685
„ Sind	—	—	—	—	—	49,542	34,223	13,77,518	4,89,402	6,49,140
„ Madras	—	—	—	—	—	11,44,376	3,93,613	8,30,239	9,43,311	4,13,962
„ Burma	—	—	—	—	—	4,48,361	1,49,873	1,45,410	3,13,390	1,54,595
TOTAL	—	—	—	—	—	59,78,789	44,90,990	38,68,740	74,81,598	50,09,871
Printing and Lithographing machinery and materials (excluding paper)—										
<i>Printing and lithographing presses (III. J)—</i>										
United Kingdom (including Channel Islands)	—	—	—	—	—	7,46,905	6,21,510	6,01,971	7,13,140	6,93,370
Other British Possessions	—	—	—	—	—	1,132	3,233	515	494	352
TOTAL BRITISH EMPIRE	—	—	—	—	—	7,48,127	6,24,743	6,02,486	7,13,634	6,93,722

GENERAL IMPORTS

(332)

No. 10- continued

ARTICLES, AND COUNTRIES OF CONSIGNMENT; ALSO SHARE OF EACH PROVINCE	QUANTITY					VALUE				
	1930-31	1931-32	1932-33	1933-34	1934-35	1930-31	1931-32	1932-33	1933-34	1934-35
						R	R	R	R	R
Printing and Lithographing machinery and material (excluding paper)—continued										
Printing and Lithographing presses (III. J)—continued										
Germany	—	—	—	—	—	2,62,054	1,63,663	2,24,381	2,81,160	2,93,040
Netherlands	—	—	—	—	—	..	1,44,531
Belgium	—	—	—	—	—	1,02,201	320	3,733	3,523	..
France	—	—	—	—	—	8,469	31,064	1,260	7,370	..
Switzerland	—	—	—	—	—	19,353	488	..	2,107	..
Italy (including Fiume)	—	—	—	—	—	1,846	4,122	4,006	10,436	11,950
Japan	—	—	—	—	—	885	1,916	356	12,485	41,690
United States of America— Via Atlantic Coast	—	—	—	—	—	3,25,071	4,95,974	80,025	4,58,244	4,08,519
Other Foreign Countries	—	—	—	—	—	170	234	150	..	1,702
TOTAL FOREIGN COUNTRIES	—	—	—	—	—	7,00,694	8,42,512	3,14,511	7,75,324	7,57,810
Share of Bengal	—	—	—	—	—	6,15,853	5,60,328	3,05,013	4,75,806	4,36,678
„ Bombay	—	—	—	—	—	5,74,287	4,69,348	4,93,966	6,17,446	6,54,329
„ Sind	—	—	—	—	—	82,098	75,775	40,336	1,11,502	1,63,936
„ Madras	—	—	—	—	—	1,64,346	3,54,678	76,956	2,77,783	1,66,649
„ Burma	—	—	—	—	—	12,407	16,826	736	11,421	39,446
TOTAL	—	—	—	—	—	14,48,821	14,66,955	9,16,997	14,93,958	14,51,538
Printing type (III. U)—										
United Kingdom (including Channel Islands)	Cwts. 691	Cwts. 879	Cwts. 478	Cwts. 514	Cwts. 614	1,22,948	69,317	71,618	76,311	84,177
Straits Settlements	49	..	8	8,862	24	38	24	..
Federated Malay States	42	7	7,125	200
Other British Possessions	20	21	17	10	2	2,315	1,157	2,374	151	30
TOTAL BRITISH EMPIRE	802	407	498	524	616	1,41,250	70,698	74,025	76,486	84,207
Germany	369	208	227	191	179	41,222	27,842	33,257	30,191	34,214
United States of America— Via Atlantic Coast	42	67	45	43	115	12,112	19,033	14,980	8,000	19,586
Other Foreign Countries	46	30	27	23	53	6,355	1,569	2,077	2,181	3,895
TOTAL FOREIGN COUNTRIES	457	305	299	257	347	59,689	48,494	50,864	46,372	57,695
Share of Bengal	331	173	206	187	247	59,220	28,135	30,323	31,521	39,855
„ Bombay	512	314	420	334	303	72,126	57,153	66,014	51,069	50,194
„ Sind	68	97	67	131	104	9,511	12,210	10,333	20,180	16,100
„ Madras	247	65	67	91	191	42,581	11,097	12,582	15,807	27,321
„ Burms	101	68	37	38	118	17,501	10,597	5,637	4,281	8,432
TOTAL	1,259	712	797	781	963	2,00,089	1,10,192	1,24,889	1,22,858	1,41,902
Printers' and Lithographers' ink (III. U)—										
United Kingdom (including Channel Islands)	—	—	—	—	—	4,58,221	4,04,872	4,25,238	5,34,186	5,51,502
Other British Possessions	—	—	—	—	—	21	153	1,868	47	164
TOTAL BRITISH EMPIRE	—	—	—	—	—	4,58,242	4,07,025	4,27,006	5,34,233	5,51,666

No. 10—continued

ARTICLES AND COUNTRIES OF CONSIGNMENT; ALSO SHARE OF EACH PROVINCE	QUANTITY					VALUE				
	1930-31	1931-32	1932-33	1933-34	1934-35	1930-31	1931-32	1932-33	1933-34	1934-35
						₹	₹	₹	₹	₹
Printing and Lithographing machinery and materials (excluding paper)—continued										
Printers' and Lithographers' ink (III. U)—continued										
Denmark	—	—	—	—	—	..	7,878	10,535	5,957	4,416
Germany	—	—	—	—	—	1,32,767	1,17,778	1,07,259	96,722	1,17,756
Netherlands	—	—	—	—	—	83,287	99,149	23,973	24,683	32,505
Japan	—	—	—	—	—	950	459	9,002	4,717	12,092
United States of America—										
<i>Vid</i> Atlantic Coast	—	—	—	—	—	6,078	12,423	8,961	9,605	19,751
" Pacific "	—	—	—	—	—	2,510	2,011	848	423	1,412
Other Foreign Countries	—	—	—	—	—	1,248	5,068	725	3,362	4,781
TOTAL FOREIGN COUNTRIES	—	—	—	—	—	1,76,816	2,44,761	1,61,303	1,45,469	1,92,713
Share of Bengal	—	—	—	—	—	1,59,473	1,13,233	1,32,311	1,59,793	1,27,496
" Bombay	—	—	—	—	—	2,33,788	2,95,404	2,36,494	2,79,770	3,13,951
" Sind	—	—	—	—	—	1,04,038	99,371	98,677	1,14,311	1,36,860
" Madras	—	—	—	—	—	1,19,955	1,22,784	1,07,183	1,13,735	1,39,261
" Burma	—	—	—	—	—	20,307	16,089	15,734	19,093	31,311
TOTAL	—	—	—	—	—	6,35,058	6,51,786	5,38,399	6,70,702	7,44,379
Other materials (III. U)—										
United Kingdom (including Channel Islands)	—	—	—	—	—	3,70,964	3,49,133	3,25,806	3,40,240	4,24,242
Other British Possessions	—	—	—	—	—	1,304	3,284	3,041	3,814	1,457
TOTAL BRITISH EMPIRE	—	—	—	—	—	3,72,268	3,51,417	3,28,847	3,44,054	4,25,699
Germany	—	—	—	—	—	1,85,742	91,064	82,036	78,793	85,537
Belgium	—	—	—	—	—	1,843	2,930	1,856	7,016	6,702
France	—	—	—	—	—	14,345	13,658	8,737	5,982	11,098
Switzerland	—	—	—	—	—	4,587	5,059	7,759	7,270	6,409
Italy (including Fiume)	—	—	—	—	—	4,233	4,793	6,223	824	248
Japan	—	—	—	—	—	3,879	1,793	562	2,264	10,094
United States of America—										
<i>Vid</i> Atlantic Coast	—	—	—	—	—	89,610	71,210	86,579	98,762	1,01,682
" Pacific "	—	—	—	—	—	268	262	15,720	346	590
Other Foreign Countries	—	—	—	—	—	3,380	9,326	2,368	9,000	1,856
TOTAL FOREIGN COUNTRIES	—	—	—	—	—	2,62,396	2,00,105	1,61,340	2,10,271	2,24,268
Share of Bengal	—	—	—	—	—	2,09,319	1,54,005	1,79,042	1,19,712	2,44,101
" Bombay	—	—	—	—	—	2,09,680	2,92,469	1,84,799	3,23,074	2,14,101
" Sind	—	—	—	—	—	64,111	63,831	87,127	69,759	47,319
" Madras	—	—	—	—	—	1,15,631	99,307	63,964	1,03,925	99,687
" Burma	—	—	—	—	—	38,973	31,953	25,755	35,855	44,759
TOTAL	—	—	—	—	—	6,34,064	5,51,572	4,00,687	5,54,325	6,49,967
Total value of Printing and Lithographing machinery and materials (excluding paper)—										
United Kingdom (including Channel Islands)	—	—	—	—	—	16,99,123	14,45,882	14,24,623	16,66,877	17,53,297
Straits Settlements	—	—	—	—	—	9,924	3,376	2,334	3,611	676
Federated Malay States	—	—	—	—	—	7,286	200	06
Other British Possessions	—	—	—	—	—	3,649	4,475	5,481	919	1,323
TOTAL BRITISH EMPIRE	—	—	—	—	—	17,19,982	14,53,933	14,32,454	16,73,407	17,55,302

GENERAL IMPORTS

(334)

No. 10—continued

ARTICLES, AND COUNTRIES OF CONSIGNMENT; ALSO SHARE OF EACH PROVINCE	QUANTITY					VALUE				
	1930-31	1931-32	1932-33	1933-34	1934-35	1930-31	1931-32	1932-33	1933-34	1934-35
						₹	₹	₹	₹	₹
Printing and Lithographing machinery and materials (excluding paper)—concluded										
<i>Total value of Printing and Lithographing machinery and materials (excluding paper)—continued</i>										
Denmark	—	—	—	—	—	..	7,944	10,540	5,068	4,422
Germany	—	—	—	—	—	5,62,385	4,00,247	4,46,933	4,92,860	5,31,506
Netherlands	—	—	—	—	—	37,410	2,46,020	24,001	28,721	32,520
Belgium	—	—	—	—	—	1,94,134	3,432	5,589	11,133	6,702
France	—	—	—	—	—	22,814	44,722	9,007	13,352	11,881
Switzerland	—	—	—	—	—	24,000	5,547	7,759	9,386	6,409
Italy (including Fiume)	—	—	—	—	—	8,151	10,643	10,566	12,171	16,363
China (exclusive of Hongkong and Macao)	—	—	—	—	—	5,175	1,866	1,278	1,110	2,740
Japan	—	—	—	—	—	5,174	4,167	9,920	10,666	64,320
United States of America—										
<i>Via Atlantic Coast</i>	—	—	—	—	—	3,32,869	5,08,890	1,41,095	5,74,611	5,49,538
" Pacific "	—	—	—	—	—	2,778	2,273	10,568	769	2,008
Other Foreign Countries	—	—	—	—	—	4,705	10,521	4,272	7,677	4,127
TOTAL FOREIGN COUNTRIES	—	—	—	—	—	11,99,595	13,35,572	6,88,518	11,77,436	12,32,486
<i>Share of Bengal</i>	—	—	—	—	—	10,40,695	8,60,706	6,46,689	7,79,332	8,48,130
" Bombay	—	—	—	—	—	10,86,831	10,14,374	9,61,253	11,33,359	12,36,075
" Sind	—	—	—	—	—	2,59,758	2,51,094	3,04,473	3,15,762	3,64,215
" Madras	—	—	—	—	—	4,42,460	5,87,866	2,60,685	5,11,230	4,22,912
" Burma	—	—	—	—	—	39,588	75,455	47,892	60,650	1,34,448
TOTAL	—	—	—	—	—	29,10,482	27,80,505	21,20,972	28,50,843	29,87,730
Prints, Engravings, and Pictures—										
<i>Photographs and Picture postcards (III. U)—</i>										
United Kingdom (including Channel Islands)	—	—	—	—	—	20,704	17,387	10,622	21,389	16,395
Ceylon (excluding Maldives)	—	—	—	—	—	1,247	596	747	213	10,568
Straits Settlements	—	—	—	—	—	746	10,348	..	141	605
Commonwealth of Australia	—	—	—	—	—	29	18,610	30,529	114	103
Other British Possessions	—	—	—	—	—	481	579	943	137	1,212
TOTAL BRITISH EMPIRE	—	—	—	—	—	23,267	47,520	42,841	21,694	34,683
Germany	—	—	—	—	—	22,742	16,743	13,507	13,820	11,539
France	—	—	—	—	—	84,123	10,567	2,992	3,786	8,049
Italy (including Fiume)	—	—	—	—	—	1,303	240	1,505	1,281	28,192
United States of America—										
<i>Via Atlantic Coast</i>	—	—	—	—	—	21,136	20,621	14,328	28,939	76,451
" Pacific "	—	—	—	—	—	582	19	11	66	54
Other Foreign Countries	—	—	—	—	—	1,739	584	816	527	1,434
TOTAL FOREIGN COUNTRIES	—	—	—	—	—	81,085	48,774	33,219	48,419	1,20,769
<i>Share of Bengal</i>	—	—	—	—	—	23,619	6,712	33,606	21,685	47,056
" Bombay	—	—	—	—	—	46,998	33,449	17,796	28,337	90,956
" Sind	—	—	—	—	—	18,606	21,765	12,701	11,397	6,389
" Madras	—	—	—	—	—	5,965	3,539	4,080	3,120	9,243
" Burma	—	—	—	—	—	7,764	31,129	8,037	824	3,008
TOTAL	—	—	—	—	—	1,04,952	96,294	76,000	70,413	1,55,652

No. 10—continued

ARTICLES, AND COUNTRIES OF CONSIGNMENT; ALSO SHARE OF EACH PROVINCE	QUANTITY					VALUE				
	1930-31	1931-32	1932-33	1933-34	1934-35	1930-31	1931-32	1932-33	1933-34	1934-35
						₹	₹	₹	₹	₹
Prints, Engravings, and Pictures— continued										
<i>Others (III. U)—</i>										
United Kingdom (including Channel Islands)	—	—	—	—	—	58,890	3,30,090	50,010	91,254	75,011
Ceylon (excluding Maldives)	—	—	—	—	—	9,004	5,447	908	543	849
Commonwealth of Australia	—	—	—	—	—	37	18,254	24,711	243	694
Other British Possessions	—	—	—	—	—	4,505	3,652	1,926	731	4,018
TOTAL BRITISH EMPIRE	—	—	—	—	—	72,436	3,58,052	78,164	92,771	82,072
Germany	—	—	—	—	—	41,090	23,816	20,735	20,438	30,811
France	—	—	—	—	—	3,602	30,425	21,899	2,886	1,836
Italy (including Fiume)	—	—	—	—	—	2,308	2,890	785	1,577	43,531
Austria	—	—	—	—	—	17,093	12,945	17,257	4,950	11,720
United States of America—										
<i>Via Atlantic Coast</i>	—	—	—	—	—	83,291	10,844	4,12,022	63,041	30,527
<i>" Pacific "</i>	—	—	—	—	—	278	31	10	482	24
Other Foreign Countries	—	—	—	—	—	2,753	7,705	2,082	3,103	2,041
TOTAL FOREIGN COUNTRIES	—	—	—	—	—	1,66,165	94,751	4,74,740	90,481	1,20,496
<i>Share of Bengal</i>	—	—	—	—	—	30,454	41,759	4,22,523	50,777	25,319
<i>" Bombay</i>	—	—	—	—	—	1,50,952	3,76,623	1,11,125	53,225	1,04,315
<i>" Sind</i>	—	—	—	—	—	17,733	23,471	12,662	73,186	51,147
<i>" Madras</i>	—	—	—	—	—	16,493	7,509	3,919	5,234	17,978
<i>" Burma</i>	—	—	—	—	—	12,919	3,436	2,680	1,310	2,309
TOTAL	—	—	—	—	—	2,38,001	4,52,803	5,52,904	1,80,252	2,02,568
Total value of Prints, Engravings, and Pictures—										
United Kingdom (including Channel Islands)	—	—	—	—	—	79,654	3,48,086	61,241	1,12,643	92,006
Ceylon (excluding Maldives)	—	—	—	—	—	10,251	6,043	1,055	756	17,417
Straits Settlements	—	—	—	—	—	2,378	12,481	2,207	541	1,289
Commonwealth of Australia	—	—	—	—	—	66	36,864	55,240	357	797
Other British Possessions	—	—	—	—	—	2,354	2,098	662	463	5,446
TOTAL BRITISH EMPIRE	—	—	—	—	—	95,703	4,05,572	1,21,005	1,14,765	1,16,955
Germany	—	—	—	—	—	63,832	40,558	34,242	34,258	42,400
France	—	—	—	—	—	42,785	40,902	24,891	6,072	9,835
Italy (including Fiume)	—	—	—	—	—	3,761	3,136	2,300	2,858	60,728
Austria	—	—	—	—	—	17,705	12,045	17,355	4,063	11,726
United States of America—										
<i>Via Atlantic Coast</i>	—	—	—	—	—	1,04,427	37,465	4,26,350	91,980	1,06,978
<i>" Pacific "</i>	—	—	—	—	—	860	50	21	548	78
Other Foreign Countries	—	—	—	—	—	4,480	8,379	2,800	3,626	3,475
TOTAL FOREIGN COUNTRIES	—	—	—	—	—	2,37,850	1,48,525	5,07,950	1,44,900	2,41,265
<i>Share of Bengal</i>	—	—	—	—	—	54,073	48,471	4,58,024	72,462	72,375
<i>" Bombay</i>	—	—	—	—	—	1,99,950	4,10,077	1,28,921	86,812	1,95,771
<i>" Sind</i>	—	—	—	—	—	36,339	46,236	25,353	84,583	57,536
<i>" Madras</i>	—	—	—	—	—	22,458	10,748	7,939	13,364	27,221
<i>" Burma</i>	—	—	—	—	—	20,633	34,555	10,717	2,564	4,317
TOTAL	—	—	—	—	—	3,33,553	5,40,097	6,26,964	2,50,605	3,58,220

GENERAL IMPORTS

(336)

No. 10—continued

ARTICLES, AND COUNTRIES OF CONSIGNMENT; ALSO SHARE OF EACH PROVINCE	QUANTITY					VALUE				
	1930-31	1931-32	1932-33	1933-34	1934-35	1930-31	1931-32	1932-33	1933-34	1934-35
						R	R	R	R	R
Provisions and Oilman's stores—										
Bacon and Hams (I. E)—										
	Cwts.	Cwts.	Cwts.	Cwts.	Cwts.					
United Kingdom (including Channel Islands)	12,138	9,611	10,120	11,757	11,033	12,80,949	8,26,415	7,60,697	9,55,715	8,34,531
Hongkong	136	166	113	98	92	9,577	7,556	4,317	3,808	3,495
Commonwealth of Australia	434	251	259	577	205	51,282	25,307	20,242	44,407	19,845
Other British Possessions	48	25	16	34	87	6,230	2,251	1,798	4,200	5,233
TOTAL BRITISH EMPIRE	12,766	10,053	10,508	12,466	12,077	13,48,038	8,61,530	7,96,054	10,08,220	8,63,150
Denmark	227	403	839	2,168	2,745	28,593	41,034	65,359	1,67,529	2,11,977
Germany	45	51	41	59	92	5,458	6,850	4,140	5,073	7,507
Netherlands	371	451	453	536	807	39,519	41,865	37,509	42,469	58,864
United States of America—										
Via Atlantic Coast	101	50	43	23	50	18,608	7,374	4,996	2,053	3,357
" Pacific "	3	9	2	186	1,062	24	..	191
Other Foreign Countries	17	40	39	27	65	3,167	4,091	4,192	2,123	3,377
TOTAL FOREIGN COUNTRIES	764	1,004	1,414	2,818	3,761	69,562	1,02,276	1,16,271	2,20,757	2,85,773
Share of Bengal	4,385	4,492	4,599	4,796	5,193	5,44,353	4,07,972	3,67,726	3,98,565	3,95,649
" Bombay	2,904	1,578	2,235	4,475	4,654	2,39,579	1,29,844	1,67,274	2,59,745	3,13,071
" Sind	2,273	2,071	2,233	2,791	2,846	2,40,331	1,74,262	1,58,847	2,02,865	1,99,318
" Madras	1,401	1,293	1,312	1,720	1,554	1,49,763	1,09,858	95,447	1,35,336	1,13,161
" Burma	1,952	1,623	1,643	1,593	1,681	2,12,570	1,41,379	1,23,031	1,26,475	1,30,233
TOTAL	13,520	11,057	11,922	15,284	15,838	14,37,609	9,63,815	9,12,325	12,28,936	11,48,982
Biscuits and Cakes (I. E)—										
	Cwts.	Cwts.	Cwts.	Cwts.	Cwts.					
United Kingdom (including Channel Islands)	34,407	27,117	26,001	20,463	32,992	34,96,033	26,73,739	25,12,889	26,00,937	28,76,907
Irish Free State (a)	—	—	—	93	386	—	—	—	10,195	43,034
Straits Settlements	10,960	6,049	8,337	8,062	11,804	8,57,533	1,96,906	2,18,455	1,82,409	2,03,014
Hongkong	2	3	3	379	1,870	81	175	158	19,682	80,198
Commonwealth of Australia	845	515	458	513	413	54,309	33,703	28,893	34,377	23,219
Other British Possessions	55	109	114	34	29	4,855	6,742	6,880	1,831	1,959
TOTAL BRITISH EMPIRE	46,269	34,693	35,030	33,544	47,409	39,13,798	29,11,265	27,67,276	29,09,431	31,88,969
Germany	584	34	16	61	23	25,781	1,793	1,164	3,044	1,850
Netherlands	378	493	487	294	223	33,118	40,884	44,414	25,072	20,623
Belgium	570	311	91	133	45	30,580	17,945	4,907	7,936	8,405
France	74	10	30	1	21	6,720	939	3,752	98	2,082
Japan	2	3	22	191	259	165	259	693	7,084	10,164
United States of America—										
Via Atlantic Coast	230	185	14	55	61	19,919	15,363	1,646	4,922	3,949
" Pacific "	..	1	125	..	12	..
Other Foreign Countries	40	29	18	61	104	2,923	1,955	1,078	5,283	5,556
TOTAL FOREIGN COUNTRIES	1,878	1,071	637	709	749	1,19,215	73,398	57,564	51,031	47,682

(a) Separately shown from 1933-34.

No. 10—continued

ARTICLES, AND COUNTRIES OF CONSIGNMENT; ALSO SHARE OF EACH PROVINCE	QUANTITY					VALUE				
	1930-31	1931-32	1932-33	1933-34	1934-35	1930-31	1931-32	1932-33	1933-34	1934-35
Provisions and Oilman's stores— continued						R	R	R	R	R
Biscuits and Cakes (I. E)— continued	Cwts.	Cwts.	Cwts.	Cwts.	Cwts.					
Share of Bengal . . .	9,007	7,168	6,027	7,195	7,070	7,36,698	6,22,436	6,11,179	6,08,716	6,57,108
" Bombay . . .	4,955	4,134	4,051	6,674	8,150	6,20,856	4,07,832	3,10,008	5,99,597	6,89,950
" Sind . . .	4,945	4,179	4,082	4,546	5,205	4,72,127	3,96,384	3,78,605	3,96,519	4,60,575
" Madras . . .	6,766	5,836	6,106	6,818	7,336	6,42,303	5,11,443	5,54,038	5,67,620	5,85,813
" Burma . . .	22,474	14,647	15,451	14,050	19,688	16,61,639	10,52,113	9,88,009	7,90,711	9,53,155
TOTAL	48,147	35,704	35,717	39,313	48,218	40,32,923	29,90,268	28,24,839	29,03,402	38,30,601
Butter (including canned) (I. E)—	Cwts.	Cwts.	Cwts.	Cwts.	Cwts.					
United Kingdom (including Channel Islands) . . .	889	1,542	1,821	1,993	1,745	1,62,411	2,23,389	2,37,832	2,29,265	1,70,119
Ceylon (excluding Maldives)	129	144	48	39	142	22,675	23,380	6,514	5,182	13,030
Commonwealth of Australia	538	843	1,150	2,082	2,051	97,319	1,20,322	1,09,442	2,31,124	2,95,787
New Zealand . . .	726	587	484	483	876	1,25,250	92,315	70,055	55,270	89,148
Other British Possessions . . .	41	50	53	71	53	6,030	7,559	5,907	6,444	5,699
TOTAL BRITISH EMPIRE	2,273	3,100	3,556	4,618	5,707	4,08,086	4,72,066	4,90,860	5,20,205	5,82,774
Denmark	360	200	154	327	105	56,320	45,706	26,709	31,098	23,332
Germany	16	247	240	2,528	19,319	12,508
United States of America—										
Via Atlantic Coast . . .	13	107	6	2	..	2,206	18,064	578	805	72
" Pacific " . . .	1	9	3	87	1,487	..	20	207
Other Foreign Countries . . .	33	28	40	12	54	5,007	4,226	3,335	1,330	4,761
TOTAL FOREIGN COUNTRIES	352	404	210	468	498	66,708	60,432	33,150	52,081	40,880
Share of Bengal . . .	1,052	1,799	1,789	2,076	2,462	1,91,171	2,46,757	2,47,185	2,52,747	2,43,732
" Bombay . . .	181	306	401	1,008	1,470	23,268	35,096	37,758	30,619	1,07,471
" Sind . . .	5	11	56	153	29	1,015	1,464	5,965	12,610	2,599
" Madras . . .	414	541	592	777	986	70,671	86,891	86,680	86,569	91,134
" Burma . . .	573	911	934	1,092	1,362	1,83,676	1,51,186	1,45,907	1,45,401	1,75,718
TOTAL	2,025	3,570	3,772	5,106	6,205	4,70,301	5,42,897	5,23,500	5,78,816	6,23,654
Canned and bottled provisions (not specified elsewhere)—	Cwts.	Cwts.	Cwts.	Cwts.	Cwts.					
Canned or bottled fruits (I. E)—										
United Kingdom (including Channel Islands) . . .	1,928	2,430	1,868	3,338	3,140	1,23,166	95,631	1,00,210	1,34,045	1,75,130
Straits Settlements . . .	9,142	8,739	11,976	16,310	23,276	1,55,087	1,24,774	1,32,389	1,67,822	2,38,253
Hongkong	3,624	2,607	1,865	1,448	2,217	1,06,149	56,180	34,853	29,320	42,077
Union of South Africa . . .	141	44	55	21	..	7,131	1,430	2,658	712	63
Commonwealth of Australia	2,226	1,318	3,579	4,249	3,292	88,955	42,851	1,24,374	1,38,361	93,402
Other British Possessions . . .	169	93	205	248	203	4,011	2,294	6,980	5,667	4,653
TOTAL BRITISH EMPIRE	17,229	14,337	18,708	25,614	32,137	4,94,519	3,23,194	4,10,944	5,36,037	5,53,578

GENERAL IMPORTS

(338)

No. 10—continued

ARTICLES, AND COUNTRIES OF CONSIGNMENT; ALSO SHARE OF EACH PROVINCE	QUANTITY					VALUE				
	1930-31	1931-32	1932-33	1933-34	1934-35	1930-31	1931-32	1932-33	1933-34	1934-35
						R	R	R	R	R
Provisions and Oilman's stores— continued										
<i>Canned and bottled provisions (not specified elsewhere)— continued</i>										
<i>Canned or bottled fruits (I. E)—continued</i>	Cwts.	Cwts.	Cwts.	Cwts.	Cwts.					
France	203	223	144	180	190	23,241	19,202	16,411	21,136	18,778
Italy (including Fiume)	466	308	346	476	544	19,561	13,487	12,057	17,423	22,121
China (exclusive of Hongkong and Macao)	1,194	919	632	538	169	88,157	19,274	10,592	12,103	3,671
United States of America—										
<i>Via Atlantic Coast</i>	1,488	704	408	584	658	81,050	87,022	19,570	28,508	28,464
" Pacific "	11,910	6,102	6,199	10,137	12,420	5,48,849	2,74,676	3,00,111	3,74,053	4,51,804
Other Foreign Countries	177	65	98	208	423	9,282	3,380	6,870	7,169	12,278
TOTAL FOREIGN COUNTRIES	15,433	8,411	7,824	12,128	14,409	7,20,149	3,67,041	3,71,620	4,60,467	5,37,226
<i>Share of Bengal</i>	5,669	3,758	4,655	7,695	8,945	2,61,006	1,66,193	2,12,417	2,06,316	2,52,483
" Bombay	5,171	1,777	3,211	3,452	2,482	2,13,398	43,796	63,450	1,95,332	1,69,370
" Sind	7,726	6,378	6,918	8,301	10,760	2,23,667	1,66,934	1,74,522	1,87,598	2,26,350
" Madras	3,077	2,982	6,917	7,531	8,842	1,32,564	93,281	1,62,828	1,85,038	2,02,717
" Burma	11,019	7,323	5,831	6,563	8,517	3,73,733	2,15,001	1,69,347	1,63,411	2,04,552
TOTAL	32,662	22,648	26,532	37,742	46,540	12,04,668	6,90,205	7,82,564	9,06,404	10,90,804
Tinned or canned fish (I. E)—										
<i>United Kingdom (including Channel Islands)</i>	Cwts.	Cwts.	Cwts.	Cwts.	Cwts.					
United Kingdom (including Channel Islands)	4,667	3,249	4,037	4,996	8,827	3,38,384	2,43,533	2,47,164	2,90,050	2,54,026
Straits Settlements	1,936	1,242	330	423	76	48,712	33,587	11,350	12,356	3,137
Federated Malay States	370	9,020
Hongkong	344	291	471	359	330	15,927	9,896	17,167	14,291	10,744
Canada—										
<i>Via Atlantic Coast</i>	20	870	75	540	759	529	10,034	2,874	15,301	28,902
" Pacific "	2,267	1,042	1,329	1,443	2,402	89,248	31,376	47,695	41,097	74,203
Other British Possessions	20	8	32	10	22	1,082	441	1,284	1,828	1,101
TOTAL BRITISH EMPIRE	9,624	6,197	6,274	7,771	7,476	5,02,882	3,29,467	3,27,524	3,76,432	3,68,075
U. S. S. E.—										
Northern	1	..	105	95	95	1,113	..	6,080	2,325	4,450
Southern	116	13	3,143	700
Pacific Ports (In Ash)	13	499	..
Norway	835	421	1,044	1,288	1,067	68,565	25,077	52,115	67,011	54,473
Germany	14	6	88	63	37	6,931	535	6,158	6,188	5,797
France	163	242	220	99	95	20,000	16,036	13,152	14,717	13,439
Portugal (including Azores and Madeira)	754	77	1,237	364	936	29,784	3,955	43,210	16,711	34,342
Italy (including Fiume)	78	64	40	89	74	5,927	4,227	3,223	7,169	7,221
China (exclusive of Hongkong and Macao)	235	137	174	492	984	22,028	9,606	11,200	20,060	14,474
Japan	101	80	1,150	12,151	32,918	9,532	4,835	10,662	2,12,325	4,70,312
United States of America—										
<i>Via Atlantic Coast</i>	671	75	85	268	190	39,347	2,580	4,793	9,778	7,444
" Pacific "	47,538	12,470	13,260	3,565	2,974	11,41,231	3,23,726	3,84,008	1,00,580	91,759
Other Foreign Countries	64	38	97	221	219	4,627	2,948	3,831	8,183	8,141
TOTAL FOREIGN COUNTRIES	50,439	13,610	17,599	18,822	39,304	13,46,785	2,23,716	5,47,439	4,74,684	7,12,548

No. 10—continued

ARTICLES, AND COUNTRIES OF CONSIGNMENT; ALSO SHARE OF EACH PROVINCE	QUANTITY					VALUE				
	1930-31	1931-32	1932-33	1933-34	1934-35	1930-31	1931-32	1932-33	1933-34	1934-35
						R	R	R	R	R
Provisions and Oilman's stores— continued										
Canned and bottled provisions (not specified elsewhere)— continued										
Tinned or canned fish (I. E)— continued	<i>Cwts.</i>	<i>Cwts.</i>	<i>Cwts.</i>	<i>Cwts.</i>	<i>Cwts.</i>					
<i>Share of Bengal</i>	3,524	2,152	3,133	3,847	3,589	2,27,133	1,29,004	1,65,041	1,73,959	1,76,446
" <i>Bombay</i>	1,770	304	655	2,105	2,015	93,456	11,540	24,778	96,032	37,034
" <i>Sind</i>	3,903	2,799	2,780	2,767	3,052	2,24,170	1,41,933	1,38,255	1,34,070	1,47,563
" <i>Madras</i>	1,780	1,223	1,183	1,704	2,040	90,721	67,153	61,997	78,900	86,312
" <i>Burma</i>	49,087	13,339	16,222	16,180	36,084	12,14,187	3,70,552	4,84,892	3,63,166	6,83,368
TOTAL	60,068	19,807	23,873	26,593	40,780	18,49,667	7,23,182	8,74,063	8,51,116	10,80,628
Vegetable products (vegetable oil, vegetable fat, etc.) (I. E)—	<i>Cwts.</i>	<i>Cwts.</i>	<i>Cwts.</i>	<i>Cwts.</i>	<i>Cwts.</i>					
United Kingdom (including Channel Islands)	778	641	450	211	181	20,043	28,004	18,612	8,207	6,032
Other British Possessions	14	..	34	..	2	587	81	1,165	..	99
TOTAL BRITISH EMPIRE	787	641	484	211	183	20,630	28,745	19,777	8,207	7,031
Denmark	7,170	11,778	5,662	36	746	2,67,276	4,17,965	1,79,203	800	15,896
Germany	22,052	12,552	3,430	444	235	8,33,898	4,80,755	1,24,335	19,754	9,079
Netherlands	232,346	79,251	25,515	1,749	2,204	85,37,006	25,68,701	9,77,250	66,603	81,950
Belgium	28,520	6,718	1,214	..	11	10,83,812	2,28,212	35,502	..	501
France	4,664	5,561	10	..	9	1,38,259	2,07,868	423	..	497
Italy (including Fiume)	179	6,000
Japan	833	122	1,318	8,498	2,810	19,216
Philippines	266	174	..	57	59	8,204	5,557	..	3,211	786
Other Foreign Countries	42	179	11	30	7	2,254	6,344	728	1,693	888
TOTAL FOREIGN COUNTRIES	295,239	116,208	36,175	2,438	4,589	1,08,73,769	42,14,892	13,25,948	94,871	1,28,898
<i>Share of Bengal</i>	54,197	19,382	2,676	847	975	20,71,766	6,76,129	98,858	37,266	37,923
" <i>Bombay</i>	104,213	40,162	18,703	1,310	2,063	38,90,801	14,97,225	7,32,685	48,337	47,507
" <i>Sind</i>	76,056	17,845	3,852	77	306	25,51,515	5,55,254	1,12,773	3,231	10,934
" <i>Madras</i>	49,332	29,379	6,399	99	539	19,14,924	11,42,187	2,13,163	3,494	14,331
" <i>Burma</i>	12,228	10,101	5,029	316	339	4,74,093	3,70,342	1,90,246	10,340	25,229
TOTAL	296,026	116,849	36,059	2,649	4,772	1,09,03,399	42,41,087	13,45,725	1,03,108	1,35,924
Others (I. E)—	<i>Cwts.</i>	<i>Cwts.</i>	<i>Cwts.</i>	<i>Cwts.</i>	<i>Cwts.</i>					
United Kingdom (including Channel Islands)	61,889	59,159	65,597	41,405	42,951	39,86,722	36,32,718	33,25,094	22,14,687	22,39,393
Palestine	206	403	1,068	1,113	1,414	13,967	30,159	47,123	41,745	58,535
Ceylon (excluding Maldives)	49	68	86	87	80	3,854	6,214	6,225	1,732	4,038
Straits Settlements	1,260	2,148	1,365	494	442	30,336	35,876	22,803	11,051	11,645
Hongkong	2,788	2,875	2,283	2,002	2,082	76,558	60,068	39,515	46,063	48,761
Union of South Africa	297	421	290	357	403	16,354	24,533	16,815	18,574	25,211
Kenya Colony	101	125	123	119	32	9,490	6,201	7,423	8,761	2,169
Canada— Via Atlantic Coast	62	49	402	330	280	4,578	3,201	14,875	11,644	10,017
" <i>Pacific</i> "	96	554	702	198	216	4,454	17,825	23,035	6,017	6,734
Commonwealth of Australia	3,598	5,837	7,311	4,683	4,790	1,80,514	1,98,246	2,35,691	1,40,436	1,40,574
New Zealand	100	59	36	181	75	6,006	2,478	1,301	8,496	4,350
Other British Possessions	234	116	100	50	39	8,149	7,329	4,455	2,314	2,648
TOTAL BRITISH EMPIRE	70,235	71,904	79,413	50,969	52,894	48,40,527	40,15,678	37,44,160	15,12,610	25,49,615

GENERAL IMPORTS

No. 10—continued

ARTICLES, AND COUNTRIES OF CONSIGNMENT; ALSO SHARE OF EACH PROVINCE	QUANTITY					VALUE				
	1930-31	1931-32	1932-33	1933-34	1934-35	1930-31	1931-32	1932-33	1933-34	1934-35
						₹	₹	₹	₹	₹
Provisions and Oilman's stores— continued										
Canned and bottled provisions (not specified elsewhere)— continued	Cwts.	Cwts.	Cwts.	Cwts.	Cwts.					
Others (I. E.)—continued										
Norway	228	116	188	120	49	17,726	0,082	11,777	0,067	2,724
Denmark	111	215	395	335	347	11,209	19,070	32,611	18,919	20,946
Germany	353	593	1,062	276	294	33,592	26,550	42,540	31,539	84,801
Netherlands	4,892	4,678	4,778	2,445	4,419	1,75,105	1,85,451	1,01,735	71,701	94,231
Belgium	7,268	6,380	9,484	9,047	5,793	1,34,459	1,07,375	1,70,173	1,50,062	88,678
France	6,320	4,208	6,536	5,111	7,830	2,33,408	1,53,125	1,99,734	1,90,918	1,77,919
Portugal (including Azores and Madeira)	69	24	16	45	57	5,205	1,898	1,426	3,704	3,315
Switzerland	897	306	223	198	241	29,418	31,378	23,042	11,403	11,979
Italy (including Fiume)	2,583	3,618	2,714	2,098	2,419	1,18,766	1,10,560	1,29,708	1,09,518	1,25,139
Austria	69	39	240	144	126	2,670	2,110	12,665	6,842	3,521
Czechoslovakia	1,100	52	11	3	..	14,361	4,989	1,420	874
Iraq	70	90	81	77	192	1,972	2,651	1,823	1,446	7,172
China(exclusive of Hongkong and Macao)	1,379	1,362	1,199	998	1,213	45,989	36,350	30,007	24,091	31,253
Japan	336	236	713	458	692	26,579	19,722	22,831	19,500	27,410
Egypt	90	62	66	13	69	3,064	3,996	3,693	634	2,856
Portuguese East Africa	151	5	5	2	1	6,345	305	301	146	69
United States of America—										
Via Atlantic Coast	10,259	10,919	4,938	3,028	3,725	5,57,841	5,21,254	2,78,285	1,47,603	1,05,169
" Pacific "	7,395	5,338	6,171	4,004	5,579	3,00,865	2,75,379	3,05,357	2,08,805	2,29,408
Uruguay	305	26	3	15,435	805	139
Argentine Republic (including the Atlantic Coast of Patagonia)	366	190	118	436	427	17,931	9,554	6,099	17,042	9,798
Other Foreign Countries	815	201	206	341	538	16,280	12,535	10,161	13,512	20,151
TOTAL FOREIGN COUNTRIES	42,945	39,812	39,286	31,008	34,017	18,13,938	15,39,796	14,38,847	10,47,817	10,56,633
Share of Bengal	33,376	27,139	37,113	23,305	28,044	17,75,117	13,33,327	12,91,935	19,38,330	11,15,497
" Bombay	42,461	49,116	45,128	23,923	23,990	25,06,478	26,90,535	23,14,091	19,75,333	19,97,368
" Sind	13,768	19,829	12,627	13,259	13,437	7,72,746	5,98,324	6,11,819	6,17,903	6,37,394
" Madras	13,492	16,237	16,334	15,029	15,453	5,57,578	5,46,634	5,34,205	4,63,814	4,76,953
" Burma	10,174	3,396	3,997	6,365	6,077	5,42,548	3,85,713	4,39,957	3,44,492	2,78,526
TOTAL	113,180	111,716	118,699	81,977	89,911	61,54,465	55,65,584	51,53,007	35,60,427	36,06,248
Cheese (including canned) (I. E.)—										
United Kingdom (including Channel Islands)	1,838	1,869	1,960	2,397	2,429	2,08,231	1,63,639	1,93,659	2,13,046	2,07,320
Union of South Africa	16	38	21	69	38	1,833	3,729	2,433	5,658	3,121
Kenya Colony	5	8	90	82	92	534	789	6,499	4,925	5,543
Commonwealth of Australia	159	118	311	583	673	22,625	12,182	25,549	51,100	52,842
Other British Possessions	32	4	9	21	51	2,599	498	526	1,739	3,384
TOTAL BRITISH EMPIRE	2,060	2,037	2,391	3,152	3,283	2,36,822	1,80,832	2,27,666	2,76,908	2,72,710
Norway	83	5	59	120	56	4,646	599	6,277	13,062	6,501
Denmark	30	92	105	2,078	3,340	6,270
Germany	25	23	127	95	56	1,742	2,335	9,270	5,585	4,816
Netherlands	6,889	4,262	5,170	5,291	6,034	6,15,389	3,40,696	4,06,938	3,87,797	4,17,272
Belgium	77	44	19	21	22	9,124	3,048	1,470	1,465	1,469
France	55	20	11	94	52	5,342	2,459	1,619	5,652	6,990
Switzerland	1,105	813	796	799	963	1,16,798	89,065	79,067	83,364	96,724
Italy (including Fiume)	94	112	237	280	320	10,874	11,936	24,491	29,018	28,832
Other Foreign Countries	65	23	31	17	33	5,306	1,887	1,465	877	1,890
TOTAL FOREIGN COUNTRIES	8,393	5,312	6,467	6,719	7,641	7,69,822	4,52,825	5,33,435	5,39,659	5,79,682

No. 10—continued

ARTICLES, AND COUNTRIES OF CONSIGNMENT; ALSO SHARE OF EACH PROVINCE	QUANTITY					VALUE				
	1930-31	1931-32	1932-33	1933-34	1934-35	1930-31	1931-32	1932-33	1933-34	1934-35
Provisions and Oilman's stores— continued						R	R	R	R	R
<i>Cheese (including ganned) (I. E.)—continued</i>	Cwts.	Cwts.	Cwts.	Cwts.	Cwts.					
Share of Bengal	3,047	2,801	3,113	2,900	3,219	2,77,364	2,19,979	2,61,975	2,35,481	2,40,589
" Bombay	2,593	1,250	1,676	2,998	3,300	2,61,782	1,07,668	1,37,688	2,39,176	2,50,844
" Sind	2,775	1,495	2,333	2,038	2,222	2,69,486	1,33,264	1,91,989	1,66,387	1,79,993
" Madras	1,152	1,124	1,153	1,191	1,326	1,14,469	1,03,664	1,07,126	98,794	1,06,014
" Burma	876	679	682	746	864	82,343	63,989	69,375	64,451	65,962
TOTAL	10,448	7,349	8,858	9,871	10,924	10,05,444	6,39,467	7,61,151	8,07,268	8,43,302
Cocoa and Chocolate (I. E.)—										
United Kingdom (including Channel Islands) . . .	Cwts. 2,127	Cwts. 2,206	Cwts. 2,662	Cwts. 2,993	Cwts. 3,590	1,90,178	1,95,177	2,08,539	2,10,235	2,00,308
Other British Possessions	10	27	3	8	133	411	1,026	220	412
TOTAL BRITISH EMPIRE	2,127	2,216	2,689	2,996	3,598	1,99,306	1,95,588	2,04,565	2,16,454	2,69,720
Netherlands	383	417	332	338	528	58,763	56,491	47,919	47,400	59,218
Belgium	53	268	82	78	149	4,208	14,910	3,874	5,901	7,600
France	364	207	98	120	62	26,275	13,988	5,002	8,658	4,116
Switzerland	971	817	95	186	185	83,502	63,271	3,587	5,148	8,750
United States of America— Via Atlantic Coast	20	10	11	20	52	901	907	1,208	1,435	5,118
Other Foreign Countries	21	30	1	24	30	2,456	4,180	73	990	1,826
TOTAL FOREIGN COUNTRIES	1,812	1,747	619	761	996	1,70,190	1,53,748	61,661	69,492	86,698
Share of Bengal	1,066	1,378	1,133	1,331	1,303	77,249	1,01,943	75,461	77,916	68,011
" Bombay	194	299	545	822	999	17,966	21,633	39,278	63,169	74,966
" Sind	524	490	405	432	523	44,259	32,706	34,153	31,686	37,996
" Madras	1,223	1,043	701	776	1,206	1,29,917	1,03,677	73,076	74,672	1,12,620
" Burma	932	760	524	496	563	1,06,085	83,372	44,253	38,514	42,825
TOTAL	3,989	3,968	3,308	3,757	4,594	3,75,496	3,49,336	2,66,226	2,85,056	3,56,416
Confectionery (I. E.)—										
United Kingdom (including Channel Islands) . . .	Cwts. 15,505	Cwts. 13,181	Cwts. 15,468	Cwts. 17,587	Cwts. 18,934	15,38,626	12,81,897	12,70,693	14,70,774	15,03,794
Ceylon (excluding Maldives) . . .	86	77	26	14	6	7,242	5,403	1,518	1,007	620
Straits Settlements	170	43	54	236	1,369	6,687	2,414	2,046	7,670	30,365
Hongkong	110	15	5	160	1,565	2,628	405	221	3,867	32,014
Other British Possessions	18	23	27	9	5	1,914	2,389	1,636	1,052	837
TOTAL BRITISH EMPIRE	15,889	13,289	15,580	18,015	21,877	15,57,097	12,42,568	12,85,109	14,84,379	15,67,470
Germany	216	178	106	27	123	18,667	17,144	8,770	2,724	10,170
Netherlands	1,401	1,437	919	380	178	89,314	82,169	55,563	25,263	13,702
Belgium	564	902	1,020	1,412	814	31,727	40,061	66,804	90,649	44,223
France	411	262	891	83	36	31,759	16,857	25,073	7,741	4,232
Portugal (including Azores and Madeira)	67	8,748
Switzerland	1,910	1,025	486	687	80	1,55,621	1,45,207	29,807	38,212	7,741
Italy (including Fiume)	189	178	110	165	113	22,158	19,682	14,027	10,494	11,041
Japan	887	681	1,034	2,009	3,821	48,548	39,131	42,245	64,693	1,24,814
Egypt	115	41	6,193	1,727	20	119	44
United States of America— Via Atlantic Coast	261	102	10	66	67	22,718	10,095	1,465	3,500	3,451
" Pacific	23	36	..	7	9	2,757	3,156	..	559	533
Other Foreign Countries	44	29	14	36	73	4,161	2,051	930	3,103	5,293
TOTAL FOREIGN COUNTRIES	6,088	5,471	4,018	4,772	5,323	4,42,271	3,83,370	2,43,370	2,65,057	2,25,854
Share of Bengal	6,409	5,770	5,340	6,373	6,994	5,13,347	4,40,636	3,97,703	4,64,625	4,41,348
" Bombay	6,330	6,232	8,952	7,659	8,458	6,16,834	5,36,723	4,52,933	5,31,197	5,66,332
" Sind	4,228	3,998	3,520	4,009	4,465	4,12,207	3,36,869	3,07,681	3,43,973	3,66,779
" Madras	2,188	1,747	2,147	2,153	2,107	2,27,056	1,36,145	1,36,115	1,79,947	1,60,833
" Burma	2,322	1,013	2,169	2,533	5,176	2,29,924	95,565	1,94,094	1,74,634	2,37,532
TOTAL	21,977	18,760	19,628	22,787	27,200	19,99,368	16,25,938	15,30,479	17,49,456	17,52,824

GENERAL IMPORTS

(342)

No. 10—continued

ARTICLES, AND COUNTRIES OF CONSIGNMENT; ALSO SHARE OF EACH PROVINCE	QUANTITY					VALUE				
	1930-31	1931-32	1932-33	1933-34	1934-35	1930-31	1931-32	1932-33	1933-34	1934-35
Provisions and Oilman's stores— continued										
Farinaceous and patent foods— Farinaceous foods in bulk (I. E.)	Cwts.	Cwts.	Cwts.	Cwts.	Cwts.	R	R	R	R	R
United Kingdom (including Channel Islands)	74	501	0,454	3,918	266	2,607	5,902	70,432	20,797	2,822
Ceylon (excluding Maldives)	1,088	1,501	446	..	9	10,392	11,707	2,531	2	60
Straits Settlements	230,006	205,414	197,723	217,013	254,572	23,92,526	19,13,024	15,30,612	16,21,078	18,81,646
Federated Malay States	85	..	6	62	610	674	..	58	475	5,395
Hongkong	28,982	30,181	24,502	22,405	30,872	3,58,351	5,26,724	4,89,349	5,50,922	6,37,218
Other British Possessions	172	25	..	50	..	1,447	223	..	1,704	13
TOTAL BRITISH EMPIRE	200,477	237,682	232,221	243,533	286,388	32,05,997	24,67,670	21,07,882	21,07,878	25,27,184
Germany	980	851	3,040	4,008	3,738	3,382	6,369	21,225	21,363	18,300
Netherlands	1,030	1,575	871	560	50	10,873	12,271	7,088	3,942	263
Java	27,251	54,710	65,923	34,438	42,939	2,53,766	4,75,081	4,10,758	2,28,921	2,81,943
China (exclusive of Hong- kong and Macao)	3,717	3,185	2,952	2,819	2,686	86,041	53,135	50,074	46,316	43,311
Other Foreign Countries	65	365	672	279	..	747	3,310	5,192	1,765	..
TOTAL FOREIGN COUNTRIES	33,048	60,722	73,458	42,189	40,408	3,59,259	5,55,160	5,03,932	3,02,307	3,43,617
Share of Bengal	137,560	145,844	149,812	140,839	146,940	13,37,308	12,90,816	10,46,543	9,10,316	9,43,665
" Bombay	59,631	66,549	71,097	59,252	32,813	6,25,403	6,56,282	6,00,662	4,57,927	6,93,542
" Sind	692	853	1,316	1,275	902	6,919	7,334	10,527	9,552	7,789
" Madras	31,694	32,764	34,372	33,591	39,378	3,34,351	3,03,287	2,54,856	2,42,716	3,10,586
" Burma	63,943	62,394	49,082	50,715	66,713	12,71,270	7,56,117	6,93,236	7,89,974	9,15,419
TOTAL	203,520	208,404	305,679	285,722	335,746	30,25,256	30,12,836	26,11,814	24,10,185	28,71,001
Milk foods for infants and invalids (wholly or mainly milk) (I. E.)	Cwts.	Cwts.	Cwts.	Cwts.	Cwts.					
United Kingdom (including Channel Islands)	11,686	10,041	8,447	8,927	7,178	23,18,335	19,79,016	16,02,106	14,32,621	11,62,116
Ceylon (excluding Maldives)	6	27	40	2	..	1,245	5,819	5,898	848	84
Straits Settlements	30	17	7,173	4,643
Commonwealth of Australia	996	1,187	1,232	1,154	1,454	2,07,308	2,37,152	2,06,902	1,09,266	1,68,023
New Zealand	16	1,457	367	1,022	58,489	15,284
Other British Possessions	1	3	19	58	..
TOTAL BRITISH EMPIRE	12,718	11,272	9,785	11,541	8,999	25,34,061	22,26,683	18,16,945	16,00,632	13,46,057
Switzerland	129	37	38	17	19	19,144	4,883	4,901	2,856	2,369
United States of America— Atl. Coast	473	473	473	284	123	63,843	66,382	63,277	29,595	17,712
" Pacific	3	6	..	13	3	496	887	..	1,570	384
Other Foreign Countries	50	50	71	172	27	2,650	5,433	4,075	3,344	1,189
TOTAL FOREIGN COUNTRIES	660	572	582	483	175	66,133	77,585	78,153	40,865	21,664
Share of Bengal	4,404	4,443	3,585	4,132	4,079	6,52,684	7,90,369	6,53,127	6,26,784	5,48,194
" Bombay	1,735	1,290	1,353	3,531	2,064	3,31,796	2,45,684	2,19,630	3,14,406	2,66,195
" Sind	630	672	703	437	339	1,41,690	1,26,348	1,36,542	1,03,165	90,895
" Madras	3,782	3,325	2,635	2,529	1,573	7,37,906	6,97,414	5,53,840	4,25,857	2,87,062
" Burma	2,327	2,114	2,041	1,293	1,069	6,56,113	4,43,905	4,28,959	2,66,291	1,75,365
TOTAL	18,378	11,844	10,317	12,027	9,174	26,20,194	23,04,218	18,89,008	16,41,497	13,07,711

GENERAL IMPORTS

(344)

No. 10—continued

ARTICLES, AND COUNTRIES OF CONSIGNMENT; ALSO SHARE OF EACH PROVINCE	QUANTITY					VALUE				
	1930-31	1931-32	1932-33	1933-34	1934-35	1930-31	1931-32	1932-33	1933-34	1934-35
Provisions and Oilman's stores— continued						R	R	R	R	R
Ghi (I. E)—	Cwts.	Cwts.	Cwts.	Cwts.	Cwts.					
Aden and Dependencies . . .	108	88	4	6,385	3,779	224
Straits Settlements . . .	184	19	2	8,474	1,580	227	11	..
Tanganyika Territory . . .	100	181	7,020	6,364	18
Other British Possessions . . .	50	68	62	43	75	3,498	5,252	5,851	2,730	3,660
TOTAL BRITISH EMPIRE . . .	392	301	98	43	75	25,357	16,925	6,320	2,750	3,660
Maskat Territory and Trucial Oman	72	620	243	100	4	5,294	30,862	11,298	5,164	1,355
Iraq	100	442	29	9	43	6,905	25,487	2,086	602	1,849
Iran	271	1,020	38	80	108	15,958	56,412	2,273	3,952	7,200
Other Foreign Countries . . .	29	32	48	35	40	1,498	1,871	3,132	2,153	247
TOTAL FOREIGN COUNTRIES . . .	472	2,114	358	233	264	29,055	1,14,032	18,789	11,871	11,251
Share of Bengal	30	3	24	4	9	2,651	283	1,594	496	428
.. Bombay	399	776	116	133	70	26,294	51,444	7,785	7,766	3,900
.. Sind	294	1,613	307	125	218	17,281	73,300	15,034	5,783	8,583
.. Madras	133	17	4	..	13	3,323	1,132	220	..	543
.. Burma	8	6	5	9	29	563	393	426	586	1,454
TOTAL	864	2,415	450	270	339	55,012	1,81,557	25,069	14,021	14,911
Isinglass (I. E)—	Cwts.	Cwts.	Cwts.	Cwts.	Cwts.					
United Kingdom (including Channel Islands)	28	10	17	34	28	5,817	3,776	6,120	6,335	7,188
Straits Settlements	60	62	78	66	102	15,082	11,815	11,802	8,056	12,491
Hongkong	35	26	..	12	2	8,288	6,504	..	1,439	277
Other British Possessions . . .	5	1,850	..	3
TOTAL BRITISH EMPIRE . . .	128	98	90	112	132	30,687	22,095	17,934	15,830	19,956
China (exclusive of Hong- kong and Macao)	34	99	6	3	2	9,022	21,297	1,131	376	345
Japan	401	244	902	284	740	92,242	59,046	1,34,630	32,274	80,900
Other Foreign Countries	4	4	3	423	3	57
TOTAL FOREIGN COUNTRIES . . .	435	343	912	287	742	1,02,168	80,346	1,36,184	32,653	81,308
Share of Bengal	30	..	43	30	36	6,490	..	6,743	2,068	5,285
.. Bombay	270	267	666	156	383	63,806	62,389	92,022	19,028	46,178
.. Sind	23	22	28	6	11	6,997	5,004	4,439	1,279	1,514
.. Madras	36	13	8	7	6	3,519	3,587	1,665	1,202	1,633
.. Burma	204	139	257	200	439	46,593	31,461	48,649	24,306	46,319
TOTAL	568	441	1,002	309	880	1,32,705	1,02,441	1,54,118	48,483	1,01,264
Jams and Jellies (I. E)—	Cwts.	Cwts.	Cwts.	Cwts.	Cwts.					
United Kingdom (including Channel Islands)	9,918	6,451	8,950	12,084	11,966	4,54,982	2,95,285	3,40,822	4,69,052	4,65,310
Commonwealth of Australia . . .	3,295	2,273	2,503	4,854	5,150	1,57,168	90,993	89,018	1,48,138	1,70,194
Other British Possessions . . .	22	9	72	48	180	1,854	1,019	2,788	2,636	3,402
TOTAL BRITISH EMPIRE . . .	13,235	8,733	11,525	17,086	17,296	6,14,004	3,87,297	4,33,628	6,10,826	6,38,906
Netherlands	172	233	64	8	13	5,521	6,885	1,869	156	420
Other Foreign Countries . . .	29	54	75	100	193	5,511	3,855	5,300	4,749	6,828
TOTAL FOREIGN COUNTRIES . . .	201	287	139	108	206	11,032	9,740	7,169	4,905	7,248

No. 10—continued

ARTICLES, AND COUNTRIES OF CONSIGNMENT; ALSO SHARE OF EACH PROVINCE	QUANTITY					VALUE				
	1930-31	1931-32	1932-33	1933-34	1934-35	1930-31	1931-32	1932-33	1933-34	1934-35
						R	R	R	R	R
Provisions and Oilman's stores— continued										
Jams and jellies (I. E.)—contd.	<i>Cwts.</i>	<i>Cwts.</i>	<i>Cwts.</i>	<i>Cwts.</i>	<i>Cwts.</i>					
Share of Bengal	3,181	2,284	3,757	4,777	5,282	1,50,203	1,05,418	1,24,648	1,37,602	1,98,348
„ Bombay	3,371	468	1,584	4,602	4,779	1,55,474	13,789	66,781	1,67,046	1,59,177
„ Sind	3,107	2,486	2,685	3,183	3,334	1,45,180	1,11,716	1,14,431	1,25,597	1,34,721
„ Madras	1,985	1,962	1,933	2,504	2,278	82,639	82,965	73,707	94,820	84,981
„ Burma	1,847	1,820	1,705	1,008	1,829	91,540	83,149	71,130	63,791	68,938
TOTAL	18,491	9,020	11,664	10,574	17,502	6,25,086	8,07,037	4,40,697	6,24,766	6,40,164
Lord (I. E.)—	<i>Cwts.</i>	<i>Cwts.</i>	<i>Cwts.</i>	<i>Cwts.</i>	<i>Cwts.</i>					
United Kingdom (including Channel Islands)	848	248	270	520	513	21,162	13,523	12,783	27,168	25,306
Hongkong	870	180	219	112	224	14,393	3,249	4,478	2,253	4,448
Other British Possessions	23	16	51	72	36	1,499	795	1,790	3,198	1,544
TOTAL BRITISH EMPIRE	746	394	540	704	773	37,054	17,567	19,001	32,619	31,297
TOTAL FOREIGN COUNTRIES	23	0	10	305	11	1,293	599	478	6,210	293
Share of Bengal	58	3	49	326	178	4,245	211	2,412	12,851	9,837
„ Bombay	21	16	42	122	66	1,262	866	2,163	5,178	3,037
„ Sind	38	17	18	49	62	2,867	1,936	1,253	3,348	3,388
„ Madras	1	14	29	23	25	75	406	793	1,501	1,608
„ Burma	651	354	412	489	453	29,898	14,657	12,358	15,963	13,720
TOTAL	799	408	550	1,009	784	38,347	13,076	19,479	38,829	31,590
Milk, condensed and preserved, including milk cream (I. E.)—	<i>Cwts.</i>	<i>Cwts.</i>	<i>Cwts.</i>	<i>Cwts.</i>	<i>Cwts.</i>					
United Kingdom (including Channel Islands)	53,691	19,737	20,820	30,154	65,622	25,71,322	9,46,348	6,17,321	14,45,563	22,44,706
Ceylon (excluding Maldives)	155	193	19	3	9	7,182	10,311	1,065	221	259
Straits Settlements	306	697	817	301	625	13,760	33,004	7,990	10,480	17,902
Hongkong	1	..	194	..	194	17	..	5,423	27	3,719
Zanzibar and Pemba	852	65	19	22,149	3,764	1,093
Canada— Vid Atlantic Coast	9	28	1	1,402	..	308	815	26	38,971	..
„ Pacific „	336	1,055	558	1,099	..	8,657	31,178	21,082	27,148
Commonwealth of Australia New Zealand	2	9,335	18,503	15,934	2,473	340	5,25,887	8,92,106	6,73,790	1,00,048
Other British Possessions	82	16	7	17	226	2,309	611	297	683	7,053
TOTAL BRITISH EMPIRE	54,012	30,410	41,024	57,733	62,244	26,18,312	16,29,228	15,67,028	21,01,987	24,80,383
Norway	14,972	5,404	19,636	444	155	8,53,197	2,98,540	7,45,381	15,984	5,315
Denmark	8,649	9,568	11,455	11,511	9,790	2,95,932	2,97,656	3,65,047	3,33,241	2,80,969
Germany	308	922	219	144	114	14,034	26,382	8,096	3,006	3,236
Netherlands	126,125	88,157	72,178	83,528	94,118	30,41,539	20,30,071	16,72,839	17,14,695	17,73,108
Belgium	87	108	136	1	..	3,080	3,067	6,051	110	37
France	4,298	2,171	234	8	1	2,17,496	92,974	10,913	330	119
Switzerland	9,635	31,179	9,764	179	22	4,90,058	10,12,332	2,30,333	6,623	1,172
Italy (including Trieste)	2,698	15,583	16,281	16,484	13,204	71,561	3,17,923	2,34,033	2,11,966	1,45,061
Japan	41	4	98	632	3,577	3,142	418	3,087	15,176	38,999
United States of America— Vid Atlantic Coast	2,517	1,942	1,007	1,066	930	1,29,454	1,08,693	63,937	53,652	81,543
„ Pacific „	2,820	407	273	49	845	1,01,593	12,258	11,220	1,084	26,599
Other Foreign Countries	91	59	47	91	12	5,475	3,160	1,530	2,172	373
TOTAL FOREIGN COUNTRIES	172,241	155,509	131,808	114,137	1,18,608	62,30,441	42,03,474	33,52,472	23,59,065	23,56,398

GENERAL IMPORTS

(346)

No. 10—continued

ARTICLES, AND COUNTRIES OF CONSIGNMENT; ALSO SHARE OF EACH PROVINCE	QUANTITY					VALUE				
	1930-31	1931-32	1932-33	1933-34	1934-35	1930-31	1931-32	1932-33	1933-34	1934-35
						₹	₹	₹	₹	₹
Provisions and Oilman's stores—continued										
<i>Milk, condensed and preserved including milk cream (I. E.)—continued</i>	Cwts.	Cwts.	Cwts.	Cwts.	Cwts.					
Share of Bengal	38,600	31,707	23,162	20,018	20,502	11,63,244	8,98,122	5,74,337	5,00,999	5,91,393
" Bombay	4,470	4,022	4,832	8,317	7,452	2,48,013	1,63,821	1,58,409	2,70,439	3,05,184
" Sind	6,822	4,086	2,962	4,610	2,934	2,62,266	1,36,874	95,407	1,22,097	89,734
" Madras	17,373	14,882	13,761	13,330	16,716	8,64,207	6,47,956	5,31,138	5,08,262	6,85,690
" Burma	159,738	131,228	127,615	125,595	133,288	53,17,054	38,86,329	35,50,809	31,48,065	31,63,975
TOTAL	226,853	185,925	172,332	171,870	180,942	78,54,783	57,32,702	40,10,100	45,51,052	48,36,975
Pickles, Chutnies, Sauces, and Condiments (I. E.)—	Cwts.	Cwts.	Cwts.	Cwts.	Cwts.					
United Kingdom (including Channel Islands)	3,045	3,026	3,816	5,732	5,304	3,23,747	3,27,987	3,68,559	5,10,606	4,93,171
Straits Settlements	501	454	560	551	708	17,454	14,175	11,480	10,587	16,012
Hongkong	418	370	590	996	1,326	21,241	14,889	21,706	38,743	40,349
Commonwealth of Australia	84	370	4,376	10,103
Canada—										
<i>Vid Atlantic Coast</i>	17	531	584	1,002	81,128	32,391
" Pacific "	6	1	461
Other British Possessions	288	194	183	617	24	2,787	2,008	1,738	3,828	281
TOTAL BRITISH EMPIRE	4,252	4,044	5,150	6,511	8,320	3,65,229	3,59,059	3,90,494	5,90,209	6,01,828
China (exclusive of Hongkong and Macao)	794	565	382	272	808	48,209	33,416	16,747	18,410	27,936
United States of America—										
<i>Vid Atlantic Coast</i>	240	130	15	263	601	22,805	11,050	3,631	22,826	45,763
" Pacific "	30	14	34	27	78	1,163	642	2,177	1,866	2,735
Other Foreign Countries	56	58	131	220	227	3,536	3,147	5,924	9,547	11,700
TOTAL FOREIGN COUNTRIES	1,120	707	582	782	1,294	75,718	48,255	27,469	52,458	88,194
Share of Bengal	929	780	1,279	2,432	2,881	77,926	31,371	1,12,098	1,38,793	2,21,333
" Bombay	254	347	756	1,489	1,093	41,220	45,760	74,464	1,32,616	1,00,364
" Sind	1,346	1,287	1,238	1,679	2,100	1,45,297	1,25,031	1,14,264	1,40,165	1,62,152
" Madras	590	469	624	1,251	633	28,341	28,835	36,860	59,946	56,232
" Burma	2,853	1,928	1,345	2,442	2,907	1,48,168	1,26,297	89,287	1,30,207	1,49,451
TOTAL	5,372	4,811	5,742	9,293	9,614	4,40,942	4,07,314	4,26,963	6,51,727	6,90,022
Vinegar (excluding bottled vinegar) (I. E.)—	Gals.	Gals.	Gals.	Gals.	Gals.					
United Kingdom (including Channel Islands)	18,110	17,627	16,528	16,777	12,863	16,266	20,778	18,248	18,576	16,898
Other British Possessions	765	737	563	685	1,201	1,027	992	704	800	1,519
TOTAL BRITISH EMPIRE	18,875	18,364	17,090	17,462	14,064	17,293	21,785	18,952	19,382	18,417
TOTAL FOREIGN COUNTRIES	2,816	1,952	2,468	2,961	2,368	4,927	2,707	3,437	3,229	2,528
Share of Bengal	3,374	5,207	4,622	4,308	2,765	6,373	7,116	5,821	4,796	3,945
" Bombay	5,155	5,991	4,780	5,396	4,671	6,012	6,880	5,694	6,526	6,092
" Sind	2,080	4,073	3,454	4,452	2,417	3,354	4,203	3,233	4,312	2,799
" Madras	3,977	3,407	4,328	4,101	3,997	4,332	3,995	4,622	4,297	4,766
" Burma	1,806	1,638	2,364	2,168	2,597	2,549	2,242	2,899	2,680	3,341
TOTAL	16,601	20,316	19,558	20,423	16,447	22,220	24,442	22,379	22,611	20,048
Other sorts of provisions (I. E.)—	Cwts.	Cwts.	Cwts.	Cwts.	Cwts.					
United Kingdom (including Channel Islands)	12,319	13,614	13,480	10,248	13,795	7,93,466	7,71,805	7,01,170	7,02,102	8,76,887
Ceylon (excluding Maldives)	1,181	1,058	2,491	2,726	2,358	64,890	59,048	35,326	22,732	19,497

No. 10—continued

ARTICLES, AND COUNTRIES OF CONSIGNMENT; ALSO SHARE OF EACH PROVINCE	QUANTITY					VALUE				
	1930-31	1931-32	1932-33	1933-34	1934-35	1930-31	1931-32	1932-33	1933-34	1934-35
	Cwts.	Cwts.	Cwts.	Cwts.	Cwts.	R	R	R	R	£
Provisions and Oilman's stores— continued										
Other sorts of provisions (I. B)—continued										
Straits Settlements	1,271	1,223	944	939	768	68,093	59,129	85,853	27,108	31,095
Hongkong	3,852	3,008	2,082	1,880	2,720	1,12,106	72,965	53,164	38,597	57,541
Canada—										
<i>Vid Atlantic Coast</i>	12	25	30	90	122	1,088	2,098	541	5,436	5,387
" Pacific "	7	10	20	394	407
Commonwealth of Australia	250	670	1,116	834	3,301	11,898	19,589	27,825	33,083	90,548
Other British Possessions	34	107	52	108	111	2,352	4,370	2,449	4,146	4,050
TOTAL BRITISH EMPIRE	18,878	19,711	20,195	16,841	23,245	10,53,668	9,88,949	8,54,348	8,34,197	10,86,312
Sweden	360	4	10	10	48	10,273	440	552	350	2,386
Norway	1,418	704	397	1	4	39,756	17,431	8,437	77	558
Denmark	2,018	18,740	33,098	4,519	1,065	54,872	4,03,301	6,68,070	78,518	15,810
Germany	269	427	1,787	4,890	1,236	14,898	32,921	47,213	79,758	35,239
Netherlands	1,819	2,763	3,207	866	1,201	50,933	33,340	47,921	15,647	22,330
Belgium	355	488	4,165	3,300	4,774	8,082	10,664	73,362	46,973	80,307
France	2,705	1,099	502	524	1,921	56,051	36,280	24,253	22,186	49,985
Switzerland	77	118	51	25	129	6,408	8,741	3,540	2,416	11,000
Italy (including Fiume)	639	878	1,460	1,131	1,015	24,012	43,312	35,142	32,686	28,562
Czechoslovakia	64	2,606	4	147	6	786	30,189	207	1,742	270
China (excluding of Hong- kong and Macao)	2,005	1,006	1,113	1,029	1,410	47,132	46,263	43,173	32,118	31,057
Philippines	18	396	945	738	7,245	19,357
Japan	612	798	8,213	15,553	642	25,305	26,603	1,25,453	2,03,613	14,294
United States of America—										
<i>Vid Atlantic Coast</i>	11,837	2,108	1,753	640	902	2,40,011	86,133	69,491	35,819	55,505
" Pacific "	240	327	624	14	42	12,071	10,559	16,810	902	2,422
Other Foreign Countries	481	306	394	57	90	11,280	10,487	6,877	2,580	2,546
TOTAL FOREIGN COUNTRIES	24,890	33,267	56,791	33,111	15,430	6,02,970	7,98,113	11,71,252	5,62,630	3,75,939
<i>Share of Bengal</i>	14,388	15,151	12,992	4,358	3,009	5,56,799	5,84,511	5,13,569	2,17,739	3,03,094
" <i>Bombay</i>	11,494	24,327	50,039	34,265	15,965	3,92,756	6,57,549	11,04,036	3,09,527	6,79,256
" <i>Sind</i>	1,315	1,789	1,175	1,657	1,901	77,767	88,155	54,033	1,04,348	1,10,470
" <i>Madras</i>	9,889	5,734	7,916	4,894	5,104	2,91,094	1,96,506	1,67,630	1,28,195	1,24,586
" <i>Burma</i>	6,691	6,577	4,864	4,278	7,696	3,03,307	2,60,241	1,86,328	1,36,518	2,44,845
TOTAL	48,777	52,978	76,986	49,952	38,675	16,56,638	17,85,062	20,25,000	13,96,827	14,62,251
Total value of Provisions and Oilman's stores—										
United Kingdom (including Channel Islands)	—	—	—	—	—	1,94,36,860	1,51,20,090	1,39,67,273	1,51,33,123	1,60,58,472
Irish Free State*	—	—	—	—	—	—	—	—	10,420	44,773
Palestine	—	—	—	—	—	14,540	32,356	56,362	42,838	54,707
Aden and Dependencies	—	—	—	—	—	8,009	7,290	2,768	946	2,040
Ceylon (excluding Maldives)	—	—	—	—	—	1,29,422	1,29,869	66,570	39,821	43,420
Straits Settlements	—	—	—	—	—	31,56,783	24,43,180	19,05,190	19,83,166	25,16,045
Federated Malay States	—	—	—	—	—	10,593	320	842	1,197	8,275
Hongkong	—	—	—	—	—	12,25,949	7,59,819	6,70,410	7,55,348	9,70,125
Union of South Africa	—	—	—	—	—	31,103	39,623	29,233	31,477	36,367
Zanzibar and Pemba	—	—	—	—	—	25,455	5,171	1,826	1,139	12
Kenya Colony	—	—	—	—	—	16,360	9,716	16,537	17,035	12,174
Tanganyika Territory	—	—	—	—	—	7,138	7,264	423	1,683	236
Canada—										
<i>Vid Atlantic Coast</i>	—	—	—	—	—	7,633	17,690	1,14,573	3,23,358	3,55,414
" Pacific "	—	—	—	—	—	98,984	58,230	1,04,016	69,667	1,11,219
Commonwealth of Australia	—	—	—	—	—	8,75,710	13,13,671	12,27,066	16,19,307	11,77,372
New Zealand	—	—	—	—	—	1,32,432	96,414	75,155	1,27,228	1,92,800
Other British Possessions	—	—	—	—	—	5,303	5,910	4,042	4,827	2,367
TOTAL BRITISH EMPIRE	—	—	—	—	—	2,51,76,894	2,00,56,754	1,89,33,045	2,01,42,034	2,15,85,320

* Separately shown from 1933-34.

GENERAL IMPORTS

(348)

No. 10—continued

ARTICLES, AND COUNTRIES OF CONSIGNMENT; ALSO SHARE OF EACH PROVINCE	QUANTITY					VALUE				
	1930-31	1931-32	1932-33	1933-34	1934-35	1930-31	1931-32	1932-33	1933-34	1934-35
Provisions and Oilman's stores— concluded						R	R	R	R	R
Total value of Provisions and Oilman's stores—continued										
U. S. S. R.—										
Northern	—	—	—	—	—	1,113	629	6,252	8,442	7,515
Southern	—	—	—	—	—	4,188	700
Pacific Ports (In Asia)	—	—	—	—	—	499	..
Sweden	—	—	—	—	—	18,041	4,757	2,019	6,837	9,495
Norway	—	—	—	—	—	9,83,412	3,48,966	8,26,100	1,05,824	60,013
Denmark	—	—	—	—	—	7,17,343	13,25,449	13,30,341	6,87,464	5,86,070
Germany	—	—	—	—	—	9,66,104	6,07,208	2,70,655	2,04,005	1,48,087
Netherlands	—	—	—	—	—	1,26,61,164	57,02,039	34,66,506	24,06,046	25,52,870
Belgium	—	—	—	—	—	12,55,992	4,35,827	3,71,608	3,22,110	2,37,130
France	—	—	—	—	—	8,07,436	5,62,877	3,04,121	2,80,591	2,79,234
Spain	—	—	—	—	—	8,369	3,105	3,633	3,708	3,122
Portugal (including Azores and Madeira)	—	—	—	—	—	43,027	5,853	46,200	20,957	37,784
Switzerland	—	—	—	—	—	6,18,676	13,59,728	3,78,517	1,63,653	1,45,931
Italy (including Fiume)	—	—	—	—	—	2,82,505	5,31,852	4,67,039	4,53,850	4,05,014
Austria	—	—	—	—	—	8,588	5,981	14,680	10,214	6,340
Czechoslovakia	—	—	—	—	—	883	45,377	5,933	4,010	2,005
Maskat Territory and Trucial Oman	—	—	—	—	—	6,885	32,020	12,039	7,028	2,645
Iraq	—	—	—	—	—	17,083	32,044	7,357	3,854	11,523
Iran	—	—	—	—	—	19,590	60,226	4,487	6,298	10,501
Java	—	—	—	—	—	2,60,711	4,79,468	4,22,336	2,30,598	2,82,848
Philippines	—	—	—	—	—	8,264	5,587	1,020	16,823	24,507
China (exclusive of Hong- kong and Macão)	—	—	—	—	—	2,98,424	2,25,584	1,70,361	1,54,346	1,55,057
Japan	—	—	—	—	—	2,08,578	1,52,275	3,60,632	5,69,561	7,00,820
Egypt	—	—	—	—	—	15,233	6,949	4,437	1,102	8,128
Portuguese East Africa	—	—	—	—	—	6,415	3,030	301	146	60
United States of America—										
Via Atlantic Coast	—	—	—	—	—	18,70,838	13,04,501	8,29,540	6,76,481	7,08,468
" Pacific "	—	—	—	—	—	21,71,161	9,05,899	10,20,957	6,98,254	8,08,508
Uruguay	—	—	—	—	—	15,435	505	130
Argentine Republic (includ- ing the Atlantic Coast of Patagonia)	—	—	—	—	—	17,931	11,951	6,000	17,042	10,051
Other Foreign Countries	—	—	—	..	—	11,448	10,330	11,151	13,152	9,988
TOTAL FOREIGN COUNTRIES	—	—	—	—	—	2,36,01,642	1,40,69,512	1,08,54,330	70,13,853	73,19,801
Share of Bengal	—	—	—	—	—	1,13,57,626	86,93,742	70,40,130	69,69,817	74,99,574
" Bombay	—	—	—	—	—	1,05,98,972	74,81,734	68,84,201	60,24,648	61,80,348
" Sind	—	—	—	—	—	64,17,384	35,95,628	30,08,434	30,94,122	32,51,263
" Madras	—	—	—	—	—	71,98,419	56,10,591	42,80,096	40,51,916	42,74,266
" Burma	—	—	—	—	—	1,32,06,136	87,44,571	80,74,464	70,15,486	77,00,170
TOTAL	—	—	—	—	—	4,87,78,536	3,41,20,236	2,92,87,375	2,71,56,567	2,89,05,621
Rubber—										
Raw (H. J)—	Lbs.	Lbs.	Lbs.	Lbs.	Lbs.					
United Kingdom (including Channel Islands)	8	4,537	142,419	0	1,314	33,282	..
Ceylon (excluding Maldives)	175,599	234,883	198,638	886,354	1,035,783	1,11,107	96,753	33,306	1,30,318	3,08,347
Straits Settlements	47,895	180,112	151,294	708,514	386,400	29,410	30,600	20,825	1,42,442	1,23,803
Federated Malay States	44,800	11,200	24,640	4,200	1,730	7,714
Other British Possessions	5,600	1,759
TOTAL BRITISH EMPIRE	223,494	445,003	399,299	1,748,487	1,452,423	1,40,528	1,27,371	59,735	3,07,781	4,41,623
Java	35,178	274,840	7,366	1,04,289
Japan	11,200	56,000	111	1,232	..	2,151	10,466	21	500
Other Foreign Countries	7,188	1,463	..
TOTAL FOREIGN COUNTRIES	..	11,200	56,000	42,457	276,072	..	2,151	10,466	8,850	1,04,789

No. 10—continued

ARTICLES, AND COUNTRIES OF CONSIGNMENT; ALSO SHARE OF EACH PROVINCE	QUANTITY					VALUE				
	1930-31	1931-32	1932-33	1933-34	1934-35	1930-31	1931-32	1932-33	1933-34	1934-35
Rubber—continued										
<i>Rau (H. J)—continued</i>	Lbs.	Lbs.	Lbs.	Lbs.	Lbs.	R	R	R	R	R
Share of Bengal	70,708	230,165	3,57,152	1,314,692	1,272,234	46,014	46,401	60,523	2,70,057	4,01,631
„ Bombay	138,533	203,408	80,955	435,995	444,891	80,967	74,815	16,917	97,094	1,40,118
„ Sind	2,302	11,086	6,707	40,267	11,370	2,954	3,981	896	9,450	4,663
„ Madras	350	4,030	89	599	1,485	11
„ Burma	2,601	2,508	10,366	1,008	840	2,854
TOTAL	223,404	450,203	465,260	1,790,944	1,728,495	1,40,526	1,20,522	70,201	3,76,681	5,46,412
Manufactures—										
Pneumatic motor covers (III. N)—	No.	No.	No.	No.	No.					
United Kingdom (including Channel Islands)	81,134	87,109	307,528	107,411	228,021	37,08,086	30,78,390	44,80,766	70,80,739	87,30,336
Ceylon (excluding Maldives)	424	1,298	432	1,046	464	17,171	46,806	15,882	32,493	12,758
Straits Settlements	3,513	957	1,139	810	100	95,582	81,287	87,706	10,909	7,004
Federated Malay States	410	6	22,597	207
Canada—										
Vid Atlantic Coast	54,776	23,924	11,546	21,022	12,272	20,27,998	7,55,106	4,88,245	6,52,399	4,12,208
„ Pacific „	95	20	861	607	..	2,806	810	87,301	23,724	..
Commonwealth of Australia	712	557	3	20,040	15,052	61
Other British Possessions	320	52	..	2	24	8,939	1,310	..	56	551
TOTAL BRITISH EMPIRE	140,074	114,327	121,512	220,398	241,544	53,76,617	39,52,858	50,10,107	78,00,320	91,72,675
Germany	31,193	17,723	16,141	9,501	14,815	17,12,462	7,89,133	8,08,007	3,96,322	6,72,300
Belgium	4,594	510	5,954	3,012	5,808	1,49,675	36,194	2,60,586	1,24,027	2,30,130
France	10,803	22,683	15,214	7,809	1,842	6,46,409	7,54,320	6,10,043	3,00,140	78,188
Italy (including Fiume)	28,004	30,416	32,445	10,521	3,648	15,42,500	12,46,039	13,84,638	3,75,391	1,26,022
Czechoslovakia	17	548	400	16,556
Turkey, European	440	18,004
Iraq	403	12,399
Iran	955	271	162	185	..	46,163	30,856	4,709	4,395	..
Java	1,447	382	171	..	50	39,814	12,783	4,472	..	1,084
Siam	629	26	..	26	..	12,818	1,039	..	421	..
Japan	802	1,007	13,180	22,313	21,447	41,178	43,501	4,39,981	6,93,530	6,87,163
United States of America—										
Vid Atlantic Coast	140,413	157,745	83,486	36,020	36,662	68,82,908	65,57,701	38,70,112	15,58,497	14,17,779
„ Pacific „	254	1,337	3,380	1,357	931	5,751	47,419	1,73,808	78,036	80,467
Other Foreign Countries	448	403	108	43	182	11,794	11,109	3,910	1,124	10,645
TOTAL FOREIGN COUNTRIES	220,476	233,790	170,248	90,904	85,933	1,09,21,060	95,30,214	75,63,315	35,32,301	32,72,188
Share of Bengal	63,519	61,473	50,639	51,107	63,308	26,33,187	20,73,589	30,04,466	13,10,673	21,35,561
„ Bombay	123,133	97,563	109,001	113,606	125,518	54,72,638	36,33,955	45,25,903	38,79,726	43,49,458
„ Sind	82,910	90,368	50,909	55,921	48,215	42,45,438	42,69,114	37,03,454	25,82,440	25,73,168
„ Madras	72,147	70,258	56,400	64,120	65,993	31,66,362	25,05,430	23,78,124	22,57,724	26,57,128
„ Burma	23,740	23,464	24,511	23,478	24,440	13,79,402	10,00,933	9,51,475	8,02,053	8,29,453
TOTAL	370,449	348,126	291,760	311,302	327,477	1,07,97,577	1,34,83,072	1,25,73,422	1,18,82,621	1,24,44,763
Pneumatic motor tubes (III. N)—	No.	No.	No.	No.	No.					
United Kingdom (including Channel Islands)	100,534	92,645	100,944	205,810	248,310	7,68,385	5,07,117	6,57,383	11,04,581	13,65,573
Ceylon (excluding Maldives)	708	936	1,310	411	310	8,591	5,070	8,451	2,095	1,715
Straits Settlements	787	431	609	284	192	6,498	2,151	3,311	1,302	485
Canada—										
Vid Atlantic Coast	53,123	20,900	10,624	13,878	3,304	4,14,075	3,05,871	67,274	78,400	17,205
„ Pacific „	110	..	744	425	..	504	..	4,989	2,738	..
Other British Possessions	831	139	..	2	155	4,739	959	..	8	1,113
TOTAL BRITISH EMPIRE	162,081	114,891	120,261	220,810	252,811	12,02,792	6,21,187	7,41,408	11,89,360	13,66,041

GENERAL IMPORTS

(350)

No. 10— continued

ARTICLES, AND COUNTRIES OF CONSIGNMENT; ALSO SHARE OF EACH PROVINCE	QUANTITY					VALUE				
	1930-31	1931-32	1932-33	1933-34	1934-35	1930-31	1931-32	1932-33	1933-34	1934-35
Rubber—continued										
Manufactures—continued										
Pneumatic motor tubes (III. N) —continued	No.	No.	No.	No.	No.					
Germany	25,213	17,491	13,637	7,805	11,341	2,46,171	1,17,534	97,884	47,681	76,009
Belgium	8,498	2,072	4,412	3,205	4,523	16,794	6,806	30,243	10,278	27,100
France	57,111	48,888	39,981	10,095	2,278	4,04,638	2,71,104	2,50,026	80,846	12,728
Italy (including Flume)	4,222	3,561	2,251	344	140	34,418	23,240	16,812	1,701	902
Iran	1,516	8	297	170	..	14,541	23	1,646	631	..
Japan	3,429	776	9,601	14,861	12,156	25,634	2,993	51,098	67,285	60,120
United States of America—										
Via Atlantic Coast	108,457	148,520	82,091	21,324	20,237	8,59,439	9,60,264	5,86,737	1,21,768	1,77,092
" Pacific "	5	2,374	2,286	82	1,226	29	13,075	16,124	584	6,335
Other Foreign Countries	640	270	447	43	582	4,523	1,425	2,272	107	2,524
TOTAL FOREIGN COUNTRIES	204,056	223,960	155,003	64,109	61,169	16,37,182	13,07,303	10,61,842	3,45,880	3,03,109
Share of Bengal	63,132	63,882	47,514	53,100	60,070	4,60,767	3,45,235	2,80,165	2,76,753	3,41,963
" Bombay	135,571	105,143	110,557	106,831	127,043	9,34,795	6,12,534	7,02,450	5,31,264	6,11,732
" Sind	90,707	81,268	50,672	53,934	52,146	7,81,275	5,45,906	3,83,201	2,48,847	3,64,339
" Madras	61,115	63,250	44,980	50,592	53,201	4,61,657	3,68,334	3,14,367	2,68,479	3,06,801
" Burma	25,662	25,324	31,541	27,602	31,840	2,01,490	1,45,831	1,32,007	1,10,397	1,24,315
TOTAL	366,177	338,851	275,264	284,919	314,300	28,39,974	20,18,400	17,93,250	15,35,740	17,40,150
Pneumatic motor cycle covers (III. N)—	No.	No.	No.	No.	No.					
United Kingdom (including Channel Islands)	8,188	4,615	3,202	3,750	3,827	47,248	61,408	51,402	63,083	44,623
Canada—										
Via Atlantic Coast	1,162	1,323	393	88	146	17,074	16,466	4,818	1,001	1,650
" Pacific "	5	74
Other British Possessions	150	179	51	20	6	2,312	2,322	738	188	43
TOTAL BRITISH EMPIRE	4,455	6,117	3,616	3,858	3,979	66,703	80,196	56,953	64,272	46,228
Germany	409	94	72	10	46	6,090	1,224	1,059	136	447
France	2,981	1,546	86	207	51	19,120	10,190	1,110	2,334	550
Italy (including Flume)	282	483	854	431	14	3,496	5,757	11,312	4,020	134
United States of America—										
Via Atlantic Coast	311	658	497	268	132	4,835	8,705	7,605	2,412	1,523
" Pacific "	10	1	18	158	8	271
Other Foreign Countries	624	3	223	404	175	1,768	41	2,784	4,014	1,671
TOTAL FOREIGN COUNTRIES	4,617	2,784	1,731	1,201	436	35,487	25,977	23,879	13,824	4,596
Share of Bengal	3,185	1,327	899	740	1,066	13,631	11,011	13,081	23,559	10,344
" Bombay	2,363	2,230	2,214	2,066	1,353	34,424	28,470	31,846	25,554	16,640
" Sind	1,936	2,278	879	1,213	945	29,023	29,759	12,904	14,812	12,476
" Madras	1,170	2,013	1,099	810	799	17,142	26,307	14,523	10,496	8,603
" Burma	428	553	646	290	252	7,950	7,623	8,470	3,765	2,756
TOTAL	9,072	8,901	5,847	5,119	4,415	1,02,190	1,06,173	80,823	78,096	50,818
Pneumatic motor cycle tubes (III. N)—	No.	No.	No.	No.	No.					
United Kingdom (including Channel Islands)	6,156	7,732	5,406	7,362	18,596	18,187	19,287	14,778	17,524	31,092
Canada—										
Via Atlantic Coast	2,420	2,788	1,269	78	80	8,146	6,143	3,205	168	66
Other British Possessions	167	136	28	10	6	547	420	61	17	24
TOTAL BRITISH EMPIRE	8,743	10,654	6,703	7,450	13,632	26,880	25,850	18,044	17,709	31,181

No. 10—continued

ARTICLES, AND COUNTRIES OF CONSIGNMENT; ALSO SHARE OF EACH PROVINCE	QUANTITY					VALUE				
	1930-31	1931-32	1932-33	1933-34	1934-35	1930-31	1931-32	1932-33	1933-34	1934-35
						R	R	R	R	R
<i>Rubber—continued</i>										
<i>Manufactures—continued</i>										
Pneumatic motor cycle tubes (III. N)—continued	No.	No.	No.	No.	No.					
France	4,463	1,182	1,589	419	30	6,382	2,894	4,181	800	71
Other Foreign Countries	3,023	2,365	2,134	820	89	6,424	6,846	5,374	1,066	174
TOTAL FOREIGN COUNTRIES	7,486	3,547	3,723	1,245	118	12,756	9,240	9,555	2,556	245
<i>Share of Bengal</i>	<i>5,179</i>	<i>1,459</i>	<i>954</i>	<i>1,235</i>	<i>3,421</i>	<i>5,756</i>	<i>4,183</i>	<i>2,677</i>	<i>3,187</i>	<i>19,449</i>
„ <i>Bombay</i>	<i>4,367</i>	<i>4,423</i>	<i>4,430</i>	<i>3,613</i>	<i>2,196</i>	<i>14,298</i>	<i>10,050</i>	<i>11,629</i>	<i>3,315</i>	<i>5,051</i>
„ <i>Sind</i>	<i>4,073</i>	<i>4,490</i>	<i>2,506</i>	<i>2,120</i>	<i>1,734</i>	<i>11,944</i>	<i>11,043</i>	<i>7,022</i>	<i>4,792</i>	<i>3,375</i>
„ <i>Madras</i>	<i>2,039</i>	<i>3,073</i>	<i>1,385</i>	<i>1,249</i>	<i>1,133</i>	<i>5,785</i>	<i>7,761</i>	<i>4,457</i>	<i>2,389</i>	<i>2,493</i>
„ <i>Burma</i>	<i>508</i>	<i>316</i>	<i>651</i>	<i>478</i>	<i>266</i>	<i>1,805</i>	<i>2,058</i>	<i>1,314</i>	<i>1,082</i>	<i>553</i>
TOTAL	16,220	14,201	10,426	8,695	13,750	39,580	35,000	27,699	20,265	31,420
Pneumatic cycle covers (III. N)—	No.	No.	No.	No.	No.					
United Kingdom (including Channel Islands)	629,504	956,274	773,918	1,117,219	1,325,440	10,40,248	14,56,697	11,78,966	14,80,193	17,06,883
Straits Settlements	34,330	21,137	439	32,416	19,592	372
Other British Possessions	224	113	985	290	239	1,904
TOTAL BRITISH EMPIRE	629,728	956,387	809,233	1,138,356	1,325,879	10,40,538	14,56,936	12,13,286	14,99,785	17,07,255
Germany	101,599	240,467	45,090	37,714	70,809	1,47,484	3,33,453	65,259	36,748	89,109
Netherlands	18,774	9,843	21,909	8,719	239	16,523	11,930	27,040	10,529	277
Belgium	3	1,661	32,810	25,192	..	4	1,230	36,213	26,779
France	182,656	172,347	86,134	96,076	8,770	3,46,254	2,86,161	1,41,477	1,23,737	11,093
Italy (including Flume)	132,065	234,083	37,048	21,970	400	2,15,863	3,57,755	53,985	27,140	570
Austria	15,000	500	600	28,207	691	660
Japan	14,914	20,417	366,789	436,076	153,170	21,801	22,693	3,77,401	4,03,217	1,36,065
Other Foreign Countries	2	185	81	99	62	3	3,538	546	728	298
TOTAL FOREIGN COUNTRIES	460,010	677,625	550,312	634,064	258,642	7,71,140	10,16,531	6,67,307	6,38,321	2,64,796
<i>Share of Bengal</i>	<i>314,276</i>	<i>399,135</i>	<i>423,509</i>	<i>592,674</i>	<i>554,069</i>	<i>5,31,365</i>	<i>5,95,615</i>	<i>5,46,642</i>	<i>7,05,246</i>	<i>6,03,665</i>
„ <i>Bombay</i>	<i>469,316</i>	<i>696,668</i>	<i>480,703</i>	<i>527,238</i>	<i>491,468</i>	<i>7,71,933</i>	<i>10,61,432</i>	<i>6,73,100</i>	<i>6,83,740</i>	<i>6,19,207</i>
„ <i>Sind</i>	<i>120,113</i>	<i>256,589</i>	<i>209,539</i>	<i>238,926</i>	<i>235,191</i>	<i>1,50,888</i>	<i>3,70,123</i>	<i>2,62,574</i>	<i>2,95,618</i>	<i>3,32,195</i>
„ <i>Madras</i>	<i>143,510</i>	<i>230,214</i>	<i>173,117</i>	<i>238,314</i>	<i>205,333</i>	<i>2,30,820</i>	<i>3,27,597</i>	<i>2,45,255</i>	<i>3,66,336</i>	<i>2,58,224</i>
„ <i>Burma</i>	<i>42,023</i>	<i>60,358</i>	<i>31,027</i>	<i>75,318</i>	<i>77,899</i>	<i>97,517</i>	<i>1,13,695</i>	<i>1,53,023</i>	<i>30,667</i>	<i>98,710</i>
TOTAL	1,089,738	1,634,012	1,368,545	1,772,420	1,684,621	18,11,673	24,73,167	18,80,593	21,38,108	19,72,001
Pneumatic cycle tubes (III. N)—	No.	No.	No.	No.	No.					
United Kingdom (including Channel Islands)	537,109	877,700	935,028	947,698	1,187,683	5,40,439	7,76,883	6,04,448	7,11,684	7,78,218
Straits Settlements	42,577	18,855	31,976	38,930	64,185	29,561	9,221	21,533	10,601	15,338
Other British Possessions	215	500	335	104	..
TOTAL BRITISH EMPIRE	579,686	896,555	767,219	987,148	1,251,868	5,64,020	7,86,104	6,26,316	7,22,389	7,93,556
Germany	321,396	214,516	29,978	55,334	120,090	2,75,483	1,52,551	21,000	34,344	65,640
Netherlands	81,024	43,148	23,923	1,235	1,384	43,695	23,204	11,385	554	620
Belgium	100	29,033	12,826	35	13,093	6,967
France	243,975	236,722	74,847	150,296	17,750	2,47,877	2,06,941	45,074	35,770	9,245
Italy (including Flume)	24,175	21,019	24,900	4,450	..	35,300	13,401	14,381	2,901	..
Austria	11,000	5,200
Japan	57,211	307,579	857,988	843,614	737,006	28,722	1,36,129	2,40,236	2,09,726	2,02,300
Other Foreign Countries	196	76	48	74	..	893	107	106	85
TOTAL FOREIGN COUNTRIES	727,751	534,179	1,011,812	1,084,010	898,530	6,91,077	5,38,819	3,83,818	3,47,810	2,84,823

GENERAL IMPORTS

(352)

No. 10—continued

ARTICLES, AND COUNTRIES OF CONSIGNMENT; ALSO SHARE OF EACH PROVINCE	QUANTITY					VALUE				
	1930-31	1931-32	1932-33	1933-34	1934-35	1930-31	1931-32	1932-33	1933-34	1934-35
Rubber—continued						R	R	R	R	R
Manufactures—continued										
Pneumatic cycle tubes (III. N)—continued	No.	No.	No.	No.	No.					
<i>Share of Bengal</i>	363,651	424,623	559,254	643,383	739,907	3,14,688	3,07,786	3,05,848	3,05,659	3,48,604
<i>" Bombay</i>	509,936	774,810	644,910	716,515	751,305	5,02,012	6,99,863	3,35,597	3,75,537	3,64,994
<i>" Sind</i>	235,657	263,198	323,646	368,587	328,120	1,96,930	2,02,884	1,62,420	1,85,630	1,76,076
<i>" Madras</i>	143,054	217,122	168,038	258,365	247,266	1,38,070	1,77,244	1,16,240	1,65,271	1,44,231
<i>" Burma</i>	80,229	50,681	83,177	84,308	83,500	43,419	36,096	40,023	37,602	44,609
TOTAL	1,307,487	1,780,734	1,779,031	2,071,158	2,160,908	11,05,007	13,23,873	9,00,134	10,60,600	10,78,414
Solid rubber tyres for motor vehicles (III. N)—	No.	No.	No.	No.	No.					
United Kingdom (including Channel Islands)	2,255	1,800	1,800	2,308	3,355	2,21,505	1,69,372	1,83,434	2,37,433	2,42,399
Ceylon (excluding Maldives)	44	81	22	38	22	3,152	8,077	2,348	3,533	1,600
Straits Settlements	41	44	8	16	6	2,532	6,317	1,659	1,580	914
Other British Possessions	14	9	5	..	25	1,623	786	350	..	1,580
TOTAL BRITISH EMPIRE	2,364	1,934	1,835	2,424	3,408	2,81,817	1,85,162	1,87,800	2,42,546	2,40,695
Germany	621	046	287	603	458	63,806	85,515	83,184	50,832	55,710
Italy (including Fiume)	25	20	208	2,137	1,021	18,052
Japan	334	18,713
United States of America—										
<i>Via Atlantic Coast</i>	1,569	838	678	243	367	1,64,699	98,273	84,585	35,773	42,044
<i>" Pacific "</i>	100	6,857
Other Foreign Countries	0	50	25	10	..	1,555	5,404	1,778	874	..
TOTAL FOREIGN COUNTRIES	2,124	1,554	1,090	756	1,367	2,32,337	1,00,873	1,26,404	83,479	1,34,510
<i>Share of Bengal</i>	1,053	1,154	825	408	1,729	1,22,459	1,15,851	97,178	37,269	73,382
<i>" Bombay</i>	1,244	1,341	1,250	1,693	1,852	1,59,671	1,74,177	1,52,239	2,06,966	1,92,703
<i>" Sind</i>	813	612	348	517	621	92,700	59,661	33,342	63,743	69,885
<i>" Madras</i>	889	176	224	128	234	61,786	14,106	13,765	12,177	25,681
<i>" Burma</i>	479	265	278	434	339	27,608	12,330	17,690	21,866	19,463
TOTAL	4,478	3,488	2,925	3,186	4,775	4,61,164	3,76,025	3,14,204	3,36,025	3,81,114
Other manufactures (except apparel and boots and shoes) (III. N)—										
United Kingdom (including Channel Islands)	—	—	—	—	—	10,17,037	8,05,524	8,45,291	9,27,410	10,02,470
Ceylon (excluding Maldives)	—	—	—	—	—	2,704	5,383	21,785	1,715	1,187
Straits Settlements	—	—	—	—	—	65,176	70,435	1,01,504	91,881	77,483
Canada—										
<i>Via Atlantic Coast</i>	—	—	—	—	—	20,578	15,436	13,352	12,107	24,398
<i>" Pacific "</i>	—	—	—	—	—	48	5	..
Other British Possessions	—	—	—	—	—	130	65	606	2,727	2,004
TOTAL BRITISH EMPIRE	—	—	—	—	—	11,12,275	8,05,842	9,82,640	10,85,905	11,07,487
Denmark	—	—	—	—	—	601	6,271	6	300	293
Germany	—	—	—	—	—	4,04,744	4,56,971	4,45,055	3,20,020	3,42,041
Belgium	—	—	—	—	—	18,223	5,027	8,074	3,867	1,326
France	—	—	—	—	—	21,779	10,726	18,809	8,007	2,421
Italy (including Fiume)	—	—	—	—	—	12,355	27,200	21,149	7,070	10,678
Austria	—	—	—	—	—	31,223	40,707	26,201	41,855	41,259
Hungary	—	—	—	—	—	300	11,105	10,691	27,418	34,640
Japan	—	—	—	—	—	1,01,894	98,242	1,90,285	4,62,705	8,01,562

No. 10—continued

ARTICLES, AND COUNTRIES OF CONSIGNMENT; ALSO SHARE OF EACH PROVINCE	QUANTITY					VALUE				
	1930-31	1931-32	1932-33	1933-34	1934-35	1930-31	1931-32	1932-33	1933-34	1934-35
Rubber—concluded						R	R	R	R	R
Manufactures—concluded										
Other manufactures (except apparel and boots and shoes) (III, N)—continued										
United States of America—										
<i>Via</i> Atlantic Coast	—	—	—	—	—	6,29,651	6,48,475	4,89,053	3,35,804	4,05,021
" Pacific "	—	—	—	—	—	4,644	648	518	772	2,399
Other Foreign Countries	—	—	—	—	—	5,337	4,077	8,700	7,255	4,005
TOTAL FOREIGN COUNTRIES.	—	—	—	—	—	13,30,811	13,10,819	12,22,620	12,12,138	17,06,835
<i>Share of Bengal</i>	—	—	—	—	—	8,84,060	7,99,311	7,37,066	7,89,912	7,47,368
" <i>Bombay</i>	—	—	—	—	—	7,63,030	7,75,607	7,59,411	8,17,464	12,51,007
" <i>Sind</i>	—	—	—	—	—	3,19,212	3,48,165	3,42,715	3,59,014	4,46,343
" <i>Madras</i>	—	—	—	—	—	1,82,947	1,34,557	1,55,708	1,52,479	1,90,217
" <i>Burma</i>	—	—	—	—	—	2,33,847	2,24,551	1,80,266	1,89,174	2,30,387
TOTAL	—	—	—	—	—	24,38,086	22,82,191	22,05,260	22,48,043	28,74,322
Total value of Rubber manu- factures—										
United Kingdom (including Channel Islands)	—	—	—	—	—	73,59,725	69,34,128	80,16,468	1,16,22,597	1,39,70,438
Ceylon (excluding Maldives)	—	—	—	—	—	33,009	68,051	51,076	40,605	17,402
Straits Settlements	—	—	—	—	—	1,93,761	1,23,781	1,98,444	1,35,991	1,02,223
Federated Malay States	—	—	—	—	—	..	22,507	207	895	1,301
Canada—										
<i>Via</i> Atlantic Coast	—	—	—	—	—	24,03,886	8,99,163	5,26,079	7,44,231	4,60,335
" Pacific "	—	—	—	—	—	3,384	810	42,612	26,467	721
Commonwealth of Australia	—	—	—	—	—	20,990	17,960	..	127	840
Other British Possessions	—	—	—	—	—	9,843	2,579	774	1,873	1,792
TOTAL BRITISH EMPIRE	—	—	—	—	—	1,01,20,587	80,73,575	88,36,560	1,25,72,780	1,45,50,857
Denmark	—	—	—	—	—	661	6,271	6	300	293
Germany	—	—	—	—	—	29,47,802	10,30,278	14,72,493	8,03,989	13,01,710
Netherlands	—	—	—	—	—	63,119	35,211	40,709	11,822	4,254
Belgium	—	—	—	—	—	1,87,874	49,057	3,10,922	1,95,304	2,02,716
France	—	—	—	—	—	16,92,404	15,51,036	10,60,980	6,11,012	1,14,001
Italy (including Fiume)	—	—	—	—	—	16,47,440	16,76,742	15,02,509	4,19,825	1,57,258
Austria	—	—	—	—	—	56,565	47,429	23,042	41,355	41,250
Hungary	—	—	—	—	—	300	11,105	10,031	27,418	34,040
Czechoslovakia	—	—	—	—	—	1,680	2,504	3,355	4,477	20,871
Turkey, European	—	—	—	—	—	18,604
Iraq	—	—	—	—	—	15,047	..	60	1	700
Iran	—	—	—	—	—	60,790	30,316	6,708	5,029	616
Java	—	—	—	—	—	40,485	15,069	6,311	661	1,934
Sumatra	—	—	—	—	—	12,889	1,065	9	463	4
China (exclusive of Hongkong and Macao)	—	—	—	—	—	6,493	7,109	165	518	919
Japan	—	—	—	—	—	2,10,224	3,03,631	13,03,423	18,30,110	10,06,210
United States of America—										
<i>Via</i> Atlantic Coast	—	—	—	—	—	85,74,093	52,76,570	50,41,963	20,55,253	21,05,047
" Pacific "	—	—	—	—	—	10,582	52,286	1,96,302	79,400	39,472
Other Foreign Countries	—	—	—	—	—	6,503	9,027	7,393	3,272	8,341
TOTAL FOREIGN COUNTRIES.	—	—	—	—	—	1,55,62,750	1,40,24,866	1,09,93,781	61,85,800	60,31,151
<i>Share of Bengal</i>	—	—	—	—	—	49,05,891	42,56,639	39,77,122	38,92,253	43,40,733
" <i>Bombay</i>	—	—	—	—	—	36,51,949	63,96,139	72,22,174	65,27,565	74,10,799
" <i>Sind</i>	—	—	—	—	—	65,57,520	58,36,560	38,92,692	38,49,901	39,77,854
" <i>Madras</i>	—	—	—	—	—	42,65,939	36,61,923	32,47,435	32,36,260	35,02,382
" <i>Burma</i>	—	—	—	—	—	19,42,938	15,43,117	14,95,368	12,52,611	13,50,246
TOTAL	—	—	—	—	—	2,50,93,337	2,20,93,381	1,98,35,291	1,87,58,545	2,06,82,008
Total value of Rubber Raw and Manufactures	—	—	—	—	—	2,58,23,863	2,22,27,903	1,99,05,492	1,91,35,226	2,11,28,420

GENERAL IMPORTS

(364)

No. 10—continued

ARTICLES, AND COUNTRIES OF CONSIGNMENT; ALSO SHARE OF EACH PROVINCE	QUANTITY					VALUE				
	1930-31	1931-32	1932-33	1933-34	1934-35	1930-31	1931-32	1932-33	1933-34	1934-35
	Tons	Tons	Tons	Tons	Tons	R	R	R	R	R
Salt (I. D)—										
United Kingdom (including Channel Islands)	41,597	25,553	24,062	527	527	8,80,174	5,00,410	4,51,043	75,370	77,500
Gibraltar	2,230	49,123
Aden and Dependencies	188,450	319,034	284,824	289,293	205,221	27,05,004	48,75,576	39,74,344	30,89,044	38,40,011
Straits Settlements	14	3	4	2	102	1,051	240	373	270	6,352
Other British Possessions	4	1	2	5	..	646	254	255	503	170
TOTAL BRITISH EMPIRE	232,307	339,191	309,552	289,827	205,850	37,32,088	54,42,495	44,20,615	37,05,103	39,30,099
Germany	97,014	26,609	57,390	50,330	60,175	20,24,898	4,81,707	9,70,167	8,43,345	0,74,722
Netherlands	842	17,094	170	289
Spain	66,916	3,781	27,828	2,289	..	10,45,005	67,389	4,00,462	31,778	..
Java	2,955	44,827	22	31	2	..
Egypt	134,531	15,305	39,876	10,552	13,120	21,93,051	2,28,090	5,70,803	1,45,457	1,77,075
Tripoli (Libya)	725	8,012	..
Portuguese East Africa	2,177	48,165
Italian East Africa (Somaliland and Britica)	154,139	67,190	103,443	12,007	3,300	22,17,508	9,78,302	14,18,587	1,82,440	1,22,123
French Somaliland	13,600	..	5,190	1,89,248	..	73,370
Other Foreign Countries	4	2	3	13	20	1,321	804	841	1,201	1,877
TOTAL FOREIGN COUNTRIES	471,336	111,693	234,572	82,870	81,720	77,64,106	17,56,374	34,09,304	12,13,300	12,76,080
Share of Bengal	614,635	401,683	462,202	333,325	319,346	93,18,118	62,00,403	64,16,797	42,71,193	41,00,236
„ <i>Bombay</i>	231	139	160	133	116	35,126	23,211	25,307	25,305	23,608
„ <i>Sind</i>	87	78	63	73	75	15,499	17,281	12,927	15,920	15,570
„ <i>Madras</i>	104	110	80	118	92	21,932	22,497	16,322	20,423	19,496
„ <i>Burma</i>	83,586	49,044	81,619	39,004	57,411	21,06,417	9,30,472	14,24,626	6,45,748	10,48,775
TOTAL	703,643	451,084	544,124	372,703	3,77,570	1,14,97,004	71,98,869	78,95,979	40,78,580	52,07,685
Seeds—										
Oilseeds—										
Essential (II. K)—										
Ceylon (excluding Maldives)	53	165	1	..	34	9,828	34,400	199	5	5,048
Other British Possessions	..	5	..	8	..	365	2,387	207	2,802	60
TOTAL BRITISH EMPIRE	53	170	1	8	34	10,193	36,787	406	2,807	5,717
U. S. S. R.—										
Northern	37	6	..	20,050	2,376	..
Germany	41	16	87	73	33	14,712	4,225	22,030	21,270	15,058
Netherlands	165	118	140	70	70	65,035	40,842	47,072	22,070	27,103
France	15	302	35	13	20	7,021	60,492	12,498	1,810	8,010
Spain	14	1	1	5,087	480	502
Iran	67	115	46	130	124	36,307	70,079	19,220	60,482	33,293
Japan	56	9	5,025	1,518	..
Other Foreign Countries	6	44	16	8	22	4,047	12,784	6,446	5,023	8,406
TOTAL FOREIGN COUNTRIES	331	593	394	300	285	1,40,272	1,95,022	1,18,587	1,10,135	98,131
Share of Bengal	1	..	471	34	70	401	..
„ <i>Bombay</i>	326	433	373	309	354	1,44,021	1,71,369	1,12,641	1,15,522	91,084
„ <i>Sind</i>	2	5	11	6	11	2,288	2,972	2,545	2,320	3,030
„ <i>Madras</i>	57	275	11	1	54	12,532	55,854	3,760	699	9,534
„ <i>Burma</i>	153	30	67
TOTAL	331	763	395	317	310	1,50,465	2,31,809	1,19,083	1,18,942	1,03,848

No. 10—continued

ARTICLES, AND COUNTRIES OF CONSIGNMENT; ALSO SHARE OF EACH PROVINCE	QUANTITY					VALUE				
	1930-31	1931-32	1932-33	1933-34	1934-35	1930-31	1931-32	1932-33	1933-34	1934-35
						₹	₹	₹	₹	₹
<i>Seeds—continued</i>										
<i>Oil seeds—continued</i>										
<i>Non-Essential—</i>										
Copra or coconut kernel (II. K)—	Tons	Tons	Tons	Tons	Tons					
Aden and Dependencies	88	761	6,188	12,380	1,29,007	9,30,857	..
Ceylon (excluding Maldives)	58	1,248	12,029	21,761	32,363	22,128	2,20,790	23,28,256	20,82,523	30,81,523
Maldives	10	60	49	77	11	2,320	10,780	10,927	7,393	1,025
Straits Settlements	5	3	971	1,302	335	1,21,800
Zanzibar and Pemba	57	..	7	184	..	8,104	..	1,109	22,000
Kenya Colony	16	8	5,000	600
Seychelles	429	751	2,740	1,104	289	1,89,630	2,17,631	6,67,026	2,04,472	43,165
Other British Possessions .	..	3	250	4
TOTAL BRITISH EMPIRE	407	2,222	16,196	29,140	33,738	1,64,078	4,74,062	30,57,180	41,26,249	41,69,607
TOTAL FOREIGN COUNTRIES	1	..	12	20	4	350	..	2,503	2,875	328
<i>Share of Bengal</i>	<i>43</i>	<i>14</i>	<i>20</i>	<i>29</i>	<i>12</i>	<i>19,475</i>	<i>3,773</i>	<i>5,211</i>	<i>7,357</i>	<i>2,752</i>
<i>Bombay</i>	<i>436</i>	<i>787</i>	<i>3,408</i>	<i>17,868</i>	<i>22,462</i>	<i>1,41,986</i>	<i>2,23,026</i>	<i>7,15,516</i>	<i>27,26,519</i>	<i>29,74,937</i>
<i>Sind</i>	<i>..</i>	<i>1,324</i>	<i>6,927</i>	<i>7,318</i>	<i>6,163</i>	<i>..</i>	<i>2,20,366</i>	<i>11,97,280</i>	<i>8,52,677</i>	<i>6,30,233</i>
<i>Madras</i>	<i>14</i>	<i>117</i>	<i>5,853</i>	<i>3,943</i>	<i>6,101</i>	<i>2,973</i>	<i>27,798</i>	<i>11,41,677</i>	<i>5,11,936</i>	<i>5,61,531</i>
<i>Burma</i>	<i>..</i>	<i>..</i>	<i>..</i>	<i>3</i>	<i>4</i>	<i>..</i>	<i>..</i>	<i>..</i>	<i>335</i>	<i>387</i>
TOTAL	408	2,222	16,208	29,160	32,742	1,64,424	4,74,063	30,59,683	41,29,124	41,69,935
<i>Groundnuts (II. K)—</i>										
Straits Settlements . . .	80	29	4	1	4	6,626	6,623	1,688	990	1,118
Other British Possessions .	..	1	1	341	222	15	3
TOTAL BRITISH EMPIRE	80	30	5	1	4	6,626	6,964	1,910	1,005	1,121
Java	36	6,788	..	7	..
Other Foreign Countries	5	24	15	31	..	643
TOTAL FOREIGN COUNTRIES	..	36	5	24	6,803	31	7	643
<i>Share of Bengal</i>	<i>..</i>	<i>..</i>	<i>..</i>	<i>..</i>	<i>..</i>	<i>..</i>	<i>..</i>	<i>30</i>	<i>..</i>	<i>..</i>
<i>Bombay</i>	<i>..</i>	<i>36</i>	<i>..</i>	<i>..</i>	<i>5</i>	<i>..</i>	<i>6,788</i>	<i>8</i>	<i>16</i>	<i>643</i>
<i>Burma</i>	<i>30</i>	<i>30</i>	<i>5</i>	<i>1</i>	<i>4</i>	<i>3,650</i>	<i>6,977</i>	<i>1,853</i>	<i>997</i>	<i>1,122</i>
TOTAL	80	66	5	1	9	6,650	13,765	1,891	1,012	1,764
<i>Linseed (II. K)—</i>										
TOTAL BRITISH EMPIRE	10	..	85
TOTAL FOREIGN COUNTRIES	21	43	23	..	7	2,261	3,555	1,771	..	563
<i>Share of Bombay</i>	<i>21</i>	<i>43</i>	<i>23</i>	<i>..</i>	<i>7</i>	<i>2,261</i>	<i>3,555</i>	<i>1,771</i>	<i>..</i>	<i>563</i>
<i>Sind</i>	<i>..</i>	<i>..</i>	<i>..</i>	<i>..</i>	<i>..</i>	<i>38</i>	<i>..</i>	<i>..</i>	<i>..</i>	<i>..</i>
<i>Burma</i>	<i>..</i>	<i>..</i>	<i>..</i>	<i>..</i>	<i>..</i>	<i>..</i>	<i>..</i>	<i>35</i>	<i>..</i>	<i>..</i>
TOTAL	21	43	23	..	7	2,271	3,555	1,806	..	563

GENERAL IMPORTS

(386)

No. 10—continued

ARTICLES, AND COUNTRIES OF CONSIGNMENT; ALSO SHARE OF EACH PROVINCE	QUANTITY					VALUE				
	1930-31	1931-32	1932-33	1933-34	1934-35	1930-31	1931-32	1932-33	1933-34	1934-35
	Tons	Tons	Tons	Tons	Tons	R	R	R	R	R
Seeds—continued										
Oil seeds—concluded										
Non-essential—continued										
Sesamum (til or jinllil) (II. K.)—										
Ceylon (excluding Maldives)	1	1,443	85	..	1	338	1,61,378	10,224	6	237
Other British Possessions	..	304	13	472	5,695	298	183	1,937
TOTAL BRITISH EMPIRE	1	1,747	85	..	14	810	1,67,073	10,522	189	2,174
Java	78	2	..	7,490	275	..
Iraq	44	72	303	4,888	7,079	82,157
China (exclusive of Hong-kong and Macao)	157	9	26,435	1,399
Other Foreign Countries	30	10	2	1	21	3,989	1,039	199	153	2,492
TOTAL FOREIGN COUNTRIES	306	82	2	3	333	42,302	9,018	199	428	86,048
Share of Bombay	299	86	293	41,027	9,685	31,487
„ Sind	..	2	2	..	44	..	298	199	..	5,140
„ Madras	8	1,443	86	..	10	1,006	1,61,294	10,224	6	1,417
„ Burma	..	293	..	3	..	479	4,914	298	611	178
TOTAL	307	1,829	87	3	347	48,112	1,76,091	10,721	617	38,222
Tea (II. K.)—										
Ceylon (excluding Maldives)	5	9,162	489	16	27	177
Other British Possessions	60	12
TOTAL BRITISH EMPIRE	5	9,222	501	16	27	177
TOTAL FOREIGN COUNTRIES	1	..	1	38	140	502	231	369
Share of Bengal	38
„ Bombay	1	..	1	60	140	502	231	369
„ Sind	16
„ Madras	6	9,162	501	..	27	..
„ Burma	177
TOTAL	5	..	1	..	1	9,260	641	518	258	1,046
Others (II. K.)—										
Ceylon (excluding Maldives)	80	20	24	47	36	4,474	7,551	8,648	21,649	14,068
Other British Possessions	1	7	4	141	589	707	3,657	2,762
TOTAL BRITISH EMPIRE	80	20	25	54	40	4,615	8,140	9,355	25,306	16,830
Iraq	63	22	9,862	2,267
Iran	790	691	137	41	250	1,08,411	72,894	15,562	3,771	31,034
Other Foreign Countries	..	4	4	3	..	40	482	4,946	437	89
TOTAL FOREIGN COUNTRIES	853	717	141	44	250	1,18,313	75,643	20,568	4,208	31,123
Share of Bengal	6	178	33	13	125	2,351
„ Bombay	324	657	136	48	208	1,14,805	69,924	15,677	6,693	29,448
„ Sind	27	58	3	1	62	3,218	5,749	232	664	8,235
„ Madras	82	82	25	49	18	4,732	7,322	9,121	21,968	7,026
„ Burma	3	249	4,315	64	333
TOTAL	933	737	166	93	290	1,22,928	83,783	20,858	20,514	47,948
Total Oilseeds non-essential	1,794	4,897	16,490	29,262	34,396	3,51,255	7,52,798	31,04,477	41,00,525	42,59,321

N o. 10—continued

ARTICLES, AND COUNTRIES OF CONSIGNMENT; ALSO SHARE OF EACH PROVINCE	QUANTITY					VALUE				
	1930-31	1931-32	1932-33	1933-34	1934-35	1930-31	1931-32	1932-33	1933-34	1934-35
Seeds—continued						R	R	R	R	R
Other than Oilseeds (H.K.)—	Tons	Tons	Tons	Tons	Tons					
United Kingdom (including Channel Islands)	28	37	42	58	65	1,80,082	1,20,680	1,04,011	45,400	23,557
Ceylon (excluding Maldives)	10	..	2	5	13	4,224	125	656	2,817	5,300
Straits Settlements	48	29	6	21	69	18,141	12,758	2,547	8,828	22,620
Hongkong	15	25	11	16	26	8,293	9,149	5,346	5,631	8,107
Other British Possessions	1	6	..	434	193	1,402	1,124	325
TOTAL BRITISH EMPIRE	101	91	61	106	167	1,61,124	1,42,905	1,18,962	63,809	64,921
Germany	1	1	1	7	..	634	5,129	5,487	8,485	1,817
France	..	19	10	831	6,701	4,965	2,512	1,843
Japan	42	9,028	326	180	160	132
Portuguese East Africa	207	182	110	61	41	47,026	37,807	17,382	9,354	5,821
United States of America—										
Via Atlantic Coast	..	1	..	1	1	6,118	9,407	4,200	5,400	5,115
" Pacific "	1	1	5,144	2,201	2,046	1,129	1,027
Other Foreign Countries	6	18	17	13	51	3,740	6,201	7,052	3,709	13,257
TOTAL FOREIGN COUNTRIES	257	222	188	82	93	72,521	67,272	41,262	30,699	29,112
Share of Bengal	64	65	52	57	52	1,42,915	1,36,016	1,12,188	49,256	24,664
" Bombay	207	185	110	82	47	47,330	38,123	17,621	19,208	9,300
" Sind	10	7	15	11	41	5,497	6,776	9,887	4,893	12,626
" Madras	11	1	2	3	11	7,319	4,305	3,699	5,189	6,395
" Burma	66	55	30	35	109	30,584	34,458	11,929	15,962	39,958
TOTAL	358	313	199	188	260	2,33,645	2,10,177	1,55,224	94,508	94,033
Total Seeds—	Tons	Tons	Tons	Tons	Tons					
United Kingdom (including Channel Islands)	28	42	48	78	69	1,80,351	1,23,327	1,04,661	51,785	31,033
Aden and Dependencies	..	88	761	6,194	12,390	1,29,007	9,31,857	..
Ceylon (excluding Maldives)	207	2,877	12,741	21,813	32,467	50,154	4,25,080	23,48,208	30,07,042	40,06,654
Maldives	10	60	49	77	11	2,320	10,789	10,927	7,363	1,025
Straits Settlements	78	356	15	25	1,051	27,080	24,442	6,068	10,297	1,47,782
Hongkong	15	25	11	16	26	8,626	9,310	5,612	5,748	8,252
Zanzibar and Pemba	..	63	..	7	134	..	8,898	..	1,199	22,000
Kenya Colony	..	15	3	65	6,000	600	..	2
Beychelles	429	751	2,749	1,104	239	1,30,630	2,17,631	5,87,028	2,04,472	48,105
Other British Possessions	..	3	1	452	456	1,410	134	329
TOTAL BRITISH EMPIRE	767	4,280	16,379	20,300	33,907	3,58,678	3,37,348	31,93,421	42,10,392	42,60,542
U. S. S. R.—										
Northern	37	6	..	20,050	2,876	..
Germany	42	17	88	80	33	15,346	9,354	27,517	29,829	16,875
Netherlands	165	116	141	70	88	65,635	40,842	48,220	22,340	20,701
France	15	321	45	6	31	3,452	73,193	17,468	4,598	10,762
Spain	14	1	1	5,087	480	502
Iraq	113	204	5	5	319	15,244	14,151	2,046	4,735	35,713
Iran	880	575	218	188	420	1,48,027	1,61,506	38,510	65,641	76,728
Java	75	36	12	2	..	3,567	6,840	3,898	580	0
China (exclusive of Hongkong and Macao)	161	4	11	6	26	29,771	2,341	3,956	2,097	7,212
Japan	42	..	56	9	..	9,028	326	5,835	1,689	100
Portuguese East Africa	235	182	110	71	41	50,675	37,811	17,332	11,324	5,926
United States of America—										
Via Atlantic Coast	..	11	2	1	1	6,118	11,838	9,513	5,420	5,115
" Pacific "	1	1	5,144	2,201	2,046	1,129	1,027
Other Foreign Countries	3	10	9	13	23	2,780	7,538	4,940	1,830	7,027
TOTAL FOREIGN COUNTRIES	1,700	1,803	711	458	678	3,85,687	3,57,441	1,85,368	1,51,533	1,96,837

ARTICLES, AND COUNTRIES OF CONSIGNMENT; ALSO SHARE OF EACH PROVINCE	QUANTITY					VALUE				
	1930-31	1931-32	1932-33	1933-34	1934-35	1930-31	1931-32	1932-33	1933-34	1934-35
	Tons	Tons	Tons	Tons	Tons	R	R	R	R	R
Seeds—concluded										
Total Seeds—continued										
Share of Bengal	112	79	72	87	69	1,63,077	1,39,861	1,17,612	57,139	30,267
„ Bombay	2,112	2,267	4,051	18,307	23,374	4,92,064	5,23,010	8,63,636	28,68,488	31,38,930
„ Sind	39	1,396	6,958	7,536	6,321	11,034	2,36,161	12,10,150	8,90,554	6,59,419
„ Madras	177	1,858	5,976	3,995	5,194	38,324	2,59,074	11,68,481	6,39,825	5,56,603
„ Burma	96	383	27	42	117	39,865	36,678	18,597	17,969	42,160
TOTAL	2,536	5,973	17,084	29,767	34,075	7,44,865	11,04,784	39,78,784	43,73,975	44,67,379
Shells and Cowries—										
Cowries (H. S)—										
Ceylon (excluding Maldives)	Cwts. 474	Cwts. 128	Cwts. 269	Cwts. 337	Cwts. 461	7,123	1,361	3,358	2,276	3,409
Kenya Colony	3,037	5,354	3,027	2,005	2,080	15,473	23,549	19,650	8,449	9,747
Other British Possessions	141	440	365	101	150	705	5,565	6,000	3,056	2,793
TOTAL BRITISH EMPIRE	3,652	5,822	3,511	2,503	2,691	23,301	28,765	29,008	14,380	15,949
Portuguese East Africa	4,079	9,570	6,481	2,664	3,674	22,708	43,185	29,017	12,028	13,488
Italian East Africa (Somaliland and Eritrea)	1,888	9,600
Other Foreign Countries	1,050	324	157	1,168	103	4,211	1,184	395	4,345	247
TOTAL FOREIGN COUNTRIES	7,017	9,894	6,638	3,832	3,777	36,574	44,369	29,412	16,373	18,736
Share of Bengal	622	927	817	968	410	6,673	7,254	9,688	7,333	4,314
„ Bombay	8,052	13,713	7,768	4,684	5,527	39,793	61,937	36,270	20,296	27,365
„ Sind	2,349	938	1,405	539	125	10,939	3,151	3,904	1,792	310
„ Madras	246	138	159	244	387	2,420	762	1,458	1,332	2,609
„ Burma	19	86
TOTAL	11,209	15,716	10,149	6,335	6,463	59,875	73,184	60,320	30,763	34,684
Shells—										
Shells (chanks, sankhli, large ornamental shells, cowras, mother-of-pearl shells, and oyster-shells) (H. S)—										
Aden and Dependencies	Cwts. 604	Cwts. 617	Cwts. 20	Cwts. 126	Cwts. 538	12,310	15,184	1,725	1,559	14,787
Ceylon (excluding Maldives)	9,852	8,939	9,905	8,864	7,534	54,277	44,016	39,659	31,987	25,597
Other British Possessions	491	237	8	15	91	10,308	2,235	456	88	1,061
TOTAL BRITISH EMPIRE	10,447	9,793	9,928	9,005	8,163	77,395	61,335	39,740	39,684	41,445
Italian East Africa (Somaliland and Eritrea)	294	339	50	23	50	9,895	10,670	4,204	1,485	2,995
Other Foreign Countries	43	179	63	31	36	1,668	1,884	1,509	594	631
TOTAL FOREIGN COUNTRIES	337	518	113	54	86	11,563	12,554	5,713	2,079	3,626
Share of Bengal	200	4,600
„ Bombay	1,219	1,230	98	191	704	29,852	29,005	6,913	3,638	12,266
„ Sind	12	142	38	4	10	206	891	982	88	161
„ Madras	9,352	8,939	9,905	8,864	7,534	54,277	44,026	36,558	31,987	25,599
„ Burma	1	1	23	17	55
TOTAL	10,784	10,311	10,041	9,059	8,249	88,958	78,930	44,453	35,713	46,071
Tortoise-shell (including nakhla or nakh) (H. S)—										
Zanzibar and Pemba	Lbs. 5,958	Lbs. 6,535	Lbs. 7,087	Lbs. 5,412	Lbs. 3,573	12,775	17,524	11,557	7,250	8,005
Other British Possessions	629	3,768	2,335	1,502	3,207	1,284	4,481	2,648	2,216	5,280
TOTAL BRITISH EMPIRE	6,587	10,293	9,422	7,004	6,780	14,059	16,005	14,105	9,466	13,285

No. 10—continued

ARTICLES, AND COUNTRIES OF CONSIGNMENT; ALSO SHARE OF EACH PROVINCE	QUANTITY					VALUE				
	1930-31	1931-32	1932-33	1933-34	1934-35	1930-31	1931-32	1932-33	1933-34	1934-35
Shells and Cowries—continued						R	R	R	R	R
<i>Shells—continued</i>	Lbs.	Lbs.	Lbs.	Lbs.	Lbs.					
Tortoise-shell (including nakhla or nakh) (II. 8)—continued										
Italian East Africa (Somali- land and Eritrea)	7,228	7,300	17,628	6,337	8,125	6,920	7,778	18,101	4,581	6,725
Other Foreign Countries	688	1,000	916	1,493	152	1,538	1,972	1,891	1,421	700
TOTAL FOREIGN COUNTRIES	7,916	8,300	18,544	7,830	8,277	8,458	9,750	19,992	6,002	7,425
<i>Share of Bombay</i>	<i>14,377</i>	<i>15,881</i>	<i>27,910</i>	<i>11,718</i>	<i>14,722</i>	<i>21,535</i>	<i>24,348</i>	<i>33,725</i>	<i>14,772</i>	<i>18,640</i>
„ <i>Burma</i>	<i>116</i>	<i>232</i>	<i>51</i>	<i>116</i>	<i>335</i>	<i>982</i>	<i>907</i>	<i>312</i>	<i>696</i>	<i>2,070</i>
TOTAL	14,493	16,113	27,961	11,834	15,057	22,517	25,255	34,037	15,468	20,710
Total value of Shells and Cowries—										
BRITISH EMPIRE	—	—	—	—	—	1,14,765	1,06,155	73,753	57,480	70,679
FOREIGN COUNTRIES	—	—	—	—	—	58,595	66,678	55,057	24,454	29,780
TOTAL	—	—	—	—	—	1,71,360	1,72,833	1,28,810	81,934	1,00,459
Smoker's requisites (excluding tobacco) (III. U)—										
United Kingdom (including Channel Islands)	—	—	—	—	—	1,23,194	72,921	58,265	1,24,583	1,27,160
Hongkong	—	—	—	—	—	10,173	15,944	10,002	10,088	11,535
Other British Possessions	—	—	—	—	—	6,955	1,978	3,174	1,667	1,341
TOTAL BRITISH EMPIRE	—	—	—	—	—	1,40,322	89,843	71,441	1,36,278	1,40,036
Germany	—	—	—	—	—	38,565	20,104	16,722	82,269	25,603
France	—	—	—	—	—	81,277	51,515	63,310	73,038	42,000
Italy (including Fiume)	—	—	—	—	—	69,496	22,784	85,234	89,300	30,108
Austria	—	—	—	—	—	18,918	5,780	2,120	7,374	765
Czechoslovakia	—	—	—	—	—	6,970	1,012	1,361	525	1,527
Japan	—	—	—	—	—	15,834	19,020	25,171	1,21,613	1,41,648
Egypt	—	—	—	—	—	5,970	379	393	844	14
Other Foreign Countries	—	—	—	—	—	10,356	8,307	2,074	6,781	8,074
TOTAL FOREIGN COUNTRIES	—	—	—	—	—	2,45,081	1,29,000	1,52,415	2,82,194	2,50,659
<i>Share of Bengal</i>	<i>—</i>	<i>—</i>	<i>—</i>	<i>—</i>	<i>—</i>	<i>80,609</i>	<i>58,712</i>	<i>50,120</i>	<i>1,07,944</i>	<i>93,806</i>
„ <i>Bombay</i>	<i>—</i>	<i>—</i>	<i>—</i>	<i>—</i>	<i>—</i>	<i>83,264</i>	<i>78,032</i>	<i>64,101</i>	<i>1,32,315</i>	<i>1,70,858</i>
„ <i>Sind</i>	<i>—</i>	<i>—</i>	<i>—</i>	<i>—</i>	<i>—</i>	<i>15,806</i>	<i>14,335</i>	<i>13,732</i>	<i>23,558</i>	<i>24,462</i>
„ <i>Madras</i>	<i>—</i>	<i>—</i>	<i>—</i>	<i>—</i>	<i>—</i>	<i>13,989</i>	<i>10,886</i>	<i>7,935</i>	<i>13,560</i>	<i>13,937</i>
„ <i>Burma</i>	<i>—</i>	<i>—</i>	<i>—</i>	<i>—</i>	<i>—</i>	<i>1,81,745</i>	<i>57,178</i>	<i>62,518</i>	<i>1,40,555</i>	<i>87,682</i>
TOTAL	—	—	—	—	—	3,85,408	2,19,943	2,24,456	4,18,532	3,00,745
Soap—										
<i>Household and laundry soap in bars or tablets (III. U)—</i>	Cwts.	Cwts.	Cwts.	Cwts.	Cwts.					
United Kingdom (including Channel Islands)	261,051	232,387	207,746	193,928	137,563	70,69,222	51,05,689	43,09,615	38,23,926	27,26,603
Aden and Dependencies	617	..	150	13,210	12	2,343	..	2
Straits Settlements	2,145	6,561	16,058	9,175	1,001	37,498	87,653	2,11,628	1,03,826	10,833
Commonwealth of Australia	1,243	704	472	205	117	39,380	18,487	11,178	4,202	2,425
Other British Possessions	214	87	95	111	62	4,688	3,107	1,594	1,606	1,003
TOTAL BRITISH EMPIRE	266,170	239,689	224,516	203,410	138,803	71,63,948	52,09,948	45,36,358	39,33,650	27,40,926
Netherlands	577	637	80	32	..	14,270	18,848	1,511	641	..
France	18,762	28,068	17,168	12,138	5,744	3,78,448	3,75,127	2,76,082	1,82,340	80,470
Italy (including Fiume)	369	225	242	193	130	6,550	3,671	4,629	2,959	1,691
Japan	843	1,198	2,511	28,400	11,645	20,015	27,975	41,426	8,07,593	1,95,272

GENERAL IMPORTS

(360)

No. 10—continued

ARTICLES, AND COUNTRIES OF CONSIGNMENT; ALSO SHARE OF EACH PROVINCE	QUANTITY					VALUE				
	1930-31	1931-32	1932-33	1933-34	1934-35	1930-31	1931-32	1932-33	1933-34	1934-35
Soap—continued										
Household and laundry soap in bars or tablets (III. U)—continued										
United States of America—										
<i>Vid Atlantic Coast . . .</i>	180	224	143	380	428	6,031	6,532	7,880	7,952	9,702
" Pacific "	105	27	2,482	31
Other Foreign Countries . .	226	624	70	132	406	4,408	11,751	1,257	2,651	6,223
TOTAL FOREIGN COUNTRIES	20,957	25,966	20,214	47,455	18,443	4,25,022	4,38,904	3,32,812	5,06,018	2,93,894
Share of Bengal . . .	25,472	19,795	15,660	25,555	16,429	8,46,305	5,52,752	4,04,221	4,27,771	3,66,875
" Bombay . . .	110,077	108,386	99,600	98,360	65,910	24,57,339	20,07,974	17,35,027	16,06,427	10,33,716
" Sind . . .	26,936	27,227	31,603	29,784	25,100	8,09,482	6,92,545	8,05,934	6,84,698	5,85,792
" Madras . . .	38,224	32,014	32,795	31,976	21,933	11,43,164	7,65,688	7,28,994	6,43,010	4,71,460
" Burma . . .	86,418	78,233	65,067	59,298	27,775	23,33,220	16,29,893	11,94,994	10,78,362	5,76,478
TOTAL	287,127	265,655	244,730	244,874	167,246	75,89,570	56,48,852	48,60,170	44,40,268	30,34,320
Toilet soap (III. U)—										
United Kingdom (including Channel Islands) . . .	23,720	23,616	35,184	35,030	33,512	23,66,278	21,37,004	24,67,236	23,77,847	24,03,177
Ceylon (excluding Maldives) . .	35	42	66	43	10	2,350	3,677	6,439	4,489	550
Strait Settlements . . .	36	115	777	410	322	2,350	4,906	19,157	14,622	12,688
Commonwealth of Australia . .	817	1,451	1,022	877	473	25,064	36,877	27,218	31,174	10,888
Other British Possessions . . .	6	22	55	13	2	1,272	2,811	2,778	1,120	302
TOTAL BRITISH EMPIRE	24,620	25,249	37,084	36,378	34,319	23,97,328	21,85,275	25,32,828	24,29,252	24,87,665
Denmark . . .	180	542	176	89	58	6,609	18,160	9,252	2,761	1,485
Germany . . .	887	712	630	512	540	74,152	58,938	44,877	30,763	47,725
Netherlands . . .	185	128	251	169	38	8,135	5,061	9,939	4,937	1,807
Franco . . .	1,115	617	194	79	69	68,177	30,476	12,777	10,111	10,332
Italy (including Fiume) . . .	74	38	20	5	13	6,593	1,744	1,219	446	771
Austria . . .	112	115	172	150	23	12,039	10,877	12,207	11,313	1,545
Java . . .	24	49	98	188	528	2,298	4,277	6,018	9,192	19,510
Japan . . .	94	168	878	10,376	3,623	5,969	5,277	46,193	2,87,688	1,18,149
United States of America—										
<i>Vid Atlantic Coast . . .</i>	5,001	4,139	4,255	4,069	5,291	5,37,835	4,85,122	4,05,240	4,00,451	4,42,033
" Pacific " . . .	2	124	151	58	76	9	9,420
Other Foreign Countries . . .	51	21	45	8	3	5,195	1,769	5,900	1,141	937
TOTAL FOREIGN COUNTRIES	7,734	6,527	6,728	15,643	10,309	7,27,173	6,21,757	5,53,838	7,67,847	6,54,314
Share of Bengal . . .	8,413	9,230	15,878	14,298	12,114	7,08,030	6,54,277	8,55,404	7,59,930	8,13,735
" Bombay . . .	7,432	7,839	8,699	15,052	11,540	7,10,373	8,05,824	7,37,631	8,07,198	7,94,691
" Sind . . .	3,530	3,886	4,331	9,106	7,880	3,56,435	3,32,201	3,86,996	6,07,753	5,68,554
" Madras . . .	11,128	9,135	12,011	10,887	10,169	11,29,923	7,64,084	8,95,031	7,81,625	7,66,070
" Burma . . .	1,851	1,836	2,803	2,673	2,925	2,18,830	2,00,648	2,11,004	1,80,583	1,93,929
TOTAL	32,334	31,775	43,812	52,016	44,628	31,24,495	28,07,032	30,86,666	31,97,090	31,41,979
Other soaps (III. U)—										
United Kingdom (including Channel Islands) . . .	9,808	8,810	5,153	5,252	3,560	3,47,031	2,62,079	1,82,411	1,57,695	1,19,481
Other British Possessions . . .	108	43	9	36	13	4,388	1,280	314	763	754
TOTAL BRITISH EMPIRE	9,914	8,853	5,162	5,288	3,573	3,51,414	2,63,315	1,82,725	1,58,458	1,20,235
Germany . . .	2,267	2,643	1,659	924	503	62,316	1,16,831	1,00,196	80,276	10,961
Franco . . .	216	335	145	156	51	7,428	9,946	3,972	3,601	1,478
Japan . . .	123	114	619	58	442	2,771	1,095	7,292	940	4,829

No. 10—continued

ARTICLES, AND COUNTRIES OF CONSIGNMENT; ALSO SHARE OF EACH PROVINCE	QUANTITY					VALUE				
	1930-31	1931-32	1932-33	1933-34	1934-35	1930-31	1931-32	1932-33	1933-34	1934-35
	Cwts.	Cwts.	Cwts.	Cwts.	Cwts.	R	R	R	R	R
<i>So ap—concluded.</i>										
<i>Other sorts (III. U.—contd.)</i>										
United States of America— Via Atlantic Coast	281	222	183	48	88	28,045	21,209	12,014	3,092	1,383
„ Pacific „	12	190	..
Other Foreign Countries	85	186	81	37	320	1,215	3,103	697	3,432	5,003
TOTAL FOREIGN COUNTRIES	2,027	3,500	2,037	1,235	1,300	1,32,755	7,52,955	1,24,311	41,637	24,264
<i>Share of Bengal</i>	<i>4,463</i>	<i>3,055</i>	<i>2,349</i>	<i>2,539</i>	<i>1,119</i>	<i>1,56,260</i>	<i>1,03,554</i>	<i>76,800</i>	<i>68,525</i>	<i>26,410</i>
„ Bombay	3,428	4,749	3,328	1,981	1,854	1,18,582	1,60,366	1,45,483	71,081	50,693
„ Sind	871	875	319	918	840	43,450	37,431	37,196	34,253	39,033
„ Madras	672	613	454	284	378	37,714	22,387	13,774	9,767	10,777
„ Burma	3,404	3,051	349	751	742	1,23,163	92,032	28,753	16,359	17,558
TOTAL	12,841	12,353	7,709	6,523	4,033	4,84,109	4,16,270	3,07,036	1,09,995	1,44,499
<i>Total Soap—</i>										
United Kingdom (including Channel Islands)	295,435	264,763	248,053	234,210	174,635	97,82,531	75,04,772	69,59,262	63,59,468	53,09,321
Aden and Dependencies	617	..	150	..	1	13,257	12	2,358	..	50
Ceylon (excluding Maldives)	194	56	146	57	50	7,392	4,503	7,610	4,817	1,942
Straits Settlements	2,193	6,710	18,331	9,806	1,385	40,570	93,158	2,40,853	1,18,379	23,567
Commonwealth of Australia	2,060	2,158	1,495	1,095	501	64,483	70,408	38,464	35,765	13,425
Other British Possessions	150	104	77	112	24	4,441	5,625	3,361	2,431	524
TOTAL BRITISH EMPIRE	300,704	273,701	268,762	245,090	176,695	99,12,685	79,58,538	72,51,911	65,21,300	53,43,823
Denmark	186	561	180	80	53	6,600	18,325	9,424	2,761	1,485
Germany	3,172	3,400	2,298	1,443	1,145	1,67,806	1,77,222	1,46,273	70,244	60,334
Netherlands	770	970	338	205	38	22,744	21,495	11,763	5,831	1,807
France	20,098	24,015	17,507	12,373	5,864	4,49,053	4,15,549	2,92,331	1,90,052	92,286
Italy (including Fiume)	443	283	272	168	243	13,113	5,715	5,996	3,405	4,047
Austria	124	115	172	170	126	12,404	10,577	12,207	13,859	3,117
Java	143	325	98	248	754	4,018	8,853	6,028	10,375	22,137
Japan	1,065	1,478	4,008	38,843	15,710	28,755	35,247	94,351	5,96,227	3,18,250
United States of America— Via Atlantic Coast	5,462	4,585	4,531	4,503	5,752	5,73,411	5,12,868	4,25,134	4,11,495	4,53,663
„ Pacific „	2	177	124	151	58	103	2,681	9,451
Other Foreign Countries	158	327	125	83	273	7,486	7,407	7,321	3,072	5,390
TOTAL FOREIGN COUNTRIES	31,018	35,093	29,579	58,333	30,112	12,85,550	12,13,610	10,10,961	13,16,002	9,71,072
<i>Share of Bengal</i>	<i>38,353</i>	<i>32,090</i>	<i>33,887</i>	<i>42,443</i>	<i>29,662</i>	<i>17,11,495</i>	<i>1,10,583</i>	<i>13,36,425</i>	<i>12,56,226</i>	<i>12,07,020</i>
„ Bombay	129,935	121,094	111,627	116,293	79,340	32,56,294	29,71,664	26,18,141	25,41,706	18,79,099
„ Sind	31,337	31,788	36,758	39,308	33,860	12,14,367	11,12,157	12,50,126	13,26,714	11,03,379
„ Madras	50,024	41,762	45,260	43,147	32,430	23,10,306	16,52,159	16,43,399	14,34,402	12,46,307
„ Burma	91,673	83,120	68,809	62,722	31,445	26,75,273	19,22,571	14,34,781	12,76,314	7,92,853
TOTAL	332,322	309,784	296,341	303,413	206,807	1,11,98,236	88,72,154	82,62,872	78,37,362	63,20,798
<i>Specimens (Illustrative of Natural Science) (I. S)—</i>										
United Kingdom (including Channel Islands)	—	—	—	—	—	11,885	17,850	11,890	17,267	13,360
Other British Possessions	—	—	—	—	—	4,745	1,980	832	433	1,950
TOTAL BRITISH EMPIRE	—	—	—	—	—	13,030	19,846	12,778	17,750	15,310
Germany	—	—	—	—	—	18,657	11,017	12,175	11,637	30,137

GENERAL IMPORTS

No. 10—continued

ARTICLES, AND COUNTRIES OF CONSIGNMENT; ALSO SHARE OF EACH PROVINCE	QUANTITY					VALUE				
	1930-31	1931-32	1932-33	1933-34	1934-35	1930-31	1931-32	1932-33	1933-34	1934-35
						R	R	R	R	R
Specimens (Illustrative of Natural Science) (I. S.)—continued										
United States of America—										
Via Atlantic Coast . . .	—	—	—	—	—	6,189	3,710	2,125	2,920	3,070
" Pacific " . . .	—	—	—	—	—	220	—	277	—	—
Other Foreign Countries . . .	—	—	—	—	—	4,177	6,474	2,041	1,767	7,127
TOTAL FOREIGN COUNTRIES	—	—	—	—	—	20,240	21,201	10,618	16,928	40,943
Share of Bengal . . .	—	—	—	—	—	4,396	5,049	3,197	5,679	7,073
" Bombay . . .	—	—	—	—	—	26,003	21,484	16,183	16,126	17,377
" Sind . . .	—	—	—	—	—	6,377	6,614	1,407	5,454	22,703
" Madras . . .	—	—	—	—	—	7,618	6,291	2,832	6,581	3,242
" Burma . . .	—	—	—	—	—	1,955	2,708	779	233	257
TOTAL	—	—	—	—	—	45,879	41,046	20,306	34,073	50,250
Spices—										
<i>Betelnuts (I. F.)—</i>										
Ceylon (excluding Maldives).	169,817	97,599	99,969	87,257	74,693	35,37,338	20,08,255	17,85,283	14,77,258	10,35,382
Straits Settlements . . .	1,006,011	980,023	995,156	1,071,065	1,180,010	1,51,85,218	1,22,36,568	90,53,357	87,16,177	89,63,372
Federated Malay States . . .	207	57	49	042	890	3,007	480	570	6,014	3,050
Hongkong . . .	—	—	866	5,703	—	—	—	3,418	23,403	—
Other British Possessions . . .	88	41	162	415	—	854	595	1,003	2,489	2
TOTAL BRITISH EMPIRE	1,176,121	1,086,720	1,096,202	1,165,382	1,206,502	1,87,26,477	1,43,05,893	1,10,94,430	1,02,29,941	1,00,04,812
Sumatra . . .	—	—	—	5,642	9,207	—	—	—	41,001	17,957
Java . . .	11,355	12,657	17,170	23,324	17,003	1,71,165	1,50,208	1,75,861	1,87,450	2,02,576
China (exclusive of Hongkong and Macao) . . .	2,358	1,632	3,899	—	723	14,851	9,255	22,281	—	3,301
Other Foreign Countries . . .	216	61	60	60	10	2,440	679	537	370	115
TOTAL FOREIGN COUNTRIES	13,920	14,300	21,147	29,020	21,003	1,88,465	1,69,142	1,98,679	2,28,839	2,24,530
Share of Bengal . . .	719,431	639,655	585,692	650,205	674,373	1,13,99,168	78,53,857	53,96,742	51,25,134	46,28,296
" Bombay . . .	133,294	125,372	201,646	204,523	190,779	18,54,500	18,90,533	23,38,464	18,45,788	15,36,272
" Sind . . .	665	10,536	2,609	1,706	540	10,247	2,344	25,295	7,600	3,543
" Madras . . .	209,963	213,706	238,366	237,703	268,068	42,02,734	34,99,843	31,94,164	28,83,657	33,81,439
" Burma . . .	96,697	106,751	89,036	70,871	93,745	14,18,303	12,28,411	9,38,444	5,96,592	6,80,301
TOTAL	1,190,050	1,101,020	1,117,349	1,194,408	1,227,505	1,89,14,942	1,44,76,040	1,18,93,109	1,04,58,780	1,02,29,351
<i>Cardamoms (I. F.)—</i>										
Ceylon (excluding Maldives).	19	104	186	44	24	2,865	10,300	18,016	3,981	1,787
Straits Settlements . . .	—	9	2	2	92,356	—	396	268	63	6,51,094
Hongkong . . .	108	108	119	70	36	6,677	5,989	6,313	5,490	1,890
Other British Possessions . . .	20	—	—	—	285	3,855	—	5	—	1,710
TOTAL BRITISH EMPIRE	147	219	307	116	92,701	13,907	16,745	24,602	9,543	6,66,481
China (exclusive of Hong- kong and Macao) . . .	984	445	671	575	902	47,016	28,313	39,010	30,832	28,204
Other Foreign Countries . . .	—	—	—	—	839	—	—	85	—	4,623
TOTAL FOREIGN COUNTRIES	984	445	671	575	1,741	47,016	28,313	39,054	30,832	27,827
Share of Bengal . . .	456	134	37	79	94,131	11,287	5,867	4,406	6,933	6,70,520
" Bombay . . .	103	149	307	44	58	10,080	11,624	24,568	3,966	3,602
" Sind . . .	5	9	—	—	—	836	570	97	39	—
" Madras . . .	543	392	584	563	203	38,210	23,997	24,685	30,497	10,156
TOTAL	1,111	664	978	691	94,442	60,413	45,058	63,650	40,375	6,84,808
<i>Cassia (I. F.)—</i>										
Ceylon (excluding Maldives)	—	73	62	125	415	2	926	639	1,376	5,881
Straits Settlements . . .	856	1,261	566	798	907	11,693	16,222	6,255	8,755	9,946
Hongkong . . .	20,052	16,391	15,527	13,005	13,092	2,65,027	1,95,060	1,75,066	1,57,847	1,53,300
Other British Possessions . . .	—	19	1	—	—	—	186	24	—	—
TOTAL BRITISH EMPIRE	20,908	17,738	16,156	13,928	14,414	2,76,722	2,12,304	1,82,583	1,67,978	1,69,192

No. 10—continued

ARTICLES, AND COUNTRIES OF CONSIGNMENT; ALSO SHARE OF EACH PROVINCE	QUANTITY					VALUE				
	1930-31	1931-32	1932-33	1933-34	1934-35	1930-31	1931-32	1932-33	1933-34	1934-35
	Cwts.	Cwts.	Cwts.	Cwts.	Cwts.	₹	₹	₹	₹	₹
Spices—continued										
<i>Cassia—continued</i>										
China (exclusive of Hongkong and Macao)	40,341	43,454	42,808	54,132	58,803	5,61,577	5,61,471	5,08,500	6,07,916	5,81,306
Other Foreign Countries	1	..	70	..	477	10	..	710	..	4,247
TOTAL FOREIGN COUNTRIES	40,342	43,454	42,878	54,132	59,280	5,61,587	5,61,471	5,09,210	6,07,916	5,85,553
Share of Bengal . . .	21,268	20,530	19,295	24,225	24,408	2,82,141	2,49,574	2,04,560	2,93,199	2,53,512
" Bombay . . .	32,405	30,267	29,017	31,037	30,726	4,56,208	4,02,943	3,57,812	3,52,407	3,68,043
" Sind . . .	4,025	4,323	5,807	6,235	7,007	50,400	40,250	58,948	58,622	72,937
" Madras . . .	3,515	5,370	4,345	5,858	5,301	48,720	78,176	53,021	63,147	53,228
" Burma . . .	37	702	1,369	706	692	540	5,222	17,458	8,519	7,115
TOTAL	61,250	61,192	59,834	68,060	68,694	8,38,309	7,73,865	6,01,793	7,75,894	7,54,835
<i>Chillies (I. F.)—</i>										
Ceylon (excluding Maldives)	809	612	312	231	1	10,042	9,458	3,807	3,761	23
Straits Settlements . .	11	18	..	237	..	310	205	12	5,078	..
Other British Possessions	..	1	1	1	17	18	14	17	13	374
TOTAL BRITISH EMPIRE	820	631	313	469	18	10,370	9,677	3,826	8,852	397
Siam	745	1	8,690
Other Foreign Countries	1	..	8	..	4	24	11	185	..	60
TOTAL FOREIGN COUNTRIES	1	..	8	..	749	24	11	185	1	8,750
Share of Bengal	1	60
" Bombay . . .	246	..	8	2	14	5,886	..	185	12	247
" Sind	1	15
" Madras . . .	564	611	312	465	746	13,165	9,437	3,897	9,710	8,719
" Burma . . .	10	15	1	2	5	352	261	39	25	121
TOTAL	821	626	321	469	707	19,408	9,688	4,111	9,768	9,162
<i>Cinnamon (I. F.)—</i>										
TOTAL BRITISH EMPIRE	58	4	7	6	8	1,529	164	1,187	972	1,080
TOTAL FOREIGN COUNTRIES	40	100	140	..	254
Share of Bombay	5	..	4
" Madras . . .	58	3	5	5	3	1,499	124	127	129	57
" Burma	1	2	1	5	65	140	1,196	343	1,277
TOTAL	58	4	7	6	8	1,569	264	1,327	972	1,334
<i>Cloves (I. F.)—</i>										
United Kingdom (including Channel Islands)	60	757	143	100	1,190	950	8,726	3,350	1,007	11,752
Aden and Dependencies	29	..	32	876	5	2,000	..	2,000	37,464	205
Ceylon (excluding Maldives)	130	266	410	144	1,986	8,305	12,159	15,738	4,673	83,309
Straits Settlements . .	111	7	6	..	4	7,881	371	316	2	166
Zanzibar and Pemba . .	49,011	65,514	61,131	70,233	78,917	32,02,773	39,70,054	33,80,405	35,60,395	29,26,847
Kenya Colony . . .	2,824	1,250	..	32	794	2,06,394	83,559	..	960	29,868
Tanganyika Territory	140	6,702
Other British Possessions	1	1	..	43	..	34	38	16
TOTAL BRITISH EMPIRE	62,174	67,794	61,872	71,356	77,902	35,17,846	40,74,809	34,05,833	34,04,634	80,52,153
Germany	8,245	14,096	6,397	5,104	5,935	69,420	1,39,537	58,842	30,811	31,381
France	1,038	102	..	20	47	1,23,819	14,075	..	625	1,640
Italy (including Flume)	..	100	7,920
Madagascar and Kerguelon	103	98	192	..	215	11,016	4,490	11,400	..	7,888

GENERAL IMPORTS

(364)

No 10—continued

ARTICLES, AND COUNTRIES OF CONSIGNMENT; ALSO SHARE OF EACH PROVINCE	QUANTITY					VALUE				
	1930-31	1931-32	1932-33	1933-34	1934-35	1930-31	1931-32	1932-33	1933-34	1934-35
Spices—continued						R	R	R	R	R
Cloves (I. F)—continued	Cwts.	Cwts.	Cwts.	Cwts.	Cwts.					
United States of America—										
Via Atlantic Coast . . .	1,258	205	89	200	..	22,400	4,900	2,100	4,000	..
Other Foreign Countries . .	840	485	11	7	02	4,276	3,334	729	1,874	8,080
TOTAL FOREIGN COUNTRIES	11,974	16,076	6,689	5,327	0,280	2,30,934	1,74,316	78,071	37,810	44,589
<i>Share of Bengal . . .</i>	<i>12,354</i>	<i>17,789</i>	<i>16,766</i>	<i>17,000</i>	<i>22,978</i>	<i>3,45,969</i>	<i>10,66,228</i>	<i>7,65,672</i>	<i>7,06,805</i>	<i>8,26,104</i>
<i>" Bombay . . .</i>	<i>51,516</i>	<i>65,644</i>	<i>49,703</i>	<i>57,744</i>	<i>58,408</i>	<i>28,84,299</i>	<i>31,67,685</i>	<i>26,29,537</i>	<i>26,63,990</i>	<i>21,78,704</i>
<i>" Sind . . .</i>	<i>6</i>	<i>14</i>	<i>62</i>	<i>31</i>	<i>73</i>	<i>372</i>	<i>611</i>	<i>1,514</i>	<i>937</i>	<i>1,613</i>
<i>" Madras . . .</i>	<i>270</i>	<i>523</i>	<i>2,006</i>	<i>1,981</i>	<i>2,731</i>	<i>17,914</i>	<i>24,790</i>	<i>83,838</i>	<i>69,855</i>	<i>90,213</i>
<i>" Burma . . .</i>	<i>3</i>	<i>..</i>	<i>24</i>	<i>7</i>	<i>1</i>	<i>226</i>	<i>3</i>	<i>1,143</i>	<i>267</i>	<i>108</i>
TOTAL	64,148	83,870	68,561	76,763	84,101	37,48,780	42,49,216	34,81,704	34,41,844	30,06,742
Ginger (I. F)—	Cwts.	Cwts.	Cwts.	Cwts.	Cwts.					
Straits Settlements . . .	46	6	..	2	500	1,097	51	..	25	10,365
Hongkong . . .	18	442	680	9,385
Other British Possessions . .	28	2	1	..	63	786	60	80	4	1,015
TOTAL BRITISH EMPIRE	91	8	1	2	1,005	2,513	111	80	29	20,765
Japan . . .	1,054	719	752	1,267	11,937	61,207	18,851	18,472	23,241	2,07,926
Other Foreign Countries . .	32	2	..	1,215	22	..
TOTAL FOREIGN COUNTRIES	1,986	719	752	1,269	11,937	62,422	18,851	18,472	23,263	2,07,926
<i>Share of Bengal . . .</i>	<i>274</i>	<i>427</i>	<i>251</i>	<i>327</i>	<i>1,245</i>	<i>8,034</i>	<i>10,011</i>	<i>4,502</i>	<i>6,423</i>	<i>22,547</i>
<i>" Bombay . . .</i>	<i>1,730</i>	<i>294</i>	<i>501</i>	<i>942</i>	<i>11,539</i>	<i>54,723</i>	<i>8,890</i>	<i>13,971</i>	<i>16,340</i>	<i>2,03,817</i>
<i>" Madras . . .</i>	<i>40</i>	<i>..</i>	<i>..</i>	<i>..</i>	<i>..</i>	<i>1,351</i>	<i>10</i>	<i>10</i>	<i>4</i>	<i>1</i>
<i>" Burma . . .</i>	<i>33</i>	<i>6</i>	<i>1</i>	<i>2</i>	<i>158</i>	<i>827</i>	<i>61</i>	<i>19</i>	<i>25</i>	<i>2,226</i>
TOTAL	2,077	727	753	1,271	12,042	64,936	18,902	18,502	23,262	2,28,691
Nutmegs (I. F)—	Cwts.	Cwts.	Cwts.	Cwts.	Cwts.					
Ceylon (excluding Maldives). .	481	881	287	484	583	13,676	8,273	4,426	8,236	9,391
Straits Settlements . . .	8,590	8,244	8,178	8,663	9,046	5,01,297	3,79,994	3,11,965	2,82,288	2,31,607
Other British Possessions . .	28	32	19	6	6	2,232	1,758	534	252	204
TOTAL BRITISH EMPIRE	9,049	8,637	8,473	9,153	10,584	5,17,205	3,87,025	3,16,925	2,90,776	2,41,402
Java . . .	146	50	273	239	110	6,545	2,100	6,835	5,404	1,980
Other Foreign Countries . .	11	134	1	24	172	127	1,206	23	699	3,463
TOTAL FOREIGN COUNTRIES	167	184	274	263	282	6,672	3,306	6,868	6,104	5,393
<i>Share of Bengal . . .</i>	<i>2,621</i>	<i>2,128</i>	<i>2,333</i>	<i>2,414</i>	<i>4,342</i>	<i>1,73,814</i>	<i>91,027</i>	<i>74,980</i>	<i>64,852</i>	<i>67,232</i>
<i>" Bombay . . .</i>	<i>4,866</i>	<i>4,837</i>	<i>4,557</i>	<i>4,514</i>	<i>4,379</i>	<i>2,67,423</i>	<i>2,36,605</i>	<i>1,94,522</i>	<i>1,76,460</i>	<i>1,23,376</i>
<i>" Sind . . .</i>	<i>62</i>	<i>50</i>	<i>40</i>	<i>58</i>	<i>114</i>	<i>2,196</i>	<i>1,752</i>	<i>1,071</i>	<i>1,012</i>	<i>1,002</i>
<i>" Madras . . .</i>	<i>788</i>	<i>789</i>	<i>783</i>	<i>938</i>	<i>979</i>	<i>88,854</i>	<i>29,627</i>	<i>23,563</i>	<i>25,042</i>	<i>22,029</i>
<i>" Burma . . .</i>	<i>866</i>	<i>1,017</i>	<i>1,024</i>	<i>1,042</i>	<i>1,002</i>	<i>36,690</i>	<i>31,320</i>	<i>29,647</i>	<i>29,664</i>	<i>27,483</i>
TOTAL	9,208	8,821	8,747	9,366	10,810	5,28,877	3,00,381	3,23,788	2,96,980	2,46,705
Pepper (I. F)—	Cwts.	Cwts.	Cwts.	Cwts.	Cwts.					
United Kingdom (including Channel Islands) . . .	617	38	45	46	21	51,963	5,502	5,750	5,054	3,035
Ceylon (excluding Maldives)	383	376	41	208	37	19,477	23,745	1,540	7,179	952
Straits Settlements . . .	11,470	7,965	10,348	7,714	2,934	7,53,510	4,85,105	4,88,810	2,40,176	76,053
Zanzibar and Pemba . . .	150	72	47	74	73	11,486	4,471	1,750	2,475	2,325
Other British Possessions . .	1	..	9	..	28	61	10	388	7	1,250
TOTAL BRITISH EMPIRE	12,571	8,451	10,390	8,042	3,093	8,36,496	5,18,842	4,98,244	2,51,890	84,220

No. 10--continued

ARTICLES, ND COUNTRIES OF ORIGIN; ALSO STATE OF EACH PROVINCE	QUANTITY					VALUE				
	1930-31	1931-32	1932-33	1933-34	1934-35	1930-31	1931-32	1932-33	1933-34	1934-35
						R	R	R	R	R
<i>Spices—continued</i>										
Pepper (I. P)—continued	Cwts.	Cwts.	Cwts.	Cwts.	Cwts.					
Java	2,308	1,546	2,351	3,471	3,257	1,89,838	83,657	81,210	01,060	06,146
Other Foreign Countries	4	13	..	1	..	805	964	..	75	6
TOTAL FOREIGN COUNTRIES	2,312	1,559	2,351	3,472	3,257	1,90,143	84,611	81,249	92,035	66,152
Share of Bengal	7,427	3,455	3,785	4,307	3,611	4,37,102	2,04,285	1,37,586	1,21,707	77,811
" Bombay	6,131	5,860	6,237	6,374	2,132	4,49,996	3,64,577	4,11,238	2,00,513	68,412
" Sind	2	21	53	32	..	125	757	2,092	689	..
" Madras	640	235	226	220	144	45,489	14,814	11,439	8,340	4,446
" Burma	583	439	440	521	443	43,927	19,020	17,138	15,071	9,643
TOTAL	14,788	10,010	12,741	11,514	6,360	10,26,639	6,03,453	5,70,493	3,40,925	1,50,372
Other sorts (I. P)—	Cwts.	Cwts.	Cwts.	Cwts.	Cwts.					
Ceylon (excluding Maldives)	56	183	49	21	25	6,646	6,597	2,574	1,707	1,572
Straits Settlements	1,916	1,764	1,405	1,753	1,320	2,48,608	2,26,542	1,59,240	1,56,032	1,26,281
Hongkong	1,410	464	123	..	60	23,364	7,725	1,429	..	420
Other British Possessions	12	5	36	3	17	2,257	1,029	1,615	428	2,037
TOTAL BRITISH EMPIRE	3,394	2,366	1,612	1,777	1,412	2,80,375	2,40,898	1,64,868	1,58,165	1,30,310
Java	18	10	15	89	..	3,807	1,697	1,051	6,820	..
Japan	388	715	2,017	810	1,044	10,066	13,717	24,598	6,961	14,086
Other Foreign Countries	38	15	46	2	94	807	258	1,238	100	3,182
TOTAL FOREIGN COUNTRIES	444	740	2,078	901	1,738	14,740	15,672	27,487	13,800	17,268
Share of Bengal	259	408	221	359	262	49,039	44,258	25,405	34,585	25,721
" Bombay	2,301	2,124	2,966	1,855	2,433	1,68,477	1,54,333	1,25,888	1,07,394	83,865
" Sind	4	15	1	6	9	852	2,242	146	633	853
" Madras	293	349	305	344	309	45,064	43,494	30,706	21,552	26,135
" Burma	981	152	137	123	137	32,183	11,840	10,199	7,856	10,299
TOTAL	3,838	3,106	3,690	2,078	3,150	2,95,615	2,56,565	1,02,316	1,72,055	1,47,578
Total Spices—	Cwts.	Cwts.	Cwts.	Cwts.	Cwts.					
United Kingdom (including Channel Islands)	793	814	216	147	1,207	57,662	15,432	9,938	6,276	17,727
Aden and Dependencies	29	24	33	876	44	2,000	528	2,023	37,500	1,007
Ceylon (excluding Maldives)	171,635	99,527	101,328	88,460	77,766	36,00,310	21,38,362	17,82,365	15,08,200	11,38,346
Straits Settlements	1,029,012	1,008,293	1,015,600	1,090,234	1,238,866	1,67,09,203	1,38,42,490	1,00,21,013	94,08,630	1,00,09,794
Federated Malay States	207	58	66	947	1,185	3,076	582	1,584	6,929	8,251
Hongkong	21,538	10,901	16,638	18,780	13,825	2,95,750	2,03,778	1,87,242	1,92,430	1,65,993
Zanzibar and Pemba	40,279	65,635	61,347	70,310	73,900	33,08,890	39,76,402	33,84,343	33,63,013	29,29,172
Kenya Colony	2,824	1,250	..	32	794	2,00,394	83,559	..	900	20,858
Tanganyika Territory	143	6,802
Other British Possessions	3	1	2	418	2	145	15	38	2,502	64
TOTAL BRITISH EMPIRE	1,275,333	1,102,563	1,195,388	1,270,211	1,407,580	2,41,92,439	1,97,66,643	1,62,95,418	1,45,20,590	1,43,60,812
Germany	8,245	14,906	6,997	5,104	5,985	69,420	1,39,537	58,842	30,811	31,837
France	1,938	192	20	20	47	1,23,810	14,076	436	625	1,640
Italy (including Fiume)	100	..	1	7,920	..	74	..
Sumatra	73	5,642	3,267	1,184	4	..	41,001	17,957
Java	13,732	14,263	19,618	27,123	21,211	3,71,540	2,46,673	2,85,605	2,91,708	2,75,309
Siam	136	52	57	..	745	1,144	578	844	1	8,699
China (exclusive of Hongkong and Macao)	43,876	45,494	47,178	51,709	65,432	6,28,823	5,00,990	5,60,941	6,38,770	6,68,634

No. 10—continued

ARTICLES, AND COUNTRIES OF CONSIGNMENT; ALSO SHARE OF EACH PROVINCE	QUANTITY					VALUE				
	1930-31	1931-32	1932-33	1933-34	1934-35	1930-31	1931-32	1932-33	1933-34	1934-35
	Cwts.	Cwts.	Cwts.	Cwts.	Cwts.	R	R	R	R	R
Starch, Dextrine and Farina— <i>continued</i> Farina and Potato flour(III.U) <i>—continued.</i>										
Share of Bengal	14,236	11,624	6,722	6,777	5,605	1,11,427	80,766	54,169	48,380	43,076
„ Bombay	69,148	97,434	83,822	76,045	83,265	4,86,860	7,18,690	6,13,685	5,47,410	6,13,583
„ Sind	178	360	447	163	108	1,418	3,087	4,397	1,016	1,170
„ Madras	1,091	1,174	1,620	866	379	6,190	9,736	13,846	7,449	3,200
„ Burma	558	275	10	4,747	2,167	157
TOTAL	85,200	110,807	91,611	82,851	89,367	6,00,040	8,14,335	6,93,090	6,04,854	6,01,785
Sago Flour (III. U)—										
United Kingdom (including Channel Islands)	1,140	2,633	1,592	736	1,006	10,738	16,816	12,241	5,152	8,380
Straits Settlements	209,463	225,737	257,977	269,077	250,825	13,56,665	12,25,007	12,07,106	11,25,400	10,50,608
Other British Possessions	138	276	105	..	282	650	1,580	1,869	..	1,098
TOTAL BRITISH EMPIRE	210,747	228,646	259,674	269,813	252,113	13,68,048	12,41,012	12,21,806	11,30,612	10,60,116
Java	994	8,504	8,714	434	4	7,480	54,265	48,299	1,378	20
Japan	508	2,743	522	942	..	8,216	16,623	2,333	3,608	..
Other Foreign Countries	336	140	805	2,098	670	8,230
TOTAL FOREIGN COUNTRIES	1,838	11,247	9,236	1,516	809	12,794	70,888	50,632	6,111	8,250
Share of Bengal	28,171	46,358	37,394	40,610	54,362	2,08,730	3,12,636	2,07,100	1,77,786	2,40,091
„ Bombay	153,982	168,624	199,529	204,356	168,723	9,54,524	8,60,071	8,96,897	8,37,769	9,84,663
„ Sind	33	34	66	..	36	233	219	143
„ Madras	30,193	24,850	31,921	26,424	29,633	2,14,562	1,48,924	1,07,660	1,20,997	1,40,595
„ Burma	276	127	..	39	168	2,493	950	..	181	675
TOTAL	212,685	239,893	268,910	271,329	252,922	13,80,842	13,12,800	12,71,938	11,36,723	10,72,372
Dextrine (III. U)—(a)										
United Kingdom (including Channel Islands)	—	—	160	21	16	—	—	2,240	885	418
Germany	—	—	1,146	8,206	11,097	—	—	12,939	30,034	1,00,416
Netherlands	—	—	19,683	12,463	9,542	—	—	1,07,709	1,22,559	90,262
Czechoslovakia	—	—	534	—	—	5,950
Japan	—	—	285	278	8,598	—	—	2,609	3,265	68,775
United States of America— Vid Atlantic Coast.	—	—	201	4,597	4,064	—	—	2,806	40,737	85,835
Other Foreign Countries	—	—	237	878	247	—	—	2,370	4,389	1,250
TOTAL FOREIGN COUNTRIES	—	—	22,036	21,417	33,543	—	—	1,04,380	2,00,984	3,05,538
Share of Bengal	—	—	2,834	2,664	3,160	—	—	26,269	20,328	33,545
„ Bombay	—	—	13,772	18,488	29,524	—	—	1,63,990	1,68,809	2,62,322
„ Sind	—	—	440	165	527	—	—	5,040	1,528	5,069
„ Madras	—	—	31	12	207	—	—	548	1,224	1,898
„ Burma	—	—	69	4	141	—	—	782	480	1,624
TOTAL	—	—	22,106	21,438	33,550	—	—	1,00,620	2,01,360	3,05,956
Total Starch, Dextrine and Farina—										
United Kingdom (including Channel Islands)	6,777	4,936	5,295	5,174	21,507	70,055	86,533	60,046	68,243	1,70,810
Straits Settlements	209,801	226,074	257,977	269,758	260,827	13,58,936	12,26,759	12,07,106	11,28,471	10,50,759
Other British Possessions	188	276	140	35	284	670	1,589	2,044	222	1,114
TOTAL BRITISH EMPIRE	216,716	231,286	263,412	274,967	272,618	14,39,261	12,84,881	12,78,886	11,96,936	12,31,682

(a) Separately recorded from 1932-33.

No. 10—continued

ARTICLES, AND COUNTRIES OF CONSIGNMENT; ALSO SHARE OF EACH PROVINCE	QUANTITY					VALUE				
	1930-31	1931-32	1932-33	1933-34	1934-35	1930-31	1931-32	1932-33	1933-34	1934-35
						R	R	R	R	R
<i>Stationery (excluding paper) — continued</i>										
<i>Other Sorts (III. M) — continued</i>										
Straits Settlements	—	—	—	—	—	12,742	14,441	9,391	7,249	7,057
Hongkong	—	—	—	—	—	17,827	14,051	9,152	9,597	11,002
Canada—										
Via Atlantic Coast	—	—	—	—	—	5,671	8,167	8,452	7,039	2,992
" Pacific "	—	—	—	—	—	41	8	5	620	..
Other British Possessions	—	—	—	—	—	0,000	5,135	4,111	1,570	5,011
TOTAL BRITISH EMPIRE	—	—	—	—	—	48,21,317	35,77,010	38,75,198	35,40,084	34,40,110
Sweden	—	—	—	—	—	8,01,898	2,60,312	1,04,917	1,48,928	40,056
Norway	—	—	—	—	—	8,824	931	1,571	655	2,221
Denmark	—	—	—	—	—	151	44,863	222	305	508
Germany	—	—	—	—	—	15,05,419	13,89,858	10,37,486	10,15,939	10,90,340
Netherlands	—	—	—	—	—	15,819	22,674	12,051	14,343	14,011
Belgium	—	—	—	—	—	45,888	21,379	30,106	24,048	15,568
France	—	—	—	—	—	41,380	23,103	15,872	12,489	10,504
Portugal (including Azores and Madeira)	—	—	—	—	—	21,514	10,241	1,036	588	0,040
Switzerland	—	—	—	—	—	6,078	6,753	3,509	5,691	4,011
Italy (including Fiume)	—	—	—	—	—	47,554	1,17,002	98,821	48,590	70,904
Austria	—	—	—	—	—	1,27,500	94,234	93,075	1,11,701	81,144
Hungary	—	—	—	—	—	8	317	14,051	9,842	445
Czechoslovakia	—	—	—	—	—	40,168	42,720	27,536	17,716	16,438
Yugo-Slavia (Kingdom of the Serbs, Croats, and Slovenes)	—	—	—	—	—	5,713	3,032	1,859	988	..
Iran	—	—	—	—	—	8,047	2,307	4,473	6,571	1,003
China (exclusive of Hongkong and Macao)	—	—	—	—	—	23,668	13,030	10,062	13,634	17,905
Japan	—	—	—	—	—	4,04,474	3,81,640	7,20,059	7,58,452	8,84,040
United States of America—										
Via Atlantic Coast	—	—	—	—	—	4,34,136	2,92,427	2,07,721	1,03,138	2,14,500
" Pacific "	—	—	—	—	—	812	395	2,003	1,130	2,400
Other Foreign Countries	—	—	—	—	—	2,747	1,725	2,883	2,136	1,550
TOTAL FOREIGN COUNTRIES	—	—	—	—	—	31,61,785	27,38,145	30,54,363	23,81,424	24,04,074
Share of Bengal	—	—	—	—	—	24,38,032	20,38,813	20,83,544	18,97,221	17,63,301
" Bombay	—	—	—	—	—	23,75,229	21,51,430	21,79,082	18,51,327	20,32,216
" Sind	—	—	—	—	—	8,05,038	6,37,133	6,90,943	6,95,163	7,10,347
" Madras	—	—	—	—	—	12,10,018	10,12,256	10,65,756	11,13,436	9,91,771
" Burma	—	—	—	—	—	6,64,635	4,28,123	4,30,235	3,70,361	3,95,049
{ Protected	6,517 (cwts.)	4,700 (cwts.)	5,064 (cwts.)	6,274 (cwts.)	7,347 (cwts.)	7,75,321	6,45,524	6,21,120	7,56,113	7,28,386
{ Not protected	—	—	—	—	—	67,07,281	56,70,281	58,08,435	51,71,395	52,14,798
TOTAL	—	—	—	—	—	74,88,102	63,15,755	64,29,501	59,27,508	59,43,184
<i>Total Stationery (excluding paper) —</i>										
United Kingdom (including Channel Islands)	—	—	—	—	—	43,76,198	35,95,938	32,83,960	35,75,802	35,15,322
Gibraltar	—	—	—	—	—	7,655	5	..
Aden and Dependencies	—	—	—	—	—	108	..	94,307	..	124
Ceylon (excluding Maldives)	—	—	—	—	—	5,480	6,765	6,483	3,610	2,137
Straits Settlements	—	—	—	—	—	12,866	14,693	9,399	7,324	8,351
Hongkong	—	—	—	—	—	17,627	14,051	9,152	9,540	11,903
Canada—										
Via Atlantic Coast	—	—	—	—	—	5,071	8,303	8,452	7,039	2,992
" Pacific "	—	—	—	—	—	41	8	5	620	..
Other British Possessions	—	—	—	—	—	0,006	5,135	3,863	1,565	5,011
TOTAL BRITISH EMPIRE	—	—	—	—	—	44,24,207	36,43,998	34,23,256	36,05,605	35,45,360

GENERAL IMPORTS

(370)

No. 10—continued

ARTICLES, AND COUNTRIES OF CONSIGNMENT; ALSO SHARE OF EACH PROVINCE	QUANTITY					VALUE				
	1930-31	1931-32	1932-33	1933-34	1934-35	1930-31	1931-32	1932-33	1933-34	1934-35
						₹	₹	₹	₹	₹
Stationery (excluding paper)— <i>continued</i>										
Total Stationery (excluding paper)— <i>continued</i>						8,01,806	2,06,430	1,61,947	1,48,063	46,081
Sweden	—	—	—	—	—	8,324	981	1,571	655	2,221
Norway	—	—	—	—	—	896	44,922	300	802	819
Denmark	—	—	—	—	—	10,48,991	10,59,555	20,91,782	14,53,580	17,90,983
Germany	—	—	—	—	—	16,635	39,253	26,485	14,816	15,444
Netherlands	—	—	—	—	—	45,548	21,374	80,224	24,058	15,508
Belgium	—	—	—	—	—	43,307	24,002	16,192	12,821	17,085
France	—	—	—	—	—	31,515	16,241	1,030	588	6,040
Portugal (including Azores and Madeira)	—	—	—	—	—	6,214	6,996	4,036	5,694	5,771
Switzerland	—	—	—	—	—	52,147	1,19,170	98,109	48,766	73,173
Italy (including Finme)	—	—	—	—	—	1,32,107	66,326	95,751	1,16,065	84,453
Austria	—	—	—	—	—	8	2,330	25,944	31,652	4,511
Hungary	—	—	—	—	—	99,466	66,208	58,097	55,283	61,386
Czechoslovakia	—	—	—	—	—	5,790	3,032	1,859	388	..
Jugo-Slavia (Kingdom of the Serbs, Croats, and Slovenes)	—	—	—	—	—	8,979	2,374	4,476	6,579	1,618
Iran	—	—	—	—	—	23,664	13,440	10,062	13,642	17,908
China (exclusive of Hong- kong and Macão)	—	—	—	—	—	4,73,596	4,73,765	9,46,775	9,12,000	9,57,677
Japan	—	—	—	—	—	4,48,070	3,00,032	2,29,551	1,67,026	2,28,201
United States of America— <i>Via Atlantic Coast</i>	—	—	—	—	—	827	595	2,003	1,130	2,510
<i>" Pacific "</i>	—	—	—	—	—	2,756	1,725	4,814	2,156	2,198
Other Foreign Countries	—	—	—	—	—	—	—	—	—	—
TOTAL FOREIGN COUNTRIES	—	—	—	—	—	37,00,296	31,58,502	38,18,064	30,16,420	33,83,685
<i>Share of Bengal</i>	—	—	—	—	—	26,45,518	22,30,069	23,28,536	21,02,879	19,77,434
<i>" Bombay</i>	—	—	—	—	—	24,61,768	22,65,697	23,33,363	20,43,931	24,24,823
<i>" Sind</i>	—	—	—	—	—	9,13,106	7,11,713	8,47,418	7,92,116	8,27,688
<i>" Madras</i>	—	—	—	—	—	13,38,662	11,09,122	12,00,070	12,37,438	11,64,456
<i>" Burma</i>	—	—	—	—	—	7,65,519	4,83,899	5,26,633	4,45,661	4,85,144
TOTAL	—	—	—	—	—	81,24,508	68,02,500	72,36,320	66,22,025	68,79,546
Sticks and Whips (III. U)—										
United Kingdom (including Channel Islands)	—	—	—	—	—	18,991	19,115	11,148	13,880	15,870
Other British Possessions	—	—	—	—	—	538	1,326	1,865	408	388
TOTAL BRITISH EMPIRE	—	—	—	—	—	19,437	20,441	13,013	14,348	16,258
Germany	—	—	—	—	—	31,596	6,785	6,942	3,027	3,025
Japan	—	—	—	—	—	3,383	1,282	1,408	15,730	9,704
Other Foreign Countries	—	—	—	—	—	1,911	670	307	3,617	2,374
TOTAL FOREIGN COUNTRIES	—	—	—	—	—	36,890	8,687	8,658	22,374	16,103
<i>Share of Bengal</i>	—	—	—	—	—	17,055	3,916	4,074	10,356	5,657
<i>" Bombay</i>	—	—	—	—	—	20,999	11,398	8,676	13,376	10,873
<i>" Sind</i>	—	—	—	—	—	12,059	10,962	7,496	9,616	11,017
<i>" Madras</i>	—	—	—	—	—	4,891	1,309	366	2,880	3,480
<i>" Burma</i>	—	—	—	—	—	1,322	543	1,059	494	334
TOTAL	—	—	—	—	—	56,827	29,128	21,671	36,722	31,361
Stone and Marble—										
Stone and Marble (II. B)—										
United Kingdom (including Channel Islands)	Tons 34	Tons 48	Tons 46	Tons 8	Tons 42	10,096	9,027	9,487	6,094	7,150
Ceylon (excluding Maldives)	106	954	927	204	1	619	12,848	10,830	6,297	47
Maldives	39	10	4	5,470	1,453	313
Other British Possessions	8	11	1	..	13	1,362	719	531	281	1,500
TOTAL BRITISH EMPIRE	143	1,013	1,018	312	60	12,077	23,404	26,318	14,725	9,010

No. 10 - continued

ARTICLES, AND COUNTRIES OF CONSIGNMENT; ALSO SHARE OF EACH PROVINCE	QUANTITY					VALUE				
	1930-31	1931-32	1932-33	1933-34	1934-35	1930-31	1931-32	1932-33	1933-34	1934-35
						R	R	R	R	R
Stone and Marble—continued										
Stone and Marble (H. B)— continued	Tons	Tons	Tons	Tons	Tons					
Belgium	48	64	127	208	266	5,877	6,987	12,295	25,183	28,035
Spain	1,000	13,087
Italy (including Fiume)	2,227	2,344	3,298	4,331	5,821	2,57,585	2,50,287	3,55,741	3,56,014	4,84,483
Mascat Territory and Trucial Oman	415	925	2,085	2,128	275	5,419	6,081	12,611	14,758	2,216
Other Native States in Arabia	600	394	385	588	184	5,575	3,352	2,118	2,104	700
Egypt	4,250	8	56,438
Other Foreign Countries	74	119	51	208	95	8,025	12,952	6,864	10,766	6,170
TOTAL FOREIGN COUNTRIES	3,865	3,846	5,046	7,548	11,841	2,82,481	2,80,559	3,89,020	4,08,893	5,41,704
Share of Bengal	266	381	1,102	1,084	1,070	46,096	84,405	1,37,954	97,860	93,069
.. Bombay	2,771	2,655	4,375	5,725	6,930	1,69,582	1,35,858	1,97,679	2,41,457	3,46,383
.. Sind	135	222	298	372	501	32,032	27,232	31,454	34,295	43,168
.. Madras	203	927	1,127	519	3,358	11,633	25,388	38,338	28,680	62,248
.. Burma	138	174	67	160	30	35,216	31,170	10,522	21,366	5,252
TOTAL	3,518	4,859	6,959	7,860	11,901	2,94,558	3,04,058	4,15,947	4,23,558	5,50,714
Articles of Stone and Marble (H. B)—	Tons	Tons	Tons	Tons	Tons					
United Kingdom (including Channel Islands)	125	49	84	62	133	61,457	41,631	44,186	39,150	42,305
Other British Possessions	18	13	11	18	23	3,665	3,050	1,877	3,742	3,851
TOTAL BRITISH EMPIRE	143	62	95	80	156	65,122	44,631	46,063	42,892	46,156
Sweden	1	1,047	..	6,992
Germany	23	11	17	31	10	12,665	6,150	3,715	18,682	11,491
Belgium	42	18	12	6	48	15,910	12,511	22,594	12,495	20,209
France	1	47	4,301	53,821	30	..	1,583
Italy (including Fiume)	105	42	130	172	594	52,071	11,011	50,045	63,286	65,507
China (exclusive of Hong- kong and Macao)	14	7	15	13	13	6,143	2,719	4,402	4,476	2,846
Japan	19	4	9	24	17	5,769	2,470	1,767	2,409	3,807
United States of America— Vid Atlantic Coast	3	..	6	..	2,977	5,414	1,974	3,090	7,661
.. Pacific	334
Other Foreign Countries	2	2,874	73	235	844	1,711
TOTAL FOREIGN COUNTRIES	206	132	184	252	688	1,04,100	95,009	97,854	1,00,282	1,14,314
Share of Bengal	155	74	37	91	637	49,080	42,366	47,289	47,333	77,460
.. Bombay	97	36	54	147	100	71,375	26,664	44,286	63,786	46,920
.. Sind	3	1	14	..	5	7,160	2,467	20,334	4,236	7,787
.. Madras	16	10	65	38	30	2,200	4,130	9,176	11,168	12,457
.. Burma	73	73	69	56	72	38,907	64,123	33,148	16,816	15,490
TOTAL	349	104	279	332	844	1,60,222	1,39,760	1,43,417	1,43,174	1,60,060
Total Stone and Marble—	Tons	Tons	Tons	Tons	Tons					
United Kingdom (including Channel Islands)	159	97	130	70	175	71,553	51,558	53,678	45,844	49,545
Ceylon (excluding Maldives)	106	954	928	294	1	764	12,863	10,905	6,382	58
Maldives	39	10	4	5,470	1,453	213
Other British Possessions	26	24	11	18	36	4,882	3,754	2,833	3,918	4,840
TOTAL BRITISH EMPIRE	291	1,075	1,108	392	216	77,199	68,175	72,991	57,597	54,756
Sweden	1	1,047	..	7,454	..	194
Germany	33	21	24	60	56	10,317	7,850	10,154	17,258	15,969
Belgium	85	82	130	304	314	21,796	19,498	34,380	37,678	48,244
France	1	67	9	4,486	57,452	1,217	16	1,583
Spain	1,000	13,087
Italy (including Fiume)	2,332	2,386	3,428	4,503	6,415	3,09,656	2,62,198	4,06,386	4,19,300	5,00,050

GENERAL IMPORTS

(372)

No. 10—continued

ARTICLES, AND COUNTRIES OF CONSIGNMENT; ALSO SHARE OF EACH PROVINCE	QUANTITY					VALUE				
	1930-31	1931-32	1932-33	1933-34	1934-35	1930-31	1931-32	1932-33	1933-34	1934-35
	Tons	Tons	Tons	Tons	Tons	R	R	R	R	R
Stone and Marble—concluded										
<i>Total Stone and Marble— continued</i>										
Maskat Territory and Trucial Oman	415	925	2,085	2,128	275	5,419	6,981	12,611	14,775	2,216
Other Native States in Arabia	606	394	385	588	184	5,575	3,352	2,118	2,104	700
China (exclusive of Hongkong and Macao)	35	46	26	40	21	8,603	6,280	5,632	7,596	3,355
Japan	20	4	24	24	17	5,071	2,490	3,636	2,573	3,332
Egypt	4,260	15	..	5	8	56,433
United States of America— Vid Atlantic Coast	3	1	6	1	3,219	5,893	2,600	3,719	7,952
„ Pacific „	334
Other Foreign Countries	44	51	8	147	46	3,093	3,054	281	4,108	2,323
TOTAL FOREIGN COUNTRIES	3,571	3,078	6,130	7,800	12,520	3,86,581	3,75,028	4,86,983	5,09,135	6,50,018
<i>Share of Bengal</i>	<i>431</i>	<i>955</i>	<i>1,139</i>	<i>1,176</i>	<i>1,713</i>	<i>95,176</i>	<i>1,26,771</i>	<i>1,35,243</i>	<i>1,46,083</i>	<i>1,71,129</i>
„ Bombay	2,883	2,691	4,429	5,372	7,030	2,41,457	1,62,522	2,41,955	3,05,183	3,93,309
„ Sind	138	223	312	372	506	39,192	29,699	51,978	38,631	50,389
„ Madras	219	937	1,132	557	3,338	13,533	29,518	47,514	39,748	74,705
„ Burma	216	247	126	216	108	74,122	95,293	32,664	38,182	20,742
TOTAL	3,862	5,053	7,238	8,192	12,745	4,63,780	4,43,803	5,59,364	5,66,732	7,10,774
Sugar 23 Dutch Standard and above (I.G)—										
United Kingdom (including Channel Islands)	1,235	3,687	12,031	12,108	831	2,33,333	5,22,077	14,32,655	13,50,833	1,55,326
Ceylon (excluding Maldives)	5,722	962	77	5	2	9,40,215	1,25,015	8,862	683	580
Straits Settlements	360	315	127	114	157	1,17,980	63,689	24,755	23,811	36,971
Hongkong	3,964	3,293	1,172	1,388	1,404	6,81,039	5,63,112	2,37,384	2,15,488	2,02,721
Other British Possessions	15	1	..	3,926	315	246	210	190
TOTAL BRITISH EMPIRE	11,305	8,260	13,407	13,616	2,394	19,83,093	12,50,100	17,04,052	15,96,025	8,95,788
U.S.S.R.—										
Southern	19,698	2,333	20,54,174	2,64,372
Germany	197	..	20	..	34	22,002	10	6,123	148	5,814
Netherlands	10	40	30	40	100	976	4,104	3,913	4,075	10,400
Belgium	331	181	132	1,807	99	72,174	35,105	25,279	2,90,166	10,373
Czechoslovakia	0	15	00	1,800	4,838	19,233
Java	715,307	336,132	295,118	194,426	175,036	8,44,50,182	4,07,25,800	3,29,67,415	1,97,92,094	1,03,87,337
Hiam	11	21	12	94	85	3,310	2,520	3,104	27,343
China (exclusive of Hong- kong and Macao)	693	494	547	439	710	1,34,988	91,495	1,10,778	66,813	1,13,763
Japan	1	141	2,390	2,879	2,314	352	20,555	3,34,095	3,53,150	2,43,510
Egypt	1,725	1,46,979
Portuguese East Africa	12,652	18,136	10,404	12,73,325	18,24,301	10,14,854
Other Foreign Countries	9	1	1	1	..	1,773	193	437	240	87
TOTAL FOREIGN COUNTRIES	716,557	356,713	313,804	217,850	1,91,485	8,46,84,342	4,29,39,679	3,50,08,995	2,23,41,090	1,70,66,460
<i>Share of Bengal</i>	<i>262,377</i>	<i>138,077</i>	<i>86,981</i>	<i>25,430</i>	<i>20,916</i>	<i>2,90,72,743</i>	<i>1,49,69,275</i>	<i>1,10,18,773</i>	<i>27,13,219</i>	<i>22,33,144</i>
„ Bombay	169,128	67,017	103,121	93,736	71,679	1,95,84,679	76,07,928	1,06,75,009	93,26,911	71,83,741
„ Sind	173,293	53,330	57,212	38,930	34,454	2,02,58,040	53,61,433	60,13,994	39,80,984	28,74,479
„ Madras	33,285	77,994	53,726	53,862	49,847	1,25,85,889	1,23,14,631	60,96,481	56,13,765	43,21,452
„ Burma	39,779	23,055	26,171	19,458	17,183	61,66,084	34,66,520	29,06,730	20,98,146	16,94,432
TOTAL PROTECTED	727,862	364,978	327,211	231,466	193,879	8,06,67,435	4,42,19,787	3,07,11,047	2,39,37,115	1,83,62,248

No. 10—continued

ARTICLES, AND COUNTRIES OF CONSIGNMENT; ALSO SHARE OF EACH PROVINCE	QUANTITY					VALUE				
	1930-31	1931-32	1932-33	1933-34	1934-35	1930-31	1931-32	1932-33	1933-34	1934-35
	Tons	Tons	Tons	Tons	Tons	₹	₹	₹	₹	₹
<i>Sugar below 23 Dutch Standard but not below 10 Dutch Standard (l. G)—</i>										
United Kingdom (including Channel Islands) . . .	18	8	8	8	0	9,087	5,803	2,416	4,255	3,495
Straits Settlements . . .	91	84	106	39	77	27,172	19,104	27,575	8,306	14,008
Hongkong	119	280	234	374	506	32,652	51,307	47,748	57,390	84,387
Other British Possessions	2	28	8	..	1
TOTAL BRITISH EMPIRE . . .	228	322	348	419	649	68,893	76,332	77,742	69,951	1,01,891
Java	87,000	30,617	8	92,04,624	22,90,124	912	5	..
China (exclusive of Hongkong and Macao) . . .	195	995	249	1,200	1,172	44,462	1,93,094	41,547	1,54,620	1,51,787
Japan	1,149	667	413	1,93,091	1,04,344	54,540
Other Foreign Countries	31	3	8	64	87	6,799	550	1,479
TOTAL FOREIGN COUNTRIES . . .	87,195	31,612	1,487	1,870	1,593	92,49,150	30,83,815	2,43,249	2,59,559	2,07,755
<i>Share of Bengal</i>	<i>64,448</i>	<i>27,353</i>	<i>1,502</i>	<i>2,070</i>	<i>1,346</i>	<i>67,30,645</i>	<i>26,76,812</i>	<i>2,59,769</i>	<i>2,36,749</i>	<i>2,39,807</i>
" <i>Bombay</i>	<i>11,197</i>	<i>3,008</i>	<i>2</i>	<i>..</i>	<i>..</i>	<i>12,00,437</i>	<i>3,01,144</i>	<i>969</i>	<i>87</i>	<i>1</i>
" <i>Sind</i>	<i>11,465</i>	<i>1,276</i>	<i>2</i>	<i>6</i>	<i>5</i>	<i>12,59,693</i>	<i>1,21,931</i>	<i>680</i>	<i>3,276</i>	<i>2,385</i>
" <i>Madras</i>	<i>86</i>	<i>19</i>	<i>54</i>	<i>22</i>	<i>146</i>	<i>14,806</i>	<i>2,563</i>	<i>10,301</i>	<i>3,375</i>	<i>21,504</i>
" <i>Burma</i>	<i>233</i>	<i>279</i>	<i>220</i>	<i>191</i>	<i>245</i>	<i>62,562</i>	<i>67,897</i>	<i>49,372</i>	<i>35,543</i>	<i>46,150</i>
TOTAL PROTECTED	87,423	31,934	1,780	2,289	2,242	93,18,048	31,59,647	3,20,991	3,29,516	3,09,647
<i>Best Sugar (l. G)—</i>										
United Kingdom (including Channel Islands) . . .	7,175	19,189	22,860	24,552	15,953	7,68,202	22,76,815	23,74,823	24,56,004	14,18,406
Hongkong	138	20,377
Other British Possessions	1	16	168	..	92	..
TOTAL BRITISH EMPIRE . . .	7,313	19,190	22,860	24,552	15,953	7,88,595	22,76,983	23,74,823	24,56,180	14,18,406
U.S.S.R.—Southern	42,579	68,431	8,539	44,77,308	66,30,667	8,28,851
Poland (including Danzig) . . .	1,539	12,092	4,500	1,99,308	15,35,127	3,89,923
Germany	11,500	15,418	249	50	117	14,73,230	17,74,006	26,968	6,000	11,815
Netherlands	611	437	440	1,270	1,086	32,051	62,202	47,587	1,35,645	1,69,652
Belgium	2,368	..	1,973	2,39,725	..	1,77,700
France	38	..	1,055	3,750	..	83,506
Austria	400	47,499
Hungary	13,814	595	..	1,684	..	15,87,013	65,497	..	1,68,738	..
Czechoslovakia	513	896	484	..	73	66,563	1,21,641	49,023	..	7,870
Yugo-Slavia (Kingdom of the Serbs, Croats, and Slovenes) . . .	50	3,140
Portuguese East Africa	150	624	30,000	62,300
Egypt	825	82,000
Equador	5,453	5,38,438
Other Foreign Countries	42	37
TOTAL FOREIGN COUNTRIES . . .	70,806	99,160	17,380	3,004	10,868	79,23,606	1,02,36,831	17,94,979	3,05,378	9,85,656

GENERAL IMPORTS

(374)

No. 10—continued

ARTICLES, AND COUNTRIES OF CONSIGNMENT; ALSO SHARE OF EACH PROVINCE	QUANTITY					VALUE				
	1930-31	1931-32	1932-33	1933-34	1934-35	1930-31	1931-32	1932-33	1933-34	1934-35
	Tons	Tons	Tons	Tons	Tons	Rs	Rs	Rs	Rs	Rs
Sugar—continued										
Best Sugar (I. G)—continued										
Share of Bengal	40	30	20	4,850	3,875	2,487
“ Bombay	34,878	61,214	8,779	4,804	9,318	39,68,949	61,60,896	8,96,371	4,90,039	9,10,404
“ Sind	43,061	67,114	31,891	22,762	17,593	47,11,700	63,58,653	32,70,949	22,71,448	14,84,658
“ Burma	180	1	26,702	210	..	77	..
TOTAL, PROTECTED	78,119	118,359	40,690	27,566	26,811	87,12,201	1,25,12,864	41,69,807	27,61,504	24,04,082
Sugar, 15 Dutch Standard and below (I. G)—										
United Kingdom (including Channel Islands)	7	66	3	2,987	12,831	3,259	265	948
Ceylon (excluding Maldives)	1	126	219	13,977	1	6	..
Other British Possessions	13	2,271	171
TOTAL BRITISH EMPIRE	21	192	3	5,477	26,979	3,260	271	948
Germany	17	11	8,300	8,565	308
Netherlands	1	76	18	548	16,827	3,067
Belgium	18	40	3,763	11,608
Czechoslovakia	31	217	12	7,331	40,452	2,675
Java	7,434	9	12	6,05,219	1,002	3,179
United States of America— Via Atlantic Coast	188	271	29	48,246	68,611	0,216
Other Foreign Countries	29	1	5,996	667	..	185	..
TOTAL FOREIGN COUNTRIES	7,728	625	66	6,79,408	1,51,729	15,445	185	..
Share of Bengal	3,722	185	67	3,11,238	48,170	16,203	350	948
“ Bombay	162	437	37,504	1,06,041	360	100	..
“ Sind	3,636	7	3,09,342	2,687	1,557
“ Madras	239	188	2	26,672	21,738	585	6	..
“ Burma	24	72
TOTAL, PROTECTED	7,749	817	69	6,84,880	1,78,708	18,706*	456	948
Molasses (I. G)—										
TOTAL BRITISH EMPIRE	2	260	32	22	171	89
Java	102,022	40,191	31,991	2,401	415	42,63,704	15,82,105	10,66,480	68,208	8,281
Other Foreign Countries	81	23	140	14	1
TOTAL FOREIGN COUNTRIES	102,022	40,191	31,991	2,401	415	42,63,785	15,82,218	10,66,626	68,217	9,282
Share of Bengal	95,410	37,889	29,589	2,330	415	38,29,423	14,51,658	9,39,643	66,705	8,281
“ Bombay	1,173	287	68,984	15,118	..	117	78
“ Sind	187	857	398	8,444	35,231	14,057	41	..
“ Madras	4,586	919	1,831	3,16,866	64,524	1,01,613	10	..
“ Burma	598	239	182	21	..	40,488	15,689	11,335	1,516	12
TOTAL	102,024	40,191	31,991	2,401	415	42,63,995	15,82,250	10,66,648	68,988	8,371

* Include Rs. 1,500 representing imports of glucose powder which is not protected.

No. 10—continued

ARTICLES, AND COUNTRIES OF CONSIGNMENT; ALSO SHARE OF EACH PROVINCE	QUANTITY					VALUE				
	1930-31	1931-32	1932-33	1933-34	1934-35	1930-31	1931-32	1932-33	1933-34	1934-35
Sugar—concluded										
<i>Total Sugar—</i>										
	Tons	Tons	Tons	Tons	Tons	R	R	R	R	R
United Kingdom (including Channel Islands)	8,485	22,950	34,397	38,860	16,700	10,18,592	28,16,620	38,13,358	38,11,568	16,78,238
Ceylon (excluding Maldives)	5,724	1,088	77	5	2	9,46,542	1,39,985	8,606	689	504
Straits Settlements	483	899	233	153	234	1,46,314	82,885	52,362	37,131	50,988
Hongkong	4,221	8,526	1,406	1,762	1,970	7,34,608	6,19,509	2,85,082	2,72,919	2,87,111
Other British Possessions	26	1	..	1	..	5,202	579	246	302	191
TOTAL BRITISH EMPIRE	18,869	27,964	36,813	38,687	18,990	28,16,318	36,59,434	41,52,904	41,22,604	19,17,122
U. S. S. R.—										
Southern	42,579	88,129	11,172	44,77,806	86,85,041	11,53,728
Poland (including Danzig)	1,589	12,992	4,500	1,99,808	15,35,127	3,80,023
Germany	11,714	15,429	273	50	151	15,03,532	17,82,581	33,492	6,148	17,636
Netherlands	922	553	501	1,310	1,794	83,614	83,279	56,753	1,40,620	1,81,480
Belgium	349	221	2,503	1,870	2,072	75,937	46,710	2,65,533	2,06,703	1,94,163
France	38	..	1,055	224	333	3,710	2	83,506
Austria	18	400	4,271	47,500
Hungary	13,814	595	..	1,684	..	16,87,018	65,497	..	1,68,788	..
Czechoslovakia	553	1,128	506	..	78	75,744	1,75,031	71,536	..	7,270
Jugo-Slavia (Kingdom of the Serbs, Croats and Slovenes)	50	8,140
Java	911,768	406,949	327,129	196,827	176,351	9,85,23,729	4,51,99,155	3,40,38,023	1,98,60,302	1,03,05,018
Siam	11	21	12	94	59	3,321	2,536	3,117	27,343
China (exclusive of Hongkong and Macao)	894	1,489	796	1,639	1,891	1,31,172	2,84,604	1,52,325	2,21,658	2,65,500
Japan	1	141	4,039	3,546	2,727	356	20,579	5,28,086	4,57,603	2,08,050
Egypt	15	..	2,550	2,070	..	2,29,579
Portuguese East Africa	150	..	12,652	13,186	11,088	30,000	10	12,73,325	18,24,391	10,77,354
United States of America—										
<i>Vid Atlantic Coast</i>	198	271	29	48,251	63,811	6,307	52	2
<i>" Pacific "</i>	19	..	10	32
<i>Equador</i>	5,453	5,38,438
<i>Other Foreign Countries</i>	9	2	1	1	..	1,575	515	477	190	98
TOTAL FOREIGN COUNTRIES	984,308	528,310	365,128	225,125	204,351	10,68,00,236	5,70,93,822	3,81,27,204	2,20,74,420	1,01,68,154
<i>Share of Bengal</i>	<i>425,991</i>	<i>203,534</i>	<i>118,160</i>	<i>29,830</i>	<i>23,177</i>	<i>3,99,98,899</i>	<i>1,91,49,620</i>	<i>1,22,36,875</i>	<i>30,72,033</i>	<i>25,31,980</i>
<i>" Bombay</i>	<i>216,528</i>	<i>131,963</i>	<i>111,998</i>	<i>98,540</i>	<i>80,897</i>	<i>2,48,00,653</i>	<i>1,41,80,527</i>	<i>1,15,72,709</i>	<i>1,00,17,234</i>	<i>81,08,224</i>
<i>" Sind</i>	<i>231,602</i>	<i>113,083</i>	<i>89,593</i>	<i>61,668</i>	<i>52,052</i>	<i>2,65,47,119</i>	<i>1,23,79,265</i>	<i>93,01,237</i>	<i>62,54,319</i>	<i>43,61,523</i>
<i>" Madras</i>	<i>88,236</i>	<i>79,120</i>	<i>55,813</i>	<i>53,884</i>	<i>49,793</i>	<i>1,29,44,023</i>	<i>1,24,03,456</i>	<i>62,08,980</i>	<i>56,17,076</i>	<i>43,42,956</i>
<i>" Burma</i>	<i>40,780</i>	<i>25,574</i>	<i>26,873</i>	<i>19,870</i>	<i>17,428</i>	<i>52,95,300</i>	<i>35,40,338</i>	<i>29,67,397</i>	<i>21,35,281</i>	<i>17,40,594</i>
TOTAL	1,003,177	556,274	401,741	263,712	223,347	10,96,46,554	6,16,53,250	4,22,87,198	2,70,97,033	2,10,85,276
Tallow and Stearine—										
<i>Grease (excluding mineral grease) (H. L.)—</i>										
	Cwts.	Cwts.	Cwts.	Cwts.	Cwts.					
United Kingdom (including Channel Islands)	4,668	4,946	4,328	7,053	1,527	73,372	58,935	57,663	74,922	20,553
Commonwealth of Australia	355	566	8,150	9,740	..	15	..
Other British Possessions	57	8	5	50	3	1,074	334	129	326	51
TOTAL BRITISH EMPIRE	5,080	5,520	4,333	7,103	1,530	83,102	69,009	57,792	75,243	20,609
United States of America—										
<i>Vid Atlantic Coast</i>	1,702	307	1,589	478	1,257	33,865	15,994	27,521	6,993	11,236
<i>" Pacific "</i>	230	12	37	2,687	320	260	0
<i>Other Foreign Countries</i>	37	192	286	19	594	1,107	4,593	4,826	1,041	5,541
TOTAL FOREIGN COUNTRIES	1,739	1,229	1,887	534	1,851	34,472	23,274	32,473	8,294	16,786

No. 10—continued

ARTICLES, AND COUNTRIES OF CONSIGNMENT; ALSO SHARE OF EACH PROVINCE	QUANTITY					VALUE				
	1930-31	1931-32	1932-33	1933-34	1934-35	1930-31	1931-32	1932-33	1933-34	1934-35
						R	R	R	R	R
Tea—										
<i>Black (I. H.)—</i>										
	Lbs.	Lbs.	Lbs.	Lbs.	Lbs.					
United Kingdom (including Channel Islands)	9,139	7,292	3,870	5,886	9,785	8,618	6,960	3,693	5,761	9,514
Ceylon (excluding Maldives)	1,726,364	2,290,933	1,891,114	827,331	511,780	12,28,285	15,46,169	11,27,396	6,02,221	3,43,992
Straits Settlements	144,339	80,526	79,215	20,632	18,001	95,988	55,705	62,820	17,577	10,180
Hongkong	81,105	54,093	20,891	10,060	17,241	59,750	34,629	17,131	11,139	6,977
Kenya Colony	21	26,212	394	38	16	15	20,126	289	44	8
Commonwealth of Australia	159,142	98	49	130	104	10,707	69	33	88	39
Other British Possessions	2,020	208	4,240	626	89	1,817	161	3,152	766	39
TOTAL BRITISH EMPIRE	1,978,130	2,471,351	2,005,779	877,809	557,016	14,05,080	16,69,819	12,04,414	6,37,561	3,75,749
TOTAL FOREIGN COUNTRIES	1,583,296	1,848,534	397,690	52,279	64,788	9,17,458	5,96,597	2,13,721	94,067	86,791
<i>Share of Bengal</i>	<i>894,634</i>	<i>469,765</i>	<i>117,717</i>	<i>8,312</i>	<i>23,647</i>	<i>5,50,716</i>	<i>2,53,557</i>	<i>85,105</i>	<i>5,560</i>	<i>20,662</i>
<i>Bombay</i>	<i>1,695,669</i>	<i>2,490,978</i>	<i>1,561,693</i>	<i>728,838</i>	<i>492,713</i>	<i>11,10,815</i>	<i>16,09,177</i>	<i>9,45,426</i>	<i>4,60,416</i>	<i>3,37,367</i>
<i>Sind</i>	<i>339,509</i>	<i>442,081</i>	<i>412,942</i>	<i>102,754</i>	<i>23,400</i>	<i>2,58,990</i>	<i>2,68,507</i>	<i>2,14,453</i>	<i>60,492</i>	<i>19,176</i>
<i>Madras</i>	<i>274,627</i>	<i>171,624</i>	<i>39,821</i>	<i>13,428</i>	<i>4,331</i>	<i>1,45,916</i>	<i>72,982</i>	<i>31,638</i>	<i>6,028</i>	<i>2,606</i>
<i>Burma</i>	<i>356,949</i>	<i>254,437</i>	<i>221,305</i>	<i>76,506</i>	<i>72,913</i>	<i>2,56,100</i>	<i>1,62,093</i>	<i>1,41,513</i>	<i>49,152</i>	<i>32,438</i>
TOTAL	3,561,426	3,819,885	2,403,478	929,888	622,404	23,22,538	22,66,416	14,18,135	5,71,648	4,12,540
<i>Green (I. H.)—</i>										
	Lbs.	Lbs.	Lbs.	Lbs.	Lbs.					
United Kingdom (including Channel Islands)	8,345	2,435	3,231	119	277	8,477	2,048	2,156	177	213
Ceylon (excluding Maldives)	414,781	431,986	94,481	60,887	210	3,12,848	2,63,215	55,839	23,189	136
Straits Settlements	2,444	15,617	401	323	499	2,320	9,230	342	267	364
Other British Possessions	2,284	4,216	2,679	5,041	1,957	2,687	4,011	2,282	4,341	1,607
TOTAL BRITISH EMPIRE	427,854	454,254	100,792	56,364	2,013	3,26,327	2,78,510	60,619	27,974	2,370
TOTAL FOREIGN COUNTRIES	2,658,081	2,695,118	3,204,747	3,720,802	2,449,670	19,18,782	18,12,238	19,84,170	19,13,628	11,07,720
<i>Share of Bengal</i>	<i>105,266</i>	<i>31,053</i>	<i>17,478</i>	<i>24,932</i>	<i>1,329</i>	<i>88,708</i>	<i>26,011</i>	<i>10,243</i>	<i>9,644</i>	<i>799</i>
<i>Bombay</i>	<i>2,755,030</i>	<i>2,909,341</i>	<i>3,006,562</i>	<i>3,306,753</i>	<i>1,559,426</i>	<i>19,83,204</i>	<i>19,33,217</i>	<i>18,30,864</i>	<i>16,94,396</i>	<i>8,57,946</i>
<i>Sind</i>	<i>210,481</i>	<i>185,384</i>	<i>327,506</i>	<i>422,218</i>	<i>865,120</i>	<i>1,59,876</i>	<i>1,12,226</i>	<i>1,90,736</i>	<i>2,09,182</i>	<i>4,19,581</i>
<i>Burma</i>	<i>12,458</i>	<i>20,589</i>	<i>15,303</i>	<i>32,343</i>	<i>26,708</i>	<i>13,523</i>	<i>19,390</i>	<i>12,947</i>	<i>23,310</i>	<i>21,795</i>
TOTAL	3,086,835	3,140,367	3,366,539	3,786,166	2,452,583	22,46,109	20,90,748	20,44,789	19,41,502	13,00,090

GENERAL IMPORTS

(378)

No. 10—continued

ARTICLES, AND COUNTRIES OF CONSIGNMENT; ALSO SHARE OF EACH PROVINCE	QUANTITY					VALUE				
	1930-31	1931-32	1932-33	1933-34	1934-35	1930-31	1931-32	1932-33	1933-34	1934-35
	Lbs.	Lbs.	Lbs.	Lbs.	Lbs.	R	R	R	R	R
Tea—continued										
Total Tea—										
United Kingdom (including Channel Islands)	17,484	9,717	7,107	5,990	10,062	17,095	9,008	5,740	5,028	9,727
Ceylon (excluding Maldives)	2,141,145	2,728,924	1,985,595	878,218	511,000	15,41,078	18,09,384	11,83,235	5,25,410	3,49,176
Straits Settlements	146,788	102,137	79,610	20,955	10,070	98,258	64,941	53,162	17,844	10,544
Hongkong	83,357	58,277	29,523	21,890	19,190	62,400	38,613	19,375	15,420	8,576
Kenya Colony	21	26,216	..	38	16	15	26,189	..	44	8
Commonwealth of Australia	15,142	122	94	159	104	10,707	99	69	106	30
Other British Possessions	2,052	212	4,036	714	97	1,845	164	3,443	803	47
TOTAL BRITISH EMPIRE	2,405,984	2,925,006	2,106,571	983,973	560,529	17,31,407	19,48,329	12,65,033	5,65,655	8,78,119
Turkey, Asiatic	..	21,715	15,480	10,300	7,740
Iraq	30,460	43	23,473	35	..	29,132	30	11,747	17	..
Iran	4,690	15	21	2,689	6	5,508	11	13	1,544	3
Sumatra	..	122,172	86,573	59,844	44,072
Java	1,388,383	1,103,631	201,898	3,050	77	7,05,531	4,50,333	1,00,594	1,347	61
China (exclusive of Hongkong and Macao)	2,799,776	2,780,166	3,017,688	3,040,132	1,420,623	20,27,401	18,71,424	18,40,263	10,13,270	8,74,355
Japan	10,006	14,189	313,815	735,479	1,093,152	5,619	9,100	1,91,554	3,30,707	4,59,417
Other Foreign Countries	9,462	1,716	3,493	698	595	3,047	1,288	1,908	710	675
TOTAL FOREIGN COUNTRIES	4,242,277	4,043,647	3,662,446	3,782,081	2,514,458	28,36,238	24,08,830	21,97,891	19,47,595	13,24,511
Share of Bengal	999,950	494,813	134,395	33,164	24,876	6,39,422	2,79,568	95,348	16,104	21,331
" Bombay	4,454,299	5,400,319	4,567,345	4,035,641	2,052,139	30,94,019	34,42,394	27,76,290	21,54,312	11,85,812
" Sind	549,381	627,465	740,448	524,972	393,520	4,18,066	3,80,732	4,05,188	2,59,874	4,38,757
" Madras	274,627	171,524	89,821	13,428	4,831	1,45,915	72,982	31,538	6,028	2,500
" Burma	369,404	275,026	236,608	108,349	93,621	2,69,623	1,81,383	1,54,460	77,532	54,230
TOTAL	6,648,201	6,969,252	5,769,017	4,716,054	3,074,987	45,67,046	43,57,159	34,62,924	25,13,150	17,12,030
Tea-chests, entire or in sections—										
(Of Iron or Steel or other metal (III. U)—										
United Kingdom (including Channel Islands)	—	—	—	—	—	2,31,380	2,57,486	21,407	97,303	1,35,378
Ceylon (excluding Maldives)	—	—	—	—	—	311	2,175
TOTAL BRITISH EMPIRE	—	—	—	—	—	2,31,697	2,57,486	21,407	97,303	1,37,553
U. S. S. R.—										
Northern	—	—	—	—	—	..	4,542	6,083
Germany	—	—	—	—	—	36,899	16,775	12,722	6,522	4,078
Belgium	—	—	—	—	—	9,903	5,032	1,088	1,005	1,269
Other Foreign Countries	—	—	—	—	—	1,623	1,710
TOTAL FOREIGN COUNTRIES	—	—	—	—	—	46,802	26,349	13,790	9,156	13,120
Share of Bengal	—	—	—	—	—	169	..	7,299
" Bombay	—	—	—	—	—
" Madras	—	—	—	—	—	2,77,909	2,83,835	35,029	1,06,543	1,43,374
TOTAL	—	—	—	—	—	2,77,909	2,88,835	35,197	1,06,543	1,50,678
(Of Wood (III. U)—										
United Kingdom (including Channel Islands)	—	—	—	—	—	45,45,959	31,37,200	34,15,709	37,15,026	37,25,458
Other British Possessions	—	—	—	—	—	574	1,615	378	507	989
TOTAL BRITISH EMPIRE	—	—	—	—	—	45,46,533	34,38,824	34,16,177	37,16,132	37,26,447

No. 10—continued

ARTICLES, AND COUNTRIES OF CONSIGNMENT; ALSO SHARE OF EACH PROVINCE	QUANTITY					VALUE				
	1930-31	1931-32	1932-33	1933-34	1934-35	1930-31	1931-32	1932-33	1933-34	1934-35
Tea-chests, entire or in sections— continued						R	R	R	R	R
<i>Of Wood (III. U)</i> —continued										
U. S. S. R.—										
Northern	—	—	—	—	—	42,005	24,781	9,663	19,700	17,114
Southern	—	—	—	—	—	..	2,274	22,808	17,192	5,507
Finland	—	—	—	—	—	3,32,053	1,01,605	2,08,909	2,44,768	2,12,710
Estonia	—	—	—	—	—	8,90,615	5,80,902	4,51,278	7,67,115	7,26,517
Latvia	—	—	—	—	—	13,775	..	2,471
Sweden	—	—	—	—	—	6,691	5,984	60,807	55,814	32,137
Norway	—	—	—	—	—	354	22,830	..
Denmark	—	—	—	—	—	320	3,122	37,586
Poland (including Danzig) .	—	—	—	—	—	418	..	5,620	765	8,708
Germany	—	—	—	—	—	1,72,115	3,78,308	3,49,474	1,94,401	1,40,402
Belgium	—	—	—	—	—	6,262	10,808	6,983	579	273
Japan	—	—	—	—	—	76,434	1,08,023	95,929	1,88,760	1,47,553
Other Foreign Countries .	—	—	—	—	—	..	1,104	4,261	307	..
TOTAL FOREIGN COUNTRIES	—	—	—	—	—	15,28,137	13,08,879	13,20,106	15,15,449	13,31,128
Share of Bengal	—	—	—	—	—	53,53,141	42,04,519	37,64,263	43,28,021	41,34,266
" Madras	—	—	—	—	—	7,32,529	5,43,184	9,78,020	9,03,558	9,23,289
" Burma	—	—	—	—	—	2	..
TOTAL	—	—	—	—	—	60,74,670	47,47,703	47,42,283	52,31,581	50,57,575
Total value of Tea-chests, entire or in sections—										
United Kingdom (including Channel Islands)	—	—	—	—	—	47,77,345	36,94,695	34,37,200	38,13,018	38,00,836
Other British Possessions .	—	—	—	—	—	885	1,615	378	507	3,104
TOTAL BRITISH EMPIRE .	—	—	—	—	—	47,78,230	36,96,310	34,37,578	38,13,525	38,04,000
U. S. S. R.—										
Northern	—	—	—	—	—	42,005	20,323	9,663	10,796	23,177
Southern	—	—	—	—	—	..	2,274	22,808	17,192	5,507
Finland	—	—	—	—	—	3,32,053	1,01,605	2,08,909	2,44,768	2,12,710
Estonia	—	—	—	—	—	8,90,615	5,80,902	4,51,278	7,67,115	7,26,517
Latvia	—	—	—	—	—	13,775	..	2,471
Sweden	—	—	—	—	—	6,691	5,984	60,807	57,437	33,840
Norway	—	—	—	—	—	354	22,830	..
Denmark	—	—	—	—	—	320	3,122	37,586
Poland (including Danzig) .	—	—	—	—	—	418	..	5,620	765	8,708
Germany	—	—	—	—	—	2,08,514	3,05,083	3,02,190	2,00,923	1,44,540
Belgium	—	—	—	—	—	16,165	16,930	8,051	1,584	1,542
Japan	—	—	—	—	—	76,434	1,03,938	95,929	1,88,760	1,47,500
Other Foreign Countries .	—	—	—	—	—	..	1,104	4,261	307	..
TOTAL FOREIGN COUNTRIES	—	—	—	—	—	15,74,439	13,85,228	13,30,806	15,24,599	13,44,248
Share of Bengal	—	—	—	—	—	53,53,141	42,04,519	37,64,431	43,28,021	41,41,585
" Madras	—	—	—	—	—	10,00,528	8,27,019	10,13,049	10,10,101	10,66,663
" Burma	—	—	—	—	—	2	..
TOTAL	—	—	—	—	—	63,52,669	50,31,538	47,77,480	53,38,124	52,08,248
Telegraphs, materials for construction and accessories (excluding Electrical) (III. D)—										
United Kingdom (including Channel Islands)	—	—	—	—	—	4,142	661	528	7,246	297

GENERAL IMPORTS

(380)

No. 10—continued

ARTICLES AND COUNTRIES OF CONSIGNMENT; ALSO SHARE OF EACH PROVINCE	QUANTITY					VALUE				
	1930-31	1931-32	1932-33	1933-34	1934-35	1930-31	1931-32	1932-33	1933-34	1934-35
						₹	₹	₹	₹	₹
Telegraphs, materials for construction and accessories (excluding Electrical) (III. D)—continued										
Share of Bengal . . .	—	—	—	—	—	..	263	..	3,016	87
.. Bombay . . .	—	—	—	—	—	..	68	87
.. Sind . . .	—	—	—	—	—	441
.. Madras . . .	—	—	—	—	—	1,445	60	..	4,539	..
.. Burma . . .	—	—	—	—	—	2,697	186	..	92	200
TOTAL	—	—	—	—	—	4,142	561	528	7,640	297
Telephones, materials for construction and accessories (excluding Electrical) (III. D)—										
United Kingdom (including Channel Islands) . . .	—	—	—	—	—	1,14,731	65,192	17,075	44,034	14,986
Ceylon (excluding Maldives)	—	—	—	—	—	191
TOTAL BRITISH EMPIRE	—	—	—	—	—	1,14,922	65,192	17,075	44,034	14,986
Sweden	—	—	—	—	—	11,497	608	1,764	9,552	1,803
Belgium	—	—	—	—	—	6,486	1,347	1,848	873	6,117
Other Foreign Countries . . .	—	—	—	—	—	2,630	3,577	5,101	5,724	1,283
TOTAL FOREIGN COUNTRIES	—	—	—	—	—	20,616	5,530	6,713	16,149	9,263
Share of Bengal . . .	—	—	—	—	—	38,211	41,553	24,295	34,412	92,708
.. Bombay . . .	—	—	—	—	—	65,432	4,136	1,032	16,743	6
.. Sind . . .	—	—	—	—	—	114
.. Madras . . .	—	—	—	—	—	27,874	16,616	..	9,677	1,168
.. Burma . . .	—	—	—	—	—	4,091	8,416	297	461	368
TOTAL	—	—	—	—	—	1,36,593	70,722	25,788	60,183	24,249
Textiles—										
Cotton—										
Raw (II. M)—										
United Kingdom (including Channel Islands) . . .	2,470	516	609	4	1,384	27,41,660	4,16,344	4,69,569	4,418	11,99,293
Union of South Africa	81	45	60	62	4	74,980	45,233
Zanzibar and Pemba	37	14	28,918	14,000	..
Kenya Colony	22,098	32,155	20,694	24,188	32,725	2,87,96,352	3,16,81,694	1,77,65,761	2,02,26,478	2,76,58,418
Tanganyika Territory . . .	892	569	943	2,589	2,427	10,40,365	4,61,380	8,13,918	23,01,611	22,12,701
Uganda Protectorate	27	27	26,260	30,000
Anglo-Egyptian Sudan . . .	34	1,676	6,447	871	3,354	38,930	16,86,380	66,24,750	7,10,299	20,35,659
Other British Possessions . .	1	1	1,713	1,285	422	150	312
TOTAL BRITISH EMPIRE	26,090	34,947	28,730	27,774	39,002	3,26,14,690	3,42,47,095	2,56,93,337	2,33,67,186	3,40,81,621
Germany	4	5	6,400	7,507	193	63	61
Belgium	3	18	2,900	20,000	1	12	..
Italy (including Fiume) . . .	675	5	118	6,70,585	8,759	86,974	..	160
Syria	8	7	6,002	6,490
Iraq	11	8	8,78	1,120	3,760	..
Iran	75	405	863	874	129	60,093	2,42,838	4,47,802	4,33,051	4,17,132
Japan	481	292	96	..	1	5,27,618	2,03,279	81,974	298	1,304
Egypt	21,348	14,866	9,135	6,068	16,911	2,16,71,981	1,31,02,293	77,93,690	58,30,650	1,54,78,305
Portuguese East Africa . . .	30	30,200

No. 10—continued

ARTICLES, AND COUNTRIES OF CONSIGNMENT; ALSO SHARE OF EACH PROVINCE	QUANTITY					VALUE				
	1930-31	1931-32	1932-33	1933-34	1934-35	1930-31	1931-32	1932-33	1933-34	1934-35
						₹	₹	₹	₹	₹
Textiles—continued										
Cotton—continued										
Raw (H. M.)—continued	Tons	Tons	Tons	Tons	Tons					
United States of America—										
Via Atlantic Coast	8,547	25,840	44,859	7,026	482	72,97,230	1,98,70,815	3,76,75,667	55,71,256	4,60,837
" Pacific "	1,209	2,775	932	1,160	1,156	10,18,222	24,86,402	7,82,502	8,26,701	11,40,533
Mexico	92	80,000
Peru	45	1,264	36,730	11,92,080
Brazil	54	63,400
Other Foreign Countries	7	5	4,325	536	14	249	2,141
TOTAL FOREIGN COUNTRIES	32,374	44,376	56,023	15,122	20,602	8,12,79,551	8,60,92,218	4,08,79,227	1,22,02,520	1,87,50,503
Share of Bengal	617	1,093	1,022	757	1,567	5,76,598	10,00,083	9,22,764	6,78,373	15,29,607
" Bombay	67,779	75,808	82,172	41,430	57,801	6,32,50,293	6,79,11,927	7,04,26,141	3,41,96,653	6,00,81,592
" Sind	1	31	682	102	380	372	13,804
" Madras	67	2,422	1,564	659	1,165	65,645	14,27,056	12,34,103	6,94,412	12,12,753
" Burma	415	158	718	196	463
TOTAL	58,464	79,823	84,758	42,896	60,564	6,38,93,631	7,08,30,308	7,25,72,564	8,55,70,006	6,28,38,124
Waste (H. M.)—	Cwts.	Cwts.	Cwts.	Cwts.	Cwts.					
TOTAL BRITISH EMPIRE	199	15	32	48	85	8,026	397	718	688	1,723
TOTAL FOREIGN COUNTRIES	2	4	4	60	62	42
Share of Bengal	22	15	25	43	81	627	397	554	559	1,668
" Bombay	6	1	150	16
" Sind	17
" Madras	153	1,759
" Burma	20	4	7	5	7	550	62	137	119	81
TOTAL	201	19	32	49	80	3,086	459	718	688	1,765
Twist and Yarn—										
Grey (unbleached) Nos. 1 to 10 (III. P)—	Lbs.	Lbs.	Lbs.	Lbs.	Lbs.					
China (exclusive of Hongkong and Macao)	39,083	11,404
Other Foreign Countries	8,000	8	3,500	4
TOTAL FOREIGN COUNTRIES	8,000	39,091	3,500	11,408
Share of Bombay	8,000	39,033	3,500	11,494
" Burma	8	4
TOTAL	8,000	39,091	3,500	11,408
Grey (unbleached) Nos. 11 to 15 (III. P)—	Lbs.	Lbs.	Lbs.	Lbs.	Lbs.					
United Kingdom (including Channel Islands)	12,396	8,012	1,908	..	2,448	13,267	4,805	1,599	..	1,577
Other British Possessions	2,400	750
TOTAL BRITISH EMPIRE	12,396	8,012	4,308	..	2,448	13,267	4,805	2,349	..	1,577
TOTAL FOREIGN COUNTRIES	..	798	..	12,601	4	..	740	..	5,758	2

GENERAL IMPORTS

No. 10—continued

ARTICLES, AND COUNTRIES OF ORIGIN; ALSO SHARE OF EACH PROVINCE	QUANTITY					VALUE				
	1930-31	1931-32	1932-33	1933-34	1934-35	1930-31	1931-32	1932-33	1933-34	1934-35
	R	R	R	R	R	R	R	R	R	R
Textiles—continued										
Cotton—continued										
Twist and Yarn—continued										
Grey (unbleached) Nos. 11 to 15 (III. P)—continued	Lbs.	Lbs.	Lbs.	Lbs.	Lbs.					
Share of Bengal	12,396	..	4,308	1,091	..	12,267	..	2,349	1,388	..
„ Bombay	..	810	..	11,600	748	..	4,350	..
„ Sind	2,448	1,577
„ Madras	..	8,000	4	..	4,799	2
TOTAL	12,396	8,810	4,308	12,691	2,452	12,267	5,545	2,349	5,738	1,579
Grey (unbleached) Nos. 16 to 20 (III. P)—	Lbs.	Lbs.	Lbs.	Lbs.	Lbs.					
United Kingdom (including Channel Islands)	195,311	68,539	68,514	36,967	13,634	2,02,574	64,585	57,710	32,555	12,454
Iran	35,400	14,800	20,025	7,906
China (exclusive of Hongkong and Macao)	10,600	34,400	6,000	63,200	70,000	5,781	10,657	2,823	35,704	34,412
Japan	43,230	4,835	614,000	41,600	53,536	24,480	2,887	3,07,937	23,220	30,482
Egypt	1,200	225
TOTAL FOREIGN COUNTRIES	55,090	39,235	620,000	140,200	138,336	30,486	19,544	3,10,760	78,940	72,800
Share of Bengal	219,026	88,139	32,740	34,746	12,760	2,15,856	71,048	61,669	30,614	11,186
„ Bombay	24,580	15,235	604,500	131,821	126,400	12,846	7,304	3,05,966	75,862	65,819
„ Madras	5,565	400	1,274	..	800	3,766	337	865	..	660
„ Burma	1,230	4,000	..	10,600	12,010	562	2,440	..	5,028	7,600
TOTAL	250,401	107,774	688,514	177,167	151,970	2,33,060	84,129	3,68,500	1,11,504	85,254
Grey (unbleached) Nos. 21 to 25 (III. P)—	Lbs.	Lbs.	Lbs.	Lbs.	Lbs.					
United Kingdom (including Channel Islands)	29,311	8,890	10,577	9,734	11,911	33,842	3,747	10,317	8,955	11,324
Ceylon (excluding Maldives)	1,686	684
TOTAL BRITISH EMPIRE	29,311	8,890	10,577	9,734	13,597	33,842	3,747	10,317	8,955	12,008
Iran	40,407	25,377
Japan	2	1
TOTAL FOREIGN COUNTRIES	40,409	25,378
Share of Bengal	27,462	3,890	10,577	9,734	8,911	32,038	3,747	10,317	8,955	8,608
„ Bombay	343	40,467	489	25,377
„ Madras	1,506	1,686	1,316	684
„ Burma	3,002	2,717
TOTAL	29,311	8,890	10,577	9,734	54,046	33,842	3,747	10,317	8,955	37,386
Grey (unbleached) Nos. 26 to 30 (III. P)—	Lbs.	Lbs.	Lbs.	Lbs.	Lbs.					
United Kingdom (including Channel Islands)	204,308	320,704	611,790	402,528	607,747	1,48,425	1,88,484	3,05,577	2,44,015	3,87,688
Straits Settlements	1,668	1,220
TOTAL BRITISH EMPIRE	205,976	320,704	611,790	402,528	607,747	1,49,645	1,88,484	3,05,577	2,44,015	3,87,688
Japan	600	147,700	95,030	130,374	208,204	442	1,03,054	58,185	71,012	1,53,394
Other Foreign Countries	..	56	13,238	..	56	4,180
TOTAL FOREIGN COUNTRIES	600	147,816	95,030	130,374	221,532	442	1,03,110	58,185	71,012	1,57,574
Share of Bengal	160,012	175,611	429,924	392,538	588,628	1,10,074	1,12,906	2,55,499	2,35,947	3,69,707
„ Bombay	32,464	12,372	6,050	10,900	37,804	28,741	10,818	4,032	9,075	29,615
„ Sind	..	5,046	2,000	..	13,238	..	3,331	916	..	4,136
„ Madras	5,900	127,231	137,806	..	625	5,588	61,435	79,842	..	570
„ Burma	8,200	147,760	132,040	129,474	248,394	5,684	1,03,054	83,423	70,606	1,41,090
TOTAL	205,576	468,520	706,820	582,902	390,279	1,50,087	2,91,594	4,23,762	3,16,637	5,45,218

No. 13—continued

ARTICLES, AND COUNTRIES OF CONSIGNMENT; ALSO SHARE OF EACH PROVINCE	QUANTITY					VALUE				
	1930-31	1931-32	1932-33	1933-34	1934-35	1930-31	1931-32	1932-33	1933-34	1934-35
						₹	₹	₹	₹	₹
Textiles—continued										
Cotton—continued										
Towel and Yarn—continued										
Grey (unbleached) Nos. 31 to 40 (III. P)—	Lbs.	Lbs.	Lbs.	Lbs.	Lbs.					
United Kingdom (including Channel Islands)	883,619	1,223,730	1,410,237	1,268,791	7,31,295	7,84,316	8,44,668	9,36,883	8,57,501	5,30,047
Straits Settlements	20,000	80,000	15,000	51,051
Hongkong	20,000	..	20,000	16,067	..	12,221
Other British Possessions	252	132
TOTAL BRITISH EMPIRE	903,871	1,243,730	1,510,237	1,268,791	7,31,295	801,115	8,59,668	10,00,755	8,57,501	5,30,047
Germany	4,500	56	6,216	132
Italy (including Fiume)	22,000	..	2,000	19,571	..	2,353
Siam	100,000	80,000	55,802	49,346	..
China (exclusive of Hong- kong and Macao)	10,105,630	11,140,038	11,534,400	7,554,080	5,021,600	81,53,202	75,77,359	71,06,550	46,06,572	32,89,242
Japan	2,095,317	375,722	6,232,200	4,613,600	1,358,142	18,11,721	2,74,061	88,05,709	29,13,313	8,89,626
Other Foreign Countries	10	1,650	800	13	839	600
TOTAL FOREIGN COUNTRIES	12,227,457	11,527,310	17,868,600	12,247,680	6,380,598	99,90,818	78,52,250	1,10,60,220	75,09,231	41,79,000
Share of Bengal	3,286,535	3,483,776	12,077,340	11,537,867	6,612,467	66,33,202	57,46,647	74,80,237	71,67,315	36,83,513
„ Bombay	2,558,433	3,120,239	4,766,346	1,562,554	1,453,364	21,94,260	21,49,261	31,11,172	19,29,008	10,04,278
„ Sind	5,200	5,299	3,880	3,238
„ Madras	2,222,310	1,113,775	2,452,737	338,050	30,990	19,18,524	7,77,632	14,13,964	2,10,860	20,237
„ Burma	54,000	48,000	77,116	23,000	10,072	45,952	34,457	52,314	19,559	7,819
TOTAL	13,181,928	12,771,040	19,878,837	13,516,471	7,111,893	1,07,91,928	87,11,927	1,20,00,975	84,20,732	47,15,047
Grey (unbleached) Nos. 41 to 50 (III. P)—	Lbs.	Lbs.	Lbs.	Lbs.	Lbs.					
United Kingdom (including Channel Islands)	385,509	265,691	409,300	443,805	362,271	4,31,100	2,42,952	3,58,490	3,78,235	317,515
China (exclusive of Hong- kong and Macao)	2,000	..	40,000	20,000	..	2,000	..	24,903	12,452	..
Japan	47,000	32,000	4,200	30,905	22,172	4,000
TOTAL FOREIGN COUNTRIES	2,000	..	87,000	52,000	4,200	2,000	..	55,808	34,624	4,000
Share of Bengal	122,718	116,536	234,786	189,353	128,765	1,24,919	95,534	1,64,805	1,29,530	98,231
„ Bombay	212,646	61,620	131,685	209,517	227,567	2,40,459	58,332	1,20,493	1,95,465	2,13,710
„ Sind	1,914	1,091
„ Madras	58,145	87,535	129,839	96,935	9,135	67,723	89,986	1,24,000	87,864	3,475
TOTAL	387,509	265,691	490,860	495,805	366,471	4,33,100	2,42,952	4,09,298	4,12,859	3,21,515
Grey (unbleached) Nos. 51 to 60 (III. P)—	Lbs.	Lbs.	Lbs.	Lbs.	Lbs.					
United Kingdom (including Channel Islands)	1,671,268	2,041,117	3,277,539	2,191,476	1,822,126	10,67,477	29,14,195	30,84,756	19,57,360	16,08,979
Hongkong	30,000	22,509
TOTAL BRITISH EMPIRE	1,671,268	2,041,117	3,277,539	2,191,476	1,852,126	10,67,477	29,14,195	30,84,756	19,57,360	17,21,479
China (exclusive of Hongkong and Macao)	20,000	2,883,100	17,590	22,06,436
Japan	10,000	2,400	28,000	96,620	283,000	12,086	3,429	25,220	85,407	2,43,488
Other Foreign Countries	800	1,200	979	1,779
TOTAL FOREIGN COUNTRIES	10,000	3,200	29,200	116,620	3,176,100	12,086	4,409	26,999	1,02,997	24,49,924

GENERAL IMPORTS

(384)

No. 10—continued

ARTICLES AND COUNTRIES OF CONSIGNMENT; ALSO SHARE OF EACH PROVINCE	QUANTITY					VALUE				
	1930-31	1931-32	1932-33	1933-34	1934-35	1930-31	1931-32	1932-33	1933-34	1934-35
<i>Textiles—continued</i>										
<i>Cotton—continued</i>										
<i>Twist and Yarn—continued</i>										
Grey (unbleached) Nos. 51 to 60 (III. P)— <i>continued</i>	Lbs.	Lbs.	Lbs.	Lbs.	Lbs.	R	R	R	R	R
Share of Bengal . . .	152,600	400,522	303,392	418,991	1,103,145	1,39,875	3,37,118	2,57,844	3,32,433	5,94,775
„ Bombay . . .	206,739	89,883	131,724	68,363	1,844,822	2,17,911	94,464	1,13,551	63,480	14,22,257
„ Sind	1,800	..	200	1,760	..	378
„ Madras . . .	1,317,929	2,451,921	2,860,823	1,820,642	2,070,969	16,18,176	24,85,184	27,34,413	16,64,470	18,53,993
„ Burma . . .	4,000	2,000	4,000	3,601	1,837	4,181
TOTAL	1,881,268	2,944,326	3,306,739	2,307,990	50,28,226	19,79,583	29,18,908	31,11,755	20,60,868	41,71,403
Grey (unbleached) Nos. 61 to 100 (III. P)—	Lbs.	Lbs.	Lbs.	Lbs.	Lbs.					
United Kingdom (including Channel Islands) . . .	838,843	1,143,499	1,488,786	1,530,974	1,721,392	12,04,732	14,07,038	18,66,397	19,09,804	20,99,940
China (exclusive of Hongkong and Macao)	14,000	13,378
Japan	3,500	7,100	19,100	6,550	..	4,780	8,459	20,612	5,961
TOTAL FOREIGN COUNTRIES	..	3,500	7,100	19,100	20,550	..	4,780	8,459	20,612	10,339
Share of Bengal . . .	383,992	523,398	643,722	586,074	733,053	4,91,533	6,08,190	7,55,391	6,52,932	8,43,771
„ Bombay . . .	125,906	62,608	66,141	158,138	160,810	1,94,921	86,002	81,167	1,38,058	1,94,712
„ Sind	3,600	18,543	4,029	21,719	..	4,689	25,567	5,218	30,395
„ Madras . . .	328,944	557,395	767,480	352,533	826,355	5,18,278	7,12,937	10,02,231	10,84,208	10,50,401
TOTAL	838,843	1,140,999	1,495,886	1,600,074	1,741,942	12,04,732	14,11,818	18,74,856	19,30,416	21,19,270
Grey (unbleached) above No. 100 (III. P)—	Lbs.	Lbs.	Lbs.	Lbs.	Lbs.					
United Kingdom (including Channel Islands) . . .	114,257	82,207	83,511	89,307	135,840	2,92,378	64,745	1,51,308	1,46,010	2,31,631
China (exclusive of Hongkong and Macao) . . .	72,139	59,607
Japan	60	106
TOTAL FOREIGN COUNTRIES	72,139	60	59,607	106
Share of Bengal . . .	13,485	19,772	42,605	48,777	75,410	34,265	37,918	75,030	78,706	1,22,087
„ Bombay . . .	23,842	400	2,151	2,168	..	49,786	762	3,151	3,268	..
„ Madras . . .	76,930	12,035	38,755	38,362	60,480	2,08,337	26,065	73,187	64,036	1,09,650
„ Burma . . .	72,139	59,607
TOTAL	186,396	82,207	83,511	89,307	135,890	3,51,985	64,745	1,51,308	1,46,010	2,31,737
Grey two-folds (doubles) (III. P)—(a)	Lbs.	Lbs.	Lbs.	Lbs.						
United Kingdom (including Channel Islands) . . .	808,565	1,124,278	835,896	387,105	—	11,21,623	13,94,730	9,03,605	4,35,895	—
Hongkong	20,000	—	15,294	—
TOTAL BRITISH EMPIRE	808,565	1,124,278	835,896	407,105	—	11,21,623	13,94,730	9,08,905	4,51,189	—
Italy (including Fiume) . . .	12,880	127,600	1,250	..	—	10,896	1,03,115	951	..	—
Iran	20,800	—	12,534	—
China (exclusive of Hongkong and Macao) . . .	1,526,199	2,016,900	1,715,000	2,551,606	—	13,39,885	15,98,661	12,60,916	17,92,900	—
Japan . . .	825,702	438,950	2,852,520	1,362,639	—	8,93,154	3,97,747	21,08,500	11,41,821	—
Other Foreign Countries . . .	164	807	..	50	—	410	958	..	121	—
TOTAL FOREIGN COUNTRIES	2,364,925	2,584,257	4,568,750	3,935,095	—	21,84,345	21,05,471	33,74,367	29,47,412	—
Share of Bengal . . .	493,089	535,663	1,080,560	1,239,489	—	5,07,061	4,76,849	7,42,720	8,76,088	—
„ Bombay . . .	2,270,689	2,578,782	3,422,816	2,320,448	—	24,44,359	25,87,495	30,60,609	20,58,214	—
„ Sind	1,200	1,200	10,600	—	..	1,165	1,651	6,644	—
„ Madras . . .	4,500	4,639	4,600	12,000	—	6,435	4,148	4,134	14,070	—
„ Burma . . .	404,612	588,260	915,570	759,763	—	3,45,113	4,30,546	5,23,938	4,43,585	—
TOTAL	3,173,490	3,708,535	5,404,846	4,342,200	—	33,05,968	35,00,201	43,37,972	38,08,601	—

(a) Sub-divided into groups by counts from 1934-35.

No. 10—continued

ARTICLES AND COUNTRIES OF CONSIGNMENT; ALSO SHARE OF EACH PROVINCE	QUANTITY					VALUE				
	1930-31	1931-32	1932-33	1933-34	1934-35	1930-31	1931-32	1932-33	1933-34	1934-35
					Lbs.					R
Textiles—continued										
Cotton—continued										
Twist and Yarn—continued										
Grey two-folds (doubles) Nos. 1-25 III.P(a)—										
United Kingdom (including Channel Islands)	—	—	—	—	10,020	—	—	—	—	13,263
TOTAL FOREIGN COUNTRIES	—	—	—	—	3,600	—	—	—	—	2,411
Share of Bengal	—	—	—	—	300	—	—	—	—	288
" Bombay	—	—	—	—	22,920	—	—	—	—	15,386
TOTAL	—	—	—	—	23,220	—	—	—	—	15,674
Grey two-folds (doubles) Nos. 26-50 III.P(a)—					Lbs.					
United Kingdom (including Channel Islands)	—	—	—	—	180,922	—	—	—	—	1,47,612
Hongkong	—	—	—	—	6,000	—	—	—	—	4,588
TOTAL BRITISH EMPIRE	—	—	—	—	186,922	—	—	—	—	1,62,100
Iran	—	—	—	—	16,387	—	—	—	—	12,284
China (exclusive of Hong- kong and Macao)	—	—	—	—	3,684,900	—	—	—	—	25,37,555
Japan	—	—	—	—	357,572	—	—	—	—	2,27,027
TOTAL FOREIGN COUNTRIES	—	—	—	—	4,008,859	—	—	—	—	27,77,400
Share of Bengal	—	—	—	—	1,330,316	—	—	—	—	9,40,165
" Bombay	—	—	—	—	2,211,316	—	—	—	—	15,84,195
" Burma	—	—	—	—	663,650	—	—	—	—	4,05,200
TOTAL	—	—	—	—	4,195,781	—	—	—	—	20,20,560
Grey two-folds (doubles) Nos. 51-80 III. P(a)—					Lbs.					
United Kingdom (including Channel Islands)	—	—	—	—	101,036	—	—	—	—	1,22,775
Hongkong	—	—	—	—	6,000	—	—	—	—	6,795
TOTAL BRITISH EMPIRE	—	—	—	—	107,036	—	—	—	—	1,29,570
Iran	—	—	—	—	1,200	—	—	—	—	900
China (exclusive of Hongkong and Macao)	—	—	—	—	1,010,800	—	—	—	—	10,46,263
Japan	—	—	—	—	436,900	—	—	—	—	4,02,122
United States of America— Via Atlantic Coast	—	—	—	—	4,490	—	—	—	—	8,272
TOTAL FOREIGN COUNTRIES	—	—	—	—	1,458,390	—	—	—	—	15,57,257
Share of Bengal	—	—	—	—	64,964	—	—	—	—	73,584
" Bombay	—	—	—	—	1,477,232	—	—	—	—	15,00,610
" Madras	—	—	—	—	18,830	—	—	—	—	22,027
TOTAL	—	—	—	—	1,561,026	—	—	—	—	10,86,827
Grey two-folds (doubles) above No. 80 III.P(a)—					Lbs.					
United Kingdom (including Channel Islands)	—	—	—	—	77,165	—	—	—	—	1,23,715
China (exclusive of Hong- kong and Macao)	—	—	—	—	14,000	—	—	—	—	10,041
Japan	—	—	—	—	70,400	—	—	—	—	1,04,980
TOTAL FOREIGN COUNTRIES	—	—	—	—	84,400	—	—	—	—	1,21,921
Share of Bengal	—	—	—	—	8,750	—	—	—	—	12,822
" Bombay	—	—	—	—	151,616	—	—	—	—	8,31,214
" Madras	—	—	—	—	1,300	—	—	—	—	1,600
TOTAL	—	—	—	—	161,565	—	—	—	—	2,45,636

(a) Separately shown from 1934-35.

GENERAL IMPORTS

No. 10—continued

ARTICLES, AND COUNTRIES OF CONSIGNMENT; ALSO SHARE OF EACH PROVINCE	QUANTITY					VALUE				
	1930-31	1931-32	1932-33	1933-34	1934-35	1930-31	1931-32	1932-33	1933-34	1934-35
Textiles—continued						R	R	R	R	R
Cotton—continued										
T Twist and Yarn—continued										
Total of Grey (unbleached) (III. P)—	Lbs.	Lbs.	Lbs.	Lbs.	Lbs.					
United Kingdom (including Channel Islands) . . .	5,148,387	7,131,667	8,198,118	6,410,687	5,788,007	61,99,734	71,20,949	77,01,732	59,70,936	57,04,420
Straits Settlements . . .	1,668	20,000	80,000	1,220	15,000	61,651
Hongkong . . .	20,000	..	20,000	20,000	42,000	16,667	..	12,221	15,204	33,883
Other British Possessions . . .	252	..	2,400	..	1,660	132	..	750	..	684
TOTAL BRITISH EMPIRE	5,166,307	7,151,667	8,300,518	6,430,687	6,831,673	62,17,753	71,44,949	78,56,354	59,80,230	57,88,987
Germany	4,554	46	..	50	56	6,318	50	..	121	132
Italy (including Fiume) . . .	34,880	127,600	8,230	30,467	1,08,115	3,304
Iran	75,800	87,692	40,439	51,503
Siam	100,000	80,000	55,902	49,846	..
China (exclusive of Hong- kong and Macao) . . .	11,716,628	13,201,238	13,295,400	10,208,886	12,692,483	95,60,565	91,92,667	84,04,193	64,05,224	91,65,721
Japan	2,974,849	973,965	9,875,850	6,295,833	2,845,458	26,81,888	7,86,098	64,29,915	42,77,557	21,53,604
United States of America— Via Atlantic Coast . . .	110	1,012	..	1,091	4,490	308	1,507	..	1,388	8,272
Other Foreign Countries . . .	1,210	2,264	1,200	238	1,275	1,779
TOTAL FOREIGN COUNTRIES	14,732,211	14,306,125	23,275,630	16,661,660	15,631,170	1,22,79,770	1,00,90,812	1,48,94,798	1,08,34,075	1,13,79,232
Share of Bengal	9,871,965	10,347,305	14,894,954	14,457,710	9,667,961	83,92,110	74,92,957	98,16,411	95,13,908	70,58,736
.. Bombay	5,465,642	6,942,499	9,130,413	4,483,509	7,798,489	53,33,782	49,95,184	68,00,091	36,30,260	63,88,673
.. Sind	15,046	23,842	14,529	38,709	..	13,065	33,138	11,862	37,586
.. Madras	4,015,730	4,362,922	6,393,264	3,298,822	3,030,054	43,48,141	41,81,721	54,32,636	31,25,498	30,63,989
.. Burma	544,181	790,020	1,128,725	927,777	927,636	4,83,519	5,72,334	6,68,876	5,38,777	5,64,236
TOTAL	19,897,518	21,467,792	31,676,198	23,092,347	21,462,852	1,84,97,532	1,72,35,261	2,27,51,152	1,68,20,305	1,71,18,219
White (bleached) Nos. 1-20 (III. P)—	Lbs.	Lbs.	Lbs.	Lbs.	Lbs.					
TOTAL BRITISH EMPIRE	1,290	6,346	3,888	18	428	1,076	4,586	3,558	26	1,050
Austria	5,003	13,800
Other Foreign Countries	10	1,000	190	7	811	124
TOTAL FOREIGN COUNTRIES	10	1,000	6,003	7	811	13,933
Share of Bengal	1,546	3,283	618	6,521	..	1,538	3,188	679	14,983
.. Bombay	300	..	10	112	..	7
.. Sind	600	370
.. Madras	990	4,800	864	3,048
.. Burma	400	253	..
TOTAL	1,290	6,346	3,893	1,018	6,521	1,076	4,586	3,565	837	14,983
White (bleached) Nos. 21-25 (III. P)—	Lbs.	Lbs.	Lbs.	Lbs.	Lbs.					
United Kingdom (including Channel Islands) . . .	5,431	3,080	6,279	498	1,265	8,577	3,469	3,380	406	1,428
Share of Bengal	5,328	3,080	742	498	1,265	8,393	3,469	614	406	1,428
.. Bombay	103	..	4,937	132	..	2,096
.. Sind	600	370
TOTAL	5,431	3,080	6,279	498	1,265	8,577	3,469	3,380	406	1,428

No. 10—continued

ARTICLES, AND COUNTRIES OF CONSIGNMENT; ALSO SHARE OF EACH PROVINCE	QUANTITY					VALUE				
	1930-31	1931-32	1932-33	1933-34	1934-35	1930-31	1931-32	1932-33	1933-34	1934-35
	Lbs.	Lbs.	Lbs.	Lbs.	Lbs.	R	R	R	R	R
Textiles—continued										
Cotton—continued										
Twist and Yarn—continued										
White (bleached) Nos. 20-30 (III. P)— United Kingdom (including Channel Islands)	6,852	26,081	40,976	42,701	50,147	9,640	29,802	48,599	48,488	58,662
Switzerland	1,600	1,865
Share of Bengal	6,352	22,861	41,443	38,779	48,047	9,640	27,959	46,608	44,801	56,647
„ Bombay	4,927	3,922	1,627	3,687	..
„ Sind	1,600	2,420	600	1,865	1,377	370
„ Madras	800	2,700	..	466	2,015
TOTAL	7,052	26,081	40,976	42,701	50,147	11,505	20,802	48,599	48,488	58,662
White (bleached) Nos. 31-40 (III. P)— United Kingdom (including Channel Islands)	926,739	1,010,819	886,785	380,445	544,880	9,27,908	8,24,138	6,78,271	2,69,648	4,29,955
Italy (including Fiume)	40	30
China (exclusive of Hong- kong and Macao)	4,000	10,000	2,748	9,412
Japan	17,528	8,000	18,800	..	10,840	21,259	3,000	18,082	..	7,156
TOTAL FOREIGN COUNTRIES	17,528	12,000	28,840	..	10,840	21,259	10,748	28,124	..	7,156
Share of Bengal	34,371	29,404	33,805	10,312	10,978	39,158	24,419	26,034	8,920	9,128
„ Bombay	920	18,040	..	54	..	469	14,354	..	91
„ Sind	52,720	53,900	76,122	42,367	32,254	50,830	38,124	49,566	26,385	21,384
„ Madras	367,176	936,696	785,658	303,246	512,436	8,69,179	7,70,680	6,10,941	2,21,597	4,06,614
„ Burma	2,000	..	4,000	1,194	..	2,746	..
TOTAL	944,267	1,022,819	913,625	380,445	555,720	9,49,165	8,34,886	7,01,395	2,69,648	4,37,111
White (bleached) Nos. 41-50 (III. P)— United Kingdom (including Channel Islands)	600	3,300	25,583	8,722	5,482	975	2,913	25,505	8,289	5,074
Japan	28,060	8,000	4,000	28,000	18,000	25,781	6,440	2,931	17,741	12,486
Other Foreign Countries	10	7
TOTAL FOREIGN COUNTRIES	28,060	8,000	4,010	28,000	18,000	25,781	6,440	2,938	17,741	12,486
Share of Bengal	10,600	3,300	16,333	4,332	..	10,775	2,913	18,511	4,392	..
„ Bombay	10	..	282	7	..	608
„ Sind	600	2,000	396	1,377
„ Madras	18,060	8,000	13,250	31,790	21,900	15,931	6,440	9,925	21,242	15,576
TOTAL	28,660	11,300	29,593	36,722	23,482	26,706	9,363	28,443	26,030	17,600
White (bleached) above No. 50 (III. P)— United Kingdom (including Channel Islands)	824,254	596,520	742,182	880,827	883,604	12,41,648	7,24,871	9,88,197	10,07,628	11,37,805
Straits Settlements	100	185
TOTAL BRITISH EMPIRE	824,354	596,520	742,182	880,827	883,604	12,41,833	7,24,871	9,88,197	10,07,628	11,37,805
Austria	5,008	13,809
Japan	12,000	1,500	16,500	44,300	15,000	18,555	2,065	21,110	19,528	18,353
Other Foreign Countries	80	60	32	45
TOTAL FOREIGN COUNTRIES	12,000	1,580	16,560	44,300	20,808	18,555	2,097	21,155	30,526	32,162

GENERAL IMPORTS

No. 10—continued

ARTICLES, AND COUNTRIES OF CONSIGNMENT; ALSO SHARE OF EACH PROVINCE	QUANTITY					VALUE				
	1930-31	1931-32	1932-33	1933-34	1934-35	1930-31	1931-32	1932-33	1933-34	1934-35
Textiles—continued										
Cotton—continued										
Twists and Yarn—continued										
White (bleached) above No. 50 (III. P)— <i>continued</i>										
Share of Bengal . . .	Lbs.	Lbs.	Lbs.	Lbs.	Lbs.	R	R	R	R	R
.. Bombay . . .	17,662	40,816	24,957	30,521	31,255	19,350	44,444	29,979	34,430	40,608
.. Sind . . .	1,451	4,327	7,158	124,739	12,692	2,839	6,718	10,694	1,13,836	22,282
.. Madras	6,107	20,677	10,563	27,898	..	5,223	31,093	14,203	40,293
.. Burma . . .	817,241	547,806	705,950	703,104	767,662	12,33,194	6,70,383	9,37,586	8,81,154	10,48,431
..	4,600	15,700	3,531	18,353
TOTAL . . .	836,854	598,056	768,742	874,027	854,507	12,55,883	7,26,769	10,09,952	10,47,164	11,09,907
White (bleached) two folds (doubles) (III. P)—*	Lbs.	Lbs.	Lbs.	Lbs.						
United Kingdom (including Channel Islands) . . .	1,751,422	1,548,155	1,673,308	1,171,817	—	20,44,425	14,92,580	15,75,857	10,69,703	—
Straits Settlements . . .	208	..	7	379	..	8
TOTAL BRITISH EMPIRE . . .	1,751,630	1,548,155	1,673,405	1,171,817	—	20,44,804	14,92,580	15,75,865	10,69,703	—
Belgium	2,074	6,020	1,800	2,552	5,488	1,743
Italy (including Fiume) . . .	3,632	4,189	..	580	..	4,098	3,989	..	545	..
Japan	890,825	413,500	619,510	456,200	..	4,17,815	4,07,932	4,89,117	3,41,041	..
Other Foreign Countries . . .	2,400	..	208	2,993	..	405
TOTAL FOREIGN COUNTRIES . . .	398,931	423,709	621,516	456,780	..	4,26,969	4,17,409	4,91,265	3,41,586	..
Share of Bengal	93,853	152,322	177,569	64,217	..	1,17,438	1,20,875	1,20,670	70,002	..
.. Bombay	1,766,489	1,585,052	1,740,895	1,235,726	..	20,30,791	15,19,164	15,94,373	11,00,671	..
.. Madras	185,804	80,790	136,460	135,457	..	2,16,119	74,780	1,06,389	1,02,116	..
.. Burma	104,415	153,200	239,997	193,197	..	1,07,569	1,45,379	1,75,698	1,38,500	..
TOTAL	2,150,561	1,971,264	2,204,921	1,628,597	..	24,71,767	19,09,908	20,67,130	14,11,289	..
White two folds (doubles) Nos. 1-25 (III. P)(a)—					Lbs.					
United Kingdom (including Channel Islands)	—	—	—	—	20,357	—	—	—	—	22,175
Netherlands	—	—	—	—	107	—	—	—	—	138
Share of Bengal	—	—	—	—	8,573	—	—	—	—	9,154
.. Bombay	—	—	—	—	11,591	—	—	—	—	13,159
TOTAL	—	—	—	—	20,464	—	—	—	—	22,313
White two folds (doubles) Nos. 26-50 (III. P)(a)—					Lbs.					
United Kingdom (including Channel Islands)	—	—	—	—	1,146,452	—	—	—	—	10,97,911
China (exclusive of Hong- kong and Macao)	—	—	—	—	10,000	—	—	—	—	7,041
Japan	—	—	—	—	663,800	—	—	—	—	4,93,926
Other Foreign Countries . . .	—	—	—	—	119	—	—	—	—	364
TOTAL FOREIGN COUNTRIES . . .	—	—	—	—	678,019	—	—	—	—	5,92,231
Share of Bengal	—	—	—	—	210,816	—	—	—	—	1,96,943
.. Bombay	—	—	—	—	1,137,353	—	—	—	—	10,62,443
.. Sind	—	—	—	—	600	—	—	—	—	562
.. Madras	—	—	—	—	208,800	—	—	—	—	1,50,814
.. Burma	—	—	—	—	262,802	—	—	—	—	1,89,376
TOTAL	—	—	—	—	1,820,371	—	—	—	—	16,00,142

* Subdivided into groups by counts from 1934-35.

(a) Separately shown from 1934-35.

No. 10—continued

ARTICLES, AND COUNTRIES OF CONSIGNMENT; ALSO SHARE OF EACH PROVINCE	QUANTITY					VALUE				
	1930-31	1931-32	1932-33	1933-34	1934-35	1930-31	1931-32	1932-33	1933-34	1934-35
					Lbs.	₹	₹	₹	₹	₹
Textiles—continued										
Cotton—continued										
Twist and Yarn—continued										
White two folds (doubles) Nos. 51-80(III. P) (a)—										
United Kingdom (including Channel Islands)	—	—	—	—	29,834	—	—	—	—	86,487
Japan	—	—	—	—	187,500	—	—	—	—	2,30,416
Other Foreign Countries	—	—	—	—	236	—	—	—	—	718
TOTAL FOREIGN COUNTRIES	—	—	—	—	187,736	—	—	—	—	2,31,184
Share of Bengal	—	—	—	—	12,716	—	—	—	—	15,338
„ Bombay	—	—	—	—	930	—	—	—	—	1,819
„ Madras	—	—	—	—	94,001	—	—	—	—	1,12,891
„ Burma	—	—	—	—	109,923	—	—	—	—	1,37,573
TOTAL	—	—	—	—	217,570	—	—	—	—	2,67,621
White two folds (doubles) above No. 80(III. P) (a)—										
United Kingdom (including Channel Islands)	—	—	—	—	9,979	—	—	—	—	16,764
Japan	—	—	—	—	9,900	—	—	—	—	13,147
Share of Bengal	—	—	—	—	3,419	—	—	—	—	6,323
„ Bombay	—	—	—	—	210	—	—	—	—	241
„ Madras	—	—	—	—	16,250	—	—	—	—	23,347
TOTAL	—	—	—	—	19,879	—	—	—	—	29,911
Total of White (bleached) (III. P)—	Lbs.	Lbs.	Lbs.	Lbs.	Lbs.					
United Kingdom (including Channel Islands)	3,515,788	3,194,307	3,385,090	2,414,828	2,642,428	42,84,130	80,82,168	89,28,367	23,94,188	28,07,311
Other British Possessions	608	..	7	676	..	8
TOTAL BRITISH EMPIRE	3,516,396	3,194,307	3,385,097	2,414,828	2,642,428	42,84,806	80,82,168	89,28,375	23,94,188	28,07,311
Belgium	2,074	8,050	1,800	2,552	5,520	1,743
Italy (including Fiume)	3,832	4,189	120	580	..	4,098	3,989	89	545	..
Austria	11,806	27,618
China (exclusive of Hong- kong and Macão)	2,400	4,900	10,000	..	10,000	2,998	2,748	9,412	..	7,941
Japan	448,413	481,000	656,810	529,500	905,230	4,77,860	4,24,487	5,26,840	3,99,119	7,75,608
Other Foreign Countries	1,600	..	200	..	462	1,865	..	405	..	1,220
TOTAL FOREIGN COUNTRIES	453,119	445,239	668,936	530,080	927,498	4,89,378	4,36,694	5,88,489	3,99,604	8,12,387
Share of Bengal	168,166	253,839	293,148	149,777	333,588	2,04,758	2,76,447	3,15,895	1,63,530	3,50,551
„ Bombay	1,788,343	1,590,299	1,775,977	1,364,387	1,163,412	20,33,326	15,26,351	16,23,658	12,18,194	11,00,843
„ Sind	54,320	61,427	98,599	53,650	62,752	52,695	44,724	31,769	40,984	63,516
„ Madras	1,879,271	1,578,791	1,641,318	1,176,597	1,622,449	22,25,387	15,26,767	16,64,841	12,26,109	17,59,687
„ Burma	104,416	155,200	239,997	201,597	387,785	1,07,509	1,46,873	1,75,998	1,45,035	3,45,201
TOTAL	3,974,515	3,689,546	4,054,088	2,044,908	3,580,926	47,24,179	35,18,862	38,61,964	27,93,862	36,19,698
Coloured Nos. 1 to 20 (III. P)—	Lbs.	Lbs.	Lbs.	Lbs.	Lbs.					
United Kingdom (including Channel Islands)	184,635	185,012	204,783	122,748	202,400	2,01,295	1,70,178	1,90,616	1,11,060	1,83,599
Other British Possessions	700	5	..	437	4	..
TOTAL BRITISH EMPIRE	185,335	185,012	204,783	122,748	202,400	2,01,732	1,70,178	1,90,616	1,11,064	1,83,599
TOTAL FOREIGN COUNTRIES	8,492	7,200	2,474	4,84

(a) Separately shown from 1934-35.

GENERAL IMPORTS

(390)

No. 10—continued

ARTICLES AND COUNTRIES OF CONSIGNMENT; ALSO SHARE OF EACH PROVINCE	QUANTITY					VALUE				
	1930-31	1931-32	1932-33	1933-34	1934-35	1930-31	1931-32	1932-33	1933-34	1934-35
						R	R	R	R	R
Textiles—continued										
Cotton—continued	Lbs.	Lbs.	Lbs.	Lbs.	Lbs.					
Wool and Yarn—continued										
Coloured Nos. 1 to 20 (III. P)—continued										
Share of Bengal	7,341	2,371	..	1,143	..	7,081	2,484	..	2,229	..
.. Bombay	940	..	900	3	..	608	..	817	7	..
.. Madras	41	..	5	40	..	4	..
.. Burma	177,054	182,400	203,863	185,089	1,209,600	1,94,043	1,67,554	1,98,769	1,11,292	1,88,439
TOTAL	185,335	185,012	204,763	126,240	209,600	2,01,732	1,70,178	1,99,816	1,18,532	1,88,439
Coloured Nos. 21 to 25 (III. P)—	Lbs.	Lbs.	Lbs.	Lbs.	Lbs.					
United Kingdom (including Channel Islands)	216,326	219,800	201,800	195,065	225,571	2,31,994	2,02,060	2,58,289	1,68,245	2,03,987
TOTAL FOREIGN COUNTRIES	2,000	2,000	1,562	1,628	..
Share of Bengal	2,971	2,588
.. Bombay	600	6,065	..	782	5,989	..
.. Burma	215,726	219,800	203,800	192,000	222,600	2,31,212	2,02,060	2,59,801	1,63,884	2,01,399
TOTAL	216,326	219,800	203,800	197,065	225,571	2,31,994	2,02,060	2,59,801	1,69,878	2,03,987
Coloured Nos. 26 to 30 (III. P)—	Lbs.	Lbs.	Lbs.	Lbs.	Lbs.					
United Kingdom (including Channel Islands)	5,157	15,079	1,995	5,473	12,990	7,558	17,594	3,422	6,644	19,298
Switzerland	6,400	12,701	7,460	12,517
Other Foreign Countries	1,010	2,800	1,690	1,851
TOTAL FOREIGN COUNTRIES	7,410	12,701	2,800	9,150	12,517	1,851
Share of Bengal	1,857	2,297	1,105	603	4,490	3,271	2,557	2,391	351	2,209
.. Bombay	1,710	6	500	2,729	4	750
.. Sind	9,000	25,477	809	4,870	8,000	10,708	27,250	1,031	6,783	2,339
.. Burma	2,800	1,851
TOTAL	12,567	27,780	1,995	5,473	15,790	16,708	30,111	3,422	6,644	21,149
Coloured Nos. 31 to 40 (III. P)—	Lbs.	Lbs.	Lbs.	Lbs.	Lbs.					
United Kingdom (including Channel Islands)	565,954	440,512	537,872	311,180	209,015	6,98,256	4,68,784	5,58,274	3,08,988	3,11,341
Other British Possessions	62	..	90	896	26	96	..	95	870	10
TOTAL BRITISH EMPIRE	566,016	440,512	537,962	312,082	209,041	6,98,352	4,68,784	5,58,369	3,09,858	3,11,351
Germany	10,800	10,200	14,110	11,629
Netherlands	15,000	143	23,039	508
France	1,500	2,000	16,000	..	40	1,822	1,962	16,000	..	65
Switzerland	63,200	34,100	48,700	11,500	6,500	81,137	35,972	47,327	11,461	6,142
Italy (including Fiume)	12,100	10,000	1,500	17,510	4,400	17,119	10,000	1,500	10,736	4,508
China (exclusive of Hong-kong and Macão)	4,000	10,000	3,507	5,886
Other Foreign Countries	4,000	..	300	3,477	..	320
TOTAL FOREIGN COUNTRIES	111,600	66,800	66,500	29,010	11,083	1,44,211	65,439	65,237	28,196	11,311

No. 10—continued

ARTICLES, AND COUNTRIES OF CONSIGNMENT; ALSO SHARE OF EACH PROVINCE	QUANTITY.					VALUE				
	1930-31	1931-32	1932-33	1933-34	1934-35	1930-31	1931-32	1932-33	1933-34	1934-35
						R	R	R	R	R
Textiles—continued										
Cotton—continued										
<i>Total and Yarn—continued</i>										
Coloured Nos. 31 to 40 (III. P)—continued	Lbs.	Lbs.	Lbs.	Lbs.	Lbs.					
Share of Bengal	136,635	119,618	159,565	25,743	12,803	1,49,385	1,11,586	1,69,708	44,769	14,403
„ Bombay	21,278	22,771	3,140	10,950	4,500	27,811	24,585	2,531	10,039	4,324
„ Sind	23,457	22,974	69,242	37,283	15,260	1,12,002	95,203	62,064	35,200	14,081
„ Madras	426,246	271,451	372,515	267,116	277,561	5,48,365	3,02,849	3,92,303	2,68,046	2,89,864
TOTAL	677,616	506,812	604,462	341,092	310,124	8,87,663	5,34,223	6,23,906	3,38,054	3,22,602
Coloured Nos. 41 to 50 (III. P)— United Kingdom (including Channel Islands)	Lbs.	Lbs.	Lbs.	Lbs.	Lbs.					
	53,550	27,800	44,212	31,270	23,321	81,502	28,319	47,332	31,562	27,694
TOTAL FOREIGN COUNTRIES	2,800	3,300	4,000	2,942	3,929	3,494
Share of Bengal	4,500	1,000	28,900	50	2,001	7,010	1,125	33,241	121	1,463
„ Bombay	13,495	22,000	14,012	10,000	..	16,446	22,958	12,836	9,000	..
„ Sind	4,000	3,494
„ Madras	37,355	3,160	1,300	21,220	17,820	60,988	8,165	1,255	22,441	23,119
„ Burma	3,400	3,112
TOTAL	56,350	31,160	44,212	31,270	27,221	84,444	32,248	47,332	31,562	31,188
Coloured above No. 50 (III. P)— United Kingdom (including Channel Islands)	Lbs.	Lbs.	Lbs.	Lbs.	Lbs.					
	207,076	193,936	166,871	152,357	146,432	3,90,651	2,90,069	2,44,560	2,13,002	2,08,636
Ceylon (excluding Maldives)	1	2	..
TOTAL BRITISH EMPIRE	207,076	193,936	166,871	152,358	146,432	3,90,651	2,90,069	2,44,560	2,13,004	2,08,636
Switzerland	400	4,400	16,000	2,000	800	800	6,703	24,013	2,965	1,064
Italy (including Plume)	12,000	24,000
Austria	6,000	11,481
Other Foreign Countries	1,505	1,500	..	48	400	1,942	1,767	..	92	301
TOTAL FOREIGN COUNTRIES	19,905	5,900	16,000	2,048	1,200	38,173	8,470	24,013	3,057	1,355
Share of Bengal	31,548	45,486	32,176	14,242	38,745	67,456	67,602	43,916	20,018	47,522
„ Madras	195,433	154,350	156,695	140,164	108,887	3,71,368	2,30,937	2,24,657	1,96,133	1,62,462
TOTAL	226,981	199,836	182,871	154,406	147,632	4,28,824	2,98,539	2,68,573	2,16,151	2,09,987
Coloured two-folds (doubles) (III. P)— United Kingdom (including Channel Islands)	Lbs.	Lbs.	Lbs.	Lbs.						
	388,421	231,678	334,934	247,016	—	4,68,140	3,03,365	4,15,558	2,38,607	—
Germany	920	3	—	2,274	3	—
Japan	10,689	..	1,000	7,900	—	26,270	..	844	6,534	—
Other Foreign Countries	342	609	215	..	—	1,528	1,523	541	..	—
TOTAL FOREIGN COUNTRIES	17,951	609	1,215	7,903	—	30,672	1,523	1,425	6,537	—

* B subdivided into pieces by counts from 1934-35.

GENERAL IMPORTS

(392)

No. 10—continued

ARTICLES, AND COUNTRIES OF CONSIGNMENT; ALSO SHARE OF EACH PROVINCE	QUANTITY					VALUE				
	1930-31	1931-32	1932-33	1933-34	1934-35	1930-31	1931-32	1932-33	1933-34	1934-35
						R	R	R	R	R
Textiles—continued										
Cotton—continued										
Tecist and Yarn—continued										
Coloured two-folds (doubles) (III. P)*—continued	Lbs.	Lbs.	Lbs.	Lbs.						
Share of Bengal	172,750	138,390	178,804	155,876	—	2,66,554	1,82,549	2,29,664	1,92,628	—
" Bombay	35,374	4,970	160	1,943	—	63,381	5,513	492	1,772	—
" Madras	6,405	1,615	7,500	—	..	7,266	1,604	6,234	—
" Burma	148,248	92,462	155,570	89,600	—	1,98,272	1,00,560	1,85,223	94,600	—
TOTAL	356,372	282,227	336,149	254,919	—	5,18,207	3,04,888	4,16,983	2,05,294	—
Coloured two-folds (doubles) Nos. 1-25 (III. P) (a)—					Lbs.					
United Kingdom (including Channel Islands)	—	—	—	—	1,200	—	—	—	—	1,420
Share of Bengal	—	—	—	—	1,200	—	—	—	—	1,420
Coloured two-folds (doubles) Nos. 26-50 (III. P) (a)—					Lbs.					
United Kingdom (including Channel Islands)	—	—	—	—	327,487	—	—	—	—	8,92,435
Share of Bengal	—	—	—	—	213,299	—	—	—	—	2,62,140
" Madras	—	—	—	—	5,000	—	—	—	—	6,323
" Burma	—	—	—	—	108,588	—	—	—	—	1,23,972
TOTAL	—	—	—	—	327,487	—	—	—	—	8,92,435
Coloured two-folds (doubles) Nos. 51-80 (III. P) (a)—					Lbs.					
United Kingdom (including Channel Islands)	—	—	—	—	5,509	—	—	—	—	8,231
Japan	—	—	—	—	20	—	—	—	—	20
Share of Bengal	—	—	—	—	3,509	—	—	—	—	5,281
" Bombay	—	—	—	—	20	—	—	—	—	26
" Burma	—	—	—	—	2,000	—	—	—	—	2,950
TOTAL	—	—	—	—	5,529	—	—	—	—	8,257
Coloured two-folds (doubles) above No. 80 lbs. (III. P) (a)—					Lbs.					
United Kingdom (including Channel Islands)	—	—	—	—	609	—	—	—	—	1,771
Share of Bengal	—	—	—	—	609	—	—	—	—	1,771
TOTAL OF COLOURED (III. P)— United Kingdom (including Channel Islands)	1,571,119	1,313,817	1,582,447	1,005,110	1,244,434	20,94,306	14,50,309	17,27,001	11,23,278	13,58,412
Other British possessions	702	..	90	902	26	533	..	95	876	10
TOTAL BRITISH EMPIRE	1,571,821	1,313,817	1,582,537	1,006,012	1,244,460	20,94,839	14,50,360	17,27,096	11,29,154	13,58,422
Germany	14,020	15,000	..	6	..	19,267	17,325	..	10	..
Netherlands	15,005	..	155	..	143	23,050	..	224	..	500
France	1,830	2,000	10,000	..	40	3,340	1,052	10,447	..	65
Switzerland	72,000	51,201	64,700	13,500	11,300	91,397	55,192	71,340	14,423	12,090
Italy (including Fiume)	25,903	10,000	1,500	17,510	4,400	42,004	10,300	1,500	10,735	4,598
Austria	6,000	11,481
China (exclusive of Hongkong and Macao)	4,210	10,000	..	360	..	4,227	5,856	..	400	..
Japan	20,680	..	3,300	13,000	10,420	29,747	..	2,726	10,238	7,018
Other Foreign Countries	609	..	48	1,523	..	92	..
TOTAL FOREIGN COUNTRIES	159,066	88,810	85,715	44,458	26,303	2,24,648	91,878	92,237	41,806	22,877

* Sub-divided into groups by counts from 1934-35.
(a) Separately shown from 1934-35.

No. 10—continued

ARTICLES, AND COUNTRIES OF CONSIGNMENT; ALSO SHARE OF EACH PROVINCE	QUANTITY					VALUE				
	1930-31	1931-32	1932-33	1933-34	1934-35	1930-31	1931-32	1932-33	1933-34	1934-35
Textiles—continued										
Cotton—continued										
Wool and Yarn—continued										
TOTAL OF COLOURED—continued.										
<i>Share of Bengal . . .</i>	Lbs.	Lbs.	Lbs.	Lbs.	Lbs.	R	R	R	R	R
.. <i>Bombay . . .</i>	355,631	299,360	400,640	197,657	279,627	4,90,767	3,08,203	4,75,920	2,40,626	3,45,804
.. <i>Sind . . .</i>	73,397	49,747	18,212	27,061	5,020	1,01,757	53,060	16,706	26,507	5,100
.. <i>Madras . . .</i>	102,467	118,451	70,042	42,153	27,260	1,22,710	1,22,453	63,095	40,983	26,914
.. <i>Burma . . .</i>	659,034	440,407	586,125	436,005	409,868	9,80,721	5,40,267	6,19,819	4,92,868	4,81,758
.. <i>Burma . . .</i>	641,028	494,662	653,233	406,680	548,988	6,33,527	4,79,274	6,43,793	3,69,776	5,21,723
TOTAL . . .	1,731,547	1,402,627	1,668,252	1,110,465	1,270,763	23,10,472	15,72,247	18,10,833	11,71,050	13,81,290
Mercerised Cotton Yarn Nos. 1-20 (III. P)— United Kingdom (including Channel Islands) . . .	Lbs.	Lbs.	Lbs.	Lbs.	Lbs.					
..	5,100	616	..	4,554	930	..
Japan	1,000	600	..
TOTAL FOREIGN COUNTRIES	1,000	..	4,554	600	..
<i>Share of Bombay . . .</i>	5,100	1,000	..	4,554	600	..
.. <i>Sind . . .</i>	616	930	..
TOTAL . . .	5,100	1,616	..	4,554	1,590	..
Mercerised Cotton Yarn Nos. 21-25 . . .	Lbs.	Lbs.	Lbs.	Lbs.	Lbs.					
..
Mercerised Cotton Yarn Nos. 26-30 (III. P)— United Kingdom (including Channel Islands) . . .	Lbs.	Lbs.	Lbs.	Lbs.	Lbs.					
..	..	900	1,724	..	1,201	..	649	2,175	..	1,484
TOTAL FOREIGN COUNTRIES	18	16
<i>Share of Bengal . . .</i>	1,331	1,384
.. <i>Bombay . . .</i>	18	18
.. <i>Sind . . .</i>	..	900	393	649	791
.. <i>Madras . . .</i>	1,201	1,484
TOTAL	900	1,742	..	1,201	..	649	2,198	..	1,484
Mercerised Cotton Yarn Nos. 31-40 (III. P)— United Kingdom (including Channel Islands) . . .	Lbs.	Lbs.	Lbs.	Lbs.	Lbs.					
..	1,500	5,601	3,000	..	18	1,631	6,845	4,235	..	20
Japan	1,500	7,800	400	2,000	..	2,214	7,964	341	1,735
<i>Share of Bengal . . .</i>	..	5,661	7,500	7,030	7,600
.. <i>Bombay . . .</i>	1,500	1,500	3,300	400	2,000	1,631	2,029	4,580	341	1,735
.. <i>Madras . . .</i>	18	20
TOTAL . . .	1,500	7,101	10,800	400	2,018	1,631	9,059	12,199	341	1,755
Mercerised Cotton Yarn Nos. 41-50 (III. P)— United Kingdom (including Channel Islands) . . .	Lbs.	Lbs.	Lbs.	Lbs.	Lbs.					
..	102	188	..
Japan	5,905	5,642
<i>Share of Bengal . . .</i>	102	188	..
.. <i>Bombay . . .</i>	5,905	5,642
TOTAL	102	5,906	188	5,642

GENERAL IMPORTS

(394)

No. 10—continued

ARTICLES, AND COUNTRIES OF CONSIGNMENT; ALSO SHARE OF EACH PROVINCE	QUANTITY					VALUE				
	1930-31	1931-32	1932-33	1933-34	1934-35	1930-31	1931-32	1932-33	1933-34	1934-35
TEXTILES—continued						R	R	R	R	R
COTTON—Continued										
<i>Twist and yarn—continued</i>										
Mercerised Cotton Yarn Above No. 50 (III. P)—	Lbs.	Lbs.	Lbs.	Lbs.	Lbs.					
United Kingdom (including Channel Islands)	46	..	2,598	..	9,000	137	..	3,126	..	10,891
Japan	30,600	22,500	28,580	118,500	60,700	50,028	31,828	34,356	1,07,031	62,282
Share of Bengal	..	28,500	29,098	7,500	31,828	35,495	7,690	..
" Bombay	2,060	..	1,600	1,997	..	1,529
" Sind	46	137
" Madras	30,600	111,000	54,900	50,028	1,00,841	56,134
" Burma	14,100	15,570
TOTAL	30,646	22,500	31,158	118,500	70,600	50,165	31,828	37,482	1,07,931	73,173
Mercerised Cotton Yarn two folds (doubles) (III. P)(a)—	Lbs.	Lbs.	Lbs.	Lbs.						
United Kingdom (including Channel Islands)	68,709	248,996	166,746	22,291	—	1,03,944	4,49,024	3,03,431	42,933	—
Straits Settlements	30	—	77	—
TOTAL BRITISH EMPIRE	68,829	248,996	166,746	22,291	—	1,04,021	4,49,024	3,03,431	42,933	—
Japan	3,420,352	4,776,732	7,562,939	4,720,903	—	51,16,868	70,85,689	90,56,862	47,60,659	—
Other Foreign Countries	64	1,000	594	..	—	124	1,104	494	..	—
TOTAL FOREIGN COUNTRIES	3,420,416	4,776,732	7,563,533	4,720,903	—	51,16,992	70,86,793	90,57,356	47,60,659	—
Share of Bengal	167,158	1,99,106	386,396	538,013	—	2,47,800	2,90,950	4,10,126	5,23,711	—
" Bombay	2,862,766	4,493,117	6,442,140	3,650,519	—	42,68,768	66,89,673	79,92,448	37,94,327	—
" Sind	..	18,196	15,262	262	—	..	27,816	15,740	493	—
" Madras	406,811	836,710	836,332	616,600	—	6,38,366	3,51,682	9,01,980	4,54,927	—
" Burma	46,500	78,600	43,190	37,900	—	76,079	1,25,796	41,393	36,129	—
TOTAL	3,480,235	5,025,728	7,730,329	4,743,194	—	52,21,013	74,86,317	98,00,787	48,00,592	—
Mercerised two-folds (doubles) Nos. 1-25 (III. P) (b)—					Lbs.					
United Kingdom (including Channel Islands)	—	—	—	—	403	—	—	—	—	647
Share of Bombay	—	—	—	—	403	—	—	—	—	647
Mercerised two-folds (doubles) Nos. 26-50 (III. P) (b)—					Lbs.					
United Kingdom (including Channel Islands)	—	—	—	—	8,966	—	—	—	—	12,127
Germany	—	—	—	—	18	—	—	—	—	55
Japan	—	—	—	—	472,001	—	—	—	—	4,13,776
TOTAL FOREIGN COUNTRIES	—	—	—	—	472,019	—	—	—	—	4,13,831
Share of Bengal	—	—	—	—	95,293	—	—	—	—	83,066
" Bombay	—	—	—	—	385,674	—	—	—	—	3,42,837
" Burma	—	—	—	—	18	—	—	—	—	55
TOTAL	—	—	—	—	460,965	—	—	—	—	4,26,958

(a) Separately recorded from 1934-35.
 (b) Subdivided into groups by counts from 1934-35.

No. 10—continued

ARTICLES, AND COUNTRIES OF CONSIGNMENT; ALSO SHARE OF EACH PROVINCE	QUANTITY					VALUE				
	1930-31	1931-32	1932-33	1933-34	1934-35	1930-31	1931-32	1932-33	1933-34	1934-35
Textiles—continued						R	R	R	R	R
Cotton—continued										
Twill and Yarn—continued										
Mercerised two-folds (doubles) Nos. 51-80 (III.P) (a)—					Lbs.					
United Kingdom (including Channel Islands)	—	—	—	—	26,581	—	—	—	—	86,908
Germany	—	—	—	—	10	—	—	—	—	40
China (exclusive of Hong- kong and Macao)	—	—	—	—	11,042	—	—	—	—	14,875
Japan	—	—	—	—	6,583,601	—	—	—	—	62,11,235
TOTAL FOREIGN COUNTRIES	—	—	—	—	5,594,653	—	—	—	—	62,20,160
Share of Bengal	—	—	—	—	912,768	—	—	—	—	10,13,231
" Bombay	—	—	—	—	3,589,480	—	—	—	—	40,81,090
" Sind	—	—	—	—	3,524	—	—	—	—	4,036
" Madras	—	—	—	—	773,962	—	—	—	—	8,93,985
" Burma	—	—	—	—	241,510	—	—	—	—	2,70,716
TOTAL	—	—	—	—	5,621,234	—	—	—	—	62,63,058
Mercerised two-folds (doubles) above No. 80 (III.P) (a)—					Lbs.					
United Kingdom (including Channel Islands)	—	—	—	—	38,741	—	—	—	—	75,344
Japan	—	—	—	—	1,451,806	—	—	—	—	10,62,406
Other Foreign Countries	—	—	—	—	2,418	—	—	—	—	3,682
TOTAL FOREIGN COUNTRIES	—	—	—	—	1,454,224	—	—	—	—	19,60,177
Share of Bengal	—	—	—	—	83,200	—	—	—	—	1,14,625
" Bombay	—	—	—	—	1,259,447	—	—	—	—	17,31,569
" Madras	—	—	—	—	150,300	—	—	—	—	1,95,345
" Burma	—	—	—	—	18	—	—	—	—	82
TOTAL	—	—	—	—	1,492,965	—	—	—	—	20,41,521
Total of Mercerised Cotton Yarn (III. P)—	Lbs.	Lbs.	Lbs.	Lbs.	Lbs.					
United Kingdom (including Channel Islands)	75,445	255,557	174,068	23,009	85,810	1,10,266	4,56,518	3,12,967	44,051	1,37,421
Straits Settlements	30	77
TOTAL BRITISH EMPIRE	75,475	255,557	174,068	23,009	85,810	1,10,343	4,56,518	3,12,967	44,051	1,37,421
China (exclusive of Hong- kong and Macao)	13,442	18,475
Japan	3,450,952	4,709,732	7,509,349	4,840,803	7,570,103	51,66,896	70,69,731	90,99,172	48,75,591	89,57,165
Other Foreign Countries	54	1,000	612	..	46	124	1,104	512	..	177
TOTAL FOREIGN COUNTRIES	3,451,006	4,800,732	7,509,961	4,840,803	7,580,591	51,67,020	70,70,835	90,99,684	48,75,591	89,76,817
Share of Bengal	167,158	227,267	424,325	545,615	1,091,261	2,47,800	3,29,803	4,54,604	5,30,989	12,10,822
" Bombay	2,875,366	4,494,817	6,454,527	3,651,919	5,344,699	42,54,953	66,91,602	79,99,043	37,95,328	61,65,049
" Sind	46	19,095	75,655	873	3,524	137	28,465	76,531	1,428	4,036
" Madras	437,411	236,710	536,332	627,500	930,371	6,36,394	3,51,682	9,01,080	5,55,768	11,46,968
" Burma	46,500	78,500	43,190	37,900	255,646	76,079	1,25,756	41,393	36,129	2,86,363
TOTAL	3,526,481	5,056,289	7,774,029	4,893,812	7,675,401	52,77,363	75,27,353	94,12,651	49,19,642	88,13,238

(a) Separately recorded from 1934-35.

GENERAL IMPORTS

(396)

No. 10—continued

ARTICLES, AND COUNTRIES OF CONSIGNMENT; ALSO SHARE OF EACH PROVINCE	QUANTITY					VALUE				
	1930-31	1931-32	1932-33	1933-34	1934-35	1930-31	1931-32	1932-33	1933-34	1934-35
<i>Textiles—continued.</i>						R	R	R	R	R
<i>Cotton—continued.</i>										
<i>Twist and Yarn—continued.</i>										
Unspecified descriptions of Twist and Yarn (III. P)— United Kingdom (including Channel Islands)	Lbs. 9,174	Lbs. 17,198	Lbs. 17,342	Lbs. 38,801	—	18,202	32,014	24,870	40,007	—
Other British Possessions	680	81	28	30	—	258	62	26	41	—
TOTAL BRITISH EMPIRE	9,854	17,279	17,370	38,831	—	18,460	32,076	24,905	40,048	—
Japan	..	1,500	13,500	4,800	—	..	1,511	12,506	4,685	—
Other Foreign Countries	..	67	—	..	21	—
TOTAL FOREIGN COUNTRIES	..	1,567	13,500	4,800	—	..	1,532	12,506	4,685	—
Share of Bengal	264	—	370	—
„ Bombay	6,294	14,748	12,242	5,368	—	14,359	30,171	20,011	11,597	—
„ Madras	3,560	4,098	18,626	37,559	—	4,201	4,337	17,400	33,366	—
TOTAL	9,854	18,846	30,870	43,631	—	18,460	34,508	37,411	46,333	—
Unspecified descriptions of Twist and Yarn Nos. 1-50 (III. P) (a)—					Lbs.					
United Kingdom (including Channel Islands)	—	—	—	—	7,534	—	—	—	—	13,008
Straits Settlements	—	—	—	—	8	—	—	—	—	6
TOTAL BRITISH EMPIRE	—	—	—	—	7,542	—	—	—	—	13,074
Share of Bombay	—	—	—	—	4,228	—	—	—	—	6,499
„ Burma	—	—	—	—	3,314	—	—	—	—	7,575
TOTAL	—	—	—	—	7,542	—	—	—	—	13,074
Unspecified descriptions of Twist and Yarn above No. 60 (III. P) (a)—					Lbs.					
United Kingdom (including Channel Islands)	—	—	—	—	15,379	—	—	—	—	20,026
China (exclusive of Hongkong and Macão)	—	—	—	—	10,000	—	—	—	—	8,516
Other Foreign Countries	—	—	—	—	1,268	—	—	—	—	1,071
TOTAL FOREIGN COUNTRIES	—	—	—	—	11,268	—	—	—	—	10,487
Share of Bengal	—	—	—	—	7,318	—	—	—	—	10,580
„ Bombay	—	—	—	—	4,069	—	—	—	—	8,739
„ Madras	—	—	—	—	14,060	—	—	—	—	16,704
„ Burma	—	—	—	—	1,200	—	—	—	—	1,370
TOTAL	—	—	—	—	26,647	—	—	—	—	37,413
Total Twist and Yarn— United Kingdom (including Channel Islands)	Lbs. 10,314,013	Lbs. 11,912,546	Lbs. 18,357,065	Lbs. 9,052,435	Lbs. 9,783,592	1,20,56,728	1,21,81,918	1,31,79,946	95,78,080	1,00,47,558
Straits Settlements	2,082	20,000	80,007	..	8	1,971	15,000	51,659	..	6
Hongkong	20,000	..	20,000	20,000	42,000	16,607	..	12,221	15,294	33,883
Other British Possessions	1,918	61	2,518	932	1,692	925	62	871	917	694
TOTAL BRITISH EMPIRE	10,338,013	11,932,607	18,459,590	9,073,367	9,827,292	1,20,76,291	1,21,96,980	1,32,44,697	95,94,271	1,00,82,141
Germany	18,574	15,046	..	56	102	25,575	17,376	..	131	30
Netherlands	15,015	..	155	..	584	23,063	..	224	..	1,703
Belgium	2,074	6,710	1,800	2,552	5,991	1,743
France	1,853	2,081	16,000	..	108	3,375	1,971	16,447	..	666
Switzerland	78,600	51,201	65,900	13,500	11,300	93,262	65,192	78,119	14,426	10,607
Italy (including Fiume)	4,435	142,489	5,444	18,000	4,420	76,748	1,22,608	5,887	17,280	4,618

* Sub-divided into the heads immediately following from 1934-35,
(a) separately shown from 1934-35.

No. 10—continued

ARTICLES, AND COUNTRIES OF CONSIGNMENT; ALSO SHARE OF EACH PROVINCE	QUANTITY					VALUE				
	1930-31	1931-32	1932-33	1933-34	1934-35	1930-31	1931-32	1932-33	1933-34	1934-35
						R	R	R	R	R
Textiles—continued										
Cotton—continued										
<i>Twist and Yarn—concluded</i>										
<i>Total, Twist and Yarn—contd.</i>	Lbs.	Lbs.	Lbs.	Lbs.	Lbs.					
Austria	6,000	11,806	11,431	27,018
Iran	75,800	87,692	40,439	51,503
Siam	100,000	80,000	55,502	40,346	..
China (exclusive of Hong-kong and Macao)	11,723,238	13,215,238	13,305,400	10,209,275	12,725,025	95,67,790	92,01,301	84,13,610	64,65,624	92,00,653
Japan	6,894,903	6,206,197	19,148,809	11,683,938	11,339,411	83,56,386	82,82,377	1,60,71,159	96,07,135	1,15,94,765
United States of America— Via Atlantic Coast	110	1,661	206	1,139	4,401	308	3,036	405	1,480	8,275
Other Foreign Countries	1,200	1,900	18	225	1,810	18
TOTAL FOREIGN COUNTRIES	18,801,002	19,042,473	31,643,792	22,081,796	24,185,839	1,81,60,716	1,76,91,251	2,46,37,714	1,61,56,011	2,00,00,800
Share of Bengal	10,552,920	11,127,761	16,018,061	15,351,023	11,379,758	92,46,419	84,66,413	1,10,62,933	1,04,49,423	89,76,493
" Bombay	10,189,042	12,091,070	17,391,371	9,533,584	14,319,317	1,17,98,567	1,32,45,914	1,64,59,509	36,82,186	1,36,73,723
" Sind	156,823	274,919	213,138	111,170	132,245	1,75,542	2,09,161	1,94,538	95,257	1,30,474
" Madras	6,995,006	6,622,923	9,415,667	5,485,483	6,056,802	83,46,344	65,92,764	86,15,776	54,33,599	64,83,260
" Burma	1,356,124	1,518,482	2,065,145	1,573,963	2,124,509	12,70,634	13,23,977	15,29,760	10,89,717	17,10,001
TOTAL	29,139,915	31,575,100	45,103,382	32,055,163	34,013,131	3,08,37,006	2,98,88,231	3,78,82,411	2,57,50,132	3,09,82,041
Manufactures—										
Blankets (III. P)—	Lbs.	Lbs.	Lbs.	Lbs.	Lbs.					
United Kingdom (including Channel Islands)	10,291	2,303	2,159	14,815	10,363	9,513	2,624	2,230	6,358	8,774
Kenya Colony	24,050	5,800
Other British Possessions	1,046	77	303	238	3,773	650	85	229	273	3,504
TOTAL BRITISH EMPIRE	85,387	2,380	2,462	15,103	14,136	15,963	2,909	2,459	6,631	12,273
Germany	251,371	35,995	27,742	66	117,164	98,264	21,097	9,176	117	44,349
Netherlands	1,855,684	1,570,654	499,052	1,400	142,606	8,39,836	6,63,257	2,20,781	492	58,320
Belgium	182,235	259,326	94,251	22,685	14,820	1,00,713	89,310	37,453	8,577	4,801
Switzerland	17,528	12,804
Italy (including Fiume)	459,660	40,239	..	735	46,559	2,03,768	20,047	..	735	32,649
Japan	595,833	364,960	584,405	232,620	1,038,726	5,09,969	3,22,981	3,39,276	1,66,958	7,46,376
Other Foreign Countries	2,006	763	1,343	681	803	5,047	1,281	1,428	598	525
TOTAL FOREIGN COUNTRIES	8,374,317	2,281,437	1,207,693	268,487	1,405,747	18,25,461	11,17,982	6,14,111	1,77,477	8,87,019
Share of Bengal	1,127,062	873,047	203,463	53,653	432,172	4,79,318	3,22,295	40,636	23,937	2,38,663
" Bombay	35,713	8,222	15,262	14,171	68,511	14,743	7,543	12,413	10,683	52,211
" Sind	73,711	142	3,213	1,285	3,142	50,046	153	2,862	1,010	3,324
" Madras	2,408	1,402	11,183	2,439	4,402	4,412	2,356	5,834	3,027	4,267
" Burma	2,170,810	1,401,004	1,074,034	201,992	911,656	12,92,906	7,88,539	5,54,826	1,45,461	6,00,332
TOTAL	3,400,704	2,283,817	1,210,165	273,500	1,410,683	18,41,424	11,20,801	6,16,570	1,84,108	8,90,207
Brads (III. P)*—					Lbs.					
United Kingdom (including Channel Islands)	—	—	—	—	1,108	—	—	—	—	1,247
Germany	—	—	—	—	3,071	—	—	—	—	8,011
Czechoslovakia	—	—	—	—	3,365	—	—	—	—	6,980
Japan	—	—	—	—	107,403	—	—	—	—	1,22,010
Other Foreign Countries	—	—	—	—	216	—	—	—	—	530
TOTAL FOREIGN COUNTRIES	—	—	—	—	204,054	—	—	—	—	1,37,531
Share of Bengal	—	—	—	—	192,560	—	—	—	—	1,18,906
" Bombay	—	—	—	—	4,233	—	—	—	—	5,180
" Sind	—	—	—	—	4,094	—	—	—	—	9,344
" Madras	—	—	—	—	2,310	—	—	—	—	2,969
" Burma	—	—	—	—	1,615	—	—	—	—	1,879
TOTAL	—	—	—	—	205,162	—	—	—	—	1,38,778

* Separately recorded from 1934-35.

No. 10—continued

ARTICLES, AND COUNTRIES OF CONSIGNMENT; ALSO SHARE OF EACH PROVINCE	QUANTITY					VALUE				
	1930-31	1931-32	1932-33	1933-34	1934-35	1930-31	1931-32	1932-33	1933-34	1934-35
Textiles—continued										
Cotton—continued										
Manufactures—continued										
Handkerchiefs and Shawls in the piece—continued	No.	No.	No.	No.	No.	R	R	R	R	R
Shawls (III. P)—continued										
Share of Bengal . . .	92,304	679	2,106	3,130	18,520	1,61,139	1,082	4,584	6,059	20,223
„ Bombay	1,566	1,563
„ Sind	49,678	300	25,266	266	..
„ Madras	12	1,440	9	397
„ Burma . . .	6,881	28,978	25,428	31,956	10,204	5,956	20,134	19,581	16,696	5,041
TOTAL	99,185	29,669	80,218	35,386	28,724	1,67,095	21,825	51,391	23,019	25,263
Total Handkerchiefs and Shawls in the piece—	No.	No.	No.	No.	No.					
United Kingdom (including Channel Islands) . . .	3,147,311	1,512,834	3,342,967	2,608,494	3,369,250	3,77,668	2,18,938	5,17,311	3,20,407	3,23,770
Other British Possessions . . .	5,064	18,756	21,788	6,484	63,950	1,076	1,985	1,431	663	2,757
TOTAL BRITISH EMPIRE	3,152,375	1,531,590	3,364,755	2,614,978	2,433,200	3,78,739	2,20,923	5,18,742	3,21,070	3,26,527
Germany . . .	13,945	1,440	15,120	7,079	187	14,003
Italy (including Fiume) . . .	46,429	83,612
Czechoslovakia . . .	9,000	12,572
Japan . . .	733,632	264,772	1,211,608	2,654,841	2,294,286	35,060	30,050	55,362	1,20,800	1,02,262
Other Foreign Countries . . .	12,709	9,344	75,924	24,825	3,844	1,104	1,205	5,671	3,743	189
TOTAL FOREIGN COUNTRIES	815,715	275,556	1,302,552	2,679,669	2,298,130	1,36,517	31,505	76,036	1,24,543	1,02,451
Share of Bengal . . .	1,634,784	531,959	380,551	556,785	575,798	2,71,177	44,691	62,752	39,024	57,511
„ Bombay . . .	604,446	23,148	740,441	715,276	489,602	57,001	2,459	72,700	55,746	50,232
„ Sind . . .	211,645	604,694	1,743,558	896,618	1,329,360	47,586	1,28,862	3,09,327	1,51,969	2,15,595
„ Madras . . .	89,352	7,262	2,931	69,206	218,143	11,572	1,271	878	4,082	15,551
„ Burma . . .	1,377,863	640,033	1,799,821	2,756,763	2,113,533	1,30,920	75,155	1,47,621	1,44,763	90,089
TOTAL	3,968,090	1,807,146	4,667,302	5,294,647	4,731,330	5,18,256	2,52,428	5,93,778	4,46,613	4,28,978
Hosiery—										
Stockings and socks (III. P)—	Dozen	Dozen	Dozen	Dozen	Dozen					
United Kingdom (including Channel Islands) . . .	5,891	3,348	3,868	8,750	7,316	32,031	25,492	19,119	18,015	40,183
Hongkong . . .	404,116	292,856	197,317	62,932	15,664	3,90,880	2,38,779	1,81,190	59,825	18,848
Other British Possessions . . .	879	2,499	331	58	533	2,182	3,208	416	89	827
TOTAL BRITISH EMPIRE	410,886	298,703	201,511	71,790	23,513	4,25,673	2,67,477	2,00,725	78,929	59,858
Germany . . .	5,347	15,078	8,259	6,304	12,249	37,407	84,907	78,717	53,386	37,030
Italy (including Fiume) . . .	11,728	4,539	1,434	73	1,802	24,805	9,752	3,382	300	5,660
China (exclusive of Hongkong and Macao) . . .	75,751	11,444	43,075	13,764	5,239	92,087	14,985	45,025	15,920	9,025
Japan . . .	307,040	302,768	307,235	322,083	330,674	5,96,041	3,84,332	3,28,174	3,20,098	3,01,930
United States of America—										
Via Atlantic Coast . . .	16,578	17,865	9,146	3,652	10,023	1,09,132	1,07,089	50,057	18,817	60,275
„ Pacific „ . . .	1	1	8	0
Other Foreign Countries . . .	564	972	106	250	514	2,657	4,259	1,393	1,342	3,047
TOTAL FOREIGN COUNTRIES	417,009	352,666	369,395	340,116	311,162	3,63,037	6,05,324	10,02,748	9,10,763	10,67,479

GENERAL IMPORTS

(400)

No. 10—continued

ARTICLES, AND COUNTRIES OF CONSIGNMENT; ALSO SHARE OF EACH PROVINCE	QUANTITY					VALUE				
	1930-31	1931-32	1932-33	1933-34	1934-35	1930-31	1931-32	1932-33	1933-34	1934-35
						R	R	R	R	R
Textiles—continued										
Cotton—continued										
Manufactures—continued										
Hosiery—continued										
Stockings and socks (III.P)— continued	Dozen Pairs	Dozen Pairs	Dozen Pairs	Dozen Pairs	Dozen Pairs					
Share of Bengal	389,114	399,759	443,801	329,840	331,864	5,65,650	2,45,666	4,28,334	3,26,324	3,40,496
„ Bombay	274,749	335,798	404,150	406,211	337,051	4,20,530	4,39,331	4,55,425	4,46,634	4,60,896
„ Sind	89,748	81,177	159,349	135,408	229,538	1,73,315	1,31,422	2,04,416	1,59,458	2,75,808
„ Madras	10,748	4,479	9,617	4,411	1,306	17,771	5,876	18,078	4,623	4,314
„ Burma	63,636	30,156	54,589	42,038	34,906	1,11,444	50,506	67,110	49,553	45,926
TOTAL* { doz. prs. = lbs.	827,895	651,869	1,070,906	917,966	934,665 = 705,877	12,88,710	8,72,801	12,03,473	9,86,592	11,27,342
Underwear (III. P)—	Dozen	Dozen	Dozen	Dozen	Dozen					
United Kingdom (including Channel Islands)	1,482	1,362	3,560	7,666	13,122	15,457	13,518	24,731	46,572	77,404
Straits Settlements	521	3,718	6,352	1,056	522	2,870	8,144	11,198	2,294	2,280
Hongkong	3,936	6,487	18,324	12,762	4,730	54,194	42,721	49,863	41,260	23,912
Other British Possessions	283	180	1,077	117	206	1,393	1,256	2,732	555	1,152
TOTAL BRITISH EMPIRE	6,222	11,697	29,313	21,601	18,589	73,914	65,689	88,624	90,671	1,04,808
Germany	35,336	3,370	4,804	4,579	3,897	2,35,682	33,702	48,358	48,802	34,458
Japan	2,140,017	1,272,087	2,589,698	3,091,168	1,678,360	70,06,440	36,98,076	51,28,120	60,82,330	28,76,660
United States of America— Via Atlantic Coast	2,089	2,566	1,305	822	1,094	19,100	19,593	10,923	6,570	10,030
Other Foreign Countries	2,837	915	1,142	318	679	14,119	5,470	6,018	1,589	3,070
TOTAL FOREIGN COUNTRIES	2,180,779	1,278,938	2,606,940	3,096,987	1,684,030	72,76,341	37,56,751	51,93,139	61,39,207	29,25,182
Share of Bengal	1,446,514	685,598	1,150,812	1,594,223	756,359	47,24,288	17,49,543	21,70,392	31,44,271	14,35,271
„ Bombay	282,618	314,609	681,316	701,736	403,600	3,92,622	7,92,622	12,01,167	13,34,495	6,18,214
„ Sind	60,949	95,978	232,456	332,174	163,691	1,94,322	2,73,930	5,62,361	6,32,597	3,13,927
„ Madras	5,911	312	13,778	25,110	992	22,120	1,216	27,491	49,392	2,168
„ Burma	391,009	294,238	547,870	465,246	278,067	15,16,003	9,99,879	13,19,842	10,69,303	6,60,680
TOTAL* { doz. prs. = lbs.	2,187,001	1,290,685	2,626,282	3,118,488	1,002,619 = 2,065,338	78,40,255	38,22,390	52,81,063	63,20,968	30,90,940
Other sorts (III. P)—										
United Kingdom (including Channel Islands)	—	—	—	—	—	19,507	13,767	17,131	57,312	32,160
Straits Settlements	—	—	—	—	—	414	288	450	105	5,333
Hongkong	—	—	—	—	—	30,758	42	169	5,453	3,014
Other British Possessions	—	—	—	—	—	1,482	50	4,205	393	107
TOTAL BRITISH EMPIRE	—	—	—	—	—	52,165	14,186	22,005	63,263	40,614
Germany	—	—	—	—	—	7,068	6,765	20,920	65,382	3,026
Japan	—	—	—	—	—	48,856	76,266	1,76,399	3,47,363	16,74,252
United States of America— Via Atlantic Coast	—	—	—	—	—	31,7	17,400	34,936	28,110	13,667
Other Foreign Countries	—	—	—	—	—	2,485	3,571	1,555	1,792	4
TOTAL FOREIGN COUNTRIES	—	—	—	—	—	90,180	1,04,071	2,33,824	4,42,653	16,91,549

* Quantity in lbs. recorded from 1934-35.

No. 10—continued

ARTICLES, AND COUNTRIES OF CONSIGNMENT; ALSO SHARE OF EACH PROVINCE	QUANTITY					VALUE				
	1930-31	1931-32	1932-33	1933-34	1934-35	1930-31	1931-32	1932-33	1933-34	1934-35
						R	R	R	R	R
<i>Textiles—continued</i>										
<i>Cotton—continued</i>										
<i>Manufactures—continued</i>										
<i>Hosiery—concluded</i>										
<i>Other sorts (III. F)—continued</i>										
Share of Bengal	—	—	—	—	—	1,01,829	85,893	1,89,935	3,36,878	8,40,066
„ Bombay	—	—	—	—	—	16,360	7,741	59,804	1,04,335	3,66,747
„ Sind	—	—	—	—	—	337	1,297	1,26,190
„ Madras	—	—	—	—	—	20,457	18,804	3,237	57,303	6,403
„ Burma	—	—	—	—	—	3,303	5,819	2,853	6,103	2,32,737
TOTAL	—	—	—	—	—	1,42,286	1,18,257	2,55,829	5,05,016	10,22,168
<i>Total value of Hosiery—</i>										
United Kingdom (including Channel Islands)	—	—	—	—	—	67,595	52,807	61,111	1,22,799	1,40,812
Ceylon (excluding Maldives)	—	—	—	—	—	2,288	608	7,016	404	684
Straits Settlements	—	—	—	—	—	5,448	11,025	11,901	2,478	7,867
Hongkong	—	—	—	—	—	4,76,827	2,81,542	2,81,222	1,03,528	45,774
Other British Possessions	—	—	—	—	—	590	635	4	494	1,148
TOTAL BRITISH EMPIRE	—	—	—	—	—	5,51,748	8,47,802	8,11,254	2,29,768	2,05,286
Germany	—	—	—	—	—	2,80,142	1,25,374	1,47,995	1,67,570	1,25,114
Italy (including Fiume)	—	—	—	—	—	31,031	12,440	4,809	520	6,825
China (exclusive of Hongkong and Macao)	—	—	—	—	—	96,989	20,392	47,407	17,387	10,619
Japan	—	—	—	—	—	76,51,837	41,68,074	61,22,693	72,50,697	53,52,841
United States of America—										
Via Atlantic Coast	—	—	—	—	—	1,60,018	1,44,061	1,01,630	58,593	78,081
„ Pacific „	—	—	—	—	—	8	6
Other Foreign Countries	—	—	—	—	—	8,983	5,205	5,177	3,036	5,774
TOTAL FOREIGN COUNTRIES	—	—	—	—	—	82,28,608	44,66,146	64,29,711	74,92,713	55,74,160
Share of Bengal	—	—	—	—	—	53,91,767	29,81,102	27,89,211	38,07,468	26,16,853
„ Bombay	—	—	—	—	—	13,29,412	12,39,894	17,46,456	18,36,464	14,45,857
„ Sind	—	—	—	—	—	3,67,974	4,10,352	7,66,777	7,93,262	7,15,623
„ Madras	—	—	—	—	—	60,348	25,896	48,716	1,11,318	12,789
„ Burma	—	—	—	—	—	16,30,760	10,56,204	13,89,805	11,24,964	9,89,323
TOTAL	—	—	—	—	—	87,80,251	48,18,448	67,40,905	77,22,476	57,70,445
<i>Lace and patent net (III. F)—</i>										
United Kingdom (including Channel Islands)	Yards	Yards	Yards	Yards	Yards	487,098	788,967	1,469,021	1,479,498	1,928,239
Other British Possessions	25	354	108	123	132	12	354	88	240	138
TOTAL BRITISH EMPIRE	487,123	789,321	1,469,124	1,479,621	1,928,371	2,72,101	3,92,784	6,42,108	6,51,602	8,51,350
Germany	57,355	56,064	10,591	220	3,168	29,499	23,172	5,603	788	1,783
Belgium	52,526	94,529	63,782	..	2,271	28,981	47,874	37,273	..	1,393
France	361,869	283,891	143,429	4,028	12,058	1,73,572	1,19,165	66,812	2,823	3,872
Switzerland	38,910	17,256	3,681	20,861	9,034	3,255
Italy (including Fiume)	20,607	6,398	1,606	18,544	3,934	1,239
Japan	112,145	60,404	163,118	268,084	488,660	23,889	13,097	28,038	42,523	64,664
United States of America—										
Via Atlantic Coast	34,880	2,261	11,781	504
Other Foreign Countries	959	1,026	2,637	..	1,398	764	419	1,537	..	839
TOTAL FOREIGN COUNTRIES	684,781	521,820	838,844	271,241	507,555	3,07,340	2,10,339	1,43,755	46,079	71,400

GENERAL IMPORTS

(402)

No. 10—continued

ARTICLES, AND COUNTRIES OF CONSIGNMENT; ALSO SHARE OF EACH PROVINCE	QUANTITY					VALUE				
	1930-31	1931-32	1932-33	1933-34	1934-35	1930-31	1931-32	1932-33	1933-34	1934-35
Textiles—continued										
Cotton—continued										
Manufactures—continued										
Lace and patent net (III. P) —continued	Yards	Yards	Yards	Yards	Yards	R	R	R	R	R
Share of Bengal	352,598	369,645	625,374	423,333	675,117	1,23,008	1,61,078	2,39,207	1,36,601	2,32,244
„ Bombay	431,944	615,192	828,262	924,943	1,249,212	2,19,934	3,02,967	3,69,633	3,03,000	4,86,900
„ Sind	120	315	..
„ Madras	84,652	76,966	123,708	115,588	143,474	43,578	36,242	62,314	44,992	67,944
„ Burma	402,643	260,347	281,624	286,381	363,123	1,93,011	1,11,796	1,24,769	1,23,073	1,45,767
TOTAL	1,171,854	1,311,150	1,857,968	1,750,862	2,485,926	6,79,581	6,12,078	7,85,803	6,07,981	9,22,865
Plecegoods—										
Grey (unbleached)—										
Plain grey—										
Chadars (III. P)—	Yards	Yards	Yards	Yards	Yards					
TOTAL BRITISH EMPIRE	4	..	3,072	1	..	990
Japan	60	14
Share of Bengal	3,672	990
„ Bombay	60	14
„ Madras	4	1
TOTAL	60	..	4	..	3,672	14	..	1	..	990
Dhatis, Saris and Scarves (III. P)—	Yards	Yards	Yards	Yards	Yards					
United Kingdom (including Channel Islands)	50,010	185,200	397,968	260,172	1,247,774	9,800	26,777	66,988	40,167	1,88,794
Other British Possessions	208	90	..
TOTAL BRITISH EMPIRE	50,040	185,200	397,968	260,380	1,247,774	9,800	26,777	66,988	40,257	1,88,794
China (exclusive of Hong- kong and Macao)	20,000	3,822
Japan	10,000	1,261
TOTAL FOREIGN COUNTRIES	..	20,000	10,000	..	3,822	1,261
Share of Bengal	20,000	10,000	..	3,822	1,261
„ Bombay
„ Sind	40	20
„ Madras	10,804	177,423	393,243	260,380	1,247,734	2,486	25,641	66,322	40,257	1,88,774
„ Burma	39,236	7,867	4,725	7,314	1,136	666
TOTAL	50,040	205,200	397,968	260,380	1,257,774	9,800	30,599	66,988	40,257	1,90,055
Drills and Jeans (III. P)—	Yards	Yards	Yards	Yards	Yards					
United Kingdom (including Channel Islands)	71,693	49,473	18,380	69,940	31,804	21,206	12,857	4,604	19,064	8,322
Other British Possessions	20,000	10,880	120	..	6,000	4,667	2,360	27	..	1,509
TOTAL BRITISH EMPIRE	91,693	60,353	18,500	69,940	37,804	25,873	15,217	4,631	19,064	9,831
Japan	1,982,000	2,339,473	1,003,430	1,393,600	329,800	4,20,048	4,66,828	1,79,161	1,93,537	54,140
United States of America—										
Fid Atlantic Coast	352,000	482,000	245,400	220,800	326,400	1,16,001	1,39,607	67,946	48,948	84,022
Other Foreign Countries	27	..	12,005	30	..	2,057
TOTAL FOREIGN COUNTRIES	2,334,027	2,822,078	1,260,925	1,524,400	656,200	5,46,579	6,06,435	2,39,184	2,42,485	1,38,162

No. 10—continued

ARTICLES, AND COUNTRIES OF CONSIGNMENT; ALSO SHARE OF EACH PROVINCE	QUANTITY					VALUE				
	1930-31	1931-32	1932-33	1933-34	1934-35	1930-31	1931-32	1932-33	1933-34	1934-35
						Rs	Rs	Rs	Rs	Rs
Textiles—continued										
Cotton—continued										
Manufactures—continued										
Fleecgoods—continued										
Grey (unbleached)—continued										
Plain grey—continued										
Drills and Jeans (III. P)—contd	Yards	Yards	Yards	Yards	Yards					
Share of Bengal . . .	198,237	15,000	60,495	151,840	6,200	56,213	3,822	7,128	16,618	1,443
" Bombay . . .	927,124	1,043,471	718,777	532,772	417,752	2,42,711	2,49,386	1,49,024	1,05,763	1,03,476
" Sind . . .	1,077,000	1,713,000	452,600	860,000	240,000	2,17,249	3,37,877	78,364	1,25,336	37,334
" Madras . . .	35,988	24,082	11,553	46,728	18,012	10,023	6,771	3,051	13,196	4,336
" Burma . . .	187,371	86,873	26,000	3,000	3,000	46,256	23,786	0,138	616	464
TOTAL . . .	2,425,720	2,862,426	1,270,425	1,594,340	904,004	5,72,452	6,21,652	2,43,795	2,61,544	1,48,058
Flannel and Flannelettes (III. P)—	Yards	Yards	Yards	Yards	Yards					
United Kingdom (including Channel Islands) . . .	22,455	4,000	6,084	6,121	1,646	1,200
Italy (including Fiume) . . .	275,083	55,115
Share of Bengal . . .	6,489	6,984	1,622	1,269
" Bombay	4,000	1,646
" Sind . . .	291,949	52,614
TOTAL . . .	298,488	4,000	6,984	61,236	1,646	1,269
Jaconets, including Madapolams, Mulls and Cambrics (III. P)—	Yards	Yards	Yards	Yards	Yards					
United Kingdom (including Channel Islands) . . .	10,180,180	23,630,224	20,645,870	22,086,764	20,844,440	36,78,001	34,95,014	37,05,244	30,04,184	27,40,417
Other British Possessions	1,338	5,768	407	1,541	..
TOTAL BRITISH EMPIRE . . .	10,180,180	23,630,224	20,647,012	22,092,532	20,844,440	36,78,001	34,95,014	37,05,651	30,05,676	27,40,417
Italy (including Fiume) . . .	18,048	4,804
Japan . . .	9,500	30,000	24,500	10,000	2,087	1,979	4,867	10,917	1,731	805
Other Foreign Countries	11	8
TOTAL FOREIGN COUNTRIES . . .	27,548	30,000	124,511	10,000	2,087	6,788	4,867	10,920	1,731	608
Share of Bengal . . .	2,907,629	1,486,683	1,148,325	1,903,971	1,224,278	4,20,848	1,57,542	1,00,832	1,92,634	1,07,263
" Bombay . . .	6,808,415	10,314,874	13,277,078	10,275,630	10,313,937	7,02,097	10,15,452	14,32,073	11,22,529	11,56,892
" Sind . . .	637,787	1,713,847	2,502,943	2,365,948	3,397,975	39,563	2,12,933	3,19,664	2,73,671	3,91,983
" Madras . . .	9,842,953	10,141,823	9,843,279	7,566,933	6,011,237	24,61,976	21,13,550	19,33,902	14,18,922	10,90,884
" Burma . . .	20,043	2,997	6,301	364
TOTAL . . .	19,216,782	23,660,224	26,771,623	22,102,632	20,847,427	36,70,784	34,00,871	37,85,671	30,07,406	27,47,012
Longcloth and Shirtings (III. P)—	Yards	Yards	Yards	Yards	Yards					
United Kingdom (including Channel Islands) . . .	5,074,614	3,350,440	3,776,947	3,762,303	2,003,558	10,50,524	3,90,284	4,84,059	4,34,688	2,21,005
Straits Settlements . . .	32,715	1,006	25	1,785	28	6,232	267	9	595	7
Hongkong . . .	29,920	35,415	22,130	8,260	9,310	4,720
Other British possessions . . .	2,188	6,004	57	4,865	1,910	537	824	20	1,159	304
TOTAL BRITISH EMPIRE . . .	5,139,437	3,392,874	3,799,169	3,768,953	2,005,496	10,65,658	4,00,785	4,88,814	4,36,140	2,21,810
China (exclusive of Hongkong and Macao) . . .	2,248,500	3,350,545	405,800	40	195,200	4,32,477	6,46,568	57,800	5	21,001
Japan . . .	158,805,146	127,029,170	178,500,072	109,010,052	149,669,080	3,05,52,380	2,10,09,076	2,51,65,240	1,58,86,986	1,91,74,250

GENERAL IMPORTS

No. 10—continued

ARTICLES, AND COUNTRIES OF CONSIGNMENT; ALSO SHARE OF EACH PROVINCE	QUANTITY					VALUE				
	1930-31	1931-32	1932-33	1933-34	1934-35	1930-31	1931-32	1932-33	1933-34	1934-35
Textiles—continued						R	R	R	R	R
Cotton—continued										
Manufactures—continued										
Finegoods—continued										
Grey (unbleached)—continued										
Plain grey—continued										
Longcloth and shirtings (III. P)—continued										
United States of America—	Yards	Yards	Yards	Yards	Yards					
 Via Atlantic Coast . . .	40,000	45	1,605	7,789	11	268
 Other Foreign Countries . . .	451	40	8,810	88,084	49	378	55	1,204	3,924	9
TOTAL FOREIGN COUNTRIES . . .	101,184,097	130,379,800	178,975,232	109,037,766	149,806,903	3,09,02,083	2,16,44,710	2,52,24,244	1,33,89,915	1,91,95,574
Share of Bengal . . .	66,928,073	48,833,659	12,730,551	39,886,107	45,134,920	1,26,87,080	78,10,946	99,21,601	35,60,890	54,06,598
 " Bombay . . .	51,146,211	48,164,898	61,033,838	51,480,112	69,637,694	1,04,08,909	81,27,396	87,14,925	63,79,907	91,30,836
 " Sind . . .	13,276,089	11,631,727	16,522,734	14,597,647	15,731,788	26,83,350	21,34,367	26,33,436	19,50,969	22,03,094
 " Madras . . .	21,113,760	16,726,693	26,212,259	13,032,702	16,482,439	37,78,031	28,38,618	35,87,015	15,28,869	20,61,350
 " Burma . . .	13,349,401	8,410,699	6,275,029	3,830,141	4,895,560	26,01,116	13,43,623	8,56,031	4,55,430	6,14,962
TOTAL . . .	166,823,634	133,772,674	182,774,441	112,826,709	151,932,389	3,20,58,536	2,20,45,495	2,57,13,053	1,38,20,065	1,94,16,890
Printers (III. P)—	Yards	Yards	Yards	Yards	Yards					
United Kingdom (including Channel Islands) . . .	6,086	61	94	2,132	54	100
Share of Bombay . . .	6,035	2,132
 " Madras	61	94	54	100
TOTAL . . .	6,035	61	94	2,132	54	100
Sheetings (III. P)—	Yards	Yards	Yards	Yards	Yards					
Hongkong . . .	24,000	6,000
Other British Possessions . . .	14,378	76	7,662	110	3,918	4,812	84	1,684	218	1,278
TOTAL BRITISH EMPIRE . . .	38,373	76	7,662	110	3,918	10,812	84	1,684	218	1,278
China (exclusive of Hongkong and Macao) . . .	172,500	510,000	247,500	..	229,500	24,915	72,608	33,629	..	39,392
Japan . . .	3,741,800	3,188,500	4,783,840	2,197,072	2,181,107	7,03,524	5,03,107	7,59,075	3,27,689	3,33,290
United States of America—										
 Via Atlantic Coast . . .	142,500	..	18,520	87,500	..	28,333	..	2,073	5,857	..
 Other Foreign Countries . . .	759	6,200	68	492	1,102	10
TOTAL FOREIGN COUNTRIES . . .	4,067,559	3,784,700	5,044,928	2,234,578	2,410,607	7,62,264	6,36,905	7,94,183	3,33,046	4,22,682
Share of Bengal . . .	184,380	20,000	352,100	844,300	2,023,607	48,644	4,998	53,658	1,08,031	3,35,406
 " Bombay . . .	3,044,543	3,709,705	4,692,383	1,390,273	390,668	6,46,866	6,31,328	7,41,106	2,24,065	88,341
 " Madras	25	1,495	60	66	195	37	..
 " Burma . . .	887,029	5,045	6,812	80	250	1,78,567	597	1,512	151	213
TOTAL . . .	4,095,932	3,784,775	5,052,690	2,284,633	2,414,525	7,73,076	6,36,980	7,96,472	3,33,204	4,23,000
F. Cloth and Domestic (III. P)—	Yards	Yards	Yards	Yards	Yards					
United Kingdom (including Channel Islands) . . .	3,730	1,020	13,592	164	..	1,034	208	3,044	26	..
Japan . . .	38,400	5,100

No. 10—continued

ARTICLES, AND COUNTRIES OF CONSIGNMENT; ALSO SHARE OF EACH PROVINCE	QUANTITY					VALUE				
	1930-31	1931-32	1932-33	1933-34	1934-35	1930-31	1931-32	1932-33	1933-34	1934-35
						R	R	R	R	R
Textiles—continued										
Cotton—continued										
Manufactures—continued										
Plecegoods—continued										
Grey (unbleached)—continued										
Plain grey—continued										
T. Cloth and Domestic (III. P)—continued	Yards	Yards	Yards	Yards	Yards					
Share of Bengal	33,400	..	4,704	5,100	..	808
„ Bombay
„ Sind	3,730	1,020	8,888	164	..	1,064	203	3,236	26	..
TOTAL	42,180	1,020	13,592	164	..	6,164	203	3,044	26	..
Unspecified descriptions (III. P)—	Yards	Yards	Yards	Yards	Yards					
United Kingdom (including Channel Islands)	1,019,781	1,687,172	1,204,592	904,427	869,025	1,70,893	2,18,485	1,49,041	1,05,458	1,05,041
Ceylon (excluding Maldives)	23,517	46,838	15,071	44,960	25,590	9,094	11,844	5,215	9,578	5,053
Other British Possessions	12,157	754	18,876	3,205	50	4,555	240	4,693	923	18
TOTAL BRITISH EMPIRE	1,055,455	1,734,764	1,238,539	952,592	895,271	1,80,542	2,30,569	1,68,940	1,15,959	1,10,112
Italy	6,614	4,792	..	73	25,378	1,473	1,108	..	20	13,757
Japan	210,624	..	14,505	810	18,271	35,844	..	3,019	188	6,938
Other Foreign Countries	6,224	20	281	4	15,051	2,598	20	255	2	5,780
TOTAL FOREIGN COUNTRIES	223,462	4,812	14,786	896	58,700	39,915	1,128	3,274	160	26,475
Share of Bengal	261,323	33,012	36,342	16,463	111,438	56,653	6,364	6,514	4,273	15,846
„ Bombay	301,912	1,164,693	790,388	716,361	685,499	40,965	1,34,086	91,905	74,914	51,289
„ Sind	541	44,418	453	21,939
„ Madras	700,397	547,675	396,047	195,439	93,240	1,29,035	79,054	57,951	29,572	19,648
„ Burma	14,744	4,096	29,748	25,325	14,376	3,352	1,543	5,353	7,360	4,566
TOTAL	1,278,917	1,739,276	1,253,125	953,488	953,971	2,30,457	2,21,647	1,62,223	1,16,119	1,36,587
Total Plain grey—	Yards	Yards	Yards	Yards	Yards					
United Kingdom (including Channel Islands)	25,439,410	28,907,764	32,064,914	27,083,880	25,071,575	49,42,868	41,35,354	44,74,764	36,03,453	32,78,001
Ceylon (excluding Maldives)	25,705	46,842	16,585	54,501	31,590	9,681	11,928	5,676	12,033	6,622
Straits Settlements	56,852	1,760	12,701	6,270	278	19,577	507	4,702	1,845	50
Hongkong	69,940	43,415	22,130	17,937	11,310	4,720
Other British Possessions	4,500	8,580	..	20	1,900	105	1,200	..	8	304
TOTAL BRITISH EMPIRE	25,596,407	29,008,361	32,122,330	27,144,071	25,105,349	49,84,913	41,60,299	44,89,862	36,17,889	32,80,007
Italy (including Fiume)	800,640	4,812	4,095	73	25,378	61,392	1,116	857	20	13,757
China (exclusive of Hongkong and Macao)	2,421,000	3,910,545	681,300	40	424,700	4,57,392	6,22,096	92,029	5	60,453
Japan	164,877,580	132,587,148	184,486,947	112,531,144	152,212,154	3,17,33,743	2,21,32,955	2,61,26,413	1,59,09,081	1,96,20,463
United States of America—										
Via Atlantic Coast	534,696	482,645	259,065	258,300	336,065	1,52,788	1,39,618	60,094	54,305	84,050
Other Foreign Countries	7,265	6,240	9,025	38,068	7,100	3,433	1,169	1,397	3,126	5,117
TOTAL FOREIGN COUNTRIES	168,141,131	130,991,385	185,420,432	112,827,625	153,005,397	3,24,08,753	2,28,97,857	2,62,31,390	1,59,67,857	1,97,84,749

GENERAL IMPORTS

No. 10—continued

ARTICLES, AND COUNTRIES OF CONSIGNMENT; ALSO SHARE OF EACH PROVINCE	QUANTITY					VALUE				
	1930-31	1931-32	1932-33	1933-34	1934-35	1930-31	1931-32	1932-33	1933-34	1934-35
	Yards	Yards	Yards	Yards	Yards	₹	₹	₹	₹	₹
Textiles—continued										
Cotton—continued										
Manufactures—continued										
Piecegoods—continued										
Grey (unbleached)—continued										
Total Plain grey—continued										
Share of Bengal	70,534,411	50,413,354	74,332,447	32,802,681	48,571,099	1,31,76,169	79,87,494	1,00,90,341	35,73,346	58,70,065
" Bombay	61,234,300	64,391,539	80,512,464	64,395,948	81,345,699	1,19,42,693	1,01,49,834	1,11,39,093	78,06,568	1,06,00,884
" Sind	15,287,096	15,059,594	19,497,166	17,323,759	19,423,219	30,51,313	26,85,400	30,33,750	23,50,008	26,54,870
" Madras	31,703,907	27,617,682	36,858,572	21,092,292	23,367,662	63,81,600	48,64,374	56,47,867	30,30,843	33,58,492
" Burma	14,977,324	8,517,577	6,342,114	3,858,518	4,913,176	28,41,906	13,71,054	8,70,201	4,63,617	6,20,505
TOTAL	193,737,538	165,999,746	217,542,762	139,072,296	178,110,746	8,78,93,671	2,70,68,156	3,07,71,262	1,75,84,670	2,30,04,816
Bordered grey—										
Chaddars (III. P)—										
United Kingdom (including Channel Islands)	274,780	5,457	45,238	74,352	68,505	56,787	847	7,816	14,346	13,604
Japan	18,000	8,812
Share of Bengal	292,780	5,457	45,238	74,352	68,505	65,599	847	7,816	14,346	13,604
Dhulis, Saris, and Scarves (III. P)—										
United Kingdom (including Channel Islands)	117,534,294	30,764,145	78,963,494	60,986,561	78,992,018	2,31,12,456	54,17,040	1,31,12,500	98,65,746	1,18,90,070
Other British Possessions	3,000	..	84	1,180	42,368	1,250	..	89	291	5,590
TOTAL BRITISH EMPIRE	117,537,294	30,764,145	78,963,578	60,987,741	74,034,386	2,31,13,706	54,17,040	1,31,12,589	98,66,037	1,18,95,669
Japan	53,423,570	52,628,756	59,429,697	29,052,634	38,578,603	80,86,606	67,67,259	68,34,210	30,96,746	48,69,692
Other Foreign Countries	5,838	..	4,500	2,007	..	784
Total Foreign Countries	53,423,570	52,628,756	59,435,535	29,052,634	38,583,103	80,86,606	67,67,259	68,36,217	30,96,746	48,60,476
Share of Bengal	153,218,896	79,293,920	124,050,742	79,113,494	104,327,077	2,85,69,543	1,14,73,482	1,76,36,025	1,11,23,689	1,49,79,088
" Bombay	4,194,120	336,817	3,613,347	3,341,208	1,593,154	9,30,123	62,714	6,37,806	5,26,627	3,16,780
" Sind	660,651	226,843	809,276	1,365,607	1,261,091	1,44,807	43,124	1,44,620	2,31,956	2,09,063
" Madras	7,069,255	2,988,746	7,058,747	5,269,339	3,664,016	14,08,209	5,29,797	12,36,238	9,52,416	5,97,255
" Burma	827,942	496,576	2,867,001	960,727	1,772,152	1,47,629	75,132	3,04,867	1,22,255	1,23,969
TOTAL	170,980,864	83,392,001	138,399,113	90,040,375	112,617,489	3,12,00,311	1,21,84,299	1,99,49,506	1,20,62,783	1,62,56,145
Drills and Jeans (III. P)—										
United Kingdom (including Channel Islands)	1,200	1,354
Share of Bombay	1,200	1,354
Flannel and Flannelettes (III. P)										
United Kingdom (including Channel Islands)
Jaconets, including Madapolams, Mulls and Cambrics (III. P)—										
United Kingdom (including Channel Islands)	46,122	46,322	3,006,008	13,796	10,687	5,20,820
Japan	20,000	3,838
Share of Bengal	3,006,457	5,10,092
" Bombay	13,322	2,400	..	2,866	560	..
" Madras	30,790	43,922	103,797	8,374	9,727	19,761
" Burma	12,000	7,749	2,557	511
TOTAL	46,122	46,322	3,116,008	13,796	10,687	5,30,664

No. 10—continued

ARTICLES, AND COUNTRIES OF CONSIGNMENT; ALSO SHARE OF EACH PROVINCE	QUANTITY					VALUE				
	1930-31	1931-32	1932-33	1933-34	1934-35	1930-31	1931-32	1932-33	1933-34	1934-35
						R	R	R	R	R
Textiles—continued										
Cotton—continued										
Manufactures—continued										
Piecegoods—continued										
Grey (unbleached)—continued										
Bordered Grey—continued										
Longcloth and Shirtings (III. P)—	Yards	Yards	Yards	Yards	Yards					
United Kingdom (including Channel Islands)	423,700	74,854
Japan	2,042,299	3,51,924
Share of Bengal	3,366,059	4,26,773
Printers (III. P)	Yards	Yards	Yards	Yards	Yards					
Sheetings (III. P)—	Yards	Yards	Yards	Yards	Yards					
China (exclusive of Hongkong and Macao)	24,300	3,969
Share of Bengal	24,300	3,969
T. Cloth and Domestic (III. P)	Yards	Yards	Yards	Yards	Yards					
Unspecified descriptions (III. P)—	Yards	Yards	Yards	Yards	Yards					
United Kingdom (including Channel Islands)	66,594	20,304
Other British Possessions	920	1,958	..	9,800	..	1,120	737	..	1,458	..
TOTAL BRITISH EMPIRE	920	1,958	..	9,800	66,594	1,120	737	..	1,458	20,304
TOTAL FOREIGN COUNTRIES	..	40	32,700	42,106	0	4,233	3,061	..
Share of Bengal	49,506	66,594	5,009	20,304
„ Bombay	900	..	32,700	1,124	..	4,233
„ Madras	2,400	410	..
„ Burma	20	1,958	5	743
TOTAL	920	1,998	32,700	51,906	66,594	1,129	743	4,233	5,419	20,304
Total Bordered grey—										
United Kingdom (including Channel Islands)	117,857,206	30,771,560	79,008,782	61,117,035	77,046,880	2,31,86,517	54,18,024	1,31,20,400	93,02,237	1,25,25,658
Other British Possessions	3,020	..	84	1,180	42,368	1,255	..	39	291	5,599
TOTAL BRITISH EMPIRE	117,860,226	30,771,560	79,008,866	61,118,215	77,089,248	2,31,87,772	54,18,024	1,31,20,445	93,02,528	1,25,31,257
Japan	53,441,570	52,028,756	59,462,397	29,094,740	41,540,902	80,95,417	67,07,259	68,38,443	31,00,707	47,15,454
Other Foreign Countries	..	40	5,838	..	28,800	..	0	2,667	..	4,753
TOTAL FOREIGN COUNTRIES	53,441,570	52,028,796	59,468,235	29,094,740	41,569,702	80,95,417	67,07,259	68,41,110	31,00,707	47,20,207
Share of Bengal	158,511,676	79,299,377	124,128,650	79,239,752	111,357,992	2,80,36,142	1,14,74,329	1,76,47,974	1,11,49,944	1,59,63,835
„ Bombay	4,209,552	386,817	3,613,347	3,341,208	1,393,154	9,35,460	62,714	6,37,806	5,26,527	3,46,780
„ Sind	650,651	226,848	309,376	1,365,607	1,261,091	1,44,807	43,124	1,44,690	2,31,956	2,09,063
„ Madras	7,090,045	2,988,746	7,058,747	5,305,661	3,667,312	14,16,533	5,39,797	12,26,288	9,62,553	6,17,016
„ Burma	339,968	498,573	2,367,001	980,727	1,078,901	1,50,191	75,925	3,04,867	1,22,255	1,24,770
TOTAL	171,301,886	83,400,356	138,477,051	90,212,955	119,258,050	3,12,82,189	1,21,26,889	1,90,61,555	1,20,93,235	1,72,51,464
Total Grey (unbleached) Plain and Bordered—										
United Kingdom (including Channel Islands)	143,206,706	59,679,824	111,073,646	88,200,015	102,718,455	2,81,28,385	95,58,978	1,76,06,170	1,34,05,690	1,57,98,749
Aden and Dependencies	4,500	5,700	41,900	905	840	5,054
Ceylon (excluding Maldives)	28,705	46,842	16,657	55,681	31,596	10,881	11,928	5,760	12,324	6,622
Straits Settlements	56,872	1,760	18,718	6,270	2,646	18,582	507	4,717	1,845	899

GENERAL IMPORTS

(408)

No. 10—continued

ARTICLES, AND COUNTRIES OF CONSIGNMENT, ALSO SHARE OF EACH PROVINCE	QUANTITY					VALUE				
	1930-31	1931-32	1932-33	1933-34	1934-35	1930-31	1931-32	1932-33	1933-34	1934-35
	Yards	Yards	Yards	Yards	Yards	₹	₹	₹	₹	₹
<i>Textiles—continued</i>										
<i>Cotton—continued</i>										
<i>Manufactures—continued</i>										
<i>Placegoods—continued</i>										
<i>Grey (unbleached)—contd.</i>										
Total Grey (unbleached) Plain and Bordered—contd.										
Hongkong	60,940	43,415	22,130	17,937	11,310	4,720
Other British Possessions	2,880	..	20	360	..	8	..
TOTAL BRITISH EMPIRE	143,450,723	59,779,921	111,131,146	88,262,886	102,794,597	2,81,71,090	95,78,923	1,76,10,807	1,35,00,867	1,58,11,324
Italy (including Fiume)	300,640	4,812	4,095	73	25,378	61,392	1,116	857	20	19,767
China (exclusive of Hongkong and Macao)	2,421,000	3,910,545	661,300	40	463,500	4,57,392	6,22,996	92,620	5	65,206
Japan	218,319,100	186,215,899	243,949,344	141,625,834	193,753,056	3,98,29,165	2,89,00,217	3,20,84,856	1,70,09,788	2,43,36,917
United States of America— <i>Vid Atlantic Coast</i>	534,696	482,645	259,065	258,300	336,005	1,52,788	1,39,618	60,094	54,305	84,959
Other Foreign Countries	7,265	6,280	14,863	38,068	7,100	3,433	1,175	4,064	3,926	5,117
TOTAL FOREIGN COUNTRIES	221,582,701	189,620,181	244,888,607	141,922,365	194,575,099	4,05,04,170	2,95,65,122	3,31,22,500	1,70,68,044	2,45,04,958
Share of Bengal	229,046,087	129,712,731	198,461,327	112,042,433	159,929,631	4,18,11,301	1,94,81,823	2,77,38,315	1,50,23,290	2,18,23,900
<i> Bomday</i>	65,443,852	64,773,351	84,125,811	67,736,256	83,238,744	1,28,78,159	1,02,12,548	1,17,66,899	83,93,395	1,09,07,664
<i> Sind</i>	15,937,747	15,286,437	20,306,441	19,189,366	20,684,310	31,96,120	27,28,524	51,73,370	25,81,958	28,63,933
<i> Madras</i>	38,793,962	30,606,428	43,917,319	36,397,953	27,526,474	77,98,183	53,91,171	63,74,165	30,93,396	39,75,608
<i> Burma</i>	16,817,786	9,016,150	9,209,115	4,819,243	5,992,077	29,92,097	14,46,979	11,75,068	5,85,872	7,45,275
TOTAL	385,039,424	249,400,102	356,019,813	230,185,251	297,860,696	6,86,75,880	3,91,44,045	5,07,92,867	3,05,77,911	4,03,10,280
<i>White (bleached)—</i>										
<i>Chadars (III. P)—</i>										
United Kingdom (including Channel Islands)	84,656	..	17,200	3,645	..	14,684	..	5,909	774	..
Japan	6,000	900
Share of Bengal	84,656	..	17,200	3,645	6,000	14,684	..	5,909	774	900
<i>Checks, Spots and Stripes (III. P)—</i>										
United Kingdom (including Channel Islands)	2,934,469	3,585,945	7,744,610	4,351,946	4,729,503	7,94,461	8,01,858	17,91,274	11,91,291	13,01,927
Other British Possessions	806	916	48	5,480	657	155	220	30	1,193	100
TOTAL BRITISH EMPIRE	2,934,775	3,586,860	7,744,658	4,857,406	4,730,160	7,94,616	8,01,578	17,91,304	11,92,484	13,02,117
Switzerland	698,987	244,388	65,333	10,051	22,230	1,22,663	40,429	29,993	1,344	3,065
Austria	44,115	1,769	8,440	..	17,911	8,381	893	3,406	..	8,327
Japan	6,300	5,000	49,148	5,411	4,545	2,000	887	6,658	910	2,108
United States of America— <i>Vid Atlantic Coast</i>	55,792	320	12,753	298
Other Foreign Countries	7,245	58	4,232	18,553	..	1,824	79	1,939	3,221	..
TOTAL FOREIGN COUNTRIES	810,440	251,585	127,198	34,014	44,686	1,47,571	42,586	41,993	5,475	13,500

No. 10—continued

ARTICLES, AND COUNTRIES OF CONSIGNMENT; ALSO SHARE OF EACH PROVINCE	QUANTITY					VALUE				
	1930-31	1931-32	1932-33	1933-34	1934-35	1930-31	1931-32	1932-33	1933-34	1934-35
						₹	₹	₹	₹	₹
Textiles—continued										
Cotton—continued										
Manufactures—continued										
Piecegoods—continued										
White (bleached)—continued										
Checks, Spots and Stripes (III. P)—continued	Yards	Yards	Yards	Yards	Yards					
Share of Bengal	320,374	212,599	343,323	313,299	439,422	93,600	70,495	1,03,427	1,06,546	1,21,437
“ Bombay	248,969	307,383	1,064,793	1,046,683	976,019	78,604	90,921	2,80,696	3,04,725	3,46,804
“ Sind	2,668,061	3,071,639	5,266,650	2,390,096	2,316,078	6,37,894	6,29,745	11,68,738	6,30,063	6,64,836
“ Madras	176,978	113,356	703,756	182,664	494,316	55,087	32,626	1,72,786	64,150	1,43,573
“ Burma	330,843	83,418	487,829	458,788	549,981	77,302	20,373	92,846	1,03,416	1,38,967
TOTAL	3,745,216	3,783,395	7,871,856	4,301,420	4,774,846	9,42,187	8,44,169	18,33,302	11,97,959	18,15,017
Dhntis, Saris and Scarves (III. P)—										
United Kingdom (including Channel Islands)	15,401,566	1,880,237	3,559,772	6,437,909	8,735,953	34,14,416	4,38,114	6,54,751	14,50,701	17,91,906
Other British Possessions	272	185	3,054	3,209	1,849	89	55	935	1,223	719
TOTAL BRITISH EMPIRE	15,401,838	1,880,372	3,562,826	6,441,208	8,737,802	34,14,505	4,38,169	6,55,686	14,60,924	17,92,715
TOTAL FOREIGN COUNTRIES	2,250	1,400	4,011	13,576	7,430	368	209	804	3,577	1,708
Share of Bengal	5,037,513	472,923	2,065,953	1,303,943	4,120,776	13,46,939	78,957	3,43,970	2,38,825	7,04,254
“ Bombay	2,662,132	136,838	279,500	2,629,261	1,934,086	7,90,023	25,609	69,516	6,72,314	5,19,274
“ Sind	89,616	37,638	106,297	229,111	317,305	23,787	3,358	23,483	51,110	67,464
“ Madras	4,428,907	1,292,373	1,097,733	2,256,637	2,178,510	12,14,900	3,26,354	2,07,966	4,92,346	4,70,390
“ Burma	185,921	—	17,324	35,832	194,556	39,224	—	6,446	9,906	33,011
TOTAL	15,404,088	1,681,772	3,566,837	6,454,784	8,745,232	34,14,873	4,38,573	6,56,580	14,64,501	17,94,423
Drills and Jeans (III. P)—										
United Kingdom (including Channel Islands)	1,638,636	2,009,352	2,664,341	4,330,240	2,816,063	8,66,009	8,09,039	10,70,868	16,65,261	10,73,596
Other British Possessions	190	26,415	20,868	220	710	121	4,403	4,318	57	337
TOTAL BRITISH EMPIRE	1,638,826	2,035,767	2,685,209	4,330,460	2,816,773	8,66,130	8,13,532	10,83,716	16,65,318	10,73,933
Japan	2,156,484	2,110,703	1,723,305	1,009,050	510,604	3,07,317	3,00,247	1,98,431	1,07,089	62,816
Other Foreign Countries	80	611	8,094	234	5,000	40	168	4,380	160	1,633
TOTAL FOREIGN COUNTRIES	2,156,564	2,111,314	1,732,299	1,009,884	521,604	3,07,357	3,00,405	2,02,817	1,08,149	64,449
Share of Bengal	1,613,489	1,041,792	1,148,788	1,074,961	785,787	3,78,479	2,16,499	2,06,029	2,30,696	2,10,188
“ Bombay	1,146,246	1,039,882	1,779,146	2,503,308	1,900,930	6,09,016	4,91,563	7,72,201	10,56,691	7,73,776
“ Sind	45,981	23,537	116,050	84,813	38,315	25,949	11,923	44,157	33,853	13,383
“ Madras	371,875	1,400,739	647,699	1,262,856	332,846	67,103	2,75,220	1,44,603	2,48,928	70,486
“ Burma	612,799	641,131	725,827	420,407	280,509	1,52,935	1,19,712	1,20,636	94,299	70,649
TOTAL	3,796,390	4,147,081	4,417,508	5,346,314	3,938,377	12,83,487	11,13,937	12,86,432	16,83,461	11,38,381
Embroidered Allovers (III. P) (a)—					Yards					
United Kingdom (including Channel Islands)	—	—	—	—	75,223	—	—	—	—	36,222
Straits Settlements	—	—	—	—	60	—	—	—	—	35
TOTAL BRITISH EMPIRE	—	—	—	—	75,283	—	—	—	—	36,257
Germany	—	—	—	—	104,440	—	—	—	—	59,000
France	—	—	—	—	98,813	—	—	—	—	40,477
Switzerland	—	—	—	—	4,320,420	—	—	—	—	15,85,232
Italy (including Flume)	—	—	—	—	444,702	—	—	—	—	1,86,540
Austria	—	—	—	—	775,883	—	—	—	—	4,22,160
Japan	—	—	—	—	179,011	—	—	—	—	65,836
Other Foreign Countries	—	—	—	—	4,750	—	—	—	—	2,685
TOTAL FOREIGN COUNTRIES	—	—	—	—	6,928,919	—	—	—	—	23,52,820
Share of Bengal	—	—	—	—	32,951	—	—	—	—	21,468
“ Bombay	—	—	—	—	3,789,384	—	—	—	—	15,06,688
“ Sind	—	—	—	—	2,036,773	—	—	—	—	7,38,906
“ Madras	—	—	—	—	91,682	—	—	—	—	56,739
“ Burma	—	—	—	—	113,418	—	—	—	—	65,777
TOTAL	—	—	—	—	6,004,208	—	—	—	—	23,39,977

(a) Separately recorded from 1934-35.

GENERAL IMPORTS

(410)

No. 10—continued

ARTICLES, AND COUNTRIES OF CONSIGNMENT; ALSO SHARE OF EACH PROVINCE	QUANTITY					VALUE				
	1930-31	1931-32	1932-33	1933-34	1934-35	1930-31	1931-32	1932-33	1933-34	1934-35
						₹	₹	₹	₹	₹
Textiles—continued										
Cotton—continued										
Manufactures—continued										
Placegoods—continued										
White (bleached)—continued										
Flannel and Flannelettes (III. P)—										
Yards	Yards	Yards	Yards	Yards	Yards					
United Kingdom (including Channel Islands)	1,502	2,528	3,194	1,091	10,516	2,638	3,622	2,912	2,614	5,086
Japan	45,825	90,240	64,653	2,820	91,650	8,502	16,510	7,701	302	14,607
Other Foreign Countries	208	204	2,995	1,087	183	983	513	2,838	963	675
TOTAL FOREIGN COUNTRIES	46,033	90,444	67,648	3,907	91,839	9,485	17,023	10,539	1,265	15,282
Share of Bengal	9,400	10,882	13,800	100	43	1,760	2,228	2,194	306	18
„ Bombay	19,830	24,539	45,022	2,492	30,140	5,848	5,713	9,097	2,505	8,431
„ Sind	427	682	2,189	3,014	838	870	1,778	1,677	658	800
„ Madras	253	9,867	131	..	620	330	2,249	40	..	238
„ Burma	17,625	47,000	4,700	..	70,708	3,315	3,677	443	..	11,481
TOTAL	47,535	92,970	70,842	5,006	102,340	12,123	20,645	13,451	3,860	20,968
Jaconets, Madapollams, Cambrics, and Muslins (III. P)—										
Yards	Yards	Yards	Yards	Yards	Yards					
United Kingdom (including Channel Islands)	2,782,424	3,827,108	8,065,593	14,105,621	20,842,904	8,87,672	8,81,765	25,32,495	38,92,422	52,85,304
Straits Settlements	58,587	47,936	12,806	11,216	21,004	19,210	13,345	3,896	2,733	5,414
Other British Possessions	..	160	218	35	61
TOTAL BRITISH EMPIRE	2,841,011	3,375,204	8,078,707	14,116,837	20,863,908	9,06,882	8,95,145	25,36,452	38,95,155	52,90,718
Germany	6,402	8,347	27,387	3,950	1,574	4,714	4,855	15,089	3,167	1,234
Netherlands	277,053	107,739	153,820	19,123	6,160	80,798	23,912	27,386	8,584	1,037
Belgium	1,000	..	35,485	517	..	14,466
France	34,753	377,426	200,466	26,042	3,486	18,620	85,708	79,273	11,208	1,407
Switzerland	4,119,128	4,500,392	5,116,687	217,471	66,852	15,79,922	14,14,960	20,33,384	1,04,484	32,749
Italy (including Fiume)	319,004	1,011,441	427,783	42,732	14,392	1,25,736	2,27,582	1,64,209	15,712	6,083
Austria	1,139,069	557,510	970,323	143,035	17,401	3,89,215	1,78,376	5,31,468	87,280	10,350
Japan	640,453	800,557	1,903,033	2,003,470	3,962,573	1,15,774	1,72,033	3,43,326	3,12,533	7,77,289
United States of America— Via Atlantic Coast	1,201,401	586,373	151,279	10	4,142	3,62,756	1,80,884	40,652	4	1,033
Other Foreign Countries	48	683	5,280	3	..	25	341	2,462	2	..
TOTAL FOREIGN COUNTRIES	7,789,211	7,950,468	8,991,507	2,455,836	4,076,580	26,84,082	22,68,631	32,51,708	5,37,970	8,32,088
Share of Bengal	1,140,335	961,969	1,790,716	2,003,099	4,792,392	3,12,127	2,38,758	4,07,033	4,05,734	10,90,072
„ Bombay	1,583,255	4,093,116	5,897,816	4,694,860	6,391,147	5,37,008	11,91,244	20,26,691	11,93,281	16,26,231
„ Sind	3,750,160	3,662,168	5,136,744	3,333,905	5,858,681	10,32,458	8,79,874	14,17,472	8,08,949	11,94,566
„ Madras	646,817	513,117	756,772	335,001	657,553	2,07,390	99,312	1,89,600	92,440	1,44,477
„ Burma	3,459,855	2,090,312	4,383,167	6,197,818	7,240,875	15,01,981	7,54,588	17,47,359	19,32,730	21,61,460
TOTAL	10,580,222	11,325,672	17,970,214	16,572,673	24,940,548	35,90,964	31,63,776	57,88,155	44,33,134	61,22,806
Lawns (III. P)—										
Yards	Yards	Yards	Yards	Yards	Yards					
United Kingdom (including Channel Islands)	5,396,095	7,218,842	12,853,754	5,092,304	6,008,923	21,03,352	22,08,047	37,08,680	14,43,776	16,86,402
Other British Possessions	237	940	237	294
TOTAL BRITISH EMPIRE	5,396,332	7,219,782	12,853,754	5,092,304	6,008,923	21,03,589	22,08,341	37,08,680	14,43,776	16,86,402
France	5,075	10,646	1,340	2,647	6,409	432
Switzerland	63,158	75,879	189,971	4,292	..	20,603	80,019	89,547	1,420	..
Italy (including Fiume)	57,396	128,831	98,286	27,987	3,460	21,224	49,505	43,012	10,863	2,136

No. 10—continued

ARTICLES, AND COUNTRIES OF CONSIGNMENT; ALSO SHARE OF EACH PROVINCE	QUANTITY					VALUE				
	1930-31	1931-32	1932-33	1933-34	1934-35	1930-31	1931-32	1932-33	1933-34	1934-35
						₹	₹	₹	₹	₹
Textiles—continued										
Cotton—continued										
Manufactures—continued										
Placegoods—continued										
White (bleached)—continued										
Lawns (III. P)—contd.	Yards	Yards	Yards	Yards	Yards					
Austria	8,082	15,105	60,595	7,045	1,604	6,478	6,794	23,098	4,613	1,224
Japan	23,000	5,900	150,000	123,790	98,700	5,541	1,168	21,122	19,347	16,320
Other Foreign Countries	2,847	4,023	5,681	1,873	2,047	3,717
TOTAL FOREIGN COUNTRIES	160,458	249,084	505,873	163,014	103,704	67,266	95,042	1,81,908	36,232	10,082
Share of Bengal	245,581	117,049	213,167	164,905	132,552	69,491	27,394	49,786	35,641	30,375
„ Bombay	330,640	405,253	685,236	307,282	256,380	1,00,444	1,21,637	2,21,344	66,383	51,691
„ Sind	16,447	10,302	35,760	10,486	360	6,331	1,398	7,343	2,306	134
„ Madras	10,134	11,549	38,977	247	18,954	3,491	3,004	14,355	193	6,991
„ Burma	4,954,988	6,926,613	12,386,487	4,772,298	5,704,441	19,91,098	21,50,350	35,97,760	13,73,487	16,16,493
TOTAL	5,556,790	7,400,766	13,359,627	6,255,318	6,112,687	21,70,855	23,04,283	38,90,588	14,80,009	17,06,084
Longcloth and Shirtings (III. P)—										
United Kingdom (including Channel Islands)	40,936,437	37,772,034	40,254,206	30,866,113	38,017,265	1,39,80,788	94,24,481	96,27,443	70,70,529	86,71,013
Straits Settlements	14,815	23,314	17,172	59,196	13,993	6,016	7,032	4,522	7,840	3,346
Other British Possessions	16,567	8,632	8,369	11,075	1,017	5,711	2,065	3,214	2,172	311
TOTAL BRITISH EMPIRE	49,967,819	37,803,980	40,279,747	30,936,384	38,032,275	1,39,92,515	94,34,478	96,35,179	70,80,547	86,74,670
Netherlands	3,890,727	3,368,781	2,014,593	1,434,369	1,098,086	13,39,857	10,07,028	6,14,114	3,95,706	5,62,318
Switzerland	9,388	..	1,512	..	39,993	6,051	..	564	..	11,750
Italy (including Fiume)	376,821	45,791	3,580	116	..	92,045	10,684	1,053	69	..
Iran	49,431	6,466
Japan	17,999,485	38,921,665	67,362,268	43,450,216	24,387,027	35,03,744	65,32,006	1,00,60,083	60,19,553	40,08,832
Other Foreign Countries	12,544	11,026	5,735	24,290	18,327	5,847	4,070	2,849	3,335	3,826
TOTAL FOREIGN COUNTRIES	21,088,905	42,042,213	60,427,139	44,008,991	26,444,393	49,47,544	75,53,797	1,08,84,718	64,18,663	45,70,726
Share of Bengal	7,560,045	3,926,465	12,664,994	5,340,032	6,982,173	18,04,337	17,83,752	20,25,007	9,13,648	13,21,778
„ Bombay	13,205,777	14,497,561	29,080,421	24,804,423	16,147,373	37,30,259	33,93,505	54,65,385	41,31,511	32,62,408
„ Sind	33,186,331	32,217,048	42,919,992	30,200,515	38,332,154	91,21,462	76,78,171	91,47,689	60,60,800	78,09,601
„ Madras	955,310	1,176,795	1,139,453	618,097	485,655	2,73,413	2,63,354	2,75,554	1,47,835	1,21,913
„ Burma	17,049,421	23,028,324	43,901,996	14,382,143	3,428,753	40,10,688	38,64,493	34,06,271	22,39,416	7,36,436
TOTAL	71,950,784	79,840,193	109,700,886	75,845,375	65,376,603	1,89,40,059	1,69,88,270	2,03,19,897	1,34,09,210	1,32,51,396
Mulls (III. P)—										
United Kingdom (including Channel Islands)	123,068,498	139,714,079	187,167,024	104,410,602	136,270,092	2,42,50,825	2,33,09,449	2,94,03,259	1,72,95,517	2,17,26,331
Straits Settlements	1,265	1,774	29,341	16,823	614	802	567	7,682	4,604	236
Other British Possessions	448	2,582	9,951	7,040	210	176	908	1,087	1,536	33
TOTAL BRITISH EMPIRE	123,970,211	139,718,435	187,196,316	104,434,465	136,272,116	2,42,51,803	2,33,10,924	2,94,12,028	1,73,01,557	2,17,23,602
Netherlands	20,340	6,125
Austria	25,262	5,608

GENERAL IMPORTS

(412)

No. 10—continued

ARTICLES, AND COUNTRIES OF CONSIGNMENT: ALSO SHARE OF EACH PROVINCE	QUANTITY					VALUE				
	1930-31	1931-32	1932-33	1933-34	1934-35	1930-31	1931-32	1932-33	1933-34	1934-35
Textiles—continued						R	R	R	R	R
Cotton—continued										
Manufactures—continued										
Piecegoods—continued										
White (bleached)—continued										
Mulls (III. P)—continued	Yards	Yards	Yards	Yards	Yards					
Japan	759,621	4,168,875	24,077,826	16,841,809	7,843,410	1,08,809	5,47,478	30,21,928	20,25,699	11,30,161
Other Foreign Countries	10,938	9,500	1,622	359	36,258	2,026	2,870	808	65	2,613
TOTAL FOREIGN COUNTRIES	790,849	4,178,375	24,079,448	16,841,668	7,904,930	1,17,560	5,50,348	30,22,736	20,25,764	11,38,882
Share of Bengal	12,609,081	14,778,757	21,065,710	12,735,845	17,488,141	24,20,753	24,82,577	33,05,711	21,99,884	29,84,566
„ Bombay	15,554,597	13,047,702	27,140,501	20,520,026	12,358,686	31,45,572	22,93,565	42,74,360	32,78,290	23,74,493
„ Sind	77,185,734	95,494,301	132,948,321	63,930,986	92,832,592	1,33,43,308	1,42,45,420	1,85,21,891	88,54,665	1,28,66,890
„ Madras	16,631,943	17,800,825	25,599,591	20,720,045	19,796,376	48,07,234	42,95,200	56,07,224	44,00,065	42,98,583
„ Burma	2,779,705	2,775,225	4,521,641	3,369,231	1,700,951	6,52,496	5,39,505	7,25,578	5,94,107	3,37,441
TOTAL	124,761,060	143,896,810	211,275,764	121,276,133	144,177,046	2,43,69,363	2,38,61,267	3,24,34,764	1,93,27,411	2,28,61,984
Nainsocks (III. P)—										
United Kingdom (including Channel Islands)	Yards	Yards	Yards	Yards	Yards					
	19,418,204	7,324,737	7,100,012	6,357,471	10,178,905	34,02,318	11,11,602	10,40,010	8,94,409	15,25,254
Other British Possessions	202	..	4,000	24	120	66	..	833	7	60
TOTAL BRITISH EMPIRE	19,418,406	7,324,737	7,104,012	6,357,495	10,179,025	34,02,384	11,11,602	10,40,843	8,94,606	15,25,314
Switzerland	499,005	1,052,076	1,046,044	873,484	125,761	1,27,271	1,94,709	2,88,655	1,30,429	42,434
Italy (including Flume)	28,020	..	2,382	8,853	..	697
Japan	5,996,124	18,159,684	22,894,505	10,781,620	3,011,548	8,38,684	16,27,674	22,64,009	9,65,052	3,02,020
Other Foreign Countries	7,510	70	6,330	3,647	35	2,931
TOTAL FOREIGN COUNTRIES	6,502,639	14,211,830	23,776,899	11,155,104	3,139,891	9,69,602	18,22,418	25,04,448	10,95,481	4,05,151
Share of Bengal	14,973,790	13,324,839	16,767,983	10,530,937	10,239,517	26,05,576	18,46,410	18,47,072	11,88,010	14,45,170
„ Bombay	6,035,174	4,087,167	7,216,859	3,909,201	1,533,441	8,94,399	5,56,186	8,65,533	4,49,710	2,36,238
„ Sind	3,220,956	2,784,922	5,220,665	2,127,711	476,496	5,28,879	3,21,890	6,27,767	2,15,810	75,008
„ Madras	1,690,542	1,339,234	1,639,449	917,792	1,068,279	3,42,781	2,00,262	2,62,711	1,31,448	1,73,503
„ Burma	533	405	135,755	27,858	983	421	272	11,268	5,009	546
TOTAL	25,921,045	21,536,567	30,880,711	17,512,599	13,318,716	43,71,986	29,34,020	36,14,391	19,89,987	19,30,405
Sheetings (III. P)—										
United Kingdom (including Channel Islands)	Yards	Yards	Yards	Yards	Yards					
	61,233	52,537	30,157	76,760	40,448	50,297	45,220	25,651	48,233	27,797
Other British Possessions	8,440	159	..	139	66	2,802	41	..	34	15
TOTAL BRITISH EMPIRE	69,673	52,696	30,157	76,899	40,514	53,099	45,261	25,651	48,267	27,812
Netherlands	14,868	14,048	7,540	7,277
Japan	24	..	52,180	10	..	7,417	..
Other Foreign Countries	102	289	75	432	65	72	541	40	100	30
TOTAL FOREIGN COUNTRIES	14,970	14,941	75	52,612	65	7,612	7,834	40	7,523	30

No. 10—continued

ARTICLES, AND COUNTRIES OF CONSIGNMENT; ALSO SHARE OF EACH PROVINCE	QUANTITY					VALUE				
	1930-31	1931-32	1932-33	1933-34	1934-35	1930-31	1931-32	1932-33	1933-34	1934-35
Textiles—continued						Rs	Rs	Rs	Rs	Rs
Cotton—continued										
Manufactures—continued										
Piecegoods—continued										
White (bleached)—continued										
Sheetings (III. P)—continued	Yards	Yards	Yards	Yards	Yards					
Share of Bengal . . .	18,290	23,232	16,099	83,631	29,944	19,500	19,176	13,483	31,966	16,589
" <i>Bombay</i> . . .	22,702	26,457	19,298	5,502	6,229	16,666	13,749	9,403	5,162	5,590
" <i>Sind</i> . . .	1,642	1,779	807	1,401	612	1,607	1,739	706	1,199	473
" <i>Madras</i> . . .	16,765	632	514	14,537	2,385	4,776	342	466	4,927	1,806
" <i>Burma</i> . . .	25,244	16,537	2,514	24,430	7,409	18,162	13,099	1,633	6,736	3,390
TOTAL . . .	84,643	67,637	30,232	129,501	46,579	60,711	53,095	25,691	55,790	27,843
T. Cloth and Domestic (III. P)—	Yards	Yards	Yards	Yards	Yards					
TOTAL BRITISH EMPIRE . . .	45	920	2,900	10,813	25,110	23	398	1,570	2,048	6,795
TOTAL FOREIGN COUNTRIES . . .	6,485	173	17,192	760	354	1,092
Share of Bombay . . .	6,485	531	2,970	10,733	15,000	760	476	1,576	2,010	119
" <i>Madras</i> . . .	45	562	20	30	27,302	23	276	3	38	7,728
TOTAL . . .	6,530	1,093	2,990	10,813	42,302	783	752	1,579	2,048	7,867
Twills (III. P)—	Yards	Yards	Yards	Yards	Yards					
United Kingdom (including Channel Islands) . . .	7,163,120	2,877,591	9,168,313	6,196,271	6,407,738	21,86,233	8,06,208	24,13,754	15,42,665	16,51,540
Other British Possessions . . .	204	8	12,654	1,780	601	87	8	4,202	342	126
TOTAL BRITISH EMPIRE . . .	7,163,324	2,877,599	9,180,967	6,198,051	6,408,339	21,86,320	8,06,276	24,17,956	15,43,007	16,51,666
Netherlands . . .	55,816	53,603	92,000	13,002	11,765	11,856
Switzerland . . .	20,921	19,204	7,770	6,871
Japan . . .	483,100	792,728	2,185,563	790,150	108,336	1,02,372	1,34,657	3,12,845	1,13,321	16,576
Other Foreign Countries . . .	2,213	160	60	247	8,812	3,412	54	90	150	1,092
TOTAL FOREIGN COUNTRIES . . .	562,050	805,785	2,247,623	790,397	115,148	1,26,556	1,53,347	3,24,791	1,13,471	18,508
Share of Bengal . . .	2,241,696	1,198,932	3,439,609	1,760,502	1,730,198	6,66,390	3,16,923	8,16,506	3,93,513	4,60,767
" <i>Bombay</i> . . .	1,585,189	781,960	2,216,276	2,385,659	2,184,271	4,86,583	2,11,789	5,72,460	7,07,001	5,40,287
" <i>Sind</i> . . .	639,137	69,392	731,885	434,608	267,656	2,05,108	16,665	1,79,323	1,06,335	76,162
" <i>Madras</i> . . .	838,042	422,728	1,132,841	530,625	564,559	3,04,341	89,040	2,80,460	1,59,392	1,56,864
" <i>Burma</i> . . .	2,421,310	1,279,372	3,905,930	1,326,754	1,776,863	7,50,454	3,25,206	8,93,998	2,90,737	4,36,184
TOTAL . . .	7,725,374	3,743,384	11,428,590	6,983,448	6,523,547	23,12,876	6,50,623	27,42,747	16,56,478	16,70,234
Unspecified descriptions (III. P)—	Yards	Yards	Yards	Yards	Yards					
United Kingdom (including Channel Islands) . . .	1,173,068	1,330,043	1,486,809	1,003,065	1,542,199	3,39,041	3,02,026	3,82,121	4,98,079	3,75,387
Ceylon (excluding Maldives) . . .	154,111	188,893	118,439	50,623	80,034	51,319	47,127	32,240	14,510	10,914
Straits Settlements . . .	35,837	46,752	49,804	28,160	61,140	15,936	10,199	13,391	8,561	14,093
Other British Possessions . . .	1,068	310	660	2,000	1,305	927	120	270	600	1,092
TOTAL BRITISH EMPIRE . . .	1,364,084	1,566,598	1,655,660	1,092,851	1,686,278	4,08,123	4,20,372	4,20,822	5,22,650	4,07,491

GENERAL IMPORTS

(414)

No. 10—continued

ARTICLES, AND COUNTRIES OF CONSIGNMENT; ALSO SHARE OF EACH PROVINCE	QUANTITY					VALUE				
	1930-31	1931-32	1932-33	1933-34	1934-35	1930-31	1931-32	1932-33	1933-34	1934-35
	Yards	Yards	Yards	Yards	Yards	R	R	R	R	R
<i>Textiles—continued</i>										
<i>Cotton—continued</i>										
<i>Manufactures—continued</i>										
<i>Piecegoods—continued</i>										
<i>White (bleached)—continued</i>										
Unspecified descriptions (III. F)—continued										
Germany	110,486	71,458	56,318	963	1,054	65,441	45,472	32,011	1,319	1,132
Belgium	50,831	29,670	20,562	28,571	15,726	12,145
France	29,800	55,853	77,140	5,521	833	12,346	26,245	40,763	2,932	551
Switzerland	35,718	23,460	69,739	5,695	5,805	24,036	20,004	46,325	4,638	8,783
Italy (including Fiume)	82,456	8,505	11,160	12,113	7,804	8,179
Austria	7,470	..	102,240	7,041	1,199	4,200	..	55,205	4,305	501
Japan	202,810	63,305	150,112	107,935	30,340	43,658	10,758	20,555	13,702	4,000
United States of America—										
<i>Via Atlantic Coast</i>	46,117	50,021	2,591	2,404	3,238	15,816	15,225	420	284	1,101
<i>" Pacific "</i>	25	6
Other Foreign Countries	1,654	10,654	1,311	716	1,233	1,230	4,002	729	324	241
TOTAL FOREIGN COUNTRIES	607,351	318,016	491,198	131,265	48,752	2,08,320	1,45,426	2,11,338	27,564	11,460
<i>Share of Bengal</i>	244,862	198,850	470,619	961,273	345,691	88,677	58,992	1,31,627	2,33,122	81,283
<i>Bombay</i>	349,878	249,357	444,530	152,955	151,738	1,79,200	1,37,425	2,13,469	53,076	61,318
<i>Sind</i>	504,275	469,889	837,628	422,879	979,526	1,37,761	1,16,672	1,38,752	1,08,901	2,05,773
<i>Madras</i>	602,923	962,256	280,957	587,539	206,158	1,76,735	2,57,661	93,302	1,41,397	60,301
<i>Burma</i>	270,392	4,252	63,115	18,450	40,917	44,067	2,018	14,010	3,213	10,275
TOTAL	1,972,335	1,884,614	2,146,837	2,124,116	1,734,030	6,16,443	5,74,798	6,41,160	5,50,214	4,18,950
<i>Total White (bleached)—</i>										
United Kingdom (including Channel Islands)	329,959,008	207,045,989	281,005,955	184,160,449	236,607,802	5,22,03,634	4,02,02,008	5,26,70,135	3,08,98,309	4,51,62,250
Ceylon (excluding Maldives)	160,148	103,914	146,306	75,814	81,031	53,080	48,760	38,494	17,028	17,024
Straits Settlements	111,516	121,435	122,035	124,457	100,048	42,470	40,693	34,265	25,991	24,500
Hongkong	21,053	7,627	6,818	1,374	892	7,699	2,715	2,336	391	285
Other British Possessions	777	26,511	12,292	4,418	1,476	423	4,527	2,089	1,108	1,110
TOTAL BRITISH EMPIRE	230,253,402	207,395,476	281,293,406	184,356,507	236,792,148	5,23,97,311	4,02,03,693	5,27,56,819	3,69,43,727	4,52,05,178
Germany	132,812	89,575	88,164	10,502	116,011	78,872	54,693	50,546	6,984	64,923
Netherlands	4,256,804	3,549,081	2,230,920	1,453,492	2,009,246	14,53,322	10,52,683	6,53,576	9,09,290	5,55,858
Belgium	52,209	39,310	59,097	..	4,750	29,436	19,200	28,335	..	2,685
France	77,187	453,200	273,946	31,628	103,132	30,031	1,18,623	1,20,468	14,215	42,435
Switzerland	5,444,305	5,924,399	6,491,386	612,835	4,583,253	18,08,116	17,09,317	24,80,475	2,43,162	10,70,956
Italy (including Fiume)	800,262	1,104,669	574,015	70,735	464,936	2,53,078	2,95,093	2,22,884	26,634	1,95,453
Austria	1,190,465	574,384	1,153,121	158,021	830,260	4,08,605	1,86,093	6,20,471	66,268	4,48,166
Iran	20	44	49,481	18,552	30	10	19	5,465	3,221	20
Japan	28,105,352	59,820,081	120,364,174	75,177,481	40,261,974	50,90,760	92,43,638	1,62,57,483	95,87,704	64,53,387
United States of America—										
<i>Via Atlantic Coast</i>	1,314,270	636,908	162,870	2,520	30,112	3,06,609	1,76,531	45,472	313	5,839
<i>" Pacific "</i>	25	6
Other Foreign Countries	8,570	4,827	8,660	24,502	38,223	2,137	2,455	3,749	3,358	3,091
TOTAL FOREIGN COUNTRIES	41,388,265	72,236,478	131,460,718	77,560,268	48,450,027	66,54,088	1,20,58,315	2,04,97,030	1,03,81,124	94,51,818
<i>Share of Bengal</i>	49,104,112	41,208,279	60,028,463	36,780,572	47,140,587	97,22,313	71,45,261	92,66,766	59,83,664	84,95,510
<i>Bombay</i>	42,750,864	38,703,766	75,863,417	63,472,390	47,637,666	1,05,74,212	85,45,402	1,47,91,779	1,19,29,119	1,12,20,871
<i>Sind</i>	121,307,766	137,834,297	193,372,936	103,170,625	113,166,576	2,50,55,217	2,39,17,133	3,13,23,969	1,68,79,648	2,36,04,297
<i>Madras</i>	26,370,439	25,044,033	32,937,923	27,469,079	25,897,893	74,57,609	58,50,389	72,48,976	58,73,969	57,15,208
<i>Burma</i>	32,108,486	36,891,589	50,541,335	31,034,109	21,110,363	92,42,043	77,98,323	1,00,18,240	66,58,461	56,21,110
TOTAL	271,641,667	279,681,054	412,744,124	261,916,775	285,243,075	6,20,51,894	5,32,57,008	7,32,54,749	4,73,24,851	5,46,56,996

No. 10—continued

ARTICLES, AND COUNTRIES OF CONSIGNMENT; ALSO SHARE OF EACH PROVINCE	QUANTITY					VALUE				
	1930-31	1931-32	1932-33	1933-34	1934-35	1930-31	1931-32	1932-33	1933-34	1934-35
Textiles—continued						Rs	Rs	Rs	Rs	Rs
Cotton—continued										
Manufactures—continued										
Plecegoods—continued										
Coloured, Printed, or Dyed—										
Printed goods—										
Cambrics including Madapollams Muslins, Mulls, and Jaconets (III. P)—	Yards	Yards	Yards	Yards	Yards					
United Kingdom (including Channel Islands)	5,026,830	3,057,044	6,388,432	6,213,671	14,508,200	19,50,575	6,65,621	13,84,280	14,80,577	32,12,511
Ceylon (excluding Maldives)	..	60	40	24,194	18,462	..	50	9	6,930	6,144
Other British Possessions	252	1,443	276	168	1,100	100	418	103	66	120
TOTAL BRITISH EMPIRE	5,027,091	3,059,487	6,388,748	6,238,028	14,527,831	19,50,675	6,66,084	13,84,382	14,86,573	32,18,775
Iran	142,198	16,907
Japan	58,713	70,460	328,287	41,072	90,177	10,059	11,131	33,644	7,208	21,348
United States of America—										
Via Atlantic Coast	3,872	163,519	11,978	1,600	201,708	1,620	86,061	8,137	438	34,121
Other Foreign Countries	10,942	28,153	3,302	204	8,581	7,945	8,104	1,532	248	3,200
TOTAL FOREIGN COUNTRIES	70,527	262,132	486,765	42,936	309,466	10,624	66,256	54,410	7,894	58,078
<i>Share of Bengal</i>	<i>660,377</i>	<i>179,265</i>	<i>462,800</i>	<i>456,029</i>	<i>790,415</i>	<i>1,40,232</i>	<i>52,180</i>	<i>1,36,541</i>	<i>1,26,136</i>	<i>2,16,351</i>
„ <i>Bombay</i>	<i>1,725,876</i>	<i>737,744</i>	<i>2,181,926</i>	<i>2,283,351</i>	<i>5,231,705</i>	<i>5,35,920</i>	<i>1,88,499</i>	<i>4,98,916</i>	<i>5,79,273</i>	<i>12,79,767</i>
„ <i>Sind</i>	<i>1,727,218</i>	<i>2,227,070</i>	<i>3,262,980</i>	<i>1,891,422</i>	<i>4,387,691</i>	<i>3,18,020</i>	<i>3,56,164</i>	<i>4,92,834</i>	<i>3,87,907</i>	<i>8,48,515</i>
„ <i>Madras</i>	<i>57,257</i>	<i>349</i>	<i>90,556</i>	<i>873,007</i>	<i>2,132,143</i>	<i>20,335</i>	<i>61,850</i>	<i>30,778</i>	<i>1,67,942</i>	<i>5,00,593</i>
„ <i>Burma</i>	<i>935,890</i>	<i>182,141</i>	<i>875,852</i>	<i>777,155</i>	<i>2,295,343</i>	<i>3,64,742</i>	<i>73,307</i>	<i>2,79,733</i>	<i>2,42,509</i>	<i>4,30,224</i>
TOTAL	5,106,618	3,321,569	6,874,513	6,280,064	14,837,207	13,79,290	7,22,840	14,38,602	15,03,867	32,77,453
Chadars (III. P)—	Yards	Yards	Yards	Yards	Yards					
TOTAL BRITISH EMPIRE	144	12,802	100	2,178
<i>Share of Bombay</i>	12,802	2,178
„ <i>Sind</i>	144	100
TOTAL	144	12,802	100	2,178
Checks, Spots and Stripes (III. P)—	Yards	Yards	Yards	Yards	Yards					
United Kingdom (including Channel Islands)	293,052	389,305	1,156,738	2,392,212	6,141,448	1,29,804	1,57,904	4,09,132	6,00,444	22,11,515
Straits Settlements	302	..	662	88	..	123
TOTAL BRITISH EMPIRE	293,354	389,305	1,156,700	2,392,212	6,141,448	1,29,887	1,57,904	4,09,255	6,00,444	22,11,515
Japan	111,687	47,268	501,062	232,918	389,917	24,230	7,233	63,280	36,216	74,363
Other Foreign Countries	2,062	..	21,360	1,403	..	2,151
TOTAL FOREIGN COUNTRIES	114,649	47,268	512,422	232,918	389,917	25,633	7,233	65,431	36,216	74,363
<i>Share of Bengal</i>	<i>45,196</i>	<i>107,671</i>	<i>556,627</i>	<i>588,537</i>	<i>1,263,387</i>	<i>17,432</i>	<i>46,333</i>	<i>1,91,638</i>	<i>1,98,985</i>	<i>4,66,469</i>
„ <i>Bombay</i>	<i>24,627</i>	<i>54,115</i>	<i>845,756</i>	<i>443,341</i>	<i>479,294</i>	<i>9,621</i>	<i>18,300</i>	<i>1,60,111</i>	<i>91,063</i>	<i>1,05,420</i>
„ <i>Sind</i>	56,625	10,467	10,683	1,595
„ <i>Madras</i>	<i>64,286</i>	<i>47,263</i>	<i>28,111</i>	<i>707,771</i>	<i>234,521</i>	<i>28,782</i>	<i>7,233</i>	<i>11,528</i>	<i>1,25,509</i>	<i>44,372</i>
„ <i>Burma</i>	<i>273,794</i>	<i>227,518</i>	<i>338,598</i>	<i>828,838</i>	<i>4,543,696</i>	<i>99,685</i>	<i>93,271</i>	<i>1,51,512</i>	<i>3,00,420</i>	<i>16,67,502</i>
TOTAL	407,903	486,568	1,769,122	2,625,130	6,531,365	1,55,520	1,65,137	4,04,692	7,26,660	22,85,878

GENERAL IMPORTS

(416)

No. 10--continued

ARTICLES, AND COUNTRIES OF CONSIGNMENT; ALSO SHARE OF EACH PROVINCE	QUANTITY					VALUE				
	1930-31	1931-32	1932-33	1933-34	1934-35	1930-31	1931-32	1932-33	1933-34	1934-35
						R	R	R	R	R
Textiles—continued										
Cotton—continued										
Manufactures—continued										
Piecegoods—continued										
Coloured, Printed, or Dyed—continued										
Printed goods—continued										
Dhulis (III. P)—										
United Kingdom (including Channel Islands)	Yards	Yards	Yards	Yards	Yards					
Japan	2,042	..	20,000	781	..	3,237
Share of Bengal	17,995	3,019
" Bombay	34,410	..	10,324	3,660	..	1,361
" Madras	2,048	781
TOTAL	36,452	..	28,319	4,411	..	4,380
Drills and Jeans (III. P)—										
United Kingdom (including Channel Islands)	Yards	Yards	Yards	Yards	Yards					
Hongkong	6,190,506	4,704,845	8,567,415	3,905,461	6,753,178	14,41,139	11,45,863	18,12,821	7,32,389	12,85,441
Other British Possessions	35,100	9,360
TOTAL BRITISH EMPIRE	1,200	4,500	..	36,450	18,000	280	720	..	3,942	1,800
TOTAL BRITISH EMPIRE	6,226,806	4,709,345	8,567,415	3,941,911	6,771,178	14,50,779	11,46,583	18,12,821	7,36,831	12,87,241
Japan	12,905,898	15,784,951	46,579,181	39,173,855	87,267,852	24,02,938	23,61,790	60,57,192	50,08,487	54,43,272
Other Foreign Countries	27,923	19,800	14,158	3,478	2,308	2,891
TOTAL FOREIGN COUNTRIES	12,905,898	15,784,951	46,607,104	39,193,655	87,282,010	24,02,938	23,61,790	60,60,665	50,10,790	54,51,163
Share of Bengal	5,138,860	4,889,906	9,291,927	4,949,616	7,800,755	9,62,429	7,40,243	12,73,249	6,53,551	11,44,439
" Bombay	4,375,476	5,194,982	26,346,002	29,230,978	22,213,647	9,26,963	8,45,336	34,80,097	37,58,170	33,15,992
" Sind	6,173,142	6,773,240	14,328,568	7,359,579	11,805,210	13,28,359	14,07,254	23,84,655	11,15,213	19,33,913
" Madras	252,512	14,829	1,246,971	632,651	1,547,003	72,493	4,281	2,70,052	1,11,214	2,66,743
" Burma	3,192,714	3,621,339	3,061,048	962,742	626,573	5,62,472	5,11,259	4,65,433	1,08,473	77,317
TOTAL	19,132,704	20,494,296	55,174,519	43,185,566	44,053,188	38,53,717	36,08,373	78,73,486	57,47,621	67,38,404
Embroidered allovers (III. P) (a)—					Yards					
United Kingdom (including Channel Islands)	—	—	—	—	45,508	—	—	—	—	9,672
TOTAL FOREIGN COUNTRIES	—	—	—	—	8,812	—	—	—	—	1,764
Share of Bengal	—	—	—	—	1,430	—	—	—	—	321
" Bombay	—	—	—	—	44,078	—	—	—	—	9,351
" Madras	—	—	—	—	3,312	—	—	—	—	1,764
TOTAL	—	—	—	—	54,320	—	—	—	—	11,436
Flannel and Flannelettes (III. P)—										
United Kingdom (including Channel Islands)	Yards	Yards	Yards	Yards	Yards					
Other British Possessions	20,081	13,652	31,363	60,774	904,550	6,520	3,932	5,082	19,841	1,72,948
TOTAL BRITISH EMPIRE	9,400	15,040	2,214	2,239
TOTAL BRITISH EMPIRE	29,481	13,652	31,363	60,774	919,590	8,734	3,932	5,082	19,841	1,75,187

(a) Separately recorded from 1934-35.

No. 10—continued

ARTICLES, AND COUNTRIES OF CONSIGNMENT; ALSO SHARE OF EACH PROVINCE	QUANTITY					VALUE				
	1930-31	1931-32	1932-33	1933-34	1934-35	1930-31	1931-32	1932-33	1933-34	1934-35
Textiles—continued						R	R	R	R	R
Cotton—continued										
Manufactures—continued										
Piecegoods—continued										
Coloured, Printed, or Dyed— continued										
Printed goods—continued	Yards	Yards	Yards	Yards	Yards					
Flannel and Flannelettes (III. P) —contd.										
Italy (including Fiume)	602,361	822,566	495,543	..	516,406	1,19,240	1,46,758	79,843	..	83,001
Japan	2,490,973	3,145,010	9,212,421	1,413,016	4,603,793	4,79,280	6,03,842	13,23,191	2,14,102	7,52,017
Other Foreign Countries	257	2,020	..	152	2,190	..
TOTAL FOREIGN COUNTRIES	3,093,591	3,967,572	9,707,964	1,415,036	5,120,199	5,98,652	7,50,600	14,03,034	2,16,301	8,36,008
Share of Bengal	2,023,323	2,113,006	5,243,491	735,323	3,326,222	3,79,387	4,03,806	7,48,334	1,13,315	6,26,642
.. Bombay	236,452	614,638	1,902,639	434,563	1,073,774	55,653	1,18,385	2,73,092	69,700	1,35,404
.. Sind	307,628	850,385	1,769,631	111,922	643,793	60,186	1,47,397	2,69,475	19,916	1,12,370
.. Madras	3,460	1,097
.. Burma	605,169	403,145	815,106	194,012	495,970	1,11,665	84,444	1,16,118	37,711	86,379
TOTAL	3,123,072	3,981,224	9,739,327	1,475,840	6,039,759	6,07,386	7,54,582	14,08,116	2,36,142	10,11,195
Lungis (III. P)—										
United Kingdom (including Channel Islands)	3,994,232	3,748,354	6,724,908	1,932,076	2,757,902	16,06,773	12,48,248	22,50,367	6,93,183	9,06,895
Straits Settlements	232	1,002	420	118,177	38,489	196	397	352	20,697	7,000
Other British possessions	916	250
TOTAL BRITISH EMPIRE	3,994,514	3,749,356	6,725,328	2,050,253	2,797,367	16,06,969	12,48,645	22,50,719	7,13,880	9,74,205
Netherlands	661,517	473,866	258,572	2,02,539	1,52,945	88,754
Italy (including Fiume)	..	153,432	22,386
Japan	176,646	1,843,719	4,630,005	4,996,014	4,819,318	36,072	3,45,586	8,27,474	8,66,700	8,58,726
Other Foreign Countries	41	7,426	21	2,128
TOTAL FOREIGN COUNTRIES	728,204	2,478,242	4,889,267	4,996,014	4,819,318	2,38,632	5,23,048	9,16,228	8,66,700	8,58,726
Share of Bengal	116,355	354,782	195,501	43,438	73,061	72,499
.. Bombay	33,201	..	1,767	8,175	..	1,339
.. Sind	1,032	1,060
.. Madras	..	987	11,099	..	392	3,247
.. Burma	4,722,718	6,226,611	11,466,999	6,691,485	7,407,376	18,45,601	17,71,296	31,15,334	15,07,516	17,49,736
TOTAL	4,722,718	6,227,598	11,614,655	7,046,267	7,616,685	18,45,001	17,71,683	31,66,947	15,80,580	18,27,931
Prints and Chintz (III. P)—										
United Kingdom (including Channel Islands)	27,735,054	13,366,661	27,497,927	14,417,989	18,865,415	68,11,762	28,74,408	58,47,956	31,45,950	30,98,272
Straits Settlements	14,760	13,464	908	170	120	7,838	2,510	249	62	33
Other British Possessions	4,625	1,607	8,810	6,189	741	1,796	527	2,147	1,605	264
TOTAL BRITISH EMPIRE	27,754,439	13,381,632	27,507,705	14,464,348	18,866,276	68,21,394	28,77,445	58,50,352	31,47,617	30,98,569
Germany	98,834	33,010	39,531	11,568
Switzerland	40,034	17,838	24,228	..	17,101	19,494	6,207	8,178	..	7,435
Italy (including Fiume)	524,781	267,344	12,732	54	..	93,423	46,022	4,498	70	..
Japan	3,213,326	6,107,170	18,366,508	6,534,793	6,576,812	6,45,209	8,64,807	19,82,634	6,48,898	7,35,479

GENERAL IMPORTS

(418)

No. 10—continued

ARTICLES AND COUNTRIES OF ORIGIN: ALSO SHARE OF EACH PROVINCE	QUANTITY					VALUE				
	1930-31	1931-32	1932-33	1933-34	31.35	1930-31	1931-32	1932-33	1933-34	1934-35
	Yards	Yards	Yards	Yards	Yards	R	R	R	₹	R
Textiles—continued										
Cotton—continued										
Manufactures—continued										
Piecegoods—continued										
Coloured, Printed, or Dyed—continued										
Printed goods—continued										
Prints and Chintz (III. P)—contd.										
United States of America—										
<i>Vid Atlantic Coast</i>	101	49,274	25,860	3,896	717	79	9,045	6,704	5,665	263
<i>" Pacific</i>	79	233	25	34
Other Foreign Countries	14,039	19,630	1,873	18,510	401	5,315	8,177	1,642	2,971	560
TOTAL FOREIGN COUNTRIES	3,000,194	6,495,175	18,431,251	6,556,972	6,594,264	7,03,076	9,46,426	20,03,656	6,57,104	7,43,771
Share of Bengal	8,276,671	4,233,796	6,658,379	2,321,194	7,133,011	16,71,910	7,88,621	11,42,285	4,50,102	10,63,117
<i>" Bombay</i>	16,058,391	11,104,445	27,181,896	14,541,970	14,631,877	38,15,580	22,20,554	48,52,579	26,16,855	26,21,361
<i>" Sind</i>	3,765,928	1,717,783	696,081	97,913	153,407	9,31,027	3,18,817	1,49,546	44,194	51,284
<i>" Madras</i>	785,629	68,672	3,064,457	1,346,860	1,835,102	2,38,174	15,431	5,80,410	3,14,134	3,41,361
<i>" Burma</i>	2,768,104	2,772,111	8,338,143	2,292,859	1,707,143	8,67,779	4,80,448	11,29,188	3,79,445	3,61,717
TOTAL	31,654,623	19,876,807	46,938,956	21,010,726	25,460,540	75,24,470	38,23,871	78,54,009	38,04,730	44,42,340
Saris and Scarves (III. P)—										
United Kingdom (including Channel Islands)	14,050,173	7,353,019	14,286,894	14,675,756	22,419,063	38,10,222	17,85,082	38,64,467	31,98,768	45,63,448
Other British Possessions	1,720	3,845	254	129	..	646	1,449	92	32	..
TOTAL BRITISH EMPIRE	14,051,893	7,357,764	14,287,148	14,675,885	22,419,063	38,10,868	17,86,531	38,64,559	31,98,790	45,63,448
Italy (including Fiume)	14,543	5,739
Japan	497,751	76,744	2,143,129	567,671	671,915	1,31,333	19,618	3,66,130	76,331	1,09,596
Other Foreign Countries	9,431	645	4,879	288	..
TOTAL FOREIGN COUNTRIES	497,751	91,287	2,152,560	568,316	671,915	1,31,333	25,357	3,71,039	76,819	1,09,596
Share of Bengal	6,970,068	4,995,446	6,026,132	5,751,529	8,736,678	15,77,671	11,03,974	11,58,637	9,79,451	15,24,397
<i>" Bombay</i>	4,965,954	1,266,694	6,397,161	7,477,114	10,319,727	15,66,383	3,70,519	19,72,764	18,03,572	22,43,299
<i>" Sind</i>	2,273,467	1,111,220	3,371,607	1,749,734	3,404,256	6,69,423	3,09,077	8,65,394	4,22,028	7,70,839
<i>" Madras</i>	57,405	3,845	1,486	183,229	539,133	20,437	1,449	282	46,967	1,22,404
<i>" Burma</i>	232,750	71,846	143,332	82,595	41,184	1,08,287	26,869	38,531	24,391	12,105
TOTAL	14,649,644	7,449,051	16,439,708	15,244,201	23,000,978	39,42,201	18,11,888	40,35,598	32,75,409	46,73,044
Sateens (III. P)—										
United Kingdom (including Channel Islands)	1,326,688	837,677	2,546,411	846,746	579,766	4,64,906	2,55,394	7,46,308	2,92,292	2,13,406
Other British Possessions	899	180	314	45
TOTAL BRITISH EMPIRE	1,327,582	837,677	2,546,411	846,746	579,946	4,65,220	2,55,394	7,46,308	2,92,292	2,13,451
Italy (including Fiume)	45,347	12,695
Japan	133,296	152,510	985,373	194,010	368,112	40,406	32,290	1,87,247	89,917	84,667
Other Foreign Countries	798	12,827	625	3,434
TOTAL FOREIGN COUNTRIES	134,094	152,510	1,030,720	194,010	380,930	41,031	32,290	1,99,942	90,917	88,101

No. 10—continued

ARTICLES, AND COUNTRIES OF CONSIGNMENT; ALSO SHARE OF EACH PROVINCE	QUANTITY					VALUE				
	1930-31	1931-32	1932-33	1933-34	1934-35	1930-31	1931-32	1932-33	1933-34	1934-35
Textiles—continued						R	R	R	R	R
Cotton—continued										
Manufactures—continued										
Piecegoods—continued										
Coloured, Printed or Dyed—contd.										
Printed goods—continued										
Sateens (III. P)—contd.	Yards	Yards	Yards	Yards	Yards					
Share of Bengal . . .	274,219	196,327	169,311	80,723	114,683	31,417	68,220	53,566	22,455	31,680
„ Bombay . . .	673,441	36,702	479,359	336,666	342,282	2,10,281	11,577	1,62,923	1,04,613	92,289
„ Sind . . .	160,590	709,569	2,877,156	136,698	267,856	61,443	1,35,637	7,13,440	1,22,017	67,575
„ Madras . . .	1,229	..	491	24,902	22,672	537	..	287	5,564	5,513
„ Burma . . .	362,107	47,689	60,314	162,767	223,392	1,52,573	22,250	25,929	77,560	1,04,495
TOTAL	1,461,586	990,187	3,677,131	1,010,756	960,886	5,06,251	2,87,684	9,46,150	3,32,209	3,01,652
Shirtings (III. P)—	Yards	Yards	Yards	Yards	Yards					
United Kingdom (including Channel Islands)	10,176,976	15,873,043	18,544,867	8,131,999	17,153,155	26,41,208	36,04,718	38,43,325	17,81,784	31,00,937
Straits Settlements . . .	603	3,188	2,524	262,321	..	298	1,381	736	23,328	..
Other British Possessions . . .	12,020	..	6,720	..	9,840	3,340	..	1,757	..	1,046
TOTAL BRITISH EMPIRE	10,189,600	15,876,231	18,554,111	8,394,320	17,163,004	26,44,846	36,06,099	38,45,818	18,05,112	31,01,982
Italy (including Fiume)	117,849	156,631	165,643	..	4	26,116	31,263	24,659	..	1
Iran	238,067	24,985
Japan	10,004,720	20,481,660	58,701,178	28,617,746	44,209,180	18,37,089	20,49,233	65,90,014	29,78,080	51,22,134
Other Foreign Countries . . .	21,500	17,730	27,251	63	5,443	8,726	4,671	9,336	18	1,452
TOTAL FOREIGN COUNTRIES	10,143,869	20,656,021	59,132,139	28,617,809	44,214,627	18,71,031	29,85,107	66,42,094	29,78,098	51,23,587
Share of Bengal . . .	1,933,246	4,639,281	13,591,084	5,045,892	9,642,317	3,34,374	6,25,737	15,79,631	6,27,766	10,38,493
„ Bombay . . .	4,266,602	8,475,567	29,629,285	16,909,647	23,799,928	8,91,612	12,67,646	33,34,406	18,68,310	28,98,277
„ Sind . . .	9,114,621	17,331,881	22,946,313	8,160,534	16,958,536	22,71,424	36,90,393	41,82,045	15,53,018	28,96,423
„ Madras . . .	124,273	..	668,594	86,578	76,136	34,964	..	75,479	17,174	18,771
„ Burma . . .	4,994,726	6,085,523	10,350,474	6,809,478	10,901,015	9,84,403	10,07,490	13,17,251	8,16,442	13,75,606
TOTAL	20,333,468	36,632,247	77,086,250	37,012,129	61,377,631	45,10,777	65,91,266	1,04,88,812	47,83,210	82,25,609
Towls (III. P)—	Yards	Yards	Yards	Yards	Yards					
United Kingdom (including Channel Islands)	1,145,121	930,079	1,180,382	868,703	2,004,180	2,30,652	1,97,783	2,54,355	1,80,012	3,63,770
Italy (including Fiume)	2,346,179	2,590,481	1,931,741	4,36,340	4,59,617	3,09,856
Japan	10,800	910,619	617,161	1,410,247	..	1,903	1,43,942	98,484	2,73,408
Other Foreign Countries	0,695	2,846
TOTAL FOREIGN COUNTRIES	2,346,179	2,601,976	2,842,360	617,161	1,410,247	4,36,340	4,64,306	4,58,797	98,484	2,73,408
Share of Bengal . . .	346,057	322,645	443,129	141,755	349,223	70,804	64,786	81,986	31,438	83,727
„ Bombay . . .	428,843	144,728	1,164,857	739,139	1,001,279	88,255	33,978	2,37,652	1,49,587	2,33,698
„ Sind . . .	2,636,038	3,070,168	2,317,015	566,941	2,063,775	5,04,042	5,48,052	3,74,976	88,275	3,06,803
„ Madras . . .	11,494	17,379	6,785	3,532	5,522	2,027
„ Burma . . .	20,868	24,114	97,741	10,660	2,765	9,438	16,333	18,608	3,376	983
TOTAL	8,401,300	8,561,655	4,022,742	1,475,864	3,423,427	6,75,901	6,62,149	7,13,152	2,78,496	6,27,238

GENERAL IMPORTS

(420')

No. 10—continued

ARTICLES, AND COUNTRIES OF CONSIGNMENT; ALSO SHARE OF EACH PROVINCE	QUANTITY					VALUE				
	1930-31	1931-32	1932-33	1933-34	1934-35	1930-31	1931-32	1932-33	1933-34	1934-35
						R	R	R	R	R
Textiles—continued										
Cotton—continued										
Manufactures—continued										
Piecegoods—continued										
Coloured, Printed or Dyed—contd.										
Printed goods—continued										
Woven Lungis and Sarongs (III. F)—	Yards	Yards	Yards	Yards	Yards					
United Kingdom (including Channel Islands)	320,241	178,119	484,549	452,695	727,809	1,53,444	77,952	1,95,895	1,74,743	2,59,403
Straits Settlements	360,638	124,276	93,808	34,525	14,083	1,78,521	52,288	34,287	10,704	4,424
TOTAL BRITISH EMPIRE	680,879	302,395	578,357	487,220	741,892	3,26,965	1,30,240	2,30,182	1,85,447	2,63,827
Netherlands	715,736	484,265	265,636	8,527	37,260	3,41,243	2,04,290	1,15,623	2,512	9,713
France	12,983	5,282
Switzerland	24,527	13,238	10,073	4,084
Japan	173,156	631,488	930,075	362,506	427,008	45,548	1,66,324	1,78,263	69,052	85,921
Other Foreign Countries	746	294	..	12	269	562	798	..	8	137
TOTAL FOREIGN COUNTRIES	926,848	1,129,285	1,195,711	371,045	464,637	4,02,708	3,75,491	2,93,886	71,612	95,771
Share of Bengal	11,681	23,136	29,493	107,554	176,165	6,159	7,787	12,573	33,213	41,722
„ Bombay	..	294	27,527	4,117	8,552	..	793	7,666	1,115	1,632
„ Madras	439	170
„ Burma	1,602,046	1,408,250	1,716,604	746,594	1,021,712	7,23,514	4,97,151	5,03,609	2,17,731	3,16,244
TOTAL	1,613,727	1,431,080	1,774,068	858,265	1,206,429	7,29,673	5,05,731	5,24,018	2,57,059	3,59,658
Unspecified description (III. F)—	Yards	Yards	Yards	Yards	Yards					
United Kingdom (including Channel Islands)	604,164	402,274	967,377	2,007,488	4,101,402	2,12,993	1,08,908	2,94,119	5,82,013	9,04,541
Straits Settlements	3,529	80	683	617	20,274	1,381	32	248	186	5,354
Other British Possessions	12,980	4,199	9,465	5,038	752	3,967	1,354	3,053	1,401	189
TOTAL BRITISH EMPIRE	620,673	406,559	977,525	2,013,143	4,182,428	2,18,341	1,10,294	2,97,420	5,83,580	9,10,084
Germany	51,297	144	206	14,410	218	398
Italy (including Fiume)	103,285	8,200	8	8	80	18,134	2,107	2	12	5
Japan	105,936	188,566	1,299,561	1,001,101	707,380	88,700	1,19,498	4,21,241	1,71,999	171,184
United States of America—										
Via Atlantic Coast	1,007	88	2,345	436	27,785	547	74	1,724	91	11,000
Other Foreign Countries	11,556	5,731	16,017	9,098	16,348	6,707	2,379	6,817	2,495	4,211
TOTAL FOREIGN COUNTRIES	273,081	202,724	1,318,187	1,010,642	841,552	1,28,558	1,24,776	4,30,180	1,74,598	1,87,300
Share of Bengal	443,753	388,935	397,942	839,494	1,601,678	1,40,622	92,985	1,19,222	1,93,490	3,12,619
„ Bombay	174,385	39,580	388,573	1,208,163	2,564,355	47,281	18,094	2,17,504	2,94,679	6,09,378
„ Sind	22,704	6,244	42,818	50,339	20,335	11,954	3,176	18,894	25,304	8,248
„ Madras	35,442	7,323	52,529	552,569	356,519	15,913	3,771	16,741	1,76,603	1,28,139
„ Burma	217,470	167,201	215,800	262,340	180,593	1,31,429	1,17,074	3,54,939	68,012	39,000
TOTAL	893,754	609,288	2,295,862	3,023,785	5,023,980	3,46,899	2,35,070	7,27,600	7,58,178	10,97,384

No. 10—continued

ARTICLES, AND COUNTRIES OF CONSIGNMENT; ALSO SHARE OF EACH PROVINCE	QUANTITY					VALUE				
	1930-31	1931-32	1932-33	1933-34	1934-35	1930-31	1931-32	1932-33	1933-34	1934-35
						R	R	R	R	R
Textiles—continued										
Cotton—continued										
Manufactures—continued										
Piecegoods—continued										
Coloured, Printed, or Dyed—contd.										
Printed goods—concluded										
Total Printed Goods—										
	Yards	Yards	Yards	Yards	Yards					
United Kingdom (including Channel Islands)	70,889,172	50,876,472	88,378,865	55,924,970	97,054,546	1,89,77,808	1,21,25,813	2,07,08,888	1,29,81,495	209,58,234
Ceylon (excluding Maldives)	6,821	9,347	17,849	37,311	36,039	2,412	8,291	5,242	8,859	8,110
Straits Settlements	380,306	143,454	99,634	444,209	89,346	1,83,415	57,021	36,041	58,058	19,276
Hongkong	60,240	..	2,040	16,737	..	1,290
Other British Possessions	11,027	4,754	4,007	6,459	11,781	2,868	809	533	1,376	1,582
TOTAL BRITISH EMPIRE	71,347,568	51,034,027	88,503,295	56,412,949	97,192,612	1,90,83,330	1,21,86,934	2,07,51,994	1,30,49,828	2,09,87,201
Germany	165,998	36,179	26,572	11,445	..	60,312	13,625	2,919	1,441	..
Netherlands	1,283,525	969,477	537,906	10,011	37,966	5,51,922	3,62,179	2,10,557	3,435	10,261
France	21,360	6,531	517	641	401	10,238	5,216	632	812	568
Switzerland	75,061	47,842	38,020	417	20,678	30,669	15,218	14,936	374	9,060
Italy (including Fiume)	3,694,255	4,034,825	2,678,937	62	521,424	6,93,262	7,18,662	4,34,925	83	84,654
Iran	414	6,205	380,397	710	13,277	172	847	41,192	294	3,544
Japan	29,872,002	48,540,356	144,712,494	83,751,803	101,657,000	56,40,844	74,83,254	1,82,02,948	1,02,15,009	1,37,34,218
United States of America—										
Vid Atlantic Coast	5,057	213,945	40,183	5,794	234,962	2,237	46,616	11,565	6,207	47,200
" Pacific "	79	233	25	34
Other Foreign Countries	25,944	22,778	24,734	35,661	39,142	10,734	7,184	4,154	6,758	8,900
TOTAL FOREIGN COUNTRIES	35,143,695	53,878,138	148,439,810	83,816,544	102,525,033	70,00,465	86,52,795	1,89,23,828	1,02,34,323	1,38,98,439
Share of Bengal	26,122,951	22,079,414	42,986,175	21,922,358	41,709,460	53,83,787	39,94,942	65,41,000	34,13,464	66,25,418
" Bombay	32,980,047	27,669,530	97,710,612	73,669,039	82,035,661	81,47,584	59,94,181	1,51,99,843	1,13,27,737	1,36,01,356
" Sind	26,220,430	33,792,560	51,612,669	20,480,757	39,706,357	61,55,978	70,17,568	94,51,189	37,38,645	69,98,622
" Madras	1,389,427	133,263	5,164,538	4,125,876	6,819,435	4,34,867	32,846	9,87,605	9,69,629	14,33,431
" Burma	19,778,356	21,237,393	39,469,111	19,732,063	29,446,762	59,61,579	47,90,192	74,96,185	37,34,676	62,21,810
TOTAL	106,491,261	104,912,165	236,043,105	140,229,403	1,99,717,695	2,60,83,795	2,08,39,729	3,66,75,822	2,32,84,151	3,48,85,640
Dyed Goods—										
Cambrics, including Madapolams, Muslins, Mulls and Jaconets (III. P)—										
	Yards	Yards	Yards	Yards	Yards					
United Kingdom (including Channel Islands)	11,068,487	12,580,762	20,074,375	27,007,130	34,627,082	26,12,456	26,77,549	59,69,358	50,15,018	63,49,122
Other British Possessions	1,745	3,271	5,501	1,268	3,892	906	1,375	1,903	494	1,479
TOTAL BRITISH EMPIRE	11,070,232	12,584,033	20,079,876	27,008,398	34,631,484	26,13,362	26,78,924	59,61,261	50,15,512	63,50,601
Netherlands	427,974	265,061	16,500	2,556	..	1,09,051	82,228	6,785	626	..
France	10,278	132,355	34,786	3,890	..	6,719	55,488	17,485	2,333	..
Switzerland	879,524	1,453,482	3,131,102	80,526	65,665	1,99,845	6,15,345	13,16,138	43,191	19,683
Italy (including Fiume)	58,167	331,853	156,800	600	..	19,994	1,59,227	70,754	122	..
Austria	114,925	53,947	502,999	474	5,033	29,240	25,496	2,08,417	494	1,756
Japan	75,424	11,365	57,104	329,155	229,940	12,966	1,752	4,762	41,572	52,048
United States of America—										
Vid Atlantic Coast	2,639,391	1,398,059	304,142	31,729	10,254	8,12,065	3,45,132	81,222	7,271	3,254
Other Foreign Countries	18,771	16,749	4,308	347	1,118	5,429	6,031	2,217	561	834
TOTAL FOREIGN COUNTRIES	3,724,454	3,662,871	4,207,741	449,217	312,019	12,56,299	12,90,698	17,97,723	96,531	77,575

GENERAL IMPORTS

(422)

No. 10—continued

ARTICLES, AND COUNTRIES OF CONSIGNMENT; ALSO SHARE OF EACH PROVINCE	QUANTITY					VALUE				
	1930-31	1931-32	1932-33	1933-34	1934-35	1930-31	1931-32	1932-33	1933-34	1934-35
						R	R	R	R	R
Textiles—continued										
Cotton—continued										
Manufactures—continued										
Piecegoods—continued										
Coloured, Printed or Dyed—contd.										
Dyed Goods—continued										
Cambrics, including Madapollams, Muslins, Mulls and Jaconets (III. P)—continued	Yards	Yards	Yards	Yards	Yards					
Share of Bengal	2,213,973	3,072,960	6,696,179	6,151,433	6,382,079	6,42,598	9,21,791	13,53,290	11,03,285	10,80,920
" Bombay	6,158,907	6,349,552	10,950,345	8,183,069	11,533,094	13,35,304	16,06,373	30,57,538	16,23,465	22,41,291
" Sind	4,603,647	5,244,837	10,276,952	7,177,345	9,762,564	11,66,161	10,93,398	20,59,650	12,49,292	16,80,153
" Madras	1,977,542	1,633,947	4,190,123	5,260,853	6,527,336	4,95,075	3,55,177	9,05,769	9,85,726	12,01,605
" Burma	780,617	325,558	1,174,018	715,516	683,830	2,30,833	87,938	2,92,737	1,50,275	1,34,207
TOTAL	14,794,680	16,226,904	33,287,617	27,457,615	31,943,503	38,69,571	39,69,617	76,08,984	51,12,043	64,28,170
Chadars (III. P)—	Yards	Yards	Yards	Yards	Yards					
TOTAL BRITISH EMPIRE	25	880	2	574	..
TOTAL FOREIGN COUNTRIES	2,400	3,520
Share of Bombay	880	2,400	574	3,520
" Madras	25	2
TOTAL	25	880	2,400	2	574	3,520
Checks, Spots and Stripes (III. P)—	Yards	Yards	Yards	Yards	Yards					
United Kingdom (including Channel Islands)	4,062,770	1,751,192	5,089,418	5,651,911	6,292,918	15,84,673	5,93,076	18,23,543	20,77,056	2,237,740
Other British Possessions	1,335	691	8,185	11,101	8,650	1,252	384	2,782	4,754	3,602
TOTAL BRITISH EMPIRE	4,064,105	1,751,883	5,097,603	5,663,012	6,301,568	15,85,925	6,04,360	18,26,325	20,81,810	2,241,348
Netherlands	44,141	8,122	3,091	26,126	5,429	648
Belgium	16,271	175	8,184	159	..
Switzerland	17,535	688	..	6,072	345
Italy (including Fiume)	19,236	62,975	20,864	7,610	44,224	6,540
Austria	10,843	6,199
Iran	50,592	10,480	11,045	2,450
Japan	438,611	360,905	1,056,549	460,062	206,046	1,12,410	86,179	2,03,008	88,644	55,668
Other Foreign Countries	0,588	453	..	2,068	150	3,420	424	..	1,355	54
TOTAL FOREIGN COUNTRIES	519,419	449,990	1,090,775	512,897	307,364	1,65,774	1,42,928	2,18,384	1,02,102	58,547
Share of Bengal	1,287,907	630,042	1,745,465	1,425,537	1,545,543	4,21,115	1,79,221	4,62,226	4,79,097	4,48,130
" Bombay	1,323,442	699,580	2,057,355	2,284,861	2,194,059	5,71,020	3,13,099	9,21,421	10,36,532	10,60,672
" Sind	33,344	85,221	241,216	115,990	145,246	11,399	17,856	40,897	22,578	30,916
" Madras	436,011	281,216	403,015	741,204	629,839	1,82,128	73,289	1,22,038	2,18,181	1,89,987
" Burma	1,502,820	505,514	1,747,327	1,608,317	2,093,945	5,56,037	1,63,823	4,98,127	4,27,524	5,70,190
TOTAL	4,583,524	2,201,873	6,194,378	6,175,909	6,608,932	17,41,609	7,37,288	20,44,709	21,83,912	22,09,805
Dhutties (III. P)—	Yards	Yards	Yards	Yards	Yards					
United Kingdom (including Channel Islands)	39,194	69,127	168,048	28,888	185,604	10,089	14,124	29,332	5,121	36,848
Ceylon (excluding Maldives)	40	10	..
TOTAL BRITISH EMPIRE	39,194	69,127	168,048	28,928	185,604	10,089	14,124	29,332	5,131	36,848
TOTAL FOREIGN COUNTRIES	11,708	750	2,089	169
Share of Bengal	34,436	50,190	13,920	55,700	..	7,139	10,443	2,969	9,190
" Bombay	844	1,864	6,763	648	1,096	1,555
" Madras	23,326	17,396	99,622	18,869	122,891	7,599	3,491	15,930	2,694	26,272
" Burma	15,868	23,295	17,392	983	..	2,490	3,491	2,311	461	..
TOTAL	39,194	69,127	168,048	40,636	186,354	10,089	14,124	29,332	7,220	37,017
Drills and Jeans (III. P)—	Yards	Yards	Yards	Yards	Yards					
United Kingdom (including Channel Islands)	2,585,196	2,134,127	1,891,773	2,390,385	2,300,156	11,61,159	7,31,129	6,80,901	8,79,753	9,10,145
Other British Possessions	14,025	..	13,760	14,415	3,400	3,244	..	3,107	9,568	868
TOTAL BRITISH EMPIRE	2,599,221	2,134,127	1,905,533	2,404,800	2,303,556	11,64,403	7,31,129	6,84,008	8,89,321	9,10,513

No. 10—continued

ARTICLES, AND COUNTRIES OF CONSIGNMENT, ALSO SHARE OF EACH PROVINCE	QUANTITY					VALUE				
	1930-31	1931-32	1932-33	1933-34	1934-35	1930-31	1931-32	1932-33	1933-34	1934-35
Textiles—continued										
Cotton—continued						₹	₹	₹	₹	₹
Manufactures—continued										
Piecegoods—continued										
Coloured, Printed or Dyed— continued										
Dyed goods—continued										
Drills and Jeans (III. P)— continued	Yards	Yards	Yards	Yards	Yards					
Poland (including Danzig)	28,134	19,832
Netherlands	54,168	12,000	17,467	2,314
Switzerland	17,023	7,014
Italy (including Fiume)	2,132	..	4,256	..	28,436	1,188	..	1,174	..	13,009
China (exclusive of Hongkong and Macao)	800	12,000	60,000	619,200	..	187	2,322	9,808	1,04,839
Japan	4,813,178	6,071,539	8,107,996	6,225,992	4,742,600	10,86,333	12,04,509	12,37,751	8,98,106	8,38,660
Other Foreign Countries	128	2,870	1,073	13,828	5,057	344	2,115	3,330	1,084	3,945
TOTAL FOREIGN COUNTRIES	4,869,506	6,087,218	8,153,459	6,299,620	5,412,316	11,05,332	12,09,125	12,63,909	9,07,598	9,66,157
Share of Bengal	1,149,279	3,671,772	4,377,720	2,975,997	2,588,192	2,69,770	6,51,267	6,97,137	4,91,695	4,39,318
“ Bombay	2,014,138	1,974,710	2,342,963	2,409,952	2,640,702	9,39,426	6,30,827	7,01,651	7,43,025	9,02,818
“ Sind	223,490	330,208	432,633	438,312	748,377	53,280	70,496	88,028	65,269	2,41,459
“ Madras	935,589	371,453	110,730	533,296	113,958	2,44,446	1,20,124	39,585	1,07,450	36,918
“ Burma	3,146,321	2,873,292	2,794,946	2,346,863	1,624,643	7,02,813	5,67,540	4,21,516	3,39,480	2,56,127
TOTAL	7,408,817	8,221,345	10,058,992	8,704,420	7,715,872	22,69,735	19,40,254	19,47,017	17,96,910	18,70,670
Embroidered allovers (III. P) (a)—					Yards.					
United Kingdom (including Channel Islands)	—	—	—	—	143,008	—	—	—	—	33,224
France	—	—	—	—	177,098	—	—	—	—	66,298
Switzerland	—	—	—	—	2,825,558	—	—	—	—	10,04,061
Italy (including Fiume)	—	—	—	—	425,091	—	—	—	—	1,02,407
Austria	—	—	—	—	506,874	—	—	—	—	1,05,500
Other Foreign Countries	—	—	—	—	23,701	—	—	—	—	10,876
TOTAL FOREIGN COUNTRIES	—	—	—	—	3,059,517	—	—	—	—	14,39,142
Share of Bengal	—	—	—	—	996	—	—	—	—	364
“ Bombay	—	—	—	—	3,571,347	—	—	—	—	12,91,196
“ Sind	—	—	—	—	506,464	—	—	—	—	1,73,012
“ Madras	—	—	—	—	23,873	—	—	—	—	7,794
TOTAL	—	—	—	—	4,103,180	—	—	—	—	14,72,366
Flannel and Flannellettes (III. P)—	Yards	Yards	Yards	Yards	Yards					
United Kingdom (including Channel Islands)	17,768	268,631	57,817	142,195	600,741	8,060	55,857	13,831	37,898	1,80,168
Other British Possessions	18,000	614	4,500	116
TOTAL BRITISH EMPIRE	35,768	269,245	57,817	142,195	600,741	12,560	55,473	13,831	37,898	1,80,168
Italy (including Fiume)	253,130	29,898	400,844	43,865	22,084	55,141	6,634	18,732	14,071	5,912
Japan	2,367,857	4,538,599	7,828,910	1,386,209	2,079,205	4,37,724	8,25,936	10,46,658	1,83,063	3,26,001
Other Foreign Countries	1,904	6,113	1,860	202	..	2,075	3,160	1,074	803	..
TOTAL FOREIGN COUNTRIES	2,627,900	4,574,605	7,931,614	1,430,366	2,101,289	4,94,940	8,35,730	10,66,484	1,98,867	3,32,818
Share of Bengal	959,231	2,322,943	3,386,239	473,199	1,258,110	1,76,842	4,36,019	4,66,999	64,767	2,11,225
“ Bombay	412,733	1,110,143	1,994,453	644,008	558,969	86,928	2,03,250	2,51,992	85,115	89,068
“ Sind	468,776	669,327	1,264,712	360,293	254,237	94,656	1,19,725	1,92,412	74,347	65,431
“ Madras	23,820	10	84,752	1,065	16,361	5,173	46	13,747	516	3,721
“ Burma	799,103	741,423	1,349,276	94,000	615,353	1,44,899	1,32,164	1,55,145	12,080	93,486
TOTAL	2,663,668	4,843,850	7,989,431	1,572,561	2,792,030	5,07,500	8,91,203	10,80,295	2,36,705	4,62,651

(a) Separately recorded from 1934-35.

GENERAL IMPORTS

(424)

No. 10—continued

ARTICLES, AND COUNTRIES OF CONSIGNMENT; ALSO SHARE OF EACH PROVINCE	QUANTITY					VALUE				
	1930-31	1931-32	1932-33	1933-34	1934-35	1930-31	1931-32	1932-33	1933-34	1934-35
						R	R	R	R	R
Textiles—continued										
Cotton—continued										
Manufactures—continued										
Piece goods—continued										
Coloured, Printed, or Dyed— continued										
Dyed goods—continued										
Italian Cloth and Sateens (III. P)—	Yards	Yards	Yards	Yards	Yards					
United Kingdom (including Channel Islands)	9,029,577	10,764,890	20,072,307	9,912,316	20,213,202	31,48,609	31,74,054	51,18,391	21,82,178	48,45,193
Other British Possessions	6,034	..	12,938	153	7,800	2,900	..	3,888	33	1,398
TOTAL BRITISH EMPIRE	9,035,611	10,764,890	20,084,705	9,912,469	20,221,002	31,51,509	31,74,054	51,22,279	21,82,211	48,46,591
Switzerland	20,329	3,427	38,134	9,786	1,156	16,026
Italy (including Fiume)	755,511	938,950	706,474	46,242	158,407	2,55,930	2,82,589	1,88,764	6,601	43,719
Austria	64,029	22,270	45,987	..	31,746	24,503	8,189	18,763	..	10,525
Japan	312,678	474,882	752,125	1,413,484	1,146,611	1,02,825	1,10,857	1,35,992	2,51,873	2,09,571
Other Foreign Countries	560	23,132	17,948	39	14,396	345	11,502	5,000	55	2,667
TOTAL FOREIGN COUNTRIES	1,153,107	1,482,601	1,560,648	1,458,765	1,351,180	3,93,389	4,14,293	3,64,545	2,58,300	2,06,482
Share of Bengal	2,769,731	3,814,467	6,317,272	3,161,053	6,516,686	8,80,061	10,48,526	13,62,486	6,16,516	12,51,955
“ Bombay	3,739,523	3,459,359	7,548,275	5,009,498	8,909,181	11,43,596	10,02,029	18,76,352	11,29,719	20,48,441
“ Sind	2,863,856	4,505,937	6,295,126	2,312,180	5,084,779	11,76,869	13,83,745	17,92,658	7,46,786	15,38,038
“ Madras	357,992	133,369	963,485	122,711	593,926	1,31,428	34,770	2,22,465	23,300	1,06,487
“ Burma	457,516	284,369	521,195	765,792	467,590	2,13,005	1,19,877	2,32,865	2,24,204	1,85,157
TOTAL	10,188,618	12,227,651	21,645,353	11,371,234	21,572,162	35,44,958	35,88,947	54,86,824	27,40,525	51,13,078
Lungs (III. P)—	Yards	Yards	Yards	Yards	Yards					
United Kingdom (including Channel Islands)	..	119,383	284,010	37,163	33,403	..	34,048	79,182	14,128	9,986
Other British Possessions	6,705	1,413	2,382	930	607	2,474	594	855	209	181
TOTAL BRITISH EMPIRE	6,705	120,796	286,392	38,093	34,010	2,474	34,642	80,037	14,397	10,167
Netherlands	22,469	7,734	7,904	3,131
Japan	..	68,800	286,264	185,392	10,600	52,580	29,714	..
TOTAL FOREIGN COUNTRIES	22,469	76,534	286,264	185,392	..	7,904	13,731	52,580	29,714	..
Share of Bengal	11,520	193,083	563,170	209,076	..	5,292	46,895	1,23,548	35,401	..
“ Bombay	3,381	1,506
“ Sind	10,949	2,180	2,612	712
“ Madras	6,705	4,101	6,105	7,209	561	2,474	1,439	2,463	2,719	158
“ Burma	..	146	..	7,200	31,269	..	39	..	3,685	9,297
TOTAL	29,174	197,330	572,656	223,485	34,010	10,378	48,378	1,82,617	44,111	10,167
Prints and Chints (III. P)—	Yards	Yards	Yards	Yards	Yards					
United Kingdom (including Channel Islands)	1,665,504	2,441,846	4,061,173	2,169,762	1,548,301	5,34,433	5,17,541	9,08,664	4,64,566	2,80,316
Other British Possessions	17,971	15,277	9,961	11,547	430	4,358	5,107	2,032	3,085	176
TOTAL BRITISH EMPIRE	1,683,475	2,457,123	4,071,134	2,181,309	1,548,731	5,38,791	5,22,648	9,08,696	4,67,651	2,80,492
Japan	880,145	631,034	458,643	255,202	505,698	73,562	91,105	49,932	30,759	62,785
Other Foreign Countries	9,166	1,527	1,380	270	403	5,747	781	674	246	579
TOTAL FOREIGN COUNTRIES	889,311	632,561	460,023	255,472	506,101	79,309	91,886	50,606	31,005	63,364
Share of Bengal	..	1,820,231	2,136,077	893,583	748,571	..	3,27,543	3,37,934	1,58,794	1,04,338
“ Bombay	47,226	59,198	113,409	81,037	29,353	13,117	13,384	23,442	17,192	5,530
“ Sind	1,062	5,326	3,392	220	4,946	805	3,260	2,175	120	2,379
“ Madras	1,762,757	1,132,768	2,253,903	1,443,819	1,186,114	5,27,290	2,42,511	5,79,600	3,08,863	2,09,467
“ Burma	271,741	72,161	24,376	18,212	85,848	76,838	27,846	16,161	13,756	12,142
TOTAL	2,072,786	3,080,884	4,531,157	2,436,871	2,054,832	6,18,100	6,14,634	9,59,302	4,98,655	3,33,856

No. 10—continued

ARTICLES, AND COUNTRIES OF CONSIGNMENT; ALSO SHARE OF EACH PROVINCE	QUANTITY					VALUE				
	1930-31	1931-32	1932-33	1933-34	1934-35	1930-31	1931-32	1932-33	1933-34	1934-35
Textiles—continued						R	R	R	R	R
Cotton—continued										
Manufactures—continued										
Fleeco goods—continued										
Coloured, Printed, or Dyed— continued										
Dyed goods—continued										
Sarles and Scarves (III. P)—	Yards	Yards	Yards	Yards	Yards					
United Kingdom (including Channel Islands)	2,583,784	822,483	1,110,237	1,056,010	1,458,180	7,87,864	2,06,107	2,65,517	3,82,060	2,60,552
Other British Possessions	14,208	9,016	11,185	821	204	2,702	3,497	2,880	203	78
TOTAL BRITISH EMPIRE	2,597,992	832,809	1,121,422	1,057,731	1,458,384	7,90,566	2,08,804	2,68,406	3,82,263	2,86,630
Netherlands	64,048	31,164	22,076	8,475
France	12,325	13,728	4,819	6,065
Switzerland	22,274	19,063	9,821	10,750
Italy (including Fiume)	6,114	8,109	11,712	3,437	3,627	5,298
Austria	40,480	3,028	22,075	1,425	..
Japan	23,886	10,800	70,025	5,755	1,500	8,737	..
Other Foreign Countries	54	25
TOTAL FOREIGN COUNTRIES	70,162	97,818	105,737	82,953	..	25,513	32,497	45,803	10,162	..
Share of Bengal	475,691	554,321	376,950	1,269,950	1,200,336	1,33,087	1,47,329	82,438	2,12,999	2,25,632
„ Bombay	14,900	40,374	125,853	7,409	68,687	6,277	16,678	53,771	3,081	14,536
„ Sind	6,114	2,394	3,437	1,589
„ Madras	2,160,207	333,228	724,356	762,885	189,361	6,69,793	75,595	1,73,000	1,76,235	46,462
„ Burma	11,242	440	..	3,480	110	..
TOTAL	2,068,154	930,217	1,227,150	2,040,684	1,468,384	8,16,070	2,41,191	3,14,209	3,92,425	2,86,030
Shirtings (III. P)—	Yards	Yards	Yards	Yards	Yards					
United Kingdom (including Channel Islands)	12,835,224	8,551,684	12,818,149	9,897,879	10,310,392	27,96,800	16,58,995	23,55,012	20,19,885	22,47,513
Straits Settlements	37,434	97,739	44,070	72,005	123,452	19,330	85,537	13,213	12,120	19,289
Hongkong	90,609	23,190	61,419	2,489	88,353	26,235	7,052	20,641	800	8,440
Other British Possessions	1,982	726	9,917	8,602	1,000	952	242	490	1,777	302
TOTAL BRITISH EMPIRE	12,965,249	8,673,339	12,933,555	9,981,475	10,523,797	28,42,717	17,01,826	23,89,356	20,34,582	22,75,634
Netherlands	2,677,854	880,164	1,139,315	121,051	151,470	8,38,659	2,29,818	2,69,631	29,212	42,240
Italy (including Fiume)	36,580	33,018	158,915	33	2,724	7,215	9,793	88,200	10	2,737
China (exclusive of Hongkong and Macao)	514	35,868	50,073	64,408	12,056	189	4,988	9,136	8,894	2,074
Japan	9,445,449	11,520,802	15,385,506	8,126,493	6,118,053	14,04,108	15,89,121	10,00,788	9,10,413	7,01,322
Other Foreign Countries	3,010	5,898	5,673	12,648	13,399	2,139	3,631	3,405	3,500	3,281
TOTAL FOREIGN COUNTRIES	12,163,407	12,475,810	16,737,672	8,323,628	6,297,702	23,42,307	18,37,354	22,21,219	9,52,119	7,51,654
Share of Bengal	4,905,537	2,630,078	6,597,659	3,441,522	2,132,610	9,33,967	4,41,545	9,35,551	4,63,228	3,29,654
„ Bombay	5,638,953	4,286,063	6,401,572	4,986,062	3,887,950	12,25,242	7,92,494	10,35,710	9,93,038	8,56,411
„ Sind	3,807,772	3,179,400	4,430,702	3,371,251	4,982,490	3,35,958	6,03,596	3,62,427	6,40,032	9,81,320
„ Madras	814,904	895,566	1,214,739	1,111,772	611,664	1,37,358	1,24,034	1,61,293	1,48,368	77,565
„ Burma	9,961,490	10,158,042	11,026,405	5,394,496	5,226,786	20,52,499	15,77,511	16,15,594	7,52,035	8,02,278
TOTAL	25,128,656	21,149,149	29,671,127	18,305,193	16,821,499	51,85,024	35,39,180	46,10,575	29,86,701	30,27,288
Twills (III. P)—	Yards	Yards	Yards	Yards	Yards					
United Kingdom (including Channel Islands)	6,668,551	8,671,656	9,699,155	9,147,123	12,780,640	24,01,891	20,91,480	27,82,654	26,91,513	40,30,834
Other British Possessions	860	30	2,648	8,100	..	478	20	833	1,543	..
TOTAL BRITISH EMPIRE	6,669,411	8,671,686	9,701,803	9,155,223	12,780,640	24,02,369	20,91,509	27,83,487	28,93,056	40,30,834

GENERAL IMPORTS

(426)

No. 10—continued

ARTICLES, AND COUNTRIES OF CONSIGNMENT; ALSO SHARE OF EACH PROVINCE	QUANTITY					VALUE				
	1930-31	1931-32	1932-33	1933-34	1934-35	1930-31	1931-32	1932-33	1933-34	1934-35
Textiles—continued										
Cotton—continued										
Manufactures—continued										
Piecegoods—continued										
Coloured, Printed, or Dyed— continued										
Dyed goods—continued										
Twills (III. P)—continued	Yards	Yards	Yards	Yards	Yards	₹	₹	₹	₹	₹
Italy (including Flume).	1,357,084	1,405,111	1,337,875	150,425	126,179	6,08,010	4,74,785	4,19,848	44,178	34,534
China (exclusive of Hongkong and Macao)	48,000	8,019
Japan	2,093,601	3,004,478	4,935,917	3,232,130	1,280,200	5,16,447	6,16,379	8,17,554	5,33,494	1,00,247
Other Foreign Countries	13,973	10,325	24,823	1,221	..	3,093	2,014	7,544	1,510	..
TOTAL FOREIGN COUNTRIES	3,470,258	4,509,914	6,293,615	3,442,776	1,443,379	11,27,550	10,91,078	12,44,946	5,79,177	2,32,800
Share of Bengal	1,496,618	1,766,778	1,991,051	1,566,460	2,203,786	3,71,037	3,83,303	3,66,327	2,98,717	6,08,753
.. Bombay	4,029,030	3,328,325	5,582,980	5,456,527	6,099,917	16,74,944	10,46,574	17,76,604	16,44,837	19,58,405
.. Sind	3,607,903	6,226,340	5,165,349	2,840,807	3,619,342	6,88,132	11,90,410	10,23,677	5,40,054	8,54,298
.. Madras	205,426	312,713	400,337	704,416	379,273	68,842	1,02,654	1,43,280	2,59,659	1,66,185
.. Burma	1,800,692	1,646,944	2,860,701	2,029,859	1,937,701	7,26,964	4,63,641	6,93,695	5,23,966	6,65,993
TOTAL	10,139,569	13,181,600	10,000,418	12,597,999	14,233,010	35,20,910	31,85,587	39,98,483	32,72,233	42,63,634
Woven Lungis and Sarongs (III. P)—	Yards	Yards	Yards	Yards	Yards					
United Kingdom (including Channel Islands)	67,048	107,465	32,625	6,820	17,276	20,492	36,735	11,445	1,508	7,286
Other British Possessions	66	489	1,972	2,003	135	39	330	1,024	483	77
TOTAL BRITISH EMPIRE	67,114	107,954	34,597	9,723	17,411	20,531	36,065	12,469	2,051	7,363
Netherlands	138,888	170,679	607	64,020	36,251	364
Japan	13,440	256,430	3,92,343	774,215	181,008	5,313	61,368	70,202	1,23,402	32,328
Other Foreign Countries	1,218	380	1,816	153	187	856	126	649	101	112
TOTAL FOREIGN COUNTRIES	153,546	427,489	395,356	774,368	181,255	70,188	97,745	71,215	1,23,503	32,440
Share of Bengal	153,612	472,148	333,052	729,048	12,000	69,662	1,11,628	61,104	1,16,757	1,562
.. Bombay	21,672	27,927	71,309	53,994	25,416	8,316	7,231	16,118	9,440	5,719
.. Madras	20	..	400	785	..	16	..	300	198	..
.. Burma	45,356	35,268	19,162	264	181,250	18,726	15,051	6,262	159	32,532
TOTAL	220,060	535,443	429,953	784,091	108,666	96,719	1,33,810	83,684	1,25,554	39,803
Unspecified descriptions (III. P)—	Yards	Yards	Yards	Yards	Yards					
United Kingdom (including Channel Islands)	8,173,570	6,934,332	10,335,761	8,146,783	11,726,836	33,35,587	29,49,197	38,67,767	30,05,683	37,72,981
Ceylon (excluding Maldives)	271,554	285,826	140,342	52,813	104,607	1,12,679	94,952	52,167	13,882	26,516
Straits Settlements	143,763	140,113	60,280	71,185	97,534	70,123	47,376	22,771	21,836	26,220
Hongkong	225,381	7,723	55,750	5,202	540	68,106	2,618	16,197	1,185	257
Union of South Africa	0,138	5,072	4,284	2,272	3,244	5,009	5,072	4,218	2,272	2,944
Kenya Colony	17,041	7,270	3,858	4,678	1,279	12,739	7,289	3,489	4,678	1,279
Other British Possessions	4,188	2,000	3,404	1,854	1,199	3,770	3,010	2,492	1,840	1,144
TOTAL BRITISH EMPIRE	8,841,623	7,392,245	10,603,683	8,283,377	11,934,298	36,08,013	31,00,518	39,69,101	30,51,276	38,81,341

GENERAL IMPORTS

(428)

No. 10—continued

ARTICLES, AND COUNTRIES OF CONSIGNMENT; ALSO SHARE OF EACH PROVINCE	QUANTITY					VALUE				
	1930-31	1931-32	1932-33	1933-34	1934-35	1930-31	1931-32	1932-33	1933-34	1934-35
						R	R	R	R	R
Textiles—continued										
Cotton—continued										
Manufactures—continued										
Piece goods—continued										
Coloured, Printed, or Dyed—continued										
Dyed goods—concluded										
Total Dyed Goods—continued	Yards	Yards	Yards	Yards	Yards					
Share of Bengal	22,067,517	27,129,004	44,141,528	28,639,397	33,519,695	64,83,107	73,45,211	96,96,360	62,53,244	76,77,067
„ Bombay	24,516,702	21,619,968	39,671,163	30,936,319	43,496,328	76,39,381	59,77,750	1,03,55,999	78,54,028	1,15,24,269
„ Sind	14,868,238	20,543,845	18,926,433	16,770,143	25,408,534	41,10,626	45,91,998	62,57,989	3,84,911	56,22,510
„ Madras	9,621,909	5,826,309	11,251,399	12,179,926	10,899,314	28,98,470	14,35,016	26,88,370	26,91,575	23,29,464
„ Burma	22,055,976	17,844,361	23,841,902	14,037,303	13,805,329	57,21,129	35,74,707	47,20,415	28,48,460	30,25,215
TOTAL	93,120,332	92,968,300	147,732,725	102,563,482	127,129,200	2,60,13,222	2,20,24,682	3,37,19,133	2,30,39,218	3,01,78,625
Woven coloured goods—										
Cambrics, including Madapolams, Muslins, Mulls and Jaconets (III. F)—	Yards	Yards	Yards	Yards	Yards					
United Kingdom (including Channel Islands)	430,003	125,457	369,611	422,858	1,107,113	1,45,007	35,564	1,11,590	1,12,019	2,09,423
Straits Settlements	75	50
TOTAL BRITISH EMPIRE	430,078	125,457	369,611	422,858	1,107,113	1,45,057	35,564	1,11,590	1,12,019	2,09,423
Netherlands	23,250	..	20,606	8,853	..	7,194
France	4,714	904	15,222	3,162	1,080	9,895
Switzerland	69,207	23,484	44,241	3,138	7,089	61,152	18,757	24,281	2,065	4,753
Italy (including Fiume)	13,940	3,987	14,229	1,000	..	11,681	2,407	7,651	246	..
Austria	14,008	5,248	2,768	6,829	3,203	1,368	..
Other Foreign Countries	18,205	7,762	6,473	..	10,390	5,732	4,618	2,130	..	4,791
TOTAL FOREIGN COUNTRIES	129,406	50,235	100,019	6,906	17,479	90,580	33,691	54,554	4,279	9,544
Share of Bengal	301,972	105,214	345,893	227,060	821,968	1,34,495	50,920	1,14,835	68,557	1,69,147
„ Bombay	132,431	6,226	74,458	108,189	76,357	55,758	1,355	32,009	31,756	19,473
„ Sind	33,955	144,869	8,284	97,343
„ Madras	61,231	12,000	..	1,940	4,266	14,081	2,253	..	326	1,758
„ Burma	83,850	62,952	55,279	58,620	76,432	31,303	14,697	19,300	16,976	20,946
TOTAL	559,484	175,692	475,630	429,764	1,124,592	2,35,637	69,255	1,66,144	1,16,898	3,08,967
Chadars (III. F)—	Yards	Yards	Yards	Yards	Yards					
TOTAL BRITISH EMPIRE	14,029	420	2,026	1,695	210	785
TOTAL FOREIGN COUNTRIES	8,998	3,570
Share of Bengal	14,029	1,695
„ Bombay	420	2,026	..	8,998	..	210	785	..	3,570
TOTAL	14,029	420	2,026	..	8,998	1,695	210	785	..	3,570
Checks, Spots and Stripes (III. F)—	Yards	Yards	Yards	Yards	Yards					
United Kingdom (including Channel Islands)	4,729,951	1,077,724	3,517,809	3,404,923	1,784,484	10,77,044	3,72,062	12,12,733	10,83,865	5,60,643
Other British Possessions	1,349	1,002	..	1,380	13,800	409	590	..	246	3,205
TOTAL BRITISH EMPIRE	4,730,300	1,079,626	3,517,809	3,406,303	1,798,284	10,78,053	3,72,652	12,14,733	10,84,111	5,63,848

No. 10—continued

ARTICLES, AND COUNTRIES OF CONSIGNMENT; ALSO SHARE OF EACH PROVINCE	QUANTITY					VALUE				
	1930-31	1931-32	1932-33	1933-34	1934-35	1930-31	1931-32	1932-33	1933-34	1934-35
Textiles—continued						R	R	R	R	R
Cotton—continued										
Manufactures—continued										
Piecegoods—continued										
Coloured, Printed, or Dyed— continued										
Woven coloured goods—continued	Yards	Yards	Yards	Yards	Yards					
Checks, Spots and Stripes (III. P)—continued										
Belgium	5,804	28,507	13,398	4,301	18,392	9,086
Italy (including Fiume)	167,170	44,033	13,708	67,283	11,621	5,584
Japan	2,610,032	1,277,247	1,305,406	657,449	669,793	5,09,611	2,07,916	2,41,076	1,31,176	1,10,220
Other Foreign Countries	18,189	60	7,595	2,062	2,435	9,418	45	3,840	1,333	2,197
TOTAL FOREIGN COUNTRIES	2,801,285	1,350,747	1,340,107	660,111	672,228	5,89,513	2,97,974	2,59,586	1,32,509	1,21,417
Share of Bengal	2,092,304	724,111	855,387	819,593	1,156,367	6,55,361	1,62,133	2,03,972	2,05,982	3,22,807
„ <i>Bombay</i>	3,596,301	551,712	2,131,064	1,765,337	615,716	14,05,390	1,50,655	7,11,748	5,60,410	2,02,007
„ <i>Sind</i>	6,991
„ <i>Madras</i>	32,028	10,260	20,854	32,864	..	16,245	5,945	8,395	6,518	2,218
„ <i>Burma</i>	1,210,952	1,144,290	1,800,611	1,533,620	691,438	4,80,570	3,51,893	5,48,204	4,43,410	1,58,233
TOTAL	7,531,586	2,430,373	4,857,910	4,156,414	2,470,512	25,67,566	6,70,626	14,72,319	12,16,620	6,85,265
Coatings and Trouserings in- cluding Cashmeres, Serges and Tweeds (III. P)—	Yards	Yards	Yards	Yards	Yards					
United Kingdom (including Channel Islands)	1,019,015	760,502	1,185,120	1,261,091	2,204,806	6,27,081	3,87,572	6,36,716	6,89,320	11,04,363
Other British Possessions	7,800	12	1,040	14,400	4,723	2,061	11	303	2,472	1,371
TOTAL BRITISH EMPIRE	1,026,815	760,574	1,186,760	1,276,091	2,209,529	6,29,742	3,87,583	6,36,019	6,91,798	11,05,724
Poland (including Danzig)	11,502	1,905	23,286	4,793	1,055	21,148
Germany	18,397	14,463	7,995	995	142	10,355	5,409	5,789	750	31
Netherlands	24,217	12,518	..	696	..	13,088	4,384	..	388	..
Belgium	258,331	57,110	93,400	5,798	19,008	2,05,156	32,024	55,951	3,697	12,573
France	4,565	1,008	1,393	1,013	786	5,689	856	2,203	2,400	1,217
Switzerland	..	2,770	4,082	..	4,451	..	2,087	6,560	..	3,308
Italy (including Fiume)	1,080,420	1,233,183	931,042	58,111	270,762	5,99,311	4,54,518	3,98,038	26,080	1,45,974
Iraq	..	12,887	6,525
Japan	203,185	299,113	1,080,195	1,109,991	931,491	57,413	52,073	2,20,928	2,23,454	2,11,509
Other Foreign Countries	6,382	11,853	837	100	4,900	4,561	6,442	571	93	457
TOTAL FOREIGN COUNTRIES	1,807,959	1,646,570	2,192,300	1,237,304	1,231,830	9,00,860	5,96,253	7,91,188	2,57,777	3,75,069
Share of Bengal	667,517	404,298	752,854	963,288	1,212,886	2,82,079	1,40,799	2,26,005	2,16,965	3,64,387
„ <i>Bombay</i>	835,234	401,185	834,692	792,208	971,772	5,13,346	1,96,846	3,90,743	3,38,997	4,74,752
„ <i>Sind</i>	961,417	1,078,743	1,130,627	696,985	1,167,283	6,13,016	5,00,420	5,70,675	3,33,871	6,10,686
„ <i>Madras</i>	83	333	..	1,769	1,758	72	423	..	859	888
„ <i>Burma</i>	169,623	522,385	660,337	54,155	37,460	1,22,095	1,45,348	1,43,784	9,823	24,110
TOTAL	2,033,874	2,407,444	3,370,060	2,513,395	3,441,150	15,30,806	9,88,838	13,37,207	9,49,575	14,80,703
Duties (III. P)—	Yards	Yards	Yards	Yards	Yards					
United Kingdom (including Channel Islands)	103,301	25,110	152,021	85,131	68,247	33,700	6,151	36,515	12,942	12,399

No. 10—continued

ARTICLES, AND COUNTRIES OF CONSIGNMENT; ALSO SHARE OF EACH PROVINCE	QUANTITY					VALUE				
	1930-31	1931-32	1932-33	1933-34	1934-35	1930-31	1931-32	1932-33	1933-34	1934-35
						R	R	R	R	R
<i>Textiles—continued</i>										
<i>Cotton—continued</i>										
<i>Manufactures—continued</i>										
<i>Piecegoods—continued</i>										
<i>Coloured, Printed or Dyed—continued</i>										
<i>Woven coloured goods—continued</i>										
<i>Lungis and Sarongs (III. P) —continued</i>	Yards	Yards	Yards	Yards	Yards					
Netherlands	3,571,842	390,148	789,391	23,601	..	17,07,126	1,67,283	2,40,439	10,409	..
Japan	4,236,052	6,414,235	6,733,736	5,922,602	6,386,321	11,84,841	14,85,527	11,19,427	8,98,173	10,96,714
Other Foreign Countries	6,372	12,648	30	3,866	2,400	20
TOTAL FOREIGN COUNTRIES	7,814,266	6,823,031	7,472,127	5,946,203	6,386,351	28,95,833	16,55,219	13,59,865	9,08,642	10,96,734
<i>Share of Bengal</i>	<i>1,352,517</i>	<i>102,510</i>	<i>714,876</i>	<i>586,638</i>	<i>911,699</i>	<i>5,00,129</i>	<i>27,152</i>	<i>1,66,391</i>	<i>96,613</i>	<i>1,56,608</i>
„ <i>Bombay</i>	<i>94,113</i>	<i>21,693</i>	<i>16,499</i>	<i>5,181</i>	<i>..</i>	<i>43,811</i>	<i>5,630</i>	<i>3,307</i>	<i>1,604</i>	<i>..</i>
„ <i>Sind</i>	<i>24,276</i>	<i>..</i>	<i>38,020</i>	<i>18,400</i>	<i>27,907</i>	<i>9,673</i>	<i>..</i>	<i>13,400</i>	<i>6,611</i>	<i>2,533</i>
„ <i>Burma</i>	<i>8,382,106</i>	<i>6,877,950</i>	<i>7,720,012</i>	<i>5,609,091</i>	<i>5,783,871</i>	<i>31,13,182</i>	<i>16,95,341</i>	<i>15,61,206</i>	<i>8,60,633</i>	<i>10,62,084</i>
TOTAL	9,853,012	7,002,153	8,489,407	6,210,810	6,723,477	36,66,745	17,28,023	17,44,304	9,65,261	12,28,125
<i>Prints and Chints (III. P)—</i>	Yards	Yards	Yards	Yards	Yards					
United Kingdom (including Channel Islands)	2,081	6,128	6,446	239,216	410,801	2,020	3,046	2,754	42,625	65,737
Other British Possessions	58	337	40	102
TOTAL BRITISH EMPIRE	2,089	6,128	6,446	239,216	411,138	2,060	3,046	2,754	42,625	65,839
TOTAL FOREIGN COUNTRIES	65	18,300	589	997	56,336	139	2,204	240	743	4,819
<i>Share of Bengal</i>	<i>..</i>	<i>23,581</i>	<i>2,918</i>	<i>238,490</i>	<i>467,136</i>	<i>..</i>	<i>4,678</i>	<i>1,844</i>	<i>40,971</i>	<i>70,356</i>
„ <i>Bombay</i>	<i>950</i>	<i>255</i>	<i>3,468</i>	<i>1,235</i>	<i>..</i>	<i>1,922</i>	<i>250</i>	<i>910</i>	<i>2,268</i>	<i>..</i>
„ <i>Madras</i>	<i>..</i>	<i>..</i>	<i>..</i>	<i>..</i>	<i>337</i>	<i>..</i>	<i>..</i>	<i>..</i>	<i>..</i>	<i>102</i>
„ <i>Burma</i>	<i>1,204</i>	<i>592</i>	<i>589</i>	<i>488</i>	<i>..</i>	<i>1,177</i>	<i>422</i>	<i>240</i>	<i>329</i>	<i>..</i>
TOTAL	2,154	24,423	7,035	240,213	467,473	2,199	5,250	2,994	43,368	70,458
<i>Saris and Scarves (III. P)—</i>	Yards	Yards	Yards	Yards	Yards					
United Kingdom (including Channel Islands)	1,454,204	194,333	190,905	412,412	541,553	3,70,412	49,208	39,514	81,409	1,09,975
Germany	7,980	11,940	2,634	5,029
Switzerland	30,946	21,306
Japan	222,052	6,197	29,412	2,080
Other Foreign Countries	14,933	4,200	12,761	..	4,767	5,130	1,890	2,848	..	1,032
TOTAL FOREIGN COUNTRIES	59,264	4,200	12,761	222,052	22,904	29,070	1,890	2,848	29,412	9,041
<i>Share of Bengal</i>	<i>1,376,330</i>	<i>142,561</i>	<i>181,906</i>	<i>564,734</i>	<i>556,460</i>	<i>3,56,790</i>	<i>37,205</i>	<i>36,421</i>	<i>87,233</i>	<i>1,16,073</i>
„ <i>Bombay</i>	<i>20,568</i>	<i>4,200</i>	<i>21,761</i>	<i>34</i>	<i>7,997</i>	<i>7,779</i>	<i>1,890</i>	<i>5,941</i>	<i>9</i>	<i>2,043</i>
„ <i>Madras</i>	<i>86,782</i>	<i>27,951</i>	<i>..</i>	<i>69,696</i>	<i>..</i>	<i>25,002</i>	<i>6,568</i>	<i>..</i>	<i>23,679</i>	<i>..</i>
„ <i>Burma</i>	<i>29,783</i>	<i>23,321</i>	<i>..</i>	<i>..</i>	<i>..</i>	<i>9,911</i>	<i>5,435</i>	<i>..</i>	<i>..</i>	<i>..</i>
TOTAL	1,513,468	198,533	203,666	634,464	564,457	3,99,482	51,098	42,362	1,10,821	1,19,016
<i>Shirtings (III. P)—</i>	Yards	Yards	Yards	Yards	Yards					
United Kingdom (including Channel Islands)	4,491,427	1,272,046	4,060,530	2,718,968	4,049,402	16,53,267	4,91,820	13,72,548	7,29,164	10,86,132
Strait Settlements	101,705	4,219	..	28	2	17,004	1,582	..	6	1
Other British Possessions	33,326	1,166	6,128	2,240	180	5,456	350	723	177	40
TOTAL BRITISH EMPIRE	4,626,459	1,277,430	4,066,658	2,721,236	4,949,624	16,75,727	4,93,752	13,73,266	7,29,886	10,86,173

GENERAL IMPORTS

(432)

No. 10—continued

ARTICLES, AND COUNTRIES OF CONSIGNMENT; ALSO SHARE OF EACH PROVINCE	QUANTITY					VALUE				
	1930-31	1931-32	1932-33	1933-34	1934-35	1930-31	1931-32	1932-33	1933-34	1934-35
						R	R	R	R	R
Textiles—continued										
Colton—continued										
Manufactures—continued										
Piecegoods—continued										
Coloured, Printed, or Dyed—con- tinued.										
Woven coloured goods—continued										
Shirtings (III-P)—continued	Yards	Yards	Yards	Yards	Yards					
Netherlands	108,747	151,809	2,146	34,425	42,942	1,192
France	28,080	33	15,086	49
Italy (including Fiume)	540,112	452,343	172,836	..	4	1,75,711	1,04,091	40,239	..	10
Czechoslovakia	28,471	8,892
Japan	3,908,877	3,374,300	4,005,002	1,510,098	2,208,893	6,05,282	7,41,296	7,33,362	2,74,971	3,80,392
Other Foreign Countries	2,227	..	1,853	6,408	270	2,088	..	1,232	3,233	49
TOTAL FOREIGN COUNTRIES	4,676,494	3,978,485	4,181,437	1,522,506	2,209,167	9,01,484	8,88,378	7,76,016	2,78,204	3,80,451
Share of Bengal	2,462,305	947,210	578,287	230,926	971,101	4,91,704	1,67,497	1,00,867	60,307	1,73,682
„ Bombay	335,782	262,531	685,520	141,309	53,986	2,93,600	58,620	1,15,930	51,160	28,176
„ Sind	2,319,636	272,962	1,333,033	2,260,639	4,647,541	10,56,704	90,111	5,42,189	5,63,415	9,48,013
„ Madras	14,518	7,130	..	90	..	4,387	1,840	..	62	..
„ Burma	3,170,212	3,746,032	5,151,255	1,610,728	1,546,163	9,30,816	10,64,062	13,90,305	3,32,596	3,22,753
TOTAL	9,302,953	6,255,915	8,248,095	4,243,742	7,218,791	27,77,211	13,82,130	21,49,281	10,07,540	14,72,624
Twills (III. P)—	Yards	Yards	Yards	Yards	Yards					
United Kingdom (including Channel Islands)	180,474	44,409	17,505	35,089	122,448	62,023	9,425	7,741	10,842	30,280
Aden and Dependencies	60,000	6,286	..
Kenya Colony	62,400	9,317
TOTAL BRITISH EMPIRE	242,874	44,409	17,505	95,089	122,448	72,240	9,425	7,741	17,128	30,280
Japan	2,090,182	999,130	2,577,846	727,100	262,591	3,75,149	1,55,745	3,36,040	90,411	37,291
Other Foreign Countries	2,214	..	6,165	718	293	870	..	1,788	270	393
TOTAL FOREIGN COUNTRIES	2,092,396	999,130	2,584,011	727,818	262,884	3,76,025	1,55,745	3,37,828	90,690	37,654
Share of Bengal	1,053,003	436,049	558,061	154,907	313,124	2,47,899	79,464	84,336	31,127	65,298
„ Bombay	1,155,946	395,670	1,961,466	438,800	54,628	1,80,533	56,777	2,51,429	48,336	7,212
„ Sind	120	12,000	..	155	1,263
„ Burma	126,321	211,800	72,000	229,200	580	19,833	28,774	9,806	23,355	261
TOTAL	2,335,270	1,043,539	2,601,516	822,907	385,332	4,48,265	1,66,170	8,45,569	1,07,818	73,934
Velvet and Velvetens (III. P)—	Yards	Yards	Yards	Yards	Yards					
United Kingdom (including Channel Islands)	264,495	190,343	267,715	282,807	541,806	1,88,998	1,40,468	1,96,672	2,02,762	4,26,093
Other British Possessions	1,231	13	82	..	293	1,483	41	107	..	295
TOTAL BRITISH EMPIRE	265,726	190,356	267,797	282,807	541,809	1,90,481	1,40,509	1,96,679	2,02,762	4,27,168
Germany	153,830	237,642	423,349	14,846	80,952	1,41,862	2,21,206	3,86,500	10,790	83,874
Netherlands	55,086	916	..	377	..	15,538	989	..	712
Italy (including Fiume)	15,089	7,020	2,501	743	14,778	7,088	5,408	2,831	621	6,484
Czechoslovakia	2,387	6,443	3,956	985	3,630	4,076	12,294	8,407	2,007	7,510
Japan	172,702	664,210	2,520,410	2,200,942	7,001,686	80,390	2,89,977	7,78,140	6,84,440	23,16,746
Other Foreign Countries	586	1,777	4,951	607	7,101	1,122	2,031	5,245	1,313	6,554
TOTAL FOREIGN COUNTRIES	344,694	972,778	2,961,083	2,218,123	7,174,584	2,35,418	5,46,446	11,83,062	6,55,261	24,21,889

No. 10—continued

ARTICLES, AND COUNTRIES OF CONSIGNMENT; ALSO SHARE OF EACH PROVINCE	QUANTITY					VALUE				
	1930-31	1931-32	1932-33	1933-34	1934-35	1930-31	1931-32	1932-33	1933-34	1934-35
Textiles—continued										
Cotton—continued										
Manufactures—continued										
Piecegoods—continued										
Coloured Printed or Dyed—continued										
Woven coloured goods—continued										
Velvet and Velveteens (III-P) —continued	Yards	Yards	Yards	Yards	Yards					
Share of Bengal	106,690	150,678	102,921	216,619	706,843	79,343	70,260	54,112	90,700	2,81,019
„ Bombay	309,534	463,343	1,247,986	1,355,679	3,690,077	1,90,146	2,79,668	5,66,611	4,82,666	13,80,263
„ Sind	177,920	540,760	1,829,373	908,584	1,955,934	1,41,835	3,31,090	7,32,007	2,71,437	6,45,367
„ Madras	8,493	3,345	48,148	17,748	14,685	8,534	3,442	26,075	11,124	7,885
„ Burma	7,683	6,010	452	2,407	1,348,974	6,241	2,505	368	2,087	6,34,523
TOTAL	610,320	1,163,184	3,228,860	2,500,930	7,716,453	4,25,899	6,85,955	13,78,771	8,58,023	28,49,057
Unspecified descriptions (III-P)— United Kingdom (including Channel Islands)	Yards	Yards	Yards	Yards	Yards					
	2,610,052	165,884	254,086	733,287	1,444,381	12,67,446	55,905	1,07,136	2,88,068	4,47,266
Other British Possessions	3,825	..	30	1,522	..	15
TOTAL BRITISH EMPIRE	2,613,877	165,884	254,116	733,287	1,444,381	12,68,968	55,905	1,07,151	2,88,068	4,47,266
Germany	57,379	23,001	17,508	1,121	25,060	28,691	14,268	13,017	1,403	5,680
Netherlands	26,279	2,270	1,173	314	1,415	17,717	1,368	814	260	1,005
Belgium	72,428	89,439	69,461	24,052	38,052	57,290	61,094	40,018	15,343	20,729
France	4,988	..	55	5,410	..	387
Switzerland	79,400	19,697	2,558	..	8,304	41,787	10,439	1,071	..	7,054
Italy (including Fiume)	235,015	8,102	22,524	24,251	17,007	1,04,900	3,272	9,944	13,252	9,226
Austria	23,280	3,976	7,756	8,459	2,175	5,416
Japan	537,461	96,700	682,106	676,068	328,541	1,29,430	24,925	1,02,354	85,500	68,326
United States of America— Via Atlantic Coast	35,075	79	9,947	14,095	65,699	21,360	84	8,668	2,469	12,896
Other Foreign Countries	12	2,293	6	1,103
TOTAL FOREIGN COUNTRIES	1,072,212	246,164	805,417	683,901	494,133	4,15,050	1,17,625	1,80,268	1,18,233	1,32,385
Share of Bengal	3,370,381	297,363	422,088	399,433	1,643,009	15,35,673	1,04,478	1,24,991	2,93,731	4,78,020
„ Bombay	200,425	94,147	161,567	175,624	74,928	1,02,946	64,330	63,337	62,824	57,270
„ Madras	5,927	3,538	4,636	1,470
„ Burma	109,356	7,000	479,378	397,231	2,21,077	40,763	3,154	79,991	49,746	44,361
TOTAL	3,686,089	402,048	1,059,533	1,372,188	1,939,014	16,84,018	1,73,480	2,87,419	4,06,301	5,79,651
Total Woven Coloured Goods—										
United Kingdom (including Channel Islands)	Yards	Yards	Yards	Yards	Yards					
	17,954,894	4,196,825	11,252,343	9,980,158	13,766,164	74,75,208	16,71,145	41,90,043	33,53,005	48,42,947
Aden and Dependencies	8,100	..	15	60,000	..	1,287	..	10	6,286	..
Straits Settlements	116,568	4,884	379	275,060	80,243	25,132	1,638	165	45,479	17,629
Hongkong	36,626	2,997	1,640	..	2,640	7,580	928	308	..	660
Kenya Colony	62,415	..	2,400	9,832	..	343
Other British Possessions	50	442	3,723	3,620	130	10	259	380	423	91
TOTAL BRITISH EMPIRE	18,178,643	4,204,648	11,260,505	10,318,838	13,849,177	75,18,609	16,78,970	41,91,244	34,05,193	48,61,227
Poland (including Danzig)	12,319	1,965	24,035	5,178	1,055	22,644
Germany	249,168	298,085	455,500	25,686	139,180	1,92,979	2,48,058	4,06,538	23,449	1,01,588
Netherlands	8,770,975	617,831	763,821	25,064	4,127	17,89,097	2,31,513	2,50,847	11,329	3,528
Belgium	373,585	176,460	131,525	80,457	68,305	2,75,350	1,14,187	1,19,051	20,353	42,399
France	42,897	2,599	24,431	1,667	24,392	30,442	2,391	16,489	2,520	11,209
Switzerland	185,664	58,608	67,044	3,138	51,574	1,24,266	33,768	33,733	2,665	25,594
Italy (including Fiume)	2,229,478	2,487,389	1,351,690	85,718	366,647	10,07,971	7,35,978	4,98,809	42,104	1,79,991

GENERAL IMPORTS

(434)

No. 10—continued

ARTICLES, AND COUNTRIES OF CONSIGNMENT; ALSO SHARE OF EACH PROVINCE	QUANTITY					VALUE				
	1930-31	1931-32	1932-33	1933-34	1934-35	1930-31	1931-32	1932-33	1933-34	1934-35
						R	R	R	R	R
Textiles—continued										
Cotton—continued										
Manufactures—continued										
Piecegoods—continued										
Coloured, Printed or Dyed—continued										
Woven coloured goods—continued										
Total Woven Coloured Goods—continued	Yards	Yards	Yards	Yards	Yards					
Austria	23,280	30,310	5,665	2,768	30,770	8,459	14,789	3,689	1,363	14,203
Czechoslovakia	38,525	10,073	3,956	985	5,893	19,291	14,745	8,407	2,097	5,603
Iraq	13,061	112	..	6,579	35
China (exclusive of Hongkong and Macão)	225	..	420	..	34,980	140	..	105	..	5,982
Japan	21,004,695	17,466,493	25,967,886	16,331,585	19,622,487	41,98,518	36,86,728	44,59,097	26,07,974	44,83,897
United States of America— Via Atlantic Coast	51,166	139	22,712	14,195	66,399	26,821	129	6,517	2,562	13,112
Other Foreign Countries	147	97	15	431	41	98	96	15	83	31
TOTAL FOREIGN COUNTRIES	27,932,223	21,158,065	28,859,600	15,671,644	20,404,912	76,78,611	50,89,056	58,25,821	28,06,504	48,90,172
Share of Bengal	17,293,224	4,426,743	6,804,217	5,716,522	10,604,849	50,49,610	10,30,195	13,02,824	12,98,902	25,32,678
„ Bombay	9,406,521	4,037,534	11,543,799	5,555,355	5,668,464	31,77,957	10,90,251	27,47,693	16,74,676	21,89,024
„ Sind	4,413,027	3,016,438	5,444,538	4,246,552	7,974,525	18,90,629	10,95,472	19,31,770	12,70,842	23,21,658
„ Madras	324,978	70,537	69,092	124,097	21,636	77,331	24,128	35,070	42,768	10,603
„ Burma	14,833,116	13,511,361	17,258,549	10,247,956	9,984,565	50,01,193	35,23,330	39,99,708	19,24,510	21,97,536
TOTAL	46,160,866	25,362,713	40,120,105	25,890,482	34,254,039	1,51,97,220	67,63,926	1,00,17,065	62,11,697	92,51,399
Total Coloured, Printed or Dyed—	Yards	Yards	Yards	Yards	Yards					
United Kingdom (including Channel Islands)	147,640,729	110,270,875	194,323,118	142,400,273	213,067,703	4,47,61,279	2,85,36,949	4,87,62,528	3,54,11,400	5,04,79,100
Aden and Dependencies	9,841	874	1,975	65,346	12,200	2,767	829	1,070	7,864	2,131
Ceylon (excluding Maldives)	306,816	296,979	166,109	108,623	152,265	1,20,111	98,895	60,094	26,689	38,923
Straits Settlements	711,782	424,339	238,014	894,102	399,463	3,09,782	1,51,703	81,702	1,46,994	84,557
Hongkong	432,145	34,210	146,387	21,134	98,543	1,23,851	10,729	45,259	5,323	10,018
Union of South Africa	6,188	5,312	4,284	2,272	3,302	5,019	5,158	4,218	2,272	2,986
Kenya Colony	83,859	11,779	6,253	4,678	1,279	24,288	8,009	3,832	4,678	1,279
Other British Possessions	5,461	3,154	20,855	2,967	863	4,211	3,195	3,176	2,138	593
TOTAL BRITISH EMPIRE	149,201,321	111,047,522	194,909,995	143,499,400	213,735,613	4,53,51,308	2,88,14,465	4,89,61,878	3,56,06,768	5,06,20,187
Poland (including Danzig)	13,001	1,965	53,069	2,020	..	5,483	1,055	41,876	2,199	..
Germany	583,172	521,306	587,118	46,562	185,221	3,59,033	3,92,780	4,92,953	32,605	1,15,450
Netherlands	8,544,830	3,074,350	2,544,398	184,544	213,636	35,08,744	10,10,750	7,71,045	53,104	62,889
Belgium	397,474	204,566	232,266	35,951	108,613	2,96,693	1,31,262	1,49,820	24,513	71,484
France	81,994	155,969	79,958	8,937	210,598	59,708	71,013	46,879	12,520	35,948
Switzerland	685,529	1,611,939	3,320,963	68,223	3,058,356	3,84,349	6,87,954	14,11,252	48,912	10,93,859
Italy (including Trieste)	8,749,773	9,924,457	7,197,129	407,266	1,815,639	28,14,577	25,98,408	18,81,447	1,39,788	5,92,265
Austria	218,026	122,085	609,154	7,170	594,504	71,965	56,502	2,55,914	3,587	2,31,842
Czechoslovakia	47,619	24,072	12,776	3,472	9,452	24,659	20,215	12,126	5,917	10,803
Iraq	11,171	30,162	26,089	42,666	3,809	4,266	11,812	3,942	4,052	1,485
Iran	15,650	14,833	390,285	51,475	23,931	3,114	5,573	43,187	12,300	6,158
China (exclusive of Hongkong and Macão)	48,129	86,258	82,627	136,977	735,353	12,482	11,765	14,379	22,166	1,24,444
Japan	74,329,591	94,668,416	214,225,744	124,046,383	139,758,070	1,48,70,653	1,62,66,704	2,91,87,331	1,65,29,061	2,11,60,168
Portuguese East Africa	1,562	819	519	23,124	130	1,476	819	519	7,491	107
United States of America— Via Atlantic Coast	2,830,293	1,741,752	518,138	90,693	620,986	9,17,148	4,41,461	1,85,226	24,426	1,21,089
„ Pacific „	79	10	55	..	242	25	13	22	..	40
Other Foreign Countries	11,845	12,734	5,107	8,499	25,926	8,549	5,778	2,274	3,867	7,741
TOTAL FOREIGN COUNTRIES	96,570,638	112,195,746	229,385,940	125,164,057	147,365,366	2,23,42,929	2,17,13,872	3,44,50,143	1,69,23,303	2,36,95,377

No. 10—continued

ARTICLES, AND COUNTRIES OF CONSIGNMENT; ALSO SHARE OF EACH PROVINCE	QUANTITY					VALUE				
	1930-31	1931-32	1932-33	1933-34	1934-35	1930-31	1931-32	1932-33	1933-34	1934-35
						₹	₹	₹	₹	₹
<i>Textiles—continued</i>										
<i>Cotton—continued</i>										
<i>Manufactures—continued</i>										
<i>Piecegoods—continued</i>										
<i>Coloured, Printed or Dyed—continued</i>										
<i>Total Coloured, Printed or Dyed—continued</i>										
	Yards	Yards	Yards	Yards	Yards					
<i>Share of Bengal . . .</i>	66,473,692	63,636,161	92,932,220	66,278,277	66,834,004	1,69,16,504	1,23,70,348	1,75,40,134	1,09,70,610	1,68,35,063
<i>" Bombay . . .</i>	66,903,270	53,327,082	148,325,674	110,160,613	131,200,473	1,90,25,422	1,21,62,182	2,83,03,535	2,08,56,440	2,73,14,649
<i>" Sind . . .</i>	46,491,735	67,357,396	85,983,640	41,497,462	73,089,416	1,21,67,233	1,27,06,038	1,76,40,948	84,44,398	1,49,42,790
<i>" Madras . . .</i>	11,236,314	6,030,014	16,484,939	16,729,293	17,740,436	34,11,177	14,91,900	37,11,045	37,06,972	37,78,501
<i>" Burma . . .</i>	66,667,448	62,893,116	80,569,662	44,017,322	63,236,656	1,66,83,901	1,17,98,779	1,62,16,308	85,57,646	1,14,44,561
TOTAL . . .	246,772,469	223,243,268	424,795,935	268,683,467	361,100,984	6,81,94,237	6,05,28,337	8,34,12,020	6,26,35,066	7,48,16,564
<i>Fents of all descriptions not more than 9 yards in length* (III. F)—</i>										
	Yards	Yards	Yards	Yards						
<i>United Kingdom (including Channel Islands) . . .</i>	1,993,324	5,849,427	9,182,604	10,413,373	—	4,27,440	11,42,085	16,41,691	15,20,833	—
<i>Aden and Dependencies . . .</i>	44,080	849	—	11,518	288	—
<i>Kenya Colony . . .</i>	18,568	13,651	12,171	19,867	—	6,024	4,857	4,012	6,305	—
<i>Other British Possessions . . .</i>	8,045	13,765	17,146	9,599	—	2,651	4,697	5,411	3,032	—
TOTAL BRITISH EMPIRE . . .	2,019,927	5,876,843	9,266,901	10,443,688	—	4,36,015	11,51,189	15,62,632	15,30,548	—
<i>Germany . . .</i>	53,159	90,476	84,404	27,524	—	10,149	13,647	6,281	6,204	—
<i>France . . .</i>	38	90,695	20,824	..	—	20	20,904	6,485	..	—
<i>Switzerland . . .</i>	44,078	47,124	200,286	68,916	—	10,044	10,687	67,101	27,410	—
<i>Italy (including Fiume) . . .</i>	48,141	54,626	5,847	..	—	13,307	11,697	1,397	..	—
<i>Japan . . .</i>	6,088	6,047	1,197,115	8,121,733	—	897	961	1,22,189	11,78,518	—
<i>United States of America—</i>										
<i>Via Atlantic Coast . . .</i>	4,057,739	15,585,160	17,971,950	15,805,662	—	7,67,591	21,26,099	27,01,356	16,83,439	—
<i>" Pacific " . . .</i>	..	82	—	..	50	—
<i>Other Foreign Countries . . .</i>	21,339	11,265	41,684	4,053	—	4,209	2,247	5,289	1,347	—
TOTAL FOREIGN COUNTRIES . . .	4,229,552	15,885,525	19,411,610	23,747,888	—	8,06,867	21,86,292	29,10,098	27,96,918	—
<i>Share of Bengal . . .</i>	610,901	1,060,336	1,660,433	2,324,027	—	99,711	1,62,230	1,71,606	2,47,884	—
<i>" Bombay . . .</i>	6,030,861	13,439,094	23,586,661	24,094,216	—	10,06,635	23,40,233	37,87,400	31,22,726	—
<i>" Sind . . .</i>	681,244	7,217,849	3,380,043	6,919,703	—	1,05,693	8,26,233	6,02,702	3,95,968	—
<i>" Madras . . .</i>	88,412	17,194	18,497	67,152	—	13,683	4,481	3,696	11,932	—
<i>" Burma . . .</i>	38,071	27,396	21,977	286,478	—	11,760	4,154	7,426	48,959	—
TOTAL . . .	6,349,479	21,762,368	28,667,511	34,191,576	—	18,42,382	33,97,431	44,72,730	43,27,461	—
<i>Fents, others (III. F)*—</i>										
	Yards	Yards	Yards	Yards						
<i>United Kingdom (including Channel Islands) . . .</i>	564,097	662,202	1,530,675	667,542	—	1,23,920	1,50,062	3,87,361	1,38,282	—
<i>Straits Settlements . . .</i>	6,576	..	—	1,839	..	—
TOTAL BRITISH EMPIRE . . .	564,097	662,202	1,537,251	667,542	—	1,23,920	1,50,062	3,89,200	1,38,282	—
<i>Japan . . .</i>	16,860	71,400	68,484	69,767	—	2,362	8,901	6,734	6,820	—
<i>United States of America—</i>										
<i>Via Atlantic Coast . . .</i>	734,940	780,972	1,432,690	47,228	—	2,08,021	1,65,818	3,17,706	6,266	—
<i>Other Foreign Countries . . .</i>	20,080	21,628	12,354	1,586	—	6,660	4,890	5,210	656	—
TOTAL FOREIGN COUNTRIES . . .	771,880	874,000	1,514,028	118,581	—	2,17,033	1,79,609	3,29,656	13,742	—
<i>Share of Bengal . . .</i>	422,976	345,263	134,465	60,316	—	77,964	66,409	24,684	6,386	—
<i>" Bombay . . .</i>	611,509	774,555	2,584,299	341,899	—	1,67,706	1,98,328	6,03,693	68,377	—
<i>" Sind . . .</i>	280,258	406,384	342,967	383,909	—	91,629	73,939	89,139	78,261	—
<i>" Madras . . .</i>	10,453	..	9,576	..	—	2,271	..	1,440	..	—
<i>" Burma . . .</i>	1,681	—	1,383	—
TOTAL . . .	1,326,877	1,526,202	3,051,279	786,123	—	3,40,958	3,38,671	7,18,856	1,52,024	—

* Not included under "cotton piece goods" from 1934-35.

GENERAL IMPORTS

No. 10—continued

ARTICLES, AND COUNTRIES OF CONSIGNMENT; ALSO SHARE OF EACH PROVINCE	QUANTITY					VALUE				
	1930-31	1931-32	1932-33	1933-34	1934-35	1930-31	1931-32	1932-33	1933-34	1934-35
Textiles—continued										
Cotton—continued										
Manufactures—continued										
Piecegoods—continued										
Total of Fents (III. F) (a)—	Yards	Yards	Yards	Yards						
United Kingdom (including Channel Islands)	2,543,321	6,501,629	10,713,179	11,080,915	—	5,51,360	13,01,147	19,20,052	16,59,115	—
Aden and Dependencies	44,080	849	—	11,518	283	—
Kenya Colony	18,558	13,651	12,171	10,867	—	6,024	4,857	4,012	6,395	—
Other British Possessions	8,045	13,765	23,722	9,599	—	2,551	4,697	7,250	3,032	—
TOTAL BRITISH EMPIRE	2,574,924	6,529,045	10,793,152	11,111,230	—	5,59,935	13,10,201	19,51,892	16,68,825	—
Germany	54,630	100,234	34,674	27,917	—	10,890	15,790	6,723	6,306	—
France	38	90,992	21,862	..	—	20	20,964	6,836	..	—
Switzerland	46,043	48,994	209,336	90,109	—	11,431	11,191	70,525	27,964	—
Italy (including Fiume)	64,260	57,167	7,487	..	—	17,687	12,355	2,864	..	—
Japan	21,948	77,447	1,205,599	8,191,500	..	3,249	9,862	1,28,923	11,85,338	—
United States of America—										
Vid Atlantic Coast	4,792,049	16,366,132	19,404,640	15,652,890	—	9,75,612	22,91,917	30,19,062	16,89,705	—
" Pacific "	..	32	—	..	50	—
Other Foreign Countries	21,864	18,527	42,040	4,053	—	4,511	3,772	5,321	1,347	—
TOTAL FOREIGN COUNTRIES	5,001,432	16,759,525	20,925,638	23,866,469	—	10,23,400	23,65,901	32,39,754	28,10,660	—
<i>Share of Bengal</i>	<i>933,875</i>	<i>1,406,098</i>	<i>1,794,888</i>	<i>2,384,342</i>	—	<i>1,77,675</i>	<i>2,28,639</i>	<i>1,96,290</i>	<i>2,53,270</i>	—
" Bombay	<i>5,842,360</i>	<i>14,213,649</i>	<i>26,167,853</i>	<i>24,436,115</i>	—	<i>11,74,341</i>	<i>25,38,606</i>	<i>43,30,993</i>	<i>31,91,102</i>	—
" Sind	<i>361,502</i>	<i>7,624,233</i>	<i>3,723,000</i>	<i>7,303,612</i>	—	<i>1,97,222</i>	<i>9,00,222</i>	<i>5,91,841</i>	<i>9,74,229</i>	—
" Madras	<i>98,865</i>	<i>17,194</i>	<i>29,072</i>	<i>67,152</i>	—	<i>20,954</i>	<i>4,481</i>	<i>5,036</i>	<i>11,932</i>	—
" Burma	<i>39,754</i>	<i>27,396</i>	<i>21,977</i>	<i>286,478</i>	—	<i>13,143</i>	<i>4,154</i>	<i>7,425</i>	<i>48,962</i>	—
TOTAL	7,576,356	23,288,570	31,718,790	34,977,699	—	16,83,385	36,76,102	51,91,586	44,70,485	—
Total Piecegoods—	Yards	Yards	Yards	Yards	Yards					
United Kingdom (including Channel Islands)	523,445,664	383,497,817	597,118,898	425,832,552	552,393,960	12,57,34,658	7,95,93,082	12,09,65,885	8,74,64,514	11,14,40,009
Aden and Dependencies	15,760	7,768	46,135	66,195	54,280	4,048	2,067	12,608	7,647	7,212
Ceylon (excluding Maldives)	495,759	539,134	329,885	240,659	264,892	1,84,102	1,59,706	1,04,557	57,002	62,599
Straits Settlements	880,179	549,717	389,509	1,026,300	603,057	3,85,854	1,93,524	1,23,613	1,75,233	1,09,965
Hongkong	523,138	85,333	175,877	23,298	90,435	1,49,487	24,781	52,907	5,958	10,908
Union of South Africa	11,110	12,692	10,259	9,787	3,487	6,609	7,832	6,254	4,619	3,077
Kenya Colony	107,417	51,830	20,480	24,565	1,279	30,312	16,854	6,667	11,081	1,279
Other British Possessions	7,843	8,673	36,656	6,667	1,973	5,164	4,436	6,255	3,123	1,585
TOTAL BRITISH EMPIRE	525,486,870	384,751,964	598,127,699	427,230,023	553,322,363	12,64,80,234	8,00,02,282	12,12,80,836	8,77,29,177	11,16,30,639
Poland (including Danzig)	13,001	1,965	53,069	2,020	..	5,483	1,055	41,876	2,199	..
Germany	772,946	711,135	709,973	122,981	304,518	4,50,386	4,63,310	5,50,241	49,762	1,83,431
Netherlands	12,817,405	6,628,931	4,775,318	1,638,136	2,222,882	49,84,173	20,63,899	14,24,621	4,62,394	6,18,777
Belgium	454,985	243,938	300,173	35,951	115,424	3,27,507	1,50,481	1,79,359	24,513	75,662
France	159,219	700,181	381,652	40,569	313,730	96,359	2,10,620	1,74,615	26,737	1,28,883
Switzerland	6,176,418	7,585,382	10,026,735	791,167	7,641,609	22,94,340	24,08,462	39,73,504	3,20,068	27,78,815
Italy (including Fiume)	9,014,935	11,181,105	7,782,786	478,064	2,305,953	31,47,332	20,06,972	21,07,552	1,66,442	8,01,430
Austria	1,422,267	704,350	1,762,715	165,101	1,433,764	4,31,729	2,44,248	3,76,686	99,855	6,80,008
Czechoslovakia	48,021	24,072	12,776	3,472	9,452	25,310	20,215	12,120	5,917	10,808
Iraq	12,422	84,578	23,223	44,063	39,406	4,840	12,790	4,467	5,092	4,055
Iran	15,700	17,376	439,838	70,318	23,961	3,134	5,967	48,662	15,618	6,178
China (exclusive of Hongkong and Macao)	2,470,601	3,999,951	746,947	160,177	1,189,900	4,70,442	6,35,814	1,07,897	25,336	1,39,008

(a) Discontinued from 1934-35.

No. 10—continued

ARTICLES, AND COUNTRIES OF CONSIGNMENT; ALSO SHARE OF EACH PROVINCE	QUANTITY					VALUE				
	1930-31	1931-32	1932-33	1933-34	1934-35	1930-31	1931-32	1932-33	1933-34	1934-35
<i>Textiles—continued</i>										
<i>Cotton—continued</i>										
<i>Manufactures—continued</i>										
<i>Piecegoods—concluded</i>										
<i>Total Piecegoods—continued</i>	Yards	Yards	Yards	Yards	Yards					
Japan	820,775,991	839,781,843	579,734,861	849,041,248	379,774,000	5,92,99,836	5,45,20,421	7,85,38,593	4,43,12,791	5,19,58,472
Portuguese East Africa	1,967	1,449	1,128	23,475	130	1,611	1,029	722	7,608	107
United States of America—										
<i>Via Atlantic Coast</i>	9,471,908	19,227,437	20,344,722	15,904,408	987,163	24,42,157	30,49,527	32,59,854	16,08,749	2,12,487
" Pacific "	79	42	80	..	242	25	68	28	..	40
Other Foreign Countries	16,071	19,200	50,027	11,919	29,258	9,919	8,342	9,523	5,055	8,545
TOTAL FOREIGN COUNTRIES	864,543,036	890,861,930	627,150,963	868,583,159	890,891,392	7,40,24,592	6,67,03,210	9,13,10,326	4,71,88,136	5,76,52,151
<i>Share of Bengal</i>	344,557,766	225,982,269	353,216,698	207,985,624	292,903,682	6,36,27,793	3,99,06,071	5,47,41,555	3,22,30,834	4,71,54,473
" <i>Bombay</i>	180,740,346	171,022,643	334,965,665	265,305,374	262,076,873	4,36,62,134	3,34,58,738	5,92,53,208	4,43,70,056	4,94,43,134
" <i>Sind</i>	183,598,750	218,102,893	303,336,067	171,161,055	237,230,302	4,06,06,792	4,02,50,917	5,27,40,148	2,89,50,233	4,14,11,020
" <i>Madras</i>	76,499,570	61,697,669	93,368,253	70,653,477	71,163,802	1,86,87,923	1,27,41,531	1,78,39,211	1,35,85,259	1,34,69,217
" <i>Burma</i>	104,633,474	98,828,250	140,341,989	80,167,652	80,339,096	2,30,31,184	2,10,43,235	2,80,17,042	1,58,60,931	1,78,10,946
TOTAL	890,029,006	775,613,894	1,225,278,662	795,763,182	943,713,765	20,05,04,826	14,67,05,492	21,25,91,192	13,40,17,313	16,92,68,840
<i>Goods of Cotton mixed with other materials (III. P) (a)—</i>					Lbs.					
United Kingdom (including Channel Islands)	—	—	—	—	27,068	—	—	—	—	18,782
Germany	—	—	—	—	17,524	—	—	—	—	18,015
Japan	—	—	—	—	136,654	—	—	—	—	34,148
Other Foreign Countries	—	—	—	—	5,401	—	—	—	—	4,278
TOTAL FOREIGN COUNTRIES	—	—	—	—	159,579	—	—	—	—	56,441
<i>Share of Bengal</i>	—	—	—	—	109,685	—	—	—	—	44,240
" <i>Bombay</i>	—	—	—	—	4,824	—	—	—	—	4,605
" <i>Sind</i>	—	—	—	—	20,694	—	—	—	—	10,153
" <i>Madras</i>	—	—	—	—	3,594	—	—	—	—	8,187
" <i>Burma</i>	—	—	—	—	43,450	—	—	—	—	8,038
TOTAL	—	—	—	—	187,247	—	—	—	—	75,223
<i>Rope (III. P)—</i>	Lbs.	Lbs.	Lbs.	Lbs.	Lbs.					
United Kingdom (including Channel Islands)	734,885	765,381	727,272	552,290	658,622	7,76,979	6,84,188	5,89,845	4,50,127	5,59,200
Other British Possessions	236	89	1,811	46	134	147	62	1,041	28	34
TOTAL BRITISH EMPIRE	735,121	765,470	729,083	552,336	658,756	7,77,126	6,84,250	5,90,886	4,50,155	5,59,234
Germany	463	8,521	2,563	12	..	598	10,015	2,850	6	..
Japan	8,501	7,490	6,227	43,564	53,106	7,651	5,094	4,058	32,941	41,949
United States of America—										
<i>Via Atlantic Coast</i>	20,402	20,046	16,300	14,972	19,499	23,209	28,987	19,025	13,858	20,898
Other Foreign Countries	711	1,280	108	95	1	887	785	93	245	1
TOTAL FOREIGN COUNTRIES	30,077	49,337	25,008	58,643	72,606	37,343	44,891	25,026	46,550	62,348
<i>Share of Bengal</i>	42,406	25,835	61,231	53,463	51,359	46,034	22,865	54,716	45,880	46,196
" <i>Bombay</i>	677,173	739,195	625,300	480,862	593,791	7,19,661	6,67,588	5,05,410	3,23,038	5,08,012
" <i>Sind</i>	10,729	6,511	12,935	9,111	37,945	10,250	5,467	11,377	6,698	23,309
" <i>Madras</i>	34,510	36,694	51,146	66,603	45,879	39,238	32,517	42,410	50,204	36,791
" <i>Burma</i>	380	522	3,069	94	2,397	286	694	2,500	986	2,269
TOTAL	766,198	808,807	753,681	610,979	731,362	8,14,469	7,29,131	6,16,912	4,96,705	6,21,577

(a) Separately recorded from 1934-35.

GENERAL IMPORTS

(438)

No. 10—continued

ARTICLES, AND COUNTRIES OF CONSIGNMENT; ALSO SHARE OF EACH PROVINCE	QUANTITY					VALUE				
	1930-31	1931-32	1932-33	1933-34	1934-35	1930-31	1931-32	1932-33	1933-34	1934-35
Textiles—continued						R	R	R	R	R
Cotton—continued										
Manufactures—continued										
Thread—										
Sewing or Darning (III. P)—	Lbs.	Lbs.	Lbs.	Lbs.	Lbs.					
United Kingdom (including Channel Islands)	1,649,128	1,626,791	1,798,707	1,628,630	1,841,154	52,54,588	47,25,094	48,86,641	44,53,521	48,65,865
Straits Settlements	26,688	292	500	635	739	8,778	1,368	1,701	1,595	2,456
Other British Possessions	1,038	479	84	52	102	2,742	455	151	48	249
TOTAL BRITISH EMPIRE	1,676,854	1,627,562	1,799,291	1,629,317	1,841,995	52,66,168	47,26,917	48,88,493	44,55,164	48,68,570
Germany	1,151	1,316	1,465	3,547	1,025	2,110	5,347	3,625	2,796	2,878
Netherlands	108,042	84,656	164,878	132,088	218,439	3,16,450	2,33,431	4,58,167	3,53,804	6,01,650
Belgium	38,860	19,002	18,737	22,611	26,292	90,691	40,992	41,112	50,103	59,361
France	6,110	14,708	8,234	8,649	7,218	17,625	63,794	25,946	28,363	24,804
Italy (including Fiume)	58,506	3,270	..	220	..	1,42,590	3,302	..	351
Austria	104,729	61,199	70,961	58,353	98,339	2,53,241	1,51,888	1,80,268	1,35,070	2,23,127
Japan	3,041	2,862	3,240	15,107	68,605	5,243	3,173	5,632	21,438	1,01,971
Other Foreign Countries	1,292	930	1,857	376	1,502	2,238	1,263	3,836	1,480	3,340
TOTAL FOREIGN COUNTRIES	264,125	243,178	278,642	240,131	422,590	6,87,609	6,42,478	7,21,988	5,99,034	10,23,277
Share of Bengal	572,563	508,657	498,399	455,911	493,103	16,72,520	14,77,072	13,62,237	12,30,093	13,01,854
" Bombay	680,553	695,667	816,023	744,413	1,018,763	21,95,777	20,71,698	22,56,598	20,31,353	26,36,597
" Sind	139,865	175,310	187,142	155,614	192,781	2,56,408	2,56,858	2,42,170	2,13,245	2,68,742
" Madras	167,816	216,204	252,567	191,410	163,463	4,33,352	5,22,707	6,06,716	5,17,564	4,69,656
" Burma	329,337	274,396	313,696	322,100	396,475	13,00,659	10,41,064	11,42,760	10,51,943	12,14,988
TOTAL	1,941,039	1,870,740	2,072,933	1,869,448	2,264,585	59,53,714	53,69,305	56,10,481	50,54,198	58,91,847
Others (III. P) (a)—					Lbs.					
United Kingdom (including Channel Islands)	—	—	—	—	108,152	—	—	—	—	6,55,402
Other British Possessions	—	—	—	—	263	—	—	—	—	509
TOTAL BRITISH EMPIRE	—	—	—	—	108,415	—	—	—	—	6,55,911
Germany	—	—	—	—	2,330	—	—	—	—	9,704
Belgium	—	—	—	—	1,517	—	—	—	—	5,004
France	—	—	—	—	51,562	—	—	—	—	3,12,723
Japan	—	—	—	—	311,062	—	—	—	—	1,91,261
Other Foreign Countries	—	—	—	—	2,190	—	—	—	—	5,536
TOTAL FOREIGN COUNTRIES	—	—	—	—	368,061	—	—	—	—	5,24,227
Share of Bengal	—	—	—	—	293,282	—	—	—	—	2,69,430
" Bombay	—	—	—	—	100,658	—	—	—	—	3,47,073
" Sind	—	—	—	—	46,286	—	—	—	—	2,16,355
" Madras	—	—	—	—	284	—	—	—	—	1,496
" Burma	—	—	—	—	126,568	—	—	—	—	3,45,725
TOTAL	—	—	—	—	667,076	—	—	—	—	11,80,138
Towels in the piece (III. P)—	Yards	Yards	Yards	Yards	Yards					
TOTAL BRITISH EMPIRE	6,190	1,132	7,060	7,367	3,507	1,805	440	3,933	6,100	1,501
TOTAL FOREIGN COUNTRIES	387	950	194	1,039

(a) Separately recorded from 1934-35.

No. 10—continued

ARTICLES, AND COUNTRIES OF CONSIGNMENT: ALSO SHARE OF EACH PROVINCE	QUANTITY					VALUE				
	1930-31	1931-32	1932-33	1933-34	1934-35	1930-31	1931-32	1932-33	1933-34	1934-35
Textiles—continued										
Cotton—continued										
Manufactures—continued	Yards	Yards	Yards	Yards	Yards	R	R	R	R	R
Towels in the piece (III F)— continued										
Share of Bengal	414	657	27	239	366	200
„ Bombay	767	1,078	6,169	5,976	2,328	758	411	3,499	5,340	1,613
„ Sind	12	6	..
„ Madras	5,820	60	270	660	1,210	1,041	29	81	229	487
„ Burma	207	63	898	114	160	240
TOTAL	6,577	1,188	7,060	7,307	4,457	1,790	440	3,983	6,100	2,540
Other sorts of manufactures (III F)—	Lbs.	Lbs.	Lbs.	Lbs.	Lbs.					
United Kingdom (including Channel Islands)	446,204	379,556	525,876	423,545	435,110	8,73,486	6,75,949	9,04,429	7,91,043	4,85,925
Straits Settlements	11,781	6,048	12,817	17,137	2,516	9,995	7,581	7,642	6,019	1,857
Other British Possessions	6,203	3,860	846	3,244	598	6,081	5,547	1,114	3,092	669
TOTAL BRITISH EMPIRE	464,188	388,964	539,539	443,926	438,224	8,89,562	6,89,077	10,03,185	8,00,754	4,38,461
Germany	59,307	41,264	33,794	22,519	15,164	1,34,656	51,669	1,08,691	62,884	40,025
Netherlands	12,784	5,415	4,439	875	2,004	20,103	8,079	11,889	1,241	2,944
Belgium	27,481	16,139	22,898	23,728	22,009	49,659	21,418	32,115	32,385	30,340
France	87,227	71,747	109,324	77,949	12,804	2,32,429	2,21,772	4,25,735	3,31,689	22,597
Italy (including Fiume)	96,940	139,740	74,199	32,346	30,215	97,153	93,929	70,872	34,144	54,727
Czechoslovakia	18,573	6,009	3,804	1,904	300	26,456	8,679	5,224	2,186	236
China (exclusive of Hongkong and Macao)	4,883	4,919	9,683	11,517	7,394	10,240	8,502	10,570	13,546	7,515
Japan	788,829	747,480	1,207,835	610,713	187,450	5,94,858	4,81,039	6,04,457	3,61,325	1,48,234
United States of America— Vid Atlantic Coast	5,090	8,607	10,767	22,541	11,229	6,246	9,173	16,824	20,396	6,928
„ Pacific „	65	130
Other Foreign Countries	5,190	2,171	1,046	1,833	652	7,928	2,305	1,808	1,656	1,045
TOTAL FOREIGN COUNTRIES	1,108,304	1,034,556	1,482,769	795,955	289,211	11,79,717	9,11,755	12,85,385	8,61,452	3,14,581
Share of Bengal	937,536	933,098	1,286,473	636,110	206,961	8,71,152	6,90,765	7,96,767	5,24,510	1,94,259
„ Bombay	164,466	178,848	300,334	206,134	280,431	3,71,317	3,07,131	4,88,463	3,53,964	2,85,655
„ Sind	39,760	62,604	55,800	71,376	28,722	1,01,864	1,43,376	1,63,057	1,32,496	24,161
„ Madras	86,331	67,937	64,112	43,764	36,406	1,31,142	1,00,542	1,01,668	88,246	62,327
„ Burma	302,399	180,983	315,589	227,463	174,915	6,93,804	3,58,949	7,38,525	5,07,991	1,86,537
TOTAL	1,570,492	1,425,520	2,022,308	1,239,881	727,435	20,80,379	16,00,838	22,88,570	16,62,206	7,53,032
Total value of Cotton goods (including Twist and Yarn)—										
United Kingdom (including Channel Islands)	—	—	—	—	—	14,64,37,593	9,87,74,855	14,21,95,058	10,42,78,320	12,09,41,178
Aden and Dependencies	—	—	—	—	—	4,597	2,087	12,628	7,647	7,887
Ceylon (excluding Maldives)	—	—	—	—	—	1,93,315	1,64,927	1,12,575	60,032	66,569
Straits Settlements	—	—	—	—	—	3,94,428	2,30,966	1,98,262	1,85,523	1,26,409
Hongkong	—	—	—	—	—	6,43,020	3,06,983	2,98,931	1,26,130	92,621
Union of South Africa	—	—	—	—	—	6,720	8,203	7,027	4,619	3,077
Kenya Colony	—	—	—	—	—	36,112	16,880	8,777	11,101	1,390
Other British Possessions	—	—	—	—	—	8,722	6,291	6,641	5,004	4,000
TOTAL BRITISH EMPIRE	—	—	—	—	—	14,77,24,607	9,95,11,262	14,23,39,899	10,46,78,436	13,02,41,716

ARTICLES, AND COUNTRIES OF CONSIGNMENT; ALSO SHARE OF EACH PROVINCE	QUANTITY					VALUE				
	1930-31	1931-32	1932-33	1933-34	1934-35	1930-31	1931-32	1932-33	1933-34	1934-35
						R	R	R	R	R
Textiles—continued										
Cotton—continued										
<i>Manufactures—condensed</i>										
<i>Total value of Cotton goods</i> <i>(including Twist and Yarn)</i> <i>—continued</i>										
Poland (including Danzig)	—	—	—	—	—	5,483	1,055	41,876	2,464	..
Germany	—	—	—	—	—	11,01,388	8,24,970	9,01,738	2,06,342	4,39,185
Netherlands	—	—	—	—	—	61,77,708	23,74,272	21,23,111	8,07,931	12,88,321
Belgium	—	—	—	—	—	6,09,896	3,56,896	3,29,258	1,15,578	1,77,313
France	—	—	—	—	—	5,33,066	6,18,742	7,12,417	3,90,426	4,95,088
Switzerland	—	—	—	—	—	24,25,371	24,74,440	40,54,928	3,34,667	27,55,505
Italy (including Fiume)	—	—	—	—	—	37,52,838	33,11,803	22,10,749	2,20,951	4,03,764
Austria	—	—	—	—	—	7,48,546	3,97,475	10,61,116	2,34,925	9,38,501
Czechoslovakia	—	—	—	—	—	66,537	30,828	17,797	9,318	20,630
Iraq	—	—	—	—	—	5,213	16,269	4,538	8,328	4,074
Iran	—	—	—	—	—	4,045	6,317	51,564	56,077	57,704
Siam	—	—	—	—	—	4,628	630	56,509	49,675	411
China (exclusive of Hong- kong and Macao)	—	—	—	—	—	1,01,46,153	98,66,389	85,81,772	65,22,160	94,10,121
Japan	—	—	—	—	—	7,65,85,962	6,79,00,661	10,18,92,255	6,19,32,551	7,05,16,463
Portuguese East Africa	—	—	—	—	—	1,611	1,059	725	7,623	107
United States of America—										
<i>Via Atlantic Coast</i>	—	—	—	—	—	26,57,595	32,38,917	33,99,938	17,59,604	3,25,408
<i>„ Pacific „</i>	—	—	—	—	—	33	193	34	..	98
Other Foreign Countries	—	—	—	—	—	9,215	9,718	9,270	8,051	10,576
TOTAL FOREIGN COUNTRIES	—	—	—	—	—	10,48,35,237	9,20,30,434	12,54,39,568	7,27,55,761	8,73,73,219
<i>Share of Bengal</i>	—	—	—	—	—	8,69,61,714	5,26,52,631	7,13,54,492	4,87,03,794	6,15,72,339
<i>„ Bombay</i>	—	—	—	—	—	6,05,36,772	5,15,03,921	8,73,63,570	5,33,93,733	6,91,55,136
<i>„ Sind</i>	—	—	—	—	—	4,16,81,303	4,14,35,559	5,44,57,423	3,03,83,612	4,30,79,682
<i>„ Madras</i>	—	—	—	—	—	2,78,32,036	2,00,81,136	2,73,58,730	1,98,57,671	2,06,44,881
<i>„ Burma</i>	—	—	—	—	—	3,55,47,419	2,58,68,389	3,37,05,272	2,00,90,384	2,31,62,897
TOTAL	—	—	—	—	—	25,25,59,794	19,15,41,696	26,82,79,487	17,74,31,197	21,76,14,935
Total value of Cotton, Raw and Manufactures	—	—	—	—	—	31,64,56,511	26,18,81,463	34,08,52,769	21,30,04,591	27,04,54,824
Fents of all descriptions not exceeding 4 yards in length (III. T)—(a)					Yards					
United Kingdom (including Channel Islands)	—	—	—	—	9,237,849	—	—	—	—	12,90,340
British Possessions	—	—	—	—	34,128	—	—	—	—	8,065
TOTAL BRITISH EMPIRE	—	—	—	—	9,271,977	—	—	—	—	12,98,405
Germany	—	—	—	—	43,952	—	—	—	—	6,518
Switzerland	—	—	—	—	84,114	—	—	—	—	26,167
Italy (including Fiume)	—	—	—	—	21,392	—	—	—	—	6,884
Japan	—	—	—	—	36,709,688	—	—	—	—	66,00,008
United States of America—										
<i>Via Atlantic Coast</i>	—	—	—	—	6,084,616	—	—	—	—	6,51,279
<i>„ Pacific „</i>	—	—	—	—	25	—	—	—	—	5
Other Foreign Countries	—	—	—	—	23,334	—	—	—	—	6,433
TOTAL FOREIGN COUNTRIES	—	—	—	—	42,967,121	—	—	—	—	72,97,292
<i>Share of Bengal</i>	—	—	—	—	10,663,289	—	—	—	—	16,27,245
<i>„ Bombay</i>	—	—	—	—	37,633,407	—	—	—	—	62,81,151
<i>„ Sind</i>	—	—	—	—	3,482,020	—	—	—	—	5,90,443
<i>„ Madras</i>	—	—	—	—	246,684	—	—	—	—	34,827
<i>„ Burma</i>	—	—	—	—	313,688	—	—	—	—	62,031
TOTAL	—	—	—	—	52,239,098	—	—	—	—	85,95,697
Flax—										
<i>Raw (II. Q)—</i>										
United Kingdom (including Channel Islands)	Lbs.	Lbs.	Lbs.	Lbs.	Lbs.					
	15	4,619	280	9	779	237
<i>Share of Bengal</i>	168	176
<i>„ Bombay</i>	15	4,619	112	9	779	61
TOTAL	15	4,619	280	9	779	237

(a) Separately recorded from 1934-35.

No. 10—continued

ARTICLES, AND COUNTRIES OF CONSIGNMENT; ALSO SHARE OF EACH PROVINCE	QUANTITY					VALUE				
	1930-31	1931-32	1932-33	1933-34	1934-35	1930-31	1931-32	1932-33	1933-34	1934-35
						R	R	R	R	R
Textiles—continued										
Flax—continued										
Twist and Yarn (III. T)—	Lbs.	Lbs.	Lbs.	Lbs.	Lbs.					
United Kingdom (including Channel Islands)	16,480	34,637	13,106	4,995	16,634	20,205	27,726	11,492	3,942	15,355
Hongkong	3,214	9,768
TOTAL BRITISH EMPIRE	19,694	34,637	13,106	4,995	16,634	29,973	27,726	11,492	3,942	15,355
TOTAL FOREIGN COUNTRIES	1,794	1,240	45	508	3	1,468	686	60	369	6
<i>Share of Bengal</i>	<i>16,885</i>	<i>32,228</i>	<i>13,106</i>	<i>4,623</i>	<i>13,545</i>	<i>19,376</i>	<i>27,334</i>	<i>11,492</i>	<i>3,570</i>	<i>11,840</i>
<i>„ Bombay</i>	<i>3,871</i>	<i>1</i>	<i>45</i>	<i>662</i>	<i>116</i>	<i>10,266</i>	<i>2</i>	<i>60</i>	<i>380</i>	<i>285</i>
<i>„ Sind</i>	<i>732</i>	<i>..</i>	<i>..</i>	<i>..</i>	<i>2,955</i>	<i>1,799</i>	<i>..</i>	<i>..</i>	<i>..</i>	<i>3,220</i>
<i>„ Madras</i>	<i>..</i>	<i>2,408</i>	<i>..</i>	<i>..</i>	<i>20</i>	<i>..</i>	<i>390</i>	<i>..</i>	<i>..</i>	<i>16</i>
<i>„ Burma</i>	<i>..</i>	<i>1,340</i>	<i>..</i>	<i>318</i>	<i>..</i>	<i>..</i>	<i>686</i>	<i>..</i>	<i>61</i>	<i>..</i>
TOTAL	21,498	36,977	13,151	5,503	16,637	31,441	28,412	11,552	4,311	15,361
Manufactures—										
Canvas (III. T)—	Yards	Yards	Yards	Yards	Yards					
United Kingdom (including Channel Islands)	1,060,445	956,508	1,041,515	1,048,750	1,162,201	10,83,965	7,81,617	7,81,302	8,34,363	9,23,344
Irish Free State (a)	—	—	—	..	43,169	—	—	—	..	13,808
Other British Possessions	147	99	20	4,017	72	234	67	20	806	80
TOTAL BRITISH EMPIRE	1,060,592	956,607	1,041,535	1,052,767	1,205,442	10,84,199	7,81,684	7,81,322	8,35,169	9,37,182
Italy (including Fiume)	5,025	4,484	1,020	3,674	800	6,165	5,415	1,191	3,552	571
Other Foreign Countries	6,025	2,470	3,911	4,096	12,638	4,684	2,532	2,478	3,087	5,629
TOTAL FOREIGN COUNTRIES	11,050	6,954	4,931	7,770	13,438	10,849	7,947	3,669	6,639	6,200
<i>Share of Bengal</i>	<i>730,981</i>	<i>500,895</i>	<i>618,425</i>	<i>507,837</i>	<i>545,781</i>	<i>7,95,453</i>	<i>4,53,787</i>	<i>5,60,662</i>	<i>5,01,862</i>	<i>5,35,154</i>
<i>„ Bombay</i>	<i>240,106</i>	<i>368,331</i>	<i>269,193</i>	<i>413,708</i>	<i>520,228</i>	<i>1,92,375</i>	<i>2,55,475</i>	<i>1,46,534</i>	<i>2,44,149</i>	<i>2,97,259</i>
<i>„ Sind</i>	<i>7,388</i>	<i>12,331</i>	<i>83,151</i>	<i>44,370</i>	<i>75,424</i>	<i>9,932</i>	<i>7,882</i>	<i>23,276</i>	<i>30,838</i>	<i>46,339</i>
<i>„ Madras</i>	<i>10,517</i>	<i>22,571</i>	<i>23,076</i>	<i>33,719</i>	<i>19,967</i>	<i>16,856</i>	<i>26,719</i>	<i>17,516</i>	<i>29,856</i>	<i>14,764</i>
<i>„ Burma</i>	<i>83,550</i>	<i>58,433</i>	<i>42,321</i>	<i>62,103</i>	<i>57,430</i>	<i>79,927</i>	<i>45,768</i>	<i>32,003</i>	<i>45,103</i>	<i>45,866</i>
TOTAL	1,071,642	968,561	1,046,466	1,060,537	1,218,380	10,95,048	7,89,631	7,84,991	8,41,808	9,43,382
Piecegoods (III. T)—	Yards	Yards	Yards	Yards	Yards					
United Kingdom (including Channel Islands)	227,073	582,588	552,483	462,904	810,124	1,48,695	2,58,450	2,49,768	2,01,580	1,83,529
Other British Possessions	189	137	452	311	924	178	282	280	441	986
TOTAL BRITISH EMPIRE	227,262	582,725	552,935	463,215	811,048	1,48,873	2,58,732	2,50,048	2,02,021	1,84,515
Belgium	1,326	80	..	349	2,325	2,235	163	..	147	7,136
France	977	10,492	1,083	140	4,983	1,516	10,481	1,787	109	3,356
Other Foreign Countries	1,578	2,958	983	444	2,468	2,572	1,041	592	458	933
TOTAL FOREIGN COUNTRIES	3,881	13,430	2,066	933	9,776	6,323	21,285	2,379	714	11,425
<i>Share of Bengal</i>	<i>22,339</i>	<i>111,496</i>	<i>22,328</i>	<i>25,346</i>	<i>60,797</i>	<i>32,700</i>	<i>66,753</i>	<i>23,377</i>	<i>22,430</i>	<i>51,500</i>
<i>„ Bombay</i>	<i>168,352</i>	<i>447,967</i>	<i>505,375</i>	<i>466,596</i>	<i>138,528</i>	<i>95,194</i>	<i>1,86,034</i>	<i>2,12,586</i>	<i>1,80,223</i>	<i>80,356</i>
<i>„ Sind</i>	<i>24,044</i>	<i>35,847</i>	<i>11,791</i>	<i>18,524</i>	<i>90,804</i>	<i>16,965</i>	<i>15,744</i>	<i>7,189</i>	<i>5,721</i>	<i>23,218</i>
<i>„ Madras</i>	<i>6,515</i>	<i>9,087</i>	<i>6,216</i>	<i>9,168</i>	<i>21,407</i>	<i>7,327</i>	<i>9,150</i>	<i>5,270</i>	<i>5,100</i>	<i>21,350</i>
<i>„ Burma</i>	<i>2,393</i>	<i>1,813</i>	<i>3,294</i>	<i>4,114</i>	<i>9,788</i>	<i>3,010</i>	<i>1,736</i>	<i>3,500</i>	<i>3,255</i>	<i>9,516</i>
TOTAL	231,143	696,150	555,001	464,048	920,824	1,55,196	2,80,017	2,52,422	2,02,735	1,95,940

(a) Separately shown from 1933-34. Prior to 1933-34 included under the United Kingdom.

GENERAL IMPORTS

No. 10—continued

ARTICLES, AND COUNTRIES OF CONSIGNMENT; ALSO SHARE OF EACH PROVINCE	QUANTITY					VALUE				
	1930-31	1931-32	1932-33	1933-34	1934-35	1930-31	1931-32	1932-33	1933-34	1934-35
Textiles—continued										
Flax—continued										
Manufactures—continued										
Thread, sewing or darning (III. T)—										
	Lbs.	Lbs.	Lbs.	Lbs.	Lbs.	R	R	R	R	R
United Kingdom (including Channel Islands)	88,392	135,412	113,136	113,411	101,771	1,56,466	1,93,779	1,72,211	1,02,986	1,79,462
Other British Possessions	5	1	..	660	110	20	14	..	1,225	387
TOTAL BRITISH EMPIRE	88,397	135,413	113,136	114,071	101,881	1,56,486	1,93,793	1,72,211	1,04,211	1,79,849
Austria	6,501	5,365	6,019	7,375	2,297	6,230	4,544	7,357	5,102	5,423
Japan	4,299	562	..	230	700	7,158	953	..	455	1,114
Other Foreign Countries	5,185	3,693	4,094	3,364	2,182	8,085	4,110	6,437	4,448	4,694
TOTAL FOREIGN COUNTRIES	15,985	9,620	10,113	10,969	5,239	21,473	9,607	13,794	10,005	11,231
Share of Bengal	69,716	110,344	77,466	86,085	67,321	1,04,082	1,37,295	98,653	1,03,238	1,11,331
" Bombay	14,183	12,652	22,733	15,278	15,758	33,724	28,343	47,030	31,374	37,477
" Sind	581	4,146	4,028	7,196	6,845	1,417	7,326	6,995	10,369	9,495
" Madras	9,194	11,161	7,047	11,079	10,937	19,434	19,115	14,673	19,132	20,581
" Burma	10,710	6,730	11,975	5,402	5,759	19,302	10,321	18,564	9,103	11,696
TOTAL	104,382	145,933	123,249	125,040	107,120	1,77,959	2,03,400	1,86,005	1,74,216	1,91,080
Other sorts (III. T)—										
	Lbs.	Lbs.	Lbs.	Lbs.	Lbs.					
United Kingdom (including Channel Islands)	406,100	244,695	251,473	231,442	256,449	6,58,010	4,17,797	3,85,797	3,81,247	3,69,913
Other British Possessions	6,537	1,052	7,236	9,723	14,207	5,084	1,370	5,272	4,027	1,352
TOTAL BRITISH EMPIRE	412,637	245,747	258,709	241,165	270,656	6,63,094	4,19,167	3,91,069	3,85,274	3,71,265
Germany	13,695	8,357	2,984	776	1,780	14,353	11,299	3,021	914	3,057
Italy (including Fiume)	1,231	4,696	983	4,000	784	1,051	5,188	1,650	4,202	805
Austria	6,021	8,265	4,112	5,613	3,972	9,743	12,060	5,331	6,264	4,160
Czechoslovakia	1,239	5,895	12,150	15,716	15,790	2,029	7,884	13,880	18,325	17,690
China (exclusive of Hongkong and Macao)	4	142	3,359	281	39	13	169	5,925	1,387	178
Japan	13,376	8,962	15,261	23,207	16,768	14,978	11,994	17,296	20,362	15,073
Other Foreign Countries	2,464	4,338	1,205	2,642	159	3,701	4,751	2,320	2,913	305
TOTAL FOREIGN COUNTRIES	38,030	40,715	40,054	52,235	39,292	45,868	59,975	49,333	54,307	41,268
Share of Bengal	145,316	103,410	132,533	129,183	122,299	2,00,235	1,61,858	2,01,208	1,33,531	1,59,347
" Bombay	217,916	116,437	91,140	91,927	91,796	3,16,716	2,02,878	1,46,866	1,26,472	1,36,917
" Sind	31,324	28,130	21,290	30,193	48,850	57,093	48,905	36,058	74,178	66,343
" Madras	12,978	9,805	14,981	18,740	22,134	19,812	17,598	18,669	13,702	24,987
" Burma	43,133	28,680	38,519	24,257	24,869	54,956	41,903	37,751	37,358	34,940
TOTAL	450,667	296,462	298,763	293,400	309,948	7,08,962	4,73,142	4,40,452	4,40,241	4,12,633
Total value of Flax manufac- tures (including Twist and Yarn)—										
United Kingdom (including Channel Islands)	—	—	—	—	—	20,67,341	16,79,369	16,00,565	15,84,118	16,71,603
Irish Free States*	—	—	—	—	—	14,871
Hongkong	—	—	—	—	—	9,855	229	338	449	698
Other British Possessions	—	—	—	—	—	5,420	1,504	5,234	6,650	994
TOTAL BRITISH EMPIRE	—	—	—	—	—	20,82,625	16,81,102	16,06,137	15,91,217	16,88,166
Germany	—	—	—	—	—	19,909	15,108	6,322	2,362	5,069
Belgium	—	—	—	—	—	3,310	1,477	1,822	1,099	6,390
France	—	—	—	—	—	1,889	20,165	2,100	707	6,088
Italy (including Fiume)	—	—	—	—	—	11,751	14,116	4,634	10,711	1,969
Austria	—	—	—	—	—	15,973	17,284	12,734	11,366	9,583

*Separately shown from 1933-34. Prior to 1933-34 included in United Kingdom.

No. 10—continued

ARTICLES, AND COUNTRIES OF CONSIGNMENT; ALSO SHARE OF EACH PROVINCE	QUANTITY					VALUE				
	1930-31	1931-32	1932-33	1933-34	1934-35	1930-31	1931-32	1932-33	1933-34	1934-35
<i>Textiles—continued</i>						R	R	R	R	R
<i>Flax—concluded</i>										
<i>Manufactures—concluded</i>										
<i>Total value of Flax manufactures (including Twist and Yarn) —continued</i>										
Czechoslovakia	—	—	—	—	—	2,029	7,884	4,975	10,074	17,810
China (<i>exclusive of Hongkong and Macão</i>)	—	—	—	—	—	13	510	5,929	1,456	178
Japan	—	—	—	—	—	25,157	12,900	18,054	22,084	19,221
Other Foreign Countries	—	—	—	—	—	5,450	4,016	2,709	3,235	842
TOTAL FOREIGN COUNTRIES	—	—	—	—	—	33,649	17,210	21,667	26,849	27,851
<i>Share of Bengal</i>	—	—	—	—	—	12,11,901	8,47,027	8,95,892	8,19,931	8,72,072
„ <i>Bombay</i>	—	—	—	—	—	6,48,775	6,73,332	6,53,076	5,63,103	5,52,294
„ <i>Sind</i>	—	—	—	—	—	87,206	80,357	78,518	1,14,606	1,43,614
„ <i>Madras</i>	—	—	—	—	—	63,529	72,972	58,028	70,790	81,698
„ <i>Burma</i>	—	—	—	—	—	1,57,195	1,00,914	91,908	94,881	1,03,018
TOTAL	—	—	—	—	—	21,68,606	17,74,602	16,76,422	16,63,311	17,58,296
<i>Total value of Flax raw and manufactures</i>	—	—	—	—	—	21,68,615	17,74,602	16,75,422	16,64,090	17,58,633
<i>Haberdmshery and Millinery— Lace and Embroidery (III. T)—</i>										
United Kingdom (<i>including Channel Islands</i>)	—	—	—	—	—	3,12,070	2,31,002	2,92,333	2,08,632	2,57,376
Other British Possessions	—	—	—	—	—	1,267	1,708	1,329	3,255	3,503
TOTAL BRITISH EMPIRE	—	—	—	—	—	3,14,237	2,32,708	2,93,662	2,11,887	2,60,879
Denmark	—	—	—	—	—	7,151	..
Germany	—	—	—	—	—	5,96,733	4,10,176	5,12,760	4,88,592	4,51,827
France	—	—	—	—	—	92,423	88,414	93,495	60,300	41,771
Switzerland	—	—	—	—	—	3,50,387	1,14,708	2,68,968	1,57,407	1,48,003
Italy (<i>including Fiume</i>)	—	—	—	—	—	5,22,327	5,00,457	6,06,923	5,30,219	7,10,352
Austria	—	—	—	—	—	2,07,585	1,28,910	1,21,163	69,823	52,170
Czechoslovakia	—	—	—	—	—	72,676	49,118	40,917	18,972	2,479
Japan	—	—	—	—	—	32,279	17,451	44,109	43,188	2,42,058
Other Foreign Countries	—	—	—	—	—	4,720	3,382	3,899	7,582	8,676
TOTAL FOREIGN COUNTRIES	—	—	—	—	—	18,79,138	14,08,215	17,82,234	13,89,234	16,37,336
<i>Share of Bengal</i>	—	—	—	—	—	2,69,947	1,57,693	1,46,758	2,18,653	1,74,218
„ <i>Bombay</i>	—	—	—	—	—	7,28,078	5,88,039	8,09,414	5,45,291	8,47,650
„ <i>Sind</i>	—	—	—	—	—	7,95,146	6,75,384	8,64,339	5,21,827	6,51,776
„ <i>Madras</i>	—	—	—	—	—	3,643	4,745	5,659	7,877	5,704
„ <i>Burma</i>	—	—	—	—	—	3,96,561	2,15,069	2,49,726	2,07,473	2,18,867
TOTAL	—	—	—	—	—	21,93,375	16,40,923	20,75,896	16,01,121	18,98,214
<i>Ribbons (III. T) (a)—</i>										
United Kingdom (<i>including Channel Islands</i>)	—	—	—	—	Yards 462,293	—	—	—	—	27,104
Other British Possessions	—	—	—	—	234	—	—	—	—	29
TOTAL BRITISH EMPIRE	—	—	—	—	462,497	—	—	—	—	27,133
Germany	—	—	—	—	3,803,667	—	—	—	—	93,563
France	—	—	—	—	147,638	—	—	—	—	10,511
Switzerland	—	—	—	—	146,184	—	—	—	—	6,030
Italy (<i>including Fiume</i>)	—	—	—	—	255,460	—	—	—	—	7,712
Czechoslovakia	—	—	—	—	1,103,926	—	—	—	—	41,255
Japan	—	—	—	—	4,356,339	—	—	—	—	93,274
Other Foreign Countries	—	—	—	—	165,084	—	—	—	—	4,955
TOTAL FOREIGN COUNTRIES	—	—	—	—	9,978,288	—	—	—	—	2,57,300

(a) Separately recorded from 1934-35.

GENERAL IMPORTS

(444)

No. 10—continued

ARTICLES, AND COUNTRIES OF CONSIGNMENT; ALSO SHARE OF EACH PROVINCE	QUANTITY					VALUE				
	1930-31	1931-32	1932-33	1933-34	1934-35	1930-31	1931-32	1932-33	1933-34	1934-35
						R	R	R	R	R
<i>Textiles—continued</i>										
<i>Haberdashery and Millinery— continued</i>					Yards					
Ribbons (III. T) (a)— <i>continued</i>										
Share of Bengal	—	—	—	—	1,353,783	—	—	—	—	38,646
" Bombay	—	—	—	—	4,566,222	—	—	—	—	1,28,081
" Sind	—	—	—	—	831,431	—	—	—	—	30,067
" Madras	—	—	—	—	2,754,082	—	—	—	—	55,515
" Burma	—	—	—	—	935,267	—	—	—	—	32,134
TOTAL	—	—	—	—	10,440,785	—	—	—	—	2,84,433
<i>Towels not in the piece (III. T)—</i>	No.	No.	No.	No.	No.					
United Kingdom (including Channel Islands)	90,855	80,256	52,922	62,710	54,225	76,973	35,473	31,236	53,019	42,650
Hongkong	10,968	13,751	40,445	25,614	15,783	2,153	1,806	5,368	3,405	2,247
Other British Possessions	16,943	40,891	2,026	2,002	3,091	2,046	4,018	701	512	661
TOTAL BRITISH EMPIRE	118,766	134,898	95,393	90,395	73,099	81,172	41,297	37,355	56,936	45,558
China (exclusive of Hongkong and Macao)	28,367	32,138	31,069	44,796	18,791	5,041	4,113	4,016	4,654	2,132
Japan	2,979,591	2,908,293	5,685,984	5,118,011	3,688,955	8,44,026	5,81,976	10,00,601	9,31,321	7,11,152
Other Foreign Countries	4,946	3,335	1,162	4,532	5,739	3,899	2,461	1,263	1,930	1,835
TOTAL FOREIGN COUNTRIES	3,012,904	2,943,766	5,718,216	5,167,339	3,718,485	8,52,966	5,88,550	10,05,860	9,37,905	7,15,119
Share of Bengal	169,304	78,432	186,067	89,842	44,957	36,385	13,638	18,412	26,225	11,151
" Bombay	73,814	62,633	201,148	1,190,658	192,319	11,298	16,213	38,686	1,47,997	34,326
" Sind	4,783	2,043	1,723	42,098	15,077	2,988	1,710	1,443	11,718	4,236
" Madras	60,690	819	13,512	196,600	71,352	13,413	613	2,462	37,962	17,202
" Burma	2,823,179	2,934,687	5,431,158	3,738,636	3,462,879	8,70,054	5,91,723	9,82,233	7,70,939	6,93,781
TOTAL	3,131,670	3,078,664	5,813,608	5,267,734	3,786,584	9,34,138	6,29,847	10,43,235	9,94,841	7,60,677
<i>Other sorts (III. T)—</i>										
United Kingdom (including Channel Islands)	—	—	—	—	—	14,55,688	10,84,490	10,72,261	10,10,533	9,21,404
Ceylon (excluding Maldives)	—	—	—	—	—	6,191	2,987	3,065	3,209	1,643
Straits Settlements	—	—	—	—	—	24,205	10,196	6,702	3,738	8,188
Hongkong	—	—	—	—	—	9,591	12,798	14,645	24,522	60,532
Commonwealth of Australia	—	—	—	—	—	5,973	2,146	1,256	1,677	504
Other British Possessions	—	—	—	—	—	8,090	7,257	4,970	4,436	2,165
TOTAL BRITISH EMPIRE	—	—	—	—	—	15,09,638	11,19,824	11,02,899	10,48,175	9,94,436
Germany	—	—	—	—	—	9,58,429	6,95,026	8,02,255	4,81,682	2,76,619
Netherlands	—	—	—	—	—	11,581	20,363	6,750	716	928
Belgium	—	—	—	—	—	13,236	11,771	6,028	3,961	2,100
France	—	—	—	—	—	2,19,353	2,10,846	1,28,114	77,516	88,907
Switzerland	—	—	—	—	—	1,80,324	81,545	85,004	57,036	25,127
Italy (including Fiume)	—	—	—	—	—	3,94,786	2,55,412	2,85,344	1,57,252	1,58,617
Austria	—	—	—	—	—	55,617	36,540	36,978	24,084	18,600
Czechoslovakia	—	—	—	—	—	2,78,211	1,57,937	2,12,689	1,35,376	49,762
China (exclusive of Hongkong and Macao)	—	—	—	—	—	10,710	45,497	72,188	96,361	66,567
Japan	—	—	—	—	—	4,59,856	4,43,318	7,64,235	7,47,501	21,11,164
United States of America—										
Atlantio Coast	—	—	—	—	—	1,21,607	72,477	1,51,634	25,795	44,676
" Pacific	—	—	—	—	—	861	965	2,008	157	1,570
Other Foreign Countries	—	—	—	—	—	6,498	6,247	5,240	5,348	3,709
TOTAL FOREIGN COUNTRIES	—	—	—	—	—	26,61,130	20,37,947	25,57,957	18,12,764	27,98,246

(a) Separately recorded from 1934-35.

No. 10—continued

ARTICLES, AND COUNTRIES OF CONSIGNMENT; ALSO SHARE OF EACH PROVINCE	QUANTITY					VALUE				
	1930-31	1931-32	1932-33	1933-34	1934-35	1930-31	1931-32	1932-33	1933-34	1934-35
						R	R	R	R	R
Textiles—continued										
Haberdashery and Millinery— concluded										
<i>Other Sorts (III, T)— continued</i>										
<i>Share of Bengal . . .</i>	—	—	—	—	—	11,22,562	8,52,575	9,04,721	6,97,266	7,47,325
<i> " Bombay . . .</i>	—	—	—	—	—	18,66,531	13,07,604	16,12,295	12,93,506	22,82,447
<i> " Sind . . .</i>	—	—	—	—	—	6,07,678	5,65,459	6,37,943	4,88,318	3,63,469
<i> " Madras . . .</i>	—	—	—	—	—	2,81,140	2,03,750	2,96,930	1,81,140	1,30,632
<i> " Burma . . .</i>	—	—	—	—	—	4,92,816	2,38,383	3,08,961	2,00,719	2,68,809
TOTAL . . .	—	—	—	—	—	41,70,777	31,57,771	36,60,856	28,60,939	37,92,682
Total value of Haberdashery and Millinery—										
United Kingdom (including Channel Islands) . . .	—	—	—	—	—	18,45,531	13,50,905	18,05,880	12,72,184	12,48,533
Ceylon (excluding Maldives) . . .	—	—	—	—	—	6,314	3,736	3,645	3,560	2,114
Straits Settlements . . .	—	—	—	—	—	20,505	14,350	7,580	5,370	9,260
Hongkong . . .	—	—	—	—	—	12,544	15,381	20,579	20,745	63,064
Commonwealth of Australia . . .	—	—	—	—	—	5,973	2,146	1,257	1,698	2,864
Other British Possessions . . .	—	—	—	—	—	8,096	7,257	4,974	4,441	2,170
TOTAL BRITISH EMPIRE	—	—	—	—	—	19,05,047	18,98,829	14,33,916	13,16,098	13,28,005
Denmark . . .	—	—	—	—	—	237	1,400	4	7,153	553
Germany . . .	—	—	—	—	—	15,55,454	11,05,209	18,15,803	9,70,845	8,02,160
Netherlands . . .	—	—	—	—	—	14,594	22,614	6,750	1,404	2,835
Belgium . . .	—	—	—	—	—	18,237	13,083	9,514	5,431	6,487
France . . .	—	—	—	—	—	3,11,799	2,99,521	2,21,614	1,48,816	91,215
Switzerland . . .	—	—	—	—	—	4,80,711	1,96,253	3,54,472	2,14,443	1,79,160
Italy (including Fiume) . . .	—	—	—	—	—	9,19,275	8,51,869	9,82,270	6,87,471	8,76,691
Austria . . .	—	—	—	—	—	2,63,202	1,65,450	1,57,136	93,907	73,002
Czechoslovakia . . .	—	—	—	—	—	3,50,886	2,07,055	2,53,606	1,54,348	93,496
China (exclusive of Hongkong and Macao) . . .	—	—	—	—	—	16,568	50,837	76,406	1,02,476	72,808
Japan . . .	—	—	—	—	—	15,36,161	13,42,345	18,08,945	17,22,010	31,57,643
United States of America—										
<i>Via Atlantic Coast . . .</i>	—	—	—	—	—	1,24,230	72,946	1,51,880	31,007	47,022
<i> " Pacific " . . .</i>	—	—	—	—	—	977	991	2,208	168	1,633
Other Foreign Countries . . .	—	—	—	—	—	6,912	5,139	5,463	5,425	3,301
TOTAL FOREIGN COUNTRIES	—	—	—	—	—	53,98,243	40,34,712	53,46,071	41,39,803	54,08,001
<i>Share of Bengal . . .</i>	—	—	—	—	—	14,28,894	10,23,856	10,69,897	9,42,134	9,71,340
<i> " Bombay . . .</i>	—	—	—	—	—	24,05,957	19,10,866	24,00,394	20,86,794	32,92,503
<i> " Sind . . .</i>	—	—	—	—	—	14,05,812	12,32,553	14,03,725	10,21,863	10,49,539
<i> " Madras . . .</i>	—	—	—	—	—	2,98,196	2,09,111	3,05,051	2,26,979	2,09,063
<i> " Burma . . .</i>	—	—	—	—	—	17,59,431	10,52,165	15,40,920	11,79,131	12,13,571
TOTAL	—	—	—	—	—	72,98,290	54,28,541	67,79,987	54,56,901	67,36,006
Hemp—										
<i>Raw (II, Q)—</i>										
Straits Settlements . . .	Cwts.	Cwts.	Cwts.	Cwts.	Cwts.	28,980	9,198	1,495	2,169	..
Hongkong . . .	1,398	621	74	163	..	50,002	15,588	62,026
Other British Possessions . . .	2,826	996	3,485	2,700	3,534	456	5,102	2,702
TOTAL BRITISH EMPIRE	125	243	40	360	219	81,692	28,320	63,977	7,271	2,702
Italy (including Fiume) . . .	4,349	1,855	3,599	532	219	8,107	2,560	3,520	3,584	5,091
Sumatra . . .	103	60	65	40	112	6,196	18,056	2,100
Java	435	1,412	190	38,266	16,438	19,561
Philippines . . .	68	2,453	2,090	1,497	2,005	950	34,674	2,20,680	2,20,852	1,92,892
China (exclusive of Hongkong and Macao) . . .	14,717	11,791	14,876	18,510	18,886	3,29,930	1,80,371
Japan . . .	96	..	2,241	2,898	..	39,222
Other Foreign Countries . . .	1,641	27,601	1,971	1,943
TOTAL FOREIGN COUNTRIES	201	5	..	82	48	6,924	285
TOTAL	16,826	14,309	20,807	21,541	21,241	3,76,500	2,17,890	3,06,884	2,60,901	2,21,582

GENERAL IMPORTS

No. 10—continued

ARTICLES, AND COUNTRIES OF CONSIGNMENT; ALSO SHARE OF EACH PROVINCE	QUANTITY					VALUE				
	1930-31	1931-32	1932-33	1933-34	1934-35	1930-31	1931-32	1932-33	1933-34	1934-35
						R	R	R	R	R
Textiles—continued										
Hemp—continued										
<i>Rate (II. Q)—continued</i>	Cwts.	Cwts.	Cwts.	Cwts.	Cwts.					
<i>Share of Bengal . . .</i>	19,589	15,299	23,493	20,604	20,537	4,12,975	2,31,708	3,53,352	2,47,700	2,10,194
<i>" Bombay . . .</i>	899	809	413	912	639	30,367	13,724	8,589	13,606	10,753
<i>" Sind . . .</i>	--	--	--	--	--	4	--	--	--	--
<i>" Madras . . .</i>	--	--	122	385	199	--	6	1,298	4,737	2,510
<i>" Burma . . .</i>	687	66	173	172	85	14,836	772	2,642	2,179	827
TOTAL . . .	21,175	16,174	24,206	22,078	21,460	4,58,182	2,46,210	3,70,801	2,68,172	2,24,284
Manufactures (excluding Cordage)—										
Bags and Sacks (III. T)—										
United Kingdom (including Channel Islands) . . .	No.	No.	No.	No.	No.	--	--	1,534	--	--
Straits Settlements . . .	--	--	--	--	170,450	--	--	--	--	14,270
TOTAL BRITISH EMPIRE . . .	--	--	9,000	--	170,450	--	--	1,534	--	14,270
Italy (including Fiume) . . .	--	--	850	--	--	--	--	492	--	--
<i>Share of Bengal . . .</i>	--	--	350	--	--	--	--	492	--	--
<i>" Bombay . . .</i>	--	--	2,000	--	170,450	--	--	1,534	--	14,270
TOTAL . . .	--	--	9,850	--	170,450	--	--	2,026	--	14,270
Cloth (III. T)—										
TOTAL BRITISH EMPIRE . . .	Yards	Yards	Yards	Yards	Yards	1,824	2,190	868	4,458	965
Italy (including Fiume) . . .	9,458	--	--	--	--	12,569	--	--	--	--
Other Foreign Countries . . .	--	1,586	584	462	1,313	--	674	405	99	1,214
TOTAL FOREIGN COUNTRIES . . .	9,458	1,586	584	462	1,313	12,569	674	405	99	1,214
<i>Share of Bengal . . .</i>	9,453	162	--	--	--	12,564	267	--	--	--
<i>" Bombay . . .</i>	5	836	--	--	880	5	586	--	--	1,186
<i>" Madras . . .</i>	1,664	--	98	--	--	1,334	--	61	--	--
<i>" Burma . . .</i>	560	9,905	2,131	10,285	1,495	490	2,012	1,210	4,557	993
TOTAL . . .	11,682	10,903	2,220	10,285	2,475	14,393	2,864	1,271	4,557	2,179
Other sorts (III. T)—										
United Kingdom (including Channel Islands) . . .	--	--	--	--	--	34,603	10,959	14,654	35,501	13,923
Other British Possessions . . .	--	--	--	--	--	--	758	296	1,440	4,102
TOTAL BRITISH EMPIRE . . .	--	--	--	--	--	34,603	11,717	14,950	36,941	18,025
Italy (including Fiume) . . .	--	--	--	--	--	55,484	10,077	7,464	4,323	9,754
Other Foreign Countries . . .	--	--	--	--	--	4,628	4,096	11,471	4,146	6,182
TOTAL FOREIGN COUNTRIES . . .	--	--	--	--	--	60,112	28,173	18,935	8,469	15,936
<i>Share of Bengal . . .</i>	--	--	--	--	--	45,263	30,924	2,768	1,321	11,676
<i>" Bombay . . .</i>	--	--	--	--	--	40,769	6,441	24,663	32,931	16,910
<i>" Sind . . .</i>	--	--	--	--	--	1,608	1,080	1,454	3,382	2,061
<i>" Madras . . .</i>	--	--	--	--	--	703	1,603	1,394	1,048	427
<i>" Burma . . .</i>	--	--	--	--	--	5,372	4,842	3,616	6,728	3,887
TOTAL . . .	--	--	--	--	--	94,715	34,890	33,885	45,410	33,961
Total value of Hemp manufactures—										
United Kingdom (including Channel Islands) . . .	--	--	--	--	--	85,647	10,969	14,715	36,631	14,771
Straits Settlements . . .	--	--	--	--	--	460	--	2,278	4,645	18,450
Other British Possessions . . .	--	--	--	--	--	320	2,948	357	123	39
TOTAL BRITISH EMPIRE . . .	--	--	--	--	--	86,427	13,907	17,360	41,399	33,260

No. 10—continued

ARTICLES, AND COUNTRIES OF CONSIGNMENT; ALSO SHARE OF EACH PROVINCE	QUANTITY					VALUE				
	1930-31	1931-32	1932-33	1933-34	1934-35	1930-31	1931-32	1932-33	1933-34	1934-35
<i>Textiles—continued:</i>						R	R	R	R	R
<i>Hemp—concluded</i>										
<i>Total value of Hemp Manufactures—continued</i>										
Italy (including Fiume)	—	—	—	—	—	68,053	19,077	7,956	4,323	0,764
Other Foreign Countries	—	—	—	—	—	4,628	4,770	11,876	4,245	7,396
TOTAL FOREIGN COUNTRIES	—	—	—	—	—	72,681	23,847	19,832	8,568	17,150
Share of Bengal	—	—	—	—	—	58,837	21,191	3,260	1,321	11,676
„ Bombay	—	—	—	—	—	40,774	7,026	26,187	32,931	31,366
„ Sind	—	—	—	—	—	1,608	1,080	1,464	3,382	2,061
„ Madras	—	—	—	—	—	3,037	1,003	1,455	1,048	427
„ Burma	—	—	—	—	—	5,862	6,854	4,826	11,285	4,880
TOTAL	—	—	—	—	—	1,09,108	37,754	37,182	40,067	50,410
<i>Jute—</i>										
<i>Raw (H. N)—</i>										
TOTAL BRITISH EMPIRE	—	1	..	23	6	130	160	3	2,953	1,312
TOTAL FOREIGN COUNTRIES	1	3	7	..	6	622	721	1,931	158	933
Share of Bengal	1	4	7	23	12	762	871	1,931	3,092	2,310
„ Sind	18	..
„ Madras	10
„ Burma	3	1	..
TOTAL	1	4	7	23	12	762	881	1,934	3,111	2,300
<i>Tweed and Yarn (H. Q)—</i>										
United Kingdom (including Channel Islands)	22,965	10,714	10,602	12,592	12,708	7,212	5,115	2,903	3,402	2,440
Other British Possessions	—	39	..	3,058	14	..	585	..
TOTAL BRITISH EMPIRE	22,965	10,752	10,602	15,650	12,708	7,212	5,129	2,903	3,987	2,440
TOTAL FOREIGN COUNTRIES	448	70	1,120	12	..	356	10	114	2	..
Share of Bengal	11,690	2,637	7,799	11,993	5,653	4,517	2,897	2,100	2,952	1,007
„ Bombay	1,677	575	390	479	560	913	169	112	117	166
„ Sind	2,759	390	..	12	439	517	175	..	2	146
„ Madras	6,965	5,795	2,800	1,111	5,513	1,493	1,665	555	203	1,008
„ Burma	322	1,425	733	2,062	443	128	233	250	713	113
TOTAL	23,413	10,822	11,722	16,662	12,708	7,568	5,139	3,017	3,089	2,440
<i>Manufactures—</i>										
<i>Canvas (H. Q)—</i>										
United Kingdom (including Channel Islands)	137,404	57,827	34,865	38,949	55,989	1,13,939	47,082	29,195	33,568	37,825
Other British Possessions	203	3	..	20	36	261	6	..	10	45
TOTAL BRITISH EMPIRE	137,607	57,830	34,865	38,969	56,025	1,14,200	47,088	29,195	33,568	37,870
TOTAL FOREIGN COUNTRIES	1,310	5,468	3,203	2,580	5,435	1,090	2,845	2,264	2,029	3,205
Share of Bengal	49,447	34,299	27,370	20,522	8,970	70,316	32,019	24,337	19,050	10,162
„ Bombay	23,368	10,670	6,479	20,549	47,301	16,032	5,862	6,553	16,087	24,537
„ Sind	443	60	70	230	..	226	36	68	165
„ Madras	2,436	1,985	958	100	1,974	1,433	2,388	594	113	3,873
„ Burma	63,666	16,901	3,201	308	2,935	27,509	9,438	939	279	2,338
TOTAL	138,917	63,298	38,068	41,549	61,460	1,15,290	49,933	31,459	35,597	41,075

GENERAL IMPORTS

(448)

No. 10—continued

ARTICLES, AND COUNTRIES OF CONSIGNMENT; ALSO SHARES OF EACH PROVINCE	QUANTITY					VALUE				
	1930-31	1931-32	1932-33	1933-34	1934-35	1930-31	1931-32	1932-33	1933-34	1934-35
Textiles—continued										
Jute—continued										
Manufactures—continued										
Gunny bags (III. Q)—	No.	No.	No.	No.	No.					
United Kingdom (including Channel Islands)	108,109	23,161	47,200	71,749	176,208	37,726	5,655	6,085	13,301	39,648
Ceylon (excluding Maldives)	4,463,053	4,081,025	3,883,860	3,499,071	2,465,637	12,03,836	9,74,146	8,88,865	7,43,595	5,62,195
Straits Settlements	101,278	92,718	66,578	70,269	120,763	29,370	18,154	15,182	22,655	43,706
Other British Possessions	25,511	29,290	11,247	9,952	1,090	10,546	6,715	3,357	2,384	633
TOTAL BRITISH EMPIRE	4,697,951	4,226,194	4,008,894	3,657,041	2,763,698	12,81,478	10,04,670	9,13,489	7,81,695	6,46,182
Japan	1,076,609	80,700	808	1,683	..	1,31,166	9,383	290	453	..
Egypt	100,250	10,180
Other Foreign Countries	40,693	4,004	7,770	3,250	7,553	10,921	1,309	2,120	889	2,106
TOTAL FOREIGN COUNTRIES	1,117,302	184,954	8,578	4,933	7,553	1,42,086	20,872	2,410	1,342	2,106
Share of Bengal	1,181,743	231,634	17,196	14,978	4,443	1,65,769	31,623	5,330	3,661	2,143
„ Bombay	444,860	1,409,386	1,173,941	578,065	293,660	1,03,736	3,04,893	2,07,009	1,59,362	53,350
„ Sind	3,582	9,604	81,750	17,433	24,660	1,002	2,086	15,815	4,430	6,006
„ Madras	3,812,107	2,492,914	2,621,948	2,502,137	1,963,314	10,77,421	6,45,068	6,07,337	5,84,268	4,72,986
„ Burma	372,961	267,410	122,637	148,961	485,184	75,586	41,372	20,408	31,556	1,08,798
TOTAL	5,815,253	4,411,148	4,017,472	3,661,974	2,771,251	14,23,564	10,25,542	9,15,830	7,83,277	6,48,286
Gunny cloth (III. Q)—										
United Kingdom (including Channel Islands)	Yards	Yards	Yards	Yards	Yards					
Straits Settlements	110,049	100,206	81,648	44,500	38,595	13,105	9,959	8,187	4,450	3,980
Other British Possessions	2,284	2,083	2,000	71	10	853	332	150	18	2
TOTAL BRITISH EMPIRE	178,047	121,728	873,395	215,162	248,819	25,660	14,193	90,788	51,851	62,863
Japan	252,000	14	..	18,000	3	..
Other Foreign Countries	29,207	110	2,008	56	2,912	4,399	14	225	16	569
TOTAL FOREIGN COUNTRIES	281,207	110	2,008	70	2,912	22,399	14	225	17	569
Share of Bengal	323,002	7,197	5,098	320	3,662	29,861	526	496	45	1,116
„ Bombay	1,200	529	4,805	160	642	2,205
„ Sind	3,375	..	37	346	..	119	..	12	59
„ Madras	1,890	10,802	279,297	159,900	194,719	1,209	3,532	81,194	46,258	56,202
„ Burma	134,362	100,464	89,808	54,446	38,500	16,989	10,038	9,174	4,911	3,860
TOTAL	459,254	121,838	875,408	215,232	246,731	48,059	14,207	91,013	51,868	63,432
Rope and Twine (III. Q)—										
United Kingdom (including Channel Islands)	Owts.	Owts.	Owts.	Owts.	Owts.					
Straits Settlements	138	24	36	69	5	5,298	1,724	2,450	3,185	827
Hongkong	223	5,819
Other British Possessions	2	9	31	105	..	6
TOTAL BRITISH EMPIRE	719	278	373	261	376	80,121	21,396	19,534	14,285	16,059
Italy (including Fiume)	7	136	72	11	36	645	8,809	6,071	736	2,700
Other Foreign Countries	182	86	131	10	47	10,441	3,267	4,909	540	1,232
TOTAL FOREIGN COUNTRIES	189	224	203	21	83	11,086	12,076	11,070	1,276	3,932

No. 10—continued

ARTICLES, AND COUNTRIES OF CONSIGNMENT; ALSO SHARE OF EACH PROVINCE	QUANTITY					VALUE				
	1930-31	1931-32	1932-33	1933-34	1934-35	1930-31	1931-32	1932-33	1933-34	1934-35
Textiles—continued										
Jute—concluded										
Manufactures—concluded										
Rope and Twine (III. Q)— continued										
Share of Bengal . . .	8	3	9	5	22	633	29	103	583	30
„ Bombay . . .	604	288	201	169	244	28,667	21,313	12,475	9,647	14,975
„ Sind	1	0	1	3	70	307	669	94	277
„ Madras . . .	40	64	165	66	158	2,475	2,788	4,912	2,329	2,734
„ Burma . . .	236	146	195	41	32	15,362	9,035	12,445	2,969	1,975
TOTAL . . .	888	502	576	282	459	47,207	33,472	30,604	15,611	19,901
Other kinds (III. Q)—										
United Kingdom (including Channel Islands) . . .	2,193	2,180	3,077	920	808	1,28,176	73,830	62,786	30,231	24,836
Straits Settlements . . .	880	887	816	794	733	54,595	67,127	61,560	54,119	50,250
Other British Possessions . . .	2	10	19	1	..	81	208	231	11	6
TOTAL BRITISH EMPIRE . . .	3,075	3,077	3,912	1,715	1,541	1,82,852	1,41,174	1,14,586	84,361	75,092
Italy (including Fiume) . . .	2	..	12	78	1	215	..	940	6,208	158
Japan . . .	1,171	..	26,183	..	37	6,802	..	1,56,310	12	1,441
Other Foreign Countries . . .	89	59	29	11	82	5,040	7,596	2,775	970	7,977
TOTAL FOREIGN COUNTRIES . . .	1,212	59	26,224	89	100	11,617	7,596	1,60,025	7,250	9,570
Share of Bengal . . .	2,282	293	28,963	503	452	66,893	44,592	1,96,320	21,384	11,728
„ Bombay . . .	133	64	7	79	138	15,773	4,684	702	1,975	11,111
„ Sind . . .	26	28	20	16	11	3,378	3,995	4,261	1,902	827
„ Madras . . .	319	200	41	344	268	10,957	6,790	934	2,107	8,111
„ Burma . . .	1,527	1,854	1,105	462	772	98,463	89,709	73,394	57,243	52,891
TOTAL . . .	4,287	3,138	30,136	1,804	1,641	1,94,400	1,48,770	2,74,611	91,611	84,608
Total value of Jute Manufac-										
tures (including Twist and										
Yarn)—										
United Kingdom (including Channel Islands) . . .	—	—	—	—	—	3,28,764	1,55,234	1,90,399	1,38,925	1,78,856
Ceylon (excluding Maldives) . . .	—	—	—	—	—	12,04,175	9,74,245	8,88,948	7,43,634	5,62,207
Straits Settlements . . .	—	—	—	—	—	1,02,629	96,977	87,388	84,409	68,808
Hongkong . . .	—	—	—	—	—	5,819	460	450	585	..
Other British Possessions . . .	—	—	—	—	—	11,146	6,725	3,310	2,334	636
TOTAL BRITISH EMPIRE . . .	—	—	—	—	—	16,47,523	12,33,650	11,70,405	9,69,937	8,40,506
Belgium . . .	—	—	—	—	—	5,041	1,840	656	..	285
France . . .	—	—	—	—	—	5,461	624	803	..	4,003
Italy (including Fiume) . . .	—	—	—	—	—	1,896	10,848	9,271	8,683	8,489
China (exclusive of Hongkong and Macão) . . .	—	—	—	—	—	7,588	6,257	2,784
Japan . . .	—	—	—	—	—	1,55,527	9,961	1,56,600	475	2,015
Egypt . . .	—	—	—	—	—	..	10,287	111
Other Foreign Countries . . .	—	—	—	—	—	13,121	3,696	6,404	2,758	7,485
TOTAL FOREIGN COUNTRIES . . .	—	—	—	—	—	1,88,634	43,413	1,76,108	11,915	10,388
Share of Bengal . . .	—	—	—	—	—	3,36,989	1,11,685	2,27,086	47,674	26,191
„ Bombay . . .	—	—	—	—	—	1,05,176	3,36,921	2,26,001	1,37,730	1,11,344
„ Sind . . .	—	—	—	—	—	4,967	6,901	20,781	6,508	7,480
„ Madras . . .	—	—	—	—	—	10,94,988	6,81,231	7,55,536	6,42,280	5,44,914
„ Burma . . .	—	—	—	—	—	2,34,037	1,60,325	1,15,610	97,661	1,69,905
TOTAL . . .	—	—	—	—	—	18,36,157	12,77,083	13,46,608	9,81,853	8,50,804
TOTAL VALUE OF JUTE RAW AND										
MANUFACTURES . . .	—	—	—	—	—	18,33,909	12,77,944	13,48,537	9,81,964	8,62,194

GENERAL IMPORTS

(450)

No. 10—continued

ARTICLES, AND COUNTRIES OF CONSIGNMENT; ALSO SHARE OF EACH PROVINCE	QUANTITY					VALUE				
	1930-31	1931-32	1932-33	1933-34	1934-35	1930-31	1931-32	1932-33	1933-34	1934-35
	Lbs.	Lbs.	Lbs.	Lbs.	Lbs.	R	R	R	R	R
Textiles—continued										
Silk—										
<i>Raw (H. O)—</i>										
United Kingdom (including Channel Islands)	3,330	5	1,206	14,554	37	3,820
Hongkong	298,285	172,735	366,501	302,625	107,450	12,15,255	6,02,708	13,73,281	8,38,808	2,20,517
Other British Possessions	1	3	9
TOTAL BRITISH EMPIRE	298,285	172,735	369,837	302,631	108,608	12,15,255	6,02,708	13,87,835	8,38,909	2,24,346
Italy (including Fiume)	87,698	56,379	10,332	1,06,684	88,455	31,025
China (exclusive of Hongkong and Macao)	1,623,930	1,356,162	2,503,257	1,798,705	1,191,955	75,35,167	54,64,016	96,51,505	55,88,051	33,31,806
Japan	17,009	33,759	164,799	230,170	806,544	64,711	1,58,948	4,71,322	6,57,231	21,47,039
Other Foreign Countries	286	329	671	1,312	421	1,732	1,800	2,013	1,588	3,682
TOTAL FOREIGN COUNTRIES	1,641,234	1,390,250	2,816,425	2,076,566	2,108,252	76,01,610	56,24,759	1,03,21,504	63,35,375	55,13,552
<i>Share of Bengal</i>	<i>5,360</i>	<i>2,136</i>	<i>679</i>	<i>11,775</i>	<i>348,043</i>	<i>21,991</i>	<i>11,850</i>	<i>2,923</i>	<i>37,249</i>	<i>7,88,513</i>
<i>" Bombay</i>	<i>1,276,546</i>	<i>1,031,922</i>	<i>2,302,290</i>	<i>1,652,325</i>	<i>1,509,121</i>	<i>60,28,413</i>	<i>41,53,044</i>	<i>82,78,727</i>	<i>48,79,516</i>	<i>40,13,054</i>
<i>" Sind</i>	<i>..</i>	<i>..</i>	<i>3,338</i>	<i>133</i>	<i>83</i>	<i>16</i>	<i>..</i>	<i>14,554</i>	<i>313</i>	<i>488</i>
<i>" Madras</i>	<i>646,462</i>	<i>528,255</i>	<i>879,957</i>	<i>714,464</i>	<i>359,671</i>	<i>27,12,839</i>	<i>20,30,384</i>	<i>34,13,130</i>	<i>22,57,201</i>	<i>9,35,809</i>
<i>" Burma</i>	<i>11,151</i>	<i>672</i>	<i>..</i>	<i>..</i>	<i>2</i>	<i>53,606</i>	<i>2,189</i>	<i>..</i>	<i>..</i>	<i>6</i>
TOTAL	1,939,519	1,562,985	3,186,262	2,379,197	2,216,920	88,16,865	62,27,467	1,17,09,330	71,74,284	57,37,898
Waste and Nolls (H. O)—(a)										
Japan	10,687	4,000	8,000	..	4,795	28,405	11,588	16,942	..	8,404
Other Foreign Countries	20	50	30	200
TOTAL FOREIGN COUNTRIES	10,687	4,050	8,000	..	4,795	28,435	11,788	16,942	..	8,404
<i>Share of Bengal</i>	<i>..</i>	<i>50</i>	<i>..</i>	<i>..</i>	<i>4,795</i>	<i>..</i>	<i>200</i>	<i>..</i>	<i>..</i>	<i>8,404</i>
<i>" Bombay</i>	<i>10,687</i>	<i>4,000</i>	<i>8,000</i>	<i>..</i>	<i>..</i>	<i>28,405</i>	<i>11,588</i>	<i>16,942</i>	<i>..</i>	<i>..</i>
<i>" Burma</i>	<i>20</i>	<i>..</i>	<i>..</i>	<i>..</i>	<i>..</i>	<i>30</i>	<i>..</i>	<i>..</i>	<i>..</i>	<i>..</i>
TOTAL	10,687	4,050	8,000	..	4,795	28,435	11,788	16,942	..	8,404
Silk Yarn, Nolls, and Warps (H. R)—(b)										
United Kingdom (including Channel Islands)	81,413	62,013	269,630	267,925	—	1,30,802	1,70,051	6,57,864	4,29,891	—
Other British Possessions	2,183	..	4,228	100	—	1,560	..	4,980	200	—
TOTAL BRITISH EMPIRE	83,596	62,013	263,857	268,025	—	1,32,362	1,70,051	6,62,844	4,30,091	—
Poland (including Danzig)	4,180	—	15,735	—
Germany	89,704	37,440	27,500	3	—	4,11,973	1,48,476	99,495	10	—
Netherlands	6,000	—	6,919	—
Belgium	14,162	129,792	87,317	60,945	—	25,438	1,27,208	72,502	53,620	—
France	78,818	111,300	72,777	20,461	—	1,75,194	2,39,233	1,79,164	85,708	—
Portugal (including Azores and Madaira)	3,850	—	13,749	—
Switzerland	128,582	238,952	96,091	..	—	5,79,724	10,73,891	3,08,664	..	—
Italy (including Fiume)	432,264	621,997	662,359	248,899	—	15,95,162	19,21,649	23,61,478	5,13,268	—
Austria	1,650	—	8,010	—
China (exclusive of Hongkong and Macao)	893,793	342,873	413,533	615,026	—	12,07,463	9,28,590	11,15,710	14,60,498	—
Japan	237,825	115,997	1,186,745	814,322	—	9,24,028	5,08,482	40,35,584	21,79,716	—
Other Foreign Countries	9	2	—	53	10	—
TOTAL FOREIGN COUNTRIES	1,899,502	1,648,353	2,746,322	1,759,656	—	59,54,343	49,47,539	61,72,797	42,43,820	—

(a) Nolls shown with silk yarn up to 1933-34.
(b) subdivided from 1934-35.

No. 10—continued

ARTICLES AND COUNTRIES OF CONSIGNMENT; ALSO SHARE OF EACH PROVINCE	QUANTITY					VALUE				
	1930-31	1931-32	1932-33	1933-34	1934-35	1930-31	1931-32	1932-33	1933-34	1934-35
						R	R	R	R	R
Textiles—continued										
Silk—continued										
<i>Silk Yarn, Nolls, and Warps (III. R)*—contd.</i>	Lbs.	Lbs.	Lbs.	Lbs.						
Share of Bengal . . .	228,909	185,411	254,090	284,625	—	6,90,559	4,82,217	9,50,682	6,09,750	—
" Bombay . . .	1,117,620	1,449,629	2,682,419	1,626,359	—	43,60,787	43,26,353	75,04,534	37,66,126	—
" Sind . . .	77,047	105,404	172,619	113,041	—	2,31,019	3,08,789	3,65,863	2,30,466	—
" Madras . . .	816	22	1,061	3,156	—	3,710	231	4,562	7,569	—
" Burma . . .	7	—	30	—
TOTAL	1,424,998	1,710,306	3,010,189	2,027,681	—	51,96,505	51,17,590	88,35,641	46,73,911	—
Made from Silk other than waste or nolls (III. R) (a)—					Lbs.					
United Kingdom (including Channel Islands) . . .	—	—	—	—	1,916	—	—	—	—	0,305
Japan . . .	—	—	—	—	120,426	—	—	—	—	4,86,419
Other Foreign Countries . . .	—	—	—	—	880	—	—	—	—	697
TOTAL FOREIGN COUNTRIES	—	—	—	—	127,306	—	—	—	—	4,87,116
Share of Bengal . . .	—	—	—	—	126,543	—	—	—	—	4,90,410
" Sind . . .	—	—	—	—	698	—	—	—	—	3,355
" Madras . . .	—	—	—	—	1,100	—	—	—	—	2,006
" Burma . . .	—	—	—	—	881	—	—	—	—	711
TOTAL	—	—	—	—	129,222	—	—	—	—	4,06,511
Made from Silk waste or nolls (III. R) (a)—					Lbs.					
United Kingdom (including Channel Islands) . . .	—	—	—	—	585,217	—	—	—	—	9,42,884
Other British Possessions . . .	—	—	—	—	350	—	—	—	—	1,228
TOTAL BRITISH EMPIRE	—	—	—	—	585,567	—	—	—	—	9,44,112
France . . .	—	—	—	—	25,238	—	—	—	—	51,752
Switzerland . . .	—	—	—	—	8,467	—	—	—	—	8,516
Italy (including Fiume) . . .	—	—	—	—	846,800	—	—	—	—	7,68,387
China (exclusive of Hongkong and Macao) . . .	—	—	—	—	492,019	—	—	—	—	12,77,460
Japan . . .	—	—	—	—	1,708,263	—	—	—	—	42,69,550
Other Foreign Countries . . .	—	—	—	—	2,428	—	—	—	—	4,202
TOTAL FOREIGN COUNTRIES	—	—	—	—	2,578,274	—	—	—	—	63,74,957
Share of Bengal . . .	—	—	—	—	481,753	—	—	—	—	9,74,747
" Bombay . . .	—	—	—	—	2,424,843	—	—	—	—	68,13,070
" Sind . . .	—	—	—	—	229,970	—	—	—	—	4,58,925
" Madras . . .	—	—	—	—	1,345	—	—	—	—	7,175
" Burma . . .	—	—	—	—	25,930	—	—	—	—	65,152
TOTAL	—	—	—	—	3,163,841	—	—	—	—	78,10,660
Manufactures—										
Goods of silk mixed with other materials (III. R)—	Yards	Yards	Yards	Yards	Yards					
United Kingdom (including Channel Islands) . . .	192,449	185,152	249,589	132,144	212,978	3,25,360	2,31,517	2,03,984	1,82,305	2,48,539
Ceylon (excluding Maldives) . . .	20	105	6,238	1,200	68,509	15	157	2,560	577	32,338
Straits Settlements . . .	2,709	2,682	3,158	2,226	27,012	4,638	3,542	2,009	1,305	11,232
Hongkong . . .	3,395	2,115	19,192	4,822	4,448	4,411	1,897	13,510	2,590	8,118
Other British Possessions . . .	914	1,155	1,396	914	585	880
TOTAL BRITISH EMPIRE	199,487	190,254	278,472	141,608	814,343	3,35,338	2,37,108	3,12,153	1,87,452	2,98,162

* Sub-divided from 1934-35.
(a) Separately recorded from 1934-35.

ARTICLES, AND COUNTRIES OF CONSIGNMENT; ALSO SHARE OF EACH PROVINCE	QUANTITY					VALU				
	1930-31	1931-32	1932-33	1933-34	1934-35	1930-31	1931-32	1932-33	1933-34	1934-35
<i>Textiles—continued</i>						R	R	R	R	R
<i>Silk—continued</i>										
<i>Manufactures—continued</i>										
Goods of Silk mixed with other materials (III. R)— <i>continued</i>	Yds.	Yds.	Yds.	Yds.	Yds.					
Norway	470	7,425
Germany	149,447	170,083	257,563	242,760	397,114	2,36,542	2,57,197	3,77,407	3,06,345	3,88,070
Belgium	9,458	512	5,165	..	9,157	10,430	755	8,388	..	9,843
France	20,360	53,793	46,704	35,483	29,083	67,807	1,04,602	95,714	95,203	80,082
Switzerland	6,792	10,946	6,007	22,585	13,273	33,211	39,449	28,013	74,084	35,657
Italy (including Fiume)	30,002	30,024	85,288	64,712	41,632	50,492	32,332	74,220	63,726	60,436
China (exclusive of Hongkong and Macao)	179,185	576,502	832,938	1,293,349	820,665	1,97,937	5,13,736	6,28,569	6,04,971	4,74,565
Japan	3,973,848	4,053,284	3,351,122	3,043,478	11,744,117	13,60,050	13,30,379	27,79,137	40,72,572	60,44,493
United States of America— Vid Atlantic Coast	1,692	2,183	184,312	..	5	1,454	933	87,849	..	10
" Pacific "	320	120
Other Foreign Countries	20,230	1,104	5,014	3,424	1,946	4,686	3,711	8,075	4,733	4,236
TOTAL FOREIGN COUNTRIES	4,400,754	4,899,391	9,824,800	9,711,701	13,056,902	24,74,654	27,43,094	40,36,872	63,11,614	70,97,381
<i>Share of Bengal</i>	1,222,247	1,140,279	2,675,877	1,310,356	216,376	5,61,393	4,47,335	6,31,340	4,12,814	1,36,010
" Bombay "	1,052,839	2,455,733	4,774,668	7,196,175	11,795,165	10,30,828	17,92,769	27,37,141	42,52,336	63,20,555
" Sind "	104,553	136,186	165,676	88,384	303,207	1,53,744	1,87,602	1,83,529	1,11,429	2,83,365
" Madras "	71,224	497,904	752,603	392,247	389,643	50,544	2,22,343	2,35,572	1,71,101	1,85,951
" Burma "	3,149,378	369,544	1,734,548	866,737	649,944	16,13,480	3,70,118	5,61,443	5,45,389	4,68,402
TOTAL { Yards* —Lbs.	4,000,241	5,039,645	10,103,272	9,853,399	13,371,395 1,786,141	23,09,087	30,20,197	43,40,025	54,99,066	73,93,483
<i>Hosiery—Socks and stockings made chiefly of Silk (III.R)(a)—</i>					Lbs. —Doz. pair					
United Kingdom (including Channel Islands)	—	—	—	—	2,576 —3,633	—	—	—	—	30,238
Mauritius and Dependencies	—	—	—	—	344 —358	—	—	—	—	6,065
Other British Possessions	—	—	—	—	22 —28	—	—	—	—	329
TOTAL BRITISH EMPIRE	—	—	—	—	2,942 —4,019	—	—	—	—	36,632
United States of America— Vid Atlantic Coast	—	—	—	—	2,989 —3,016	—	—	—	—	49,100
" Pacific "	—	—	—	—	1 —1	—	—	—	—	25
Other Foreign Countries	—	—	—	—	1,768 —2,162	—	—	—	—	10,917
TOTAL FOREIGN COUNTRIES	—	—	—	—	4,748 —5,179	—	—	—	—	60,042
<i>Share of Bengal</i>	—	—	—	—	1,779 —1,891	—	—	—	—	38,213
" Bombay "	—	—	—	—	4,032 —5,514	—	—	—	—	40,107
" Sind "	—	—	—	—	1,178 —1,133	—	—	—	—	13,241
" Madras "	—	—	—	—	136 —136	—	—	—	—	9,123
" Burma "	—	—	—	—	515 —475	—	—	—	—	7,991
TOTAL	—	—	—	—	7,609 —9,198	—	—	—	—	96,674
<i>Silk piecegoods (III. R)—</i>										
United Kingdom (including Channel Islands)	Yards	Yards	Yards	Yards	Yards					
Ceylon (excluding Maldives)	26,607	147,516	91,993	48,224	86,723	63,445	1,63,565	85,497	63,095	55,405
Straits Settlements	8,721	24,731	20,184	20,674	204,687	16,256	42,458	24,299	23,920	80,727
Hongkong	57,933	83,288	21,805	25,752	85,259	37,054	23,113	19,608	23,982	47,926
Kenya Colony	97,923	92,726	129,023	909,705	628,182	1,37,641	89,068	1,02,778	3,41,244	2,42,615
Other British Possessions	8,154	5,861	4,685	2,966	1,537	8,174	5,859	4,685	2,966	1,537
Other Foreign Countries	4,509	5,001	3,317	4,597	3,329	4,591	5,190	3,320	4,762	2,311
TOTAL BRITISH EMPIRE	203,847	314,123	270,957	1,011,918	1,010,217	2,67,161	3,34,243	2,40,196	4,64,928	4,30,521

* Quantity in lbs. shown from 1934-35.
(a) Separately recorded from 1934-35.

No. 10—continued

ARTICLES, AND COUNTRIES OF CONSIGNMENT; ALSO SEARE OF EACH PROVINCE	QUANTITY					VALUE				
	1930-31	1931-32	1932-33	1933-34	1934-35	1930-31	1931-32	1932-33	1933-34	1934-35
Textiles—continued										
Silk—continued										
Manufactures—continued										
Silk piece-goods (III. R)—continued										
Germany	20,055	1,772	3,212	14,196	1,789	13,190	10,319	8,142	10,755	2,144
Belgium	361,283	82,833	74,806	35,407	5,761	2,29,944	50,612	66,697	27,224	3,660
France	28,720	14,639	8,132	9,232	17,279	1,04,192	54,707	58,484	33,020	22,512
Switzerland	12,191	8,040	16,320	31,355	15,351	61,727	34,061	68,024	68,597	48,818
Italy (including Fiume)	9,292	837	827	396	2,878	15,394	1,147	2,054	1,038	23,042
Iran	389	46	135	74	22,880	4,844	96	135	72	25,307
Java	193	10,127	..	100	236	215	5,327	..	68	203
French Indo-China	135	8,680	167	201	..	805	8,904	155	122	..
China (exclusive of Hong-kong and Macao)	8,279,347	7,735,673	7,812,465	5,746,229	4,462,081	59,84,809	49,25,348	43,82,762	28,64,833	18,73,563
Japan	7,834,662	11,744,663	20,708,103	34,269,066	27,796,539	60,00,405	71,89,433	1,32,96,584	1,47,39,277	1,00,69,017
Other Foreign Countries	2,711	2,785	2,803	5,206	4,713	4,036	6,215	2,709	6,270	6,748
TOTAL FOREIGN COUNTRIES	16,550,934	19,610,100	34,686,974	40,111,462	32,929,507	1,24,19,091	1,22,86,168	1,78,50,766	1,77,51,346	1,20,89,899
Share of Bengal	1,330,388	1,625,933	1,695,936	744,451	393,798	13,87,492	10,77,235	8,09,699	3,56,025	1,31,573
„ Bombay	11,886,216	16,213,635	29,352,466	36,404,480	23,418,627	39,36,629	1,00,40,244	1,32,41,736	1,60,06,683	1,06,49,227
„ Sind	493,161	105,621	150,066	176,735	349,670	4,02,926	97,600	1,04,127	95,722	1,66,966
„ Madras	725,466	734,216	1,177,041	1,650,779	1,353,691	6,14,934	6,34,059	7,70,376	9,80,170	3,00,693
„ Burma	1,819,603	1,339,916	2,682,422	2,147,935	2,824,138	12,89,372	7,71,373	11,64,324	7,77,674	7,22,121
TOTAL (a) { Yards —lba.	16,754,881	19,924,223	34,967,931	41,123,380	33,339,724	1,26,86,262	1,26,20,411	1,80,90,062	1,82,16,274	1,25,20,420
Thread for sewing (III. R)—										
United Kingdom (including Channel Islands)	5,590	6,851	5,384	3,511	3,730	84,488	80,383	69,874	63,517	54,778
Other British Possessions	52	38	60	78	73	748	412	673	942	886
TOTAL BRITISH EMPIRE	5,642	6,889	5,444	3,589	3,803	85,234	80,795	70,547	64,459	55,664
Japan	6,114	4,309	..	1,446	154	64,620	40,441	..	3,085	827
Other Foreign Countries	37	40	17	381	4	1,387	437	166	5,212	33
TOTAL FOREIGN COUNTRIES	6,151	4,249	17	1,827	158	66,007	40,878	166	13,297	920
Share of Bengal	6,276	4,736	1,486	1,469	963	68,360	51,667	11,471	12,866	10,474
„ Bombay	4,910	4,937	3,686	2,972	2,347	70,061	62,158	51,335	43,823	35,469
„ Sind	279	307	171	573	339	6,489	5,144	3,169	4,635	6,081
„ Madras	194	70	107	279	147	4,674	1,333	2,514	4,736	2,626
„ Burma	134	82	112	123	166	1,767	971	1,684	1,762	1,925
TOTAL	11,708	10,138	5,461	5,416	3,961	1,51,241	1,21,673	70,713	67,756	56,534
Other sorts (III. R)—										
United Kingdom (including Channel Islands)	8,567	8,687	12,190	16,604	3,792	59,743	82,341	63,320	31,366	22,491
Ceylon (excluding Maldives)	1,002	109	346	115	240	13,304	1,774	2,262	1,120	2,413
Hongkong	786	594	366	156	72	5,771	4,273	2,400	1,488	424
Canada— Via Atlantic Coast	336	440	2	28	..	6,580	5,370	8	300	..
„ Pacific „	90	1,874	..
Other British Possessions	276	659	520	412	99	2,239	4,218	3,321	1,617	656
TOTAL BRITISH EMPIRE	10,966	10,393	13,424	17,495	4,203	89,602	98,470	71,811	37,854	26,014

(a) Quantity in lbs. shown from 1934-35

GENERAL IMPORTS

(454)

No. 10—continued

ARTICLES, AND COUNTRIES OF CONSIGNMENT; ALSO SHARE OF EACH PROVINCE	QUANTITY					VALUE				
	1930-31	1931-32	1932-33	1933-34	1934-35	1930-31	1931-32	1932-33	1933-34	1934-35
Textiles—continued										
Silk—continued										
Manufactures—continued										
Other sorts (III. R) —continued	Lbs.	Lbs.	Lbs.	Lbs.	Lbs.	R	R	R	R	R
Germany	707	778	3,588	440	174	4,171	4,952	8,644	2,187	683
Belgium	8,347	8,671	4,671	1,743	1,100	17,104	12,902	10,763	2,682	920
China (exclusive of Hongkong and Macao)	2,134	5,961	7,112	970	5,985	14,484	29,058	26,000	6,789	8,029
Japan	4,941	6,097	14,478	16,589	15,676	51,184	80,537	60,404	69,805	34,597
United States of America—										
<i>Via Atlantic Coast</i>	6,031	5,289	4,296	5,837	334	1,26,620	86,240	79,205	55,510	5,323
<i>" Pacific</i> "	84	106	50	56	..	1,390	3,013	984	1,149
Other Foreign Countries	6,777	1,220	1,334	317	423	10,076	3,430	5,229	2,844	3,545
TOTAL FOREIGN COUNTRIES	28,937	28,050	35,070	25,952	28,748	2,23,569	1,66,509	1,92,748	1,41,001	54,196
<i>Share of Bengal</i>	29,921	21,788	18,301	10,749	13,904	76,194	1,00,353	92,124	66,222	37,238
<i>" Bombay</i>	10,550	10,399	20,919	21,421	11,085	91,320	71,517	1,06,042	94,671	17,249
<i>" Sind</i>	1,685	1,782	7,028	7,395	237	26,681	25,989	81,267	27,526	3,872
<i>" Madras</i>	1,491	1,167	479	1,013	1,681	25,558	11,402	5,834	13,281	13,663
<i>" Burma</i>	5,196	3,304	2,467	2,869	1,144	93,538	37,724	28,798	27,155	8,158
TOTAL	39,843	38,433	48,494	43,447	27,951	3,13,191	2,36,985	2,64,059	2,28,855	80,210
Total value of Silk Manufactures (including Silk Yarn, etc.)—										
United Kingdom (including Channel Islands)	—	—	—	—	—	6,63,641	6,98,357	11,71,039	8,16,263	13,13,730
Ceylon (excluding Maldives)	—	—	—	—	—	81,636	41,384	29,121	25,826	1,16,478
Straits Settlements	—	—	—	—	—	48,639	35,873	25,037	26,404	61,129
Hongkong	—	—	—	—	—	1,50,101	95,635	1,24,332	3,46,246	2,47,209
Kenya Colony	—	—	—	—	—	9,105	5,859	4,685	3,026	1,537
Canada—										
<i>Via Atlantic Coast</i>	—	—	—	—	—	6,580	5,870	—	390	6,065
<i>" Pacific</i> "	—	—	—	—	—	1,874	..
Other British Possessions	—	—	—	—	—	4,891	5,190	3,329	5,755	3,292
TOTAL BRITISH EMPIRE	—	—	—	—	—	9,09,492	8,90,668	13,57,651	12,24,784	17,98,440
Norway	—	—	—	—	—	7,425
Poland (including Danzig)	—	—	—	—	—	15,735
Germany	—	—	—	—	—	6,65,998	4,20,944	4,93,793	3,19,390	3,93,576
Netherlands	—	—	—	—	—	6,998	..	365	105	..
Belgium	—	—	—	—	—	2,84,181	1,01,477	1,48,330	83,786	18,605
France	—	—	—	—	—	3,46,020	3,99,292	3,14,845	1,71,612	1,56,371
Portugal (including Azores and Madeira)	—	—	—	—	—	18,749
Switzerland	—	—	—	—	—	6,84,630	11,49,806	4,08,314	1,42,700	88,584
Italy (including Fiume)	—	—	—	—	—	16,63,572	19,55,514	24,87,888	5,78,421	8,52,172
Austria	—	—	—	—	—	13,217	1,455	5,023	5,267	7,635
Czechoslovakia	—	—	—	—	—	755	5,951	1,612	1,395	708
Iran	—	—	—	—	—	4,844	111	140	75	25,307
Java	—	—	—	—	—	215	5,327	..	68	403
French Indo-China	—	—	—	—	—	305	8,904	155	182	10
China (exclusive of Hongkong and Macao)	—	—	—	—	—	74,04,783	68,96,913	61,52,071	50,27,599	36,33,682
Japan	—	—	—	—	—	89,01,182	95,99,272	2,01,71,784	2,10,69,455	2,09,29,918
United States of America—										
<i>Via Atlantic Coast</i>	—	—	—	—	—	1,29,580	87,551	1,16,689	55,701	54,446
<i>" Pacific</i> "	—	—	—	—	—	120	1,811	3,043	984	1,174
Other Foreign Countries	—	—	—	—	—	2,725	1,860	3,952	4,388	3,920
TOTAL FOREIGN COUNTRIES	—	—	—	—	—	2,02,37,684	2,02,26,188	3,02,52,849	2,74,61,078	2,61,64,511

No. 10—continued

ARTICLES, AND COUNTRIES OF CONSIGNMENT; ALSO SHARE OF EACH PROVINCE	QUANTITY					VALUE				
	1930-31	1931-32	1932-33	1933-34	1934-35	1930-31	1931-32	1932-33	1933-34	1934-35
Textiles—continued										
<i>Silk—concluded</i>						R	R	R	R	R
<i>Manufactures—concluded</i>										
<i>Total value of Silk Manu- factures (including Silk Yarn, etc.)—continued</i>										
<i>Share of Bengal . . .</i>	—	—	—	—	—	26,79,388	21,59,707	26,05,516	16,17,666	18,63,994
“ <i>Bombay . . .</i>	—	—	—	—	—	1,46,49,623	1,62,93,071	2,66,41,338	2,41,69,644	2,28,75,777
“ <i>Sind . . .</i>	—	—	—	—	—	3,20,758	6,25,124	6,87,946	4,69,726	9,40,746
“ <i>Madras . . .</i>	—	—	—	—	—	6,99,320	8,69,868	10,18,868	11,76,867	10,13,245
“ <i>Burma . . .</i>	—	—	—	—	—	23,98,057	11,69,036	17,66,743	13,51,970	12,74,490
TOTAL	—	—	—	—	—	2,11,47,170	2,11,16,856	3,16,10,400	2,86,85,862	2,79,62,951
Total value of Silk, Raw and Manufactures	—	—	—	—	—	2,99,92,476	2,73,56,111	4,33,36,631	3,58,60,146	3,37,09,253
Wool—										
Raw (H. P)—	Lbs.	Lbs.	Lbs.	Lbs.	Lbs.					
United Kingdom (including Channel Islands) . . .	419,770	973,512	2,127,531	1,539,882	2,248,670	4,93,015	8,71,470	18,24,994	14,30,787	18,42,013
Bahrain Islands . . .	15,345	19,488	5,264	6,944	2,808	6,600	4,530	1,505	1,800	1,190
Commonwealth of Australia .	1,613,200	2,915,705	3,050,870	2,831,130	3,043,637	9,93,039	16,14,818	18,10,348	18,02,721	20,94,714
New Zealand . . .	7,218	106,858	72,949	23,322	..	4,375	40,486	31,786	11,762	..
Other British Possessions	15,792	4,230
TOTAL BRITISH EMPIRE	2,055,548	4,015,063	5,272,406	4,400,778	5,301,165	14,97,029	24,31,304	36,72,863	32,47,060	39,37,917
Germany	3,360	44,688	6,384	1,500	10,000	1,119
Maskat Territory and Trucial Oman	88,872	58,364	66,504	34,863	27,551	20,635	11,865	11,675	6,365	5,768
Other Native States in Arabia	16,800	115,192	160,730	11,424	24,584	6,600	25,870	1,03,900	2,620	7,000
Iraq	31,024	502,764	396,316	2,576	236,980	26,300	1,38,900	1,19,892	870	73,600
Iran	879,383	1,954,865	1,293,179	648,072	394,941	3,03,111	4,01,510	3,02,490	1,51,334	1,10,852
Other Foreign Countries . .	470	..	808	1,144	..	227	..	228	1,130	..
TOTAL FOREIGN COUNTRIES	1,019,909	2,676,873	1,918,971	698,084	633,959	3,56,828	6,73,145	5,39,325	1,62,619	1,97,100
<i>Share of Bengal . . .</i>	1,413,961	2,473,519	2,868,635	2,554,145	2,731,614	8,72,224	12,60,375	18,08,829	16,89,455	20,13,933
“ <i>Bombay . . .</i>	1,436,801	3,897,328	3,622,234	1,994,098	2,516,292	8,37,423	16,04,530	18,23,871	12,45,598	15,21,552
“ <i>Sind . . .</i>	224,695	315,009	695,408	249,958	667,446	1,44,205	2,44,450	5,79,370	3,37,907	5,65,570
“ <i>Madras . . .</i>	300,561	60,872	1,35,491	33,462
“ <i>Burma . . .</i>	..	50	100	100	64	118	128	..
TOTAL	3,075,457	6,690,936	7,186,377	5,093,862	6,985,124	18,53,852	31,09,449	42,12,188	34,09,579	41,35,017

GENERAL IMPORTS

(456)

No. 10—continued

ARTICLES, AND COUNTRIES OF CONSIGNMENT; ALSO SHARE OF EACH PROVINCE	QUANTITY					VALUE				
	1930-31	1931-32	1932-33	1933-34	1934-35	1930-31	1931-32	1932-33	1933-34	1934-35
Textiles—continued										
Wool—continued	Lbs.	Lbs.	Lbs.	Lbs.	Lbs.	R	R	R	R	R
<i>Yarn and knitting wool</i> (III. S)—										
Worsted yarn for weaving (III. S)—										
United Kingdom (including Channel Islands)	194,980	182,021	160,420	300,471	227,540	2,98,427	1,91,568	2,10,142	2,02,189	2,83,064
Poland (including Danzig)	210,336	253,558	344,225	78,080	27,685	4,45,226	3,90,119	5,90,300	1,58,880	86,518
Germany	81,394	113,968	79,692	15,159	7,608	2,15,195	2,41,947	1,07,735	26,445	14,788
Belgium	16,524	1,705	16,013	3,308	1,373	26,280	2,644	20,691	4,073	3,418
France	63,323	45,174	244,664	21,653	21,384	1,10,351	68,442	3,88,440	28,508	33,709
Italy (including Fiume)	442	1,276	2,095	964	2,519	6,449
Czechoslovakia	14,253	31,835
Austria	2,400	1,200	7,549	3,208
Japan	49,986	465,364	1,349,874	81,969	7,03,800	24,99,253
Other Foreign Countries	2,059	1,214	819	2,086	1,462	1,912
TOTAL FOREIGN COUNTRIES	373,977	415,605	751,554	586,034	1,410,898	8,04,601	7,12,380	12,93,520	9,25,698	25,96,134
<i>Share of Bengal</i>	<i>127,241</i>	<i>105,653</i>	<i>81,597</i>	<i>155,929</i>	<i>173,635</i>	<i>2,16,491</i>	<i>1,38,016</i>	<i>1,31,346</i>	<i>1,49,634</i>	<i>2,59,263</i>
" <i>Bombay</i>	<i>89,427</i>	<i>23,797</i>	<i>50,993</i>	<i>379,602</i>	<i>551,331</i>	<i>1,54,477</i>	<i>23,186</i>	<i>48,416</i>	<i>4,95,369</i>	<i>10,40,193</i>
" <i>Sind</i>	<i>333,201</i>	<i>430,700</i>	<i>765,426</i>	<i>348,909</i>	<i>891,090</i>	<i>6,91,266</i>	<i>7,26,652</i>	<i>13,04,818</i>	<i>5,68,572</i>	<i>16,64,460</i>
" <i>Madras</i>	<i>568</i>	<i>6,360</i>	<i>13,546</i>	<i>2,055</i>	<i>6,182</i>	<i>1,243</i>	<i>16,934</i>	<i>28,032</i>	<i>4,310</i>	<i>14,433</i>
" <i>Burma</i>	<i>18,520</i>	<i>616</i>	<i>12</i>	<i>..</i>	<i>1,200</i>	<i>39,551</i>	<i>1,260</i>	<i>50</i>	<i>..</i>	<i>1,457</i>
TOTAL	568,957	567,026	911,974	836,505	1,638,438	11,03,028	9,03,923	15,12,062	12,17,885	28,80,098
Knitting wool (III. S)—	Lbs.	Lbs.	Lbs.	Lbs.	Lbs.					
United Kingdom (including Channel Islands)	157,761	199,129	344,306	421,315	619,367	3,27,506	3,43,836	6,14,684	7,28,347	10,31,252
Other British Possessions	21	29	24	12	1	18	06	79	22	8
TOTAL BRITISH EMPIRE	157,782	199,158	344,330	421,315	619,367	3,27,524	3,43,832	6,14,763	7,28,369	10,31,255
Poland (including Danzig)	26,583	75,120	37,659	22,861	24,330	42,049	1,17,438	57,012	38,455	86,628
Germany	286,782	272,094	180,714	37,304	32,792	9,34,217	6,49,739	4,55,166	89,118	70,333
Belgium	3,207	20,710	21,145	5	13,104	7,271	43,997	37,849	12	11,938
France	53,077	164,052	100,774	3,533	472	87,982	2,31,016	2,82,878	6,984	1,748
Italy (including Fiume)	859	375	6,188	16	20	2,731	1,102	13,868	15	100
Austria	7,620	3,023	787	27,041	10,783	2,272
Czechoslovakia	275	376	21,037	994	1,059	45,389
China (exclusive of Hongkong and Macao)	795	1	5,144	103	92	1,229	10	11,308	306	367
Japan	..	3,625	187,516	324,517	1,157,670	..	9,363	2,74,722	4,79,974	20,06,989
Other Foreign Countries	974	39	481	222	297	2,990	74	6,641	808	469
TOTAL FOREIGN COUNTRIES	380,181	540,012	651,445	888,651	1,238,777	11,08,504	10,64,581	11,32,095	6,15,072	21,28,562

No. 10—continued

ARTICLES AND COUNTRIES OF CONSIGNMENT; ALSO SHARE OF EACH PROVINCE	QUANTITY					VALUE				
	1930-31	1931-32	1932-33	1933-34	1934-35	1930-31	1931-32	1932-33	1933-34	1934-35
Textiles—continued										
Wool—continued										
Yarn and knitting wool—continued										
Knitting wool (III. 8) — Share of Bengal	Lbs.	Lbs.	Lbs.	Lbs.	Lbs.	R	R	R	R	R
.. Bombay	87,996	89,867	148,897	139,829	111,103	2,56,093	2,27,375	3,45,025	2,48,171	2,46,434
.. Sind	194,524	361,874	416,416	164,482	193,343	3,91,286	5,23,554	5,71,600	2,52,743	3,13,304
.. Madras	162,705	215,508	316,515	422,987	1,435,232	4,66,021	4,69,140	6,01,372	6,38,472	78,24,793
.. Burma	31,366	27,142	27,666	37,991	39,979	1,09,897	76,218	83,331	94,748	1,03,898
.. Burma	61,372	44,794	56,281	54,677	78,557	2,10,128	1,12,226	1,95,030	1,09,907	1,71,295
TOTAL	537,968	789,170	995,775	809,066	1,858,144	14,34,028	14,08,513	17,06,858	13,44,041	31,59,817
Manufactures—										
Blankets and rugs other than floor rugs (III. 8) —	Lbs.	Lbs.	Lbs.	Lbs.	Lbs.					
United Kingdom (including Channel Islands)	66,629	59,017	59,038	87,291	115,826	1,28,278	85,775	88,136	1,07,316	1,36,712
Hongkong	3,549	3,070	2,039	1,940	7,916	11,672	5,526	6,289	4,039	12,063
Other British Possessions	2,687	947	2,136	875	1,081	3,229	2,651	2,041	753	1,551
TOTAL BRITISH EMPIRE	72,865	63,034	64,213	89,606	124,823	1,43,179	93,952	96,466	1,12,108	1,50,321
Germany	182,575	273,480	217,730	74,053	352,184	1,20,982	1,40,686	98,675	34,888	1,25,983
Belgium	4,456	11,487	47,470	..	11,441	2,567	4,921	20,766	..	6,317
France	41,886	67,476	39,232	23,519	20,927	27,332	35,489	16,884	10,196	8,738
Italy (including Fiume)	3,336,095	1,990,024	3,781,655	4,895,488	5,981,089	33,34,353	15,92,451	31,40,367	37,95,833	48,993,848
Czechoslovakia	215	893	1,208	535	4,296	546	840	2,580	1,554	6,923
Japan	234	86	18,151	33,823	152,347	591	95	15,219	43,807	1,00,440
United States of America—										
Via Atlantic Coast	18,632	2,011	506	1,632	722	12,378	3,336	1,606	3,133	1,025
" Pacific "	9	56	..	60	..	17	48	..	24	..
Other Foreign Countries	10,448	3,376	11,884	967	17,316	8,915	3,022	4,669	1,146	9,231
TOTAL FOREIGN COUNTRIES	3,594,550	2,348,339	4,112,866	5,030,072	6,540,322	35,07,676	17,80,294	33,00,756	38,90,186	53,48,505
Share of Bengal	1,838,965	1,108,217	1,637,853	2,063,285	2,993,429	16,58,515	7,26,734	11,77,420	14,88,589	22,33,758
.. Bombay	596,733	553,264	703,354	1,045,773	1,467,489	6,57,146	4,37,079	6,25,036	3,64,537	33,07,911
.. Sind	753,744	478,257	1,240,458	1,539,607	1,829,947	8,36,261	4,59,831	11,29,452	12,47,103	15,55,141
.. Madras	26,231	44,275	113,808	27,348	16,579	36,199	46,023	68,151	28,058	22,348
.. Burma	451,742	292,350	431,606	443,655	357,701	4,62,642	2,06,166	3,67,163	3,73,316	3,29,518
TOTAL	3,667,415	2,411,873	4,177,079	5,119,678	6,665,145	36,50,955	18,74,846	35,97,222	40,02,294	54,98,736
Fraids (III. 8) —										
United Kingdom (including Channel Islands)	Lbs.	Lbs.	Lbs.	Lbs.	Lbs.					
Germany	2,585	627	1,018	3,542	727	6,952	2,176	3,048	5,884	2,613
Netherlands	6,590	2,094	2,516	1,890	2,340	19,884	6,507	23,406	5,380	6,724
Czechoslovakia	2,209	2,202	2,315	1,674	845	8,325	6,924	6,505	5,039	2,880
Japan	1,409	1,607	3,530	3,835	4,226	5,710	4,337	7,271	11,141	10,141
Other Foreign Countries	672	30,060	648	6,922
TOTAL FOREIGN COUNTRIES	610	1,204	3,338	200	751	1,600	3,041	8,100	230	2,074
Share of Bengal	10,818	7,197	17,099	8,271	39,122	36,609	20,899	40,342	22,483	27,741
.. Bombay	4,475	2,060	7,159	2,369	2,285	11,260	6,497	16,206	5,059	6,654
.. Sind	786	1,435	4,248	2,415	32,075	2,842	4,321	5,547	5,559	11,640
.. Madras	3,932	3,587	3,925	3,716	2,359	26,107	10,537	12,055	11,293	7,551
.. Burma	555	656	1,399	..	12	1,625	1,581	3,945	..	36
.. Burma	3,575	36	2,038	2,322	1,618	10,737	199	5,533	6,451	4,280
TOTAL	13,403	7,824	18,717	11,813	39,840	42,561	22,985	43,390	28,872	30,359

GENERAL IMPORTS

(458)

No. 10—continued

ARTICLES, AND COUNTRIES OF CONSIGNMENT; ALSO SHARE OF EACH PROVINCE	QUANTITY					VALUE				
	1930-31	1931-32	1932-33	1933-34	1934-35	1930-31	1931-32	1932-33	1933-34	1934-35
Textiles—continued										
Wool—continued										
Manufactures—continued										
Carpets and floor rugs (III. S)—										
United Kingdom (including Channel Islands)	76,681	75,631	81,266	75,862	104,059	2,42,012	2,00,027	1,77,177	1,52,543	2,37,014
Ceylon (excluding Maldives)	409	2,607	627	186	397	807	12,458	792	277	499
Other British Possessions	2,834	6,103	1,538	1,595	6,573	6,865	8,875	4,176	3,238	11,723
TOTAL BRITISH EMPIRE	79,924	84,206	83,421	77,143	111,029	2,49,684	2,21,360	1,82,145	1,55,858	2,49,236
Germany	2,278	1,537	356	360	5,632	5,782	3,607	2,678	1,003	11,083
Belgium	176	682	3,792	12,259	5,318	184	957	4,615	14,158	6,157
France	5,454	7,451	7,386	1,341	1,919	15,450	30,818	30,062	2,693	11,262
Italy (including Fiame)	12,196	9,266	1,475	3,033	3,460	10,785	6,537	2,007	4,504	3,852
Iraq	6,411	5,974	5,447	6,112	2,381	14,830	15,408	10,377	10,582	5,096
Iran	56,842	1,45,904	77,932	14,449	9,511	1,12,572	2,07,341	70,698	18,241	14,994
China (exclusive of Hong-kong and Macao)	6,185	2,155	2,795	7,371	5,953	10,313	4,514	4,423	14,692	10,733
United States of America—										
Via Atlantic Coast	5,544	4,478	3,286	9,066	10,766	25,465	18,800	31,711	7,869	23,118
" Pacific "	112	80	..	45	..	560	160	..	134	..
Other Foreign Countries	2,189	5,340	1,864	3,953	3,705	7,946	11,235	4,557	5,573	6,241
TOTAL FOREIGN COUNTRIES	90,987	132,717	104,393	57,893	48,645	2,01,987	2,94,755	2,20,128	79,430	92,476
Share of Bengal	49,643	36,157	35,806	34,058	39,336	1,08,674	65,050	73,069	63,378	76,214
" Bombay	90,411	190,902	132,483	70,510	63,592	2,66,368	3,52,921	2,70,748	1,17,699	1,21,868
" Sind	26,894	39,317	16,555	14,668	13,623	60,601	70,192	38,909	27,724	43,950
" Madras	6,725	8,925	9,436	8,951	8,526	14,014	25,168	13,039	16,433	18,223
" Burma	3,532	1,712	3,494	6,849	30,493	5,014	2,794	6,608	10,068	22,467
TOTAL	176,311	267,013	187,314	135,036	160,574	4,51,671	5,16,115	4,02,273	2,35,297	3,41,712
Hosiery (III. S)—										
United Kingdom (including Chan nel Islands)	170,154	124,666	107,179	108,856	133,511	7,76,646	5,57,810	4,57,647	4,63,831	5,49,230
Hongkong	9,527	3,189	5,232	544	1,545	38,038	5,730	17,012	1,421	2,433
Other British Possessions	119	428	293	7	9	692	741	1,789	27	26
TOTAL BRITISH EMPIRE	179,800	128,283	112,620	109,407	135,065	8,15,376	5,64,281	4,76,668	4,65,279	5,51,739
Germany	16,227	6,900	1,414	12	372	68,487	25,009	5,230	55	2,269
France	9,288	2,321	143	2	36	50,746	14,624	1,155	10	497
Czechoslovakia	1,090	118	150	20	..	5,772	862	521	94	..
Japan	12,620	17,307	150,230	169,987	269,285	23,143	50,180	2,05,916	4,10,310	6,66,214
Other Foreign Countries	1,812	2,458	1,278	1,208	4,075	8,924	8,208	3,117	6,714	4,665
TOTAL FOREIGN COUNTRIES	41,037	29,104	158,215	171,729	273,768	1,57,072	1,04,833	2,15,093	4,17,033	6,73,615
Share of Bengal	62,221	33,473	118,845	106,735	197,072	2,51,252	1,56,729	2,39,799	3,54,767	5,65,697
" Bombay	61,128	64,379	90,324	103,373	144,609	1,93,523	2,58,328	2,24,490	2,59,118	3,86,465
" Sind	60,485	35,156	23,199	36,463	42,164	3,04,388	1,47,163	95,351	1,46,468	1,83,056
" Madras	5,220	4,450	1,910	3,208	3,471	17,576	15,157	8,210	9,829	13,462
" Burma	41,786	19,927	31,057	32,357	21,617	2,65,705	92,237	1,23,660	1,12,170	76,074
TOTAL	220,837	157,387	265,835	231,136	468,833	9,72,448	6,69,114	6,92,501	8,82,362	12,25,354
Piecegoods (III. S)—										
United Kingdom (including Channel Islands)	2,040,433	1,311,689	2,798,787	3,181,372	2,077,705	47,70,543	24,77,685	52,47,579	57,44,260	40,63,540
Federated Malay States	4,004	6,399
Hongkong	263	95	7,500	266	185	321	95	18,276	177	176
Other British Possessions	6,254	9,410	5,233	7,760	6,455	7,705	13,484	6,931	9,216	6,012
TOTAL BRITISH EMPIRE	2,046,953	1,321,394	2,811,615	3,189,338	2,088,349	47,78,569	24,91,264	52,72,786	57,53,353	40,66,127

ARTICLES, AND COUNTRIES OF CONSIGNMENT; ALSO SHARE OF EACH PROVINCE	QUANTITY					VALUE				
	1930-31	1931-32	1932-33	1933-34	1934-35	1930-31	1931-32	1932-33	1933-34	1934-35
Textiles—continued						R	R	R	R	R
Wool—continued										
Manufactures—continued										
Piece-goods (III. S)—continued	Yards	Yards	Yards	Yards	Yards					
Sweden	18,576	26,010
Poland (including Danzig)	26,186	..	170,113	295,763	29,070	34,547	..	2,03,509	3,25,897	42,120
Germany	490,703	254,634	401,902	309,137	432,262	8,10,210	4,15,338	8,76,150	6,47,809	7,64,527
Netherlands	121,985	88,125	59,122	33,942	25,416	8,66,482	2,38,022	1,59,746	87,242	65,406
Belgium	106,210	78,934	504,251	539,764	22,483	3,89,077	1,48,180	5,55,871	4,56,767	40,852
France	2,066,367	2,036,216	4,561,869	2,742,856	662,648	24,01,137	16,10,046	34,29,798	17,43,029	4,23,360
Switzerland	28,522	1,977	27,797	54,783	109,237	33,436	2,274	89,914	71,018	1,46,455
Italy (including Fiume)	2,017,031	1,385,838	3,607,710	2,123,412	192,856	25,30,808	15,16,208	42,13,933	22,62,206	3,52,749
Austria	5,437	8,533	6,944	3,074	63,704	19,370	17,933	12,808	4,900	96,405
Czechoslovakia	143,247	184,546	300,213	58,246	26,098	3,19,110	3,25,486	5,27,500	1,17,270	60,565
Iran	1,173	62	10,314	59	4,140	1,952	250	8,120	87	1,374
Siam	14,094	14	..	8,423	21
Japan	567,975	121,390	1,412,661	2,090,419	6,859,716	2,92,101	72,718	7,78,404	15,47,222	78,06,105
Portuguese East Africa	188	136	224	3,941	23	210	136	224	5,473	23
Other Foreign Countries	2,929	704	8,926	1,193	466	2,941	1,532	3,832	2,131	706
TOTAL FOREIGN COUNTRIES	5,672,447	4,194,160	11,135,146	8,346,578	8,427,731	72,07,379	43,83,512	1,08,39,399	72,73,135	93,16,248
Share of Bengal	1,572,751	1,077,186	2,182,521	2,684,310	2,036,348	24,12,581	13,82,004	33,66,038	21,29,654	23,52,521
“ Bombay	2,176,731	1,447,426	3,736,348	4,131,157	4,783,314	38,89,661	23,70,029	58,22,923	62,17,242	70,53,313
“ Sind	2,437,495	2,761,328	6,634,846	4,484,796	2,724,058	31,30,145	27,12,410	62,63,103	37,34,625	33,30,614
“ Madras	73,386	38,990	179,877	210,221	207,140	1,43,423	77,116	1,87,041	1,84,661	1,85,466
“ Burma	1,459,037	190,725	1,213,170	624,892	764,720	24,10,146	3,33,218	14,79,440	7,70,466	10,46,631
TOTAL { yds.(a) =lbs.	7,719,400	5,515,554	13,946,761	11,535,916	10,516,080 =4,785,038	1,19,85,948	68,74,776	1,61,12,545	1,30,28,738	1,39,82,375
Goods of wool mixed with other materials (III. S) (b)—					Yards.					
United Kingdom (including Channel Islands)	—	—	—	—	2,125,573	—	—	—	—	29,46,826
Poland (including Danzig)	—	—	—	—	109,740	—	—	—	—	1,58,433
Germany	—	—	—	—	58,322	—	—	—	—	1,00,074
Netherlands	—	—	—	—	4,026	—	—	—	—	6,147
Belgium	—	—	—	—	45,126	—	—	—	—	66,824
Switzerland	—	—	—	—	12,922	—	—	—	—	17,344
Italy (including Fiume)	—	—	—	—	447,075	—	—	—	—	3,72,689
Czechoslovakia	—	—	—	—	3,020	—	—	—	—	5,659
Japan	—	—	—	—	400,080	—	—	—	—	4,96,832
Other Foreign Countries	—	—	—	—	3,067	—	—	—	—	4,330
TOTAL FOREIGN COUNTRIES	—	—	—	—	1,092,984	—	—	—	—	12,28,533
Share of Bengal	—	—	—	—	1,181,412	—	—	—	—	11,39,346
“ Bombay	—	—	—	—	1,263,646	—	—	—	—	19,04,333
“ Sind	—	—	—	—	577,425	—	—	—	—	8,25,196
“ Madras	—	—	—	—	17,049	—	—	—	—	29,194
“ Burma	—	—	—	—	179,025	—	—	—	—	2,77,365
TOTAL { yds. =lbs.	—	—	—	—	3,218,557 =1,880,165	—	—	—	—	41,75,424
Shawls (III. S)—										
United Kingdom (including Channel Islands)	No. 14,147	No. 2,504	No. 10,865	No. 8,908	No. 1,770	74,944	12,018	37,402	24,433	4,710
Other British Possessions	50	563	22	62	102	346	2,454	113	181	413
TOTAL BRITISH EMPIRE	14,197	3,067	10,887	8,970	1,872	75,290	14,472	37,515	24,614	5,123
Germany	223,494	113,689	186,982	171,456	143,867	9,56,114	4,98,288	7,90,185	7,49,015	6,74,359
Belgium	1,340	..	2,613	90	..	6,239	..	7,254	591	..
France	23,075	4,015	22,902	8,893	2,575	59,961	8,198	68,241	20,855	8,328
Switzerland	224	..	425	154	2,300	2,013	..	565	7,092	9,776
Italy (including Fiume)	129,869	40,574	56,546	35,197	21,071	3,12,848	75,266	1,20,008	85,010	68,109

(a) Quantity in lbs. shown from 1934-35.
(b) Separately recorded from 1934-35.

No. 10—continued

ARTICLES, AND COUNTRIES OF CONSIGNMENT ALSO SHARE OF EACH PROVINCE	QUANTITY					VALUE				
	1930-31	1931-32	1932-33	1933-34	1934-35	1930-31	1931-32	1932-33	1933-34	1934-35
Textiles—continued										
Wool—continued										
Manufactures—continued										
Shawls (III. S)—continued	No.	No.	No.	No.	No.					
Austria	224	828	736	5,042
Japan	2,476	58,338	108,495	243,952	..	2,723	58,301	1,14,262	4,25,780
Other Foreign Countries	13	60	3	360	..	78	465	1,292	1,488	..
TOTAL FOREIGN COUNTRIES	878,239	160,803	327,404	322,645	414,001	13,38,100	5,79,848	10,46,146	9,23,533	11,91,396
Share of Bengal	170,200	90,427	70,934	34,706	38,143	6,22,371	2,78,149	2,48,696	1,23,930	1,44,519
" Bombay	37,089	9,757	24,632	43,437	74,649	1,96,212	47,229	1,31,423	2,01,262	3,32,525
" Sind	56,860	24,800	70,073	69,464	53,860	3,07,436	1,49,447	3,50,102	3,21,623	4,00,430
" Madras	18,399	30,243	45,934	50,746	46,183	82,912	1,04,550	1,78,642	1,64,499	1,61,731
" Burma	109,897	8,663	126,718	133,312	173,078	2,04,468	14,645	1,74,798	1,36,933	1,57,012
TOTAL	892,436	163,890	338,261	331,615	4,15,963	14,13,399	5,94,320	10,83,661	9,48,147	11,90,519
Other ports (III. S)—										
United Kingdom (including Channel Islands)	Lbs. 99,948	Lbs. 191,993	Lbs. 342,355	Lbs. 320,823	Lbs. 219,565	1,06,488	1,82,097	3,32,709	3,39,027	1,20,528
Other British Possessions	1,597	1,193	1,402	550	436	3,885	2,759	2,249	1,015	985
TOTAL BRITISH EMPIRE	101,545	193,186	343,757	321,373	220,001	1,10,373	1,84,856	3,34,958	3,40,042	1,21,513
Poland (including Danzig)	10	573,024	5	4,03,862
Germany	27,426	10,177	9,079	20,369	188,290	40,808	22,842	16,674	25,648	1,45,975
Italy (including Fiume)	23,958	995	3,449	482	1,365,421	29,187	1,975	4,686	785	1,338,556
Hungary	7,071	12,808	1,883	8,283	13,675	2,810
Czechoslovakia	3,328	4,579	5,522	259	..	4,298	5,631	6,916	269	..
Japan	2,225	2,534	107	6,632	1,883	3,233	9,727	847	6,108	4,272
United States of America— Via Atlantic Coast	25,089	5,138	23,723	11,725	10	14,010	3,952	16,413	6,934	41
Other Foreign Countries	626	2,579	2,643	5,667	6,093	1,440	3,230	5,729	5,282	4,491
TOTAL FOREIGN COUNTRIES	82,417	31,992	51,604	57,352	2,134,614	92,976	46,868	58,998	58,606	19,00,016
Share of Bengal	50,504	27,889	71,611	76,917	341,773	73,593	40,350	88,025	76,963	3,23,586
" Bombay	70,363	90,339	168,821	166,885	1,366,709	67,092	1,43,674	2,18,647	1,92,295	11,98,092
" Sind	2,326	31,333	104,638	80,201	559,722	3,779	14,614	52,083	90,428	4,60,279
" Madras	3,337	5,211	4,653	7,315	17,839	9,061	8,389	5,071	17,981	11,678
" Burma	57,632	70,406	45,938	67,407	68,572	29,624	24,692	26,530	20,981	18,994
TOTAL	184,162	225,178	395,361	378,725	2,954,615	2,03,349	2,31,710	3,03,956	3,98,648	20,21,529
Total value of Woollen Manufactures (including Wool and knitting wool)—										
United Kingdom (including Channel Islands)	—	—	—	—	—	67,31,796	40,52,992	71,77,524	78,57,680	99,05,514
Ceylon (excluding Maldives)	—	—	—	—	—	6,390	18,070	6,322	4,037	8,357
Strait Settlements	—	—	—	—	—	3,716	7,568	5,542	1,876	4,243

No. 10—continued

ARTICLES, AND COUNTRIES OF CONSIGNMENT; ALSO SHARE OF EACH PROVINCE	QUANTITY					VALUE				
	1930-31	1931-32	1932-33	1933-34	1934-35	1930-31	1931-32	1932-33	1933-34	1934-35
						R	R	R	R	R
Textiles—continued										
Wool—concluded										
Manufactures—concluded										
<i>Total value of Woollen Manufactures (including Wool and Knitting wool) —continued</i>										
Federated Malay States	—	—	—	—	—	..	100	5	..	6,399
Hongkong	—	—	—	—	—	50,936	11,836	41,647	6,024	19,848
Kenya Colony	—	—	—	—	—	4,645	4,922	2,717	4,045	1,361
Other British Possessions	—	—	—	—	—	7,882	12,353	3,518	4,384	8,080
TOTAL BRITISH EMPIRE	—	—	—	—	—	68,06,374	41,07,861	72,37,281	78,77,966	1,00,08,702
Poland (including Danzig)	—	—	—	—	—	5,21,822	5,39,567	8,51,321	5,23,246	6,88,646
Germany	—	—	—	—	—	31,77,679	19,03,603	24,35,899	15,79,776	19,15,102
Netherlands	—	—	—	—	—	3,79,952	2,46,687	1,67,119	92,852	80,720
Belgium	—	—	—	—	—	4,33,444	2,02,266	6,88,565	4,78,851	1,44,686
France	—	—	—	—	—	27,50,092	19,08,029	42,67,468	18,14,227	4,05,046
Switzerland	—	—	—	—	—	43,408	3,316	46,714	73,819	1,74,171
Italy (including Fiume)	—	—	—	—	—	62,22,994	32,01,711	74,98,161	61,03,168	71,40,886
Austria	—	—	—	—	—	56,369	35,437	17,759	6,815	1,03,579
Hungary	—	—	—	—	—	11,142	14,044	2,319
Czechoslovakia	—	—	—	—	—	3,36,797	3,40,859	6,22,012	1,31,825	84,221
Iraq	—	—	—	—	—	15,008	16,775	12,942	11,179	5,413
Iran	—	—	—	—	—	1,14,837	2,08,831	89,487	18,357	16,899
Siam	—	—	—	—	—	2,461	8,423	21
China (exclusive of Hong- kong and Macao)	—	—	—	—	—	14,708	6,038	16,943	16,105	12,294
Japan	—	—	—	—	—	3,19,083	1,62,112	14,15,676	33,07,000	1,36,10,236
Portuguese East Africa	—	—	—	—	—	453	313	224	5,504	29
United States of America—										
<i>Via Atlantic Coast</i>	—	—	—	—	—	55,492	22,576	51,744	18,608	24,187
<i> " Pacific "</i>	—	—	—	—	—	586	198	..	158	..
Other Foreign Countries	—	—	—	—	—	5,670	7,709	6,611	10,906	3,076
TOTAL FOREIGN COUNTRIES	—	—	—	—	—	1,44,51,813	89,88,465	1,81,97,787	1,42,05,838	2,45,03,231
<i>Share of Bengal</i>	—	—	—	—	—	56,09,220	30,17,604	46,79,515	46,40,668	74,03,320
<i> " Bombay</i>	—	—	—	—	—	58,37,599	41,60,794	79,18,330	35,06,234	1,36,76,385
<i> " Sind</i>	—	—	—	—	—	58,16,497	47,01,086	58,43,248	67,76,198	1,07,03,060
<i> " Madras</i>	—	—	—	—	—	4,15,930	3,70,455	6,09,565	5,20,509	5,63,751
<i> " Burma</i>	—	—	—	—	—	30,77,921	7,87,377	23,78,519	15,40,227	21,65,647
TOTAL	—	—	—	—	—	2,12,57,187	1,30,06,316	2,54,35,068	2,20,88,834	3,45,11,933
Total value of Wool and Woolens	—	—	—	—	—	2,31,11,039	1,62,05,766	2,06,47,256	2,54,03,413	3,86,46,950

GENERAL IMPORTS

(462)

No. 10—continued

ARTICLES, AND COUNTRIES OF CONSIGNMENT; ALSO SHARE OF EACH PROVINCE	QUANTITY					VALUE				
	1930-31	1931-32	1932-33	1933-34	1934-35	1930-31	1931-32	1932-33	1933-34	1934-35
Textiles—continued										
<i>Artificial Silk—</i>										
Artificial silk yarn (III. T)—	Lbs.	Lbs.	Lbs.	Lbs.	Lbs.	R	R	R	R	R
United Kingdom (including Channel Islands)	1,005,860	999,066	1,656,450	1,589,132	861,567	11,97,842	10,57,889	14,34,958	12,89,638	6,02,702
Canada—										
Fid Atlantic Coast	229,500	151,610	52,000	2,86,690	1,44,055	52,307
Other British Possessions	11	..	3	..	5,400	14	..	8	..	3,779
TOTAL BRITISH EMPIRE	1,235,371	1,150,676	1,708,453	1,589,132	866,967	14,04,546	12,01,944	14,87,268	12,89,638	6,06,481
Poland (including Danzig)	..	2,000	32,000	1,818	26,260
Germany	269,944	323,674	408,343	500,726	41,274	3,28,707	3,11,539	3,35,426	4,12,110	40,839
Netherlands	762,930	1,003,038	847,160	214,170	30,197	8,67,172	10,10,108	7,14,082	1,96,733	27,606
Belgium	93,222	118,010	170,200	123,800	97,405	91,333	1,08,848	1,41,082	99,898	62,772
France	120,742	727,424	380,129	514,638	199,970	1,30,740	7,31,803	3,20,307	4,15,699	1,46,451
Switzerland	80,460	291,430	67,816	37,376	5,119	80,226	2,76,576	67,262	21,404	4,010
Italy (including Fiume)	4,519,807	3,899,354	5,608,756	4,230,717	6,477,423	50,60,263	41,29,374	47,80,504	37,57,432	46,21,869
Austria	6,800	9,103
Czechoslovakia	1,000	9,105	110	..	23	1,105	7,893	245	..	261
Japan	19,420	438,045	1,708,903	2,542,319	8,896,571	19,018	4,39,725	13,75,990	20,01,695	61,64,091
United States of America—										
Fid Atlantic Coast	10,000	11,842
Other Foreign Countries	40	1,740	2,223	41	..	22	4,990	2,110	51	..
TOTAL FOREIGN COUNTRIES	5,884,415	6,811,870	9,293,640	8,219,787	15,747,982	66,18,146	70,22,677	77,69,277	69,09,022	1,10,71,699
Share of Bengal	124,351	82,280	255,179	627,651	1,506,073	1,55,209	84,351	2,08,035	4,90,309	10,42,212
Bombay	4,206,336	5,318,694	6,387,411	6,952,251	10,310,361	47,27,014	55,73,708	53,63,520	50,99,370	73,34,196
Sind	44,106	23,792	168,167	112,752	338,533	57,966	22,572	1,35,535	1,11,596	2,41,954
Madras	2,433,381	2,423,717	3,899,624	2,960,608	4,988,442	27,67,372	23,92,421	32,78,512	23,69,222	30,34,406
Burma	311,082	114,083	291,312	139,747	171,510	3,71,629	1,51,589	2,70,943	1,27,664	1,16,412
TOTAL	7,119,786	7,962,646	11,002,093	9,808,919	16,614,949	80,82,692	82,24,621	92,56,545	81,98,660	1,17,69,180
Hosiery(a)—										
Socks and stockings made entirely of Artificial Silk (III. T)—					lbs. = Pairs.					
United Kingdom (including Channel Islands)	—	—	—	—	9,970 =9,012	—	—	—	—	47,572
Other British Possessions	—	—	—	—	761 =764	—	—	—	—	1,202
TOTAL BRITISH EMPIRE	—	—	—	—	10,731 =9,776	—	—	—	—	48,774
Germany	—	—	—	—	4,135 =2,881	—	—	—	—	29,196
Czechoslovakia	—	—	—	—	6,090 =6,575	—	—	—	—	7,645
Japan	—	—	—	—	143,001 =155,189	—	—	—	—	2,54,127

(a) Separately recorded from 1934-35.

No. 10—continued

ARTICLES, AND COUNTRIES OF CONSIGNMENT; ALSO SHARE OF EACH PROVINCE	QUANTITY					VALUE				
	1930-31	1931-32	1932-33	1933-34	1934-35	1930-31	1931-32	1932-33	1933-34	1934-35
Textiles—continued										
Artificial Silk—continued										
Hosiery(b)—continued										
Socks and Stockings made entirely of Artificial Silk (III. T) —continued.					Lbs. = Pairs					
United States of America— Vid Atlantic Coast	—	—	—	—	1,548 =1,575	—	—	—	—	15,626
Other Foreign Countries	—	—	—	—	264 =276	—	—	—	—	1,273
TOTAL FOREIGN COUNTRIES	—	—	—	—	155,038 =166,496	—	—	—	—	3,05,872
Share of Bengal	—	—	—	—	64,446 =30,499	—	—	—	—	1,30,069
„ Bombay	—	—	—	—	94,225 =37,865	—	—	—	—	1,96,483
„ Sind	—	—	—	—	3,526 =4,042	—	—	—	—	13,704
„ Madras	—	—	—	—	303 =300	—	—	—	—	1,431
„ Burma	—	—	—	—	3,269 =3,546	—	—	—	—	7,954
TOTAL	—	—	—	—	165,769 =176,272	—	—	—	—	3,54,646
Piecegoods made entirely of arti- ficial silk (III. T)(a)—										
United Kingdom (including Channel Islands)	Yards 94,710	Yards 409,838	Yards 429,883	Yards 431,324	Yards 464,656	88,495	3,06,887	3,53,677	2,81,498	290,605
Aden and Dependencies	291	763	435	16,862	..	291	763	354	6,897
Ceylon (excluding Maldives)	205	24,600	23,146	10,279	14,742	138	10,272	7,051	4,070	5,722
Straits Settlements	17,568	50,243	51,423	40,269	48,186	7,975	20,168	17,522	18,758	17,758
Hongkong	45,719	3,980	752	2,716	1,143	14,543	1,354	379	1,735	476
Union of South Africa	5,616	2,592	2,155	1,487	..	5,616	2,592	2,155	1,081
Kenya Colony	3,385	48,092	20,495	26,933	..	3,380	14,842	10,572	9,724
Other British Possessions	10,906	0,683	1,651	8,963	..	4,011	2,710	1,516	3,105
TOTAL BRITISH EMPIRE	169,202	508,862	566,934	509,314	582,972	1,11,151	3,62,488	3,99,536	3,20,658	3,35,453
Germany	13,979	42,655	4,306	40,277	9,976	17,545	29,197	7,946	35,038	7,310
France	4,365	40,263	116,684	72,022	42,252	10,154	35,015	1,09,162	67,978	41,774
Switzerland	5,356	5,612	3,122	15,552	13,970	3,654	4,051	4,455	13,623	18,472
Italy (including Fiume)	101,598	340,247	123,027	80,610	146,892	69,715	1,27,033	63,103	63,069	95,792
Austria	5,905	16,103	22,331	4,429	2,985	6,286	12,518	13,482	397	1,095
Czechoslovakia	247	2,441	8,661	1,033	1,191	13,807
Albania	31,470	9,977
Iraq	20	64,426	231,382	2,288	21,547	25	16,870	51,707	1,076	9,836
Iran	40	318	110,381	80	163	17,645
Siam	23,627	6	3	15	2,383	9,895	6	3	15	620
China (exclusive of Hongkong and Macao)	172,477	132,847	23,857	13,400	6,944	49,622	37,650	11,435	6,039	3,179
Japan	22,553,785	73,809,262	111,703,459	30,631,289	66,643,495	80,28,913	2,05,06,761	2,46,11,781	1,03,04,889	1,77,82,641
Other Foreign Countries	3,687	4,454	10,525	28,114	16,842	5,402	3,642	5,987	12,094	4,471
TOTAL FOREIGN COUNTRIES	22,021,511	73,964,516	112,262,947	39,888,314	67,017,676	82,03,221	2,07,73,420	2,48,97,898	1,05,04,081	1,79,83,335

(a) Separately recorded from September, 1930. The figures for 1930-31 relate to seven months, September, 1930 to March, 1931.

(b) Separately recorded from 1934-35.

ARTICLES, AND COUNTRIES OF CONSIGNMENT; ALSO SHARE OF EACH PROVINCE	QUANTITY					VALUE				
	1930-31	1931-32	1932-33	1933-34	1934-35	1930-31	1931-32	1932-33	1933-34	1934-35
Textiles—continued										
<i>Artificial Silk—continued</i>										
Piecegoods made entirely of artificial silk (III. T) (a)—contd.										
Share of Bengal	2,495,392	8,858,487	11,563,210	4,120,297	6,726,863	8,93,621	26,00,785	25,75,767	11,06,228	16,31,493
" Bombay	8,398,041	50,081,251	80,665,844	31,099,332	62,130,313	30,11,717	1,38,63,543	1,84,63,062	86,67,850	1,49,19,537
" Sind	3,139,851	6,720,641	9,659,611	3,176,984	6,483,360	10,70,876	20,53,753	18,76,667	4,69,831	11,69,611
" Madras	2,489,450	4,693,780	5,169,312	1,013,866	703,080	8,96,319	14,39,179	11,45,459	2,98,956	1,93,139
" Burma	6,556,979	4,119,319	5,861,304	987,149	1,567,232	24,41,339	11,63,652	12,46,489	2,82,474	5,05,013
TOTAL	23,070,718	74,473,378	112,819,281	40,397,628	67,600,048	83,14,372	2,11,25,917	2,52,97,434	1,08,24,739	1,83,18,793
Goods of artificial silk mixed with other materials—										
(I) Containing 50 per cent or more Cotton (III. T) (b)—					Yards					
United Kingdom (including Channel Islands)	—	—	—	—	3,028,001	—	—	—	—	11,88,859
Other British possessions	—	—	—	—	17,984	—	—	—	—	5,398
TOTAL BRITISH EMPIRE	—	—	—	—	3,045,985	—	—	—	—	11,94,257
Germany	—	—	—	—	85,095	—	—	—	—	40,716
Belgium	—	—	—	—	27,571	—	—	—	—	22,435
France	—	—	—	—	15,364	—	—	—	—	19,042
Switzerland	—	—	—	—	20,169	—	—	—	—	15,433
Italy (including Fiume)	—	—	—	—	1,102,313	—	—	—	—	5,18,314
Austria	—	—	—	—	20,717	—	—	—	—	8,450
Japan	—	—	—	—	7,470,802	—	—	—	—	18,65,749
Other Foreign Countries	—	—	—	—	2,627	—	—	—	—	2,423
TOTAL FOREIGN COUNTRIES	—	—	—	—	8,694,658	—	—	—	—	24,92,562
Share of Bengal	—	—	—	—	1,521,549	—	—	—	—	4,04,731
" Bombay	—	—	—	—	7,773,948	—	—	—	—	25,60,764
" Sind	—	—	—	—	1,584,048	—	—	—	—	4,55,323
" Madras	—	—	—	—	573,592	—	—	—	—	1,45,376
" Burma	—	—	—	—	287,276	—	—	—	—	1,30,620
TOTAL	—	—	—	—	11,740,823	—	—	—	—	36,86,819
(II) Containing no Cotton or less than 50 per cent of Cotton (III. T)(b)—					Yards					
United Kingdom (including Channel Islands)	—	—	—	—	254,614	—	—	—	—	1,07,384
Straits Settlements	—	—	—	—	2,800	—	—	—	—	976
TOTAL BRITISH EMPIRE	—	—	—	—	257,414	—	—	—	—	1,08,360
Germany	—	—	—	—	51,204	—	—	—	—	1,26,027
France	—	—	—	—	8,447	—	—	—	—	13,883
Italy (including Fiume)	—	—	—	—	234,589	—	—	—	—	2,89,750
Japan	—	—	—	—	654,848	—	—	—	—	6,85,489
Other Foreign Countries	—	—	—	—	7,413	—	—	—	—	8,472
TOTAL FOREIGN COUNTRIES	—	—	—	—	956,501	—	—	—	—	11,22,621
Share of Bengal	—	—	—	—	301,708	—	—	—	—	1,76,303
" Bombay	—	—	—	—	493,961	—	—	—	—	5,67,038
" Sind	—	—	—	—	191,093	—	—	—	—	2,94,686
" Madras	—	—	—	—	111,503	—	—	—	—	39,589
" Burma	—	—	—	—	116,850	—	—	—	—	2,13,365
TOTAL	—	—	—	—	1,213,915	—	—	—	—	12,90,981
Piecegoods made of cotton and artificial silk (III. T)(a)(c)—										
United Kingdom (including Channel Islands)	658,999	1,236,354	3,147,983	2,302,040	—	8,50,605	6,53,685	13,52,888	11,24,603	—
Other British Possessions	13,805	13,982	983	8,016	—	10,238	7,942	471	3,193	—
TOTAL BRITISH EMPIRE	672,804	1,250,336	3,148,966	2,310,056	—	8,60,843	6,61,627	13,53,359	11,27,796	—
Germany	79,219	183,814	318,781	81,572	—	1,87,078	4,62,487	7,75,358	1,56,983	—
Netherlands	24,183	14,583	3,611	612	—	19,582	14,704	7,112	2,553	—
Belgium	63,223	112,025	80,628	21,815	—	49,494	64,097	51,313	19,202	—
France	8,861	202,791	68,517	23,350	—	6,717	83,873	88,661	31,674	—
Portugal (including Azores and Madeira)	81,104	—	31,089	—
Switzerland	811,020	1,074,636	987,119	157,200	—	3,26,517	7,53,803	4,33,182	91,143	—
Italy (including Fiume)	2,245,704	4,865,722	4,377,159	3,021,436	—	7,06,246	14,76,759	21,17,048	18,68,616	—
Austria	145,623	270,681	626,216	10,266	—	62,955	1,48,517	2,87,672	6,391	—

(a) Separately recorded from September, 1930. The figures for 1930-31 relate to seven months, September, 1930 to March, 1931.
 (b) Separately recorded from 1934-35.
 (c) Discontinued from 1934-35.

No. 10—continued

ARTICLES, AND COUNTRIES OF CONSIGNMENT; ALSO SHARE OF EACH PROVINCE	QUANTITY					VALUE				
	1930-31	1931-32	1932-33	1933-34	1934-35	1930-31	1931-32	1932-33	1933-34	1934-35
Textiles—continued										
<i>Artificial Silk—continued</i>										
Piece-goods made of cotton and artificial silk (III.T) (a) (c)— <i>continued</i>	Yards.	Yards.	Yards.	Yards.		R	R	R	R	R
Czechoslovakia	33,423	18,157	6,805	4,819	—	39,441	25,798	12,826	7,637	—
China (exclusive of Hongkong and Macao)	2,671	6,588	15,659	3,228	—	1,604	5,082	8,958	1,988	—
Japan	854,269	1,259,647	2,707,854	8,595,798	—	2,69,945	3,53,317	6,32,148	21,08,955	—
Other Foreign Countries	3,999	7,408	11,487	25,209	—	2,839	3,328	3,167	6,050	—
TOTAL FOREIGN COUNTRIES	4,348,199	8,915,547	9,283,786	11,944,805	—	17,08,432	33,89,765	43,67,445	38,01,162	—
<i>Share of Bengal</i>	<i>1,102,255</i>	<i>1,940,358</i>	<i>2,898,850</i>	<i>2,569,909</i>	<i>—</i>	<i>4,05,661</i>	<i>6,89,230</i>	<i>8,88,206</i>	<i>7,23,467</i>	<i>—</i>
„ <i>Bombay</i>	<i>2,607,365</i>	<i>5,867,705</i>	<i>6,763,404</i>	<i>9,133,820</i>	<i>—</i>	<i>10,64,719</i>	<i>22,97,325</i>	<i>30,20,593</i>	<i>31,05,941</i>	<i>—</i>
„ <i>Sind</i>	<i>504,199</i>	<i>1,229,472</i>	<i>919,248</i>	<i>750,620</i>	<i>—</i>	<i>2,38,494</i>	<i>6,16,450</i>	<i>8,21,906</i>	<i>3,67,119</i>	<i>—</i>
„ <i>Madras</i>	<i>114,851</i>	<i>396,787</i>	<i>750,395</i>	<i>768,553</i>	<i>—</i>	<i>63,120</i>	<i>1,91,901</i>	<i>4,36,989</i>	<i>2,76,629</i>	<i>—</i>
„ <i>Burma</i>	<i>691,830</i>	<i>741,531</i>	<i>1,005,865</i>	<i>1,041,859</i>	<i>—</i>	<i>3,02,221</i>	<i>2,55,986</i>	<i>4,53,112</i>	<i>4,50,332</i>	<i>—</i>
TOTAL	5,020,508	10,165,838	12,437,752	14,254,261	—	20,64,275	40,51,392	57,20,304	49,28,988	—
Piecegoods of cotton embroidered or superimposed with Artificial Silk* (III. T) (c)— United Kingdom (including Channel Islands)				Yards						
				22,538					9,300	
Germany				54,297					14,052	
France				74,837					32,044	
Switzerland				2,289,397					10,07,391	
Italy (excluding Fiume)				416,930					2,00,800	
Austria				804,671					3,63,180	
Japan				19,430					9,886	
Other Foreign Countries				12					3	
TOTAL FOREIGN COUNTRIES				3,659,674					16,27,806	
<i>Share of Bengal</i>				<i>114,105</i>					<i>48,909</i>	
„ <i>Bombay</i>				<i>2,949,734</i>					<i>13,63,406</i>	
„ <i>Sind</i>				<i>572,360</i>					<i>2,05,592</i>	
„ <i>Madras</i>				<i>5,100</i>					<i>5,297</i>	
„ <i>Burma</i>				<i>40,368</i>					<i>3,402</i>	
TOTAL				3,682,107					16,36,606	
Total of Piecegoods, of cotton and Artificial silk (III. T) (c)— United Kingdom (including Channel Islands)	Yards	Yards	Yards	Yards						
	2,406,605	1,046,192	3,577,866	2,755,897	—	12,74,419	9,60,572	17,06,566	14,15,401	—
Ceylon (excluding Maldives)	4,327	31,051	23,174	10,953	—	3,068	13,837	7,065	4,259	—
Straits Settlements	25,386	53,612	52,298	47,601	—	12,602	21,285	17,899	21,762	—
Hongkong	46,924	4,680	752	2,716	—	15,053	2,154	379	1,785	—
Union of South Africa	2,459	6,207	2,592	2,155	—	2,459	6,206	2,592	2,155	—
Kenya Colony	8,068	6,031	48,172	20,495	—	8,415	6,031	14,922	10,598	—
Other British Possessions	2,292	11,525	10,446	2,076	—	1,987	4,480	3,473	1,844	—
TOTAL BRITISH EMPIRE	2,490,661	1,759,198	3,715,300	2,841,893	—	18,18,003	10,14,115	17,52,996	14,57,754	—
Germany	300,066	225,989	823,587	176,146	—	3,88,819	4,91,684	7,83,304	2,06,073	—
Netherlands	51,140	15,213	3,611	612	—	40,944	16,270	7,112	2,553	—
Belgium	216,284	112,025	80,628	22,980	—	1,65,502	64,097	51,318	22,276	—
France	94,269	243,054	180,201	170,209	—	32,620	1,18,888	1,47,823	1,81,696	—
Portugal (including Azores and Madeira)	81,104	—	81,089	—
Switzerland	3,168,787	1,980,448	990,241	2,462,149	—	15,29,143	7,57,854	4,87,687	11,12,157	—
Italy (including Fiume)	5,574,976	5,211,969	4,505,186	3,513,976	—	19,64,195	16,03,792	21,95,151	16,82,485	—
Austria	620,860	296,784	646,597	819,366	—	2,82,104	1,56,930	3,01,154	3,69,918	—
Czechoslovakia	113,150	20,598	15,466	4,819	—	1,21,577	28,989	20,938	7,637	—
Albania	31,470	—	9,977	—
Iraq	5,561	64,426	231,407	24,033	—	1,837	16,370	51,757	5,887	—
Siam	32,030	6	26	15	—	13,593	6	27	15	—
China (exclusive of Hong- kong and Macao)	467,573	139,480	39,516	16,628	—	1,55,679	45,782	20,598	8,027	—
Japan	33,207,248	74,568,009	114,501,313	48,246,517	—	1,50,35,850	2,08,60,078	2,52,43,929	1,24,23,430	—
United States of America— Vid Atlantic Coast	26,707	1,137	11,096	310	—	14,759	1,388	2,332	211	—
„ <i>Pacific</i> „	12	..	—	12	..	—
Other Foreign Countries	6,709	10,095	10,846	30,093	—	3,947	3,957	6,266	10,214	—
TOTAL FOREIGN COUNTRIES	48,907,884	82,380,063	121,541,738	55,492,708	—	1,98,41,024	2,41,63,194	2,92,65,343	1,59,32,579	—

(a) Separately recorded from September 1930. The figures for 1930-31 relate to seven months September 1930 to March 1931.

* Separately recorded from 1933-34.

(c) Discontinued from 1934-35.

GENERAL IMPORTS

(466)

No. 10—continued

ARTICLES, AND COUNTRIES OF CONSIGNMENT; ALSO SHARE OF EACH PROVINCE	QUANTITY					VALUE				
	1930-31	1931-32	1932-33	1933-34 (a)	1934-35	1930-31	1931-32	1932-33	1933-34	1934-35
Textiles—continued						R	₹	R	R	R
Artificial Silk—concluded										
Total of Piecegoods, of cotton and artificial silk (III. T) (c)—continued	Yards	Yards	Yards	Yards						
Share of Bengal	5,321,913	10,798,875	14,562,060	6,804,311	—	32,66,557	32,90,015	35,63,972	13,33,604	—
“ Bombay	24,922,431	55,938,956	37,329,243	43,132,356	—	1,04,16,030	1,61,66,373	2,14,73,645	1,31,42,197	—
“ Sind	4,470,193	7,950,013	10,573,359	4,500,454	—	17,33,020	26,70,203	36,92,573	10,41,942	—
“ Madras	3,015,790	5,090,567	6,919,707	1,777,619	—	11,62,354	16,31,030	15,32,448	5,80,832	—
“ Burma	10,764,253	4,360,350	6,867,159	2,069,316	—	45,31,616	14,19,633	16,99,601	7,41,708	—
TOTAL	51,404,545	84,080,261	125,257,033	58,334,596	—	2,11,50,027	2,51,77,309	3,10,19,238	1,73,00,393	—
Other sorts (III. T)—United Kingdom (including Channel Islands)	—	—	—	—	—	2,17,804	2,70,432	4,78,820	4,13,794	93,274
Hongkong	—	—	—	—	—	3,180	12,210	3,278	2,202	436
Canada—Vid Atlantic Coast	—	—	—	—	—	30,594	..	624	728	..
Other British Possessions	—	—	—	—	—	4,666	2,314	671	3,039	518
TOTAL BRITISH EMPIRE	—	—	—	—	—	2,56,244	2,84,956	4,83,893	4,19,808	94,224
Germany	—	—	—	—	—	2,03,240	89,189	50,402	59,823	16,568
Netherlands	—	—	—	—	—	45,547	8,503	2,651	8	..
France	—	—	—	—	—	14,837	35,924	21,817	24,158	5,146
Switzerland	—	—	—	—	—	11,744	11,095	34,966	14,094	..
Italy (including Fiume)	—	—	—	—	—	35,162	70,368	38,635	64,429	82,323
Czechoslovakia	—	—	—	—	—	14,272	8,390	3,339	6,946	1,302
China (exclusive of Hongkong and Macao)	—	—	—	—	—	8,974	5,740	798	628	90
Japan	—	—	—	—	—	3,55,449	3,26,547	4,44,189	11,55,771	3,05,134
United States of America—Vid Atlantic Coast	—	—	—	—	—	76,920	1,84,813	2,24,977	33,691	2,232
“ Pacific “	—	—	—	—	—	7
Other Foreign Countries	—	—	—	—	—	1,494	3,723	5,820	7,372	2,336
TOTAL FOREIGN COUNTRIES	—	—	—	—	—	7,67,689	7,43,792	8,27,161	14,06,430	4,16,637
Share of Bengal	—	—	—	—	—	4,12,493	2,31,437	1,36,735	2,60,147	31,327
“ Bombay	—	—	—	—	—	3,63,400	5,35,106	3,78,519	12,56,343	3,37,116
“ Sind	—	—	—	—	—	61,195	1,44,133	1,93,329	2,71,694	69,546
“ Madras	—	—	—	—	—	31,076	30,536	11,045	21,231	9,331
“ Burma	—	—	—	—	—	1,60,324	37,436	39,346	16,333	21,994
TOTAL	—	—	—	—	—	10,23,933	10,28,748	13,10,544	18,26,238	6,09,863
Total Artificial Sub—										
BRITISH EMPIRE	—	—	—	—	—	30,38,793	25,01,015	37,23,556	31,67,106	25,37,555
FOREIGN COUNTRIES	—	—	—	—	—	2,72,27,459	3,19,29,663	3,78,61,771	2,42,48,035	3,33,91,726
TOTAL	—	—	—	—	—	3,02,66,252	3,44,30,678	4,15,85,327	2,74,15,231	3,59,29,282
Fabrics containing Gold and Silver thread (III. T) (a)—United Kingdom (including Channel Islands)	—	—	—	—	—	—	—	—	—	10,356
Other British possessions	—	—	—	—	—	—	—	—	—	453
TOTAL BRITISH EMPIRE	—	—	—	—	—	—	—	—	—	11,311
France	—	—	—	—	—	—	—	—	—	37,543
Other Foreign Countries	—	—	—	—	—	—	—	—	—	3,633
TOTAL FOREIGN COUNTRIES	—	—	—	—	—	—	—	—	—	41,186
Share of Bengal	—	—	—	—	—	—	—	—	—	4,633
“ Bombay	—	—	—	—	—	—	—	—	—	33,073
“ Sind	—	—	—	—	—	—	—	—	—	3,301
“ Madras	—	—	—	—	—	—	—	—	—	320
“ Burma	—	—	—	—	—	—	—	—	—	662
TOTAL	—	—	—	—	—	—	—	—	—	52,497

(a) Separately recorded from 1931-35.
(c) Discontinued from 1934-35.

No. 10—continued

ARTICLES, AND COUNTRIES OF CONSIGNMENT; ALSO SHARE OF EACH PROVINCE	QUANTITY					VALUE				
	1980-81	1981-82	1982-83	1983-84	1984-85	1980-81	1981-82	1982-83	1983-84	1984-85
	Cwts.	Cwts.	Cwts.	Cwts.	Cwts.	₹	₹	₹	₹	₹
Textiles—concluded										
<i>Other Textiles— law (II, Q)—</i>										
United Kingdom (including Channel Islands)	64	6,682
Kenya Colony	21	260
TOTAL BRITISH EMPIRE	21	..	64	260	..	5,632
Italy	491	40,372
Japan	8	300
United States of America— Vid Atlantic Coast	176	13,159
TOTAL FOREIGN COUNTRIES	42	18	669	462	1,160	58,891
Share of Bombay	21	13	733	260	1,166	69,368
“ Madras	49	462
TOTAL	63	13	783	722	1,166	59,368
Manufactured (III, T)—										
United Kingdom (including Channel Islands)	—	—	—	—	—	1,88,664	1,75,132	2,03,179	3,10,061	3,52,369
Hongkong	—	—	—	—	—	3,303	24,388	4,126	23,762	684
Other British Possessions	—	—	—	—	—	2,584	1,956	2,521	2,542	3,157
TOTAL BRITISH EMPIRE	—	—	—	—	—	1,49,551	2,01,426	2,09,826	3,36,365	3,66,100
Germany	—	—	—	—	—	68,614	56,560	8,989	43,207	59,448
Netherlands	—	—	—	—	—	3,137	977	2
Belgium	—	—	—	—	—	..	489	1,526	13,135	1,450
Italy (including Fiume)	—	—	—	—	—	6,152	2,90,481	1,34,245	1,31,129	16,303
China (exclusive of Hongkong and Macao)	—	—	—	—	—	4,638	6,510	4,649	84	2,562
Japan	—	—	—	—	—	11,198	10,474	51,179	62,007	2,72,387
Czechoslovakia	—	—	—	—	—	39	1,080	431	971	9,719
United States of America— Vid Atlantic Coast	—	—	—	—	—	6,769	22,468	14,739	5,529	27,436
“ Pacific “	—	—	—	—	—	1,100
Other Foreign Countries	—	—	—	—	—	922	903	597	4,527	4,180
TOTAL FOREIGN COUNTRIES	—	—	—	—	—	1,03,669	2,89,992	2,17,457	2,60,569	3,73,435
Share of Bengal	—	—	—	—	—	1,418	4,13,639
“ Bombay	—	—	—	—	—	..	23	40	3,733	33,637
“ Sind	—	—	—	—	—	27,691	12,024	19,637	13,066	60,063
“ Madras	—	—	—	—	—	9,631	6,571	19,612	22,005	71,798
“ Burma	—	—	—	—	—	2,14,650	5,73,791	3,97,004	5,53,165	1,46,448
TOTAL	—	—	—	—	—	2,63,220	5,91,418	4,27,283	5,96,954	7,23,625
Total value of Textile Raw Materials	—	—	—	—	—	7,50,54,312	7,99,36,562	8,33,85,268	4,64,27,735	6,30,07,392
Total value of Yarns and Textile fabrics	—	—	—	—	—	33,68,55,710	26,92,94,924	37,71,76,769	29,43,03,110	33,48,01,598
Tobacco—										
<i>Unmanufactured (I, J)—</i>										
United Kingdom (including Channel Islands)	Lbs. 16,557	Lbs. 146,507	Lbs. 349,556	Lbs. 2,021,805	Lbs. 1,133,076	32,789	3,03,993	4,08,139	20,16,117	7,93,852
British Borneo	1,338	6,080	..
Canada— Vid Atlantic Coast	6,180	26,975	5,549	19,561
Other British Possessions	355	3,895	2,565	703	4,439	340	4,350	2,727	1,881	587
TOTAL BRITISH EMPIRE	16,912	150,402	352,123	20,31,026	1,164,489	33,129	3,08,343	4,10,866	20,27,627	8,14,000
Netherlands	84,216	50,526	71,397	49,064	39,510	1,19,627	67,646	1,26,938	61,673	42,154
Belgium	4,798	2,417	10,219	9,153	4,765	10,410	6,494	13,235	17,071	7,084
Greece (including Crete)	2,488	716	123	5,577	3,805	190
Iran	11,707	24	12	8,779	19	10
Philippines	134,510	4,938	1,46,739	3,184
China (exclusive of Hongkong and Macao)	9,177	4,902	1,993	734	..	5,616	3,079	1,020	738
Egypt	8,344	3,078	7,375	2,866	4,638	12,750	5,187	16,418	9,232	7,740
United States of America— Vid Atlantic Coast	1,434,800	2,484,397	4,653,827	2,091,954	1,702,757	12,52,726	24,39,194	56,43,634	26,10,679	24,72,459
Other Foreign Countries	5,323	9,696	439	44	127	5,321	2,635	900	53	293
TOTAL FOREIGN COUNTRIES	1,691,409	2,694,517	4,763,549	2,155,998	1,812,561	14,08,617	26,77,318	58,16,162	26,99,803	25,42,673

GENERAL IMPORTS

(468)

No. 10—continued

ARTICLES, AND COUNTRIES OF CONSIGNMENT; ALSO SHARE OF EACH PROVINCE	QUANTITY					VALUE				
	1930-31	1931-32	1932-33	1933-34	1934-35	1930-31	1931-32	1932-33	1933-34	1934-35
Tobacco—continued										
<i>Unmanufactured (I. J)—continued</i>	Lbs.	Lbs.	Lbs.	Lbs.	Lbs.	R	R	R	R	R
Share of Bengal	251,689	1,109,352	3,062,610	2,430,364	1,607,836	2,16,560	10,10,081	32,44,634	20,09,962	11,03,606
„ Bombay	147,653	40,033	512,025	181,416	47,875	1,32,430	41,727	5,20,036	2,42,148	27,412
„ Sind	65	2,370	515	34	62	60	1,840	643	34	50
„ Madras	1,208,734	1,693,264	1,510,522	1,575,310	1,421,601	10,91,456	19,32,011	24,61,715	24,82,397	22,25,686
„ Burma	326	50
TOTAL	1,608,881	2,844,919	5,115,672	4,187,024	2,977,050	14,39,046	29,85,659	62,27,028	47,27,430	38,56,073
Manufactured—										
<i>Cigars (I. J)—</i>	Lbs. —No.	Lbs. —No.	Lbs. —No.	Lbs. —No.	Lbs. —No.					
United Kingdom (including Channel Islands)	1,721 —193,488	740 —59,906	441 —26,547	699 —39,785	606 —28,855	22,790	11,961	7,390	9,982	6,645
Other British Possessions	1,535 —95,048	1,583 —119,043	241 —14,866	1,862 —421,122	887 —50,305	7,021	3,528	1,087	3,441	3,150
TOTAL BRITISH EMPIRE	3,256 —228,536	2,328 —178,939	682 —41,413	2,361 —460,907	1,493 —79,220	29,820	15,489	8,477	13,423	9,795
Germany	333 —24,600	285 —21,000	341 —29,075	308 —23,850	59 —3,900	1,920	1,808	1,820	2,100	572
Netherlands	6,062 —456,050	3,306 —248,446	2,801 —215,041	2,109 —144,725	1,701 —142,958	38,117	20,597	16,672	16,056	16,298
Philippines	21,315 —1,322,900	14,071 —807,610	10,828 —570,590	9,720 —456,065	7,496 —459,832	83,561	57,523	49,592	31,032	28,925
United States of America—										
Via Atlantic Coast	63 —2,650	70 —560	480 —22,350	160 —8,050	..	1,014	2,011	4,247	3,103
„ Pacific „	1,484 —70,300	358 —17,450	4,781	912
Other Foreign Countries	1,540 —68,600	1,305 —49,102	999 —41,190	686 —24,076	307 —14,106	6,128	6,641	4,112	1,930	1,306
TOTAL FOREIGN COUNTRIES	29,258 —1,866,150	19,030 —1,123,806	14,348 —858,453	14,785 —742,265	10,125 —646,296	1,23,720	88,178	73,807	60,146	51,176
Share of Bengal	16,597 —1,017,579	9,493 —584,428	7,161 —371,390	8,356 —330,491	5,202 —332,555	79,391	45,730	37,431	31,440	28,617
„ Bombay	15,712 —1,066,021	10,254 —641,621	7,456 —455,248	7,662 —463,962	6,294 —380,890	75,198	61,130	44,203	39,661	30,434
„ Sind	105 —9,163	252 —7,308	15 —1,275	1 —150	9 —860	631	736	314	6	166
„ Madras	109 —3,459	39 —3,646	51 —2,611	562 —351,775	19 —506	100	263	53	467	104
„ Burma	991 —59,464	1,270 —90,945	347 —67,175	606 —56,794	153 —10,716	4,226	2,769	3,293	2,105	1,650
TOTAL	32,514 —2,094,686	21,358 —1,807,847	15,030 —897,869	17,146 —1,203,172	11,618 —726,510	1,59,546	1,03,667	85,284	73,569	60,971
<i>Cigarettes (I. J)*—</i>	Lbs. —No.	Lbs. —No.	Lbs. —No.	Lbs. —No.	Lbs. —No.					
United Kingdom (including Channel Islands)	2,840,434 —1,157,014,925	1,189,659 —481,360,793	720,790 —239,499,222	474,934 —182,236,800	556,557 —218,653,691	1,17,94,574	43,54,630	26,30,716	16,01,663	20,69,699
Aden and Dependencies	3,614 —1,404,130	2,945 —1,111,558	1,932 —793,221	1,639 —775,805	4,783 —1,799,080	18,797	15,470	11,170	10,006	12,730
Ceylon (excluding Maldives)	10,208 —4,062,950	1,700 —1,579,638	652 —222,626	208 —92,925	507 —231,471	63,980	2,016	459	318	596
Straits Settlements	4,236 —1,440,060	10,752 —3,346,690	6,793 —2,564,800	106 —39,310	895 —364,230	6,398	18,056	7,749	357	3,616
Hongkong	16,448 —5,486,250	10,477 —3,876,650	4,120 —1,604,190	16,893 —6,332,320	10,314 —7,250,800	20,961	16,826	7,866	23,422	24,029
Other British Possessions	392 —181,265	193 —67,332	140 —56,400	70 —29,280	50 —19,790	1,085	936	535	317	884
TOTAL BRITISH EMPIRE	2,875,532 —1,169,589,580	1,215,736 —491,811,761	734,347 —294,715,519	494,170 —189,506,506	592,106 —223,319,862	1,19,05,195	49,02,263	26,58,435	16,90,142	21,05,054
Greece (including Crete)	316 —120,950	..	1,162 —390,700	1,584 —582,300	1,001 —364,000	988	..	2,931	5,739	4,300
China (excluding of Hongkong and Macao)	143,892 —49,930,300	193,778 —67,750,623	52,564 —20,173,080	5,088 —2,254,650	6,356 —2,505,685	1,85,556	2,44,281	96,728	11,038	8,260
Japan	784 —320,050	74 —28,530	26,705 —10,666,500	74,260 —26,222,070	6,141 —420,570	3,243	239	50,301	104,991	8,390
Egypt	4,212 —1,692,985	9,448 —3,807,277	3,775 —1,414,366	2,999 —1,164,384	4,184 —1,667,045	44,098	62,549	82,346	32,423	27,983
United States of America—										
Via Atlantic Coast	34,093 —12,934,200	16,285 —6,896,523	11,966 —4,763,475	13,003 —5,421,200	14,072 —5,966,400	1,04,408	55,161	49,763	51,560	63,920
„ Pacific „	1 —100	1	3
Other Foreign Countries	923 —349,510	631 —234,069	1,052 —387,292	1,290 —520,670	505 —180,594	4,656	3,271	4,478	3,788	3,280
TOTAL FOREIGN COUNTRIES	194,160 —65,400,995	220,194 —78,217,019	97,224 —37,777,993	98,825 —36,165,324	32,260 —10,912,194	3,42,940	3,75,601	2,36,542	2,00,490	1,16,136

* Inclusive of imports by postal packets referred to Collectors of Customs for assessment.

No. 10—continued

ARTICLES, AND COUNTRIES OF CONSIGNMENT; ALSO SHARE OF EACH PROVINCE	QUANTITY					VALUE				
	1930-31	1931-32	1932-33	1933-34	1934-35	1930-31	1931-32	1932-33	1933-34	1934-35
Tobacco—continued										
<i>Manufactured—continued</i>	Lbs.	Lbs.	Lbs.	Lbs.	Lbs.	R	R	R	R	R
<i>Cigarettes (I. J)—continued,</i>	—No.	—No.	—No.	—No.	—No.					
<i>Share of Bengal</i>	1,185,240 =478,734,100	886,808 =268,804,220	276,530 =112,075,065	216,378 =81,969,280	213,289 =84,719,466	43,82,626	22,12,612	8,92,966	6,61,147	8,63,419
<i>„ Bombay</i>	551,331 =222,104,520	251,054 =103,379,276	269,536 =98,763,288	209,710 =78,620,765	203,541 =77,607,086	26,36,914	12,16,694	10,62,986	7,47,271	8,10,321
<i>„ Sind</i>	634,939 =262,403,984	296,354 =122,168,221	202,713 =86,098,441	75,323 =29,032,437	35,007 =11,799,643	24,20,815	10,53,101	8,06,984	2,02,476	1,24,081
<i>„ Madras</i>	475,601 =188,516,563	113,550 =44,101,083	38,402 =15,002,201	21,950 =12,548,023	33,755 =14,555,521	13,80,791	4,32,535	1,36,668	97,076	1,00,370
<i>„ Burma</i>	202,581 =82,331,408	77,684 =31,605,020	49,340 =19,564,497	59,234 =23,601,385	128,774 =50,539,641	9,56,598	3,68,022	1,95,333	1,97,602	3,27,959
TOTAL	3,059,692 =1,234,090,575	1,435,980 =570,058,780	881,571 =332,403,512	592,095 =225,671,830	614,308 =239,231,260	1,22,48,144	62,77,764	28,94,977	19,05,632	22,21,190
Tobacco for Pipes and cigarettes (I. J)—	Lbs.	Lbs.	Lbs.	Lbs.	Lbs.					
United Kingdom (including Channel Islands)	160,672	115,120	35,666	37,565	47,021	9,90,078	7,87,858	2,37,098	2,36,345	3,17,746
Commonwealth of Australia	9,657	5,701	6,965	8,200	8,850	37,797	27,208	36,832	39,694	44,946
Other British Possessions	452	259	89	77	56	1,049	710	480	386	382
TOTAL BRITISH EMPIRE	170,781	121,080	42,710	45,842	55,927	10,84,919	8,15,766	2,74,411	2,76,425	3,63,074
United States of America—										
<i>Vid Atlantic Coast</i>	12,082	8,296	5,912	4,537	5,541	59,288	38,291	31,564	24,023	28,205
<i>„ Pacific „</i>	96	217
Other Foreign Countries	185	111	11	12	85	420	248	10	26	218
TOTAL FOREIGN COUNTRIES	12,867	8,347	5,919	4,549	5,626	63,703	38,639	31,791	24,049	28,423
<i>Share of Bengal</i>	93,697	76,409	27,167	30,405	36,749	6,41,518	6,11,696	2,13,131	2,16,663	3,01,268
<i>„ Bombay</i>	41,987	14,713	767	312	384	1,80,515	66,106	2,770	972	564
<i>„ Sind</i>	24,399	20,641	7,602	6,485	5,348	1,20,466	93,703	33,551	28,397	23,366
<i>„ Madras</i>	2,013	1,328	7,525	9,146	5,681	20,242
<i>„ Burma</i>	39,565	17,670	11,080	11,861	11,547	1,46,139	82,800	47,604	48,861	46,067
TOTAL	189,648	129,433	48,629	50,391	61,558	10,68,027	8,54,805	3,06,202	3,00,474	3,91,497
Other sorts (I. J)—	Lbs.	Lbs.	Lbs.	Lbs.	Lbs.					
United Kingdom (including Channel Islands)	89,920	40,991	35,458	40,755	33,149	1,51,293	1,95,942	1,60,132	1,89,482	1,41,243
Aden and Dependencies	1,318	512	6	600	..	6,768	2,613	17	2,400	..
Other British Possessions	382	154	118	32	76	296	398	247	64	160
TOTAL BRITISH EMPIRE	32,020	41,657	35,580	41,387	33,225	1,58,357	1,98,953	1,60,396	1,91,946	1,41,403
United States of America—										
<i>Vid Atlantic Coast</i>	5,886	3,525	4,288	5,348	3,474	18,790	12,116	16,275	15,075	10,415
Other Foreign Countries	1,246	584	883	246	237	2,093	1,990	3,484	495	290
TOTAL FOREIGN COUNTRIES	7,132	4,109	5,149	5,594	3,711	21,499	14,106	19,769	15,570	10,705
<i>Share of Bengal</i>	6,583	8,810	10,734	10,895	7,655	26,631	40,234	48,652	45,242	30,180
<i>„ Bombay</i>	14,356	23,998	26,022	32,080	27,020	61,613	1,02,858	1,13,077	1,44,050	1,16,572
<i>„ Madras</i>	18,104	12,955	3,871	3,996	1,213	38,706	38,941	18,325	18,214	6,904
<i>„ Burma</i>	709	3	42	10	141	2,916	6	50	10	551
TOTAL	39,752	45,766	40,729	46,981	36,026	1,79,646	2,13,060	1,80,105	2,07,516	1,62,109

GENERAL IMPORTS

(470)

No. 10—continued

ARTICLES, AND COUNTRIES OF CONSIGNMENT; ALSO SHARE OF EACH PROVINCE	QUANTITY					VALUE				
	1930-31	1931-32	1932-33	1933-34	1934-35	1930-31	1931-32	1932-33	1933-34	1934-35
Tobacco—concluded						R	R	R	R	R
Total Tobacco—	Lbs.	Lbs.	Lbs.	Lbs.	Lbs.					
United Kingdom (including Channel Islands) . . .	3,056,304	1,492,023	1,141,901	2,575,758	1,770,408	1,29,97,528	61,54,279	34,43,475	41,12,580	33,23,185
Aden and Dependencies . . .	5,134	3,435	2,939	3,559	4,783	25,575	18,111	11,957	12,465	12,731
Ceylon (excluding Maldives) . . .	11,551	1,941	739	903	4,624	65,628	2,307	726	902	1,124
Straits Settlements . . .	4,555	11,910	8,344	1,023	1,244	6,934	14,295	9,841	979	3,806
British Borneo	1,388	5,050	..
Hongkong . . .	17,386	11,073	4,279	17,570	20,198	25,779	19,080	3,585	25,905	27,080
Canada—										
Via Atlantic Coast	6,180	26,975	..	1	..	5,549	19,561
Commonwealth of Australia . . .	9,665	5,751	7,022	3,204	3,884	37,384	27,375	37,084	39,722	45,243
Other British Possessions . . .	506	4,075	218	1,237	124	2,097	3,415	967	2,372	596
TOTAL BRITISH EMPIRE	3,105,101	1,531,259	1,165,442	2,614,766	1,837,240	1,31,61,420	62,40,314	35,12,585	42,05,663	34,33,326
Germany . . .	5,625	380	603	725	103	8,329	2,074	3,374	4,272	965
Netherlands . . .	90,282	53,909	73,776	52,078	41,341	1,57,682	88,841	1,46,080	77,729	64,047
Belgium . . .	5,208	2,377	10,369	9,217	4,802	12,384	8,322	14,282	17,782	7,020
Greece (including Crete) . . .	2,804	897	1,162	1,584	1,124	6,565	4,349	2,931	5,789	4,490
Iran	11,725	66	21	8,821	159	40
Philippines . . .	21,819	143,581	15,575	9,722	7,499	63,594	2,04,262	62,827	31,041	28,939
China (exclusive of Hongkong and Macao) . . .	144,156	203,728	58,323	8,289	7,343	1,86,002	2,61,812	1,02,746	18,198	9,475
Japan . . .	794	9,735	23,705	74,265	6,171	3,258	2,334	50,301	1,05,002	8,488
Egypt . . .	12,561	12,524	11,150	5,865	3,717	56,891	67,736	43,764	41,705	35,723
United States of America—										
Via Atlantic Coast . . .	1,537,401	2,512,466	4,674,670	2,116,322	1,785,004	14,29,213	25,46,376	57,43,829	27,05,584	25,84,167
" Pacific "	96	1,495	353	217	4,782	915
Other Foreign Countries . . .	4,737	1,130	2,035	1,138	800	10,606	7,034	6,839	2,065	3,644
TOTAL FOREIGN COUNTRIES	1,824,886	2,946,197	4,886,189	2,279,751	1,864,283	19,54,389	31,93,640	61,81,011	30,09,053	27,49,113
Share of Bengal	1,552,746	1,350,772	3,384,202	2,698,798	1,770,738	53,45,516	39,20,323	44,36,554	29,57,443	23,21,979
" Bombay . . .	781,339	350,653	805,916	431,030	325,350	29,36,650	14,82,416	17,43,072	11,74,002	9,81,304
" Sind . . .	659,603	320,117	315,865	81,743	49,436	26,11,961	11,54,379	6,41,492	2,30,913	1,47,593
" Madras . . .	1,702,544	1,619,883	1,584,859	1,613,146	1,464,013	30,61,053	24,32,740	26,35,938	26,03,626	23,52,106
" Burma . . .	333,846	96,627	69,309	71,770	140,946	11,10,329	4,43,597	2,46,346	2,43,638	3,76,357
TOTAL	4,929,987	4,477,456	6,051,631	4,894,517	3,701,523	1,51,15,809	94,34,454	66,93,596	72,14,621	61,82,439
Tollet requisites (not sweetened elsewhere) (III. U) —										
United Kingdom (including Channel Islands) . . .	—	—	—	—	—	19,35,684	18,13,247	20,72,745	22,16,333	24,84,490
Straits Settlements . . .	—	—	—	—	—	14,849	6,141	6,161	3,791	5,450
Hongkong . . .	—	—	—	—	—	58,454	35,966	35,740	67,680	34,786
Zanzibar and Pemba . . .	—	—	—	—	—	5	37,297
Other British Possessions . . .	—	—	—	—	—	4,255	6,026	7,422	5,754	7,037
TOTAL BRITISH EMPIRE	—	—	—	—	—	20,08,747	18,98,677	21,22,098	22,92,567	25,31,763
Germany . . .	—	—	—	—	—	4,00,224	3,69,081	3,60,847	3,62,817	4,67,932
Belgium . . .	—	—	—	—	—	39,979	11,065	7,619	8,940	8,735
France . . .	—	—	—	—	—	5,58,544	4,02,688	4,43,222	4,02,224	3,06,327

No. 10—continued

ARTICLES, AND COUNTRIES OF CONSIGNMENT; ALSO SHARE OF EACH PROVINCE	QUANTITY					VALUE				
	1930-31	1931-32	1932-33	1933-34	1934-35	1930-31	1931-32	1932-33	1933-34	1934-35
						₹	₹	₹	₹	₹
Toilet requisites (not specified elsewhere) (III. U)—continued										
Italy (including Fiume)	—	—	—	—	—	1,37,179	68,980	1,27,745	88,670	97,242
Austria	—	—	—	—	—	23,276	25,071	53,718	79,961	1,08,018
Czechoslovakia	—	—	—	—	—	67,984	63,623	53,236	84,680	37,927
Java	—	—	—	—	—	6	178	12,268
China (excluding Hongkong and Macao)	—	—	—	—	—	62,574	38,674	51,028	55,086	49,761
Japan	—	—	—	—	—	3,32,552	3,89,175	3,14,368	10,01,691	11,30,336
Egypt	—	—	—	—	—	27	2,516	17,117	65	41
United States of America—										
Via Atlantic Coast	—	—	—	—	—	17,48,000	15,33,416	17,57,329	13,26,377	16,48,977
" Pacific "	—	—	—	—	—	407	19,108	2,519	3,996	986
Other Foreign Countries	—	—	—	—	—	6,341	6,692	2,363	4,824	5,001
TOTAL FOREIGN COUNTRIES	—	—	—	—	—	38,72,067	28,81,069	30,91,017	33,08,907	38,78,551
Share of Bengal	—	—	—	—	—	16,20,810	13,43,631	17,99,453	16,52,101	20,03,897
" Bombay	—	—	—	—	—	15,76,700	17,56,401	18,98,890	19,34,869	21,59,183
" Sind	—	—	—	—	—	6,24,554	5,63,750	6,92,509	6,98,713	8,28,185
" Madras	—	—	—	—	—	6,23,570	4,55,238	5,73,260	5,20,667	6,22,244
" Burma	—	—	—	—	—	9,35,180	6,55,726	8,49,673	8,55,124	7,81,805
TOTAL	—	—	—	—	—	58,80,814	47,79,746	58,13,685	56,61,474	64,05,814
Toys and requisites for games and sports (including fishing tackle)—										
Toys (III. U) —										
United Kingdom (including Channel Islands)	—	—	—	—	—	6,20,296	4,48,264	3,55,254	3,95,829	3,89,869
Gibraltar	—	—	—	—	—	7,158	240	24	37	—
Ceylon (excluding Maldives).	—	—	—	—	—	5,928	6,092	5,411	6,964	3,835
Straits Settlements	—	—	—	—	—	9,201	9,367	9,974	12,292	2,990
Canada—										
Via Atlantic Coast	—	—	—	—	—	1,693	5,969	19,085	255	106
" Pacific "	—	—	—	—	—	..	7	44	49	..
Other British Possessions	—	—	—	—	—	2,340	3,641	1,631	1,591	1,031
TOTAL BRITISH EMPIRE	—	—	—	—	—	5,46,616	4,73,580	3,91,423	4,17,017	3,97,329
Germany	—	—	—	—	—	7,03,831	4,64,539	3,34,326	2,54,428	2,15,908
Netherlands	—	—	—	—	—	5,050	3,038	2,735	7	3,107
Belgium	—	—	—	—	—	7,138	4,758	1,258	359	1,284
France	—	—	—	—	—	32,329	12,716	15,681	17,320	18,714
Italy (including Fiume)	—	—	—	—	—	2,015	2,122	4,964	769	5,153
Japan	—	—	—	—	—	12,78,929	9,33,330	20,24,794	30,48,659	25,38,026
United States of America—										
Via Atlantic Coast	—	—	—	—	—	2,10,424	1,44,247	94,584	31,711	33,535
" Pacific "	—	—	—	—	—	267	95	214	63	319
Other Foreign Countries	—	—	—	—	—	7,375	13,825	5,021	5,720	4,793
TOTAL FOREIGN COUNTRIES	—	—	—	—	—	22,47,358	15,79,170	25,38,577	33,59,036	29,20,899
Share of Bengal	—	—	—	—	—	8,73,186	6,73,941	10,17,854	15,47,690	11,65,767
" Bombay	—	—	—	—	—	12,06,743	9,63,416	14,21,027	17,06,001	13,47,210
" Sind	—	—	—	—	—	1,70,866	1,67,601	1,94,512	1,78,659	1,90,485
" Madras	—	—	—	—	—	3,20,576	1,30,783	1,44,877	1,61,114	1,35,024
" Burma	—	—	—	—	—	3,24,203	1,17,005	1,46,701	1,33,629	1,79,462
TOTAL	—	—	—	—	—	27,93,074	20,52,750	29,25,000	37,76,053	32,18,168

GENERAL IMPORTS

(472)

No. 10—continued

ARTICLES, AND COUNTRIES OF CONSIGNMENT; ALSO SHARE OF EACH PROVINCE	QUANTITY					VALUE				
	1930-31	1931-32	1932-33	1933-34	1934-35	1930-31	1931-32	1932-33	1933-34	1934-35
						R	R	R	R	R
Toys and requisites for games and sports (including fishing tackle)—continued										
<i>Requisites for games and sports (excluding firearms, etc.)—</i>										
<i>Playing Cards (III. U)—</i>										
United Kingdom (including Channel Islands)	—	—	—	—	—	86,177	1,11,164	2,25,543	1,52,602	1,89,372
Other British Possessions	—	—	—	—	—	1,858	822	946	567	2,205
TOTAL BRITISH EMPIRE	—	—	—	—	—	88,035	1,11,986	2,26,489	1,52,909	1,91,577
Germany	—	—	—	—	—	18,729	6,199	7,702	6,543	4,270
Netherlands	—	—	—	—	—	20,962	360	1,044	314	368
Belgium	—	—	—	—	—	4,63,774	3,40,150	4,29,074	93,109	1,10,313
Japan	—	—	—	—	—	20,025	23,219	2,53,413	2,68,451	4,67,399
United States of America—										
Vid Atlantic Coast	—	—	—	—	—	6,11,267	4,13,345	2,29,162	1,72,569	1,95,002
Other Foreign Countries	—	—	—	—	—	1,817	5,211	2,286	492	7,720
TOTAL FOREIGN COUNTRIES	—	—	—	—	—	11,36,574	7,93,484	9,23,581	5,41,529	7,86,347
Share of Bengal	—	—	—	—	—	3,36,220	2,50,755	4,04,730	2,16,773	3,17,364
" Bombay	—	—	—	—	—	3,48,325	2,62,337	3,69,735	2,14,303	2,54,302
" Sind	—	—	—	—	—	99,476	1,10,114	95,318	60,715	46,837
" Madras	—	—	—	—	—	2,60,676	2,18,349	1,69,720	1,54,509	1,87,173
" Burma	—	—	—	—	—	1,80,092	63,355	1,10,467	48,133	1,71,343
TOTAL	—	—	—	—	—	12,24,809	9,05,470	11,50,070	6,94,498	9,76,024
<i>Other sorts (III. U)—</i>										
United Kingdom (including Channel Islands)	—	—	—	—	—	6,13,604	5,05,862	4,65,105	6,13,837	6,16,751
Hongkong	—	—	—	—	—	4,302	4,193	3,806	5,447	5,231
Commonwealth of Australia	—	—	—	—	—	10	340	2,898	10,270	12,651
Other British Possessions	—	—	—	—	—	3,305	3,554	4,302	5,631	3,638
TOTAL BRITISH EMPIRE	—	—	—	—	—	6,21,221	5,14,449	4,75,014	6,35,185	6,38,271
Norway	—	—	—	—	—	93,769	96,781	78,168	87,530	80,480
Germany	—	—	—	—	—	1,06,721	72,474	62,953	44,786	39,583
Netherlands	—	—	—	—	—	5,204	3,431	3,387	443	565
France	—	—	—	—	—	3,032	6,120	5,400	4,610	4,708
China (exclusive of Hongkong and Macao)	—	—	—	—	—	2,544	3,301	2,050	4,581	5,051
Japan	—	—	—	—	—	11,270	3,642	7,528	62,616	52,729
United States of America—										
Vid Atlantic Coast	—	—	—	—	—	23,198	38,591	11,150	14,334	31,314
" Pacific "	—	—	—	—	—	66	185	460	22	1,098
Other Foreign Countries	—	—	—	—	—	5,837	7,252	10,614	10,667	5,665
TOTAL FOREIGN COUNTRIES	—	—	—	—	—	2,66,436	2,31,677	1,81,715	2,29,539	2,22,004
Share of Bengal	—	—	—	—	—	3,40,342	2,94,029	2,34,632	3,19,401	3,11,562
" Bombay	—	—	—	—	—	2,63,791	2,19,335	1,95,473	2,32,394	2,09,333
" Sind	—	—	—	—	—	1,24,994	1,13,934	1,02,097	1,22,022	1,43,343
" Madras	—	—	—	—	—	64,088	38,647	40,369	69,765	64,656
" Burma	—	—	—	—	—	94,842	79,731	34,608	30,492	1,25,922
TOTAL	—	—	—	—	—	8,87,657	7,46,126	6,57,629	8,64,774	8,60,365

No. 10—continued

ARTICLES, AND COUNTRIES OF CONSIGNMENT; ALSO SHARE OF EACH PROVINCE	QUANTITY					VALUE				
	1930-31	1931-32	1932-33	1933-34	1934-35	1930-31	1931-32	1932-33	1933-34	1934-35
Toys and requisites for games and sports (including fishing tackle)—concluded						R	R	R	R	R
<i>Total value of toys and requisites for games and sports (including fishing tackle)—</i>										
United Kingdom (including Channel Islands)	—	—	—	—	—	12,20,077	10,65,280	10,45,905	11,62,268	11,95,992
Gibraltar	—	—	—	—	—	7,158	240	24	37	10
Ceylon (excluding Maldives)	—	—	—	—	—	6,353	6,301	6,872	8,336	3,963
Straits Settlements	—	—	—	—	—	18,208	13,093	12,407	16,653	6,040
Hongkong	—	—	—	—	—	5,945	5,379	4,701	6,534	6,082
Canada—										
Vid Atlantic Coast.	—	—	—	—	—	1,800	5,989	19,121	205	409
" Pacific "	—	—	—	—	—	..	12	44	40	..
Commonwealth of Australia	—	—	—	—	—	713	1,380	3,233	10,615	13,088
Other British Possessions	—	—	—	—	—	623	2,331	1,622	384	1,527
TOTAL BRITISH EMPIRE	—	—	—	—	—	12,55,872	11,00,015	10,98,829	12,05,171	12,27,177
Sweden	—	—	—	—	—	583	1,699	95	914	5,585
Norway	—	—	—	—	—	93,769	95,731	78,168	87,580	80,480
Germany	—	—	—	—	—	8,29,281	5,48,212	4,54,986	3,05,767	2,59,761
Netherlands	—	—	—	—	—	31,216	6,829	7,166	764	4,026
Belgium	—	—	—	—	—	4,71,214	3,45,183	4,32,421	94,219	1,11,080
France	—	—	—	—	—	41,851	18,968	21,081	21,954	23,440
Italy (including Fiume)	—	—	—	—	—	4,541	5,760	10,687	4,533	8,530
Austria	—	—	—	—	—	2,677	3,844	3,402	2,965	2,571
Czechoslovakia	—	—	—	—	—	1,803	4,059	605	1,344	..
China (exclusive of Hong- kong and Macao)	—	—	—	—	—	4,294	6,634	3,725	6,753	5,917
Japan	—	—	—	—	—	13,10,224	9,65,691	22,85,735	33,79,726	30,58,354
United States of America—										
Vid Atlantic Coast	—	—	—	—	—	3,54,884	5,06,183	3,34,896	2,18,605	2,59,941
" Pacific "	—	—	—	—	—	333	230	674	85	2,317
Other Foreign Countries	—	—	—	—	—	3,293	4,368	5,220	5,005	5,672
TOTAL FOREIGN COUNTRIES	—	—	—	—	—	36,50,368	26,04,331	36,38,870	41,30,154	38,23,280
Share of Bengal	—	—	—	—	—	16,49,658	12,18,725	16,57,316	21,13,569	17,94,693
" Bombay	—	—	—	—	—	18,17,859	14,45,637	19,86,285	21,59,313	20,10,795
" Sind	—	—	—	—	—	3,94,436	3,91,649	3,91,956	3,61,296	3,86,166
" Madras	—	—	—	—	—	4,45,240	3,88,184	3,55,466	3,85,388	3,86,357
" Burma	—	—	—	—	—	5,92,947	2,60,101	3,41,676	3,32,454	4,76,947
TOTAL	—	—	—	—	—	49,06,240	37,04,346	47,32,699	53,35,325	50,55,457
Umbrellas and Umbrella fittings—										
<i>Umbrellas, complete, in- cluding Parasols and Sunshades (I.I.U.)—</i>	No.	No.	No.	No.	No.					
United Kingdom (including Channel Islands)	40,119	38,599	28,380	30,302	21,099	1,15,933	95,389	65,153	60,463	50,370
Ceylon (excluding Maldives)	15,556	11,012	10,961	10,467	9,137	42,303	24,006	22,022	18,179	18,036
Other British Possessions	3,438	2,147	2,635	789	1,180	6,082	3,185	3,356	1,300	1,109
TOTAL BRITISH EMPIRE	59,103	51,758	42,026	42,058	31,416	1,64,318	1,22,577	90,531	85,972	73,515

GENERAL IMPORTS

(474)

No. 10—continued

ARTICLES, AND COUNTRIES OF CONSIGNMENT; ALSO SHARE OF EACH PROVINCE	QUANTITY					VALUE				
	1930-31	1931-32	1932-33	1933-34	1934-35	1930-31	1931-32	1932-33	1933-34	1934-35
	No.	No.	No.	No.	No.	₹	₹	₹	₹	₹
Umbrellas and Umbrella fittings—continued										
<i>Umbrellas, complete, including Parasols and Sunshades (III. U)—continued</i>										
Germany	476	41	2,358	16	11	1,174	172	6,565	109	96
France	11,108	17,122	11,443	3,810	2,773	34,715	37,089	26,705	11,638	9,038
Switzerland	4,550	10,663
Italy (including Fiume)	1,623	3,025	1,369	13	251	2,406	5,512	2,437	38	379
Japan	4,328	14,802	250,537	602,571	245,327	9,719	11,865	1,30,097	3,26,137	59,599
Other Foreign Countries	4,350	54,257	1,221	398	749	9,324	6,177	1,834	708	1,457
TOTAL FOREIGN COUNTRIES	29,040	40,247	266,927	606,810	249,111	68,030	61,666	1,67,613	3,38,715	70,598
Share of Bengal	4,837	4,736	73,172	159,455	147,231	14,745	9,241	31,928	46,777	33,069
" Bombay	35,243	33,779	186,796	411,337	73,184	92,932	57,233	1,45,348	2,67,919	69,784
" Sind	1,988	707	3,448	9,726	6,081	5,266	2,532	4,133	7,497	6,396
" Madras	26,333	17,529	22,849	65,091	21,497	66,948	36,668	48,223	67,303	22,950
" Burma	20,947	36,264	17,638	100,345	32,484	52,532	73,718	30,422	36,191	13,344
TOTAL	89,046	92,005	308,953	738,574	350,527	2,32,414	1,84,242	2,58,169	4,24,637	1,44,083
Umbrella fittings (III. U)—										
United Kingdom (including Channel Islands)	—	—	—	—	—	4,56,831	5,04,337	3,02,922	2,89,429	2,67,566
Other British Possessions	—	—	—	—	—	..	980	..	1,110	25
TOTAL BRITISH EMPIRE	—	—	—	—	—	4,56,831	5,05,317	3,02,922	2,90,539	2,67,591
Norway	—	—	—	—	—	10,782
Germany	—	—	—	—	—	14,34,916	11,17,551	7,17,631	5,02,239	5,92,066
Belgium	—	—	—	—	—	19,034	2,342	1,943	810	..
France	—	—	—	—	—	31,632	40,076	49,518	11,953	2,139
Italy (including Fiume)	—	—	—	—	—	58,857	1,51,313	77,868	63,202	37,043
China (exclusive of Hongkong and Macao)	—	—	—	—	—	1,098	34,369	23,338	720	..
Japan	—	—	—	—	—	8,59,152	9,75,851	13,32,187	13,77,148	16,79,644
United States of America— Via Atlantic Coast	—	—	—	—	—	11,387	2,431	110
Other Foreign Countries	—	—	—	—	—	3,210	2,981	2,632	4,977	2,726
TOTAL FOREIGN COUNTRIES	—	—	—	—	—	24,19,279	23,26,919	22,15,949	19,51,054	23,14,678
Share of Bengal	—	—	—	—	—	15,90,327	13,44,976	12,47,566	13,38,495	13,67,701
" Bombay	—	—	—	—	—	6,24,683	5,96,174	7,22,009	5,78,096	6,72,915
" Sind	—	—	—	—	—	10	31	..	3	2,329
" Madras	—	—	—	—	—	1,63,716	1,49,796	1,10,574	1,33,560	1,52,006
" Burma	—	—	—	—	—	4,97,474	2,41,269	4,38,728	2,51,440	3,77,318
TOTAL	—	—	—	—	—	28,76,110	28,32,236	25,18,871	22,41,503	25,72,269
Total value of Umbrellas and Umbrella fittings—										
United Kingdom (including Channel Islands)	—	—	—	—	—	5,72,764	5,99,723	3,39,975	3,55,022	3,16,986
Ceylon (excluding Maldives)	—	—	—	—	—	42,303	24,006	22,022	18,170	18,036
Other British Possessions	—	—	—	—	—	6,082	4,165	3,352	2,410	1,184
TOTAL BRITISH EMPIRE	—	—	—	—	—	6,21,149	6,27,894	3,93,458	3,76,511	3,91,106

No. 10—continued

ARTICLES, AND COUNTRIES OF CONSIGNMENT; ALSO SHARE OF EACH PROVINCE	QUANTITY					VALUE				
	1930-31	1931-32	1932-33	1933-34	1934-35	1930-31	1931-32	1932-33	1933-34	1934-35
Umbrellas and Umbrella fittings—continued						R	R	R	R	R
<i>Total value of Umbrellas and Umbrella fittings—continued,</i>										
Norway	—	—	—	—	—	10,732	2	..
Germany	—	—	—	—	—	14,36,090	11,17,723	7,24,198	5,07,438	5,02,101
Belgium	—	—	—	—	—	22,624	8,708	1,043	810	1,206
France	—	—	—	—	—	66,347	78,016	76,223	23,591	11,227
Switzerland	—	—	—	—	—	11,533
Italy (including Fiume)	—	—	—	—	—	61,353	1,56,830	80,805	53,240	38,322
China (exclusive of Hongkong and Macao)	—	—	—	—	—	1,610	35,649	23,734	903	172
Japan	—	—	—	—	—	8,68,871	9,87,716	14,62,284	17,03,286	17,39,243
Other Foreign Countries	—	—	—	—	—	18,947	8,883	4,120	5,503	2,915
TOTAL FOREIGN COUNTRIES	—	—	—	—	—	24,87,876	23,85,584	23,83,587	22,89,769	23,86,246
<i>Share of Bengal:</i>	—	—	—	—	—	16,04,973	13,54,217	12,79,483	13,75,372	14,00,710
" Bombay	—	—	—	—	—	7,17,615	6,53,407	6,07,357	8,45,115	7,62,699
" Sind	—	—	—	—	—	6,266	3,613	4,133	7,499	3,226
" Madras	—	—	—	—	—	2,30,664	1,86,364	1,56,302	2,50,763	1,74,998
" Burma	—	—	—	—	—	5,50,008	3,19,977	4,69,310	2,37,631	3,39,663
TOTAL	—	—	—	—	—	31,08,524	30,16,478	27,77,040	26,66,280	27,16,352
Vehicles, excluding locomotives, etc., for railways—										
<i>Carriages and carts not mechanically propelled and parts thereof (excluding railway carriages, trucks, etc.)—</i>										
<i>Carriages and carts not mechanically propelled (excluding railway carriages, trucks, etc.) (III. O)—</i>	No.	No.	No.	No.	No.					
United Kingdom (including Channel Islands)	473	109	292	417	618	2,13,071	22,123	84,992	47,039	68,220
Straits Settlements	11	185	3	2	36	1,651	24,170	194	23	1,645
Hongkong	112	564	302	1	..	13,440	66,824	25,020	136
Other British Possessions	3	3	4	2	3	160	100	76	187	28
TOTAL BRITISH EMPIRE	487	409	863	723	667	2,14,882	59,888	1,52,038	72,269	70,029
Germany	220	345	20	179	2	27,274	22,690	2,957	14,748	1,187
Netherlands	97	6	..	2	..	5,981	488	..	206	..
Belgium	76	12	10	8	..	9,602	2,255	411	885	..
France	22	4	..	4	..	5,916	1,600	..	1,427	..
China (exclusive of Hongkong and Macao)	1	196	820	310	1	176	24,317	32,130	17,586	120
Japan	2,341	2,011	516	691	1,086	2,97,029	2,48,514	47,923	62,921	44,391
United States of America— Via Atlantic Coast	198	216	66	3	15	10,184	67,058	16,112	129	6,267
Other Foreign Countries	1	1	1	6	14	25	80	152	945	3,139
TOTAL FOREIGN COUNTRIES	2,940	2,791	933	1,203	1,118	3,55,286	3,62,476	99,686	83,842	55,104

GENERAL IMPORTS

(476)

No. 10—continued

ARTICLES AND COUNTRIES OF CONSIGNMENT; ALSO SHARE OF EACH PROVINCE	QUANTITY					VALUE				
	1930-31	1931-32	1932-33	1933-34	1934-35	1930-31	1931-32	1932-33	1933-34	1934-35
Vehicles, excluding locomotives, etc., for railways—continued						R	R	R	R	R
<i>Carriages and carts not mechanically propelled and parts thereof (excluding railway carriages, trucks, etc.)—continued</i>										
<i>Carriages and carts not mechanically propelled (excluding railway carriages, trucks, etc.) (III. O)—continued</i>	No.	No.	No.	No.	No.					
Share of Bengal	535	650	476	520	615	1,45,564	1,25,449	75,109	47,814	56,961
„ Bombay	261	355	100	374	490	95,649	15,876	4,676	43,858	31,947
„ Sind	130	32	31	11	19	16,292	17,486	54,432	4,583	6,371
„ Madras	147	17	108	76	149	15,692	1,494	9,905	9,859	23,411
„ Burma	2,363	2,336	1,031	945	501	2,96,921	2,62,003	1,07,702	64,957	6,543
{ Protected	505	421	92	109	24	52,237	59,342	7,421	16,286	6,004
{ Not protected	2,931	2,869	1,704	1,727	1,751	5,17,831	3,32,066	2,44,353	1,44,825	1,18,229
TOTAL	3,436	3,290	1,796	1,926	1,775	6,70,118	4,22,308	2,51,774	1,61,111	1,25,133
Parts of carriages and carts (excluding rubber tyres) (III. O)—										
United Kingdom (including Channel Islands)	—	—	—	—	—	2,16,299	1,84,997	1,21,078	1,37,387	4,13,786
Straits Settlements	—	—	—	—	—	230	305	1,350	1,737	37,572
Other British Possessions	—	—	—	—	—	1,694	634	4,076	524	122
TOTAL BRITISH EMPIRE	—	—	—	—	—	2,18,223	1,85,936	1,27,309	1,39,648	4,51,480
Sweden	—	—	—	—	—	8,034	2,519	302
Germany	—	—	—	—	—	91,871	59,552	21,165	57,318	58,381
Belgium	—	—	—	—	—	22,050	9,757	2,885	4,308	12,615
France	—	—	—	—	—	4,166	5,898	6,553	2,141	..
China (exclusive of Hongkong and Macao)	—	—	—	—	—	7,624	24,020	3,839
Japan	—	—	—	—	—	32,366	29,964	15,508	22,556	32,440
United States of America—										
Via Atlantic Coast	—	—	—	—	—	15,382	12,131	3,443	5,280	10,360
„ Pacific „	—	—	—	—	—	201	3,049
Other Foreign Countries	—	—	—	—	—	947	1,766	2,075	695	500
TOTAL FOREIGN COUNTRIES	—	—	—	—	—	1,75,107	1,18,631	59,053	1,16,488	1,18,487
<i>Share of Bengal</i>	<i>—</i>	<i>—</i>	<i>—</i>	<i>—</i>	<i>—</i>	<i>2,05,337</i>	<i>1,32,391</i>	<i>37,331</i>	<i>1,01,231</i>	<i>2,32,669</i>
<i>„ Bombay</i>	<i>—</i>	<i>—</i>	<i>—</i>	<i>—</i>	<i>—</i>	<i>53,549</i>	<i>53,394</i>	<i>33,235</i>	<i>57,601</i>	<i>36,455</i>
<i>„ Sind</i>	<i>—</i>	<i>—</i>	<i>—</i>	<i>—</i>	<i>—</i>	<i>29,319</i>	<i>27,776</i>	<i>29,190</i>	<i>21,407</i>	<i>42,476</i>
<i>„ Madras</i>	<i>—</i>	<i>—</i>	<i>—</i>	<i>—</i>	<i>—</i>	<i>53,151</i>	<i>35,651</i>	<i>43,806</i>	<i>61,643</i>	<i>1,00,561</i>
<i>„ Burma</i>	<i>—</i>	<i>—</i>	<i>—</i>	<i>—</i>	<i>—</i>	<i>45,474</i>	<i>55,095</i>	<i>42,760</i>	<i>74,254</i>	<i>1,07,806</i>
{ Protected	—	—	—	—	—	1,71,126	1,37,134	45,956	77,694	89,869
{ Not protected	—	—	—	—	—	2,22,204	1,67,498	1,40,496	2,25,392	4,30,098
TOTAL	—	—	—	—	—	3,93,330	3,04,617	1,86,452	3,06,086	5,09,967
Persambulators and children's go-carts (III. O)—	No.	No.	No.	No.	No.					
United Kingdom (including Channel Islands)	5,081	5,860	4,992	3,775	3,654	1,31,246	1,35,851	1,06,294	80,642	77,590
Other British Possessions	20	65	10	9	16	552	369	116	117	204
TOTAL BRITISH EMPIRE	5,101	5,925	5,002	3,784	3,670	1,31,798	1,36,220	1,06,410	80,759	77,794
Japan	9	121	937	2,157	3,733	263	1,033	4,991	12,830	23,165
Other Foreign Countries	154	28	21	20	36	3,259	831	510	1,429	632
TOTAL FOREIGN COUNTRIES	163	149	958	2,177	3,769	3,522	1,864	5,501	14,259	24,047

No. 10—continued

ARTICLES, AND COUNTRIES OF CONSIGNMENT; ALSO SHARE OF EACH PROVINCE	QUANTITY					VALUE				
	1930-31	1931-32	1932-33	1933-34	1934-35	1930-31	1931-32	1932-33	1933-34	1934-35
Vehicles (excluding loco- motives, etc., for railways) —continued						R	R	R	R	R
Carriages and carts not me- chanically propelled and parts thereof (excluding rail- way carriages, trucks, etc.) —continued	No.	No.	No.	No.	No.					
Perambulators and children's go-carts III.O.—contd.										
Share of Bengal	1,613	1,630	1,962	1,937	3,046	38,449	33,446	36,159	27,426	34,950
" Bombay	1,632	2,240	1,919	1,720	1,603	41,337	63,385	33,640	28,912	25,042
" Sind	724	631	560	859	767	21,738	15,684	13,519	12,305	8,989
" Madras	682	913	910	639	1,037	16,610	20,928	16,719	14,579	18,438
" Burma	723	761	619	765	1,036	17,766	14,641	17,834	11,756	13,522
TOTAL	5,278	6,075	5,960	5,970	7,439	1,85,310	1,88,084	1,11,911	95,018	1,01,841
Parts of perambulators and children's go-carts (III. O)—										
United Kingdom (including Channel Islands)	—	—	—	—	—	12,433	31,299	33,422	29,113	19,005
Other British Possessions	—	—	—	—	—	..	4,470
TOTAL BRITISH EMPIRE	—	—	—	—	—	12,433	35,769	33,422	29,118	19,005
TOTAL FOREIGN COUNTRIES	—	—	—	—	—	723	155	151	314	621
Share of Bengal	—	—	—	—	—	1,033	1,315	1,213	301	1,163
" Bombay	—	—	—	—	—	2,099	9,063	9,745	13,396	7,979
" Sind	—	—	—	—	—	9,998	25,330	22,555	15,158	11,056
" Madras	—	—	—	—	—	30	..	44	46	13
" Burma	—	—	—	—	—	..	216	16	..	17
TOTAL	—	—	—	—	—	13,158	36,924	33,573	29,432	20,226
Total value of carriages and carts not mechanically propelled and parts thereof (excluding railway carriages, trucks, etc.)—										
United Kingdom (including Channel Islands)	—	—	—	—	—	5,73,051	3,74,270	3,45,781	3,44,186	5,70,201
Straits Settlements	—	—	—	—	—	2,100	24,601	1,640	1,783	39,297
Hongkong	—	—	—	—	—	..	13,968	71,036	25,023	136
Other British Possessions	—	—	—	—	—	2,187	4,969	202	802	274
TOTAL BRITISH EMPIRE	—	—	—	—	—	5,77,338	4,17,808	4,19,319	3,71,794	6,18,808
Sweden	—	—	—	—	—	8,034	2,519	302
Germany	—	—	—	—	—	1,20,821	76,813	24,522	73,196	60,677
Netherlands	—	—	—	—	—	7,119	1,023	1,802	835	301
Belgium	—	—	—	—	—	31,652	12,012	3,097	5,253	12,616
France	—	—	—	—	—	10,513	7,503	6,636	3,715	69
China (exclusive of Hong- kong and Macao)	—	—	—	—	—	195	24,897	39,809	41,686	4,009
Japan	—	—	—	—	—	3,29,658	2,74,512	68,492	88,621	1,00,177
United States of America—										
Via Atlantic Coast	—	—	—	—	—	25,900	79,405	19,575	5,445	16,811
" Pacific "	—	—	—	—	—	291	3,145
Other Foreign Countries	—	—	—	—	—	394	896	453	1,052	3,393
TOTAL FOREIGN COUNTRIES	—	—	—	—	—	5,34,589	4,89,125	1,84,391	2,19,853	1,98,259
Share of Bengal	—	—	—	—	—	3,90,383	2,93,101	1,48,872	1,76,824	2,25,743
" Bombay	—	—	—	—	—	1,93,154	1,31,628	83,246	1,44,166	1,61,423
" Sind	—	—	—	—	—	77,816	36,976	1,19,776	53,433	69,091
" Madras	—	—	—	—	—	89,383	58,073	69,474	76,167	1,42,422
" Burma	—	—	—	—	—	3,61,151	3,31,955	1,42,342	1,41,007	1,27,888
TOTAL	—	—	—	—	—	11,11,926	9,00,933	5,83,710	5,91,647	8,17,167

GENERAL IMPORTS

ARTICLES, AND COUNTRIES OF CONSIGNMENT; ALSO SHARE OF EACH PROVINCE	QUANTITY					VALUE				
	1930-31	1931-32	1932-33	1933-34	1934-35	1930-31	1931-32	1932-33	1933-34	1934-35
Vehicles, (excluding locomotives, etc., for railways)—continued						R	R	R	R	R
<i>Cycles, (other than motor cycles) and parts thereof and accessories—</i>										
<i>Cycles imported entire or in sections (III. O)—</i>	No.	No.	No.	No.	No.					
United Kingdom (including Channel Islands)	49,270	46,780	53,759	71,760	90,433	20,21,237	16,98,348	18,52,763	23,17,331	23,22,708
Other British Possessions	39	46	45	27	16	1,716	1,752	1,371	670	541
TOTAL BRITISH EMPIRE	49,309	46,826	53,804	71,787	90,448	20,22,953	17,00,100	18,54,134	23,18,001	23,23,249
Germany	2,198	1,168	725	21	23	69,305	36,317	8,363	926	1,328
France	682	366	25	1	2	24,324	12,058	601	189	164
Japan	1,190	1,258	14,889	16,717	15,729	25,222	22,553	1,70,347	1,88,910	1,57,771
Other Foreign Countries	93	59	85	98	79	6,974	2,152	4,700	4,649	3,704
TOTAL FOREIGN COUNTRIES	4,163	2,846	15,724	16,837	15,838	1,25,828	73,080	1,84,511	1,94,674	1,62,867
<i>Share of Bengal</i>	<i>18,339</i>	<i>16,624</i>	<i>20,336</i>	<i>27,363</i>	<i>36,530</i>	<i>7,16,869</i>	<i>5,40,603</i>	<i>6,28,745</i>	<i>3,06,532</i>	<i>10,29,505</i>
<i>„ Bombay</i>	<i>11,912</i>	<i>15,658</i>	<i>24,273</i>	<i>23,310</i>	<i>30,493</i>	<i>4,43,714</i>	<i>6,09,490</i>	<i>5,69,740</i>	<i>7,72,375</i>	<i>4,78,316</i>
<i>„ Sind</i>	<i>10,710</i>	<i>11,277</i>	<i>11,797</i>	<i>14,644</i>	<i>17,373</i>	<i>4,14,063</i>	<i>4,09,653</i>	<i>3,72,144</i>	<i>4,06,137</i>	<i>4,67,351</i>
<i>„ Madras</i>	<i>2,507</i>	<i>6,210</i>	<i>9,007</i>	<i>15,609</i>	<i>14,501</i>	<i>3,26,638</i>	<i>1,68,941</i>	<i>2,73,733</i>	<i>4,19,085</i>	<i>3,92,952</i>
<i>„ Burma</i>	<i>4,004</i>	<i>2,603</i>	<i>4,116</i>	<i>2,792</i>	<i>6,789</i>	<i>2,42,690</i>	<i>1,44,688</i>	<i>1,93,393</i>	<i>1,08,696</i>	<i>2,17,951</i>
TOTAL	58,472	49,672	69,528	88,624	106,286	21,48,776	17,78,180	20,38,645	25,13,175	29,86,110
Parts of cycles and accessories (excluding rubber tyres) (III. O)—										
United Kingdom (including Channel Islands)	—	—	—	—	—	27,40,629	26,34,777	33,43,389	39,49,397	42,09,852
Other British Possessions	—	—	—	—	—	1,537	1,798	699	1,184	1,189
TOTAL BRITISH EMPIRE	—	—	—	—	—	27,42,166	26,36,575	33,44,088	39,50,581	42,11,041
Germany	—	—	—	—	—	10,68,235	7,86,537	7,79,881	6,08,586	7,71,184
Netherlands	—	—	—	—	—	89,888	61,998	82,996	1,18,868	1,97,835
Belgium	—	—	—	—	—	5,868	9,931	650	1,439	435
France	—	—	—	—	—	76,661	70,328	15,880	—	818
Italy (including Fiume)	—	—	—	—	—	1,749	10,736	24,293	23,324	17,493
Japan	—	—	—	—	—	10,83,570	11,62,195	17,40,790	16,56,935	17,32,707
United States of America—Vid Atlantic Coast	—	—	—	—	—	6,474	2,957	18,889	3,840	2,425
Other Foreign Countries	—	—	—	—	—	5,971	6,602	3,818	763	1,238
TOTAL FOREIGN COUNTRIES	—	—	—	—	—	28,28,399	21,01,284	26,67,197	24,08,755	27,24,135
<i>Share of Bengal</i>	<i>—</i>	<i>—</i>	<i>—</i>	<i>—</i>	<i>—</i>	<i>20,91,372</i>	<i>16,23,751</i>	<i>20,31,750</i>	<i>20,49,601</i>	<i>23,26,686</i>
<i>„ Bombay</i>	<i>—</i>	<i>—</i>	<i>—</i>	<i>—</i>	<i>—</i>	<i>11,99,621</i>	<i>14,92,545</i>	<i>16,17,293</i>	<i>18,19,803</i>	<i>16,33,934</i>
<i>„ Sind</i>	<i>—</i>	<i>—</i>	<i>—</i>	<i>—</i>	<i>—</i>	<i>2,19,014</i>	<i>7,93,342</i>	<i>10,39,894</i>	<i>11,35,535</i>	<i>14,13,497</i>
<i>„ Madras</i>	<i>—</i>	<i>—</i>	<i>—</i>	<i>—</i>	<i>—</i>	<i>6,36,619</i>	<i>6,78,336</i>	<i>10,00,437</i>	<i>11,70,629</i>	<i>13,16,826</i>
<i>„ Burma</i>	<i>—</i>	<i>—</i>	<i>—</i>	<i>—</i>	<i>—</i>	<i>2,29,946</i>	<i>1,49,835</i>	<i>3,21,911</i>	<i>1,33,818</i>	<i>2,45,184</i>
TOTAL	—	—	—	—	—	50,70,565	47,37,859	60,11,195	63,59,336	69,35,176
Total value of Cycles (other than motor cycles) and parts thereof and accessories—										
United Kingdom (including Channel Islands)	—	—	—	—	—	47,61,866	43,38,125	51,06,152	62,07,228	70,32,560
Other Brit in Possessions	—	—	—	—	—	3,258	3,550	1,980	1,854	1,730
TOTAL BRITISH EMPIRE	—	—	—	—	—	47,65,119	43,38,675	51,98,132	62,69,082	70,34,290

No. 10—continued

ARTICLES, AND COUNTRIES OF CONSIGNMENT; ALSO SHARE OF EACH PROVINCE	QUANTITY					VALUE				
	1930-31	1931-32	1932-33	1933-34	1934-35	1930-31	1931-32	1932-33	1933-34	1934-35
Vehicles, excluding locomotives, etc., for railways—continued						R	R	R	R	R
Cycles (other than motor cycles) and parts thereof and accessories—concluded										
Total value of Cycles (other than motor cycles and parts thereof and accessories)—continued										
Germany	—	—	—	—	—	11,27,540	8,22,854	7,89,744	6,09,512	7,72,412
Netherlands	—	—	—	—	—	80,880	62,298	82,998	1,13,868	1,07,838
Belgium	—	—	—	—	—	5,868	9,981	650	1,773	435
France	—	—	—	—	—	1,00,935	82,386	16,481	180	982
Italy (including Fiume)	—	—	—	—	—	2,170	10,750	24,375	23,595	17,792
Japan	—	—	—	—	—	11,08,782	11,74,748	10,11,187	18,45,845	18,90,478
United States of America—										
Via Atlantic Coast	—	—	—	—	—	11,174	3,172	19,074	3,023	2,617
" Pacific "	—	—	—	—	—	60	..	60
Other Foreign Countries	—	—	—	—	—	7,764	8,219	8,191	4,724	4,451
TOTAL FOREIGN COUNTRIES	—	—	—	—	—	24,54,224	21,74,304	28,51,708	26,08,429	28,87,002
Share of Bengal	—	—	—	—	—	28,08,041	21,04,259	26,60,495	28,58,453	33,55,191
" Bombay	—	—	—	—	—	16,48,333	10,02,035	21,38,943	26,92,173	26,12,300
" Sind	—	—	—	—	—	13,33,077	12,02,896	14,13,036	15,41,722	18,80,868
" Madras	—	—	—	—	—	9,67,248	8,47,327	13,74,160	15,89,514	17,09,778
" Burma	—	—	—	—	—	4,72,642	2,94,523	5,15,204	2,92,516	4,63,166
TOTAL	—	—	—	—	—	72,10,843	65,11,039	80,49,840	88,72,511	99,21,292
Mechanically propelled vehicles (excluding railway locomotives and tractors)—										
Aircraft (III. O)—										
United Kingdom (including Channel Islands)	No. 10	No. 15	No. 17	No. 22	No. 25	2,09,708	1,37,985	1,93,218	2,52,995	3,44,007
Straits Settlements	1	7,000
Canada—										
Via Atlantic Coast	2	21,838
Commonwealth of Australia	2	6,063	..
TOTAL BRITISH EMPIRE	10	17	18	24	25	2,09,708	1,59,773	2,05,218	2,59,058	3,44,007
France	1	16,461
Iraq	1	..	1	1,000	..	13,000
Iran	1	17,000
United States of America—										
Via Atlantic Coast	1	2	5,600	21,108
Other Foreign Countries	1	53	4,935	..
TOTAL FOREIGN COUNTRIES	2	2	1	1	2	22,600	21,108	1,053	4,935	28,481
Share of Bengal	2	2	4	7	5	22,223	27,576	29,661	69,531	91,465
" Bombay	1	3	5	6	9	11,990	63,396	45,344	43,106	1,17,865
" Sind	10	5	9	9	12	1,84,466	47,274	1,26,292	1,15,345	1,40,163
" Madras	2	2	1	2	..	13,626	18,292	4,974	59,825	..
" Burma	2	..	1	1	..	21,838	..	6,387	22,992
TOTAL	21	19	19	25	27	2,92,368	1,80,876	2,06,271	2,63,998	3,72,488
Parts of aircraft (III. O)—										
United Kingdom (including Channel Islands)	—	—	—	—	—	1,29,749	86,409	1,33,100	3,94,374	2,44,544
Palestine	—	—	—	—	—	13,178	..	37
Straits Settlements	—	—	—	—	—	3,748	2,073	214	503	6,179
Other British Possessions	—	—	—	—	—	1,744	4,968	..	2,745	3,153
TOTAL BRITISH EMPIRE	—	—	—	—	—	1,35,241	94,150	1,46,492	3,97,622	2,53,913

GENERAL IMPORTS

(480)

No. 10—continued

ARTICLES, AND COUNTRIES OF CONSIGNMENT; ALSO SHARE OF EACH PROVINCE	QUANTITY					VALUE				
	1930-31	1931-32	1932-33	1933-34	1934-35	1930-31	1931-32	1932-33	1933-34	1934-35
						R	R	R	R	R
Vehicles, excluding locomotives, etc., for railways—continued										
<i>Mechanically propelled vehicles (excluding railway locomotives and tractors)—continued</i>										
Parts of aircraft (III. O)—contd.										
Germany	—	—	—	—	—	3,726	6,118	264	251	..
Netherlands	—	—	—	—	—	709	10,557	0,363	3,879	9,581
Belgium	—	—	—	—	—	33,002	..	18,162
France	—	—	—	—	—	28	63,150	41,979	49,150	86,316
Syria	—	—	—	—	—	..	14,381	..	6,029	10,887
Muskat Territory and Trudal Oman	—	—	—	—	—	362	2,360	7,046
French Indo-China	—	—	—	—	—	14,392	48,998	34,798
Egypt	—	—	—	—	—	30,758	24,427	16,028	46,664	27,016
United States of America—										
Via Atlantic Coast	—	—	—	—	—	4,931	7,504	..	2,670	420
Other Foreign Countries	—	—	—	—	—	1,109	5,802	2,595	3,635	1,047
TOTAL FOREIGN COUNTRIES	—	—	—	—	—	74,263	1,81,939	94,965	1,58,536	1,27,112
Share of Bengal	—	—	—	—	—	43,379	7,374	659	29,396	25,427
" Bombay	—	—	—	—	—	18,570	19,540	28,951	28,174	29,735
" Sind	—	—	—	—	—	1,39,786	1,84,378	2,07,336	4,86,128	3,06,171
" Madras	—	—	—	—	—	3,942	13,616	996	7,451	6,680
" Burma	—	—	—	—	—	3,928	2,370	3,515	5,010	13,912
TOTAL	—	—	—	—	—	2,09,604	2,26,074	2,41,457	6,56,157	3,81,023
Carriages and parts for railways (III.)—										
United Kingdom (including Channel Islands)	—	—	—	—	—	65,40,388	36,31,984	17,83,302	28,70,071	32,90,904
Straits Settlements	—	—	—	—	—	58,543	20,882	85,740	1,70,781	2,28,193
Other British Possessions	—	—	—	—	—	1,683	2,758
TOTAL BRITISH EMPIRE	—	—	—	—	—	66,00,614	36,52,816	18,69,042	26,41,752	35,21,855
Sweden	—	—	—	—	—	15,990	17,426	8,048	9,057	42,199
Germany	—	—	—	—	—	1,00,167	2,09,782	54,964	7,63,419	7,67,514
Netherlands	—	—	—	—	—	1,06,627	28,317	17,030	28	202
Belgium	—	—	—	—	—	5,35,157	8,93,055	1,67,856	1,48,547	4,27,151
France	—	—	—	—	—	..	4,180	67,875
Italy (including Fiume)	—	—	—	—	—	1,33,145	1,20,391	..	98	1,18,423
Hungary	—	—	—	—	—	76,596	..	69,849	1,94,687	1,85,685
Czechoslovakia	—	—	—	—	—	38,962	12,162	36,214	53,781	39,090
United States of America—										
Via Atlantic Coast	—	—	—	—	—	69,355	9,293	1,307	694	20,805
Other Foreign Countries	—	—	—	—	—	969	1,515	144	..	1,719
TOTAL FOREIGN COUNTRIES	—	—	—	—	—	10,76,968	8,01,071	4,21,787	11,70,306	16,02,698
Share of Bengal	—	—	—	—	—	33,60,739	17,88,353	10,81,249	18,66,979	29,35,947
" Bombay	—	—	—	—	—	20,01,861	10,51,191	8,94,499	3,78,125	13,07,850
" Sind	—	—	—	—	—	6,48,198	5,41,267	1,28,367	2,15,969	1,88,533
" Madras	—	—	—	—	—	15,47,043	19,72,076	1,86,723	7,50,985	6,28,627
" Burma	—	—	—	—	—	19,699	5,256
TOTAL	—	—	—	—	—	76,77,582	44,53,887	22,90,829	37,12,058	51,24,553
Wagons and parts for railways (III. O)—										
United Kingdom (including Channel Islands)	—	—	—	—	—	42,96,889	15,05,759	10,62,920	8,45,620	21,17,212
Other British Possessions	—	—	—	—	—	31	..	141	61	4,890
TOTAL BRITISH EMPIRE	—	—	—	—	—	42,96,920	15,05,759	10,63,061	8,45,681	21,22,102

No. 10—continued

ARTICLES, AND COUNTRIES OF CONSIGNMENT; ALSO SHARE OF EACH PROVINCE	QUANTITY					VALUE				
	1980-31	1931-32	1932-33	1933-34	1934-35	1930-31	1931-32	1932-33	1933-34	1934-35
Vehicles (excluding locomotives, etc., for railways—continued)						R	R	R	R	R
<i>Mechanically propelled vehicles (excluding railway locomotives and tractors)—continued</i>										
Wagons and parts for Railways (III. O)—continued										
Sweden	—	—	—	—	—	..	20,591	7,824
Germany	—	—	—	—	—	3,87,750	4,82,228	1,10,181	1,76,098	40,885
Belgium	—	—	—	—	—	7,25,027	4,28,269	1,06,01	71,811	1,09,775
France	—	—	—	—	—	5,618	6,114
Czechoslovakia	—	—	—	—	—	29,078
Hungary	—	—	—	—	—	7,973	..	8,058	94,705	7,141
Italy (including Flumo)	—	—	—	—	—	..	6,858	30,984	..	21,072
United States of America— Via Atlantic Coast	—	—	—	—	—	10,943	4,536	..	55	9,143
“ Pacific ”	—	—	—	—	—	4,407
Other Foreign Countries	—	—	—	—	—	4,876
TOTAL FOREIGN COUNTRIES	—	—	—	—	—	11,40,004	9,41,072	2,72,048	3,48,167	3,13,208
Share of Bengal	—	—	—	—	—	45,51,914	18,68,588	5,12,369	7,01,556	17,93,017
“ Bombay	—	—	—	—	—	2,10,531	82,917	6,46,460	2,46,658	5,19,498
“ Sind	—	—	—	—	—	1,25,823	87,801	41,327	7,02,031	1,5,853
“ Madras	—	—	—	—	—	3,85,416	3,89,597	1,25,058	1,16,351	64,069
“ Burma	—	—	—	—	—	1,65,800	18,198	10,767	21,159	44,893
TOTAL	—	—	—	—	—	54,48,014	24,47,731	18,34,009	11,88,888	24,85,310
Motor cars (including taxicabs) (III. O)—	No.	No.	No.	No.	No.					
United Kingdom (including Channel Islands)	2,885	2,178	3,958	5,348	6,311	71,08,499	50,85,959	80,05,907	1,06,14,709	1,23,73,204
Aden and Dependencies	2	3	16	7	4	4,100	17,773	30,336	9,345	7,508
Ceylon (excluding Maldives)	50	50	81	21	24	1,25,139	98,556	46,017	80,092	38,789
Straits Settlements	30	31	46	26	25	40,221	37,603	40,870	41,259	23,000
Federated Malay States	5	9	1	1	..	4,408	15,182	850	3,000
Hongkong	1	..	7	1	..	1,328	..	18,351	2,350	..
Union of South Africa	1	1	37	1	1	2,000	1,412	79,911	2,000	1,200
Kenya Colony	1	2	1	2,750	5,825	871
Canada— Via Atlantic Coast	3,249	676	296	1,714	2,057	58,95,852	10,39,633	6,15,776	25,40,357	33,21,113
“ Pacific ”	1	1	..	2,050	2,400	..
Commonwealth of Australia	2	5	1,351	12,107
Other British Possessions	4	3	2	1	1	3,754	4,265	1,813	2,000	982
TOTAL BRITISH EMPIRE	6,224	2,947	4,402	7,125	8,430	1,26,80,488	62,26,619	84,59,646	1,32,73,578	1,57,83,514
Norway	1	6,000
Sweden	1	5	3	1,200	6,006	5,572
Germany	45	212	146	106	120	2,36,817	4,20,782	2,09,442	1,50,721	2,45,013
Netherlands	35	1	51,084	1,427	..
Belgium	29	8	15	3	3	1,20,278	67,987	56,988	5,511	10,383
France	261	161	84	62	26	6,80,684	5,00,829	2,27,124	1,44,942	72,814
Italy (including Flumo)	917	510	228	221	267	10,41,630	10,47,177	4,80,274	4,70,023	4,41,421
Java	1	3	76	3	..	814	3,115	1,02,722	2,771	..
Japan	12	3	4	25,794	3,514	5,349
Egypt	1	3	4	3	10	2,704	6,487	4,195	4,798	11,833
United States of America— Via Atlantic Coast	5,043	3,363	1,195	2,223	5,663	98,91,507	64,92,502	28,35,460	36,22,155	93,95,860
“ Pacific ”	55	15	6	4	1	1,50,210	36,461	10,432	9,505	1,452
Other Foreign Countries	11	5	12	3	7	13,000	6,577	17,183	5,579	7,517
TOTAL FOREIGN COUNTRIES	6,377	4,278	1,799	2,034	6,004	1,30,61,294	83,85,281	39,99,972	44,24,100	1,01,33,144

GENERAL IMPORTS

(482)

No. 10—continued

ARTICLES, AND COUNTRIES OF CONSIGNMENT; ALSO SHARE OF EACH PROVINCE	QUANTITY					VALUE				
	1930-31	1931-32	1932-33	1933-34	1934-35	1930-31	1931-32	1932-33	1933-34	1934-35
Vehicles (excluding locomotives, etc., for railways)—continued						R	R	R	R	R
Mechanically propelled vehicles (excluding railway locomotives and tractors)—continued										
Motor cars (including taxicabs) (III. O)—continued	No.	No.	No.	No.	No.					
Share of Bengal	3,091	1,801	1,634	2,371	3,169	65,63,225	38,70,866	33,01,280	43,68,544	69,96,529
„ Bombay	5,208	3,325	2,525	4,739	8,016	98,95,279	67,07,761	63,61,671	83,15,906	1,36,82,163
„ Sind	1,452	824	642	781	907	33,25,818	17,34,557	14,93,947	16,70,941	19,66,330
„ Madras	1,781	860	1,004	1,342	1,758	37,49,173	16,60,093	19,32,935	24,16,549	32,67,497
„ Burma	1,059	470	396	528	694	22,25,287	8,49,193	7,79,735	10,22,738	11,29,139
TOTAL	12,601	7,220	8,201	9,759	14,434	2,57,53,782	1,48,11,900	1,28,59,618	1,76,94,678	2,59,21,668
Motor cycles (including scooters) (III. O)—	No.	No.	No.	No.	No.					
United Kingdom (including Channel Islands)	1,895	808	699	612	675	7,68,649	3,89,816	3,26,857	2,98,556	3,37,871
Ceylon (excluding Maldives)	17	5	10	6	4	6,805	1,896	5,486	1,507	1,097
Straits Settlements	8	10	5	4	..	1,878	1,972	1,135	1,408	..
Other British Possessions	3	11	6	3	9	1,177	1,850	1,087	525	1,658
TOTAL BRITISH EMPIRE	1,423	834	720	625	688	7,68,009	3,95,534	3,34,545	3,02,050	3,40,021
Germany	10	66	47	55	56	4,071	12,888	10,232	11,011	14,551
Belgium	2	2	1	2	..	838	1,160	171	2,000	..
United States of America— Via Atlantic Coast	53	8	1	12	17	34,908	5,603	1,620	9,054	14,127
Other Foreign Countries	13	16	13	6	38	5,597	6,211	4,951	1,839	11,664
TOTAL FOREIGN COUNTRIES	78	92	62	75	106	45,547	25,892	16,974	24,504	40,342
Share of Bengal	427	285	292	295	276	2,70,705	1,23,236	82,407	94,051	1,33,661
„ Bombay	273	257	318	249	262	1,46,976	1,20,410	1,55,921	1,19,670	1,31,730
„ Sind	397	186	117	99	127	1,71,450	89,511	60,708	43,703	61,876
„ Madras	341	169	112	130	101	1,74,986	74,122	48,900	67,440	41,973
„ Burma	83	39	33	37	38	49,489	13,617	13,573	11,630	11,733
TOTAL	1,501	926	782	700	794	8,13,556	4,20,896	3,51,519	3,26,554	3,80,968
Motor Omnibuses, motor vans and motorlorries (III. O)—										
Motor Omnibuses (III. O)—										
Imported with bodies—	No.	No.	No.	No.	No.					
United Kingdom (including Channel Islands)	20	32	78	80	100	3,67,024	1,70,828	1,14,564	3,29,953	4,04,740
Ceylon (excluding Maldives)	7	6,138
Canada— Via Atlantic Coast	39	10	2	100	106	70,772	12,731	3,184	1,10,442	1,17,692
Other British Possessions	3	4	5	1	..	1,350	5,246	9,930	1,780
TOTAL BRITISH EMPIRE	76	45	84	185	207	4,43,929	1,84,009	1,22,994	4,50,325	5,24,211
Germany	2	2	1	2	9	24,389	3,117	5,735	10,029	23,257
Italy (including Egipta)	1	..	1	1	8	1,385	..	1,500	652	7,562
Japan	1	18	5	643	12,292	3,517
United States of America— Via Atlantic Coast	2,902	1,570	105	213	188	32,96,360	18,14,138	1,44,366	2,49,966	2,44,683
Other Foreign Countries	2	2,400
TOTAL FOREIGN COUNTRIES	2,907	1,572	108	234	155	38,24,539	18,17,255	1,62,504	2,73,589	2,78,969

No. 10—continued

ARTICLES, AND COUNTRIES OF CONSIGNMENT; ALSO SHARE OF EACH PROVINCE	QUANTITY					VALUE				
	1930-31	1931-32	1932-33	1933-34	1934-35	1930-31	1931-32	1932-33	1933-34	1934-35
Vehicles (excluding loco- motives, etc., for railways) —continued						R	R	R	R	R
Mechanically propelled vehi- cles (excluding railway locomotives and tractors) —continued										
Motor Omnibuses, motor vans and motor lorries (III. O)— continued	No.	No.	No.	No.	No.					
Motor Omnibuses (III. O)— contd.										
Imported with bodies—contd.										
Share of Bengal	8	3	13	191	42	1,00,716	3,301	21,095	1,55,033	78,599
„ Bombay	2,881	1,588	163	281	130	33,73,069	18,55,841	2,25,733	5,34,098	4,94,054
„ Sind	93	14	..	16	35	2,92,973	93,776	..	21,853	97,229
„ Madras	1	11	15	..	145	1,700	33,747	27,410	..	1,55,894
„ Burma	1	1	1	10	..	3,200	1,600	1,850	17,404
TOTAL	2,983	1,617	192	419	362	37,68,463	20,02,184	2,75,798	7,33,864	8,08,180
Chassis (III. O) —	No.	No.	No.	No.	No.					
United Kingdom (including Channel Islands)	228	408	430	449	1,071	11,57,064	12,72,492	8,70,779	9,05,122	21,44,321
Palestine	1	2,768
Ceylon (excluding Maldives)	22	3	5	23,290	20,441	7,959
Federated Malay States	5	7,236
Straits Settlements	1	..	11	1,669	..	17,816
Canada—										
Vid Atlantic Coast	2,358	588	304	1,143	1,952	35,27,442	8,83,588	5,30,380	15,38,803	24,44,117
„ Pacific „	82	50,422
TOTAL BRITISH EMPIRE	2,609	994	791	1,591	3,029	47,14,965	21,76,521	14,76,633	24,33,925	45,99,105
Germany	4	4	3	4	12	34,455	8,772	9,267	19,110	46,045
France	13	11	1	44,271	28,666	1,904
Italy (including Flume)	9	10	144	17,262	15,664	1,80,500
Iraq	4	7,623
United States of America—										
Vid Atlantic Coast	3,295	1,666	1,688	3,479	6,421	55,79,521	24,22,381	33,30,999	33,97,861	65,10,133
Other Foreign Countries	2	3	4,596	2,321	..
TOTAL FOREIGN COUNTRIES	3,321	1,691	1,693	3,486	6,582	56,75,509	24,75,488	23,44,822	34,10,302	66,99,275
Share of Bengal	1,088	436	174	319	992	22,84,637	7,30,420	3,67,955	3,07,337	14,99,441
„ Bombay	2,106	1,503	1,949	4,191	7,426	31,39,213	23,39,793	27,05,272	43,38,231	79,72,900
„ Sind	837	536	209	227	435	16,03,454	12,53,365	4,53,564	4,27,728	7,54,173
„ Madras	1,399	127	124	333	713	25,58,575	1,97,777	2,30,111	5,18,001	9,30,449
„ Burma	500	33	23	7	40	9,04,592	1,35,649	74,593	11,930	85,484
TOTAL	5,930	2,685	2,484	5,077	9,611	1,03,90,474	46,52,004	38,21,495	58,58,227	1,12,95,440
Total of Motor Omnibuses, motor vans and motor lorries (III. O)—	No.	No.	No.	No.	No.					
United Kingdom (including Channel Islands)	258	435	517	529	1,171	15,24,688	14,43,320	9,85,343	12,35,075	25,49,061
Ceylon (excluding Maldives)	29	3	5	34,428	20,441	7,959
Straits Settlements	1	3	14	1	..	1,569	1,350	22,062	400	..
Federated Malay States	5	7,236
Kenya Colony	4	9,530	..
Canada—										
Vid Atlantic Coast	2,397	598	306	1,243	2,058	35,03,214	8,06,319	5,33,564	16,39,245	25,61,709
„ Pacific „	82	50,422
Other British Possessions	1	..	2	1,000	..	4,557
TOTAL BRITISH EMPIRE	2,655	1,039	875	1,776	3,236	51,58,894	23,81,430	15,99,627	28,84,250	51,23,376
Germany	6	6	4	6	21	53,844	11,880	15,002	29,739	69,302
France	13	11	1	44,271	28,666	1,904
Italy (including Flume)	10	10	1	1	149	18,647	15,661	1,560	652	1,38,062
Iraq	4	7,623

GENERAL IMPORTS

(484)

No. 10—continued

ARTICLES, AND COUNTRIES OF CONSIGNMENT; ALSO SHARE OF EACH PROVINCE	QUANTITY					VALUE				
	1930-31	1931-32	1932-33	1933-34	1934-35	1930-31	1931-32	1932-33	1933-34	1934-35
Vehicles (excluding locomotives, etc., for railways)—continued						R	R	R	R	R
Mechanically propelled vehicles (excluding railway locomotives and tractors)—continued										
Motor Omnibuses, motor vans and motor lorries (III. O)—concluded.	No.	No.	No.	No.	No.					
Total of Motor Omnibuses motor vans and motor lorries (III. O)—continued.										
Japan	1	20	5	648	13,003	3,617
United States of America—										
Via Atlantic Coast	6,197	3,236	1,798	3,692	6,559	88,75,891	42,36,518	24,75,866	36,47,827	67,54,766
Other Foreign Countries	2	..	2	1	..	2,400	..	4,696	720	..
TOTAL FOREIGN COUNTRIES	6,228	3,268	1,801	3,720	6,737	90,00,043	42,92,738	24,97,666	36,92,341	69,75,244
Share of Bengal	1,096	439	187	440	1,034	23,85,353	7,23,721	3,79,050	6,73,370	15,71,040
" <i>Bombay</i>	4,987	3,091	2,112	4,472	7,556	65,12,282	41,08,634	29,31,005	49,22,329	53,96,954
" <i>Sind</i>	930	550	209	243	470	17,96,432	13,51,440	4,53,164	4,49,581	3,61,409
" <i>Madras</i>	1,400	138	139	333	863	25,60,278	2,31,574	2,57,521	5,13,001	11,66,336
" <i>Burma</i>	500	54	29	8	50	9,04,492	1,38,849	76,153	13,610	1,02,888
TOTAL	8,913	4,302	2,676	5,496	9,973	1,41,59,057	66,54,168	40,97,298	66,77,001	1,20,98,020
Tram cars (III. O)—										
United Kingdom (including Channel Islands)	No.	No.	No.	No.	No.					
Share of Bengal	2	3	..	66,892	32,476
" <i>Bombay</i>	1	44,016
TOTAL	..	3	3	..	69,932	32,476
Parts of mechanically propelled vehicles and accessories, other than of aircraft (excluding rubber tyres) (III. O)—										
United Kingdom (including Channel Islands)	—	—	—	—	—	24,11,470	22,43,054	22,50,087	32,66,161	25,04,392
Ceylon (excluding Maldives)	—	—	—	—	—	13,991	10,678	3,781	4,871	7,042
Straits Settlements	—	—	—	—	—	4,011	10,688	23,144	16,204	9,230
Union of South Africa	—	—	—	—	—	12,753	..	30
Canada—										
Via Atlantic Coast	—	—	—	—	—	5,02,830	3,52,597	1,82,892	5,10,249	6,93,556
" <i>Pacific</i> "	—	—	—	—	—	..	262	466
Commonwealth of Australia	—	—	—	—	—	..	699	2,579	23,158	11,508
Other British Possessions	—	—	—	—	—	1,224	3,175	786	1,220	3,048
TOTAL BRITISH EMPIRE	—	—	—	—	—	29,50,782	26,25,148	24,08,239	38,21,843	43,24,247
Germany	—	—	—	—	—	4,44,634	4,36,083	5,00,891	3,10,415	3,47,792
Netherlands	—	—	—	—	—	14,393	3,901	1,382	1,266	1,947
Belgium	—	—	—	—	—	51,555	35,561	29,059	15,981	5,509
France	—	—	—	—	—	1,71,648	1,93,547	57,854	93,313	45,862
Switzerland	—	—	—	—	—	3,980	16,151	5,200	4,332	8,810
Italy (including Fiume)	—	—	—	—	—	2,59,171	2,84,502	2,99,775	2,82,425	1,23,012
Austria	—	—	—	—	—	21,931	10,407	3,472	772	374
Czechoslovakia	—	—	—	—	—	2,521	7,023	495	1,471	134
Java	—	—	—	—	—	7,176	6,423	2,425	4,972	6,580
Japan	—	—	—	—	—	57,472	21,804	55,822	3,06,057	2,30,515
Egypt	—	—	—	—	—	10,328	2,521	825	1,365	306
United States of America—										
Via Atlantic Coast	—	—	—	—	—	50,52,777	32,91,811	35,08,326	24,20,863	30,69,603
" <i>Pacific</i> "	—	—	—	—	—	1,11,575	93,693	30,656	39,530	50,038
Other Foreign Countries	—	—	—	—	—	11,658	6,888	6,993	3,303	4,930
TOTAL FOREIGN COUNTRIES	—	—	—	—	—	62,20,304	44,12,516	45,08,187	35,15,855	39,91,518

No. 10—continued

ARTICLES, AND COUNTRIES OF CONSIGNMENT; ALSO SHARE OF EACH PROVINCE	QUANTITY					VALUE				
	1930-31	1931-32	1932-33	1933-34	1934-35	1930-31	1931-32	1932-33	1933-34	1934-35
Vehicles (excluding locomotives, etc., for railways)— continued						R	R	R	R	R
<i>Mechanically propelled vehicles (excluding railway locomotives and tractors)—continued</i>										
<i>Parts of mechanically propelled vehicles and accessories, other than of aircraft (excluding rubber tyres) (Ill. C)— continued</i>										
<i>Share of Bengal</i>	—	—	—	—	—	23,87,066	19,71,667	17,48,513	19,27,499	24,27,134
" <i>Bombay</i>	—	—	—	—	—	39,11,719	31,37,648	34,82,341	35,28,340	37,64,564
" <i>Sind</i>	—	—	—	—	—	7,85,421	6,72,981	5,40,630	4,01,591	6,90,632
" <i>Madras</i>	—	—	—	—	—	13,26,564	7,87,902	7,84,550	11,15,660	8,34,143
" <i>Burma</i>	—	—	—	—	—	8,57,816	4,38,665	4,20,452	3,64,612	4,59,237
TOTAL	—	—	—	—	—	91,71,536	70,38,663	69,76,486	73,37,098	82,25,760
<i>Total value of mechanically propelled vehicles and accessories (excluding railway locomotives and tractors)—</i>										
United Kingdom (including Channel Islands)	—	—	—	—	—	2,29,80,035	1,45,66,118	1,47,45,744	1,92,78,460	2,48,83,691
Palestine	—	—	—	—	—	13,178	..	2,805
Aden and Dependencies	—	—	—	—	—	4,216	18,025	32,212	9,931	8,216
Ceylon (excluding Maldives)	—	—	—	—	—	1,79,861	1,18,576	55,884	46,510	55,940
Straits Settlements	—	—	—	—	—	1,19,001	75,168	1,94,315	2,30,611	2,72,840
Federated Malay States	—	—	—	—	—	..	4,839	22,846	886	7,698
Hongkong	—	—	—	—	—	1,854	125	13,851	2,850	1,907
Union of South Africa	—	—	—	—	—	14,753	2,237	80,393	4,376	3,084
Kenya Colony	—	—	—	—	—	4,218	401	434	16,261	1,691
Canada—										
<i>Via Atlantic Coast</i>	—	—	—	—	—	94,96,196	28,10,971	13,32,226	46,98,851	65,81,468
" <i>Pacific</i> "	—	—	—	—	—	2,050	262	50,422	2,400	465
Commonwealth of Australia	—	—	—	—	—	5,616	6,134	2,579	30,572	28,616
Other British Possessions	—	—	—	—	—	1,852	6,131	1,992	2,606	2,691
TOTAL BRITISH EMPIRE	—	—	—	—	—	3,28,09,651	1,71,09,045	1,65,46,076	2,48,22,834	3,18,46,111
Sweden	—	—	—	—	—	13,382	39,901	19,136	15,850	49,239
Norway	—	—	—	—	—	7,570
Germany	—	—	—	—	—	12,36,009	15,81,215	9,00,979	14,72,552	14,85,957
Netherlands	—	—	—	—	—	1,21,784	42,775	75,932	6,900	16,597
Belgium	—	—	—	—	—	14,65,902	9,80,882	8,72,535	2,43,300	6,48,714
France	—	—	—	—	—	9,03,380	7,94,108	3,28,327	2,37,808	1,80,679
Switzerland	—	—	—	—	—	3,960	16,151	5,291	18,168	8,816
Italy (including Fiume)	—	—	—	—	—	23,53,703	14,74,557	8,89,998	7,58,198	8,42,636
Austria	—	—	—	—	—	25,269	12,906	10,876	772	2,093
Hungary	—	—	—	—	—	84,836	1,069	77,278	2,01,328	1,98,103
Czechoslovakia	—	—	—	—	—	41,488	19,190	86,709	55,252	69,864
Turkey, European	—	—	—	—	—	4,458	441	8,941	..	3,433
Syria	—	—	—	—	—	..	14,381	..	6,029	10,587
Muscat Territory and Trucial Oman	—	—	—	—	—	20	640	439	2,860	8,931
Iraq	—	—	—	—	—	5,714	3,777	..	4,033	21,994
Iran	—	—	—	—	—	23,398	5,055	6,000	577	18
Java	—	—	—	—	—	7,700	9,799	1,05,147	7,748	7,280
French Indo-China	—	—	—	—	—	14,102	48,998	34,798
China (exclusive of Hongkong and Manchoo)	—	—	—	—	—	1,479	2,632	4,161	1,478	75
Japan	—	—	—	—	—	89,881	35,378	56,465	3,20,746	2,40,083

GENERAL IMPORTS

(486)

No. 10—continued

ARTICLES, AND COUNTRIES OF CONSIGNMENT; ALSO SHARE OF EACH PROVINCE	QUANTITY					VALUE				
	1930-31	1931-32	1932-33	1933-34	1934-35	1930-31	1931-32	1932-33	1933-34	1934-35
						₹	₹	₹	₹	₹
Vehicles (excluding loco- motives, etc., for railways)— continued										
<i>Mechanically propelled vehi- cles (excluding railway loco- motives and tractors)— concluded</i>										
<i>Total value of mechanically propelled vehicles and accessories (excluding railway locomotives and tractors)—continued</i>										
Egypt	—	—	—	—	—	43,880	39,485	21,048	52,827	40,770
United States of America—										
<i>Via Atlantic Coast</i>	—	—	—	—	—	2,30,36,090	1,40,71,901	83,29,152	97,03,308	1,02,04,728
<i> " Pacific "</i>	—	—	—	—	—	2,75,198	1,27,164	47,053	49,035	51,480
Other Foreign Countries	—	—	—	—	—	5,573	4,555	11,238	971	3,538
TOTAL FOREIGN COUNTRIES	—	—	—	—	—	3,00,55,613	1,02,11,981	1,18,13,406	1,33,34,233	2,31,26,742
<i>Share of Bengal</i>	—	—	—	—	—	1,95,83,585	1,04,33,498	71,35,188	97,51,314	1,50,06,899
<i> " Bombay</i>	—	—	—	—	—	2,26,09,208	1,54,37,942	1,35,36,193	1,50,62,318	2,79,10,369
<i> " Sind</i>	—	—	—	—	—	71,80,399	47,09,236	30,42,171	33,85,287	42,19,290
<i> " Madras</i>	—	—	—	—	—	98,61,097	42,17,421	33,41,735	50,12,052	60,46,215
<i> " Burma</i>	—	—	—	—	—	42,36,052	15,32,930	13,04,155	14,46,096	17,90,080
TOTAL	—	—	—	—	—	6,34,65,264	3,63,21,027	2,33,60,482	3,76,57,067	5,49,72,853
Ships, parts of (including Launches and Boats) (III O)—										
United Kingdom (including Channel Islands)	—	—	—	—	—	12,80,178	9,20,304	4,13,241	5,15,775	2,55,001
Ceylon (excluding Maldives)	—	—	—	—	—	1,968	215	1,010	6	..
Straits Settlements	—	—	—	—	—	800	2,787	7,68,480	720	2,062
Hongkong	—	—	—	—	—	332	1,50,168	231
Canada—										
<i>Via Atlantic Coast</i>	—	—	—	—	—	8,493	..
Other British Possessions	—	—	—	—	—	529	476	200
TOTAL BRITISH EMPIRE	—	—	—	—	—	12,42,278	10,91,424	11,88,541	5,25,470	2,58,163
Germany	—	—	—	—	—	1,708	2,343	1,570	31,560	2,487
Netherlands	—	—	—	—	—	..	108	8,020
Italy (including Fiume)	—	—	—	—	—	..	16,239
United States of America—										
<i>Via Atlantic Coast</i>	—	—	—	—	—	7,764	1,452	7,991	14,038	24,339
Other Foreign Countries	—	—	—	—	—	4,606	2,318	240	433	3,300
TOTAL FOREIGN COUNTRIES	—	—	—	—	—	14,077	22,455	17,830	36,031	30,126
<i>Share of Bengal</i>	—	—	—	—	—	4,36,061	19,579	7,378	13,165	12,364
<i> " Bombay</i>	—	—	—	—	—	1,92,159	21,238	3,97,399	79,077	35,411
<i> " Sind</i>	—	—	—	—	—	467	3,92,488	1,066	1,497	390
<i> " Madras</i>	—	—	—	—	—	18,207	28,402	9,311	3,69,089	3,522
<i> " Burma</i>	—	—	—	—	—	5,59,466	6,51,373	7,34,317	98,673	2,35,002
TOTAL	—	—	—	—	—	12,56,350	11,13,879	12,01,371	5,61,501	2,88,289
Total value of Vehicles (ex- cluding locomotives, etc., for railways)—										
United Kingdom (including Channel Islands)	—	—	—	—	—	2,95,54,130	2,02,02,817	2,07,09,918	2,64,05,649	3,27,51,353
Palestine	—	—	—	—	—	13,178	..	2,805
Aden and Dependencies	—	—	—	—	—	4,233	18,025	32,212	9,949	3,216
Ceylon (excluding Maldives)	—	—	—	—	—	1,33,762	1,20,292	58,018	46,821	56,709

No. 10—continued

ARTICLES, AND COUNTRIES OF CONSIGNMENT; ALSO SHARE OF EACH PROVINCE	QUANTITY					VALUE				
	1930-31	1931-32	1932-33	1933-34	1934-35	1930-31	1931-32	1932-33	1933-34	1934-35
						R	R	R	R	R
Vehicles (excluding locomotives, etc., for railways)—concluded										
<i>Total value of Vehicles, excluding locomotives, etc., for railways—continued</i>										
Straits Settlements	—	—	—	—	—	1,23,809	1,04,755	9,65,066	2,34,375	3,15,385
Federated Malay States	—	—	—	—	—	—	4,358	22,840	1,387	7,608
Hongkong	—	—	—	—	—	2,186	1,73,276	35,380	27,373	2,051
Union of South Africa	—	—	—	—	—	14,753	2,237	80,393	4,376	3,084
Kenya Colony	—	—	—	—	—	4,218	4,901	454	16,236	1,091
Canada—										
Via Atlantic Coast	—	—	—	—	—	94,97,743	23,11,050	13,32,226	47,07,344	65,81,675
" Pacific "	—	—	—	—	—	2,050	262	50,422	2,400	465
Commonwealth of Australia	—	—	—	—	—	5,615	6,186	..	80,572	23,649
Other British Possessions	—	—	—	—	—	1,392	6,224	5,460	2,648	2,691
TOTAL BRITISH EMPIRE	—	—	—	—	—	9,93,94,381	2,29,54,953	2,38,47,068	3,14,89,180	3,97,57,472
Sweden	—	—	—	—	—	23,541	44,756	22,004	13,276	51,920
Norway	—	—	—	—	—	7,570	210	30
Germany	—	—	—	—	—	21,86,078	24,83,223	17,15,824	21,76,320	23,21,433
Netherlands	—	—	—	—	—	2,13,739	1,07,099	1,68,750	1,21,653	2,14,733
Belgium	—	—	—	—	—	15,07,401	9,52,325	3,76,232	2,50,326	6,56,704
France	—	—	—	—	—	10,15,013	8,86,291	3,51,444	2,91,712	1,81,730
Switzerland	—	—	—	—	—	5,419	16,151	5,291	13,952	3,316
Italy (including Flume)	—	—	—	—	—	23,55,373	15,01,908	9,14,368	7,76,793	9,61,863
Austria	—	—	—	—	—	25,209	12,966	10,477	326	2,106
Hungary	—	—	—	—	—	84,336	1,038	77,278	2,91,323	1,93,103
Czechoslovakia	—	—	—	—	—	44,336	24,031	40,168	56,232	72,612
Turkey, European	—	—	—	—	—	4,458	441	3,941	..	3,433
Syria	—	—	—	—	—	..	14,331	..	6,029	10,937
Muscat Territory and Trucial Oman	—	—	—	—	—	45	670	439	2,360	3,931
Iraq	—	—	—	—	—	5,729	3,777	4,217	4,339	22,194
Iran	—	—	—	—	—	23,433	5,065	6,029	577	13
Java	—	—	—	—	—	8,090	9,793	1,05,147	7,743	7,330
French Indo-China	—	—	—	—	—	67	..	14,342	43,993	36,293
China (exclusive of Hongkong and Macao)	—	—	—	—	—	1,394	23,472	45,006	44,029	4,309
Japan	—	—	—	—	—	15,23,321	14,74,633	20,36,094	22,55,393	22,37,633
Egypt	—	—	—	—	—	43,303	33,435	21,049	52,343	49,927
United States of America—										
Via Atlantic Coast	—	—	—	—	—	2,39,30,334	1,41,55,930	88,69,792	97,26,714	1,92,46,490
" Pacific "	—	—	—	—	—	2,75,549	1,30,299	47,113	49,035	51,490
Other Foreign Countries	—	—	—	—	—	6,509	4,650	7,276	1,353	4,930
TOTAL FOREIGN COUNTRIES	—	—	—	—	—	2,36,58,502	2,18,91,925	1,48,47,335	1,61,93,546	2,62,42,129
Share of Bengal	—	—	—	—	—	2,32,73,060	1,99,00,737	99,52,433	1,37,97,786	1,37,00,697
" Bombay	—	—	—	—	—	2,46,42,356	1,75,93,743	1,62,04,231	2,08,77,739	3,06,09,603
" Sind	—	—	—	—	—	35,91,731	63,99,395	45,76,951	49,31,329	61,70,739
" Madras	—	—	—	—	—	1,09,25,365	51,51,323	46,94,330	70,46,922	79,01,937
" Burma	—	—	—	—	—	56,19,321	23,11,330	27,66,658	19,73,290	26,16,735
TOTAL	—	—	—	—	—	7,30,52,883	4,48,46,878	3,31,94,403	4,76,82,726	6,59,99,601

GENERAL IMPORTS

(488)

No. 10—continued

ARTICLES AND COUNTRIES OF CONSIGNMENT; ALSO SHARE OF EACH PROVINCE	QUANTITY					VALUE				
	1930-31	1931-32	1932-33	1933-34	1934-35	1930-31	1931-32	1932-33	1933-34	1934-35
Wax of all kinds, other than paraffin wax (excluding candles) (II. L.)—										
United Kingdom (including Channel Islands)	Cwts. 656	Cwts. 842	Cwts. 574	Cwts. 514	Cwts. 1,230	R 37,633	R 12,475	R 23,127	R 24,152	R 54,932
Straits Settlements	2	0	..	262	480	97	223	..	4,289	8,972
Other British Possessions	5	4	88	..	0	336	260	989	..	178
TOTAL BRITISH EMPIRE	663	852	612	776	1,722	38,066	12,958	24,096	28,441	64,082
Germany	281	193	205	124	456	8,691	9,074	15,116	7,700	15,441
Japan	1,091	1,368	2,413	1,781	2,410	75,174	56,225	79,982	37,764	42,039
United States of America—										
<i>Vid Atlantic Coast</i>	3,465	2,376	5,182	5,555	1,785	37,240	29,944	71,804	72,981	27,420
<i> " Pacific "</i>	206	2,336
Other Foreign Countries	48	88	537	413	428	2,024	4,143	6,804	7,079	8,897
TOTAL FOREIGN COUNTRIES	5,635	4,025	8,382	7,873	5,079	1,26,305	99,386	1,73,656	1,81,524	98,797
TOTAL	6,298	4,877	8,994	8,649	6,801	1,64,431	1,12,344	1,07,751	1,59,965	1,67,879
Wood and Timber—										
Deal and pine wood (II. R.)—										
United Kingdom (including Channel Islands)	Cubic tons 111	Cubic tons 175	Cubic tons 103	Cubic tons 40	Cubic tons 32	17,527	20,247	9,171	5,354	5,108
Ceylon (including Maldives)	..	163	39	..	10	..	15,504	6,094	..	916
Union of South Africa	120	6,829	..
Canada—										
<i>Vid Atlantic Coast</i>	445	200	140	66	..	41,437	16,086	9,563	3,982	..
<i> " Pacific "</i>	..	129	136	541	659	..	10,769	8,536	32,939	38,738
Other British Possessions	5	46	22	800	8,172	1,291
TOTAL BRITISH EMPIRE	561	713	440	767	691	59,278	65,778	34,655	49,104	44,662
Sweden	1,337	1,268	1,142	1,309	1,681	1,55,948	1,36,607	1,06,128	1,12,049	1,52,544
Norway	112	25	41	12,545	2,797	1,340
Germany	25	..	154	183	413	2,569	1	9,981	11,508	31,238
Italy (including France)	545	375	224	185	191	40,069	24,326	14,812	10,505	9,442
Hungary	156	7,604
Czechoslovakia	22	606	74	5,933
Jugo-Slavia (Kingdom of the Serbs-Croats and Slovenes)	3,123	2,027	3,094	3,302	4,050	2,48,090	1,50,811	2,05,792	1,96,907	2,70,819
Japan	128	..	132	436	..	11,719	..	4,201	16,881	50
United States of America—										
<i>Vid Atlantic Coast</i>	598	74	35	..	637	46,887	6,474	2,648	..	44,586
<i> " Pacific "</i>	572	759	592	1,547	2,242	49,146	62,024	41,514	95,905	1,46,203
Other Foreign Countries	102	55	30	12	52	7,720	3,992	2,716	885	4,602
TOTAL FOREIGN COUNTRIES	6,529	4,583	5,425	7,580	10,440	5,75,202	3,87,032	3,68,609	4,83,888	6,75,671
TOTAL	7,090	5,296	5,865	8,347	11,131	6,34,478	4,52,810	4,23,264	5,82,057	7,20,333
Share of Bengal	767	9	105	567	1,869	61,301	1,309	3,077	62,356	1,34,043
<i> " Bombay "</i>	4,575	3,636	4,337	6,767	7,109	4,23,222	3,11,051	3,17,395	3,74,567	4,58,822
<i> " Sind "</i>	1,000	1,466	1,357	1,664	2,111	1,28,513	1,19,179	95,860	1,02,222	1,31,370
<i> " Madras "</i>	39	182	39	19	10	4,328	19,376	6,306	3,793	516
<i> " Burma "</i>	119	4	27	..	1	17,061	1,295	1,126	..	232

No. 10—continued

ARTICLES, AND COUNTRIES OF CONSIGNMENT; ALSO SHARE OF EACH PROVINCE	QUANTITY					VALUE				
	1930-31	1931-32	1932-33	1933-34	1934-35	1930-31	1931-32	1932-33	1933-34	1934-35
Wood and Timber—continued										
<i>Jarrah wood (II. R) (a)—</i>	Cubic tons	Cubic tons	Cubic tons	Cubic tons	Cubic tons	R	R	R	R	R
Commonwealth of Australia	..	46	4,253
Share of Bombay	..	46	4,253
<i>Teak wood (II. R)—</i>	Cubic tons	Cubic tons	Cubic tons	Cubic tons	Cubic tons	R	R	R	R	R
TOTAL BRITISH EMPIRE	36	8	2,056	2,776	24	..	89
Italy (including Fiume)	..	21	5,500
Siam	10,484	11,268	6,307	10,253	3,794	14,95,224	18,86,549	6,63,244	10,11,000	4,14,751
French Indo-China	63	449	429	1,251	4,748	10,011	57,412	51,170	92,302	3,78,282
Other Foreign Countries	30	8	2,466	929
TOTAL FOREIGN COUNTRIES	10,527	11,746	6,736	11,504	8,542	15,07,701	14,49,390	7,15,016	11,03,302	7,93,133
Share of Bengal	..	2	1,130
Bombay	8,763	10,580	6,257	10,221	3,275	12,39,419	13,02,956	6,68,292	9,69,948	7,63,596
Sind	219	116	40,508	17,386
Madras	1,081	1,081	479	1,283	267	3,29,832	1,29,871	66,746	1,33,354	27,226
Borno	..	5	815	2
TOTAL	10,508	11,754	6,736	11,504	8,542	15,09,757	14,52,165	7,15,040	11,03,302	7,93,122
<i>Firewood (II. R)—</i>	Tons	Tons	Tons	Tons	Tons					
TOTAL BRITISH EMPIRE	264	305	112	47	138	4,212	5,374	5,566	662	2,103
United States of America—										
Via Atlantic Coast	545	606	499	327	228	8,195	6,290	7,534	4,022	3,245
" Pacific "	2	57	13	382	220	30	848	106	5,160	7,439
Other Foreign Countries	..	1	62	10	64	630	720	..
TOTAL FOREIGN COUNTRIES	547	664	574	719	448	8,225	7,202	8,062	10,802	10,684
Share of Bengal	662	700	612	733	567	6,768	7,115	9,347	11,026	12,682
Bombay	15	50
Sind	7	2	2	15	34	62	2	..
Madras	158	327	372	33	4	3,654	6,224	4,929	436	55
TOTAL	811	1,029	986	766	586	12,437	13,076	14,378	11,464	12,797

(a) Sleepers of Jarrah and other wood are included in "Sleepers of wood" now shown under this head, formerly shown under "Railway plant and rolling stocks."

GENERAL IMPORTS

(490)

No. 10—continued

ARTICLES, AND COUNTRIES OF CONSIGNMENT; ALSO SHARE OF EACH PROVINCE	QUANTITY					VALUE				
	1930-31	1931-32	1932-33	1933-34	1934-35	1930-31	1931-32	1932-33	1933-34	1934-35
Wood and Timber—continued	Tons	Tons	Tons	Tons	Tons	R	R	R	R	R
<i>Sandal (II. B)—</i>										
Straits Settlements	55	101	145	67	81	25,420	44,925	70,788	27,920	26,983
Hongkong	80	1	18,862	13	30	..	133
Zanzibar and Pemba	37	14	7	6,504	1,935	1,088
Kenya Colony	102	22	68	70	17	17,578	3,776	7,166	10,926	2,404
Tanganyika Territory	17	..	71	2,225	..	9,020
Commonwealth of Australia	107	145	162	157	115	67,010	64,315	89,723	83,936	62,171
Other British Possessions	9	12	1	1,077	3,776	951	49	38
TOTAL BRITISH EMPIRE	340	280	388	308	292	1,36,451	1,16,807	1,70,878	1,24,766	1,01,847
China (exclusive of Hongkong and Macao)	10	7,263	..
Madagascar and Kerguelon	72	..	18	8,100	..	2,046	..
Japan	1	..	16	1,000	..	10,941
Other Foreign Countries	4	4	..	26	97	1,04	820	..
TOTAL FOREIGN COUNTRIES	1	72	20	32	..	1,026	8,197	12,845	10,729	..
<i>Share of Bengal</i>	2	..	35	621	..	4,064
" <i>Bombay</i>	286	290	318	273	172	1,12,031	1,09,739	1,51,125	1,08,902	63,268
" <i>Sind</i>	1	3	330	483
" <i>Madras</i>	3	3	5	1	1	1,770	2,085	2,970	1,269	2,155
" <i>Burma</i>	52	59	83	65	91	23,578	20,180	28,807	24,994	31,377
TOTAL	341	352	408	340	292	1,37,477	1,25,004	1,83,223	1,35,495	1,01,847
<i>Sleepers of wood for railways (II. B)—</i>	Tons	Tons	Tons	Tons	Tons					
TOTAL BRITISH EMPIRE	6	612	..
<i>Share of Bombay</i>	6	612	..
<i>Other kinds of Wood and Timber (II. B)—</i>										
United Kingdom (including Channel Islands)	—	—	—	—	—	87,527	1,15,287	52,186	87,798	32,265
Ceylon (excluding Maldives)	—	—	—	—	—	50,718	40,449	25,765	16,285	13,338
Straits Settlements	—	—	—	—	—	1,23,457	1,73,983	1,12,086	1,11,249	27,176
Hongkong	—	—	—	—	—	6,464	117	80
Kenya Colony	—	—	—	—	—	21,632	8,357	6,581	15,740	24,975
Commonwealth of Australia	—	—	—	—	—	7,948	12,450	..	635	..
Other British Possessions	—	—	—	—	—	4,109	2,147	5,587	849	4,544
TOTAL BRITISH EMPIRE	—	—	—	—	—	2,95,301	3,58,133	2,08,019	1,32,021	1,08,627

No. 10—continued

ARTICLES, AND COUNTRIES OF CONSIGNMENT; ALSO SHARE OF EACH PROVINCE	QUANTITY					VALUE				
	1930-31	1931-32	1932-33	1933-34	1934-35	1930-31	1931-32	1932-33	1933-34	1934-35
Wood and Timber—continued						B	R	R	R	B
<i>Other kinds of Wood and Timber (II. B)—continued</i>										
U. S. S. E.—										
Northern	—	—	—	—	—	65,631	22,088	32,435	1,08,720	30,418
Southern	—	—	—	—	—	2,054	14,532	1,610
Finland	—	—	—	—	—	8,854	1,70,015	27,926	1,021	1,979
Estonia	—	—	—	—	—	9,310	78,111	37,944	99,618	1,24,927
Latvia	—	—	—	—	—	2,90,421	1,95,091	18,073	61,644	15,326
Lithuania	—	—	—	—	—	65,051	3,28,446	50,388	54,739	47,558
Sweden	—	—	—	—	—	27,192	1,55,691	2,01,068	38,688	9,058
Poland (including Danzig)	—	—	—	—	—	2,96,538	1,92,806	2,31,722	1,74,563	66,099
Germany	—	—	—	—	—	7,84,963	4,57,320	6,98,795	6,45,415	6,08,671
Netherlands	—	—	—	—	—	2,299	9,119	187	3,693	..
Italy (including Fiume)	—	—	—	—	—	380	41,546	..	159	513
Siam	—	—	—	—	—	1,32,089	63,236	1,55,917	1,12,799	67,575
Java	—	—	—	—	—	8,574
French Indo-China	—	—	—	—	—	11,685	20,826	17,718	58,229	1,19,864
China (exclusive of Hong- kong Macao)	—	—	—	—	—	158	7	98	362	9,433
Japan	—	—	—	—	—	28,98,427	6,17,774	2,22,433	3,56,849	2,40,674
Madagascar and Kerguelon	—	—	—	—	—	2,503	12,433	..	5,758	2,025
United States of America—										
Via Atlantic Coast	—	—	—	—	—	1,07,231	37,446	1,15,464	73,632	97,984
" Pacific "	—	—	—	—	—	3,28,620	1,42,796	88,223	1,47,393	1,43,175
Other Foreign Countries	—	—	—	—	—	3,082	6,421	7,252	7,769	2,627
TOTAL FOREIGN COUNTRIES	—	—	—	—	—	44,86,008	24,46,662	19,05,697	19,63,083	16,48,521
<i>Share of Bengal</i>	—	—	—	—	—	18,11,073	10,23,652	3,97,180	9,61,063	7,17,539
" Bombay	—	—	—	—	—	22,67,429	12,25,756	9,65,596	8,67,416	6,96,435
" Sind	—	—	—	—	—	64,005	31,968	10,239	14,451	10,618
" Madras	—	—	—	—	—	3,61,002	3,33,353	1,55,194	3,04,923	2,40,473
" Burma	—	—	—	—	—	3,37,335	1,84,537	86,107	1,02,343	31,033
TOTAL	—	—	—	—	—	47,31,399	27,90,795	21,14,316	21,50,704	17,55,149
Manufactures of Wood, other than furniture and cabinetware (III. G)—										
United Kingdom (including Channel Islands)	—	—	—	—	—	5,07,284	3,66,577	3,52,603	3,70,441	4,66,421
Ceylon (excluding Maldives)	—	—	—	—	—	35,386	19,979	7,147	14,484	7,690
Straits Settlements	—	—	—	—	—	14,927	13,945	7,025	6,860	9,125
Kenya Colony	—	—	—	—	—	8,372	11,088	19,017	15,297	17,733
Commonwealth of Australia Other British Possessions	—	—	—	—	—	4,427	6,253	14,352	4,668	7,565
4,858	—	—	—	—	—	4,858	4,023	5,244	4,890	9,719
TOTAL BRITISH EMPIRE	—	—	—	—	—	5,76,749	4,18,865	4,06,338	4,16,140	5,18,254
U. S. S. E.—										
Northern	—	—	—	—	—	1,360	4,807	10,529	19,225	6,274
Southern	—	—	—	—	—	..	5,444	1,198	14,701	24,616
Pacific Ports (in Asia)	—	—	—	—	—	4,499
Finland	—	—	—	—	—	27,462	3,211	34,509	34,532	1,16,408
Estonia	—	—	—	—	—	1,11,262	44,795	36,860	88,347	1,27,227
Latvia	—	—	—	—	—	..	1,635	26,194	19,350	16,831

GENERAL IMPORTS

(492)

No 10—continued

ARTICLES, AND COUNTRIES OF CONSIGNMENT, ALSO SHARE OF EACH PROVINCE	QUANTITY					VALUE				
	1930-31	1931-32	1932-33	1933-34	1934-35	1930-31	1931-32	1932-33	1933-34	1934-35
	R	R	R	R	R	R	R	R	R	R
Wood and Timber—continued										
Manufactures of wood other than furniture and cabinetware (III. G)—continued										
Sweden	—	—	—	—	—	60,802	59,356	83,702	92,575	70,778
Norway	—	—	—	—	—	4,023	8,816	1,974	4,088	61,588
Poland (including Danzig)	—	—	—	—	—	15,854	63,660	1,53,004	1,20,271	2,80,193
Germany	—	—	—	—	—	1,06,067	1,35,221	1,88,654	1,61,559	2,17,248
Netherlands	—	—	—	—	—	2,799	5,525	3,814	6,493	7,893
Belgium	—	—	—	—	—	4,329	2,962	4,599	2,330	8,871
France	—	—	—	—	—	8,564	6,123	3,171	4,608	1,343
Italy (including Fiume)	—	—	—	—	—	19,866	11,886	20,327	23,090	46,303
Austria	—	—	—	—	—	14,760	11,016	18,767	20,627	22,581
Czechoslovakia	—	—	—	—	—	36,014	30,281	23,450	14,607	21,200
Jugo-Slavia (Kingdom of the Serbs-Croats and Slovenes)	—	—	—	—	—	14,298	9,836	18,594	10,367	26,482
Maskat Territory and Trucial Oman	—	—	—	—	—	18,700	11	5
Iran	—	—	—	—	—	250	9	6,090	37	336
Benjam Islands	—	—	—	—	—	17,403
China (excluding Hongkong and Macao)	—	—	—	—	—	16,459	9,933	5,948	6,568	4,316
Japan	—	—	—	—	—	6,93,811	8,27,441	5,05,077	3,71,009	6,38,123
United States of America—										
Via Atlantic Coast	—	—	—	—	—	1,48,763	61,663	94,617	29,369	64,985
" Pacific "	—	—	—	—	—	45,068	7,854	3,157	2,028	1,156
Other Foreign Countries	—	—	—	—	—	2,602	6,911	8,342	3,102	6,306
TOTAL FOREIGN COUNTRIES	—	—	—	—	—	18,30,400	8,03,435	12,98,014	10,49,453	17,77,619
Share of Bengal	—	—	—	—	—	7,82,758	4,42,398	5,76,671	4,16,203	7,59,332
" Bombay	—	—	—	—	—	3,71,511	3,70,363	5,62,042	4,36,705	6,70,289
" Sind	—	—	—	—	—	78,179	96,763	1,21,132	1,21,522	1,80,735
" Madras	—	—	—	—	—	3,94,205	1,80,541	2,62,954	3,11,889	4,88,266
" Burma	—	—	—	—	—	2,76,196	1,32,335	1,81,133	1,17,374	1,97,561
TOTAL	—	—	—	—	—	19,06,149	12,22,300	16,93,932	14,65,893	22,95,873
Total value of Wood and Timber—										
United Kingdom (including Channel Islands)	—	—	—	—	—	5,14,660	5,04,435	4,16,937	4,13,601	5,03,937
Ceylon (excluding Maldives)	—	—	—	—	—	90,934	78,688	43,324	31,201	28,460
Straits Settlements	—	—	—	—	—	1,64,231	2,36,074	1,91,481	1,45,699	63,308
Hongkong	—	—	—	—	—	23,478	2,868	10,688	4,312	3,266
Zanzibar and Pemba	—	—	—	—	—	9,704	1,166	2	2,084	3,553
Kenya Colony	—	—	—	—	—	48,022	23,691	32,764	41,063	44,472
Union of South Africa	—	—	—	—	—	8	791	677	6,034	6,413
Tanganyika Territory	—	—	—	—	—	..	0	2,235	22	9,020
Canada—										
Via Atlantic Coast	—	—	—	—	—	41,437	16,576	11,887	4,111	2,675
" Pacific "	—	—	—	—	—	..	10,769	10,824	32,930	33,738
Commonwealth of Australia	—	—	—	—	—	79,660	87,721	1,04,576	90,061	69,737
Other British Possessions	—	—	—	—	—	1,083	4,640	1,286	383	941
TOTAL BRITISH EMPIRE	—	—	—	—	—	10,73,132	9,67,425	8,35,630	7,78,905	7,73,562
U. S. S. R.—										
Northern	—	—	—	—	—	66,991	26,895	42,064	1,27,945	30,992
Southern	—	—	—	—	—	103	5,444	8,252	29,233	26,226
Pacific Ports (in Asia)	—	—	—	—	—	4,499
Finland	—	—	—	—	—	81,316	1,78,226	62,435	35,003	1,18,387

No. 10—continued

ARTICLES, AND COUNTRIES OF CONSIGNMENT; ALSO SHARE OF EACH PROVINCE	QUANTITY					VALUE				
	1930-31	1931-32	1932-33	1933-34	1934-35	1930-31	1931-32	1932-33	1933-34	1934-35
	R	R	R	R	R	R	R	R	R	R
Wood and Timber—concluded										
<i>Total value of Wood and Timber—continued</i>										
Estonia	—	—	—	—	—	1,20,572	1,22,908	74,804	1,87,058	2,52,164
Latvia	—	—	—	—	—	2,00,421	1,86,776	42,267	75,003	32,207
Lithuania	—	—	—	—	—	65,051	2,28,446	50,388	54,739	47,558
Sweden	—	—	—	—	—	2,44,032	3,51,654	3,90,893	2,44,312	2,38,380
Norway	—	—	—	—	—	19,120	6,018	1,074	6,824	65,237
Poland (including Danzig)	—	—	—	—	—	2,12,392	2,55,460	3,85,026	3,03,834	3,45,292
Germany	—	—	—	—	—	9,03,599	5,98,042	8,97,433	8,18,477	6,17,157
Netherlands	—	—	—	—	—	5,098	14,644	4,038	10,186	7,893
Belgium	—	—	—	—	—	4,763	4,049	7,590	2,558	8,914
France	—	—	—	—	—	8,584	6,123	8,171	4,603	1,343
Italy (including Fiume)	—	—	—	—	—	50,315	83,258	35,199	33,763	56,258
Austria	—	—	—	—	—	22,574	16,820	19,629	21,550	25,130
Hungary	—	—	—	—	—	366	3	9,209
Czechoslovakia	—	—	—	—	—	36,914	26,281	25,668	52,865	28,363
Jugo-Slavia (Kingdom of the Serbs-Croats and Slovenes)	—	—	—	—	—	2,64,854	1,60,674	2,22,386	2,07,274	2,97,801
Muskat Territory and Trucial Oman	—	—	—	—	—	6	465	18,700	11	5
Iran	—	—	—	—	—	250	9	6,990	37	486
Benjam Islands	—	—	—	—	—	17,408
Java	—	—	—	—	—	8,841	1,167	..	70	199
Slam	—	—	—	—	—	16,27,338	14,57,274	8,24,566	11,24,765	4,62,457
French Indo-China	—	—	—	—	—	21,765	78,860	69,172	1,52,404	4,98,399
China (exclusive of Hong-kong and Macao)	—	—	—	—	—	16,643	10,110	6,040	14,193	14,254
Japan	—	—	—	—	—	80,33,957	9,45,284	7,42,653	7,44,839	8,78,847
Madagascar and Kerguelon	—	—	—	—	—	2,503	20,578	..	8,404	2,025
United States of America—										
Vid Atlantic Coast	—	—	—	—	—	3,05,576	1,01,878	2,20,268	1,07,917	2,10,800
" Pacific "	—	—	—	—	—	4,20,861	2,18,522	1,38,007	2,50,486	2,07,973
Other Foreign Countries	—	—	—	—	—	7,782	5,566	10,253	6,419	6,382
TOTAL FOREIGN COUNTRIES	—	—	—	—	—	79,08,562	51,01,978	43,18,373	46,26,202	49,05,528
Share of Bengal	—	—	—	—	—	26,64,975	14,76,553	14,86,796	14,40,617	16,27,710
" Bombay	—	—	—	—	—	44,16,612	33,17,117	26,54,450	27,57,148	26,47,760
" Sind	—	—	—	—	—	3,01,518	2,65,624	2,26,783	2,41,527	3,23,206
" Madras	—	—	—	—	—	9,23,851	6,70,964	4,79,699	6,55,669	7,69,991
" Burma	—	—	—	—	—	6,04,808	3,39,155	2,96,875	3,06,110	3,10,443
TOTAL	—	—	—	—	—	89,81,694	60,69,408	51,44,003	54,00,107	56,70,110
Postal Articles not specified* (V)—										
United Kingdom (including Channel Islands)	—	—	—	—	—	2,17,93,670	1,88,59,153	1,58,48,980	1,36,60,767	1,43,17,777
Irish Free State†	—	—	—	—	—	—	—	—	65	..
Gibraltar	—	—	—	—	—	16,158	16,100	8,889	2,960	1,366
Malta and Gozo	—	—	—	—	—	158	40	47	20	10
Palestine	—	—	—	—	—	..	31	109	..	104
Aden and Dependencies	—	—	—	—	—	45,420	34,456	19,432	19,543	21,857
Bahrain Islands	—	—	—	—	—	2,801	2,385	1,958	627	618
Ceylon (excluding Maldives)	—	—	—	—	—	5,76,465	4,20,238	3,41,308	2,95,705	2,00,037
Maldives	—	—	—	—	—	..	2
Straits Settlements	—	—	—	—	—	1,76,029	1,60,413	95,227	91,212	1,21,002
Federated Malay States	—	—	—	—	—	58,542	85,131	24,913	25,848	24,645
British Borneo	—	—	—	—	—	54	17	14	26	..
Hongkong	—	—	—	—	—	9,51,706	7,53,898	3,01,312	1,09,775	78,823
Union of South Africa	—	—	—	—	—	52,287	54,718	85,406	30,550	36,114
Zanzibar and Pemba	—	—	—	—	—	4,106	7,938	3,607	4,747	4,872
Kenya Colony	—	—	—	—	—	33,756	21,987	21,001	14,652	15,063
Tanganyika Territory	—	—	—	—	—	7,268	6,344	6,212	4,792	4,384

* The following classes of imports by post, including letter packets (registered and ordinary post) returned to collectors of customs for assessment are included with their appropriate heads and sub-heads in the import returns: (a) Jewellery, (b) Precious stones, (c) Gold and Silver thread, (d) Cigarettes and (e) Cinematograph films.
† Separately shown from 1933-34. Prior to 1933-34 included under the United Kingdom.

GENERAL IMPORTS

(494)

No. 10—continued

ARTICLES, AND COUNTRIES OF CONSIGNMENT; ALSO SHARE OF EACH PROVINCE	QUANTITY					VALUE				
	1930-31	1931-32	1932-33	1933-34	1934-35	1930-31	1931-32	1932-33	1933-34	1934-35
						R	R	R	R	R
Postal Articles not specified* (V)—continued										
Uganda Protectorate	—	—	—	—	—	1,858	..	418
Nyasaland Protectorate	—	—	—	—	—	54	181	242
Somaliland Protectorate	—	—	—	—	—	164	87	111	94	8
Mauritius and Dependencies	—	—	—	—	—	717	29	52	89	141
Seychelles	—	—	—	—	—	622	570	443	422	188
Canada—										
<i>Via</i> Atlantic Coast	—	—	—	—	—	6,132	4,382	1,575	699	255
" Pacific "	—	—	—	—	—	44	38	469	1,219	5
British West India Islands (excluding Bahamas)	—	—	—	—	—	40	..	22
Commonwealth of Australia	—	—	—	—	—	1,05,400	13,833	23,408	20,442	33,471
New Zealand	—	—	—	—	—	6,192	2,708	2,110	1,831	1,013
Fiji Islands	—	—	—	—	—	487	136	50	82	109
TOTAL BRITISH EMPIRE	—	—	—	—	—	2,38,38,242	2,08,04,279	1,67,37,579	1,42,76,418	1,48,68,017
Sweden	—	—	—	—	—	29	978	207	58	1,556
Norway	—	—	—	—	—	..	1	231
Denmark	—	—	—	—	—	3	4
Germany	—	—	—	—	—	12,46,109	10,08,238	8,93,776	7,69,619	6,85,509
Netherlands	—	—	—	—	—	10,010	20,397	47,848	37,130	16,898
Belgium	—	—	—	—	—	1,23,223	8,080	1,26,266	1,49,427	87,495
France	—	—	—	—	—	12,25,555	10,81,321	8,81,805	7,90,414	8,27,984
Spain	—	—	—	—	—	755	850	115	371	189
Portugal (including Azores and Madeira)	—	—	—	—	—	305
Switzerland	—	—	—	—	—	18,25,425	16,02,978	32,94,714	42,43,600	56,89,913
Italy (including Flume)	—	—	—	—	—	52,45,409	44,88,436	83,82,800	29,88,549	24,53,545
Jugo-Slavia (Kingdom of the Serbs, Croats and Slovenes)	—	—	—	—	—	96
Austria	—	—	—	—	—	5,77,812	21,011	27,513	23,708	21,956
Hungary	—	—	—	—	—	1,554	529	62	10,278	1,701
Roumania	—	—	—	—	—	1,028
Czechoslovakia	—	—	—	—	—	177	..	213	973	31
Greece (including Crete)	—	—	—	—	—	79	95	94	31	263
Turkey, European	—	—	—	—	—	40
Turkey, Asiatic	—	—	—	—	—	1,077	385	38	243	215
Muscat Territory and Trucial Oman	—	—	—	—	—	4,116	2,028	1,002	426	245
Other Native States in Arabia	—	—	—	—	—	449	6	32	38	..
Iraq	—	—	—	—	—	7,776	6,496	15,803	6,252	6,090
Iran	—	—	—	—	—	16,409	5,213	790	2,307	1,159
Henjam Islands	—	—	—	—	—	6
Sumatra	—	—	—	—	—	50	..	131	23	51
Java	—	—	—	—	—	3,149	3,161	1,124	3,998	931
Borneo (Dutch)	—	—	—	—	—	3	6
Celebes and other Islands	—	—	—	—	—	1,980	2,088	4,440	3,699	..
Siam	—	—	—	—	—	59,106	36,136	43,698	43,330	42,139
French Indo-China	—	—	—	—	—	3,917	458	1,130	2,551	1,319
Philippines	—	—	—	—	—	9	7	2
China (ex. <i>iusive</i> of Hongkong and Macao)	—	—	—	—	—	5,28,661	3,43,310	1,22,852	3,02,022	1,73,975
Japan	—	—	—	—	—	4,84,268	5,26,413	3,09,289	3,71,244	4,67,315
Egypt	—	—	—	—	—	1,19,311	61,311	31,192	42,321	36,253
Tripoli (Libya)	—	—	—	—	—	2
Algeria	—	—	—	—	—	43
Portuguese East Africa	—	—	—	—	—	2,051	1,227	1,769	1,552	682

* The following classes of imports by post, including letter packets (registered and ordinary post) referred to Collectors of Customs for assessment, are included with their appropriate heads and sub-heads in the Import returns: (a) Jewellery, (b) Precious stones, (c) Gold and silver thread, (d) Cigarettes and (e) Cinematograph films.

No. 10—continued

ARTICLES, AND COUNTRIES OF CONSIGNMENT; ALSO SHARE OF EACH PROVINCE	QUANTITY					VALUE				
	1930-31	1931-32	1932-33	1933-34	1934-35	1930-31	1931-32	1932-33	1933-34	1934-35
	R	R	R	R	R	R	R	R	R	R
Postal Articles not specified* (V)—concluded										
Madagascar and Kerguelon	—	—	—	—	—	2,126	1,985	1,102	1,050	..
Reunion	—	—	—	—	—	166	57
French Somaliland	—	—	—	—	—	..	305	40
United States of America—										
<i>Via Atlantic Coast</i>	—	—	—	—	—	1,00,254	13,424	12,509	38,289	38,027
<i>" Pacific "</i>	—	—	—	—	—	2,438	1,770	2,302	748	2,239
Venezuela	—	—	—	—	—	544
Uruguay	—	—	—	—	—	84
Haiti and St. Domingo	—	—	—	—	—	1,151	1,638	814	660	248
Argentine Republic (including the Atlantic Coast of Patagonia)	—	—	—	—	—	..	4	..	4	..
TOTAL FOREIGN COUNTRIES	—	—	—	—	—	1,16,02,616	92,39,697	92,06,684	97,84,869	1,05,51,256
Share of Bengal	—	—	—	—	—	91,86,360	50,24,834	66,62,713	60,36,588	56,17,144
<i>" Bombay</i>	—	—	—	—	—	1,58,35,590	1,33,71,237	1,26,31,718	1,23,40,776	1,33,35,149
<i>" Sind</i>	—	—	—	—	—	48,64,316	39,27,320	32,92,946	25,27,416	26,67,674
<i>" Madras</i>	—	—	—	—	—	34,35,982	30,12,185	22,04,560	20,40,210	16,87,022
<i>" Burma</i>	—	—	—	—	—	21,18,610	12,93,394	12,52,277	10,66,367	11,22,293
TOTAL	—	—	—	—	—	3,54,40,858	2,98,83,076	2,59,44,213	2,40,61,287	2,54,19,278
All other articles of Mer- chandise—										
Unmanufactured (II. B)—										
United Kingdom (including Channel Islands)	—	—	—	—	—	81,929	8,440	81,008	41,711	80,091
Bahrain Islands	—	—	—	—	—	11,755	5,882	5,229	2,214	1,127
Ceylon (excluding Maldives)	—	—	—	—	—	22,021	2,153	2,278	2,862	1,597
Straits Settlements	—	—	—	—	—	7,718	6,327	7,900	8,372	8,146
Other British Possessions	—	—	—	—	—	4,892	2,543	3,838	1,361	2,281
TOTAL BRITISH EMPIRE	—	—	—	—	—	78,316	24,295	52,753	57,020	1,02,191
Germany	—	—	—	—	—	2,142	1,008	806	3,416	5,629
France	—	—	—	—	—	42,823	34,583	38,977	44,348	36,287
Italy (including Fiume)	—	—	—	—	—	26,620	856	15,461	9,363	17,211
Native States in Arabia <i>other than Maskat Territory and Trucial Oman</i>	—	—	—	—	—	9,046	7,235	616	600	4,327
Iran	—	—	—	—	—	18,830	15,271	9,886	8,807	8,417
Java	—	—	—	—	—	8,067	3,182	7,122	10,891	4,378
Egypt	—	—	—	—	—	10,499	14
United States of America—										
<i>Via Atlantic Coast</i>	—	—	—	—	—	615	1,487	..	408	..
<i>" Pacific "</i>	—	—	—	—	—	91	256
Other Foreign Countries	—	—	—	—	—	2,780	6,634	7,125	8,550	13,478
TOTAL FOREIGN COUNTRIES	—	—	—	—	—	1,21,514	70,621	79,993	82,875	90,227
Share of Bengal	—	—	—	—	—	22,295	9,236	23,804	62,406	24,736
<i>" Bombay</i>	—	—	—	—	—	58,683	38,324	33,792	24,377	19,028
<i>" Sind</i>	—	—	—	—	—	90,164	34,789	54,926	48,405	64,435
<i>" Madras</i>	—	—	—	—	—	24,673	5,553	10,336	12,280	6,668
<i>" Burma</i>	—	—	—	—	—	4,014	5,214	4,388	2,527	7,551
TOTAL	—	—	—	—	—	1,93,829	94,916	1,32,740	1,39,895	1,92,418

*The following classes of imports by post, including letter packets (registered and ordinary post) referred to Collectors of Customs for assessment, are included with their appropriate heads and sub-heads in the import returns: (a) Jewellery, (b) Precious stones, (c) Gold and Silver thread, (d) Cigarettes and (e) Cinematograph films.

GENERAL IMPORTS

(496)

No. 10 -concluded

ARTICLES, AND COUNTRIES OF CONSIGNMENT; ALSO SHARE OF EACH PROVINCE	QUANTITY					VALUE				
	1930-31	1931-32	1932-33	1933-34	1934-35	1930-31	1931-32	1932-33	1933-34	1934-35
						R	R	R	R	R
All other articles of Merchandise—continued										
<i>Manufactured (III. U)—</i>										
United Kingdom (including Channel Islands)	—	—	—	—	—	9,77,918	8,08,543	9,16,076	11,05,299	11,83,302
Ceylon (excluding Maldives)	—	—	—	—	—	18,517	8,869	8,083	8,088	9,157
Straits Settlements	—	—	—	—	—	38,283	69,937	70,940	21,930	27,593
Hongkong	—	—	—	—	—	33,001	20,842	17,021	23,117	16,888
Canada—										
Via Atlantic Coast	—	—	—	—	—	9,000	1,155	1,773	7,547	2,123
" Pacific "	—	—	—	—	—	—	—	—	—	—
Commonwealth of Australia	—	—	—	—	—	8,482	722	708	606	3,300
Other British Possessions	—	—	—	—	—	4,462	2,228	1,112	4,098	3,097
TOTAL BRITISH EMPIRE						10,49,603	9,04,210	10,13,111	11,71,280	12,45,640
Sweden	—	—	—	—	—	36,014	23,071	25,293	75,889	51,410
Germany	—	—	—	—	—	3,30,299	2,52,854	3,43,433	4,13,725	5,01,411
Netherlands	—	—	—	—	—	50,750	89,208	99,280	47,034	23,750
Belgium	—	—	—	—	—	14,894	10,825	8,418	40,606	48,411
France	—	—	—	—	—	19,850	39,576	55,208	64,595	1,22,789
Switzerland	—	—	—	—	—	5,080	9,098	1,915	21,910	18,608
Italy (including Fiume)	—	—	—	—	—	18,311	13,878	25,183	1,01,147	31,750
Austria	—	—	—	—	—	4,643	5,051	4,420	5,707	2,754
Czechoslovakia	—	—	—	—	—	33,284	17,731	19,401	11,355	8,549
Mascat Territory and Trucial Oman	—	—	—	—	—	702	51	827	14,958	16,635
Iran	—	—	—	—	—	35,622	34,661	13,682	1,669	3,581
Java	—	—	—	—	—	9,855	533	1,455	248	39
China (exclusive of Hongkong and Macao)	—	—	—	—	—	29,725	22,158	19,362	26,521	28,294
Japan	—	—	—	—	—	3,93,396	3,30,107	6,82,888	9,41,465	10,94,270
Egypt	—	—	—	—	—	10,370	189	85,074	4,795	205
United States of America—										
Via Atlantic Coast	—	—	—	—	—	3,26,178	2,89,703	2,31,802	1,56,974	2,12,229
" Pacific "	—	—	—	—	—	4,557	302	112	1,164	4,321
Other Foreign Countries	—	—	—	—	—	9,174	4,600	11,601	10,819	9,177
TOTAL FOREIGN COUNTRIES						13,32,980	11,51,070	16,04,612	19,40,675	22,42,939
Shares of Bengal	—	—	—	—	—	3,23,335	2,69,334	2,34,149	4,50,926	6,75,731
" Bombay	—	—	—	—	—	11,29,078	10,05,118	15,52,216	17,60,360	18,48,736
" Sind	—	—	—	—	—	1,36,469	1,25,462	1,03,393	2,49,947	2,37,263
" Madras	—	—	—	—	—	5,59,147	4,73,590	5,20,610	4,57,013	4,39,184
" Burma	—	—	—	—	—	2,64,747	1,94,868	2,12,416	1,93,810	1,96,640
TOTAL						24,22,640	20,55,230	26,22,723	31,11,955	34,88,588
GRAND TOTAL VALUE OF MERCHANDISE IMPORTED (exclusive of Government Stores)						164,79,36,863	126,37,14,115	132,58,43,175	115,35,70,144	132,29,09,727
Shares of Bengal	—	—	—	—	—	51,20,95,789	34,66,08,177	35,43,50,471	32,82,95,421	36,15,41,819
" Bombay	—	—	—	—	—	56,93,80,035	49,76,07,176	54,31,51,539	46,18,75,026	53,70,03,109
" Sind	—	—	—	—	—	19,43,04,711	15,55,98,185	16,26,36,576	12,96,47,462	15,34,73,187
" Madras	—	—	—	—	—	20,70,46,989	15,53,55,333	15,86,09,604	14,31,00,305	17,35,12,513
" Burma	—	—	—	—	—	16,46,08,366	10,50,46,193	10,70,31,780	8,56,51,931	9,33,79,069
SUBJECT TO DUTY	—	—	—	—	—	132,61,32,697	107,84,08,139	127,40,03,181	109,45,46,706	124,01,59,835
FREE OF DUTY	—	—	—	—	—	31,93,04,166	19,03,05,976	5,18,39,994	5,90,23,444	8,27,49,892
TOTAL						164,79,36,863	126,37,14,115	132,58,43,175	115,35,70,144	132,29,09,727

GENERAL EXPORTS OF INDIAN MERCHANDISE

IN EACH OFFICIAL YEAR FROM 1930-31 TO 1934-35.

[NOTES.—(1) All exports are free of duty except Rice (husked and unhusked) and Rice flour. Jute (raw and manufactured) has been subject to duty from 1st March, 1916 and raw hides and skins from 11th September, 1919. Raw hides are not subject to duty from April 1934.

(2) The summary classes and their sub-divisions are shown in brackets against articles. For Summaries, see pages 9 to 14.]

ARTICLES, AND COUNTRIES OF FINAL DESTINATION; ALSO SHARE OF EACH PROVINCE	QUANTITY					VALUE				
	1930-31	1931-32	1932-33	1933-34	1934-35	1930-31	1931-32	1932-33	1933-34	1934-35
Animals, Living—										
<i>Cattle (excepting sheep and goats) (IV. B)—</i>	No.	No.	No.	No.	No.	Rs.	Rs.	Rs.	Rs.	Rs.
Ceylon (excluding Maldives)	959	572	716	742	691	97,482	61,092	58,218	61,000	64,321
Straits Settlements	357	161	208	21	10	33,115	19,971	24,316	3,035	1,120
Federated Malay States	421	23	14	40,143	3,000	1,660
Other British Possessions	5	1,055
TOTAL BRITISH EMPIRE	1,737	756	940	763	707	1,70,740	84,963	80,260	64,000	65,441
Philippines	54	5,025
Egypt	16	8,000	..
Brazil	192	76,800
Other Foreign Countries	10	..	6	..	17	3,000	..	1,800	..	1,305
TOTAL FOREIGN COUNTRIES	202	..	6	16	71	79,800	..	1,800	8,000	6,330
<i>Share of Bengal</i>	147	110	218	17	..	23,405	16,854	25,776	1,035	..
" <i>Bombay</i>	197	..	6	17	6	78,800	..	1,800	8,500	2,050
" <i>Sind</i>	5	..	4	4	55	1,000	..	1,050	2,000	5,040
" <i>Madras</i>	1,391	530	718	741	693	1,38,225	61,392	53,433	60,500	54,194
" <i>Burma</i>	199	66	24	9,110	6,217	480
TOTAL	1,939	756	946	770	778	2,50,540	84,963	82,059	72,005	61,771
Horses (IV. A)—										
United Kingdom (including Channel Islands)	1	1	..	31	..	300	2,000	..	1,72,000
Ceylon (excluding Maldives)	5	1	31	40	26	14,000	1,200	62,000	48,750	33,530
Other British Possessions	2	700
TOTAL BRITISH EMPIRE	5	2	32	40	59	14,000	1,500	64,000	48,750	2,06,230
TOTAL FOREIGN COUNTRIES	1	4	10	500	1,300	10,000
<i>Share of Bengal</i>	1	1	6	300	2,000	2,250	..
" <i>Bombay</i>	6	46	15,010	1,88,200
" <i>Sind</i>	1	500	500
" <i>Madras</i>	5	1	31	41	23	14,000	1,200	62,000	32,500	37,530
" <i>Burma</i>	1	300	..
TOTAL	6	2	32	53	69	14,500	1,500	64,000	50,050	2,10,230
Sheep and goats (IV. C)—										
United Kingdom (including Channel Islands)	33	..	531	475	..	5,030
Ceylon (excluding Maldives)	82,893	67,009	37,057	38,430	40,119	16,57,830	11,39,980	7,42,605	7,63,805	7,75,098
Straits Settlements	30,731	10,341	2,274	1,598	3,455	3,99,002	1,30,018	32,487	17,215	34,698
Federated Malay States	50	119	355	3,153	..	625	1,615	3,425	24,018
Other British Possessions	100	52	164	250	210	1,322
TOTAL BRITISH EMPIRE	113,724	67,452	39,677	40,392	47,258	20,57,082	12,70,833	7,78,504	7,84,445	8,89,698
TOTAL FOREIGN COUNTRIES	102	81	12	37	80	1,830	676	149	600	590

GENERAL EXPORTS

INDIAN MERCHANDISE

No. 11—continued

ARTICLES, AND COUNTRIES OF FINAL DESTINATION; ALSO SHARE OF EACH PROVINCE	QUANTITY					VALUE				
	1930-31	1931-32	1932-33	1933-34	1934-35	1930-31	1931-32	1932-33	1933-34	1934-35
	No.	No.	No.	No.	No.	R	R	R	R	R
Animals, Living—continued										
Sheep and goats (I.F. C)—contd										
Share of Bengal	28,625	9,674	1,372	1,939	7,167	3,67,550	1,26,959	26,391	21,295	63,741
" Bombay	43	..	39	..	13	630	..	600	..	360
" Sind	100	3	60	250	30	250
" Madras	85,059	67,866	37,728	38,440	40,150	16,90,482	11,50,530	7,61,412	7,63,760	7,75,297
" Burma	3	30
TOTAL	113,826	67,533	39,639	40,429	47,333	20,68,912	12,77,509	7,78,653	7,85,045	8,39,428
Other kinds (I.F. D)—										
United Kingdom (including Channel Islands)	6,229	24,148	4,398	7,285	8,606	36,144	21,189	15,629	11,246	13,415
Aden and Dependencies	10,172	10,162
Ceylon (excluding Maldives).	187,677	45,279	195	1,185	1,760	1,31,177	46,649	216	11,767	5,778
Straits Settlements	986	1,160	480	7,614	22,887	3,312	2,234	2,552	3,888	13,824
Other British Possessions	423	639	1,130	766	810	4,375	2,126	4,645	1,919	11,035
TOTAL BRITISH EMPIRE	155,487	71,206	6,258	16,850	29,059	1,85,170	72,198	23,042	23,810	34,052
Germany	22,114	6,580	2,260	21,437	37,507	45,229	18,565	8,780	13,329	16,035
Belgium	17,492	22,962	29,058	42,811	34,346	8,180	15,139	15,029	13,875	17,500
Italy (including Fiume)	110	1,986	2,194	4,527	448	180	3,292	6,755	7,556	6,657
United States of America—										
Vid Atlantic Coast	6,896	10,642	6,749	3,956	12,244	34,783	19,717	28,378	8,832	30,492
" Pacific "	48	579	387	601	14	960	4,977	1,483	2,264	142
Other Foreign Countries	177	2,085	77	1,839	5,892	1,620	988	1,867	3,817	1,973
TOTAL FOREIGN COUNTRIES	46,837	44,834	40,725	75,171	90,451	90,952	62,678	62,292	49,673	72,797
Share of Bengal	29,944	47,269	19,698	52,265	75,604	73,323	67,254	64,704	44,220	75,273
" Bombay	4,612	6,196	3,164	2,855	4,651	21,352	9,602	10,150	9,088	10,586
" Sind	19,501	13,972	24,992	29,543	36,924	20,983	10,440	9,671	3,418	7,877
" Madras	143,216	48,625	101	7,339	3,305	1,57,394	45,774	10,134	21,442	5,898
" Burma	51	88	33	9	26	2,565	11,806	725	315	7,210
TOTAL	202,324	116,040	46,978	92,021	119,510	2,76,122	1,34,876	86,334	78,483	1,06,849
Total Animals, Living—										
United Kingdom (including Channel Islands)	6,229	24,149	4,432	7,285	4,168	36,144	21,439	18,104	11,246	1,90,451
Aden and Dependencies	10,172	10,162
Ceylon (excluding Maldives).	221,534	102,861	38,023	40,416	42,592	19,00,439	12,48,921	8,58,039	8,85,372	8,68,725
Straits Settlements	32,074	11,652	2,980	9,233	26,358	4,35,429	1,58,223	59,355	24,138	49,637
Federated Malay States	570	225	188	355	3,163	41,186	5,665	3,275	3,425	24,013
Other British Possessions	374	520	1,349	766	812	3,582	1,196	7,082	1,919	1,735
TOTAL BRITISH EMPIRE	270,953	139,416	46,902	58,054	77,033	24,26,992	14,35,494	9,45,805	9,26,100	11,34,561
Germany	22,114	6,580	2,260	21,440	37,507	45,229	18,565	8,780	14,329	16,035
Belgium	17,492	22,962	29,058	42,811	34,346	8,180	15,139	15,029	13,875	17,500
Italy (including Fiume)	113	1,986	2,194	4,527	448	980	3,292	6,755	7,556	6,657
Philippines	54	5,025
China (excluding of Hongkong and Macao)	2	10	11	25	60	10,500
Egypt	1	18	4	50	9,500	60
United States of America—										
Vid Atlantic Coast	6,896	10,642	6,749	3,956	12,244	34,783	19,717	28,378	8,832	30,492
" Pacific "	48	579	387	601	14	960	4,977	1,483	2,264	140
Brazil	284	77,430
Other Foreign Countries	243	2,160	94	1,865	5,984	5,495	1,664	3,766	3,157	3,308
TOTAL FOREIGN COUNTRIES	47,142	44,916	40,743	75,223	90,612	1,73,982	93,354	64,241	59,573	89,717

No. 11—continued

ARTICLES, AND COUNTRIES OF FINAL DESTINATION; ALSO SHARE OF EACH PROVINCE	QUANTITY					VALUE				
	1930-31	1931-32	1932-33	1933-34	1934-35	1930-31	1931-32	1932-33	1933-34	1934-35
Animals, Living—concluded	No.	No.	No.	No.	No.	R	R	R	R	R
Total Animals, Living—concluded										
Share of Bengal	58,716	67,044	21,789	54,276	82,771	4,64,283	2,01,367	1,08,871	68,800	1,39,019
" Bombay	4,851	6,190	2,199	2,888	4,720	1,01,388	9,602	12,550	32,588	2,01,308
" Sind	19,607	13,975	25,046	29,547	35,980	22,733	10,470	16,871	5,418	13,417
" Madras	234,671	106,962	38,578	46,561	44,171	20,00,101	12,59,386	8,77,029	8,78,252	8,62,916
" Burma	250	154	33	10	53	11,576	18,023	725	615	7,780
TOTAL	318,095	184,331	87,645	133,282	167,095	26,00,074	14,98,648	10,10,046	9,85,673	12,24,276
Apparel (including drapery, uniforms, and accoutrements, but excluding hosiery and boots and shoes) (III. A)—										
United Kingdom (including Channel Islands)	—	—	—	—	—	1,37,441	51,696	60,120	57,846	51,987
Palestine	—	—	—	—	—	4,100	1,060	3,912	16,847	40,941
Aden and Dependencies	—	—	—	—	—	6,313	7,270	6,915	5,425	4,964
Bahrain Islands	—	—	—	—	—	700	9,000	1,000	3,056	6,050
Ceylon (excluding Maldives)	—	—	—	—	—	73,309	54,785	60,008	55,511	62,979
Straits Settlements	—	—	—	—	—	59,687	25,708	21,450	18,053	21,514
Federated Malay States	—	—	—	—	—	18,246	10,344	2,185	4,214	3,000
Hongkong	—	—	—	—	—	15,482	8,281	10,098	12,458	11,358
Nigeria (including British Mandated Territory of Cameroons)	—	—	—	—	—	1,550	1,114	2,947	4,131	5,419
Union of South Africa	—	—	—	—	—	4,99,703	5,06,500	3,97,423	5,54,448	5,18,779
Zanzibar and Pemba	—	—	—	—	—	2,530	1,115	1,991	700	7,442
Kenya Colony	—	—	—	—	—	20,074	13,885	12,669	13,200	14,368
Tanganyika Territory	—	—	—	—	—	8,630	3,800	1,767	4,990	3,150
Anglo-Egyptian Sudan	—	—	—	—	—	8,920	5,137	6,314	14,268	15,570
Mauritius and Dependencies	—	—	—	—	—	13,967	13,185	11,632	22,183	14,779
British West India Islands (excluding Bahamas)	—	—	—	—	—	11,335	7,936	8,834	7,691	9,063
Commonwealth of Australia Other British Possessions	—	—	—	—	—	47,300	6,535	7,620	4,722	6,566
TOTAL BRITISH EMPIRE	—	—	—	—	—	9,37,289	7,41,557	6,84,095	8,11,927	8,15,118
France	—	—	—	—	—	15,030	7,633	7,025	11,304	9,237
Italy (including Fiume)	—	—	—	—	—	5,382	100	80	—	600
Byzlia	—	—	—	—	—	6,205	15,511	25,787	30,312	28,945
Maskat Territory and Trucial Oman	—	—	—	—	—	761	1,835	10,915	20,975	38,840
Other Native States in Arabia	—	—	—	—	—	3,050	1,430	9,680	8,728	37,892
Iraq	—	—	—	—	—	9,040	4,005	5,327	3,450	8,361
Iran	—	—	—	—	—	7,469	1,727	1,551	2,429	5,692
Java	—	—	—	—	—	11,270	9,783	6,430	5,765	3,740
Siam	—	—	—	—	—	7,831	4,440	3,150	651	2,142
China (exclusive of Hong- kong and Macao)	—	—	—	—	—	15,072	4,854	9,324	3,378	4,882
Egypt	—	—	—	—	—	23,175	31,900	31,992	46,108	42,204
Tunisi	—	—	—	—	—	30,005
Portuguese West Africa	—	—	—	—	—	6,020
Portuguese East Africa	—	—	—	—	—	88,404	1,04,321	86,354	1,03,527	89,569
French West Africa	—	—	—	—	—	13,080	4,894	20,927
Italian East Africa (Somal- land and Eritrea)	—	—	—	—	—	1,198	615	1,775	2,681	6,025
United States of America—										
<i>Pid Atlantic Coast</i>	—	—	—	—	—	3,75,810	58,049	12,744	29,867	10,203
" <i>Pacific</i> "	—	—	—	—	—	77,555	40,191	3,878	373	25

GENERAL EXPORTS

(500)

INDIAN MERCHANDISE

No. 11—continued

ARTICLES, AND COUNTRIES OF FINAL DESTINATION; ALSO SHARE OF EACH PROVINCE	QUANTITY					VALUE				
	1930-31	1931-32	1932-33	1933-34	1934-35	1930-31	1931-32	1932-33	1933-34	1934-35
Apparel (including drapery, uniforms, and accoutrements, but excluding hosiery and boots and shoes) (III A)—continued						R	R	R	R	R
Other Foreign Countries	—	—	—	—	—	17,197	3,760	19,029	11,545	14,209
TOTAL FOREIGN COUNTRIES	—	—	—	—	—	6,76,023	2,91,114	2,68,641	3,02,487	3,18,102
<i>Share of Bengal</i>	—	—	—	—	—	13,53,139	3,30,939	7,01,820	2,93,834	2,46,103
" <i>Bombay</i>	—	—	—	—	—	1,55,907	1,00,855	1,12,963	1,36,962	1,20,376
" <i>Sind</i>	—	—	—	—	—	50,901	13,959	36,089	39,295	31,154
" <i>Madras</i>	—	—	—	—	—	46,554	34,058	40,210	31,532	30,393
" <i>Burma</i>	—	—	—	—	—	5,811	2,880	1,654	2,801	5,189
TOTAL	—	—	—	—	—	16,12,312	10,32,671	8,92,786	11,14,414	11,38,220
Arms, ammunition, and military stores (III B)—										
TOTAL BRITISH EMPIRE	—	—	—	—	—	1,656	125	548	280	41
United States of America— <i>Via Atlantic Coast</i>	—	—	—	—	—	7	..
<i>Share of Bengal</i>	—	—	—	—	—	60
" <i>Bombay</i>	—	—	—	—	—	120	40	160	7	..
" <i>Madras</i>	—	—	—	—	—	20	80	386	240	11
" <i>Burma</i>	—	—	—	—	—	1,456	5	2	40	30
TOTAL	—	—	—	—	—	1,656	125	548	287	41
Art, works of (III U)—										
United Kingdom (including Channel Islands)	—	—	—	—	—	1,58,760	80,192	13,814	8,485	1,32,693
Ceylon (excluding Maldives)	—	—	—	—	—	6,886	3,291	4,728	9,745	4,398
Straits Settlements	—	—	—	—	—	4,587	31,592	21,514	2,902	875
Kenya Colony	—	—	—	—	—	7,415	410	150	235	540
Other British Possessions	—	—	—	—	—	8,877	3,534	1,541	2,142	5,010
TOTAL BRITISH EMPIRE	—	—	—	—	—	1,80,975	1,19,019	41,242	23,509	1,43,456
Belgium	—	—	—	—	—	100	630	8,000	..	135
France	—	—	—	—	—	10,873	6,502	2,917	4,880	912
Tunis	—	—	—	—	—	5,500
United States of America— <i>Via Atlantic Coast</i>	—	—	—	—	—	95,888	17,395	61,037	45,765	3,394
" <i>Pacific</i>	—	—	—	—	—	1,406	2,156	25	..	842
Other Foreign Countries	—	—	—	—	—	16,023	5,483	12,909	7,214	2,713
TOTAL FOREIGN COUNTRIES	—	—	—	—	—	1,24,380	32,171	90,388	57,850	7,996

No. 11—continued

ARTICLES, AND COUNTRIES OF FINAL DESTINATION; ALSO SHARE OF EACH PROVINCE	QUANTITY					VALUE				
	1930-31	1931-32	1932-33	1933-34	1934-35	1930-31	1931-32	1932-33	1933-34	1934-35
						R	R	R	R	R
Art, works of (III. U)— <i>continued</i>										
Share of Bengal	—	—	—	—	—	1,07,070	7,691	49,625	1,553	1,846
„ Bombay	—	—	—	—	—	1,30,234	67,636	62,989	48,115	1,27,103
„ Sind	—	—	—	—	—	22,767	7,188	6,368	3,867	3,025
„ Madras	—	—	—	—	—	27,515	61,821	26,125	14,410	11,023
„ Burma	—	—	—	—	—	17,749	6,864	3,623	13,323	8,446
TOTAL	—	—	—	—	—	3,06,355	1,51,190	1,31,630	81,308	1,51,452
Books, printed, and printed matter (not being station- ery), including maps and charts (III. U)—										
	Cwts.	Cwts.	Cwts.	Cwts.	Cwts.					
United Kingdom (including Channel Islands)	494	368	299	405	258	82,917	74,240	68,341	62,558	38,554
Aden and Dependencies	60	65	151	118	70	8,262	5,442	15,004	11,175	7,500
Ceylon (excluding Maldives)	1,328	1,048	1,130	1,205	1,274	1,94,407	1,35,474	1,34,369	1,46,468	1,45,267
Straits Settlements	3,232	3,194	2,524	2,952	3,025	1,78,048	1,70,878	1,45,820	1,60,777	1,53,214
Federated Malay States	107	104	141	191	348	24,916	20,648	14,411	28,866	34,803
Union of South Africa	58	117	82	93	89	8,754	13,170	9,276	9,541	9,770
Zanzibar and Pemba	76	56	77	68	60	25,733	18,974	15,991	18,908	19,362
Kenya Colony	627	158	130	157	134	27,445	20,079	17,057	21,146	10,657
Tanganyika Territory	48	52	48	64	49	9,013	8,483	6,248	8,797	7,795
Other British Possessions	110	78	59	115	131	14,226	10,017	7,716	11,075	11,808
TOTAL BRITISH EMPIRE	6,187	5,295	4,611	5,423	5,448	5,68,721	4,77,414	4,34,817	4,66,311	4,48,115
Germany	21	27	46	7	12	3,679	5,517	4,896	605	1,260
Iraq	27	45	57	13	56	4,945	4,915	5,475	1,280	8,556
Iran	221	136	258	191	188	26,346	8,058	17,520	8,733	14,901
Java	362	385	1,276	371	744	34,135	37,617	1,28,701	37,050	70,825
Siam	21	29	31	14	16	2,027	2,088	5,164	1,354	1,608
Egypt	44	28	6	9	8	5,278	4,741	662	1,281	1,747
United States of America— Via Atlantic Coast	309	114	74	48	54	41,390	16,202	20,939	8,241	9,067
„ Pacific „	5	7	4	888	1,100	100
Other Foreign Countries	109	139	81	157	159	18,208	16,638	13,314	12,703	17,432
TOTAL FOREIGN COUNTRIES	1,119	959	1,833	810	1,237	1,37,339	97,770	1,36,671	71,337	1,25,395
Share of Bengal	1,333	632	352	296	335	79,101	37,439	40,330	18,926	35,130
„ Bombay	4,635	4,412	4,740	4,226	4,537	3,99,874	3,56,719	4,05,365	3,11,965	3,41,449
„ Sind	1	7	1	24	13	110	350	326	2,554	1,406
„ Madras	1,431	1,292	1,342	1,679	1,756	2,25,195	1,77,966	1,83,181	2,06,202	1,93,348
„ Burma	16	21	9	8	42	1,730	2,166	1,767	1,002	2,177
TOTAL	7,306	6,254	6,444	6,233	6,685	7,06,060	5,75,190	6,31,486	5,39,648	5,73,510
Bones for manufacturing pur- poses (II. S)—										
	Tons	Tons	Tons	Tons	Tons					
United Kingdom (including Channel Islands)	369	1,922	2,146	1,727	36	30,640	1,70,833	1,19,833	91,492
Ceylon (excluding Maldives)	1,625	737	130	30	..	1,61,625	73,730	6,180	1,620	..
Other British Possessions	2	264	60	286
TOTAL BRITISH EMPIRE	1,627	1,106	2,052	2,176	1,727	1,61,925	1,10,370	1,77,013	1,21,573	91,778
Germany	3,691	2,691	3,645	3,074	4,354	3,99,892	2,72,088	3,07,512	2,12,717	3,17,942
Netherlands	65	150	6,359	15,030
Belgium	53,351	33,449	30,983	30,913	42,972	56,72,220	37,83,711	28,18,462	10,11,597	26,13,456
Italy (including Fiume)	420	426	27,200	27,250
France	8,418	2,446	1,900	1,950	2,400	8,78,820	2,29,325	1,79,250	1,20,519	1,46,000
Spain	650	42,764	..
Japan	100	3	..	6,250	517	..
Egypt	1,275	1,53,258

GENERAL EXPORTS

(502)

INDIAN MERCHANDISE

No. 11--continued

ARTICLES, AND COUNTRIES OF FINAL DESTINATION; ALSO SHARE OF EACH PROVINCE	QUANTITY					VALUE				
	1930-31	1931-32	1932-33	1933-34	1934-35	1930-31	1931-32	1932-33	1933-34	1934-35
	Tons	Tons	Tons	Tons	Tons	R	R	R	R	R
Bones for manufacturing purposes (II. S)--continued										
Other Foreign Countries	1,035	109
TOTAL FOREIGN COUNTRIES	65,815	45,011	36,513	37,015	50,651	69,69,341	44,03,362	33,05,224	23,16,330	31,03,757
Share of Bengal	31,850	31,876	18,644	28,453	39,382	31,73,655	30,38,956	15,93,632	16,58,253	21,81,536
" <i>Bombay</i>	3,700	122	5,25,840	17,650	..	1,000	..
" <i>Madras</i>	26,928	11,185	16,370	11,133	12,951	29,22,099	11,12,609	15,09,106	7,53,658	8,10,849
" <i>Madras</i>	4,612	3,194	3,551	1,605	45	4,91,158	3,46,387	3,79,489	1,25,003	3,750
" <i>Burma</i>	152	9,514
TOTAL	67,242	46,117	38,665	39,101	52,378	71,26,266	45,13,732	34,82,237	24,37,912	31,95,535
Boots and Shoes (III. A)--										
United Kingdom (including Channel Islands)	Pairs 611	Pairs 864	Pairs 47	Pairs 40,613	Pairs 70,481	1,130	5,216	249	26,133	33,748
Aden and Dependencies	33,257	40,228	38,799	38,854	35,352	47,943	43,854	54,119	46,659	42,586
Bahrain Islands	3,119	5,017	5,301	3,154	12,540	5,517	7,728	9,800	3,887	12,842
Ceylon (excluding Maldives).	37,716	42,058	27,457	25,751	60,605	67,573	72,652	56,777	53,667	1,02,206
Straits Settlements	3,629	4,632	2,539	8,400	12,401	24,992	32,448	18,787	21,071	53,362
Federated Malay States	352	200	280	190	2,241	470	300	498	558	10,104
Zanzibar and Pemba	11,050	21,073	15,439	13,380	18,202	15,590	23,741	18,320	13,075	20,000
Kenya Colony	31,118	29,666	23,095	43,507	55,669	43,510	38,336	31,870	43,875	46,973
Tanganyika Territory	22,894	11,898	10,385	16,130	10,456	32,000	16,105	14,025	16,180	10,850
Mauritius and Dependencies	1,368	1,570	1,618	2,320	28,374	1,305	2,585	2,403	2,728	19,484
British West India Islands (excluding Bahamas)	1,040	94,760	1,307	54,605
Fiji Islands	194	25	531	172	12,474	200	50	409	141	10,625
Other British Possessions	2,397	2,104	980	2,095	8,310	2,821	1,760	2,180	3,401	6,651
TOTAL BRITISH EMPIRE	148,205	159,333	127,371	196,506	411,866	2,41,147	2,40,715	2,09,437	2,33,672	4,31,120
Maskat Territory and Trucial Oman	7,532	6,981	9,306	5,156	18,815	10,096	10,162	12,754	4,467	22,454
Other Native States in Arabia	24,459	5,813	17,984	7,014	85,868	49,092	12,305	32,060	13,218	75,839
Iraq	3,251	4,489	863	100	500	14,955	9,460	3,083	200	680
Iran	3,624	2,471	1,410	300	5,245	7,672	5,774	1,900	225	11,250
Portuguese East Africa	14,816	9,201	10,539	43,250	142,820	21,665	14,155	11,876	39,478	1,19,093
Italian East Africa (Somaland and Eritrea)	1,015	747	2,396	2,993	5,384	1,300	1,175	3,738	4,765	6,074
Other Foreign Countries	5,064	1,693	1,861	172	605	7,086	1,936	4,427	479	773
TOTAL FOREIGN COUNTRIES	59,760	31,395	44,359	58,990	254,227	1,12,766	54,987	69,867	62,832	2,36,112
Share of Bengal	50,801	45,048	43,314	36,261	399,124	1,27,321	1,05,587	92,906	59,493	3,64,361
" <i>Bombay</i>	187,878	113,457	91,331	146,227	217,432	1,38,670	1,53,955	1,37,321	1,59,080	2,11,515
" <i>Madras</i>	3,131	3,642	4,347	1,314	1,720	13,734	9,333	10,461	2,568	3,269
" <i>Madras</i>	7,041	13,915	18,774	17,986	37,274	11,449	27,455	33,627	41,462	82,067
" <i>Burma</i>	19,514	14,866	7,964	3,738	10,642	12,739	8,552	4,969	2,901	9,096
TOTAL	207,965	190,728	171,730	255,496	666,192	3,53,913	3,04,682	2,79,304	2,96,504	6,70,238
Hristles (II. S)--										
United Kingdom (including Channel Islands)	Cwts. 2,150	Cwts. 2,522	Cwts. 2,702	Cwts. 3,613	Cwts. 4,215	9,83,466	10,54,227	13,26,450	17,15,924	23,31,063

ARTICLES, AND COUNTRIES OF FINAL DESTINATION: ALSO SHARE OF EACH PROVINCE	QUANTITY					VALUE				
	1930-31	1931-32	1932-33	1933-34	1934-35	1930-31	1931-32	1932-33	1933-34	1934-35
						₹	₹	₹	₹	₹
Bristles (II, S)—contd.	Cwts.	Cwts.	Cwts.	Cwts.	Cwts.					
Germany	292	852	189	839	128	1,08,465	1,10,806	24,420	30,500	7,619
Italy (including Fiume)	12	12,632
United States of America— Via Atlantic Coast	89	6	..	7,000	280	..
Other Foreign Countries	26	41	1	68	..	1,420	1,875	484	2,750
TOTAL FOREIGN COUNTRIES	381	878	242	846	191	1,15,465	1,12,226	38,927	31,214	10,369
Share of Bengal	704	677	618	651	542	3,98,251	3,14,595	2,74,602	2,67,460	2,66,080
" Bombay	1,729	1,855	2,160	3,050	3,547	7,91,818	8,34,016	10,53,525	14,68,816	20,63,327
" Sind	98	368	166	278	317	7,862	17,842	6,950	10,872	11,626
TOTAL	2,531	2,900	2,944	4,009	4,406	10,97,931	11,66,453	13,65,377	17,47,138	23,41,432
Building and engineering materials, other than of iron, steel, or wood—	No.	No.	No.	No.	No.					
Bricks (III, U)—										
United Kingdom (including Channel Islands)	164,940	2	..	4,008	350	11,534	15	..	2,308	314
Ceylon (excluding Maldives)	100,054	106,169	90,924	82,661	114,723	12,079	22,842	13,981	11,857	13,578
Other British Possessions	12,778	1,050	3,080	31,903	19,100	2,008	200	1,039	5,627	1,466
TOTAL BRITISH EMPIRE	277,772	107,230	94,004	118,569	134,272	25,711	23,057	15,020	19,792	14,358
Iraq	27,300	22,837	14,048	7,000	1,000	5,658	4,904	2,970	1,600	220
Portuguese East Africa	59,262	84,698	286,203	193,782	..	41,971	83,492	204,201	1,20,003
Other Foreign Countries	2,000	7,250	15,650	7,125	3,000	80	350	974	2,028	105
TOTAL FOREIGN COUNTRIES	29,300	89,349	114,396	300,325	197,782	5,748	47,315	87,436	2,07,010	1,20,328
Share of Bengal	111,057	106,476	135,762	398,169	274,579	13,379	65,025	98,463	224,594	1,41,208
" Bombay	29,000	22,837	16,048	16,100	3,000	5,943	4,994	3,220	2,922	420
" Sind	2,048	7,250	4,250	4,825	3,000	105	350	354	195	105
" Madras	104,987	16	1,340	..	51,475	11,539	3	419	..	1,953
TOTAL	307,072	196,579	208,400	418,894	332,054	31,459	70,372	102,456	227,711	1,43,686
Clalk and lime (II, B)—	Cwts.	Cwts.	Cwts.	Cwts.	Cwts.					
Ceylon (excluding Maldives)	10,913	750	1	10	..	11,688	1,000	15	50	..
Other British Possessions	479	137	180	170	187	1,803	876	908	990	702
TOTAL BRITISH EMPIRE	11,392	887	181	180	187	13,491	1,876	923	1,040	702
TOTAL FOREIGN COUNTRIES	2,847	2,199	2,008	1,452	1,202	4,305	3,087	2,974	1,940	1,578
Share of Bengal	370	72	142	120	143	1,100	255	551	650	449
" Bombay	68	66	63	144	44	471	626	587	740	252
" Sind	2,088	2,198	1,984	1,368	1,202	4,537	3,082	2,759	1,560	1,573
" Madras	10,913	750	11,688	1,000
" Burma	1
TOTAL	14,230	3,080	2,189	1,832	1,980	17,706	4,963	3,807	2,080	2,275

GENERAL EXPORTS
INDIAN MERCHANDISE

(504)

No. 11—continued

ARTICLES, AND COUNTRIES OF FINAL DESTINATION; ALSO SHARE OF EACH PROVINCE	QUANTITY					VALUE				
	1930-31	1931-32	1932-33	1933-34	1934-35	1930-31	1931-32	1932-33	1933-34	1934-35
						R	R	R	R	R
Building and engineering materials, other than of iron, steel, or wood—continued										
<i>Magnesite (II. B) (a)—</i>				<i>Cwts.</i>	<i>Cwts.</i>					
United Kingdom (including Channel Islands)	—	—	—	47,855	58,320	—	—	—	2,88,534	2,70,524
Commonwealth of Australia	—	—	—	470	624	—	—	—	15,515	23,490
Other British Possessions	—	—	—	82	93	—	—	—	580	1,650
TOTAL BRITISH EMPIRE	—	—	—	48,407	59,037	—	—	—	2,99,629	2,95,664
Netherlands	—	—	—	8,405	..	—	—	—	37,823	..
France	—	—	—	516	640	—	—	—	9,182	4,800
Belgium	—	—	—	4,000	3,000	—	—	—	18,000	13,500
United States of America—Via Atlantic Coast	—	—	—	12,000	6,500	—	—	—	52,600	28,600
Other Foreign Countries	—	—	—	22	143	—	—	—	2,550	3,485
TOTAL FOREIGN COUNTRIES	—	—	—	24,943	10,283	—	—	—	1,20,155	50,475
<i>Share of Madras</i>	—	—	—	<i>73,350</i>	<i>69,320</i>	—	—	—	<i>4,19,784</i>	<i>3,46,739</i>
<i>Titles (III. U)—</i>	<i>No.</i>	<i>No.</i>	<i>No.</i>	<i>No.</i>	<i>No.</i>					
United Kingdom (including Channel Islands)	50,752	6,573
Ceylon (excluding Maldives)	6,138,928	3,143,993	4,526,834	4,070,400	4,967,688	3,35,792	1,75,358	2,60,672	2,15,703	2,59,175
Straits Settlements	326,427	1,059,046	523,264	679,837	446,672	14,265	56,044	88,233	36,524	23,963
Federated Malay States	95,136	657,856	137,700	283,140	1,047,550	5,917	35,052	7,610	13,719	55,289
Kenya Colony	322,220	142,024	241,100	132,525	..	14,270	5,566	10,928	6,725	..
Other British Possessions	98,171	68,450	31,760	50,621	134,568	8,570	3,301	1,517	2,640	6,474
TOTAL BRITISH EMPIRE	6,975,881	5,071,969	5,511,410	5,106,532	6,596,487	3,78,723	2,76,411	3,65,573	2,76,311	3,44,801
TOTAL FOREIGN COUNTRIES	26,464	8,830	22,454	14,733	19,025	4,632	1,052	1,415	2,514	2,102
<i>Share of Bengal</i>	<i>10,034</i>	<i>..</i>	<i>60,752</i>	<i>..</i>	<i>..</i>	<i>3,037</i>	<i>..</i>	<i>6,573</i>	<i>..</i>	<i>..</i>
“ Bombay	5,027	825	366	11,226	2,427	1,645	184	167	2,900	1,380
“ Sind	32,916	3,549	700	14,729	19,425	5,502	1,027	65	2,309	2,062
“ Madras	6,954,363	5,071,434	5,482,046	5,185,311	6,594,560	3,73,366	2,75,262	3,60,182	2,72,416	3,43,691
“ Burma	5	5
TOTAL	7,002,345	5,080,808	5,533,964	5,211,265	6,616,412	3,83,355	2,76,463	3,66,988	2,77,825	3,47,063
<i>Other kinds (III. U)—</i>	<i>Cwts.</i>	<i>Cwts.</i>	<i>Cwts.</i>	<i>Cwts.</i>	<i>Cwts.</i>					
United Kingdom (including Channel Islands)	10,617	13,082	27,915	3	102	62,006	86,056	1,69,124	26	2,395
Ceylon (excluding Maldives)	1,820	2,940	3,309	3,047	4,161	4,506	7,591	6,556	6,643	11,783
Straits Settlements	4,000	1,420	410	1,008	11	19,927	4,489	1,755	4,421	70
Union of South Africa	4,275	1	1,000	84,300	7	4,725
Commonwealth of Australia	226	870	435	8,425	12,675	15,984
Other British Possessions	50	25	837	407	1,373	1,350	282	1,202	2,634	7,822
TOTAL BRITISH EMPIRE	20,988	18,338	32,406	4,465	6,647	1,30,514	1,11,100	1,93,621	13,764	20,795
Germany	12,000	4,000	7,100	..	2	57,000	19,002	33,650	..	20
Netherlands	50,000	28,301	16,500	2,37,500	1,42,275	77,250
Belgium	4,000	8,320	7,500	19,000	52,350	35,625
France	82	57	613	..	4,700	4,620	2,905	6,585	..	67,000
Italy (including Trieste)	..	9	600	..	20	12,000
China (excluding of Hongkong and Macao)	..	80	480	10,615	5,200	..	380	2,205	36,330	20,800
Japan	723	3	4	7,478	12	50
United States of America—Via Atlantic Coast	30,000	8,900	18,278	1,42,005	50,400	90,507
“ Pacific	..	2,000	10,400
Argentine Republic (including the Atlantic Coast of Patagonia)	1,200	1,960	4,080	7,455
Other Foreign Countries	1,428	814	1,543	975	747	8,199	6,071	5,533	2,291	1,979
TOTAL FOREIGN COUNTRIES	98,233	63,081	62,014	12,793	13,213	4,75,801	2,83,803	2,57,355	42,313	1,69,304

(a) Separately recorded from 1933-34.

No. 11—continued

ARTICLES, AND COUNTRIES OF FINAL DESTINATION; ALSO SHARE OF EACH PROVINCE	QUANTITY					VALUE				
	1930-31	1931-32	1932-33	1933-34	1934-35	1930-31	1931-32	1932-33	1933-34	1934-35
Building and engineering materials, other than of iron, steel, or wood— concluded						R	R	R	R	R
Other kinds (III. U)— continued	Cwts.	Cwts.	Cwts.	Cwts.	Cwts.					
Share of Bengal	6,377	3,394	3,455	5,600	5,263	31,495	9,793	6,988	16,884	16,658
" Bombay	5,069	3,452	1,958	11,599	3,061	36,649	23,391	3,619	38,765	34,107
" Sind	658	339	518	157	764	1,840	1,017	1,339	417	2,583
" Madras	107,227	63,734	79,189	1	5,768	5,36,331	3,60,702	4,39,030	9	12,531
" Burma	1	4	2	10
TOTAL	119,221	71,419	84,420	17,259	19,860	6,06,318	8,94,908	4,50,978	56,077	1,36,099
Total value of Building and engineering materials, other than of iron, steel, or wood—										
United Kingdom (including Channel Islands)	—	—	—	—	—	74,040	86,071	1,74,607	2,85,868	2,76,810
Ceylon (excluding Maldives)	—	—	—	—	—	3,63,076	2,06,701	2,71,224	2,34,253	2,23,536
Straits Settlements	—	—	—	—	—	37,070	60,973	90,576	42,245	26,194
Federated Malay States	—	—	—	—	—	5,917	36,052	8,402	13,710	55,837
Union of South Africa	—	—	—	—	—	34,300	7	36	..	5,145
Kenya Colony	—	—	—	—	—	14,966	5,623	11,595	8,222	955
Commonwealth of Australia	—	—	—	—	—	8,475	12,675	15,984	15,515	23,490
Other British Possessions	—	—	—	—	—	9,006	4,252	2,624	9,714	10,943
TOTAL BRITISH EMPIRE	—	—	—	—	—	5,49,439	4,11,444	5,75,137	6,09,530	6,82,410
Germany	—	—	—	—	—	57,000	10,002	33,850	6	20
Netherlands	—	—	—	—	—	2,37,500	1,42,275	77,250	37,823	..
Belgium	—	—	—	—	—	19,000	52,360	30,125	18,000	13,500
France	—	—	—	—	—	4,620	2,905	6,585	9,182	71,800
Italy (including Fiume)	—	—	—	—	—	5	20	..	2,433	12,480
Mascat Territory and Trucial Oman	—	—	—	—	—	5,319	4,248	4,872	2,481	3,021
Iraq	—	—	—	—	—	7,614	5,939	4,091	3,780	1,024
China (exclusive of Hong- kong and Macao)	—	—	—	—	—	..	380	2,205	35,330	31,256
Japan	—	—	—	—	—	7,488	..	15	12	60
Portuguese East Africa	—	—	—	—	—	..	42,146	83,516	2,04,201	1,29,003
United States of America— Vid Atlantic Coast	—	—	—	—	—	1,42,005	50,400	96,507	52,600	28,600
" Pacific " Republic Argentina (including the Atlantic Coast of Patagonia)	—	—	—	—	—	..	10,400
Other Foreign Countries	—	—	—	—	—	9,935	5,192	4,364	4,314	3,944
TOTAL FOREIGN COUNTRIES	—	—	—	—	—	4,90,486	3,85,257	3,49,180	3,74,841	2,02,542
Share of Bengal	—	—	—	—	—	49,511	75,073	1,12,576	2,42,168	1,68,226
" Bombay	—	—	—	—	—	44,008	29,195	7,693	45,327	36,159
" Sind	—	—	—	—	—	11,984	5,476	4,517	4,681	6,643
" Madras	—	—	—	—	—	9,32,317	6,36,957	7,99,633	6,92,509	7,74,214
" Burma	—	—	—	—	—	5	2	11
TOTAL	—	—	—	—	—	10,38,925	7,40,701	9,24,317	9,84,877	9,75,262
Candles of all kinds (III. U)—	Lbs.	Lbs.	Lbs.	Lbs.	Lbs.					
Ceylon (excluding Maldives)	853,620	540,670	492,470	664,845	492,346	2,40,190	1,62,061	1,33,408	1,80,988	1,28,408
Straits Settlements	445,512	242,915	406,267	399,117	410,312	1,25,301	68,328	1,14,257	1,12,602	1,17,824
Federated Malay States	139,823	82,740	113,302	152,900	147,710	89,825	23,270	31,863	43,003	41,573
British Borneo	36,184	53,889	10,178	15,114
Zanzibar and Pemba	24,086	55,688	36,025	36,493	36,635	6,755	15,661	10,300	10,268	10,278
Kenya Colony	32,281	35,892	25,512	82,122	83,870	9,759	10,340	7,174	23,229	23,831
Mauritius and Dependencies	241,564	5,468	217,105	160,938	80,524	67,939	1,538	61,037	15,204	22,601
Other British Possessions	23,450	9,855	37,735	30,859	23,097	7,095	2,772	10,609	8,083	6,405
TOTAL BRITISH EMPIRE	1,760,236	978,228	1,329,010	1,503,458	1,337,239	4,96,364	2,73,970	3,73,748	4,40,215	3,76,274

GENERAL EXPORTS

(506)

INDIAN MERCHANDISE

No. 11—continued

ARTICLES, AND COUNTRIES OF FINAL DESTINATION; ALSO SHARE OF EACH PROVINCE	QUANTITY					VALUE				
	1930-31	1931-32	1932-33	1933-34	1934-35	1930-31	1931-32	1932-33	1933-34	1934-35
Candles of all kinds (III. U) <i>—continued</i>	Lbs.	Lbs.	Lbs.	Lbs.	Lbs.	R	R	R	R	R
Turkey, Asiatic	24,000	6,750
Iraq	222,047	210,332	43,238	138,549	107,833	62,475	59,197	12,161	30,024	31,497
Iran	16,644	1,206	42,116	72,638	76,338	4,948	645	11,847	20,429	22,185
Siam	267,780	206,996	251,240	86,583	178,125	75,535	58,287	71,045	24,345	50,097
Portuguese East Africa . .	17,500	17,612	13,125	20,044	62,100	4,922	4,952	3,691	5,891	17,491
Other Foreign Countries . .	2,371	2,018	8,407	2,900	4,891	1,880	1,564	1,633	2,713	2,476
TOTAL FOREIGN COUNTRIES	526,842	462,254	353,126	321,604	420,287	1,49,758	1,31,345	1,00,377	62,402	1,23,746
Share of Bengal	1,456	1,568	896	2,464	1,295	1,500	2,339	800	2,513	1,481
" Bombay	13,260	1,896	2,456	2,425	21,001	5,216	1,123	1,179	377	8,085
" Sind	563	333	4	412	90	448	113	2	92	20
" Burma	2,271,299	1,431,635	1,678,786	1,879,751	1,744,184	6,39,158	4,02,681	4,72,144	5,29,036	4,90,434
TOTAL	2,286,578	1,435,482	1,682,142	1,885,052	1,766,570	6,46,122	4,05,315	4,74,125	5,32,617	5,00,620
Ganes and Rattans (II. S)	Cwts.	Cwts.	Cwts.	Cwts.	Cwts.					
TOTAL BRITISH EMPIRE	220	200	175	128	146	6,225	5,704	5,627	6,383	5,025
Egypt	163	26	6	..	290	4,080	750	140	..	10,900
United States of America—										
Vid Atlantic Coast . .	90	..	2	0	7	3,210	..	100	855	80
" Pacific "	108	26	30	15,015	4,039	6,000
Other Foreign Countries . .	486	439	274	163	155	8,428	7,509	6,630	6,044	5,645
TOTAL FOREIGN COUNTRIES	907	491	312	172	452	31,333	12,298	12,870	6,899	16,625
Share of Bengal	386	120	134	67	46	21,863	6,419	11,128	5,032	2,740
" Bombay	212	160	104	115	454	6,634	4,127	3,217	2,803	15,690
" Sind	41	55	1	..	8	180	216	6	..	70
" Madras	488	446	198	118	90	8,991	7,330	4,111	5,444	3,150
" Burma	35	3	..
TOTAL	1,127	781	487	300	508	37,558	18,092	19,497	13,282	21,650
Casein (II. S)	Cwts.	Cwts.	Cwts.	Cwts.	Cwts.					
United Kingdom (including Channel Islands)	659	56	5,187	1,444	44	15,560	700	47,838	33,028	1,000
Other British Possessions	82	2,171
TOTAL BRITISH EMPIRE	126	3,231
Germany	4,335	1,522	1,901	6,705	6,730	90,190	17,216	16,900	1,21,076	1,80,760
Netherlands	3,140	3,737	594	..	787	47,840	42,455	5,500	..	15,750
Other Foreign Countries . .	102	..	123	60	300	2,058	..	2,050	1,427	5,800
TOTAL FOREIGN COUNTRIES	7,577	6,259	2,618	6,765	7,826	1,49,088	59,671	24,450	1,22,503	1,62,310
Share of Bombay	8,936	5,315	7,805	3,269	7,982	1,64,648	60,371	72,283	1,55,530	1,55,641

No. 11—continued

ARTICLES, AND COUNTRIES OF FINAL DESTINATION; ALSO SHARE OF EACH PROVINCE	QUANTITY					VALUE				
	1930-31	1931-32	1932-33	1933-34	1934-35	1930-31	1931-32	1932-33	1933-34	1934-35
Chemicals and chemical preparations (excluding chemical manures and medicines)—										
Potassium Compounds—										
Saltpetre (III. C)—	Cwts.	Cwts.	Cwts.	Cwts.	Cwts.	R	R	R	R	R
United Kingdom (including Channel Islands)	22,540	24,699	64,372	57,094	37,544	2,23,450	1,89,286	5,08,780	4,78,647	2,00,320
Ceylon (excluding Maldives)	58,631	58,260	23,582	21,108	40,409	4,20,514	3,42,326	1,37,029	1,44,372	2,59,595
Straits Settlements	1,840	3,129	3,097	4,206	4,577	15,381	20,246	42,760	57,858	65,272
Hongkong	..	410	13,005	8,308	5,238	..	3,800	1,56,205	66,406	61,732
Mauritius and Dependencies	4,457	45,837	48,167	88,054	70,257	70,500	4,08,302	3,11,407	6,70,283	5,82,108
British West India Islands (excluding Bahamas)	3,956	5,002	1,000	37,119	41,030	8,000
Commonwealth of Australia	231	440	670	1,080	740	4,534	3,695	6,789	14,124	5,950
Other British Possessions	448	209	230	248	471	5,665	3,995	5,029	3,920	7,708
TOTAL BRITISH EMPIRE	83,147	132,984	157,122	185,700	160,236	7,49,050	10,40,650	12,00,998	15,05,640	12,64,655
Belgium	12,000	88,000
Netherlands	2,000	16,500	..
Siam	24	697	479	480	12,252	11,570
United States of America—										
Via Atlantic Coast	1,220	9,506
Other Foreign Countries	170	257	239	322	407	2,815	5,014	4,040	4,176	5,243
TOTAL FOREIGN COUNTRIES	194	954	1,938	2,322	12,407	3,295	17,266	25,116	20,676	93,243
Share of Bengal	68,263	116,673	113,847	131,154	126,368	5,71,475	9,06,462	3,58,848	10,11,710	9,75,414
" Lombay	4,348	1,767	3,591	4,558	5,130	63,730	31,622	63,550	76,006	81,569
" Sind	10,740	15,498	41,322	52,400	41,144	1,17,120	1,19,332	3,03,706	4,38,600	3,17,000
" Madras	1	20	15
TOTAL	83,341	133,938	159,060	188,112	172,643	7,52,345	10,57,916	12,26,114	15,26,316	13,77,898
Other sorts (III. C)—										
Ceylon (excluding Maldives)	Cwts.	Cwts.	Cwts.	Cwts.	Cwts.					
Other British Possessions	1,000	8,500
TOTAL BRITISH EMPIRE	1,000	60	8,500	54	425
Share of Bengal	1,000	8,500	54	..
" Bombay	60	425
TOTAL	1,000	60	8,500	54	425
Soda Compounds—										
Borax (III. C)—	Cwts.	Cwts.	Cwts.	Cwts.	Cwts.					
Straits Settlements	635	702	678	468	513	11,035	11,834	13,637	7,071	6,503
Hongkong	100	457	5	379	38	4,727	8,324	100	5,145	450
Other British Possessions	9	13	10	33	47	199	265	197	603	815
TOTAL BRITISH EMPIRE	834	1,172	693	880	598	15,961	20,973	13,934	13,719	7,768
TOTAL FOREIGN COUNTRIES	16	58	56	35	4	395	1,460	1,245	664	102
Share of Bengal	837	1,182	708	840	574	16,508	21,333	14,219	13,104	7,218
" Bombay	13	48	43	75	28	350	1,100	1,010	1,279	652
TOTAL	850	1,230	740	915	602	16,858	22,433	15,229	14,383	7,870
Other sorts (III. C)—										
TOTAL BRITISH EMPIRE	78	48	88	69	70	2,349	1,082	1,546	1,428	1,248
Native States in Arabia other than Maskat Territory and Trucial Oman	231	62	51	88	64	6,737	1,565	1,500	2,275	2,164
Other Foreign Countries	95	10	96	21	70	995	600	3,499	447	1,566
TOTAL FOREIGN COUNTRIES	266	81	147	109	134	7,732	2,165	4,999	2,722	3,720

GENERAL EXPORTS

(508)

INDIAN MERCHANDISE

No. 11—continued

ARTICLES, AND COUNTRIES OF FINAL DESTINATION; ALSO SHARE OF EACH PROVINCE	QUANTITY					VALUE				
	1930-31	1931-32	1932-33	1933-34	1934-35	1930-31	1931-32	1932-33	1933-34	1934-35
Chemicals and chemical preparations (excluding chemical manures and medicines)—continued						R	R	R	R	R
<i>Soda Compounds—contd.</i>										
<i>Other sorts (III. C)— continued.</i>	Cwts.	Cwts.	Cwts.	Cwts.	Cwts.					
Share of Bengal	1	24
.. Bombay	338	129	235	178	204	10,057	3,247	6,545	4,147	4,068
.. Madras	3	..
TOTAL	339	129	235	178	204	10,081	3,247	6,545	4,150	4,068
 Magnesium compounds(a)—										
Magnesium chloride (III. C)—										
United Kingdom (including Channel Islands)	—	—	—	12,866	10,350	—	—	—	39,436	72,681
Other British Possessions	—	—	—	614	530	—	—	—	2,191	1,755
TOTAL BRITISH EMPIRE	—	—	—	13,480	10,880	—	—	—	41,627	74,436
Netherlands	—	—	—	6,383	4,785	—	—	—	19,430	17,545
Other Foreign Countries	—	—	—	1,731	1,986	—	—	—	5,677	7,000
TOTAL FOREIGN COUNTRIES	—	—	—	8,114	6,771	—	—	—	25,107	24,545
Share of Bombay	—	—	—	21,594	26,651	—	—	—	66,734	99,837
<i>Other sorts</i>	—	—	—	—	—	—
 Other sorts of chemicals (III. C)—										
United Kingdom (including Channel Islands)	—	—	—	—	—	1,28,562	3,13,021	65,840	17,112	21,645
Aden and Dependencies	—	—	—	—	—	28,701	29,287	30,996	25,010	31,218
Ceylon (excluding Maldives)	—	—	—	—	—	20,139	28,230	47,657	41,429	51,011
Straits Settlements	—	—	—	—	—	8,790	4,932	5,532	2,495	3,186
Canada—										
Via Atlantic Coast	—	—	—	—	—	6,240	..	3,000	13,300	10,375
Commonwealth of Australia	—	—	—	—	—	34,059	9,960	369
Other British Possessions	—	—	—	—	—	10,459	10,302	3,930	11,463	10,293
TOTAL BRITISH EMPIRE	—	—	—	—	—	2,46,000	3,95,732	1,56,824	1,10,809	1,28,623
Norway	—	—	—	—	—	6,218
Netherlands	—	—	—	—	—	2,950	36,625	28,901	..	805
Italy (including Fiume)	—	—	—	—	—	77,748	120	..
Native States in Arabia other than Masakat Territory and Trucial Oman	—	—	—	—	—	28,876	38,385	39,068	33,598	21,548
Iraq	—	—	—	—	—	5,446	4,503	2,783	1,903	2,590
Iran	—	—	—	—	—	11,197	2,088	2,136	1,263	1,295
Japan	—	—	—	—	—	7,750	1,38,573	1,39,998	15,461	34,035
Italian East Africa (Somal- land and Eritria)	—	—	—	—	—	3,801	2,897	3,961	5,043	4,125
Other Foreign Countries	—	—	—	—	—	9,303	8,084	11,064	3,805	3,703
TOTAL FOREIGN COUNTRIES	—	—	—	—	—	69,313	2,31,160	3,11,372	60,993	68,821
Share of Bengal	—	—	—	—	—	31,050	2,50,439	49,040	65,727	67,412
.. Bombay	—	—	—	—	—	78,667	95,158	1,09,342	15,220	14,227
.. Sind	—	—	—	—	—	72,332	77,444	74,706	66,075	65,296
.. Madras	—	—	—	—	—	1,32,485	2,03,634	2,34,986	22,604	43,048
.. Burma	—	—	—	—	—	229	157	22	2,175	13,603
TOTAL	—	—	—	—	—	3,15,313	6,26,892	4,68,696	1,71,802	1,97,444

(a) Separately recorded from 1933-34.

No. 11—continued

ARTICLES, AND COUNTRIES OF FINAL DESTINATION; ALSO SHARE OF EACH PROVINCE	QUANTITY					VALUE				
	1930-31	1931-32	1932-33	1933-34	1934-35	1930-31	1931-32	1932-33	1933-34	1934-35
						R	R	R	R	R
Chemicals and chemical preparations (excluding chemical manures and medicines)—concluded										
<i>Total value of Chemicals and chemical preparations—</i>										
United Kingdom (including Channel Islands)	—	—	—	—	—	3,52,002	6,02,307	5,69,100	5,35,195	3,91,071
Aden and Dependencies	—	—	—	—	—	29,091	29,402	30,996	25,010	31,338
Bahrein Islands	—	—	—	—	—	3,029	3,539	1,071	5,789	2,504
Ceylon (excluding Maldives)	—	—	—	—	—	4,67,237	3,70,696	1,85,716	1,86,065	3,11,821
Straits Settlements	—	—	—	—	—	35,206	46,062	61,979	69,324	74,051
Hongkong	—	—	—	—	—	5,701	12,024	1,56,306	91,551	62,182
Mauritius and Dependencies	—	—	—	—	—	71,328	4,70,357	3,11,869	6,30,076	5,84,813
British West India Islands (excluding Bahamas)	—	—	—	—	—	37,139	41,030	8,000
Canada—										
<i>Via Atlantic Coast</i>	—	—	—	—	—	6,240	..	3,000	13,300	10,375
Commonwealth of Australia	—	—	—	—	—	38,503	13,655	7,158	14,884	6,425
Other British Possessions	—	—	—	—	—	12,533	9,735	8,419	12,054	13,665
TOTAL BRITISH EMPIRE	—	—	—	—	—	10,21,860	14,58,437	13,78,352	16,73,277	14,92,155
Norway	—	—	—	—	—	6,218
Netherlands	—	—	—	—	—	2,950	36,625	23,901	35,930	18,410
Belgium	—	—	—	—	—	825	..	2,840	..	89,339
Italy (including Trieste)	—	—	—	—	—	77,748	1,270	950
Maskat Territory and Trucial Oman	—	—	—	—	—	5,180	6,677	7,635	4,394	4,502
Other Native States in Arabia	—	—	—	—	—	36,591	41,640	41,748	30,798	24,897
Iraq	—	—	—	—	—	5,446	4,503	2,783	1,903	2,590
Iran	—	—	—	—	—	11,239	2,738	2,631	1,432	1,663
Siam	—	—	—	—	—	555	12,342	11,790	879	90
Japan	—	—	—	—	—	7,750	1,38,573	1,39,393	15,461	34,636
Italian East Africa	—	—	—	—	—	3,801	2,897	3,976	5,043	4,125
United States of America—										
<i>Via Atlantic Coast</i>	—	—	—	—	—	..	3,238	9,506	20	..
<i>" Pacific "</i>	—	—	—	—	—	10
Other Foreign Countries	—	—	—	—	—	6,343	2,303	7,283	6,982	10,123
TOTAL FOREIGN COUNTRIES	—	—	—	—	—	80,735	2,52,041	3,43,232	1,10,162	1,91,337
Share of Bengal	—	—	—	—	—	6,27,056	11,78,234	9,22,107	10,99,895	10,60,044
" Bombay	—	—	—	—	—	1,52,804	1,31,127	1,81,057	1,69,339	2,04,723
" Sind	—	—	—	—	—	1,99,092	1,97,276	3,78,412	5,08,822	3,76,196
" Madras	—	—	—	—	—	1,32,505	2,03,684	2,34,986	22,698	43,961
" Burma	—	—	—	—	—	229	167	22	2,175	13,663
TOTAL	—	—	—	—	—	11,02,595	17,10,478	17,16,584	17,83,439	16,88,492
Coal and coke—										
<i>Coal (II. A)—</i>										
Tons	Tons	Tons	Tons	Tons						
United Kingdom (including Channel Islands)	8,057	11,955	31,520	29,892	18	75,120	1,05,882	3,61,129	3,13,232	96
Ceylon (excluding Maldives)	295,767	272,680	169,031	222,096	215,005	36,15,499	32,91,260	20,05,097	25,83,165	22,97,569
Straits Settlements	25,158	23,431	20,550	5,391	29,719	2,68,914	2,49,674	1,92,143	53,316	1,81,307
Federated Malay States	5,074	97	25	62,241	1,018	500
Hongkong	55,944	162,265	188,571	99,238	55,334	5,38,523	14,13,684	13,76,555	6,54,773	3,32,304
Union of South Africa	620	5,580
Mauritius and Dependencies	2,907	1,180	2,517	922	1,013	22,077	12,930	27,637	10,142	11,143
Commonwealth of Australia	1,856	20,416
Fiji Islands	2,438	26,124
Other British Possessions	25	148	74	450	3,290	1,350	..
TOTAL BRITISH EMPIRE	394,495	472,253	412,421	358,561	303,595	46,08,503	50,80,423	39,65,761	36,21,483	23,42,734

GENERAL EXPORTS

(510)

INDIAN MERCHANDISE

No. 11—continued

ARTICLES, AND COUNTRIES OF FINAL DESTINATION; ALSO SHARE OF EACH PROVINCE	QUANTITY					VALUE				
	1930-31	1931-32	1932-33	1933-34	1934-35	1930-31	1931-32	1932-33	1933-34	1934-35
	Tons	Tons	Tons	Tons	Tons	R	R	R	R	R
Coal and Coke—continued										
<i>Coal (II, A)—continued</i>										
Iraq	201	85	258	220	242	4,327	952	7,256	5,810	5,793
Iran	1,133	70	14,038	1,500
Java	432	..	1,024	6,180	..	8,192
Siam	2,330	13,980
Philippines	32,985	37,007	8,278	6,242	..	2,84,310	3,17,769	69,224	39,012	..
China (excluding of Hong- kong and Macao)	27,520	7,869	2,495	3,09,650	51,133	15,593
Japan	4,688	1,249	38,775	10,002
Argentine Republic (includ- ing the Atlantic Coast of Patagonia).	1,235	8,337
Other Foreign Countries	57	1	18	2	27	1,750	20	310	60	643
TOTAL FOREIGN COUNTRIES	33,675	42,864	39,652	14,333	5,094	2,96,507	3,71,557	4,14,471	96,024	35,049
Share of Bengal	427,911	514,943	451,564	372,593	308,420	48,99,010	54,46,823	43,67,559	37,09,773	28,72,307
" Bombay	1	100	173	74	..	29	2,695	3,980	1,850	..
" Sind	258	73	306	222	269	6,027	2,442	8,076	5,879	6,376
" Madras	1	30	4	20	557
TOTAL	428,170	515,117	452,073	372,894	308,689	48,05,070	54,51,985	43,80,172	37,17,507	28,78,633
<i>Coke (III, U)—</i>										
Ceylon (excluding Maldives).	649	486	397	82	519	10,331	9,998	8,143	2,026	8,443
Straits Settlements	757	627	840	342	506	14,842	13,030	7,337	6,876	11,544
Federated Malay States	709	77	107	129	..	13,815	1,750	2,509	2,050
Hongkong	1,176	161	1,180	17,917	3,220	16,118
Other British Possessions	22	7	63	61	25	440	253	1,280	1,232	500
TOTAL BRITISH EMPIRE	1,428	1,829	2,053	753	2,468	25,613	37,096	36,427	15,953	39,250
TOTAL FOREIGN COUNTRIES	92	41	83	74	170	4,025	1,870	2,630	1,985	4,000
Share of Bengal	1,427	1,528	2,074	757	2,478	25,573	37,663	37,012	16,021	39,610
" Bombay	53	38	37	47	52	2,465	1,503	1,520	1,467	1,550
" Sind	40	4	5	23	104	1,000	100	115	450	2,080
" Burma	20	410
TOTAL	1,520	1,870	2,136	827	2,634	29,638	38,966	39,657	17,938	43,250
Total Coal and Coke—										
United Kingdom (including Channel Islands)	Tons 8,078	Tons 11,955	Tons 31,549	Tons 20,892	Tons 18	75,520	1,05,882	8,61,559	8,13,232	95
Ceylon (excluding Maldives).	290,416	273,166	169,478	223,078	216,124	36,25,830	33,01,258	20,13,240	25,90,101	23,06,012
Straits Settlements	25,915	24,058	20,890	5,733	30,315	2,83,756	2,62,604	1,99,480	60,102	1,92,751
Federated Malay States	5,074	806	102	107	129	62,241	14,838	2,250	2,509	2,650
Hongkong	55,944	162,270	189,747	99,447	60,573	5,88,528	14,13,884	18,93,772	6,57,993	8,48,417
Union of South Africa	620	5,580
Mauritius and Dependencies	2,007	1,180	2,517	922	1,013	22,077	12,980	27,097	10,142	11,143
Commonwealth of Australia	1,850	20,410
Fiji Islands	2,428	28,124
Other British Possessions	1	27	191	136	25	40	503	4,160	3,082	500
TOTAL BRITISH EMPIRE	396,923	474,082	414,474	350,314	306,053	46,34,110	51,17,524	40,02,128	36,37,436	28,81,984

No. 11—continued

ARTICLES, AND COUNTRIES OF FINAL DESTINATION; ALSO SHARE OF EACH PROVINCE	QUANTITY					VALUE				
	1930-31	1931-32	1932-33	1933-34	1934-35	1930-31	1931-32	1932-33	1933-34	1934-35
	Tons	Tons	Tons	Tons	Tons	R	R	R	R	R
Coal and Coke—concluded										
Total Coal and Coke—continued										
Iraq	293	72	305	291	407	8,862	2,722	8,961	7,680	9,543
Iran	1,137	70	14,188	1,560
Java	432	..	1,024	0,180	..	8,192
Siam	2,330	13,980
Philippines	32,985	37,007	8,278	6,242	10	2,84,310	3,17,769	69,224	39,012	100
China (exclusive of Hong- kong and Macão)	27,556	7,869	2,495	3,10,555	51,133	16,693
Japan	4,688	1,249	38,778	10,002
Argentina Republic (includ- ing the Atlantic Coast of Patagonia)	1,235	8,337
Other Foreign Countries . .	57	1	18	5	28	1,750	20	310	184	673
TOTAL FOREIGN COUNTRIES	38,767	42,905	39,735	14,407	5,270	3,00,592	3,73,427	4,17,101	98,009	39,949
Share of Bengal	429,338	516,771	453,638	373,355	310,898	49,21,583	54,83,821	44,04,571	37,25,799	39,11,917
.. Bombay	54	138	210	121	52	2,494	4,498	5,500	3,317	1,560
.. Sind	298	77	311	245	373	7,827	2,542	8,191	6,329	8,456
.. Madras	1	30	4	20	557
.. Burma	20	410
TOTAL .	429,690	516,987	454,209	373,721	311,323	49,34,708	54,00,951	44,19,220	37,35,445	24,21,933
Coal shipped for the use of steamers, etc., engaged in the foreign trade^(a)—		Tons	Tons	Tons	Tons					
Share of Bengal	—	410,633	408,869	369,096	371,504	—	—	—	—	—
.. Bombay	—	149,294	123,842	123,381	113,324	—	—	—	—	—
.. Sind	—	7,365	9,482	5,490	4,581	—	—	—	—	—
.. Madras	—	4,273	3,448	1,312	4,315	—	—	—	—	—
.. Burma	—	21,181	12,932	6,313	8,307	—	—	—	—	—
TOTAL .	—	592,746	558,623	495,692	502,012	—	—	—	—	—
Coffee (K. I.)—	Cwts.	Cwts.	Cwts.	Cwts.	Cwts.					
United Kingdom (including Channel Islands)	78,488	44,059	51,868	50,414	56,605	52,18,541	27,94,838	33,91,338	30,31,024	21,42,583
Bahrain Islands	10,441	2,815	284	1,132	45	6,79,344	1,48,778	20,641	71,813	1,913
Ceylon (excluding Maldives)	332	246	206	231	221	27,132	18,858	15,038	13,684	14,565
Canada—										
Via Atlantic Coast	159	307	300	100	505	8,542	15,112	19,500	6,000	31,320
.. Pacific	500	300	300	42,489	25,500	19,500
Commonwealth of Australia	6,168	2,459	5,635	4,604	5,996	4,08,265	1,40,927	3,40,162	2,57,794	3,33,901
New Zealand	984	505	851	1,252	1,334	66,119	33,008	52,175	70,808	68,157
Other British Possessions . .	47	60	24	110	90	2,043	4,125	2,292	8,271	0,142
TOTAL BRITISH EMPIRE	97,119	50,751	50,468	57,852	44,090	64,53,375	31,81,141	38,80,586	34,80,194	25,98,531
Sweden	37	250	447	169	75	2,812	13,250	25,375	9,495	3,750
Norway	15,297	15,909	16,819	15,173	15,393	9,56,071	9,46,462	10,90,231	8,01,200	6,99,301
Denmark	811	1,304	690	1,100	202	52,785	81,890	41,435	52,400	9,000
Germany	21,893	10,318	13,214	16,874	6,035	13,77,283	9,94,025	8,52,320	9,39,004	3,02,834
Netherlands	18,203	9,423	9,355	8,315	1,376	11,51,856	6,05,022	6,00,309	4,50,682	80,425
Belgium	10,547	6,370	6,966	12,309	6,137	6,75,884	3,81,847	5,50,438	6,70,885	4,27,019
France	107,704	43,070	64,381	60,188	52,995	71,10,950	25,57,507	32,19,454	31,29,273	24,00,642
Italy (including Fiume) . . .	10,293	5,514	4,509	8,811	5,951	6,72,002	3,36,990	2,89,033	4,42,201	3,02,748
Bulgaria	100	40	81	6,000	1,600	4,065
Turkey, Asiatic	3,503	1,61,237
Native States in Arabia other than Maskat Territory and Trucial Oman	2,108	678	261	99	143	1,40,777	38,725	15,780	6,000	8,625
Iraq	8,159	5,526	5,053	4,561	2,083	6,31,529	3,25,609	3,83,385	2,52,074	1,04,543
Algeria	286	318	570	390	82	17,089	19,080	37,980	22,800	4,125

* Coal shipped for the use of steamers, etc., is not an export in the ordinary acceptance of the term, and the value thereof is, accordingly, not included in these Accounts.
(a) Separately recorded from 1931-32.

GENERAL EXPORTS

INDIAN MERCHANDISE

No. 11—continued

ARTICLES, AND COUNTRIES OF FINAL DESTINATION; ALSO SHARE OF EACH PROVINCE	QUANTITY					VALUE				
	1930-31	1931-32	1932-33	1933-34	1934-35	1930-31	1931-32	1932-33	1933-34	1934-35
						Rs	Rs	Rs	Rs	Rs
Coffee (I. I.)—continued										
United States of America—										
<i>Via</i> Atlantic Coast	310	21,085	..	83
" Pasifio " "	121	201	7,200	13,057
Argentine Republic (including the Atlantic Coast of Patagonia)	125	10,000
Other Foreign Countries	207	129	53	33	81	12,527	5,754	2,984	1,836	4,112
TOTAL FOREIGN COUNTRIES	195,770	104,849	113,709	128,143	96,267	1,27,32,545	62,64,961	71,20,824	67,85,194	40,72,111
<i>Share of Bengal</i>	11	2	1	1,259	265	89
" Bombay	5,447	2,330	1,365	1,309	366	3,48,758	1,55,897	93,144	84,809	19,538
" Sind	17	17	1,050	865
" Madras	287,414	153,180	171,311	184,636	140,577	1,38,34,853	92,92,021	1,08,38,177	1,01,60,579	72,60,104
" Burma	..	21	30	..	1,054	1,000
TOTAL	292,889	155,600	173,177	186,995	140,963	1,91,85,920	94,50,102	1,09,81,410	1,02,45,383	72,70,692
Coir—										
<i>Unmanufactured (II. B)—</i>										
United Kingdom (including Channel Islands)	67	48	3	..	13	22,215	10,516	295	..	2,040
Other British Possessions	18	11	19	..	1	7,169	4,766	5,095	650	405
TOTAL BRITISH EMPIRE	85	59	22	..	14	29,384	15,281	5,390	650	2,445
Belgium	26	12	3	5	8	7,004	2,800	420	660	1,400
Italy (including Fiume)	32	1	1	..	22	9,957	540	94	..	3,808
Egypt	17	5,220
Other Foreign Countries	30	24	2	1	10	7,539	5,922	803	325	2,087
TOTAL FOREIGN COUNTRIES	105	37	6	6	40	30,620	9,262	1,407	985	7,289
<i>Share of Bengal</i>	1	26	..	203	64	..
" Bombay	13	11	13	1	5	6,010	4,325	5,245	391	1,288
" Madras	177	35	9	5	49	53,969	19,717	1,349	680	5,449
TOTAL	190	95	23	6	54	60,004	24,543	6,797	1,635	6,734
Manufactured (excluding Rope)—										
<i>Coir yarn (III U.)—</i>										
United Kingdom (including Channel Islands)	—	—	—	77,154	83,948	—	—	—	8,12,094	8,71,170
Bahrain Islands	—	—	—	618	262	—	—	—	5,324	2,070
Ceylon (excluding Maldives)	—	—	—	8,261	2,763	—	—	—	68,261	30,600
Straits Settlements	—	—	—	1,455	1,341	—	—	—	18,128	15,368
Union of South Africa	—	—	—	10,189	8,926	—	—	—	87,241	87,535
Kenya Colony	—	—	—	523	602	—	—	—	7,386	9,336
Mauritius and Dependencies	—	—	—	684	955	—	—	—	13,698	13,347
Canada—										
<i>Via</i> Atlantic Coast	—	—	—	1,785	2,440	—	—	—	15,930	20,625
Commonwealth of Australia	—	—	—	2,413	3,141	—	—	—	27,102	32,047
Other British Possessions	—	—	—	734	1,310	—	—	—	10,278	15,434
TOTAL BRITISH EMPIRE	—	—	—	103,806	105,688	—	—	—	10,65,442	10,97,692
Finland	—	—	—	1,410	4,555	—	—	—	16,380	41,455
Sweden	—	—	—	2,748	4,128	—	—	—	25,314	35,317
Poland (including Danzig)	—	—	—	801	1,530	—	—	—	7,905	14,415
Norway	—	—	—	3,433	2,775	—	—	—	32,596	23,300
Denmark	—	—	—	2,705	5,574	—	—	—	24,075	49,904
Germany	—	—	—	131,157	106,598	—	—	—	12,92,498	10,59,375

* Separately recorded from 1933-34.

No. 11—continued

ARTICLES, AND COUNTRIES OF FINAL DESTINATION; ALSO SHARE OF EACH PROVINCE	QUANTITY					VALUE				
	1930-31	1931-32	1932-33	1933-34	1934-35	1930-31	1931-32	1932-33	1933-34	1934-35
Coir—continued										
<i>Manufactured</i> (excluding <i>Ropes</i>)—continued				Cwts.	Cwts.				R	R
Coir Yarn (III. U)*—contd.										
Netherlands	—	—	—	101,284	104,276	—	—	—	11,07,421	11,74,042
Belgium	—	—	—	78,038	56,122	—	—	—	7,41,958	5,87,090
Franco	—	—	—	53,272	51,628	—	—	—	5,15,333	5,22,420
Portugal (including Azores and Madeira)	—	—	—	19,054	14,556	—	—	—	1,89,555	1,50,937
Italy (including Fiume)	—	—	—	89,041	48,076	—	—	—	3,99,066	4,98,957
Spain	—	—	—	2,349	2,490	—	—	—	23,983	25,140
Greece (including Crete)	—	—	—	651	2,284	—	—	—	7,347	22,689
Roumania	—	—	—	630	1,239	—	—	—	7,500	12,391
Turkey, European	—	—	—	1,149	2,263	—	—	—	17,160	22,188
Turkey, Asiatic	—	—	—	..	1,855	—	—	—	..	12,360
Maskat Territory and Trucial Oman	—	—	—	843	892	—	—	—	6,738	6,322
Other Native States in Arabia	—	—	—	1,637	1,693	—	—	—	12,762	10,313
Iraq	—	—	—	2,247	3,000	—	—	—	18,607	30,335
Siam	—	—	—	8	815	—	—	—	3,575	10,331
French Indo-China	—	—	—	2,001	3,000	—	—	—	14,803	23,812
Japan	—	—	—	5,064	9,087	—	—	—	41,008	97,399
United States of America—										
<i>Via</i> Atlantic Coast	—	—	—	13,326	13,492	—	—	—	1,41,012	1,63,687
" Pacific "	—	—	—	705	3,501	—	—	—	8,850	33,048
Other Foreign Countries	—	—	—	656	1,037	—	—	—	5,432	11,499
TOTAL FOREIGN COUNTRIES	—	—	—	460,110	447,116	—	—	—	47,23,298	46,47,579
<i>Share of Bengal</i>	—	—	—	795	1,663	—	—	—	16,513	20,389
" <i>Bombay</i>	—	—	—	1,198	1,190	—	—	—	17,191	17,461
" <i>Sind</i>	—	—	—	10	9	—	—	—	85	82
" <i>Madras</i>	—	—	—	561,845	549,603	—	—	—	57,54,311	57,01,098
" <i>Burma</i>	—	—	—	77	429	—	—	—	840	6,211
TOTAL	—	—	—	663,925	652,804	—	—	—	67,88,740	67,46,171
Mats and Matings (III. U)*—										
United Kingdom (including Channel Islands)	—	—	—	Cwts.	Cwts.	—	—	—	10,39,778	14,03,969
Adon and Dependencies	—	—	—	..	456	—	—	—	..	6,102
Ceylon (excluding Maldives)	—	—	—	18	521	—	—	—	110	16,568
Union of South Africa	—	—	—	347	2,033	—	—	—	13,034	48,000
Commonwealth of Australia	—	—	—	2,270	3,394	—	—	—	61,223	83,048
New Zealand	—	—	—	657	2,042	—	—	—	18,033	54,254
Other British possessions	—	—	—	374	308	—	—	—	11,865	12,244
TOTAL BRITISH EMPIRE	—	—	—	37,440	64,692	—	—	—	11,44,048	16,24,884
Sweden	—	—	—	94	601	—	—	—	5,040	28,823
Netherlands	—	—	—	1,119	1,776	—	—	—	53,375	77,447
Portugal (including Azores and Madeira)	—	—	—	13	672	—	—	—	330	6,720
China (exclusive of Hongkong and Macao)	—	—	—	270	318	—	—	—	7,002	6,480
United States of America—										
<i>Via</i> Atlantic Coast	—	—	—	2,319	3,837	—	—	—	98,737	1,11,122
" Pacific "	—	—	—	1,732	510	—	—	—	48,359	16,062
Other Foreign Countries	—	—	—	492	1,116	—	—	—	12,244	24,813
TOTAL FOREIGN COUNTRIES	—	—	—	5,849	8,630	—	—	—	1,95,117	2,71,467
<i>Share of Bengal</i>	—	—	—	17	33	—	—	—	270	476
" <i>Bombay</i>	—	—	—	129	354	—	—	—	4,037	7,216
" <i>Sind</i>	—	—	—	11	8	—	—	—	170	135
" <i>Madras</i>	—	—	—	43,132	62,918	—	—	—	13,34,638	18,87,927
" <i>Burma</i>	—	—	—	..	19	—	—	—	..	597
TOTAL	—	—	—	43,289	63,222	—	—	—	13,39,165	18,96,351
Other Sorts (III. U)*—										
United Kingdom (including Channel Islands)	—	—	—	Cwts.	Cwts.	—	—	—	4,52,020	2,52,823
Other British possessions	—	—	—	393	590	—	—	—	8,529	9,987
TOTAL BRITISH EMPIRE	—	—	—	13,138	8,350	—	—	—	4,60,549	2,62,810

* Separately recorded from 1933-34.

GENERAL EXPORTS

(514)

INDIAN MERCHANDISE

No. 11—continued

ARTICLES, AND COUNTRIES OF FINAL DESTINATION; ALSO SHARE OF BAUH PROVINCE	QUANTITY					VALUE				
	1930-31	1931-32	1932-33	1933-34	1934-35	1930-31	1931-32	1932-33	1933-34	1934-35
<i>Coin—continued</i>						R	R	R	R	R
<i>Manufactured (excluding Rope)—continued</i>				Cwts.	Cwts.					
Other Sorts (III, U)*—continued										
Netherlands	—	—	—	1,194	694	—	—	—	97,850	86,786
United States of America— Via Atlantic Coast	—	—	—	49	480	—	—	—	2,401	25,487
„ Pacific „	—	—	—	..	20	—	—	—	..	210
Other Foreign Countries	—	—	—	260	310	—	—	—	6,519	9,784
TOTAL FOREIGN COUNTRIES	—	—	—	1,509	2,013	—	—	—	1,06,270	72,210
Share of Bengal	—	—	—	5	2	—	—	—	173	100
„ Bombay	—	—	—	67	156	—	—	—	1,331	4,516
„ Madras	—	—	—	14,575	10,206	—	—	—	5,65,315	3,30,402
TOTAL	—	—	—	14,647	10,363	—	—	—	5,66,819	3,35,026
<i>Total of Coin Manufactured (excluding Rope) (III, U)—</i>	Cwts.	Cwts.	Cwts.	Cwts.	Cwts.					
United Kingdom (including Channel Islands)	93,740	117,000	99,600	123,760	187,540	18,22,234	20,16,174	13,87,701	23,03,892	25,27,062
Aden and Dependencies	200	140	880	300	999	4,321	2,903	9,141	4,214	12,914
Bahrain Islands	1,920	720	220	600	266	23,069	8,933	2,000	5,404	2,150
Ceylon (excluding Maldives)	2,200	1,160	1,140	8,340	3,354	40,197	17,571	13,497	69,744	49,074
Straits Settlements	1,200	1,480	1,080	1,520	1,521	16,741	20,178	11,758	19,378	18,370
Federated Malay States	40	..	20	400	280	1,170	125	205	7,384
Union of South Africa	10,220	5,800	5,120	10,520	10,959	1,53,532	69,392	46,002	1,01,275	1,30,234
Zanzibar and Pemba	620	360	400	340	280	12,190	5,713	7,091	4,239	8,622
Kenya Colony	966	500	620	600	705	23,011	9,918	10,258	9,906	12,076
Mauritius and Dependencies	2,160	980	2,820	680	972	23,762	17,076	8,415	13,898	13,862
Canada— Via Atlantic Coast	600	1,480	920	1,760	2,451	8,175	22,000	6,650	15,950	20,940
„ Pacific „	20	120	25	540	3,630	2,375
Commonwealth of Australia	220	1,060	160	4,830	6,672	4,578	10,112	1,325	91,932	1,10,476
New Zealand	280	..	720	2,042	192	7,975	..	21,442	54,254
Other British Possessions	60	100	160	200	438	2,102	2,465	2,150	4,820	6,713
TOTAL BRITISH EMPIRE	114,120	131,160	113,120	164,360	168,630	21,39,924	22,21,780	15,07,481	26,70,630	29,85,226
Finland	80	700	1,420	4,555	..	1,000	8,385	16,380	41,455
Sweden	320	1,020	2,200	2,520	4,720	5,556	12,635	23,381	30,354	64,140
Norway	1,780	2,280	3,640	3,460	2,775	24,690	27,060	35,452	32,596	28,500
Poland (including Danzig)	320	1,630	7,905	14,415
Denmark	800	930	1,760	2,700	5,608	10,740	11,607	17,323	27,625	50,689
Germany	95,600	92,480	102,120	131,480	106,612	15,63,605	11,59,262	10,61,488	12,08,228	10,59,905
Netherlands	90,940	86,340	105,000	103,720	100,746	16,53,384	12,61,426	12,08,400	13,18,146	12,88,274
Belgium	81,100	84,980	65,730	73,040	56,332	12,72,865	11,23,918	6,80,035	7,41,058	5,89,890
France	63,020	72,180	75,000	63,300	51,628	9,57,658	9,10,442	7,39,176	5,15,333	5,28,425
Spain	3,020	2,280	1,680	2,360	2,490	59,775	35,220	17,070	23,083	25,140
Portugal (including Azores and Madeira)	2,120	3,300	5,220	19,080	15,234	32,685	40,545	50,016	1,90,065	1,57,705
Italy (including Fiume)	34,560	30,340	39,240	30,960	48,173	5,00,396	4,11,968	4,03,850	3,99,916	5,01,278
Roumania	140	560	620	1,239	..	1,800	3,240	7,500	12,391
Greece (including Crete)	360	600	640	640	2,289	4,610	7,494	10,860	7,347	23,189
Turkey, European	80	520	360	1,160	2,253	1,500	9,870	5,175	17,160	22,183
Turkey, Asiatic	80	20	80	..	2,024	1,500	176	750	..	16,910
Mascat Territory and Trucial Oman	840	640	1,860	840	396	6,014	9,607	16,047	6,738	6,368
Other Native States in Arabia	1,740	1,620	3,860	1,540	2,000	24,329	15,978	27,977	12,084	20,658
Iraq	4,840	3,160	3,800	2,260	3,379	63,495	32,710	33,530	19,130	34,651
Iran	720	300	640	80	217	7,115	1,905	4,050	526	2,740
Siam	140	120	120	160	357	3,045	2,902	2,537	8,575	11,046
French Indo-China	2,000	3,000	14,940	23,812
China (exclusive of Hong-kong and Macao)	340	400	240	440	624	5,133	4,551	2,013	8,713	9,864
Japan	4,820	6,020	5,560	5,060	10,017	62,194	79,614	51,320	41,068	1,01,544
Egypt	1,040	..	60	300	295	21,102	320	2,365	7,121	3,710
United States of America— Via Atlantic Coast	11,400	5,960	4,680	15,560	17,618	3,11,545	1,38,738	95,317	2,12,750	2,90,240
„ Pacific „	60	..	100	2,480	4,031	1,120	..	6,120	57,239	49,920
Other Foreign Countries	80	280	40	120	608	2,207	4,091	3,147	5,030	19,797
TOTAL FOREIGN COUNTRIES	403,120	396,640	424,900	467,540	457,750	60,56,463	53,12,034	45,09,693	50,24,685	49,91,262

*Separately recorded from 1933-34.

No. 11—continued

ARTICLES, AND COUNTRIES OF FINAL DESTINATION; ALSO SHARE OF EACH PROVINCE	QUANTITY					VALUE				
	1980-31	1981-32	1982-33	1983-34	1984-35	1980-31	1981-32	1982-33	1983-34	1984-35
Coir—concluded <i>Total of Coir Manufactured</i> <i>(excluding Kops) (III. U)</i> —continued	Cwts.	Cwts.	Cwts.	Cwts.	Cwts.	R	R	R	R	R
Share of Bengal	2,360	1,320	2,880	820	1,593	28,623	26,360	10,116	16,256	30,914
“ Bombay	2,090	1,120	1,400	1,360	1,699	48,450	26,103	25,440	22,559	30,183
“ Sind	40	..	60	20	17	545	278	783	265	217
“ Madras	612,460	628,020	633,600	619,620	622,732	87,12,723	74,76,635	59,78,320	76,64,314	79,19,437
“ Burma	360	340	80	30	448	6,015	5,533	1,450	340	6,803
TOTAL	617,240	627,800	638,060	621,900	626,389	87,06,887	75,33,814	60,17,114	76,94,724	70,76,648
Total Coir	621,040	629,720	638,640	622,020	627,469	88,56,891	75,58,357	60,23,911	76,96,359	79,86,282
Coral (II. B)	Lts.	Lbs.	Lbs.	Lbs.	Lbs.
Cordage and rope of vegetable fibre (excluding into and cotton) (II. U)—	Cwts.	Cwts.	Cwts.	Cwts.	Cwts.					
United Kingdom (including Channel Islands)	1,785	1,762	1,184	1,430	1,720	28,583	24,440	13,700	13,046	14,823
Aden and Dependencies	1,121	784	1,769	981	1,072	30,934	21,334	20,102	23,060	23,408
Bahrain Islands	1,150	351	644	104	120	14,920	5,540	5,193	1,565	960
Ceylon (excluding Maldives)	694	934	727	510	477	23,191	25,985	16,006	10,106	11,038
Straits Settlements	20,265	23,109	10,883	25,350	28,369	6,48,927	4,99,704	3,86,822	4,00,899	4,98,406
Hongkong	498	581	2,274	462	211	10,988	11,924	22,452	6,754	2,913
Mauritius and Dependencies	509	279	504	466	447	16,914	7,807	14,032	9,044	8,339
New Zealand	235	83	..	57	143	5,407	2,400	..	1,116	2,851
Other British Possessions	735	1,459	474	404	206	15,900	11,698	12,200	8,056	6,374
TOTAL BRITISH EMPIRE	32,992	29,342	27,469	29,814	32,852	7,95,719	6,10,931	4,96,506	4,74,562	4,78,216
Turkey, Asiatic	40	50	..	3,254	..	320	1,120	..	23,548
Maskat Territory and Tru- cial Oman	813	1,501	2,802	961	2,561	11,051	23,074	27,152	8,808	21,533
Other Native States in Arabia	1,881	3,016	4,487	2,428	1,666	28,339	36,508	48,014	24,323	17,770
Iraq	2,061	2,213	2,220	1,027	1,449	26,776	18,612	18,482	17,262	11,378
Iran	371	310	665	131	387	4,409	3,411	5,085	1,612	7,185
Java	653	547	321	140	52	21,594	14,102	6,517	2,670	1,148
Celebes and other Islands	1,270	284	1,141	783	1,141	30,585	6,536	24,509	12,816	18,798
Sum	2,375	4,468	4,182	3,446	5,802	72,511	96,077	88,388	63,989	93,304
French Indo-China	1,332	1,316	1,620	1,639	3,143	48,673	31,762	36,863	30,819	57,187
China (exclusive of Hong- kong and Macao)	49	279	308	411	256	1,182	5,400	10,219	9,275	4,351
Portuguese East Africa	73	58	323	26	40	2,759	1,027	7,222	650	850
Other Foreign Countries	290	286	217	591	369	5,938	5,155	3,619	3,844	5,732
TOTAL FOREIGN COUNTRIES	12,768	15,213	18,432	12,488	20,120	2,48,917	2,42,584	2,70,140	1,80,767	2,57,784
Share of Bengal	22,475	18,679	16,266	13,048	21,946	6,17,039	4,51,733	3,65,329	3,29,652	3,73,342
“ Bombay	1,341	1,176	1,075	879	943	29,449	21,697	17,906	14,193	17,102
“ Sind	58	84	43	33	82	745	369	417	260	668
“ Madras	9,869	11,417	13,679	8,072	11,717	1,36,415	1,26,043	1,33,727	89,066	1,01,371
“ Burma	19,007	13,200	14,833	14,070	18,285	2,61,888	2,80,074	2,54,767	2,22,148	2,43,517
TOTAL	45,760	44,555	46,901	42,302	52,972	10,44,536	8,53,515	7,72,646	6,55,319	7,35,909

GENERAL EXPORTS

(516)

INDIAN MERCHANDISE

No. 11—continued

ARTICLES, AND COUNTRIES, OF FINAL DESTINATION; ALSO SHARE OF EACH PROVINCE	QUANTITY					VALUE				
	1930-31	1931-32	1932-33	1933-34	1934-35	1930-31	1931-32	1932-33	1933-34	1934-35
						R	R	R	R	R
Drugs and Medicines (excluding Chemicals and Narcotics)—	Cwts.	Cwts.	Cwts.	Cwts.	Cwts.					
<i>Asafetida (III. O)—</i>										
TOTAL BRITISH EMPIRE	83	97	25	88	41	3,275	2,849	2,770	3,099	3,712
TOTAL FOREIGN COUNTRIES	7	1	250	50	30
Share of Bengal	3	89	2	537	685	185	62	215
" Bombay	24	6	1	1,080	106	30
" Madras	18	17	25	32	39	1,398	2,164	2,585	2,982	3,497
TOTAL	40	97	25	33	42	3,525	2,849	2,770	3,140	3,742
Camphor (III. C)—	Lbs.	Lbs.	Lbs.	Lbs.	Lbs.					
Mauritius and Dependencies	7,784	1,418	18,281	2,065
Other British Possessions	80	802	560	18	1,150	675
TOTAL BRITISH EMPIRE	80	8,126	1,978	18	14,431	2,640
Share of Bengal	8,126	1,978	14,431	2,640
" Madras	30	18
TOTAL	30	8,126	1,978	18	14,431	2,640
Cinchona bark (III. C)—	Lbs.	Lbs.	Lbs.	Lbs.	Lbs.					
United Kingdom (including Channel Islands)	88,781	84,558	6,629	94,841	1,41,798	34,181	31,707	1,908	29,589	42,371
Ceylon (excluding Maldives)	654	4,480	2,400	163	2,000	600
TOTAL BRITISH EMPIRE	89,435	89,038	9,029	94,841	1,41,798	34,344	33,707	2,508	29,589	42,371
Share of Madras	89,435	89,038	9,029	94,841	1,41,798	34,344	33,707	2,508	29,589	42,371
Galsangal (III. C)—	Cwts.	Cwts.	Cwts.	Cwts.	Cwts.					
TOTAL BRITISH EMPIRE	39	43	21	27	20	740	809	401	400	426
Iran	204	885	174	69	69	4,275	16,446	2,039	990	1,056
Other Foreign Countries	98	174	110	58	28	2,204	3,098	1,505	791	484
TOTAL FOREIGN COUNTRIES	302	1,059	284	127	97	6,479	19,539	4,444	1,781	1,490
Share of Bombay	341	1,102	305	154	123	7,219	20,341	4,845	2,241	1,916
Nux Vomica (Strychnia) (III. O)—	Cwts.	Cwts.	Cwts.	Cwts.	Cwts.					
United Kingdom (including Channel Islands)	4,459	4,751	14,467	14,086	12,141	29,533	29,301	88,664	84,719	77,798
Hongkong	230	630	807	269	681	2,280	3,600	6,370	1,227	4,165
Commonwealth of Australia	5	5	10	910	205	300	250	450	9,410	1,450
Other British Possessions	..	880	2	30	4	..	2,085	47	270	54
TOTAL BRITISH EMPIRE	4,694	5,716	15,286	15,295	13,081	32,113	35,326	94,531	96,226	83,466

No. 11—continued

ARTICLES, AND COUNTRIES OF FINAL DESTINATION; ALSO SHARE OF EACH PROVINCE	QUANTITY					VALUE				
	1930-31	1931-32	1932-33	1933-34	1934-35	1930-31	1931-32	1932-33	1933-34	1934-35
Drugs and Medicines excluding Chemicals and Narcotics—continued										
<i>Nux Vomica (Strychnia) (III.)</i>										
U)—continued										
Germany	483	1,152	1,824	1,764	3,051	3,012	6,772	8,100	8,368	13,345
Netherlands	9,383	4,600	..	10,406	..	68,488	20,700	..	55,327	..
France	74	879	781	513	2,020	870	5,151	3,665	3,023	12,070
Japan	320	300	930	1,004	1,800	5,318
United States of America— Via Atlantic Coast	14,027	7,830	1,726	30,770	42,335	89,018	42,426	8,730	1,34,873	2,24,793
" Pacific	3,501	20,400
Other Foreign Countries	83	603	41	10	173	557	2,988	174	50	1,380
TOTAL FOREIGN COUNTRIES	24,050	15,073	4,692	43,763	52,010	1,62,045	78,037	22,633	2,03,441	2,77,306
<i>Share of Bengal</i>	<i>6,596</i>	<i>6,411</i>	<i>1,159</i>	<i>11,529</i>	<i>14,521</i>	<i>42,134</i>	<i>30,215</i>	<i>7,415</i>	<i>63,199</i>	<i>83,746</i>
" <i>Bombay</i>	<i>364</i>	<i>54</i>	<i>458</i>	<i>657</i>	<i>21</i>	<i>4,178</i>	<i>473</i>	<i>5,687</i>	<i>2,580</i>	<i>250</i>
" <i>Madras</i>	<i>21,804</i>	<i>14,324</i>	<i>13,361</i>	<i>46,872</i>	<i>50,499</i>	<i>1,47,846</i>	<i>82,675</i>	<i>1,04,082</i>	<i>2,26,978</i>	<i>2,76,776</i>
TOTAL	28,744	20,789	19,978	59,053	65,041	1,94,158	1,18,363	1,17,164	2,93,667	3,60,771
	Lbs.	Lbs.	Lbs.	Lbs.	Lbs.					
Quinine Salts (III. C)—										
Ceylon (excluding Maldives)	15,610	1,82,719
<i>Share of Madras</i>	<i>..</i>	<i>..</i>	<i>..</i>	<i>..</i>	<i>16,610</i>	<i>..</i>	<i>..</i>	<i>..</i>	<i>..</i>	<i>1,82,719</i>
Senna (III. C)—										
United Kingdom (including Channel Islands)	5,539	4,452	12,067	8,295	6,725	1,21,227	92,965	2,32,550	1,43,370	1,38,098
Bahrain Islands	149	340	149	209	186	3,075	5,731	2,674	2,784	2,520
Straits Settlements	498	593	441	608	217	7,857	8,445	5,217	5,680	2,011
Hongkong	832	494	1,482	162	..	8,605	5,315	17,161	1,182	..
Commonwealth of Australia	104	239	312	463	423	1,642	3,884	6,512	6,543	6,946
Other British Possessions	127	111	256	352	391	2,490	2,524	4,071	5,139	5,265
TOTAL BRITISH EMPIRE	7,249	6,219	14,707	10,089	7,942	1,44,896	1,18,864	2,68,185	1,61,793	1,58,841
Germany	11,705	10,772	18,160	18,718	15,659	2,08,872	2,05,430	3,07,546	2,73,559	2,30,771
Belgium	1,223	1,298	2,598	2,803	3,793	21,081	18,802	32,402	32,261	30,070
France	7,466	5,146	8,693	6,534	6,592	96,840	75,135	1,20,534	78,949	61,398
Italy (including Flume)	1,442	1,673	1,792	1,848	2,420	21,951	20,988	30,502	24,486	32,894
China (exclusive of Hong- kong and Macao)	634	1,625	699	1,085	717	5,980	15,354	7,000	10,570	7,262
Japan	957	1,185	1,281	1,608	461	13,310	14,790	21,037	19,238	5,593
Egypt	566	407	245	986	105	9,625	6,920	8,668	12,089	2,100
United States of America— Via Atlantic Coast	7,735	11,937	11,584	14,019	11,712	1,31,405	2,31,927	2,73,225	3,27,117	2,53,651
Argentine Republic (includ- ing the Atlantic Coast of Patagonia)	265	48	194	298	501	4,386	782	3,153	4,795	8,854
Other Foreign Countries	728	480	641	1,211	1,239	13,088	9,037	9,419	15,485	15,014
TOTAL FOREIGN COUNTRIES	32,726	34,569	45,832	49,090	43,199	5,21,438	6,05,175	8,09,386	7,93,559	6,76,607
<i>Share of Bengal</i>	<i>..</i>	<i>190</i>	<i>88</i>	<i>214</i>	<i>39</i>	<i>..</i>	<i>1,515</i>	<i>1,315</i>	<i>1,602</i>	<i>232</i>
" <i>Bombay</i>	<i>1,792</i>	<i>1,540</i>	<i>1,441</i>	<i>2,261</i>	<i>885</i>	<i>33,138</i>	<i>33,531</i>	<i>28,473</i>	<i>29,993</i>	<i>13,793</i>
" <i>Madras</i>	<i>38,183</i>	<i>39,188</i>	<i>59,010</i>	<i>56,704</i>	<i>50,217</i>	<i>6,33,246</i>	<i>6,93,993</i>	<i>10,47,283</i>	<i>9,20,767</i>	<i>8,16,423</i>
TOTAL	39,975	40,788	60,539	59,179	51,141	6,66,354	7,24,039	10,77,571	9,58,262	8,33,448
Other sorts of Drugs and Medicines (III. C)—										
United Kingdom (including Channel Islands)	3,62,045	77,697	19,170	36,125	74,418
Aden and Dependencies	9,771	8,630	15,448	13,215	7,467
Cyprus	26,578
Bahrain Islands	4,450	9,010	6,326	7,019	7,538
Ceylon (excluding Maldives)	88,886	87,989	97,881	99,380	1,38,216
Straits Settlements	56,948	73,622	88,391	70,585	1,54,728
Federated Malay States	11,543	4,663	2,938	4,676	10,952
Hongkong	30,179	7,43,770	13,93,492	4,15,930	4,20,429
Union of South Africa	19,211	15,025	16,561	19,908	15,085
Zanzibar and Pemba	16,035	12,393	11,295	8,400	12,350
Kenya Colony	30,505	31,175	25,490	32,990	35,857
Tanganyika Territory	8,340	8,937	7,155	6,843	7,498

GENERAL EXPORTS

(518)

INDIAN MERCHANDISE

No. 11—continued

ARTICLES, AND COUNTRIES OF FINAL DESTINATION; ALSO SHARE OF EACH PROVINCE	QUANTITY					VALUE				
	1930-31	1931-32	1932-33	1933-34	1934-35	1930-31	1931-32	1932-33	1933-34	1934-35
						R	R	R	R	R
Drugs and Medicines (excluding Chemicals and Narcotics)—continued										
<i>Other sorts of Drugs and Medicines (III. C)—contd.</i>										
British West India Islands (excluding Bahamas)	—	—	—	—	—	203	1,010	590	15,632	15,020
Commonwealth of Australia	—	—	—	—	—	645	687	2,020	7,422	9,414
Canada— Via Atlantic Coast	—	—	—	—	—	5,450	19,750	15,100	43,025	57,000
Other British Possessions	—	—	—	—	—	8,608	8,362	7,307	10,021	7,757
TOTAL BRITISH EMPIRE	—	—	—	—	—	7,02,816	11,03,229	17,35,696	7,03,080	9,74,598
Germany	—	—	—	—	—	20,177	35,750	10,951	8,058	8,860
France	—	—	—	—	—	84,005	38,080	43,621	1,27,016	72,423
Turkey, Asiatic	—	—	—	—	—	5,175	431
Native States in Arabia other than Maskat Territory and Trucial Oman	—	—	—	—	—	12,919	9,812	12,617	8,047	7,914
Iraq	—	—	—	—	—	21,791	69,016	16,083	11,733	8,533
Iran	—	—	—	—	—	13,857	27,101	17,489	18,305	22,134
China (exclusive of Hongkong and Macao)	—	—	—	—	—	225	24,495	862	42,306	15,042
Japan	—	—	—	—	—	710	1,717	4,184	4,984	12,200
Egypt	—	—	—	—	—	24,107	12,075	15,448	9,120	9,030
Portuguese East Africa	—	—	—	—	—	14,365	16,044	16,329	17,765	12,430
United States of America— Via Atlantic Coast	—	—	—	—	—	2,63,032	63,059	33,397	22,340	12,035
" Pacific "	—	—	—	—	—	229	1,960	70
Other Foreign Countries	—	—	—	—	—	17,368	15,897	14,580	13,507	17,056
TOTAL FOREIGN COUNTRIES	—	—	—	—	—	4,84,018	3,12,365	1,85,511	2,81,221	1,93,188
Share of Bengal	—	—	—	—	—	1,32,554	8,27,320	14,44,846	2,62,726	3,27,142
" Bombay	—	—	—	—	—	2,58,320	3,23,248	3,10,289	5,63,401	6,01,929
" Sind	—	—	—	—	—	6,41,800	1,85,548	76,001	1,41,103	1,09,554
" Madras	—	—	—	—	—	99,376	70,381	81,911	95,790	1,26,295
" Burma	—	—	—	—	—	4,284	3,890	8,160	6,290	2,855
TOTAL	—	—	—	—	—	11,86,834	14,16,084	19,21,207	10,74,310	11,67,786
<i>Total value of Drugs and Medicines (excluding Chemicals and Nar- cotics)—</i>										
United Kingdom (including Channel Islands)	—	—	—	—	—	5,46,986	2,31,760	3,42,301	2,98,838	3,32,083
Aden and Dependencies	—	—	—	—	—	9,771	8,838	15,450	13,215	7,407
Bahrain Islands	—	—	—	—	—	7,980	15,210	9,276	11,113	10,341
Ceylon (excluding Maldives)	—	—	—	—	—	90,502	91,161	1,00,122	1,03,857	3,24,973
Straits Settlements	—	—	—	—	—	66,460	89,279	95,038	77,485	1,58,487
Federated Malay States	—	—	—	—	—	12,260	4,982	3,403	5,012	11,362
Cyprus	—	—	—	—	—	26,578
Hongkong	—	—	—	—	—	91,064	7,52,004	14,16,023	4,18,048	4,24,685
Union of South Africa	—	—	—	—	—	19,206	15,475	17,092	20,720	15,500
Zanzibar and Pemba	—	—	—	—	—	16,580	13,278	11,750	8,740	13,160
Kenya Colony	—	—	—	—	—	80,990	82,100	25,840	33,855	36,668
Tanganyika Territory	—	—	—	—	—	8,655	9,097	7,395	7,053	7,603
Mauritius and Dependencies	—	—	—	—	—	5,024	3,934	3,988	17,438	4,078
Canada— Via Atlantic Coast	—	—	—	—	—	5,450	19,750	15,100	43,725	57,000
British West India Islands (excluding Bahamas)	—	—	—	—	—	250	1,140	2,115	15,094	17,080
Commonwealth of Australia	—	—	—	—	—	2,587	4,821	9,982	23,380	19,810
Other British Possessions	—	—	—	—	—	4,347	7,258	3,628	7,724	5,279
TOTAL BRITISH EMPIRE	—	—	—	—	—	9,18,202	12,04,777	21,04,091	11,01,597	14,46,772

No. 11—continued

ARTICLES, AND COUNTRIES OF FINAL DESTINATION; ALSO SHARE OF EACH PROVINCE	QUANTITY					VALUE				
	1930-31	1931-32	1932-33	1933-34	1934-35	1930-31	1931-32	1932-33	1933-34	1934-35
Drugs and Medicines (excluding Chemicals and Narcotics)—continued						R	R	R	R	R
<i>Total value of Drugs and Medicines (excluding Chemicals and Narcotics)</i> —continued										
Germany	—	—	—	—	—	2,33,061	2,47,952	3,20,657	2,80,995	2,47,976
Netherlands	—	—	—	—	—	68,588	21,075	1,041	57,578	1,011
Belgium	—	—	—	—	—	21,031	21,106	82,564	32,311	43,319
France	—	—	—	—	—	1,81,215	1,18,375	1,67,820	2,02,868	1,65,891
Italy (including Finme)	—	—	—	—	—	22,803	27,962	32,676	25,706	34,251
Turkey, Asiatic	—	—	—	—	—	5,275	431
Syria	—	—	—	—	—	3,075	6,035	3,690	2,632	2,485
Native States in Arabia other than Maskat Territory and Trucial Oman	—	—	—	—	—	18,808	10,445	13,272	8,333	8,258
Iraq	—	—	—	—	—	23,676	71,940	17,281	12,898	9,184
Iran	—	—	—	—	—	21,745	46,445	21,821	16,995	26,020
China (exclusive of Hongkong and Macao)	—	—	—	—	—	6,265	89,849	7,862	52,966	22,304
Japan	—	—	—	—	—	14,020	16,507	27,975	26,022	23,111
Egypt	—	—	—	—	—	34,132	18,995	19,266	21,209	11,130
Portuguese East Africa	—	—	—	—	—	14,415	16,084	16,519	18,015	12,430
United States of America— Via Atlantic Coast	—	—	—	—	—	4,84,055	3,37,472	3,15,352	4,84,330	4,90,479
„ Pacific „	—	—	—	—	—	229	1,960	20,470
Argentine Republic (includ- ing the Atlantic Coast of Patagonia)	—	—	—	—	—	4,326	782	3,158	4,795	8,854
Other Foreign Countries	—	—	—	—	—	22,061	14,489	15,075	19,419	21,067
TOTAL FOREIGN COUNTRIES	—	—	—	—	—	11,74,280	10,15,606	10,21,974	12,70,052	11,48,621
<i>Share of Bengal</i>	—	—	—	—	—	2,25,225	8,59,735	14,54,261	3,41,830	4,13,975
„ Bombay	—	—	—	—	—	3,03,945	3,78,293	3,49,294	6,10,320	6,17,918
„ Sind	—	—	—	—	—	6,41,800	1,85,545	76,001	1,41,103	1,09,554
„ Madras	—	—	—	—	—	9,17,228	8,82,920	12,33,349	12,81,106	14,51,081
„ Burma	—	—	—	—	—	4,284	8,890	8,160	6,290	2,865
TOTAL	—	—	—	—	—	20,92,482	23,10,883	31,26,065	23,80,649	25,95,303
Dyeing and Tanning Sub- stances—										
<i>Barks for tanning (III. E)—</i>	Cwts.	Cwts.	Cwts.	Cwts.	Cwts.					
Ceylon (excluding Maldives)	1,852	4,335	2,800	1,848	2,567	7,839	17,465	8,219	7,054	7,971
Other British Possessions	21	..	104	50	841	114	..	1,234	205	3,516
TOTAL BRITISH EMPIRE	1,873	4,335	2,904	1,898	3,408	7,953	17,465	9,453	7,259	11,487
TOTAL FOREIGN COUNTRIES	663	280	440	1,235	971	1,490	1,126	1,200	1,452	689
<i>Share of Bengal</i>	663	280	544	1,212	960	1,509	1,120	2,434	1,152	676
„ Bombay	2	538	..	40	3,307
„ Madras	1,871	4,333	2,800	1,921	2,567	7,934	17,425	8,219	7,669	7,973
„ Burma	314	223
TOTAL	2,536	4,015	3,344	3,133	4,370	9,443	18,585	10,653	8,711	12,176
Cutch and Gambier (III. E)—	Cwts.	Cwts.	Cwts.	Cwts.	Cwts.					
United Kingdom (including Channel Islands)	29,869	18,174	13,414	14,890	16,623	5,56,605	2,17,616	1,39,446	1,80,865	2,17,457
Ceylon (excluding Maldives)	754	800	545	508	857	19,781	15,509	8,740	9,125	18,041
Hongkong	843	542	216	100	175	6,684	7,883	2,967	1,223	3,008
Other British Possessions	203	195	214	245	426	6,090	5,122	4,846	3,829	9,337
TOTAL BRITISH EMPIRE	31,229	19,711	14,389	15,743	17,984	5,59,110	2,46,130	1,55,999	1,95,067	2,48,493

GENERAL EXPORTS

(520)

INDIAN MERCHANDISE

No. 11—continued

ARTICLES, AND COUNTRIES OF FINAL DESTINATION; ALSO SHARE OF EACH PROVINCE	QUANTITY					VALUE				
	1930-31	1931-32	1932-33	1933-34	1934-35	1930-31	1931-32	1932-33	1933-34	1934-35
Dyeing and Tanning Sub- stances—continued						R	R	R	R	R
<i>Cutch and Gambier (III, E)</i> —continued	Cwts.	Cwts.	Cwts.	Cwts.	Cwts.					
Norway	620	300	300	400	..	6,604	2,475	2,475	3,300
Germany	2,675	2,495	3,020	2,806	3,069	51,582	29,745	31,706	35,510	53,778
Netherlands	6,275	5,780	4,445	5,085	5,389	1,15,294	65,876	48,239	64,303	76,724
Belgium	400	150	50	8,706	1,356	545
France	4,019	3,795	4,500	4,406	2,974	68,488	38,855	43,080	53,275	43,410
Italy (including Plume)	975	415	404	435	420	14,878	4,115	3,507	4,683	4,007
Japan	1,072	1,516	1,272	552	2,297	20,950	18,538	12,075	6,134	25,774
United States of America—										
Via Atlantic Coast	1,151	600	300	1,000	1,150	22,968	6,382	2,791	9,780	14,037
Other Foreign Countries	342	209	436	310	374	9,042	2,875	6,500	4,236	5,984
TOTAL FOREIGN COUNTRIES	16,909	15,581	14,077	15,494	16,723	3,11,858	1,72,447	1,51,513	1,80,501	2,28,159
<i>Share of Bengal</i>	5,560	3,292	3,518	4,976	5,363	92,663	42,737	38,058	47,125	59,498
" <i>Bombay</i>	115	57	65	14	68	4,300	2,720	2,320	470	1,856
" <i>Madras</i>	29	18	24	74	24	1,220	780	961	1,349	1,000
" <i>Burma</i>	42,434	31,985	25,459	26,173	29,262	8,02,785	3,72,340	2,66,173	3,36,624	4,14,208
TOTAL	48,138	35,292	29,066	31,237	34,707	9,00,968	4,13,577	3,07,512	3,75,508	4,70,052
Indigo (III, E)—	Cwts.	Cwts.	Cwts.	Cwts.	Cwts.					
United Kingdom (including Channel Islands)	135	182	60	110	98	38,980	49,900	9,840	19,204	19,865
Other British Possessions	11	22	15	7	17	1,745	2,375	2,950	852	2,064
TOTAL BRITISH EMPIRE	146	204	75	117	115	38,725	52,275	11,890	20,057	21,929
Germany	24	4	..	9	..	5,250	1,000	..	2,100	..
Greece (including Crete)	360	452	188	327	321	1,02,842	1,19,163	44,628	65,447	64,765
Turkey, European	38	18	14	3	7	7,740	4,532	3,180	550	1,860
Syria	18	9	5,740	1,930
Iraq	169	26	8	..	4	46,602	4,994	920	..	670
Iran	48	40	..	12	..	13,559	6,380	..	2,010	..
Java	50	5,600
Japan	23	10	44	3	15	5,200	2,368	8,465	400	2,410
Egypt	34	8	18	21	24	7,967	1,630	2,735	3,919	4,242
Tunis	32	5,692
Other Foreign Countries	29	26	..	10	26	6,660	6,300	..	2,320	5,263
TOTAL FOREIGN COUNTRIES	788	595	267	385	429	2,06,651	1,48,227	59,928	76,806	84,902
<i>Share of Bengal</i>	558	554	154	351	278	1,66,416	1,51,049	38,368	67,723	59,661
" <i>Bombay</i>	137	37	10	22,516	5,650	1,110
" <i>Madras</i>	239	208	178	151	368	56,444	43,863	31,840	29,140	47,770
TOTAL	934	799	342	502	544	2,45,376	2,00,562	71,818	96,863	1,06,831
Myrobalsams (III, E)—	Cwts.	Cwts.	Cwts.	Cwts.	Cwts.					
United Kingdom (including Channel Islands)	637,363	691,411	493,784	598,355	660,050	38,39,705	37,75,751	27,78,268	20,11,625	24,61,001
Ceylon (excluding Maldives)	580	53	506	..	75	4,881	409	5,027	..	175
Hongkong	680	881	1,963	1,637	2,368	3,355	4,415	5,882	7,142	6,989
Union of South Africa	1,443	1,221	1,720	1,480	1,241	12,130	9,038	10,228	8,454	5,428
Commonwealth of Australia	14,513	17,172	19,797	27,220	24,823	88,288	89,493	1,08,923	1,49,600	1,19,882
Other British Possessions	353	294	163	296	2,424	5,378	2,584	972	2,809	10,478
TOTAL BRITISH EMPIRE	654,882	711,082	518,023	628,988	700,576	39,53,697	38,80,635	29,09,355	30,79,639	26,03,901

No. 11—continued

ARTICLES AND COUNTRIES OF FINAL DESTINATION; ALSO SHARE OF EACH PROVINCE	QUANTITY					VALUE				
	1930-31	1931-32	1932-33	1933-34	1934-35	1930-31	1931-32	1932-33	1933-34	1934-35
Dyeing and Tanning Sub- stances—continued										
<i>Mycobalans (III. E)—continued</i>	Cwts.	Cwts.	Cwts.	Cwts.	Cwts.	R	R	R	R	R
U. S. S. R.— Southern	2,250	600	18,250	1,034
Sweden	700	2,000	700	2,200	1,100	6,800	21,100	4,400	8,395	4,500
Norway	1,700	600	500	15,300	2,520	1,870
Germany	121,686	100,160	114,554	121,539	173,992	8,84,093	5,51,746	6,14,002	4,90,520	6,76,171
Netherlands	54,989	49,506	66,707	57,077	91,685	8,70,507	2,33,478	3,79,436	1,99,976	2,59,508
Belgium	51,760	38,378	41,288	40,483	45,418	3,32,311	1,82,100	1,90,353	1,58,612	1,48,156
France	101,195	109,313	64,563	80,826	44,552	6,80,620	7,05,088	4,00,480	4,05,688	1,99,303
Spain	541	7,554	14,842	11,009	5,401	2,375	44,529	87,070	65,857	32,410
Italy (including Flume)	12,476	8,079	1,802	6,100	6,500	87,191	42,557	9,212	23,700	21,395
China (exclusive of Hong- kong and Macao)	6,292	9,688	5,509	8,720	12,355	27,249	39,729	10,980	31,554	23,685
Japan	27,660	29,866	33,018	30,833	23,333	1,43,988	1,13,760	1,16,073	1,01,913	62,435
Egypt	135	1,038	154	695	33	1,841	7,993	1,825	4,959	220
United States of America— Via Atlantic Coast	205,698	202,605	200,432	238,305	247,742	12,22,104	7,41,497	8,48,331	9,55,953	7,47,047
Cuba	1,497	500	..	301	..	8,960	3,350	..	1,850	..
Other Foreign Countries	102	208	358	407	1,356	851	1,377	2,220	2,044	5,399
TOTAL FOREIGN COUNTRIES	648,681	559,793	544,017	607,711	654,967	38,17,740	27,37,713	26,63,382	25,13,541	21,83,008
Share of Bengal	451,437	549,916	465,789	496,744	608,107	32,59,993	29,34,650	25,26,686	19,31,797	18,00,133
“ Bombay	781,878	680,424	647,973	680,317	614,985	42,56,874	34,55,888	28,40,616	33,95,364	25,66,449
“ Sind	2	20
“ Madras	79,246	60,486	48,278	79,638	138,451	2,54,580	1,76,860	1,99,406	2,66,119	4,20,277
TOTAL	1,303,563	1,270,825	1,092,040	1,236,699	1,355,543	77,71,377	65,18,398	55,72,737	55,93,180	47,85,909
Mycobalans extracts (III. E)—	Cwts.	Cwts.	Cwts.	Cwts.	Cwts.					
United Kingdom (including Channel Islands)	1,103	1,245	14,199	26,804	24,950	13,956	14,371	1,53,699	2,08,078	2,49,571
Union of South Africa	1,040	..	900	1,502	2,480	13,525	..	9,801	15,035	24,316
Commonwealth of Australia	828	464	1,673	745	2,030	10,669	5,056	18,625	7,452	10,717
New Zealand	418	..	180	700	640	5,323	..	1,204	7,000	6,400
Other British Possessions	25	103	270	245	1,036	2,703
TOTAL BRITISH EMPIRE	3,389	1,709	16,077	29,854	30,370	48,473	10,427	1,84,074	2,98,601	3,02,707
Finland	761	100	9,793	1,000
Sweden	540	108	2,100	1,720	1,519	6,885	1,077	21,009	17,202	18,190
Denmark	1,092	300	400	12,770	2,997	4,000
Germany	868	203	800	400	1,922	12,064	2,236	3,801	4,001	19,229
Netherlands	703	300	..	471	..	7,635	3,253	..	4,712
Belgium	271	297	987	3,458	3,374	9,806
France	2,018	201	320	33,461	2,416	3,200
Other Foreign Countries	718	260	20	972	430	8,121	2,603	250	9,744	4,340
TOTAL FOREIGN COUNTRIES	6,776	2,072	3,540	3,692	6,129	86,462	22,389	36,613	30,947	61,337
Share of Bengal	10,165	3,781	20,517	32,946	36,499	1,29,935	41,768	2,20,587	3,29,548	3,64,044
Safflower (III. E)—	Cwts.	Cwts.	Cwts.	Cwts.	Cwts.					
Straits Settlements	1,067	1,556	2,680	1,833	1,864	28,337	38,383	66,582	41,455	30,789
Hongkong	49	223	513	854	197	1,190	5,280	16,857	17,950	2,455
Other British Possessions	8	..	8	70	..	120	..	98
TOTAL BRITISH EMPIRE	1,116	1,779	3,201	2,687	2,069	29,597	43,663	83,559	59,405	33,337

GENERAL EXPORTS

(522)

INDIAN MERCHANDISE

No. 11—continued

ARTICLES, AND COUNTRIES OF FINAL DESTINATION; ALSO SHARE OF EACH PROVINCE	QUANTITY					VALUE				
	1930-31	1931-32	1932-33	1933-34	1934-35	1930-31	1931-32	1932-33	1933-34	1934-35
Dyeing and Tanning Substances—continued						R	R	R	R	R
Safflower (III. E)—continued	Cwts.	Cwts.	Cwts.	Cwts.	Cwts.					
Japan	73	75	194	333	340	2,100	1,998	6,361	7,808	3,560
Other Foreign Countries	140	115	156	43	114	3,666	2,296	4,666	855	1,976
TOTAL FOREIGN COUNTRIES	213	190	350	376	454	5,856	4,294	11,027	8,663	5,536
<i>Share of Bengal</i>	<i>1,329</i>	<i>1,969</i>	<i>3,551</i>	<i>3,063</i>	<i>2,523</i>	<i>35,453</i>	<i>47,957</i>	<i>91,386</i>	<i>68,068</i>	<i>36,873</i>
Turmeric (III. E)—	Cwts.	Cwts.	Cwts.	Cwts.	Cwts.					
United Kingdom (including Channel Islands)	7,044	7,737	6,015	6,816	5,000	1,21,447	1,06,833	78,437	70,745	48,535
Aden and Dependencies	3,854	3,563	3,662	3,292	4,108	1,01,735	71,414	61,139	56,321	59,306
Bahrain Islands	786	829	873	871	534	25,980	18,437	22,680	16,505	10,875
Ceylon (excluding Maldives)	12,224	11,095	11,983	12,413	12,252	1,38,006	1,14,178	1,43,411	1,00,866	1,06,403
Straits Settlements	9,627	8,108	6,284	11,018	9,280	1,28,110	92,657	84,207	1,22,188	95,334
Federated Malay States	452	631	490	266	413	5,892	7,537	5,888	3,460	4,644
Hongkong	13	17	900	4,873	1,576	204	263	6,556	33,849	11,044
Union of South Africa	3,118	3,319	2,589	4,021	3,481	86,470	78,070	53,427	65,730	54,773
Zanzibar and Pemba	588	685	552	521	553	20,844	16,008	14,185	12,326	10,245
Kenya Colony	550	681	815	1,062	859	20,657	18,910	20,470	20,765	15,342
Tanganyika Territory	276	358	459	435	410	12,218	10,309	10,617	8,819	7,326
Mauritius and Dependencies	1,772	1,705	2,570	1,803	2,198	45,258	36,055	41,579	28,194	31,727
British West India Islands (excluding Bahamas)	101	439	214	119	91	1,306	6,759	2,476	1,107	895
British Guiana	675	510	317	589	434	9,073	5,932	10,449	5,905	4,840
Commonwealth of Australia	88	675	937	7,684
Other British Possessions	654	509	924	797	941	13,565	9,709	13,861	10,473	12,041
TOTAL BRITISH EMPIRE	41,734	40,086	30,147	48,970	42,823	7,30,785	5,93,671	5,69,382	6,66,990	4,81,134
U. S. S. R.—										
Northern	22	..	45	450	..	720
Southern	594	167	232	35	30	10,789	4,092	2,833	700	450
Germany	592	389	931	1,437	1,046	10,455	9,208	14,674	14,736	12,096
France	7,076	6,496	7,597	8,270	6,806	1,12,234	92,550	1,05,260	88,450	76,749
Italy (including Fiume)	591	148	157	410	307	11,525	2,030	1,785	5,068	3,890
Syria	419	514	354	246	247	8,655	11,600	5,691	4,500	3,735
Mesopotamian Territory and Trucial Oman	1,493	1,207	1,462	1,545	1,362	34,266	22,625	24,228	27,368	23,275
Other Native States in Arabia	1,660	2,951	2,324	2,119	1,414	43,635	58,402	43,113	36,678	23,331
Iraq	5,340	3,336	2,797	5,380	2,610	1,34,773	67,670	56,187	83,545	42,846
Iran	7,702	6,605	3,794	9,081	9,273	2,19,752	1,67,732	91,002	1,77,995	1,02,936
Egypt	1,084	399	982	826	1,604	10,651	6,530	18,302	9,947	17,986
Morocco, French Protectorate	1,123	2,254	13,535	28,715
Portuguese East Africa	478	461	463	503	547	16,206	12,000	9,338	8,338	7,850
Italian East Africa (Somaliland and Eritrea)	210	62	83	80	156	5,460	1,806	1,751	1,533	2,553
United States of America—										
Vid Atlantic Coast	6,526	4,727	2,129	4,590	7,054	78,585	40,106	24,284	43,167	65,504
" Pacific "	100	..	300	800	..	2,700
Other Foreign Countries	590	498	736	508	939	10,372	7,072	10,701	5,697	10,907
TOTAL FOREIGN COUNTRIES	34,335	27,090	24,143	30,162	36,894	7,16,358	5,02,023	4,11,449	5,26,260	5,06,317
<i>Share of Bengal</i>	<i>2,661</i>	<i>1,636</i>	<i>2,579</i>	<i>1,873</i>	<i>1,283</i>	<i>29,302</i>	<i>20,285</i>	<i>34,440</i>	<i>17,597</i>	<i>12,971</i>
" Bombay	<i>43,228</i>	<i>40,558</i>	<i>35,947</i>	<i>45,220</i>	<i>43,703</i>	<i>10,55,489</i>	<i>8,08,706</i>	<i>6,56,336</i>	<i>7,31,394</i>	<i>6,49,480</i>
" Sind	<i>218</i>	<i>371</i>	<i>208</i>	<i>96</i>	<i>285</i>	<i>3,345</i>	<i>4,475</i>	<i>3,070</i>	<i>1,488</i>	<i>3,955</i>
" Madras	<i>30,567</i>	<i>25,459</i>	<i>23,670</i>	<i>33,099</i>	<i>32,447</i>	<i>3,58,487</i>	<i>2,52,671</i>	<i>2,80,791</i>	<i>3,09,359</i>	<i>3,07,605</i>
" Burma	<i>62</i>	<i>886</i>	<i>4,353</i>	<i>1,999</i>	..	<i>558</i>	<i>6,185</i>	<i>33,413</i>	<i>13,540</i>
TOTAL	76,069	68,076	68,290	85,141	79,717	14,47,123	10,06,594	9,80,831	10,93,256	9,87,451

No. 11—continued

ARTICLES, AND COUNTRIES OF FINAL DESTINATION; ALSO SHARE OF EACH PROVINOR	QUANTITY					VALUE				
	1930-31	1931-32	1932-33	1933-34	1934-35	1930-31	1931-32	1932-33	1933-34	1934-35
Dyeing and Tanning Substances—continued						₹	₹	₹	₹	₹
<i>Other sorts (including lac-dye) (III. B)—</i>	Cwts.	Cwts.	Cwts.	Cwts.	Cwts.					
United Kingdom (including Channel Islands)	2,295	1,755	1,911	1,338	2,625	23,501	8,800	9,528	15,955	23,136
Palestine	20	234	303	131	633	250	7,275	7,205	1,900	13,742
Ceylon (excluding Maldives)	1,916	896	520	948	567	17,279	10,748	3,840	3,970	3,122
Other British Possessions	6	75	147	184	40	136	2,323	1,440	3,190	1,101
TOTAL BRITISH EMPIRE	4,237	2,960	2,886	2,601	3,871	41,266	28,715	22,112	25,015	41,161
Denmark	406	478	463	602	300	6,895	8,283	8,400	7,740	3,450
Germany	7,285	8,937	7,517	5,145	5,336	26,693	35,638	33,304	22,603	27,834
Netherlands	321	524	70	2,158	1,773	5,814	7,258	1,348	9,304	9,111
France	1,175	3,229	3,448	9,772	9,400	18,628	43,885	40,407	1,00,803	1,25,062
Greece (including Crete)	98	60	140	360	981	3,313	1,110	3,525	8,085	21,102
Turkey, European	2,919	2,184	2,451	1,309	1,250	75,700	60,435	54,858	26,856	26,106
Turkey, Asiatic	743	486	1,667	809	603	24,941	14,785	43,933	22,569	14,950
Syria	468	332	669	324	1,179	21,124	8,553	15,809	7,215	20,737
Iraq	533	211	295	85	40	10,013	1,551	2,509	774	480
Japan	725	815	1,351	767	1,049	6,905	20,775	24,355	16,410	21,010
Egypt	1,152	616	1,417	528	1,706	31,615	18,970	23,744	10,175	29,004
Morocco French Protectorate	39	642	390	9,660
United States of America—										
Via Atlantic Coast	325	487	389	3,025	1,901	6,012	6,570	6,645	41,982	26,305
Other Foreign Countries	159	202	291	275	1,224	5,300	4,600	3,916	3,877	11,694
TOTAL FOREIGN COUNTRIES	16,309	18,561	20,188	25,198	27,384	2,42,353	2,32,418	2,62,852	2,78,833	3,47,185
Share of Bengal	609	430	317	301	139	6,337	4,174	1,620	1,219	1,751
" Bombay	6,304	6,827	9,785	14,269	17,890	1,33,106	1,39,242	1,80,528	2,09,637	2,89,733
" Sind	603	223	295	569	198	9,263	2,001	2,509	5,793	1,876
" Madras	12,030	13,987	12,677	12,660	13,023	84,913	1,05,338	1,00,307	87,199	94,853
" Burma	54	378	18
TOTAL	20,546	21,621	23,074	27,790	31,255	2,83,619	2,51,133	2,84,664	3,03,848	3,88,286
Total Dyeing and Tanning Substances—	Cwts.	Cwts.	Cwts.	Cwts.	Cwts.					
United Kingdom (including Channel Islands)	677,811	720,504	529,480	648,313	710,221	45,92,318	41,72,840	31,70,312	34,75,402	50,21,040
Palestine	148	371	511	355	806	2,650	11,040	11,310	5,640	18,060
Aden and Dependences	3,897	3,629	3,706	3,340	4,155	1,04,830	75,385	63,972	58,448	62,233
Bahrain Islands	786	829	983	871	543	25,980	18,447	23,744	16,505	11,025
Ceylon (excluding Maldives)	17,326	17,179	16,452	15,717	16,324	1,87,786	1,58,309	1,09,357	1,21,043	1,30,404
Straits Settlements	11,173	10,010	9,185	13,279	11,925	1,84,075	1,34,776	1,52,325	1,67,879	1,31,781
Federated Malay States	453	636	490	329	414	5,912	7,624	5,888	4,214	4,603
Hongkong	1,035	1,717	3,617	7,688	4,878	11,383	18,219	32,307	62,655	26,566
Union of South Africa	5,802	4,545	5,200	7,011	7,314	1,11,145	87,823	73,797	89,399	85,072
Zanzibar and Pemba	611	585	553	521	553	20,052	16,008	14,205	12,326	10,245
Kenya Colony	555	700	820	1,063	1,420	20,832	19,560	20,660	20,775	18,260
Tanganyika Territory	276	359	459	435	453	12,218	10,340	10,617	8,810	7,670
Mauritius and Dependences	1,772	1,722	2,578	1,804	2,657	45,258	37,755	41,009	28,204	34,505
Canada—										
Via Atlantic Coast	40	80	300	1,220	..	360	260	2,500	5,500
British West India Islands (excluding Bahamas)	107	452	213	124	93	1,441	7,014	2,587	1,218	933
British Guiana	707	514	832	592	448	9,632	6,028	10,748	5,945	5,076
Commonwealth of Australia	15,543	17,848	21,821	28,053	27,533	1,02,778	90,861	132,212	1,58,064	1,47,200
New Zealand	418	..	180	700	667	5,323	..	1,804	7,006	6,738
Fiji Islands	264	134	370	255	373	5,504	3,063	6,232	3,787	5,181
Other British Possessions	122	33	98	103	310	4,449	570	1,628	2,120	4,040
TOTAL BRITISH EMPIRE	738,606	781,816	597,598	730,867	801,216	54,34,526	48,82,031	39,45,024	42,52,033	37,44,089

GENERAL EXPORTS
INDIAN MERCHANDISE

(524)

No. 11—continued

ARTICLES, AND COUNTRIES OF FINAL DESTINATION; ALSO SHARE OF EACH PROVINCE	QUANTITY					VALUE				
	1930-31	1931-32	1932-33	1933-34	1934-35	1930-31	1931-32	1932-33	1933-34	1934-35
	Cwts.	Cwts.	Cwts.	Cwts.	Cwts.	Rs.	Rs.	Rs.	Rs.	Rs.
Dyeing and Tanning Sub- stances—continued										
Total Dyeing and Tanning Substances—continued										
U. S. S. R.—										
Northern	22	..	45	450	..	720
Southern	2,847	167	232	35	630	29,869	4,092	2,838	700	1,484
Finland	761	100	9,703	1,000
Sweden	1,240	3,008	2,965	4,070	3,004	13,185	22,177	27,022	27,237	23,710
Norway	1,700	880	900	900	1,100	15,300	9,297	2,475	4,095	7,170
Denmark	1,408	778	483	002	779	19,665	11,285	8,499	7,740	8,450
Germany	133,130	112,242	126,822	131,413	185,965	9,90,087	6,30,433	7,02,577	5,69,884	7,89,102
Netherlands	61,685	56,513	71,522	64,020	99,478	5,00,015	3,64,248	4,82,270	2,73,673	8,52,160
Belgium	52,771	39,048	41,040	40,892	47,205	3,48,970	1,80,237	1,94,887	1,62,807	1,62,411
France	116,083	123,041	80,428	111,774	63,755	9,10,430	8,80,905	5,93,927	7,06,285	4,40,827
Spain	731	7,754	14,092	11,184	5,725	6,638	47,045	88,789	68,694	37,608
Italy (including Flume)	14,465	8,699	2,363	7,255	7,337	124,019	53,662	14,564	39,771	30,882
Greece (including Crete)	453	512	328	683	1,306	106,155	1,20,263	48,153	73,557	85,909
Turkey, European	2,952	2,202	2,465	1,312	1,257	83,440	54,907	58,088	27,466	27,056
Turkey Asiatic	748	497	1,718	809	687	26,061	17,125	44,623	22,500	15,783
Syria	930	855	1,025	689	1,431	35,069	22,133	21,550	12,005	24,547
Mascat Territory and Trucial Oman	1,493	1,207	1,462	1,545	1,404	34,206	22,625	24,223	27,368	24,675
Other Native States in Arabia	1,662	2,997	2,438	2,128	1,484	43,675	58,677	44,121	36,708	24,284
Iraq	6,085	3,573	3,100	5,474	2,679	1,91,520	74,215	59,616	89,309	44,106
Iran	7,769	6,715	3,851	9,104	9,312	2,83,779	1,74,634	92,278	1,80,095	1,63,378
Java	225	104	96	19	100	9,853	1,779	3,016	405	1,181
China (excluding of Hong- kong and Macao)	6,537	9,696	5,640	8,754	12,974	30,397	39,879	11,610	31,919	24,734
Japan	29,553	32,302	35,979	32,502	27,034	1,79,133	1,57,767	1,66,334	1,32,839	1,15,189
Egypt	3,128	2,281	3,026	3,778	4,358	64,314	34,673	49,096	35,049	52,398
Tunis	20	40	232	303	570	8,756
Morocco, French Protectorate	1,162	2,890	13,525	38,375
Portuguese East Africa	660	462	464	605	549	17,641	12,100	9,348	9,360	8,020
Italian East Africa (Soma- land and Eritrea)	210	62	84	56	150	5,460	1,306	1,771	1,633	2,553
United States of America— East Atlantic Coast	273,708	208,419	203,250	246,920	258,747	13,31,004	7,94,555	8,82,051	10,50,888	8,72,983
.. Pacific	100	..	300	6	..	800	..	2,700
Cuba	1,497	500	..	301	..	8,960	3,350	..	1,850	..
Other Foreign Countries	353	548	911	797	1,922	9,058	9,112	13,279	7,318	15,562
TOTAL FOREIGN COUNTRIES	724,674	625,082	607,626	689,658	743,651	53,88,708	38,11,541	35,97,864	36,17,009	34,17,133
Share of Bengal	472,384	561,857	496,969	541,466	655,152	37,21,513	32,93,738	29,57,068	24,64,229	23,37,056
.. Bombay	332,162	707,905	693,780	719,320	677,184	55,22,285	44,13,245	36,86,959	43,36,765	35,10,905
.. Sind	723	694	803	665	483	13,123	6,476	5,538	7,281	5,831
.. Madras	115,577	104,491	87,627	127,643	180,783	7,63,578	6,06,537	6,21,524	7,00,725	3,79,381
.. Burma	42,434	32,031	26,345	31,028	31,565	8,02,785	3,73,276	3,72,358	3,60,042	4,28,049
TOTAL	1,463,280	1,406,878	1,205,294	1,420,520	1,545,167	1,08,23,294	86,93,572	75,43,483	78,99,042	71,61,222
Earthenware and porcelain (including pipes of earthenware) (III. H)—										
Aden and Dependencies	17,400	16,167	10,878	18,944	14,730
Ceylon (excluding Maldives)	32,470	22,514	21,720	25,022	21,336
Straits Settlements	46,699	1,11,693	46,181	18,710	25,459
Hongkong	15,811	3,357
Other British Possessions	4,243	6,700	4,617	1,202	1,612
TOTAL BRITISH EMPIRE	1,00,812	1,57,074	83,396	80,289	66,494
TOTAL FOREIGN COUNTRIES	4,132	434	3,266	689	1,573

No. 11—continued

ARTICLES, AND COUNTRIES OF FINAL DESTINATION; ALSO SHARE OF EACH PROVINCE	QUANTITY					VALUE				
	1930-31	1931-32	1932-33	1933-34	1934-35	1930-31	1931-32	1932-33	1933-34	1934-35
Earthenware and porcelain (in- cluding pipes of earthenware) (III. B)—continued						₹	₹	₹	₹	₹
Share of Bengal	—	—	—	—	—	49,456	1,17,004	47,339	80,443	29,181
" Bombay	—	—	—	—	—	20,938	17,623	16,291	19,657	16,027
" Sind	—	—	—	—	—	546	115	98	35	90
" Madras	—	—	—	—	—	23,469	22,416	21,786	24,753	22,024
" Burma	—	—	—	—	—	636	351	149	176	146
TOTAL	—	—	—	—	—	1,04,944	1,57,508	86,662	80,969	68,007
Feathers (II. B)—										
Hongkong	Lbs. 49,198	Lbs. 37,985	Lbs. 34,592	Lbs. 32,260	Lbs. 42,416	9,717	16,220	7,745	6,959	8,077
Other British Possessions	43	20
TOTAL BRITISH EMPIRE	49,198	38,028	34,592	32,260	42,416	9,717	16,240	7,745	6,959	8,077
Share of Bengal	40	20
" Burma	49,198	37,985	34,592	32,260	42,416	9,717	16,220	7,745	6,959	8,077
TOTAL	49,198	38,025	34,592	32,260	42,416	9,717	16,240	7,745	6,959	8,077
Fibre for Brushes and Brooms (II. S)—										
United Kingdom (including Channel Islands)	Tons 776	Tons 984	Tons 1,100	Tons 1,228	Tons 1,049	3,01,639	3,51,653	4,06,538	3,98,544	3,19,870
Union of South Africa	5	15	10	3	19	1,967	5,907	3,676	770	5,194
Commonwealth of Australia	73	42	113	95	121	39,631	19,503	49,828	32,366	41,277
New Zealand	23	13	34	55	32	9,114	4,410	13,581	15,853	10,692
Other British Possessions	29	11	7	10	3	7,092	3,004	2,556	2,940	1,497
TOTAL BRITISH EMPIRE	906	1,065	1,354	1,391	1,224	3,59,483	3,85,077	4,76,128	4,45,486	3,78,539
Sweden	1	..	23	18	35	600	..	8,285	5,481	12,039
Norway	30	26	12	16	49	12,540	10,810	8,535	5,300	12,964
Denmark	75	110	184	192	210	34,532	50,024	70,025	69,827	63,509
Poland (including Danzig)	10	23	2,986	6,560
Germany	866	749	1,036	1,139	1,002	3,10,142	2,14,897	2,97,758	2,90,814	2,40,084
Netherlands	577	634	788	678	635	2,02,184	2,31,074	3,16,303	2,45,600	1,86,486
Belgium	1,639	1,240	1,195	1,132	1,199	5,79,040	4,87,450	4,09,976	3,44,002	2,72,010
France	195	102	232	214	199	76,899	66,227	73,078	69,960	67,874
Spain	51	593	34	60	163	14,660	16,869	10,374	13,852	33,540
Italy (including Fiume)	63	55	82	86	88	29,823	17,485	27,813	22,807	24,037
Greece (including Crete)	5	11	10	25	12	1,640	3,300	3,000	7,129	4,060
Japan	1,482	1,187	1,578	1,518	1,702	6,20,080	4,41,985	5,04,485	4,34,019	4,65,141
United States of America— Via Atlantic Coast	572	336	445	668	466	2,12,366	1,48,711	1,67,982	2,27,897	1,31,163
" Pacific	129	57	95	135	105	34,806	16,513	25,431	32,749	21,777
Other Foreign Countries	5	8	23	11	13	2,061	3,034	7,750	3,575	3,898
TOTAL FOREIGN COUNTRIES	6,590	4,663	5,787	5,000	5,801	21,91,769	16,58,369	19,25,795	17,56,807	15,36,620
Share of Bengal	46	54	19	67	200	12,350	16,000	4,870	12,910	35,440
" Madras	6,460	5,674	7,122	7,224	6,326	25,38,402	20,23,446	23,97,063	21,69,473	13,79,719
TOTAL	6,496	5,728	7,141	7,291	7,025	25,51,252	20,43,446	24,01,923	22,02,383	19,15,159
Fish (excluding canned fish)—										
Fi. li. dry, unsalted (Y. A.)— Ceylon (excluding Maldives)	Cwts. 66,700	Cwts. 81,831	Cwts. 107,025	Cwts. 84,952	Cwts. 89,749	10,91,329	12,93,210	15,63,180	12,18,943	13,20,309
Straits Settlements	1,242	792	361	299	2,369	42,041	26,955	10,962	3,919	21,337
Hongkong	3,248	4,544	2,078	1,111	963	1,57,780	2,05,637	76,678	43,303	40,560
Union of South Africa	1,035	805	665	1,150	933	42,796	26,988	19,071	29,798	23,765
Zanzibar and Pemba	3	225	1	1	..	59	7,887	25	22
Mauritius and Dependencies	3,647	3,834	3,322	3,716	2,097	1,09,869	89,086	70,332	73,972	39,360
Other British Possessions	191	69	82	60	109	5,738	1,704	1,898	1,556	1,483
TOTAL BRITISH EMPIRE	78,069	91,788	113,758	91,389	96,221	14,50,053	16,49,239	17,48,558	13,71,516	14,40,831

GENERAL EXPORTS

(526 -)

INDIAN MERCHANDISE

No. 11—continued

ARTICLES, AND COUNTRIES OF FINAL DESTINATION; ALSO SHARE OF EACH PROVINCE	QUANTITY					VALUE				
	1930-31	1931-32	1932-33	1933-34	1934-35	1930-31	1931-32	1932-33	1933-34	1934-35
Fish (excluding canned fish) —continued						R	R	R	R	R
Fish, dry, unsalted (I. A) — continued										
Native States in Arabia, other than Maskat Territory and Trucial Oman	Cwts. 155	Cwts. 113	Cwts. 47	Cwts. 16	Cwts. 39	4,467	6,100	1,515	600	1,120
Siam	167	63	59	22	..	6,285	2,330	2,200	600	..
China (exclusive of Hongkong and Macão)	100	54	84	30	..	5,000	2,500	1,836	670	..
Portuguese East Africa	639	566	313	853	486	20,137	15,386	8,247	17,992	11,704
Other Foreign Countries	125	23	12	16	..	4,425	725	350	234	..
TOTAL FOREIGN COUNTRIES	1,166	819	615	942	625	39,314	26,041	14,148	20,102	12,884
<i>Share of Bengal</i>	16	411	..
<i>Bombay</i>	6,364	6,626	4,391	6,651	3,759	2,07,112	1,63,853	1,04,333	1,10,881	69,493
<i>Sind</i>	3,797	4,177	1,785	1,291	1,052	1,79,790	1,98,318	77,432	56,710	56,330
<i>Madras</i>	65,612	80,683	105,667	84,465	89,138	10,62,950	12,72,200	15,40,582	12,12,374	13,14,799
<i>Burma</i>	962	1,121	1,930	908	2,197	39,515	40,909	40,354	12,332	19,093
TOTAL	77,235	92,607	114,273	92,331	96,740	14,89,367	16,76,280	17,62,706	13,91,708	14,59,715
Fish, dry, salted (I. A) —										
Ceylon (excluding Maldives)	Cwts. 184,120	Cwts. 140,135	Cwts. 92,384	Cwts. 125,250	Cwts. 134,700	42,62,151	28,54,775	10,35,428	23,21,214	22,82,792
Straits Settlements	715	431	357	973	1,164	14,865	8,758	9,415	14,510	20,379
Other British Possessions	239	211	197	46	45	4,226	4,692	4,367	985	1,240
TOTAL BRITISH EMPIRE	185,074	140,777	92,938	126,269	135,909	42,71,242	28,67,025	10,49,210	23,36,716	23,04,411
TOTAL FOREIGN COUNTRIES	78	25	56	92	40	1,587	1,145	1,038	2,104	1,255
<i>Share of Bengal</i>	130	87	46	33	43	4,667	2,267	1,685	952	1,526
<i>Bombay</i>	169	135	111	226	49	2,217	2,340	1,976	2,865	1,220
<i>Sind</i>	33,658	26,074	29,252	33,742	32,158	10,86,688	7,45,090	7,41,467	8,40,100	7,93,014
<i>Madras</i>	150,724	114,303	63,200	91,403	102,562	31,68,110	21,13,022	11,95,960	14,82,015	14,90,183
<i>Burma</i>	631	323	358	967	1,137	11,247	6,061	9,271	12,947	19,724
TOTAL	185,152	140,802	92,994	126,369	135,949	42,72,829	28,68,770	10,50,248	23,38,870	23,05,660
Fishmaws and Sharkfins (I. A)—										
United Kingdom (including Channel Islands)	Cwts. 1,677	Cwts. 845	Cwts. 1,018	Cwts. 1,366	Cwts. 956	3,04,270	1,29,481	1,32,588	1,76,194	1,20,814
Ceylon (excluding Maldives)	15	75	96	200	482	1,150	4,800	3,060	9,200	22,010
Straits Settlements	1,823	1,789	2,080	2,001	2,019	1,51,414	1,26,901	1,53,112	1,98,306	1,09,342
Hongkong	4,441	4,824	3,990	3,727	3,851	5,45,821	5,53,264	4,99,289	3,05,363	3,43,750
Other British Possessions	26	..	20	16	33	1,800	..	1,040	1,280	1,080
TOTAL BRITISH EMPIRE	7,982	7,533	7,204	7,318	7,341	10,04,255	8,14,536	7,90,289	6,90,432	5,97,601
China (exclusive of Hong- kong and Macão)	48	24	..	12	29	8,000	4,000	..	600	2,584
United States of America— <i>Via Atlantic Coast</i>	196	7,350
Other Foreign Countries	10	6	1	1	..	500	100	150	100	..
TOTAL FOREIGN COUNTRIES	254	30	1	13	29	16,450	4,100	150	700	2,584
<i>Share of Bengal</i>	135	196	72	134	52	14,053	22,787	5,900	9,240	4,621
<i>Bombay</i>	2,349	1,914	2,024	1,406	1,662	3,25,080	2,32,466	3,02,095	2,17,035	1,88,498
<i>Sind</i>	2,451	2,294	1,764	1,783	1,616	3,16,755	2,62,466	2,41,606	1,89,425	1,96,190
<i>Madras</i>	1,042	1,282	1,409	1,060	1,755	1,10,985	1,14,829	1,17,294	1,32,480	1,10,820
<i>Burma</i>	2,259	1,877	1,936	2,348	2,386	2,53,652	1,35,933	1,23,544	1,42,952	1,01,046
TOTAL	8,236	7,563	7,205	7,331	7,370	10,20,705	8,18,636	7,90,439	6,91,132	6,00,185

No. 11—continued

ARTICLES, AND COUNTRIES OF FINAL DESTINATION; ALSO SHARE OF EACH PROVINCE	QUANTITY					VALUE				
	1930-31	1931-32	1932-33	1933-34	1934-35	1930-31	1931-32	1932-33	1933-34	1934-35
						₹	₹	₹	₹	₹
Fish (excluding canned Fish)—concluded										
<i>Fish, wet, salted (ngapi) (I. A.)—</i>	Cwts.	Cwts.	Cwts.	Cwts.	Cwts.					
Ceylon (excluding Maldives)	7,202	9,624	6,720	10,201	11,020	60,382	61,217	67,200	66,406	88,948
Straits Settlements	7	76
TOTAL BRITISH EMPIRE . . .	7,202	9,624	6,720	10,201	11,027	60,382	61,217	67,200	66,406	89,023
Share of Madras . . .	7,202	9,624	6,720	10,201	11,020	60,382	61,207	67,200	66,406	88,948
„ Burma	7	..	10	76
TOTAL . . .	7,202	9,624	6,720	10,201	11,027	60,382	61,217	67,200	66,406	89,023
Total Fish (excluding canned fish)—	Cwts.	Cwts.	Cwts.	Cwts.	Cwts.					
United Kingdom (including Channel Islands) . . .	1,701	880	1,030	1,402	972	8,05,308	1,80,480	1,82,883	1,77,004	1,21,404
Ceylon (excluding Maldives)	258,043	231,065	206,225	220,072	236,951	63,95,512	42,19,002	35,69,468	36,14,853	37,14,069
Straits Settlements . . .	3,730	2,022	2,708	3,373	5,550	2,08,320	1,62,704	1,73,480	1,56,740	1,51,133
Hongkong . . .	7,603	0,431	6,180	4,840	4,814	7,03,721	7,60,366	5,76,747	4,08,691	3,84,300
Union of South Africa . . .	1,040	805	668	1,157	958	43,046	26,988	19,371	29,998	24,515
Zanzibar and Pemba . . .	2	3	231	1	1	600	50	7,727	25	22
Mauritius and Dependencies	3,073	3,951	3,417	3,717	2,098	1,10,769	91,536	78,110	74,005	39,510
Other British Possessions . . .	395	65	112	74	145	8,560	1,482	3,453	2,683	2,923
TOTAL BRITISH EMPIRE . . .	276,327	249,722	220,620	236,236	250,498	67,75,932	53,92,617	45,55,257	44,64,069	44,37,806
Native States in Arabia, other than Maskat Territory and Trucial Oman . . .	135	113	47	17	39	4,467	5,100	1,515	610	1,120
Siam . . .	210	69	95	43	..	5,940	2,480	2,488	760	..
China (exclusive of Hongkong and Macao) . . .	148	78	84	48	20	13,800	6,500	1,836	1,270	2,584
Portuguese East Africa . . .	649	572	318	918	506	20,037	16,636	8,247	19,872	12,334
United States of America— Via Atlantic Coast . . .	196	7,350
Other Foreign Countries . . .	100	42	33	21	20	5,348	1,620	1,300	544	685
TOTAL FOREIGN COUNTRIES . . .	1,498	874	572	1,047	594	57,851	31,286	15,336	23,056	16,723
Share of Bengal . . .	265	263	117	133	95	18,680	25,044	7,485	17,603	6,146
„ Bombay . . .	9,372	8,675	7,026	7,232	5,470	5,34,409	4,43,759	4,03,408	3,30,731	2,59,211
„ Sind . . .	39,306	32,545	32,301	36,310	35,328	15,83,233	12,05,874	10,60,495	10,85,235	10,44,534
„ Madras . . .	324,580	205,792	176,996	187,789	204,475	43,92,407	35,51,258	29,21,036	28,92,275	30,04,760
„ Burma . . .	3,802	3,321	4,252	4,213	5,726	3,04,614	1,82,968	1,73,369	1,68,231	1,39,938
TOTAL . . .	277,825	250,596	221,192	236,283	261,002	68,33,283	54,23,903	45,70,593	44,87,125	44,54,589
Fodder, Bran, and Pollards (excluding oilcake)—										
<i>Rice bran (H. C.)—</i>	Tons	Tons	Tons	Tons	Tons					
United Kingdom (including Channel Islands) . . .	166,140	181,635	177,702	218,592	228,936	46,60,457	48,15,411	53,66,044	37,56,872	61,50,737
Irish Free State*	348	5,198
Ceylon (excluding Maldives)	1,390	1,532	2,083	2,415	2,026	42,587	44,702	69,498	62,154	73,558
Straits Settlements . . .	35,905	17,471	7,373	15,447	11,545	9,62,145	3,04,737	1,56,915	2,54,903	2,40,597
Federated Malay States . . .	12,776	8,653	1,287	5,850	2,851	8,14,865	2,38,897	38,562	94,675	49,139
Hongkong . . .	17,049	1,145	797	1,093	243	4,23,461	25,619	19,662	15,700	3,854
Other British Possessions	20	10	15	496	125	370
Total "For orders" Cargoes(a)	17,776	3,20,200
TOTAL BRITISH EMPIRE . . .	233,260	210,436	189,262	243,407	264,640	64,03,515	64,89,366	56,51,177	41,84,519	68,56,658

* Separately shown from 1933-34.

(a) Specified separately from 1934-35 and subject to subsequent adjustment.

GENERAL EXPORTS

(528)

INDIAN MERCHANDISE

No. 11—continued

ARTICLES, AND COUNTRIES OF FINAL DESTINATION; ALSO SHARE OF EACH PROVINCE	QUANTITY					VALUE				
	1930-31	1931-32	1932-33	1933-34	1934-35	1930-31	1931-32	1932-33	1933-34	1934-35
	Tons	Tons	Tons	Tons	Tons	R	R	R	R	R
Fodder, Bran, and Pollards (excluding oilcake)—con- tinued										
<i>Rice bran (II.C)—continued</i>										
Sweden	502	6,875	..
Norway	1,539	2,567	2,699	682	452	31,271	82,182	87,401	9,319	12,616
Germany	11,691	44,273	20,867	1,055	3,251	2,84,431	10,11,451	6,07,416	14,637	80,056
Netherlands	2,250	8,598	2,329	150	818	81,057	2,35,584	90,619	2,211	20,374
Belgium	200	4,109	400	857	600	3,918	1,01,339	8,845	11,310	10,040
Sumatra	906	1,105	23,635	8,542
Siam	1,738	1,875	223	14	6	70,471	57,765	7,397	250	120
Other Foreign Countries	1	18	..	78	..	84	489	..	1,089
TOTAL FOREIGN COUNTRIES	18,324	62,523	27,036	3,360	5,205	4,94,783	14,06,807	8,62,167	44,008	1,33,205
<i>Share of Bengal</i>	..	84	534	179	273	..	659	11,026	3,593	3,353
" <i>Bombay</i>	84	5,072
" <i>Madras</i>	883	792	1,205	1,519	2,076	30,330	24,605	45,384	44,080	51,769
" <i>Burma</i>	250,701	272,143	214,475	244,969	267,496	68,67,958	69,60,999	64,51,862	41,81,454	69,33,327
TOTAL	251,584	272,959	216,293	246,667	269,845	68,98,298	69,86,263	65,13,344	42,20,127	69,88,948
Other sorts of Bran and Pol- lards (II. C)—										
United Kingdom (including Channel Islands)	398	396	3,359	25	..	31,680	35,924	3,14,893
Aden and Dependencies	583	573	409	403	683	41,065	33,830	29,058	28,235	45,448
Bahrain Islands	172	93	143	205	92	12,897	5,640	9,575	14,050	5,902
Ceylon (excluding Maldives).	5,594	5,049	4,977	4,718	5,147	3,94,895	3,04,138	3,57,721	2,91,025	2,99,566
Straits Settlements	128	131	138	187	1,361	14,712	10,538	8,481	10,493	28,145
Anglo-Egyptian Sudan	410	26,469
Somaland Protectorate	50	113	68	4,800	6,700	6,000
Mauritius and Dependencies	906	248	334	614	409	60,907	14,845	18,241	28,819	18,673
Other British Possessions	16	11	10	10	48	1,794	1,382	1,253	1,137	1,756
TOTAL BRITISH EMPIRE	7,449	6,628	6,477	6,533	11,099	5,81,095	4,03,533	4,64,609	4,09,683	7,14,443
Germany	299	150	..	1	144	7,025	5,150	..	50
Mascat Territory and Trucial Oman	106	103	105	111	119	7,733	7,779	5,871	7,100	6,448
Other Native States in Arabia	459	226	19	30	52	68,608	19,377	1,550	2,305	2,655
Egypt	565	49	46,514	2,422
Other Foreign Countries	188	1	1	..	8	8,358	100	50	12	530
TOTAL FOREIGN COUNTRIES	1,268	629	275	141	220	131,257	34,281	12,621	9,537	12,103
<i>Share of Bengal</i>	1,697	1,994	1,442	1,932	1,692	1,48,740	1,14,364	90,697	93,721	78,999
" <i>Bombay</i>	970	368	462	191	132	1,24,482	37,214	45,432	16,726	10,343
" <i>Sind</i>	3,373	2,640	3,042	2,535	6,228	2,44,000	1,61,131	2,04,144	1,72,278	4,86,999
" <i>Madras</i>	2,602	2,150	1,693	1,834	1,867	1,38,979	1,17,724	1,28,333	1,26,517	1,21,223
" <i>Burma</i>	75	106	113	182	1,419	6,151	7,381	5,724	9,979	28,991
TOTAL	8,717	7,257	6,752	6,674	11,328	6,62,852	4,37,814	4,75,230	4,19,220	7,26,546
Rice meal and Dust (II. C) (a)—										
United Kingdom (including Channel Islands)	557	6	11,119	286
Straits Settlements	50
TOTAL BRITISH EMPIRE	557	6	11,119	286
TOTAL FOREIGN COUNTRIES	102	1,600	..
<i>Share of Bengal</i>	7	6	227	136
" <i>Bombay</i>	50
" <i>Burma</i>	62	1	12,492	100
TOTAL	650	6	12,719	286

(a) Separately recorded from 1933-34.

No. 11—continued

ARTICLES, AND COUNTRIES OF FINAL DESTINATION; ALSO SHARE OF EACH PROVINCE	QUANTITY					VALUE				
	1930-31	1931-32	1932-33	1933-34	1934-35	1930-31	1931-32	1932-33	1933-34	1934-35
	Tons	Tons	Tons	Tons	Tons	Rs	Rs	Rs	Rs	Rs
Fodder, Bran and Pollards (excluding oilcake)—continued										
<i>Other sorts of Fodder (II. C)—</i>										
United Kingdom (including Channel Islands)	301	654	379	4,245	16,340	8,339	..	60
Ceylon (excluding Maldives)	384	300	5	3	164	61,310	37,063	243	330	11,176
Straits Settlements	210	31	6	7	9	20,921	4,813	820	133	1,312
Hongkong	421	11,600
Other British Possessions	1	..	1	..	1	60	..	50	..	100
TOTAL BRITISH EMPIRE	1,317	985	391	10	174	98,136	58,221	9,452	513	12,648
Germany	232	619	1,350	12	..	5,821	20,148	30,330	828	..
Philippines	71	70	..	15	15	11,544	11,800	..	1,200	1,200
Other Foreign Countries	2	..	15	117	14	261	..	817
TOTAL FOREIGN COUNTRIES	303	689	1,352	27	30	17,482	31,962	30,591	2,028	2,017
<i>Share of Bengal</i>	<i>320</i>	<i>1,142</i>	<i>1,736</i>	<i>21</i>	<i>16</i>	<i>97,362</i>	<i>76,637</i>	<i>39,194</i>	<i>1,640</i>	<i>1,360</i>
“ Bombay	4	10	22	71	6	613	333	2,217
“ Sind	1	1	3	11	14	53	30	72
“ Madras	2	164	117	11,026
“ Burma	798	532	2	6	..	18,067	14,086	173	36	..
TOTAL	1,620	1,674	1,743	37	204	1,16,618	90,183	40,043	2,541	14,665
Total Fodder, Bran, and Pollards (excluding oilcake)—	Tons	Tons	Tons	Tons	Tons					
United Kingdom (including Channel Islands)	106,441	182,280	178,470	219,645	232,301	40,64,727	48,31,751	54,06,063	38,03,915	64,71,936
Irish Free State *	—	—	—	..	348	—	—	—	..	5,198
Aden and Dependencies	583	573	409	403	683	41,065	33,330	29,058	28,235	46,448
Fahrein Islands	172	93	144	206	92	12,897	5,640	9,625	14,050	5,962
Ceylon (excluding Maldives).	7,308	6,881	7,065	7,136	8,237	4,98,792	3,86,608	4,27,462	3,53,509	3,84,300
Straits Settlements	36,243	17,633	7,517	15,641	12,915	9,97,778	3,80,038	1,66,216	2,85,669	2,70,104
Federated Malay States	12,779	8,953	1,287	5,851	2,852	3,15,045	2,38,897	38,562	94,735	49,187
Hongkong	17,470	1,145	798	1,093	283	4,35,061	25,619	19,848	15,700	4,454
Somaland Protectorate	50	113	68	4,800	6,700	6,600
Anglo-Egyptian Sudan	410	26,460
Mauritius and Dependencies	906	243	354	624	424	60,907	14,845	18,737	28,044	19,043
Other British Possessions	14	11	9	9	8	1,674	1,382	1,072	1,077	1,208
Total 'For orders,' Cargoes(a)	—	—	—	—	17,776	—	—	—	—	3,26,200
TOTAL BRITISH EMPIRE	242,026	218,049	196,130	260,507	275,919	70,32,746	59,51,120	61,23,238	46,05,834	75,83,030
Sweden	504	6,985	..
Norway	1,539	2,507	2,699	682	452	31,271	82,182	87,401	9,819	12,616
Germany	11,925	45,191	22,367	1,067	3,252	2,90,396	10,38,624	7,02,896	15,465	89,166
Netherlands	2,250	8,593	2,829	150	818	81,057	2,35,584	90,619	2,211	20,374
Belgium	200	4,109	400	957	600	3,918	1,01,339	8,845	12,805	10,040
Masfat Territory and Trucial Oman	106	103	105	111	122	7,744	7,793	5,874	7,160	6,518
Other Native States in Arabia	459	226	19	30	52	63,508	19,377	1,650	2,365	2,655
Sumatra	906	1,105	23,635	8,542
Slam	1,739	1,876	224	14	6	70,541	57,865	7,447	250	120
Philippines	71	70	..	15	15	11,544	11,800	..	1,200	1,200
Egypt	565	1	57	46,514	34	2,797
Other Foreign Countries	135	..	20	..	90	8,394	..	747	12	1,980
TOTAL FOREIGN COUNTRIES	19,805	63,841	28,663	3,530	5,464	6,43,522	15,63,140	9,05,379	17,773	1,47,413

* Separately shown from 1933-34.

(a) Specified separately from 1934-35 and subject to subsequent adjustment.

GENERAL EXPORTS

(530)

INDIAN MERCHANDISE

No. 11—continued

ARTICLE'S AND COUNTRIES OF FINAL DESTINATION; ALSO SHARE OF EACH PROVINCE	QUANTITY					VALUE				
	1930-31	1931-32	1932-33	1933-34	1934-35	1930-31	1931-32	1932-33	1933-34	1934-35
	Tons	Tons	Tons	Tons	Tons	Rs	Rs	Rs	Rs	Rs
Fodder, Bran, and Pollards (excluding oilcake)—concluded										
Total Fodder, Bran, and Pollards (excluding oilcake)—continued										
Share of Bengal	2,517	3,136	3,712	3,139	1,985	2,46,092	1,89,901	1,40,817	99,181	83,828
„ Bombay	970	352	550	201	164	1,24,553	37,879	52,122	17,560	12,610
„ Sind	3,373	2,649	3,043	2,536	6,331	2,44,011	1,61,145	2,04,197	1,72,308	4,87,071
„ Madras	3,487	2,942	2,898	3,353	4,097	1,69,426	1,42,329	1,73,717	1,70,597	1,84,018
„ Burma	251,574	272,781	214,590	245,808	263,916	68,92,186	69,53,006	64,57,764	42,03,901	69,62,918
TOTAL	261,921	281,800	224,793	254,037	281,383	76,76,268	75,14,260	70,28,017	46,03,607	77,30,446
Fruits and Vegetables—										
Fresh Fruits and Vegetables—										
Fresh fruits—	No.	No.	No.	No.	No.					
Coconuts (L. B)—										
TOTAL BRITISH EMPIRE	20,656	11,280	1,950	3,709	600	1,178	841	190	200	47
Iraq	105,000	109,000	105,204	208,200	152,050	7,310	6,043	7,142	8,082	8,341
Other Foreign Countries	42,572	6,000	6,220	17,440	32,070	2,827	403	386	647	878
TOTAL FOREIGN COUNTRIES	147,572	115,900	111,424	225,640	184,720	10,137	7,346	7,528	9,279	9,214
Share of Bengal	6,700	11,180	700	3,180	750	625	835	100	177	32
„ Bombay	119,648	104,650	105,924	187,050	117,360	3,391	6,542	7,124	7,053	6,914
„ Sind	21,600	10,350	4,910	27,800	39,420	1,606	789	418	1,975	2,646
„ Madras	20,380	1,000	1,900	11,409	28,100	693	30	76	274	670
TOTAL	168,228	127,180	113,434	229,439	185,620	11,315	8,187	7,718	9,479	9,261
Others (L. B)—										
United Kingdom (including Channel Islands)	—	—	—	—	—	5,998	4,663	24,672	24,938	5,563
Aden and Dependencies	—	—	—	—	—	26,734	25,598	20,181	22,725	10,740
Bahrain Islands	—	—	—	—	—	1,074	5,290	6,782	14,998	1,901
Ceylon (excluding Maldives)	—	—	—	—	—	18,636	19,721	5,562	8,440	34,136
Straits Settlements	—	—	—	—	—	31,977	14,277	6,265	5,718	9,672
Federated Malay States	—	—	—	—	—	5,835	2,784	128	143	2,007
Other British Possessions	—	—	—	—	—	1,732	2,674	2,610	1,960	2,752
TOTAL BRITISH EMPIRE	—	—	—	—	—	86,486	75,011	66,607	78,922	76,211
France	—	—	—	—	—	1,705	2,193	29,061	1,72,279	1,010
Maskat Territory and Trucial Oman	—	—	—	—	—	2,311	6,464	7,549	21,028	14,021
Other Native States in Arabia	—	—	—	—	—	1,181	950	388	5,880	789
Iraq	—	—	—	—	—	48,068	38,973	56,567	59,923	52,085
Iran	—	—	—	—	—	4,855	2,551	4,853	10,158	8,566
Honjam Islands	—	—	—	—	—	27,692	23,814	23,360	40,499	28,659
Other Foreign Countries	—	—	—	—	—	847	569	549	3,802	2,047
TOTAL FOREIGN COUNTRIES	—	—	—	—	—	86,059	75,514	1,22,327	3,13,084	1,17,103
Share of Bengal	—	—	—	—	—	2,998	1,640	1,716	280	125
„ Bombay	—	—	—	—	—	1,23,520	1,14,276	1,66,172	3,72,599	1,43,588
„ Sind	—	—	—	—	—	1,333	1,005	1,107	2,129	2,424
„ Madras	—	—	—	—	—	44,476	32,501	19,299	13,766	44,664
„ Burma	—	—	—	—	—	213	403	549	3,221	2,273
TOTAL	—	—	—	—	—	1,72,545	1,50,525	1,98,934	3,91,986	1,98,874

No. 11--continued

ARTICLES, AND COUNTRIES OF FINAL DESTINATION; ALSO SHARE OF EACH PROVINCE	QUANTITY					VALUE				
	1930-31	1931-32	1932-33	1933-34	1934-35	1930-31	1931-32	1932-33	1933-34	1934-35
Fruits and Vegetables-- <i>continued</i>										
Fresh Fruits and Vegetables <i>—continued</i>										
<i>Fresh vegetables of all</i> <i>kinds—</i>										
<i>Onions (I. B)—</i>	<i>Cwts.</i>	<i>Cwts.</i>	<i>Cwts.</i>	<i>Cwts.</i>	<i>Cwts.</i>					
Aden and Dependencies . . .	1,140	2,372	2,595	676	255	7,756	15,388	15,169	2,647	1,519
Ceylon (excluding Maldives)	515,798	468,317	578,293	495,653	613,710	20,56,771	12,10,870	18,76,492	12,73,968	18,17,072
Straits Settlements . . .	241,457	291,322	217,821	138,675	155,478	10,40,828	11,67,644	8,09,538	5,95,787	6,68,479
Federated Malay States . . .	27,489	27,066	15,841	18,327	17,950	1,35,708	1,29,088	77,199	65,856	90,386
Hongkong . . .	3,809	6,274	18,539	6,747	4,159	14,837	21,769	73,718	29,060	23,245
Zanzibar and Pemba . . .	5,082	6,276	12,052	3,732	4,560	85,060	40,257	53,305	18,072	23,719
Kenya Colony . . .	2,603	2,779	2,627	2,227	2,354	20,259	24,923	14,647	12,155	12,723
Tanganyika Territory . . .	1,950	1,681	2,565	1,243	1,295	13,158	10,595	11,501	5,442	5,881
Mauritius and Dependencies	2,659	2,509	1,571	..	893	15,494	15,880	7,681	..	3,783
Seychelles . . .	1,270	1,073	1,441	1,405	1,500	5,970	4,744	6,186	6,227	7,317
Other British Possessions . . .	154	383	302	31	127	593	1,242	1,707	220	485
TOTAL BRITISH EMPIRE	803,508	810,052	853,647	663,721	8,02,279	33,46,519	26,42,940	25,36,192	20,09,374	21,55,508
Native States in Arabia other than Maskat Terri- tory and Trucial Oman . . .	67	905	656	27	189	317	5,204	3,305	139	929
Portuguese East Africa . . .	1,582	3,120	2,625	2,502	1,529	9,280	15,000	12,230	9,276	6,845
Other Foreign Countries . . .	2,013	787	1,655	383	737	9,618	3,514	5,427	1,407	2,890
TOTAL FOREIGN COUNTRIES	3,662	4,852	4,936	2,912	2,455	10,195	23,718	20,962	10,882	10,673
<i>Share of Bengal . . .</i>	<i>216</i>	<i>493</i>	<i>..</i>	<i>..</i>	<i>..</i>	<i>1,307</i>	<i>2,688</i>	<i>..</i>	<i>..</i>	<i>630</i>
" <i>Bombay . . .</i>	<i>186,543</i>	<i>154,555</i>	<i>195,238</i>	<i>130,742</i>	<i>160,323</i>	<i>7,27,122</i>	<i>5,79,203</i>	<i>7,31,755</i>	<i>5,21,410</i>	<i>6,50,165</i>
" <i>Sind . . .</i>	<i>2,190</i>	<i>1,303</i>	<i>2,670</i>	<i>621</i>	<i>2,967</i>	<i>8,973</i>	<i>6,122</i>	<i>8,595</i>	<i>2,161</i>	<i>9,963</i>
" <i>Madras . . .</i>	<i>618,220</i>	<i>658,553</i>	<i>660,675</i>	<i>534,333</i>	<i>641,519</i>	<i>29,27,800</i>	<i>20,78,946</i>	<i>18,16,304</i>	<i>14,93,676</i>	<i>15,06,423</i>
" <i>Burma . . .</i>	<i>1</i>	<i>..</i>	<i>..</i>	<i>937</i>	<i>..</i>	<i>12</i>	<i>..</i>	<i>..</i>	<i>3,009</i>	<i>..</i>
TOTAL	807,170	814,004	858,583	666,638	804,734	33,65,714	23,66,658	25,57,154	20,20,256	21,66,181
Other kinds (I. B)--										
Aden and Dependencies . . .	—	—	—	—	—	186	605	560	14,699	315
Bahrain Islands . . .	—	—	—	—	—	2,563	2,501	15,734	8,789	5,176
Ceylon (excluding Maldives) . . .	—	—	—	—	—	4,26,507	4,21,609	4,48,396	3,70,180	4,10,674
Straits Settlements . . .	—	—	—	—	—	4,434	17,546	5,129	24,708	3,988
Other British Possessions . . .	—	—	—	—	—	9,498	11,959	5,827	9,914	3,011
TOTAL BRITISH EMPIRE	—	—	—	—	—	4,43,186	4,54,220	4,75,646	4,34,290	4,23,764
Maskat Territory and Trucial Oman . . .	—	—	—	—	—	3,147	3,343	4,229	6,455	7,843
Iraq . . .	—	—	—	—	—	59,119	54,016	61,588	56,661	40,030
Henjam Islands . . .	—	—	—	—	—	10,190	5,457	8,470	20,419	23,622
United States of America— V'd Atlantic Coast . . .	—	—	—	—	—	..	6,788	..	800	..
Other Foreign Countries . . .	—	—	—	—	—	7,770	777	1,816	7,997	5,577
TOTAL FOREIGN COUNTRIES	—	—	—	—	—	80,226	71,229	76,112	92,332	77,072
<i>Share of Bengal . . .</i>	<i>—</i>	<i>—</i>	<i>—</i>	<i>—</i>	<i>—</i>	<i>32,166</i>	<i>9,621</i>	<i>808</i>	<i>6,401</i>	<i>12,189</i>
" <i>Bombay . . .</i>	<i>—</i>	<i>—</i>	<i>—</i>	<i>—</i>	<i>—</i>	<i>31,121</i>	<i>27,066</i>	<i>24,521</i>	<i>48,167</i>	<i>44,277</i>
" <i>Sind . . .</i>	<i>—</i>	<i>—</i>	<i>—</i>	<i>—</i>	<i>—</i>	<i>1,11,093</i>	<i>90,899</i>	<i>1,58,547</i>	<i>100,524</i>	<i>65,806</i>
" <i>Madras . . .</i>	<i>—</i>	<i>—</i>	<i>—</i>	<i>—</i>	<i>—</i>	<i>3,48,936</i>	<i>3,69,802</i>	<i>3,61,719</i>	<i>3,14,356</i>	<i>3,77,810</i>
" <i>Burma . . .</i>	<i>—</i>	<i>—</i>	<i>—</i>	<i>—</i>	<i>—</i>	<i>100</i>	<i>28,038</i>	<i>12,165</i>	<i>26,574</i>	<i>754</i>
TOTAL	—	—	—	—	—	5,23,414	5,25,449	5,51,758	5,26,622	5,00,886

GENERAL EXPORTS

(532)

INDIAN MERCHANDISE

No. 11—continued

ARTICLES, AND COUNTRIES OF FINAL DESTINATION; ALSO SHARE OF EACH PROVINCE	QUANTITY					VALUE				
	1930-31	1931-32	1932-33	1933-34	1934-35	1930-31	1931-32	1932-33	1933-34	1934-35
						R	R	R	R	R
Fruits and Vegetables— <i>continued</i>										
Fresh Fruits and Vegetables —concluded										
Total Value of Fresh Fruits and Vegetables—										
United Kingdom (including Channel Islands)	—	—	—	—	—	6,941	7,188	26,247	26,266	7,417
Aden and Dependencies	—	—	—	—	—	34,656	41,581	84,980	40,071	20,055
Bahrain Islands	—	—	—	—	—	4,252	7,806	22,528	23,881	7,137
Ceylon (excluding Maldives)	—	—	—	—	—	24,96,914	16,82,200	18,80,400	16,58,674	17,02,782
Straits Settlements	—	—	—	—	—	10,76,739	11,90,467	9,10,982	6,26,228	6,82,189
Federated Malay States	—	—	—	—	—	1,41,769	1,35,569	78,568	68,561	93,568
Hongkong	—	—	—	—	—	14,878	21,920	78,912	29,078	23,318
Zanzibar and Pemba	—	—	—	—	—	36,555	40,429	63,375	18,272	23,791
Kenya Colony	—	—	—	—	—	22,373	26,417	17,085	14,187	15,500
Tanganyika Territory	—	—	—	—	—	13,808	10,998	12,219	5,912	6,302
Mauritius and Dependencies	—	—	—	—	—	20,020	16,580	9,980	25	3,808
Seychelles	—	—	—	—	—	7,219	4,834	6,166	6,252	7,717
Other British Possessions	—	—	—	—	—	1,238	8,028	1,883	5,379	1,996
TOTAL BRITISH EMPIRE	—	—	—	—	—	28,77,371	31,73,012	30,78,535	25,22,786	26,55,530
France	—	—	—	—	—	1,705	2,218	29,061	1,72,279	1,016
Maskat Territory and Trucial Oman	—	—	—	—	—	7,244	11,146	13,253	28,477	23,167
Other Native States in Arabia	—	—	—	—	—	3,262	6,869	4,845	10,357	2,795
Iraq	—	—	—	—	—	1,18,356	1,02,432	1,29,461	1,25,716	1,02,116
Iran	—	—	—	—	—	14,369	2,533	5,331	13,017	13,116
Honjam Islands	—	—	—	—	—	37,822	29,271	31,913	61,108	62,370
Portuguese East Africa	—	—	—	—	—	9,260	15,000	12,290	9,831	6,855
United States of America— Via Atlantic Coast	—	—	—	—	—	—	6,736	82	2,365	..
Other Foreign Countries	—	—	—	—	—	3,599	1,552	690	2,907	2,687
TOTAL FOREIGN COUNTRIES	—	—	—	—	—	1,95,617	1,77,807	2,26,929	4,25,557	2,14,122
Share of Bengal	—	—	—	—	—	37,598	14,787	2,622	6,858	12,976
.. Bombay	—	—	—	—	—	8,90,154	7,28,807	9,29,572	9,49,220	8,44,244
.. Sind	—	—	—	—	—	1,23,010	97,806	1,62,667	1,07,039	80,838
.. Madras	—	—	—	—	—	30,21,904	24,31,278	21,97,389	18,52,072	19,28,667
.. Burma	—	—	—	—	—	325	28,441	12,714	33,104	3,027
TOTAL	—	—	—	—	—	40,72,988	33,50,819	33,05,464	29,48,343	28,69,652
Fruits and vegetables: dried, salted or preserved—										
All sorts (I. B.)—	Tons	Tons	Tons	Tons	Tons					
United Kingdom (including Channel Islands)	556	238	201	695	762	2,00,837	1,29,838	1,55,696	4,38,750	3,95,099
Gibraltar	8	11,245
Palestine	11	4	22	20	18	1,275	764	3,254	3,835	5,141
Aden and Dependencies	125	148	147	149	121	38,116	41,643	31,345	27,758	25,202
Bahrain Islands	45	22	37	25	8	7,989	3,730	9,878	4,399	1,724
Ceylon (excluding Maldives)	1,860	2,010	2,198	2,626	3,263	2,55,795	2,34,322	2,36,762	3,88,612	2,26,121
Straits Settlements	657	1,236	624	990	477	1,18,928	2,12,298	1,13,808	1,54,182	75,142
Federated Malay States	205	801	100	207	69	38,762	53,209	20,153	28,008	14,226
Hongkong	29	76	149	138	65	17,904	41,636	61,241	46,785	24,300
Union of South Africa	232	211	149	216	210	27,631	23,213	18,144	17,158	16,818
Zanzibar and Pemba	15	17	16	14	24	8,848	10,754	9,505	6,550	10,212
Kenya Colony	11	14	14	12	5	6,342	6,898	6,064	3,984	2,465
Anglo-Egyptian Sudan	17	14	12	23	8	4,956	4,105	2,665	5,006	1,484
Mauritius and Dependencies	53	68	71	68	84	5,444	12,108	7,842	5,243	6,345

No. 11—continued

ARTICLES, AND COUNTRIES OF FINAL DESTINATION ; ALSO SHARE OF EACH PROVINCE	QUANTITY					VALUE				
	1930-31	1931-32	1932-33	1933-34	1934-35	1930-31	1931-32	1932-33	1933-34	1934-35
	Tons	Tons	Tons	Tons	Tons	₹	₹	₹	₹	₹
Fruits and Vegetables— continued										
<i>Fruits and vegetables: dried, salted or preserved—contd.</i>										
All sorts (I. B)—continued										
Canada—										
<i>Vid Atlantic Coast . . .</i>	4	1	7	6	17	3,271	625	11,002	5,984	13,185
" Pacific " . . .	2	1	..	2,750	625	..
Commonwealth of Australia	5	18	21	18	26	805	2,012	3,345	2,607	9,155
New Zealand . . .	1	..	2	15	..	318	80	3,974	15,527	30
Fiji Islands . . .	76	36	52	66	20	7,888	3,376	5,305	5,000	2,622
Other British Possessions .	8	15	6	27	7	3,969	5,662	2,475	3,372	2,707
TOTAL BRITISH EMPIRE	8,955	4,449	3,892	5,300	5,190	7,52,818	7,87,266	7,14,373	11,59,323	8,32,068
Sweden	1	7	7	..	134	400	1,949	8,705
Denmark . . .	6	36	3	6	23	881	6,118	626	488	2,824
Germany . . .	276	212	180	166	221	95,776	53,180	41,076	28,301	62,931
Netherlands . . .	16	15	12	54	71	3,469	2,335	1,644	22,273	27,827
Belgium . . .	23	28	50	70	147	24,674	30,730	85,040	64,880	1,08,061
France . . .	423	311	135	413	234	2,79,459	3,19,906	62,846	2,30,413	1,05,807
Italy (including Fiume) . . .	339	344	456	212	389	71,808	53,970	75,145	37,282	1,27,933
Syria . . .	47	112	62	49	61	8,868	20,061	11,908	6,830	11,156
Turkey, Asiatic . . .	5	..	10	3	514	300	..	1,750	600	42,061
Mascat Territory and Trucial Oman . . .	231	109	321	193	100	35,373	21,613	43,168	21,181	10,299
Other Native States in Arabia	248	294	178	204	116	49,397	46,408	27,333	27,423	10,674
Iraq . . .	393	757	1,733	857	774	1,43,209	1,14,835	2,39,795	1,02,735	93,732
Iran . . .	132	104	336	71	180	23,705	13,980	43,231	9,734	21,007
Egypt . . .	901	466	612	637	633	1,51,277	65,040	95,166	39,545	69,214
Italian East Africa (Somal- land and Eritrea) . . .	19	24	32	36	28	6,970	5,094	7,165	6,204	5,137
United States of America—										
<i>Vid Atlantic Coast . . .</i>	1,601	2,843	1,443	4,040	5,463	20,22,400	38,15,366	19,70,040	46,26,202	57,02,822
" Pacific " . . .	146	210	200	407	562	2,16,718	3,20,603	2,61,993	5,08,565	6,54,909
Other Foreign Countries . .	31	19	49	55	32	9,307	9,190	13,163	13,147	7,308
TOTAL FOREIGN COUNTRIES	5,392	5,884	5,863	7,479	9,955	31,40,030	43,93,561	29,32,514	57,97,847	70,76,307
Share of Bengal . . .	1,942	1,331	2,208	2,349	3,261	2,58,450	2,49,985	2,34,423	2,12,722	2,30,915
" Bombay . . .	1,198	1,261	1,536	2,346	1,943	3,73,526	3,63,382	3,94,058	10,44,291	8,31,371
" Sind . . .	46	35	65	606	634	7,633	4,396	7,074	1,92,726	2,62,314
" Madras . . .	5,692	6,915	5,357	7,193	9,294	31,59,376	60,42,981	29,49,788	54,62,479	65,30,458
" Burma . . .	661	341	91	330	23	1,02,458	22,603	11,564	44,952	3,407
TOTAL	9,347	10,333	9,755	12,779	15,145	39,01,848	66,80,827	36,46,887	69,57,170	79,08,465
Total value of Fruits and Vegetables—										
United Kingdom (including Channel Islands) . . .	—	—	—	—	—	2,07,778	1,37,071	1,81,943	4,65,016	4,02,516
Gibraltar . . .	—	—	—	—	—	11,251	6	6
Palestine . . .	—	—	—	—	—	1,275	764	3,294	3,835	5,141
Aden and Dependences . . .	—	—	—	—	—	72,772	33,224	66,275	67,829	45,347
Bahrain Islands . . .	—	—	—	—	—	12,241	11,536	32,406	23,270	8,861
Ceylon (excluding Maldives)	—	—	—	—	—	27,52,709	18,86,522	20,67,452	20,42,286	10,88,908
Straits Settlements . . .	—	—	—	—	—	11,95,662	14,11,765	10,24,740	7,80,410	7,57,281
Federated Malay States . . .	—	—	—	—	—	1,80,531	1,88,778	93,721	96,569	1,07,794
Hongkong . . .	—	—	—	—	—	32,732	63,606	1,35,153	75,863	47,618
Union of South Africa . . .	—	—	—	—	—	23,241	24,813	13,239	17,176	17,135
Zanzibar and Pemba . . .	—	—	—	—	—	45,363	51,183	62,880	24,822	34,003
Kenya Colony . . .	—	—	—	—	—	23,715	33,315	23,139	18,121	17,065
Tanganyika Territory . . .	—	—	—	—	—	16,015	13,393	13,406	8,280	7,324
Anglo-Egyptian Sudan . . .	—	—	—	—	—	5,055	5,610	3,755	5,705	2,506
Mauritius and Dependences	—	—	—	—	—	25,473	23,936	17,822	5,266	10,153
Seychelles . . .	—	—	—	—	—	8,729	6,195	7,336	6,912	8,377

GENERAL EXPORTS

INDIAN MERCHANDISE

(534)

No. 11—continued

ARTICLES, AND COUNTRIES OF FINAL DESTINATION; ALSO SHARE OF EACH PROVINCE	QUANTITY					VALUE				
	1930-31	1931-32	1932-33	1933-34	1934-35	1930-31	1931-32	1932-33	1933-34	1934-35
Fruits and Vegetables— concluded						R	R	R	R	R
<i>Total value of Fruits and Vegetables—continued</i>										
Canada—										
<i>Via Atlantic Coast</i>	—	—	—	—	—	3,271	625	11,002	7,184	13,185
" Pacific "	—	—	—	—	—	3,750	625	..
Commonwealth of Australia	—	—	—	—	—	835	3,910	3,428	5,737	9,189
New Zealand	—	—	—	—	—	318	560	4,349	15,527	80
Fiji Islands	—	—	—	—	—	7,833	3,376	5,895	5,090	2,023
Other British Possessions	—	—	—	—	—	840	4,280	332	598	1,082
TOTAL BRITISH EMPIRE	—	—	—	—	—	46,30,189	39,59,273	37,92,908	36,82,109	34,87,508
Sweden	—	—	—	—	—	..	134	400	2,189	8,705
Denmark	—	—	—	—	—	831	6,118	626	488	2,824
Germany	—	—	—	—	—	95,792	53,289	41,113	29,574	64,767
Netherlands	—	—	—	—	—	3,469	2,335	1,644	22,285	27,857
Belgium	—	—	—	—	—	24,677	30,859	35,684	65,730	1,00,080
France	—	—	—	—	—	2,81,164	3,19,124	91,907	4,02,602	1,00,823
Italy (including Fiume)	—	—	—	—	—	71,804	53,970	75,145	37,372	1,23,003
Turkey Asiatic	—	—	—	—	—	800	..	1,750	600	42,901
Syria	—	—	—	—	—	8,887	20,051	11,038	6,830	11,156
Mascat Territory and Trucial Oman	—	—	—	—	—	42,617	32,659	56,421	40,658	33,466
Other Native States in Arabia	—	—	—	—	—	52,059	53,276	32,683	37,735	19,469
Iraq	—	—	—	—	—	2,61,565	2,17,317	3,69,259	3,28,451	1,95,808
Iran	—	—	—	—	—	43,074	16,563	48,562	22,751	34,123
Hanjam Islands	—	—	—	—	—	37,822	29,271	31,913	61,125	62,370
Egypt	—	—	—	—	—	1,51,346	65,083	95,388	89,867	68,416
Portuguese East Africa	—	—	—	—	—	12,682	18,720	14,844	11,838	9,792
Italian East Africa (Somal- land and Britree)	—	—	—	—	—	7,360	5,429	7,365	6,284	5,287
United States of America—										
<i>Via Atlantic Coast</i>	—	—	—	—	—	20,22,400	38,20,102	19,70,122	46,28,567	57,02,822
" Pacific "	—	—	—	—	—	2,16,718	3,20,603	2,61,903	5,08,565	6,54,909
Other Foreign Countries	—	—	—	—	—	8,980	7,466	10,701	10,753	4,775
TOTAL FOREIGN COUNTRIES	—	—	—	—	—	33,44,647	50,72,363	31,59,443	62,23,404	72,90,519
<i>Share of Bengal</i>	—	—	—	—	—	2,96,045	2,64,752	2,37,045	2,19,580	2,43,891
" Bombay "	—	—	—	—	—	12,63,680	10,31,889	13,23,630	19,93,511	17,26,616
" Sind "	—	—	—	—	—	1,30,548	1,02,502	1,69,741	2,99,315	3,43,152
" Madras "	—	—	—	—	—	61,81,780	75,24,359	51,47,657	73,14,551	84,69,085
" Burma "	—	—	—	—	—	1,02,783	67,944	24,278	78,056	6,434
TOTAL	—	—	—	—	—	79,74,836	90,31,646	69,52,351	99,05,513	1,07,73,117
Furniture and Cabinetware (III. G)—										
Cotted Kingdom (including Channel Islands)	—	—	—	—	—	83,502	93,734	55,415	38,673	48,849
Ceylon (excluding Maldives)	—	—	—	—	—	19,251	9,083	11,681	10,828	5,828
Kenya Colony	—	—	—	—	—	23,405	4,709	4,954	1,612	1,718
Canada—										
<i>Via Atlantic Coast</i>	—	—	—	—	—	5,550	1,060	885	800	50
" Pacific "	—	—	—	—	—	126	..	525	107	230
Other British Possessions	—	—	—	—	—	20,069	16,690	16,956	10,756	13,909
TOTAL BRITISH EMPIRE	—	—	—	—	—	1,51,892	1,25,287	89,916	62,776	70,634

No. 11—continued

ARTICLES, AND COUNTRIES OF FINAL DESTINATION; ALSO SHARE OF EACH PROVINCE	QUANTITY					VALUE				
	1930-31	1931-32	1932-33	1933-34	1934-35	1930-31	1931-32	1932-33	1933-34	1934-35
Furniture and Cabinetware (III. G)—continued						R	R	R	R	R
Germany	—	—	—	—	—	1,325	3,444	4,590	6,760	1,592
Mascat Territory and Trucial Oman	—	—	—	—	—	2,414	2,451	2,255	3,052	5,336
Other Native States in Arabia	—	—	—	—	—	5,877	2,769	3,201	2,440	4,317
Iraq	—	—	—	—	—	12,268	4,704	2,111	757	1,072
Iran	—	—	—	—	—	1,19,045	1,301	235	1,555	1,470
Portuguese East Africa	—	—	—	—	—	6,330	1,060	1,600	349	540
United States of America— V44 Atlantic Coast	—	—	—	—	—	88,700	13,195	12,635	10,060	15,604
" Pacific "	—	—	—	—	—	1,562	310	495	75	335
Other Foreign Countries	—	—	—	—	—	15,631	14,896	13,001	8,717	15,096
TOTAL FOREIGN COUNTRIES	—	—	—	—	—	2,04,142	44,220	40,203	38,771	47,171
Share of Bengal	—	—	—	—	—	12,361	11,089	6,657	3,141	3,658
" Bombay	—	—	—	—	—	2,71,663	1,06,307	70,653	66,981	70,143
" Sind	—	—	—	—	—	26,144	9,660	10,195	7,638	12,144
" Madras	—	—	—	—	—	32,267	27,212	33,681	24,253	23,740
" Burma	—	—	—	—	—	13,599	14,739	8,928	4,284	6,870
TOTAL	—	—	—	—	—	3,56,034	1,69,607	1,30,110	96,547	1,17,765
Glass and Glassware (III. H)—										
Aden and Dependencies	—	—	—	—	—	3,339	4,015	5,138	2,702	1,800
Bahrain Islands	—	—	—	—	—	1,130	1,650	1,471	6,761	1,541
Ceylon (excluding Maldives)	—	—	—	—	—	10,434	6,150	14,525	6,330	9,045
Kenya Colony	—	—	—	—	—	8,517	2,577	660	2,054	2,505
Mauritius and Dependencies	—	—	—	—	—	2,746	8,886	1,547	280	150
Other British Possessions	—	—	—	—	—	21,371	12,092	7,829	7,325	12,036
TOTAL BRITISH EMPIRE	—	—	—	—	—	47,587	35,370	31,170	25,452	27,137
Japan	—	—	—	—	—	292	8,903	50
Other Foreign Countries	—	—	—	—	—	13,363	10,630	11,530	11,537	15,633
TOTAL FOREIGN COUNTRIES	—	—	—	—	—	13,655	10,630	11,530	20,440	15,683
Share of Bengal	—	—	—	—	—	2,535	2,399	6,450	11,274	4,012
" Bombay	—	—	—	—	—	40,452	31,994	20,230	25,636	25,123
" Sind	—	—	—	—	—	100	100	434	1,257	936
" Madras	—	—	—	—	—	18,089	10,441	15,685	7,640	12,729
" Burma	—	—	—	—	—	16	1,075	..	85	20
TOTAL	—	—	—	—	—	61,192	46,000	42,710	45,892	42,820
Grain, Pulse, and Flour— Barley (I. C)—										
United Kingdom (including Channel Islands)	Tons	Tons	Tons	Tons	Tons	74,379	13,02,140	8,00,870	645	9,09,311
Ceylon (excluding Maldives)	52	64	05	71	46	6,262	5,193	4,326	4,631	3,941
Other British Possessions	30	17	25	31	38	4,165	9,360	3,345	3,602	7,346
TOTAL BRITISH EMPIRE	976	21,778	12,683	110	13,994	88,806	18,10,711	8,08,541	8,908	9,20,598

GENERAL EXPORTS

(536)

INDIAN MERCHANDISE

No. 11—continued

ARTICLES, AND COUNTRIES OF FINAL DESTINATION; ALSO SHARE OF EACH PROVINCE	QUANTITY					VALUE				
	1930-31	1931-32	1932-33	1933-34	1934-35	1930-31	1931-32	1932-33	1933-34	1934-35
Grain, Pulse, and Flour —continued						R	R	R	R	R
Barley (I. O.)—continued	Tons	Tons	Tons	Tons	Tons					
Germany	1,189	3,392	74,352	2,14,621
Netherlands	790	847	47,430	20,820
Belgium	3,009	1,80,886
Maskat Territory and Trucial Oman	41	59	146	18	43	4,622	4,730	11,181	1,325	3,145
Other Native States in Arabia	14	10	3	..	28	2,175	743	248	..	6,632
Italian East Africa (Somal- land and Eritrea)	60	6,418
Other Foreign Countries	44	31	27	14	..	4,679	1,084	1,891	1,138	72
TOTAL FOREIGN COUNTRIES	159	6,088	3,915	32	131	17,894	3,16,075	2,48,611	2,463	9,849
<i>Share of Bengal</i>	<i>4</i>	<i>61</i>	<i>11</i>	<i>13</i>	<i>20</i>	<i>841</i>	<i>4,120</i>	<i>1,578</i>	<i>1,132</i>	<i>2,943</i>
" <i>Bombay</i>	<i>1</i>	<i>66</i>	<i>9</i>	<i>13</i>	<i>29</i>	<i>668</i>	<i>10,675</i>	<i>1,761</i>	<i>2,680</i>	<i>6,272</i>
" <i>Sind</i>	<i>1,129</i>	<i>26,740</i>	<i>16,578</i>	<i>116</i>	<i>14,076</i>	<i>1,00,301</i>	<i>16,11,991</i>	<i>10,63,303</i>	<i>7,569</i>	<i>9,21,232</i>
" <i>Madras</i>
" <i>Burma</i>	10
TOTAL	1,184	26,866	16,598	142	14,125	1,01,700	16,26,786	10,57,152	11,431	9,30,447
Jowar and Bajra (I. O.)—	Tons	Tons	Tons	Tons	Tons					
United Kingdom (including Channel Islands)	951	6	62,764	..	21	..
Aden and Dependencies	1,756	2,286	745	1,000	683	2,52,425	2,79,368	86,615	1,14,358	62,240
Ceylon (excluding Maldives)	109	57	58	37	36	15,647	6,062	4,914	3,000	3,406
Straits Settlements	61	33	30	35	30	11,869	6,300	4,697	4,002	5,197
Union of South Africa	66	7,492	275	873	257	280
Zanzibar and Pemba	100	101	70	67	73	26,006	23,252	15,987	13,343	14,189
Kenya Colony	142	179	145	134	130	37,066	41,658	30,376	26,930	22,659
Anglo-Egyptian Sudan	3,950	1,991	..	7	180	2,94,332	1,36,102	..	656
Socotra*	—	—	—	18	589	—	—	—	1,320	49,384
Other British Possessions	47	64	52	63	43	10,359	9,983	7,391	7,983	5,859
TOTAL BRITISH EMPIRE	2,301	7,621	3,091	1,354	1,591	3,61,049	7,23,994	2,86,425	1,72,029	1,63,910
Germany	184	18,404	6,686	9,795	11,86,445	5,55,572
Netherlands	1,026	24,207	1,566	53,623	15,39,913	1,14,092
Belgium	1,904	..	15	1,32,237	..	1,500	..
Italy (including Fiume)	25	57	50	70	6	3,410	4,816	4,083	6,595	800
Maskat Territory and Trucial Oman	277	532	301	837	248	40,338	48,151	30,410	27,313	24,240
Other Native States in Arabia	2,538	3,920	2,831	3,137	2,410	3,17,529	3,90,552	2,53,523	2,53,789	2,11,498
Iran	5	44	78	6	..	700	5,870	7,383	612	..
Italian East Africa (Somal- land and Eritrea)	91	1,339	419	30	77	12,975	1,66,846	41,454	2,153	7,471
French Somaliland	93	410	237	94	39	14,700	47,128	26,464	11,889	3,000
Other Foreign Countries	7	9	11	59	19	2,040	2,643	2,001	4,680	2,981
TOTAL FOREIGN COUNTRIES	4,246	50,832	12,439	3,728	2,709	4,55,113	36,24,621	10,34,982	3,08,631	2,40,690
<i>Share of Bengal</i>	<i>1,150</i>	<i>693</i>	<i>125</i>	<i>..</i>	<i>4</i>	<i>60,708</i>	<i>36,423</i>	<i>6,782</i>	<i>30</i>	<i>473</i>
" <i>Bombay</i>	<i>3,029</i>	<i>65,336</i>	<i>12,551</i>	<i>4,934</i>	<i>3,535</i>	<i>7,14,697</i>	<i>40,61,314</i>	<i>11,09,053</i>	<i>4,70,435</i>	<i>3,57,675</i>
" <i>Sind</i>	<i>367</i>	<i>2,469</i>	<i>2,354</i>	<i>139</i>	<i>775</i>	<i>40,004</i>	<i>1,50,848</i>	<i>2,05,530</i>	<i>9,729</i>	<i>61,851</i>
" <i>Madras</i>	<i>6</i>	<i>..</i>	<i>..</i>	<i>..</i>	<i>..</i>	<i>756</i>	<i>..</i>	<i>42</i>	<i>36</i>	<i>108</i>
" <i>Burma</i>	9	76	330	3,453
TOTAL	6,547	58,503	15,539	5,082	4,390	8,16,162	42,43,615	13,21,407	4,80,560	4,13,600

* Separately shown from 1933-34. Included in "Aden and Dependencies" up to 1932-33.

No. 11—continued

ARTICLES, AND COUNTRIES OF FINAL DESTINATION; ALSO SHARE OF EACH PROVINCE	QUANTITY					VALUE				
	1930-31	1931-32	1932-33	1933-34	1934-35	1930-31	1931-32	1932-33	1933-34	1934-35
	Tons	Tons	Tons	Tons	Tons	₹	₹	₹	₹	₹
Grain, Pulse, and Flour										
<i>—continued</i>										
<i>Maize (I. O)—</i>										
Seydelles	80	4	8	5,885	590	600
Other British Possessions . .	30	58	22	56	158	8,350	7,402	8,111	8,418	7,624
TOTAL BRITISH EMPIRE	60	57	25	56	158	8,694	7,992	8,611	8,418	7,624
Japan	50	2,398	1,246	94,806
Other Foreign Countries . .	16	81	13	19	46	1,788	8,058	1,476	1,009	8,611
TOTAL FOREIGN COUNTRIES	16	81	13	69	2,439	1,788	8,058	1,476	2,045	98,507
Share of Bengal	22	19	13	7	8	2,489	2,848	1,826	930	880
“ Bombay	41	53	20	23	37	6,684	7,016	3,709	2,333	4,720
“ Sind	13	11	6	8	10	1,304	787	648	740	762
“ Burma	8	..	87	2,537	..	400	4	2,360	99,769
TOTAL	76	88	38	125	2,592	10,477	11,060	5,087	6,363	1,06,131
Oats (I. O)—										
Ceylon (excluding Maldives)	62	170	487	454	276	10,710	25,705	50,501	38,010	25,695
Mauritius and Dependencies	5	112	112	1,650	10,220	7,008
Other British Possessions . .	3	6	..	11	8	560	820	60	850	282
TOTAL BRITISH EMPIRE	70	176	487	577	396	12,920	26,525	50,561	49,086	38,885
TOTAL FOREIGN COUNTRIES	3	101	820	100	4,020
Share of Bengal	54	176	437	577	391	9,040	26,375	50,561	49,089	31,005
“ Bombay	19	100	4,200	850	4,600
TOTAL	73	176	437	577	491	13,240	26,625	50,561	49,089	38,605
Pulse—										
<i>Beans (I. O)—</i>										
United Kingdom (including Channel Islands)	4,043	7,166	9,688	5,046	5,018	2,04,854	8,95,789	4,48,917	2,17,681	2,56,985
Ceylon (excluding Maldives)	992	795	761	791	625	1,17,631	74,340	64,298	74,073	61,459
Straits Settlements	836	707	741	740	668	1,19,127	76,559	61,272	57,776	67,445
Federated Malay States	211	198	191	197	245	85,292	28,254	16,002	17,674	24,607
Hongkong	677	974	837	979	32	56,493	45,868	45,785	43,442	1,608
Union of South Africa	8	9	131	433	418	2,078	2,606	25,518	60,604	79,600
Zanzibar and Pemba	12	32	6	5	4	2,876	7,468	1,115	1,412	1,397
Commonwealth of Australia	194	302	276	171	219	19,654	19,056	23,041	10,772	14,600
New Zealand	119	100	41	52	78	14,127	8,200	8,035	3,862	4,607
Other British Possessions	19	17	21	16	26	5,278	4,357	4,668	3,178	5,801
TOTAL BRITISH EMPIRE	7,111	10,240	11,648	8,430	7,328	6,67,605	6,68,447	6,68,661	4,91,974	5,17,984

GENERAL EXPORTS

(538)

INDIAN MERCHANDISE

No. 11—continued

ARTICLES, AND COUNTRIES OF FINAL DESTINATION; ALSO SHARE OF EACH PROVINCE	QUANTITY					VALUE				
	1930-31	1931-32	1932-33	1933-34	1934-35	1930-31	1931-32	1932-33	1933-34	1934-35
Grain, Pulse, and Flour —continued						R	R	R	R	R
Pulse—continued										
Beans (I. O)—continued	Tons	Tons	Tons	Tons	Tons					
Germany	25	..	10	370	..	2,435	..	861	87,167	..
Netherlands	200	7,831
Japan	14,500	23,522	18,730	16,920	15,195	10,45,708	11,71,492	9,27,028	6,87,508	8,92,248
Portuguese East Africa	12	16	13	37	14	8,843	4,287	2,892	5,142	2,672
Other Foreign Countries	21	8	14	29	7	4,809	1,416	2,667	3,857	985
TOTAL FOREIGN COUNTRIES	14,564	23,546	18,976	17,356	15,210	10,56,830	11,77,175	9,41,279	7,33,601	8,05,905
Share of Bengal	1	80	165
" <i>Bombay</i>	144	87	216	778	471	33,817	21,274	41,391	1,15,105	90,567
" <i>Sind</i>	1	112
" <i>Burma</i>	21,531	33,697	30,404	25,008	22,073	16,90,508	18,14,071	15,93,549	11,14,533	13,23,222
TOTAL	21,675	33,786	30,619	25,786	22,544	17,24,385	18,85,022	16,34,940	12,26,638	14,18,889
Grains (I. O)—	Tons	Tons	Tons	Tons	Tons					
United Kingdom (including Channel Islands)	70	..	6,077	397	11,499	7,104	772	5,40,470	86,797	9,21,036
Aden and Dependencies	400	195	242	379	553	65,452	24,113	26,292	31,541	37,970
Bahrain Islands	20	4	19	61	49	3,188	504	2,051	6,617	5,026
Ceylon (excluding Maldives)	3,015	3,317	3,097	2,430	3,225	4,79,110	4,13,498	3,74,359	2,90,478	3,00,234
Straits Settlements	1,154	1,111	1,163	1,090	1,361	1,53,491	1,24,925	1,25,632	1,31,708	1,91,620
Federated Malay States	270	268	252	225	284	33,258	22,229	18,126	18,344	21,810
Hongkong	75	76	70	65	41	8,030	5,779	6,278	5,318	3,689
Union of South Africa	134	151	177	179	198	41,168	41,530	35,178	33,116	30,442
Zanzibar and Pemba	105	99	86	86	98	28,533	24,468	20,613	10,007	20,522
Kenya Colony	201	202	187	174	234	61,079	47,960	40,287	31,645	43,724
Tanganyika Territory	60	50	40	45	54	16,222	12,458	8,630	9,214	10,114
Somaliland Protectorate	215	245	298	43	..	40,562	48,802	72,805	2,986	..
Anglo-Egyptian Sudan	136	2	3	11,928	770	485
Mauritius and Dependencies	452	437	589	308	273	62,671	40,626	55,750	26,416	23,313
Other British Possessions	18	17	14	14	17	3,763	2,116	2,371	3,861	1,943
TOTAL BRITISH EMPIRE	6,189	6,172	13,047	5,408	17,892	9,93,651	8,09,580	13,49,049	6,50,233	16,83,933
Germany	3	4,764	643	489	83	..	3,02,318	65,016
Netherlands	4,111	3,25,090
Belgium	396	72	72	12	..	27,730
France	945	6,168	16,831	18,216	..	98,800	5,45,598	14,85,411	15,20,672	..
Spain	395	30,908
Italy (including Fiume)	5	890	200	76,000
Mascat Territory and Trucial Oman	122	80	58	93	89	15,617	8,316	5,729	8,615	7,663
Other Native States in Arabia	240	250	286	190	245	40,130	30,960	31,050	17,968	22,568
Iraq	13	29	3	11	7	2,680	5,380	860	1,645	980
Egypt	4,343	3,109	102	..	1	5,93,474	2,73,025	11,243	..	250
Portuguese East Africa	45	48	48	49	61	13,549	13,147	10,580	10,298	9,356
Other Foreign Countries	82	84	19	41	23	8,588	5,870	3,610	2,818	3,176
TOTAL FOREIGN COUNTRIES	5,743	9,718	17,347	23,869	6,851	7,73,399	8,82,451	15,47,995	19,24,434	5,60,040
Share of Bengal	317	188	101	133	138	43,797	21,219	12,551	12,908	13,760
" <i>Bombay</i>	2,527	2,283	2,490	2,105	2,641	5,92,466	5,05,072	5,02,566	3,93,593	4,93,400
" <i>Sind</i>	7,024	11,031	25,433	25,008	19,961	9,11,676	9,75,184	22,01,772	20,46,958	15,95,385
" <i>Madras</i>	269	505	528	162	513	32,361	60,133	55,409	12,711	45,026
" <i>Burma</i>	1,795	1,385	1,512	1,154	1,500	1,36,360	1,30,423	1,25,346	1,09,092	1,05,388
TOTAL	11,982	15,890	30,304	28,867	24,743	17,67,050	16,92,031	28,97,044	25,75,267	22,58,973

No. 11—continued

ARTICLES, AND COUNTRIES OF FINAL DESTINATION; ALSO SHARE OF EACH PROVINCE	QUANTITY					VALUE				
	1930-31	1931-32	1932-33	1933-34	1934-35	1930-31	1931-32	1932-33	1933-34	1934-35
	Tons	Tons	Tons	Tons	Tons	R	R	R	R	R
Grain, Pulse, and Flour— <i>continued</i>										
Pulse—continued										
Lentils (I. C.)—										
United Kingdom (including Channel Islands)	7,700	3,402	7,231	6,172	10,037	9,02,308	3,46,250	6,76,019	5,66,946	10,36,637
Palestine	5	454	800	60,361
Aden and Dependencies	63	75	50	74	77	13,151	11,888	3,796	3,298	11,446
Bahrain Islands	45	36	23	29	47	9,961	6,322	3,363	3,079	7,015
Ceylon (excluding Maldives)	413	459	1,484	2,925	2,239	94,456	74,691	3,34,603	4,91,443	2,88,165
Union of South Africa	191	191	129	221	248	35,428	27,491	18,103	28,905	31,725
Zanzibar and Pemba	145	75	77	88	106	37,173	13,102	17,559	19,333	21,456
Kenya Colony	137	71	104	113	132	33,406	16,202	21,345	25,510	24,146
Tanganyika Territory	65	45	13	19	23	16,859	10,809	3,864	4,042	4,251
Anglo-Egyptian Sudan	100	73	18	243	184	17,860	14,353	2,731	27,293	21,033
Mauritius and Dependencies	791	1,252	1,728	820	1,400	1,88,737	2,46,662	3,91,344	1,27,054	2,23,045
Seychelles	72	66	83	62	103	17,906	14,913	17,376	12,219	13,984
Commonwealth of Australia	99	78	62	33	63	21,314	11,496	7,275	4,633	8,503
New Zealand	94	89	57	79	96	22,520	15,100	7,485	9,558	11,691
Other British Possessions	23	15	34	30	45	3,953	2,233	5,492	4,255	3,333
TOTAL BRITISH EMPIRE	9,933	6,617	11,101	10,922	15,954	14,16,643	8,10,547	14,24,048	13,53,348	17,76,351
Belgium	5	7	10	121	133	634	800	1,230	13,585	10,020
Syria	35	38	50	112	242	9,375	11,500	12,605	27,860	34,343
Maskat Territory and Trucial Oman	33	18	14	22	22	7,617	3,269	2,176	3,365	3,322
Other Native States in Arabia	312	282	62	32	239	35,315	67,943	12,330	5,714	44,604
Iraq	17	3	50	132	95	4,713	737	8,150	20,596	15,100
Iran	107	23,716	..	15	..	36
Egypt	10	5	..	2	416	1,722	639	15	500	75,393
Portuguese East Africa	102	113	83	64	74	25,910	23,187	14,007	10,983	10,995
Réunion	114	66	144	65	220	27,375	11,500	23,145	10,690	39,800
Italian East Africa (Somali- land and Eritrea)	33	6	23	10	29	8,693	1,460	3,331	1,375	4,327
Other Foreign Countries	61	14	7	27	30	9,794	3,320	1,261	3,319	4,866
TOTAL FOREIGN COUNTRIES	329	558	443	577	1,500	2,06,119	1,24,485	78,213	93,987	2,49,371
Share of Bengal	4,375	1,396	4,166	1,557	5,047	5,32,904	1,51,149	3,30,303	1,66,703	4,76,534
.. Bombay	5,961	5,263	7,362	9,616	10,092	9,31,347	7,87,430	11,19,049	12,35,963	13,69,763
.. Sind	741	13	18	326	2,239	39,207	1,949	3,414	49,659	2,36,719
.. Madras	87	4	35	17,804	504	3,607
TOTAL	10,767	6,575	11,544	11,499	17,454	16,21,762	9,41,032	15,02,266	14,52,335	20,26,722
Other sorts (I. C.)—										
United Kingdom (including Channel Islands)	7,071	6,226	10,512	6,667	11,777	7,09,302	4,62,394	9,13,580	8,62,233	9,46,331
Aden and Dependencies	194	156	153	138	176	35,209	25,494	24,266	21,366	23,415
Bahrain Islands	28	24	24	26	266	4,020	3,831	3,142	3,152	47,173
Ceylon (excluding Maldives)	13,050	13,016	11,903	12,406	16,444	19,21,254	17,60,893	14,19,663	13,35,400	13,19,561
Straits Settlements	7,253	6,384	5,258	5,636	5,374	11,22,030	7,95,348	6,30,946	5,42,064	5,95,123
Federated Malay States	1,697	1,392	1,004	1,368	1,567	2,01,971	1,53,559	1,23,099	1,22,033	1,43,713
Hongkong	204	83	113	113	440	21,309	4,330	12,320	9,043	27,667
Union of South Africa	1,536	1,459	1,407	1,337	1,450	3,91,042	2,60,215	2,34,709	1,66,637	1,33,537
Zanzibar and Pemba	83	131	48	45	116	22,525	31,171	11,727	10,395	24,743
Kenya Colony	116	108	65	77	261	31,298	27,160	16,553	17,827	49,366
Tanganyika Territory	69	51	40	42	49	10,595	13,656	9,844	8,343	9,624
Anglo-Egyptian Sudan	107	12	110	10	20	15,250	3,065	14,330	2,485	3,349
Mauritius and Dependencies	2,946	3,513	3,374	3,636	5,243	4,31,552	4,48,809	4,34,410	3,37,737	5,11,595

GENERAL EXPORTS

INDIAN MERCHANDISE

No. 11—continued

ARTICLES, AND COUNTRIES OF FINAL DESTINATION; ALSO SHARE OF EACH PROVINCE	QUANTITY					VALUE				
	1930-31	1931-32	1932-33	1933-34	1934-35	1930-31	1931-32	1932-33	1933-34	1934-35
Grain, Pulse, and Flour —continued	Tons	Tons	Tons	Tons	Tons	₹	₹	₹	₹	₹
Pulse—continued										
<i>Other sorts (I. C)—continued</i>										
Canada—										
<i>Via Atlantic Coast</i>	1	3	14	270	500	1,808
" <i>Pacific</i>	209	152	157	50	102	21,840	10,437	11,085	4,777	9,742
British West India Islands (excluding Bahamas)	819	752	618	944	506	1,33,513	1,06,801	81,420	1,14,139	65,526
British Guiana	404	355	671	569	534	65,607	51,194	76,063	59,424	57,084
Commonwealth of Australia	5	32	1,006	40	118	1,272	4,087	73,465	4,460	15,116
Fiji Islands	565	467	467	657	435	61,955	63,798	59,064	73,817	50,987
Other British Possessions	9	18	14	14	31	2,423	2,162	2,529	2,300	3,892
TOTAL BRITISH EMPIRE	36,209	35,186	37,108	36,783	44,923	51,13,287	42,32,099	41,54,062	36,98,821	45,90,149
Germany	..	10	59	396	590	..	922	10,275	42,113	52,748
Netherlands	99	104	..	72	41	8,775	6,255	..	5,301	4,268
France	388	..	276	75	..	49,115	78	20,131	8,207	57
Mascat Territory and Trucial Oman	30	23	25	30	41	6,622	4,145	3,488	3,794	4,933
Other Native States in Arabia	27	53	9	57	54	4,979	6,448	1,429	5,413	7,093
Iraq	42	27	56	79	108	6,080	3,461	6,665	8,501	11,451
Iran	109	..	4	..	4	17,778	..	464	50	475
Java	122	108	364	127	72	19,067	13,383	38,974	13,881	7,551
Siam	153	187	181	144	134	32,187	27,074	25,400	17,272	14,840
Japan	1	6	5	23	855	717	1,319	1,030	1,986	40,721
Egypt	198	265	36	5	8	25,892	26,581	4,297	811	1,310
Portuguese East Africa	207	237	257	241	201	66,265	69,406	53,722	40,528	44,936
Dutch Gulana	146	156	135	126	156	24,281	22,787	17,528	15,528	18,014
Other Foreign Countries	88	49	45	42	46	10,789	8,954	7,448	5,631	7,004
TOTAL FOREIGN COUNTRIES	1,602	1,230	1,452	1,422	2,370	2,77,547	1,90,823	1,80,844	1,75,021	2,21,981
<i>Share of Bengal</i>	<i>26,441</i>	<i>22,813</i>	<i>31,397</i>	<i>21,119</i>	<i>31,733</i>	<i>36,89,631</i>	<i>27,13,922</i>	<i>23,89,600</i>	<i>19,35,557</i>	<i>20,76,337</i>
" <i>Bombay</i>	<i>1,551</i>	<i>2,605</i>	<i>2,252</i>	<i>4,196</i>	<i>6,081</i>	<i>4,48,678</i>	<i>6,50,840</i>	<i>4,75,854</i>	<i>7,58,664</i>	<i>10,78,328</i>
" <i>Sind</i>	<i>5,166</i>	<i>6,434</i>	<i>19,323</i>	<i>7,523</i>	<i>12,315</i>	<i>6,15,586</i>	<i>5,45,966</i>	<i>10,06,112</i>	<i>7,32,615</i>	<i>10,79,000</i>
" <i>Madras</i>	<i>2,214</i>	<i>1,083</i>	<i>1,601</i>	<i>1,513</i>	<i>1,595</i>	<i>3,51,184</i>	<i>1,64,665</i>	<i>2,03,748</i>	<i>1,71,221</i>	<i>1,84,991</i>
" <i>Burma</i>	<i>2,441</i>	<i>3,491</i>	<i>2,932</i>	<i>3,452</i>	<i>5,519</i>	<i>2,85,855</i>	<i>3,48,429</i>	<i>2,69,594</i>	<i>2,25,186</i>	<i>3,94,574</i>
TOTAL	37,816	36,416	33,560	38,205	47,293	53,90,834	44,23,822	43,44,906	38,73,842	48,12,130
Total Pulse—										
United Kingdom (including Channel Islands)	18,884	16,884	33,058	21,282	38,981	19,13,508	12,05,005	25,87,986	17,03,707	31,01,519
Palestine	..	7	..	5	474	81	770	..	800	62,521
Aden and Dependencies	661	430	454	595	809	1,14,788	62,608	58,919	62,094	73,597
Bahrain Islands	88	64	71	116	362	17,149	10,657	8,561	12,848	59,334
Ceylon (excluding Maldives)	17,476	18,427	17,250	18,552	22,583	26,12,451	23,23,127	21,93,109	21,91,398	25,35,419
Straits Settlements	9,253	8,210	7,163	7,476	7,416	13,06,327	9,98,304	8,19,585	7,38,452	8,58,548
Federated Malay States	2,173	1,858	1,537	1,790	2,096	2,70,521	1,99,842	1,58,127	1,58,056	1,90,160
Hongkong	956	1,091	1,028	1,162	516	86,116	57,210	65,719	57,881	33,429
Union of South Africa	1,919	1,810	1,904	2,170	2,314	3,70,316	3,31,842	3,14,008	2,95,262	3,31,354
Zanzibar and Pemba	345	337	217	224	324	90,612	81,204	51,314	50,162	68,118
Kenya Colony	466	390	361	371	643	1,18,581	93,327	79,811	79,396	1,20,368
Tanganyika Territory	194	146	96	106	126	53,160	27,239	22,270	22,134	24,102
Somaliland Protectorate	215	245	298	43	..	40,662	43,602	72,395	3,020	40
Anglo-Egyptian Sudan	210	87	278	255	207	33,915	17,978	29,539	30,548	24,922
Mauritius and Dependencies	4,192	5,206	5,098	4,778	6,923	6,88,950	7,37,096	7,93,652	4,92,052	7,59,403
Seychelles	80	74	91	75	107	20,184	16,914	19,048	14,310	19,840
Canada—										
<i>Via Atlantic Coast</i>	2	3	14	460	500	1,806
" <i>Pacific</i>	210	156	177	70	122	23,215	10,937	13,436	6,774	11,513

No. 11—continued

ARTICLES, AND COUNTRIES OF FINAL DESTINATION; ALSO SHARE OF EACH PROVINCE	QUANTITY					VALUE				
	1930-31	1931-32	1932-33	1933-34	1934-35	1930-31	1931-32	1932-33	1933-34	1934-35
Grain, Pulse, and Flour— continued						R	R	R	R	R
Pulse—concluded	Tons	Tons	Tons	Tons	Tons					
Total Pulse—continued										
British West India Islands (excluding Bahamas)	822	752	618	944	600	1,34,069	1,08,819	81,458	1,14,139	65,508
British Guiana	404	355	671	569	534	65,785	51,194	76,003	59,424	57,084
Commonwealth of Australia	298	412	1,344	244	400	42,740	35,539	1,03,781	19,870	38,219
New Zealand	213	191	102	133	180	30,647	23,640	11,284	13,295	16,916
Fiji Islands	378	482	481	690	452	64,534	65,947	60,726	77,379	52,804
Other British Possessions	2	1	2	..	8	300	228	579	478	2,338
TOTAL BRITISH EMPIRE	50,440	57,615	72,899	61,053	86,097	81,90,086	65,17,578	76,21,420	61,98,976	85,08,017
Germany	23	10	69	5,530	1,234	2,024	1,020	11,136	4,41,598	1,18,001
Netherlands	99	104	200	72	4,162	8,775	6,255	7,831	5,311	3,20,358
Belgium	19	7	10	121	529	3,237	1,001	1,297	13,585	43,907
France	1,358	6,168	17,107	18,291	..	1,50,915	5,45,676	15,05,542	15,28,894	57
Spain	395	30,908
Italy (including Fiume)	9	1	11	24	394	1,520	160	1,815	2,253	76,500
Syria	36	38	50	112	242	9,883	11,590	12,505	27,889	34,343
Mascat Territory and Trucial Oman	186	128	99	151	154	30,006	18,030	11,641	17,154	17,008
Other Native States in Arabia	579	537	357	230	538	1,30,899	1,05,729	45,076	29,410	74,235
Iraq	72	59	109	222	211	13,478	9,594	15,175	30,642	27,731
Iran	223	..	4	..	5	42,064	..	479	50	691
Java	122	109	365	128	73	19,631	13,768	32,132	14,122	7,826
Siam	182	215	200	104	140	40,523	31,358	28,888	19,715	16,656
Japan	14,507	23,629	18,744	10,048	16,051	10,46,547	11,73,010	9,28,087	6,89,548	9,39,204
Egypt	4,549	3,379	138	10	425	6,21,088	3,00,295	15,555	1,911	76,958
Portuguese East Africa	366	419	401	391	400	1,08,567	1,10,007	81,201	72,938	67,958
Reunion	120	75	150	55	227	29,857	12,985	24,370	10,880	41,235
Italian East Africa (Somal- land and Eritrea)	42	9	27	12	35	10,415	2,487	4,343	2,489	6,060
Dutch Guiana	146	156	135	126	156	24,295	22,799	17,543	15,574	18,614
Other Foreign Countries	102	59	42	67	67	18,921	11,070	6,772	8,195	9,427
TOTAL FOREIGN COUNTRIES	22,744	35,052	38,218	42,704	25,937	23,13,945	23,74,934	27,58,336	29,32,100	19,36,797
Share of Bengal	31,636	24,295	25,064	22,814	26,968	43,16,392	28,86,455	27,82,954	21,85,173	25,65,651
" Bombay	9,285	10,238	12,319	16,695	19,285	20,06,708	19,64,616	21,38,560	25,03,335	29,72,157
" Sind	12,031	17,469	35,777	33,100	34,646	16,16,369	15,23,211	32,10,298	28,29,232	29,11,104
" Madras	2,570	1,592	2,129	1,774	2,143	4,01,349	2,25,302	2,59,155	1,84,632	2,33,624
" Burma	25,767	39,073	35,228	29,914	29,092	21,62,713	22,92,923	19,88,489	14,48,810	18,23,178
TOTAL	82,190	92,667	111,117	104,357	112,034	1,05,04,081	88,92,507	1,03,79,756	91,31,082	1,05,05,714
Rice in the husk (Paddy) (I. O)—	Tons	Tons	Tons	Tons	Tons					
United Kingdom (including Channel Islands)	..	1	1	..	594	41	204	87	54	30,064
Ceylon (excluding Maldives)	17,413	20,803	13,672	9,652	13,663	10,70,355	10,76,529	6,73,889	3,78,015	6,29,113
Straits Settlements	813	200	55,509	9,889	4	2	1
Federated Malay States	144	8,575	16	10
Canada—										
Vid Atlantic Coast	50	1,412
" Pacific "	86	..	500	6,982	..	27,828
Other British Possessions	1	59	1	290	8,134	235	16	12
TOTAL BRITISH EMPIRE	18,457	21,003	14,174	9,632	14,307	11,41,848	10,89,272	7,07,003	3,78,037	6,61,502

GENERAL EXPORTS

(542)

INDIAN MERCHANDISE

No. 11—continued

ARTICLES, AND COUNTRIES OF FINAL DESTINATION; ALSO SHARE OF EACH PROVINCE	QUANTITY					VALUE				
	1930-31	1931-32	1932-33	1933-34	1934-35	1930-31	1931-32	1932-33	1933-34	1934-35
						R	R	R	R	R
Grain, Pulse, and Flour— continued										
<i>Rice in the husk (Paddy) (I. C.)</i> —continued	Tons	Tons	Tons	Tons	Tons					
Germany	1,146	26,485	38,437	781	..	51,461	9,90,159	16,38,045	24,832	39
Netherlands	5,188	19,257	7,016	100	50	2,42,731	7,57,361	3,32,466	3,409	1,412
Belgium	501	3,354	1,226	5	..	19,171	1,42,753	59,715	183	..
Italy (including Flumo)	160	5,210	..
Roumania	150	5,697
United States of America— <i>Vid Atlantic Coast</i> . . .	2	2	..	192	120	..
<i>" Pacific "</i>	700	29,217	..
Other Foreign Countries . .	1	132	1	4	..	822	6,452	678	1,021	110
TOTAL FOREIGN COUNTRIES	6,988	49,228	44,670	1,752	50	3,20,074	18,96,725	20,30,904	64,002	1,561
<i>Share of Bengal</i>	51	14	2,161	3	197	4,197	1,292	1,12,469	204	10,961
" <i>Bombay</i>	5	2	2	6	..	1,633	1,132	831	1,350	56
" <i>Sind</i>	21	17
" <i>Madras</i>	4,368	2,355	2,028	1,032	4,206	3,92,601	1,60,599	1,25,551	51,246	2,20,528
" <i>Burma</i>	21,021	67,920	64,653	10,293	9,954	10,63,450	28,22,974	24,99,056	3,39,349	4,31,501
TOTAL	25,445	70,291	58,844	11,934	14,357	14,61,922	29,85,997	27,37,907	4,42,140	6,03,063
<i>Rice, not in the husk (I. C.)</i> Billed rice—	Tons	Tons	Tons	Tons	Tons					
United Kingdom (including Channel Islands)	3,770	2,954	4,179	3,234	2,841	5,50,518	2,84,485	3,56,549	2,08,285	2,06,754
Palestine	14	197	346	62	40	2,220	22,507	32,861	5,236	4,696
Aden and Dependencies . .	11,949	8,650	6,804	11,709	10,540	21,17,352	9,70,877	6,88,560	7,87,957	7,88,601
Bahrain Islands	11,985	11,486	13,804	7,823	6,907	20,84,740	17,30,231	17,05,004	8,53,775	6,59,603
Ceylon (excluding Maldives)	423,536	305,022	387,690	3,96,467	383,855	5,38,73,974	3,55,29,817	3,34,33,817	2,65,46,148	2,70,18,902
Maldives	60	220	98	52	114	10,795	31,668	10,308	4,998	11,760
Straits Settlements	46,308	21,820	21,482	17,871	14,373	52,06,948	18,77,608	17,34,843	12,07,241	11,25,041
Federated Malay States . .	36,682	19,849	21,352	22,731	22,727	41,24,479	16,13,764	16,12,000	13,75,622	15,62,671
Hongkong	1,422	372	348	91	1	78,514	14,074	22,550	2,650	337
Gold Coast (including Br. Mandated territory of Togoland)	100	7,167
Nigeria (including Br. Mandated territory of Cameroons)	330	250	..	600	..	25,533	15,294	..	38,155
Union of South Africa . . .	19,964	19,763	19,847	20,996	23,441	23,13,187	22,07,653	20,52,870	17,47,194	21,63,258
Zanzibar and Pemba	190	158	116	138	110	28,655	19,931	12,125	11,303	10,830
Kenya Colony	1,205	863	759	763	518	1,93,958	1,11,562	87,038	63,385	52,903
Tanganyika Territory	104	141	75	100	78	16,798	17,427	7,757	7,861	7,231
Somaland Protectorate	1,873	1,686	2,643	3,427	2,541	2,36,823	1,84,481	2,53,825	2,07,044	1,47,905
Anglo-Egyptian Sudan	52	1,073	904	232	120	8,096	1,20,314	99,710	27,428	13,661
Mauritius and Dependencies	49,181	50,482	51,337	52,057	61,664	64,45,522	53,84,370	45,94,290	36,32,423	46,61,479
Seychelles	331	277	293	295	154	58,500	36,370	31,303	24,875	19,056
Canada— <i>Vid Atlantic Coast</i>	800	200	..	500	49	57,166	29,942	..	45,288	4,902
<i>" Pacific "</i>	500	74,869	38
British West India Islands (excluding Bahamas)	6,111	13,001	7,791	16,691	20,868	7,72,435	10,46,664	5,97,672	10,62,974	20,32,830
Other British Possessions . .	28	14	47	17	40	5,039	2,464	4,299	2,651	4,038
Total 'for orders' Cargoes(a)	—	—	—	—	132	—	—	—	—	6,907
TOTAL BRITISH EMPIRE	615,565	542,638	540,165	555,313	565,250	7,87,11,993	5,12,63,993	4,73,52,765	3,78,27,339	4,11,76,106
Germany	572	693	1,051	842	302	64,590	56,400	1,11,841	64,307	28,042
Netherlands	500	299	300	1,209	200	56,598	28,947	35,452	1,17,947	21,828
Belgium	150	..	5	10,352	..	542
France	156	158	106	16,977	14,158	11,557
Portugal (including Azores and Madeira)	200	230	18,036	24,448	..
Greece (including Crete) . . .	29	135	305	215	235	5,025	16,468	35,939	22,851	35,055
Turkey, European	928	1,152	1,552	135	300	1,46,276	1,44,571	1,78,421	18,451	38,008
Turkey, Asiatic	544	600	820	173	136	78,006	59,482	32,224	8,401	12,951
Syria	51	545	1,093	428	177	8,000	62,630	1,07,000	36,446	17,686

(a) Specified separately from 1934-35 and subject to subsequent adjustment.

No. 11—continued

ARTICLES, AND COUNTRIES OF FINAL DESTINATION, ALSO SHARE OF EACH PROVINCE	QUANTITY					VALUE				
	1930-31	1931-32	1932-33	1933-34	1934-35	1930-31	1931-32	1932-33	1933-34	1934-35
Grain, Pulse, and Flour— <i>continued</i>										
<i>Rice, not in the husk (I. O)</i> —continued	Tons	Tons	Tons	Tons	Tons	R	R	R	R	R
<i>Bolled rice—continued</i>										
Maskat Territory and Trucial Oman	21,142	17,778	20,986	15,412	18,008	33,44,338	21,35,276	23,75,168	15,00,027	18,01,707
Other Native States in Arabia	25,286	20,481	20,029	24,315	24,993	33,46,776	24,33,876	21,10,527	16,72,081	18,72,936
Iraq	148	156	232	25	37	29,420	18,830	50,784	4,212	4,050
Iran	1,597	259	1,290	248	189	2,78,869	26,968	1,84,912	18,353	18,278
Java	57	24	16	75	50	9,959	4,015	2,472	7,478	6,420
Slam	183	17,010
China (exclusive of Hong- kong and Macao)	105	2	..	2	1	12,579	275	264	687	218
Egypt	1,939	1,027	2,156	1,937	1,810	3,02,648	1,21,064	2,16,630	1,28,545	1,11,364
French West Africa	110	9,835
Portuguese East Africa	807	671	883	474	758	1,12,082	78,310	95,581	37,658	63,565
Italian East Africa (Somali- land and Eritrea)	1,871	1,978	2,154	3,015	2,950	3,07,321	2,26,238	2,39,567	2,59,839	2,64,307
French Somaliland	986	1,189	846	1,024	668	1,57,688	1,49,052	1,01,416	77,583	64,600
Réunion	2,236	1,78,083
Abyssinia	292	21,403
United States of America—										
V4 Atlantic Coast	326	235	287	668	1,312	56,829	29,751	38,540	71,374	1,43,659
" Pacific "	3	913
Cuba	770	390	873	1,312	118	1,42,940	53,699	70,234	1,16,164	11,238
French West Indies	1,077	600	732	377	752	1,75,815	73,019	67,854	31,189	68,457
Other Foreign Countries	25	26	68	76	7	4,678	2,950	5,770	6,236	1,113
Total 'For orders' Cargoes(c)	—	—	—	—	115	—	—	—	—	7,079
TOTAL FOREIGN COUNTRIES	58,861	48,401	57,968	52,299	53,330	86,40,747	57,43,208	62,41,834	42,84,305	46,95,800
<i>Share of Bengal</i>	<i>89,494</i>	<i>89,823</i>	<i>106,814</i>	<i>80,415</i>	<i>78,897</i>	<i>1,42,80,107</i>	<i>1,14,23,946</i>	<i>1,16,06,479</i>	<i>68,36,802</i>	<i>76,66,982</i>
" Bombay	5	14	8	15	36	1,130	2,100	2,100	2,100	4,070
" Sind	47,121	36,475	27,248	16,797	22,329	69,86,087	50,05,321	38,08,491	20,10,427	23,82,295
" Madras	101,659	61,119	64,858	78,080	72,877	1,81,70,741	91,63,749	80,32,041	79,97,129	80,67,473
" Burma	442,237	409,743	399,205	432,307	444,441	4,79,14,636	3,14,26,995	2,98,44,938	2,52,65,186	2,76,50,187
TOTAL	674,426	597,179	598,133	607,614	618,680	8,73,52,740	5,70,12,111	5,85,94,090	4,21,11,644	4,57,71,906
Cleanned Rice—	Tons	Tons	Tons	Tons	Tons					
United Kingdom (including Channel Islands)	28,598	26,564	37,343	39,579	55,813	32,60,245	24,48,977	30,03,200	27,77,376	38,64,946
Irish Free States(a)	—	—	—	..	183	—	—	—	..	0,637
Malta and Gozo	75	880	813	879	..	6,384	31,809	62,583	67,963
Cyprus	50	100	150	95	..	3,510	6,795	10,789	5,208	..
Palestine	13	2	21	29	105	2,210	989	2,722	2,604	7,435
Aden and Dependencies	1,035	550	639	771	452	2,08,501	84,522	81,587	80,620	42,182
Bahrein Islands	4,069	4,642	3,329	4,854	5,422	7,46,723	6,15,562	4,27,483	4,23,958	4,03,961
Maldives	27	8	5	17	112	4,392	916	658	1,687	15,361
Ceylon (excluding Maldives)	2,407	4,882	1,859	698	590	3,38,381	4,43,562	2,05,501	79,373	83,125
Straits Settlements	206,160	201,944	180,564	126,968	102,781	2,17,30,499	1,42,75,428	90,67,270	73,01,697	62,51,904
Federated Malay States	85,677	43,715	35,824	37,150	30,280	38,08,756	31,80,904	25,46,671	11,17,490	18,41,547
Hongkong	27,592	41,369	16,092	38,728	2,682	29,98,775	31,25,355	11,70,785	23,49,990	1,73,807
Union of South Africa	9,087	7,157	4,922	4,305	2,414	13,66,087	8,87,907	5,28,840	3,24,478	2,90,263
Gambia	2,499	..	400	775	1,600	2,29,075	..	19,707	41,248	90,957
Nigeria (including Br. Mandated Territory of Cameroon)	1,700	251	528	61	90	1,19,318	16,205	38,669	8,986	4,832
Gold Coast (including Br. Mandated Territory of Togoland)	418	1,009	200	25	630	26,966	1,01,176	10,603	1,433	32,151
Zanzibar and Pemba	12,811	13,931	10,948	13,550	9,399	15,11,845	11,26,498	8,90,368	11,55,438	7,66,811
Kenya Colony	3,467	2,117	1,098	1,051	1,293	7,38,845	3,89,150	2,35,800	2,62,830	3,30,413
Tanganyika Territory	273	107	79	79	105	87,473	31,315	24,469	25,295	30,853
Somaland Protectorate	2	2	201	2	1	500	850	17,025	610	250
Mauritius and Dependencies	444	156	425	333	245	45,414	16,180	35,263	19,612	10,040
Seychelles	1,922	1,975	2,520	1,440	2,222	2,30,888	2,08,082	2,45,552	1,28,677	2,15,619
Socotra (b)	—	—	—	27	838	—	—	—	8,360	30,878

(a) Separately shown from 1933-34, included into the United Kingdom upto 1932-33.

(b) " " " " " " " Aden and Dependencies " " "

(c) Specified separately from 1934-35 and subject to subsequent adjustment.

GENERAL EXPORTS

INDIAN MERCHANDISE

No. 11—continued

ARTICLES, AND COUNTRIES OF FINAL DESTINATION; ALSO SHARE OF EACH PROVINCE	QUANTITY					VALUE				
	1930-31	1931-32	1932-33	1933-34	1934-35	1930-31	1931-32	1932-33	1933-34	1934-35
						R	R	R	R	R
Grain, Pulse, and Flour—continued										
Rice in the husk (Paddy) (I. C)										
	Tons	Tons	Tons	Tons	Tons					
Germany	1,146	20,485	36,427	781	..	51,461	9,00,150	16,38,045	24,832	39
Netherlands	5,188	19,257	7,016	100	60	2,42,731	7,57,361	3,32,460	3,409	1,412
Belgium	501	3,354	1,226	6	..	19,171	1,42,753	59,716	183	..
Italy (including Fiume)	160	5,210	..
Romania	150	5,697
United States of America—										
<i>Via Atlantic Coast</i>	2	2	..	102	120	..
<i>“ Pacific</i>	700	29,217	..
Other Foreign Countries	1	132	1	4	..	822	6,452	678	1,091	110
TOTAL FOREIGN COUNTRIES	6,988	49,223	44,670	1,752	50	8,20,074	18,90,725	20,30,904	64,002	1,561
Share of <i>Dewagol</i>	51	14	2,151	3	197	4,197	1,292	1,12,469	204	10,961
<i>“ Bombay</i>	6	2	2	6	..	1,553	1,132	831	1,350	58
<i>“ Sind</i>	21	17
<i>“ Madras</i>	4,368	2,355	2,028	1,082	4,206	3,92,001	1,00,599	1,25,551	51,246	2,20,528
<i>“ Burma</i>	21,021	67,920	54,653	10,293	9,954	10,61,450	28,22,974	24,99,056	3,59,319	4,31,601
TOTAL	25,445	70,291	58,844	11,334	14,357	14,61,922	29,85,997	27,37,907	4,42,140	6,03,063
Rice, not in the husk (I. C)										
Boiled rice—										
	Tons	Tons	Tons	Tons	Tons					
United Kingdom (including Channel Islands)	3,770	2,954	4,179	3,234	2,841	5,50,518	2,84,485	3,50,549	2,08,285	2,00,754
Palestine	14	197	346	62	46	2,220	22,507	82,861	5,236	4,696
Aden and Dependencies	11,949	8,650	6,804	11,709	10,546	21,17,352	9,70,877	6,88,560	7,87,957	7,83,801
Bahrein Islands	11,985	11,486	13,804	7,822	6,907	20,84,740	17,30,231	17,05,004	8,53,775	6,59,803
Ceylon (excluding Maldives)	423,538	305,022	387,690	3,96,467	383,855	5,58,73,974	3,55,29,817	3,34,33,817	2,65,48,143	2,76,18,902
Maldives	60	220	98	52	114	10,796	31,668	10,308	4,998	11,760
Straits Settlements	46,308	21,820	21,482	17,871	14,373	52,06,943	18,77,608	17,34,843	12,07,241	11,25,041
Federated Malay States	36,682	19,849	21,352	22,731	22,727	41,24,479	18,13,764	16,12,000	13,73,628	15,52,671
Hongkong	1,422	872	348	91	1	78,514	14,074	22,550	2,650	837
Gold Coast (including Br. Mandated territory of Togoland)	100	7,167
Nigeria (including Br. Mandated territory of Cameroons)	830	250	..	600	..	25,533	15,294	..	38,156
Union of South Africa	19,964	19,783	19,847	20,996	23,441	28,13,187	22,07,653	20,52,870	17,47,194	21,63,258
Zanzibar and Pemba	190	158	116	138	110	28,655	19,931	12,125	11,303	10,880
Kenya Colony	1,205	863	759	763	518	1,93,958	1,11,562	87,038	60,385	52,903
Tanganyika Territory	104	141	75	100	73	16,798	17,427	7,757	7,861	7,231
Somaland Protectorate	1,873	1,686	2,043	3,427	2,541	2,86,823	1,84,481	2,53,825	2,07,044	1,47,903
Anglo-Egyptian Sudan	52	1,073	904	252	120	8,096	1,20,314	99,710	27,428	13,661
Mauritius and Dependencies	49,181	50,482	51,337	52,057	61,664	64,45,522	53,84,370	45,94,290	36,32,428	40,81,479
Seychelles	331	277	293	295	154	58,500	36,370	31,303	24,875	19,056
Canada—										
<i>Via Atlantic Coast</i>	300	200	..	500	40	57,166	29,942	..	45,288	4,902
<i>“ Pacific</i>	500	74,869	36
British West India Islands (excluding Bahamas)	6,111	13,001	7,791	16,691	29,368	7,72,435	10,46,064	5,97,672	10,62,974	20,32,830
Other British Possessions	28	14	47	17	40	5,639	2,464	4,299	2,651	4,038
Total for orders' Cargoes (a)	—	—	—	—	132	—	—	—	—	6,907
TOTAL BRITISH EMPIRE	615,565	548,688	540,165	555,315	565,250	7,87,11,993	6,12,08,903	4,73,52,765	3,78,27,329	4,11,76,106
Germany	572	693	1,051	842	308	64,590	56,400	1,11,241	54,307	28,042
Netherlands	500	299	300	1,209	200	50,599	28,947	35,452	1,17,947	21,828
Belgium	150	..	6	10,352	..	542
France	156	153	106	10,977	14,198	11,557
Portugal (including Azores and Madelra)	200	230	18,036	24,448	..
Greece (including Crete)	29	135	305	215	235	5,025	10,468	85,939	22,851	25,055
Turkey, European	928	1,152	1,562	136	300	1,46,276	1,44,571	1,78,421	18,451	38,003
Turkey, Asiatic	544	609	820	123	136	78,006	59,482	32,224	8,401	12,951
Syria	23	545	1,093	428	177	3,000	62,630	1,07,090	30,446	17,636

(a) Specified separately from 1934-35 and subject to subsequent adjustment.

No. 11—continued

ARTICLES, AND COUNTRIES OF FINAL DESTINATION; ALSO SHARE OF EACH PROVINCE	QUANTITY					VALUE				
	1930-31	1931-32	1932-33	1933-34	1934-35	1930-31	1931-32	1932-33	1933-34	1934-35
	Tons	Tons	Tons	Tons	Tons	R	R	R	R	R
Grain, Pulse, and Flour— <i>continued</i>										
<i>Rice, not in the husk (I. O.)</i> —continued										
<i>Bolled rice—continued</i>										
Maskat Territory and Trucial Oman	21,142	17,778	20,986	15,412	18,008	33,44,338	21,35,275	23,75,108	15,60,027	18,01,707
Other Native States in Arabia	25,286	20,431	20,029	24,315	24,993	33,46,775	24,33,876	21,10,527	16,72,081	13,72,985
Iraq	148	156	232	25	37	23,420	18,330	50,784	4,212	4,060
Iran	1,507	259	1,200	248	189	2,78,869	26,958	1,34,912	13,353	13,278
Java	57	24	15	75	50	9,959	4,015	2,472	7,478	6,420
Siam	183	17,010
China (exclusive of Hong- kong and Macao)	105	2	..	2	1	12,579	275	264	687	218
Egypt	1,939	1,027	2,156	1,937	1,810	3,02,648	1,21,064	2,16,630	1,23,545	1,11,354
French West Africa	110	9,835
Portuguese East Africa	807	671	693	474	758	1,12,082	78,310	95,581	37,058	63,565
Italian East Africa (Somal- land and Eritrea)	1,871	1,978	2,154	3,015	2,050	3,07,321	2,26,233	2,39,567	2,59,839	2,04,307
French Somaliland	966	1,189	846	1,024	666	1,57,668	1,49,052	1,01,416	77,583	64,800
Réunion	2,236	1,78,083
Abyssinia	292	21,403
United States of America—										
West Atlantic Coast	326	235	297	668	1,312	56,829	29,751	88,540	71,374	1,43,650
" Pacific "	8	913
Cuba	770	390	873	1,312	118	1,42,940	53,699	70,234	1,16,164	11,238
French West Indies	1,077	600	732	377	752	1,75,815	73,019	67,854	31,189	63,457
Other Foreign Countries	25	26	63	75	7	4,078	2,950	5,770	6,236	1,113
Total 'For orders' Cargoes(c)	—	—	—	—	115	—	—	—	—	7,979
TOTAL FOREIGN COUNTRIES	58,861	48,491	57,968	52,299	53,330	83,40,747	57,43,208	62,41,834	42,84,305	46,05,800
<i>Share of Bengal</i>	<i>89,404</i>	<i>89,823</i>	<i>106,814</i>	<i>80,415</i>	<i>78,897</i>	<i>1,42,80,167</i>	<i>1,14,23,946</i>	<i>1,16,06,479</i>	<i>63,36,802</i>	<i>76,66,982</i>
" Bombay	5	14	8	15	36	1,130	2,100	2,100	2,100	4,970
" Sind	41,121	36,475	27,248	16,797	22,329	69,66,067	50,05,321	33,08,491	20,10,427	23,82,295
" Madras	101,659	61,119	64,858	78,080	72,877	1,81,70,741	91,53,749	86,32,041	79,97,129	80,67,472
" Burma	442,237	409,748	399,205	432,307	444,441	4,79,14,635	3,14,26,995	2,90,44,988	2,52,65,186	2,76,50,187
TOTAL	674,426	597,170	668,133	607,614	618,580	8,78,52,740	5,70,12,111	5,35,94,090	4,21,11,644	4,57,71,906
Cleaned Rice—	Tons	Tons	Tons	Tons	Tons					
United Kingdom (including Channel Islands)	28,598	26,564	37,343	39,579	55,818	32,60,245	24,48,977	30,08,200	27,77,376	38,04,346
Irish Free States(a)	183	9,587
Malta and Gozo	75	360	813	879	..	6,384	31,809	62,538	67,963
Cyprus	50	100	150	95	..	3,510	6,795	10,769	5,208	..
Palestine	13	2	21	29	105	2,210	989	2,722	2,604	7,435
Aden and Dependencies	1,035	550	639	771	452	2,08,501	84,522	81,587	80,620	42,132
Bahrain Islands	4,069	4,642	3,320	4,854	5,422	7,46,723	6,15,562	4,27,483	4,29,958	4,03,961
Maldives	27	8	5	17	112	4,302	916	558	1,687	15,361
Ceylon (excluding Maldives)	2,407	4,882	1,859	598	590	3,33,881	4,48,562	2,05,501	79,373	83,125
Straits Settlements	206,160	201,944	130,564	126,988	102,761	2,17,80,499	1,42,75,428	90,67,270	73,01,697	62,51,904
Federated Malay States	35,677	43,715	35,924	37,150	30,280	38,03,756	31,80,904	25,46,671	21,17,490	18,41,547
Hongkong	27,592	41,369	16,092	33,728	2,632	29,98,775	31,25,355	11,70,785	23,49,990	1,73,807
Union of South Africa	9,997	7,157	4,922	4,305	2,414	13,66,087	8,37,907	5,28,840	3,74,478	2,90,263
Gambia	2,499	..	400	775	1,600	2,29,075	..	19,707	41,248	90,957
Nigeria (including Br. Mandated Territory of Cameroons)	1,700	251	528	61	90	1,19,318	10,205	36,669	3,986	4,832
Gold Coast (including Br. Mandated Territory of Togo)	413	1,609	200	25	630	23,966	1,01,176	10,603	1,433	32,151
Zanzibar and Pemba	12,311	13,931	10,948	13,550	9,399	15,11,845	11,26,498	8,00,358	11,55,438	7,66,811
Keeya Colony	3,467	2,117	1,098	1,051	1,293	7,38,845	3,89,150	2,36,860	2,62,830	3,30,413
Tanganyika Territory	273	107	79	79	105	87,473	31,315	24,469	25,295	30,853
Somaliland Protectorate	2	2	201	2	1	500	350	17,025	510	250
Mauritius and Dependencies	444	156	425	333	245	45,414	16,180	35,298	19,612	10,040
Seychelles	1,923	1,975	2,520	1,440	2,322	2,30,383	2,08,082	2,45,552	1,29,077	2,15,619
Socotra (b)	27	336	3,360	30,878

(a) Separately shown from 1933-34, included into the United Kingdom upto 1932-33.

(b) " " " " " " " " Aden and Dependencies " " "

(c) Specified separately from 1934-35 and subject to subsequent adjustment.

GENERAL EXPORTS

(544)

INDIAN MERCHANDISE

No. 11—continued

ARTICLES, AND COUNTRIES OF FINAL DESTINATION; ALSO SHARE OF EACH PROVINCE	QUANTITY					VALUE				
	1930-31	1931-32	1932-33	1933-34	1934-35	1930-31	1931-32	1932-33	1933-34	1934-35
	Tons	Tons	Tons	Tons	Tons	R	R	R	R	R
Grain, Pulse and Flour— <i>continued</i> <i>Rice, not in the husk (I. O)</i> <i>—continued</i>										
Cleaned Rice—continued										
Canada—										
Via Atlantic Coast	2,750	4,900	4,600	6,400	6,525	2,57,509	3,32,800	3,50,301	3,43,490	3,38,076
" Pacific "	487	900	70	680	1,000	72,869	1,17,086	9,840	69,256	96,164
Bahamas	115	458	914	7,218	24,591	53,521
British West India Islands (excluding Bahama).	6,887	6,123	6,571	4,138	6,183	8,79,782	5,63,172	5,55,722	2,47,763	4,09,824
British Honduras	100	125	5,246	7,480
Commonwealth of Australia	980	3,742	4,787	4,763	4,086	1,28,930	3,35,784	4,00,416	2,41,826	2,20,351
Territory of Papua	6,344	1,725	2,025	2,000	130	6,92,603	1,41,563	1,36,910	1,01,442	6,572
New Zealand	1,381	1,708	581	1,729	2,821	1,04,348	1,34,849	40,027	97,991	1,58,408
Fiji Islands	1,451	58	16	1	..	1,56,681	3,530	1,319	70	70
British Borneo	60	7,464
Other British Possessions	10	11	39	58	29	3,532	3,228	6,907	5,018	3,244
Total 'For orders' Cargoes(a)	—	—	—	—	12,295	—	—	—	—	7,32,139
TOTAL BRITISH EMPIRE	858,606	300,318	266,261	291,577	2,61,172	3,98,13,671	2,85,47,565	2,01,03,466	1,83,61,125	1,66,52,043
U. S. S. R.—										
Northern	4,800	2,059	4,800	2,400	..	5,16,046	1,26,914	3,27,563	1,08,277	..
Finland	4,250	1,000	2,000	21,207	..	2,97,546	49,778	1,01,547	12,28,452
Sweden	8,851	2,000	4,554	11,973	10,635	7,63,987	1,56,805	3,94,517	6,04,124	6,28,407
Norway	600	..	300	150	750	74,596	..	13,533	8,473	34,344
Denmark	2,890	15	..	1,61,229
Poland (including Danzig)	40,581	74,288	30,200	38,354	49,310	35,42,810	49,21,976	19,60,155	17,89,767	25,54,682
Germany	146,540	229,531	212,008	236,393	154,581	1,40,42,356	1,58,85,567	1,45,07,073	1,34,25,737	80,44,775
Netherlands	97,529	150,124	91,411	77,851	61,059	93,83,060	1,03,87,055	57,85,154	40,90,060	38,08,812
Belgium	17,940	22,978	7,822	10,592	6,480	18,38,056	14,55,212	5,51,042	5,78,599	8,46,638
France	4,904	900	429	576	798	6,40,042	1,29,310	43,638	55,346	79,689
Portugal (including Azores and Madeira).	5,495	2,605	1,589	670	2,000	5,09,715	2,32,512	1,29,141	40,820	88,662
Italy (including Fiume)	16,672	20,767	20,160	24,425	21,349	16,13,643	16,16,893	17,53,430	13,77,449	16,59,391
Roumania	100	200	1,200	200	..	5,867	10,578	95,803	8,089	..
Turkey, European	82	250	230	8,092	32,053	22,600
Maskat Territory and Trucial Oman	1,079	92	653	1,121	1,668	1,95,020	1,36,316	85,469	1,25,743	1,63,655
Other Native States in Arabia	1,873	2,324	2,024	3,170	3,291	3,30,977	2,96,903	2,27,737	2,58,812	2,69,238
Iraq	81	64	54	14	5	21,079	12,906	10,891	2,462	680
Iran	777	34	144	215	44	1,65,607	8,448	24,796	24,605	4,587
Sumatra	129,274	95,575	62,448	69,797	70,010	1,43,61,826	63,56,076	43,26,574	40,73,962	39,53,018
Java	45,133	60,704	17,398	3,888	25,491	42,44,916	41,23,736	10,27,756	2,00,116	15,17,643
Celebes and other Islands	230	..	25	175	179	20,603	..	2,034	7,894	7,918
Siam	8,207	6,228	774	258	33	8,71,899	4,36,901	59,319	17,505	2,632
Formosa	9,140	7,79,332
China (exclusive of Hongkong and Macao).	884,207	844,457	231,985	166,145	172,409	4,77,29,860	2,50,14,779	1,78,92,231	91,09,656	66,94,698
Korea	3,909	4,75,987
Japan	958	405	74,061	205	4,162	1,19,249	80,141	62,26,992	12,368	2,72,741
Egypt	19,932	79,580	33,819	22,145	27,964	18,76,024	52,26,007	22,35,186	11,65,347	16,20,040
Portuguese East Africa	8,378	6,899	6,909	6,914	5,199	13,06,534	8,96,023	7,76,297	6,09,391	5,29,450
Italian East Africa (Somaliland and Britania)	48	39	91	23	64	10,715	16,326	13,332	4,450	9,301
French Somaliland	16	106	11	8	6	3,215	0,063	2,170	1,430	1,480
United States of America—										
Via Atlantic Coast	2,215	321	220	50	1,108	2,63,340	30,119	20,948	2,697	68,522
" Pacific "	4	4	808	1,185	27
Cuba	91,122	66,283	38,170	44,878	13,747	1,06,44,449	48,02,251	29,22,888	26,97,477	7,04,662
Haiti and St. Domingo	2,415	1,272	2,000	600	..	2,05,358	86,457	1,32,608	25,115	..
Colombia	855	3,430	43	..	5	1,21,515	2,38,026	3,169	..	515
Venezuela	823	1,547	933	814	9	80,069	1,12,304	64,950	45,789	453
Argentine Republic (including the Atlantic Coast of Patagonia)	5,629	175	7,26,445	11,500
Other Islands in the Pacific	70	7,189
Other Foreign Countries	88	91	42	103	44	3,465	8,596	4,576	5,520	3,168
Total 'For orders' Cargoes (a)	—	—	—	—	3,549	—	—	—	—	1,76,910
TOTAL FOREIGN COUNTRIES	1,051,532	1,190,462	862,047	726,102	6,61,917	11,68,85,119	8,41,07,872	5,24,74,771	4,06,58,427	3,81,33,454

(a) Specified separately from 1934-35 and subject to subsequent adjustment.

ARTICLES, AND COUNTRIES OF FINAL DESTINATION; ALSO SHARE OF EACH PROVINCE.	QUANTITY					VALUE				
	1930-31	1931-32	1932-33	1933-34	1934-35	1930-31	1931-32	1932-33	1933-34	1934-35
Grain, Pulse, and Flour —continued						R	R	R	R	R
Rice, not in the husk (I. O) —continued	Tons	Tons	Tons	Tons	Tons					
Cleaned Rice—concluded										
Share of Bengal	28,712	32,050	13,269	25,104	14,269	44,94,967	48,78,515	15,09,116	25,00,429	15,04,692
„ Bihar and Orissa	259	60	35,962	4,057
„ Bombay	13,293	13,081	11,680	12,356	12,559	32,94,859	24,38,123	19,53,369	17,48,237	18,31,899
„ Sind	2,137	1,209	665	643	824	4,52,980	1,88,463	1,03,296	93,200	1,17,666
„ Madras	43	53	23	140	22	7,893	9,319	3,900	13,445	2,606
„ Burma	1,365,694	1,504,357	1,103,371	979,426	885,415	14,82,12,029	10,56,86,167	7,89,48,657	5,40,64,241	5,13,37,634
TOTAL	1,410,138	1,550,800	1,128,908	1,017,679	913,089	15,64,98,000	11,20,54,937	8,25,78,237	5,91,19,552	5,47,90,497
Broken cleaned rice—	Tons	Tons	Tons	Tons	Tons					
United Kingdom (including Channel Islands)	25,347	21,187	33,688	27,552	21,094	23,21,148	12,11,628	20,34,652	12,57,362	9,20,021
Aden and Dependencies	835	792	926	1,598	1,745	84,488	47,012	65,136	64,865	56,608
Ceylon (excluding Maldives)	17,997	9,778	4,559	6,101	1,845	18,08,355	6,37,535	3,26,532	3,07,780	97,440
Straits Settlements	3,349	999	609	1,289	2,481	1,68,244	35,160	19,420	35,637	73,519
Hongkong	24,967	9,583	5,894	5,105	101	12,75,578	3,31,147	2,13,982	1,34,743	1,574
Commonwealth of Australia	60	6,284
Other British Possessions	23	13	..	68	20	2,747	886	..	4,243	840
Total "For orders" Cargoes(a)	—	—	—	—	3,299	—	—	—	—	1,29,368
TOTAL BRITISH EMPIRE	72,568	42,352	45,676	41,717	31,435	57,56,934	22,63,377	26,59,722	18,04,090	12,79,930
Germany	12,771	16,023	9,245	6,878	2,470	10,55,402	7,82,381	5,36,662	2,64,239	1,31,784
Netherlands	505	2,528	1,566	1,775	1,140	44,700	1,08,356	95,531	80,882	72,809
Belgium	27,000	23,176	19,026	30,350	13,096	24,53,251	11,83,258	9,62,912	9,02,611	4,33,255
France	3,200	760	2,60,556	26,130
Italy (including Fiume)	2,225	1,418	2,019	1,870	1,040	1,99,721	59,803	1,19,024	87,648	1,10,811
Mascat Territory and Trucial Oman	152	137	210	197	321	18,375	11,266	17,501	16,500	19,044
Other Native States in Arabia	127	60	153	132	92	14,038	2,978	9,605	4,809	4,419
China (exclusive of Hongkong and Macao)	548	..	59	541	206	85,872	..	1,731	15,368	13,902
Italian East Africa (Somal- land and Eritrea)	50	3	..	25	..	8,906	400	..	778	..
United States of America— Via Atlantic Coast	100	200	5,598	6,007
Other Foreign Countries	21	..	1	20	..	2,386	30	156	1,142	..
TOTAL FOREIGN COUNTRIES	46,612	44,082	33,167	41,888	19,543	40,83,207	21,74,602	17,43,262	14,38,575	7,92,091
Share of Bengal	519	955	707	2,125	970	35,919	51,037	40,292	1,49,543	73,618
„ Bombay	300	35	7	90	126	47,032	6,000	810	8,842	8,998
„ Sind	380	164	419	110	92	50,114	14,256	41,143	9,425	7,931
„ Madras	9	1	913	198	..	10	1
„ Burma	117,972	85,880	77,710	81,980	49,790	97,06,152	43,67,488	43,30,739	30,76,379	19,81,473
TOTAL	119,180	86,435	78,843	83,605	50,978	93,40,131	44,37,979	44,02,984	32,43,206	20,72,021
Other sorts—	Tons	Tons	Tons	Tons	Tons					
United Kingdom (including Channel Islands)	161	120	..	1,050	2,393	19,277	7,410	6	20,769	69,430
Ceylon (excluding Maldives)	297	187	206	163	211	84,833	50,114	54,343	36,386	48,106
Straits Settlements	9,518	8,028	8,824	7,843	6,078	7,65,940	4,76,562	2,11,840	2,61,530	2,07,009
Hongkong	16,952	11,949	6,513	7,735	90	13,02,314	5,46,280	2,04,317	2,25,886	5,401
Kenya Colony	13	23	14	24	23	5,368	8,150	3,431	7,910	7,070

(a) Specified separately from 1934-35 and subject to subsequent adjustment.

GENERAL EXPORTS

(546)

INDIAN MERCHANDISE

No. 11—continued

ARTICLES, AND COUNTRIES OF FINAL DESTINATION; ALSO SHARE OF EACH PROVINCE.	QUANTITY					VALUE				
	1930-31	1931-32	1932-33	1933-34	1934-35	1930-31	1931-32	1932-33	1933-34	1934-35
Grain, Pulse, and Flour —continued						R	R	R	R	R
Rice, not in the husk (I. C.) —continued	Tons	Tons	Tons	Tons	Tons					
Other sorts—continued										
Canada—										
Vid Atlantic Coast . . .	50	6,825
Other British Possessions . .	34	15	23	65	31	7,262	5,669	5,608	10,046	6,040
Total "For ordan" Cargoes (c)	—	—	—	—	40	—	—	—	—	2,124
TOTAL BRITISH EMPIRE	27,025	20,322	9,580	16,883	8,866	21,91,719	10,94,153	4,79,544	5,52,530	3,45,269
Finland	2,500	1,64,705
Norway	400	300	23,717	12,847	..
Germany	2,355	15,059	5,802	2,000	..	1,51,438	10,94,393	3,41,100	1,00,456	..
Netherlands	1,830	4,828	2,375	50	..	1,02,073	3,27,938	1,63,140	1,976	..
Belgium	1,050	2,630	915	1,09,533	1,80,228	64,069
Sumatra	24	268	43	1,320	17,597	2,738
Java	6,018	2,391	900	420	265	4,82,019	1,61,006	49,441	20,757	9,728
Siam	44	88	12	..	4	4,768	7,828	1,274	..	400
Formosa	200	14,934
China (exclusive of Hongkong and Macao)	11,368	9,097	1,779	3,025	749	14,16,205	6,05,718	1,02,251	1,46,296	37,066
Korea	320	35,342
Egypt	5,665	300	4,16,302	23,717
Onba	3,500	2,53,690
Other Foreign Countries	6	5	6	66	6	2,063	1,383	1,580	4,759	1,616
TOTAL FOREIGN COUNTRIES	23,015	46,679	12,732	6,761	1,024	23,05,081	32,39,788	7,82,970	2,87,001	43,710
Share of Bengal	251	357	12	13	15	33,501	40,916	1,710	1,524	1,916
" Bombay	299	212	234	203	250	91,363	61,260	62,815	51,584	59,979
" Madras	2	3	42	7	31	644	491	3,028	1,064
" Burma	49,490	66,430	22,063	23,333	9,618	43,78,505	42,31,121	11,97,493	7,83,491	3,31,030
TOTAL	60,040	67,001	22,312	23,641	9,890	44,97,400	43,33,941	12,62,514	8,39,627	3,93,979
TOTAL RICE NOT IN THE HUSK—	Tons	Tons	Tons	Tons	Tons					
United Kingdom (including Channel Islands)	57,876	50,825	75,210	71,415	82,541	61,51,189	39,52,509	53,94,406	42,63,762	50,01,151
Irish Free State (a)	183	9,527
Malta and Gozo	75	360	823	879	..	6,384	31,809	63,101	67,963
Cyprus	50	100	179	95	..	3,510	6,795	13,989	5,208	..
Palestine	27	109	307	91	144	4,430	23,496	35,583	7,840	12,131
Aden and Dependencies	13,842	9,993	8,373	14,080	12,747	23,13,785	11,03,016	8,35,767	9,33,960	8,83,012
Bahrain Islands	16,054	16,130	17,133	12,676	12,334	28,31,477	23,46,303	21,32,487	12,77,733	10,04,284
Ceylon (excluding Maldives)	444,237	409,869	394,314	403,329	391,501	5,61,60,548	3,66,61,023	3,40,20,193	2,89,71,682	2,78,47,602
Maldives	87	230	103	109	233	15,183	32,866	11,610	9,503	27,921
Straits Settlements	265,335	232,766	156,479	153,971	125,643	2,78,71,626	1,66,64,767	1,10,33,373	87,06,114	76,67,473
Federated Malay States	72,382	63,564	57,176	50,931	53,007	79,30,982	47,94,682	41,60,761	34,61,112	33,94,218
British Borneo	60	7,464
Hongkong	70,938	63,273	27,847	51,063	2,824	56,55,081	40,16,815	16,11,634	27,13,269	1,81,119
Gambia	2,499	..	400	775	1,600	2,29,075	..	19,707	41,243	60,957
Gold Coast (including Br. Mandated territory of Togoland)	413	1,709	200	25	630	28,966	1,08,343	10,603	1,433	32,161
Nigeria (including Br. Mandated territory of Cameroons)	1,700	581	778	61	690	1,19,318	41,788	51,963	3,986	42,987
Union of South Africa	29,070	26,956	24,775	25,344	25,880	41,91,900	30,48,202	25,83,481	21,38,251	24,55,064
Zanzibar and Pemba	13,002	14,001	11,067	13,633	9,513	15,41,225	11,47,429	9,03,553	11,67,417	7,78,051
Kenya Colony	4,685	3,013	1,871	1,843	1,834	9,38,171	5,08,862	3,26,329	3,37,125	3,90,389
Tanganyika Territory	377	240	156	181	180	1,04,726	49,300	32,883	33,801	38,829
Somaland Protectorate	1,875	1,638	2,844	3,429	2,542	2,87,323	1,84,331	2,70,850	2,07,554	1,48,165
Anglo-Egyptian Sudan	62	1,089	929	236	128	11,735	1,23,607	1,03,870	30,141	16,076
Mauritius and Dependencies	49,626	50,040	51,785	52,892	61,913	64,91,286	54,01,230	46,30,335	36,62,480	47,01,334
Seychelles	2,253	2,252	2,813	1,735	2,466	2,89,183	2,44,452	2,76,856	1,53,562	2,34,075
So. Africa (b)	41	336	4,830	30,878

(a) Separately shown from 1933-34. Included in the United Kingdom up to 1932-33.
 (b) " " " " " " Included in Aden and Dependencies up to 1932-33.
 (c) Specified separately from 1934-35 and subject to subsequent adjustment.

No. 11—continued

ARTICLES, AND COUNTRIES OF FINAL DESTINATION; ALSO SHARE OF EACH PROVINCE	QUANTITY					VALUE				
	1930-31	1931-32	1932-33	1933-34	1934-35	1930-31	1931-32	1932-33	1933-34	1934-35
Grain, Pulse and Flour —continued	Tons	Tons	Tons	Tons	Tons	₹	₹	₹	₹	₹
Rice, not in the husk (L. O.) —continued										
TOTAL RICE, NOT IN THE HUSK —continued										
Canada—										
<i>Via Atlantic Coast</i>	3,100	5,100	4,600	6,900	6,574	3,21,500	3,62,888	3,50,301	3,93,754	3,86,077
<i>" Pacific "</i>	987	600	70	680	1,000	1,47,788	1,17,086	9,840	69,256	96,220
Bahamas	116	458	936	7,328	24,591	54,717
British West India Islands (excluding Bahamas)	12,098	19,124	14,362	20,820	35,551	16,52,217	16,09,886	11,63,304	13,10,737	24,42,054
British Honduras	100	125	5,246	7,430
Commonwealth of Australia	1,040	3,754	4,792	4,763	4,086	1,38,870	3,37,888	4,00,895	2,41,826	2,20,351
Territory of Papua	6,344	1,735	2,025	2,000	130	6,92,808	1,41,563	1,36,910	1,01,442	6,572
New Zealand	1,388	1,710	531	1,734	2,821	1,65,400	1,34,623	40,027	98,207	1,58,408
Fiji Islands	1,456	55	18	18	18	1,57,601	3,890	1,820	2,656	2,832
Other British Possessions	14	44	21	..	20	2,988	2,448	1,085
Total ' for orders ' Cargoes(a)	—	—	—	—	15,760	—	—	—	—	8,70,538
TOTAL BRITISH EMPIRE	1,073,764	981,680	861,672	882,982	856,716	12,54,74,117	8,31,71,298	7,05,95,498	5,85,55,630	5,94,53,348
U. S. S. R.—										
Northern	4,800	2,059	4,800	2,400	..	5,16,646	1,26,914	3,27,568	1,08,277	..
Finland	6,750	1,000	2,000	21,207	..	4,62,251	40,778	1,01,547	12,26,452
Sweden	8,851	2,000	4,554	11,973	10,638	7,63,987	1,56,805	3,94,517	6,64,424	6,28,407
Norway	600	..	700	450	750	74,596	..	37,250	21,320	34,844
Poland (including Danzig)	40,581	74,288	30,200	38,379	40,210	35,42,810	49,21,976	10,60,155	17,92,489	25,54,688
Denmark	2,890	16	..	1,61,229
Germany	102,238	261,908	228,106	246,113	157,362	1,53,13,786	1,73,18,741	1,54,96,978	1,38,44,739	88,04,601
Netherlands	100,364	157,776	95,641	80,835	62,406	95,30,527	1,08,52,290	60,74,286	42,01,465	39,03,449
Belgium	46,149	48,834	28,667	40,942	19,556	44,17,199	23,27,898	16,78,565	15,41,210	7,79,893
France	8,104	1,650	685	734	904	8,91,198	1,55,440	60,815	69,544	91,246
Portugal (including Azores and Madeira)	5,495	2,605	1,744	900	2,000	5,09,715	2,32,512	1,47,177	64,768	38,662
Italy (including Flume)	18,897	22,185	28,134	26,390	25,289	18,13,364	16,76,696	18,73,094	14,69,922	16,70,192
Roumania	100	200	1,200	200	..	5,387	10,578	95,803	8,089	..
Greece (including Crete)	29	155	315	215	235	5,925	19,477	37,309	22,851	25,055
Turkey, European	1,010	1,432	1,792	136	300	1,54,368	1,76,664	2,01,111	16,451	33,003
Turkey, Asiatic	578	609	320	123	136	80,650	59,482	32,224	8,401	12,051
Syria	22	573	1,003	439	178	3,050	64,953	1,07,090	37,143	17,986
Maskat Territory and Trucial Oman	22,374	18,917	21,849	16,730	99,097	35,57,852	22,82,857	24,78,138	17,02,190	19,84,406
Other Native States in Arabia	27,286	22,805	22,206	27,617	28,376	36,91,045	27,33,772	23,47,975	19,35,763	21,46,642
Iraq	229	220	288	89	42	44,536	31,736	62,060	6,674	4,730
Iran	2,386	293	1,440	463	233	4,41,380	85,431	1,59,735	43,042	22,815
Sumatra	129,307	95,843	62,401	69,805	70,013	1,43,68,702	63,73,678	43,29,312	40,75,103	39,53,969
Java	51,208	63,179	18,313	4,383	25,806	47,37,793	42,93,767	10,79,660	2,28,351	15,33,791
Celebes and other Islands	230	..	25	175	170	20,608	..	2,084	7,804	7,918
Siam	8,251	6,316	970	253	37	8,76,687	4,44,729	77,731	17,505	3,032
Formosa	9,340	7,94,266
China exclusive of Hong- kong and Macao)	396,313	353,556	233,823	170,613	173,425	4,91,94,516	2,05,20,772	1,79,96,527	92,71,987	97,46,884
Korea	4,229	5,11,329
Japan	958	405	74,061	205	4,165	1,19,421	36,171	62,27,022	12,338	2,73,351
Egypt	21,921	86,272	36,285	24,102	29,774	21,78,072	57,63,463	24,76,533	12,39,950	17,37,394
Tripoli (Libya)	22	68	4	2,400	5,100	213	..
French West Africa	150	11,084
Portuguese East Africa	9,139	7,575	7,796	7,394	5,958	14,79,945	9,74,040	8,72,953	6,49,647	5,61,376
Réunion	2,238	..	1	1,78,483	..	150
Italian East Africa (Somaliland and Eritrea)	1,078	2,020	2,245	3,063	3,014	3,06,962	2,43,474	2,54,992	2,65,092	2,73,633
French Somaliland	982	1,295	867	1,032	672	1,60,898	1,63,115	1,08,689	76,968	66,030
Abyssinia	330	23,589
United States of America—										
<i>Via Atlantic Coast</i>	2,541	556	507	818	2,013	3,20,169	59,870	59,490	79,659	2,18,248
<i>" Pacific "</i>	4	4	3	308	1,165	940

(a) Specified separately from 1934-35 and subject to subsequent adjustment.

GENERAL EXPORTS

(548)

INDIAN MERCHANDISE

No. 11—continued

ARTICLES, AND COUNTRIES OF FINAL DESTINATION; ALSO SHARE OF EACH PROVINCE	QUANTITY					VALUE				
	1930-31	1931-32	1932-33	1933-34	1934-35	1930-31	1931-32	1932-33	1933-34	1934-35
	Tons	Tons	Tons	Tons	Tons	R	R	R	R	R
Grain, Pulse, and Flour —continued										
<i>Rice, not in the husk (I. O.)</i> —concluded										
TOTAL RICE NOT IN THE HUSK—concluded										
Cuba	91,892	70,173	30,042	46,100	13,865	1,08,87,388	51,90,040	20,93,122	28,13,941	7,15,900
Hayti and St. Domingo	2,415	1,272	2,000	600	..	2,05,353	86,457	1,32,808	35,115	..
French West Indies	1,077	600	732	377	752	1,75,815	73,019	67,854	51,180	63,457
Colombia	885	3,430	43	..	6	1,21,515	2,38,028	3,169	..	515
Venezuela	823	1,547	933	814	9	80,069	1,12,304	64,949	45,530	453
Argentine Republic (including the Atlantic Coast of Pata- gonia)	5,629	175	7,26,445	11,600
Other Islands in the Pacific	70	7,160
Other Foreign Countries	28	9	30	66	8	5,579	1,598	2,701	5,103	846
Total 'For orders' Cargoes (a)	—	—	—	—	3,004	—	—	—	—	1,84,880
TOTAL FOREIGN COUNTRIES	1,180,020	1,319,735	960,524	849,557	815,814	13,17,14,844	9,52,64,670	7,12,42,336	4,66,58,398	4,33,75,055
<i>Share of Bengal</i>	118,886	123,185	120,795	107,657	94,144	1,35,44,554	1,57,96,714	1,31,17,596	94,88,303	92,47,298
" Bihar and Orissa	259	50	35,962	4,050
" Bombay	13,897	13,342	11,829	12,674	12,971	34,34,384	25,56,483	20,19,094	18,10,763	19,05,846
" Sind	43,633	37,848	28,339	17,550	23,245	74,89,161	52,03,040	39,52,930	21,13,053	26,03,892
" Madras	101,711	61,175	64,894	78,262	72,906	1,81,79,578	91,63,910	56,36,432	30,13,612	30,71,133
" Burma	1,975,393	2,065,815	1,602,339	1,516,390	1,389,264	21,02,05,322	14,57,11,771	11,41,11,782	8,37,88,297	8,13,00,324
TOTAL	2,252,784	2,301,416	1,828,198	1,732,539	1,592,530	25,81,88,961	17,84,38,968	14,18,87,834	10,52,14,028	10,30,28,403
Rice flour and ground rice (I. O.)—										
TOTAL BRITISH EMPIRE	29	6	1	5,607	1,382	547	178	179
Maskat Territory and Trucial Oman	108	66	90	101	58	13,620	5,782	7,967	9,374	5,078
Other Foreign Countries	8	1	1	..	12	904	440	274	95	2,354
TOTAL FOREIGN COUNTRIES	106	67	91	101	70	14,524	6,172	8,241	9,469	7,432
<i>Share of Bombay</i>	31	7	2	..	12	5,108	1,720	631	190	2,440
" Sind	104	66	90	101	58	14,023	5,834	8,167	9,429	5,148
" Madras	28	33
TOTAL	135	73	92	101	70	20,131	7,554	8,788	9,647	7,611
Wheat (I. O.)—										
United Kingdom (including Channel Islands)	175,283	16,775	8,612	1,70,67,880	10,07,090	11	17	7,12,885
Aden and Dependencies	234	257	211	159	223	50,468	50,871	41,048	32,172	40,619
Bahrain Islands	57	6	1	47	4	9,316	1,200	244	8,410	712
Ceylon (excluding Maldives).	75	145	166	229	288	18,592	20,199	20,004	26,784	28,577
Straits Settlements	354	312	330	234	215	78,967	64,294	60,874	42,348	45,144
Hongkong	81	84	120	24	135	3,938	8,587	14,344	2,130	13,182
Zanzibar and Pemba	262	291	301	243	235	72,544	74,072	74,085	54,094	48,825
Kenya Colony	129	123	117	167	177	35,438	30,860	23,329	34,278	34,309
Tanganyika Territory	248	228	244	250	271	65,925	54,805	56,093	50,245	49,144
Other British Possessions	7	43	10	23	13	1,998	6,050	2,461	3,760	2,375
TOTAL BRITISH EMPIRE	176,675	18,264	1,500	1,386	10,173	1,73,99,666	13,10,428	2,98,803	2,54,198	0,76,772

(a) Specified separately from 1934-35 and subject to subsequent adjustment.

No. 11—continued

ARTICLES AND COUNTRIES OF FINAL DESTINATION; ALSO SHARE OF EACH PROVINCE	QUANTITY					VALUE				
	1930-31	1931-32	1932-33	1933-34	1934-35	1930-31	1931-32	1932-33	1933-34	1934-35
Grain, Pulse and Flour —continued	Tons	Tons	Tons	Tons	Tons	R	R	R	R	R
<i>Wheat (I. C.)—continued</i>										
Germany	70	7,000
Netherlands	400	40,000
Belgium	6,859	6,89,780
France	5,266	10	9	5,26,700	1,250	1,012	20	..
Greece (including Crete)	1,700	1,69,990
Maskat Territory and Trucial Oman	885	830	387	327	347	1,02,466	70,650	36,212	30,080	30,119
Other Native States in Arabia	1,147	832	231	284	409	1,72,039	91,552	36,831	34,321	48,430
Java	70	48	40	25	1	12,010	6,410	5,721	2,720	136
Egypt	3,815	201	3,47,562	18,392
Italian East Africa	75	9	0	9	11	18,562	1,009	1,186	1,325	1,560
Other Foreign Countries	43	26	21	29	21	6,868	3,760	3,910	4,301	3,561
TOTAL FOREIGN COUNTRIES	19,830	1,951	694	674	789	20,87,977	1,03,082	83,372	72,776	83,800
<i>Share of Bengal</i>	<i>137</i>	<i>177</i>	<i>168</i>	<i>74</i>	<i>142</i>	<i>19,606</i>	<i>20,292</i>	<i>21,222</i>	<i>7,851</i>	<i>12,086</i>
“ Bombay	1,151	1,357	1,308	1,235	1,280	3,60,139	3,12,211	2,92,173	2,50,106	2,49,509
“ Sind	194,917	18,664	645	739	9,510	1,91,07,641	11,78,283	60,638	67,699	7,95,600
“ Madras	175	217	195	166	248
“ Burma	17	73	12	30	82	1,457	8,037	1,252	3,135
TOTAL	196,505	20,215	2,104	2,000	10,962	1,04,87,643	15,12,460	3,82,265	3,26,964	10,60,678
<i>Wheat flour (I. C.)—</i>	Tons	Tons	Tons	Tons	Tons					
Aden and Dependencies	5,657	5,577	3,500	2,847	1,659	9,04,352	6,09,065	4,03,774	3,28,126	1,60,652
Bahrain Islands	1,728	589	195	231	228	2,90,509	81,588	23,178	25,825	24,386
Ceylon (excluding Maldives)	1,254	812	325	254	526	2,20,917	88,316	40,508	28,817	58,168
Straits Settlements	3,496	3,229	1,618	1,611	2,422	6,11,902	5,41,690	2,72,121	2,14,345	3,26,764
Federated Malay States	478	789	392	148	224	69,436	92,449	54,770	13,701	20,358
Protectorate of S. W. Africa	34	6,890	2
Zanzibar and Pemba	2,953	2,746	1,500	641	507	6,18,402	5,29,186	2,82,980	1,09,916	84,742
Kenya Colony	8,135	3,149	1,662	1,422	1,495	7,19,312	6,73,973	3,50,942	2,62,263	2,42,059
Tanganyika Territory	313	180	87	88	94	54,690	31,388	18,998	15,619	14,740
Somáland Protectorate	98	94	02	38	18	15,100	10,285	6,862	4,248	1,845
Anglo-Egyptian Sudan	30	5,192	2,280	218	210	4,557	5,86,852	2,44,076	29,263	30,298
Mauritius and Dependencies	4,434	1,277	256	92	101	6,23,096	1,39,916	29,998	10,611	12,432
Seychelles	282	263	241	56	17	62,202	56,122	48,646	11,569	3,653
Other British Possessions	10	23	14	30	88	3,266	8,900	3,124	7,150	7,144
TOTAL BRITISH EMPIRE	23,902	23,922	12,112	7,076	7,589	42,04,624	34,44,730	17,70,873	10,60,858	9,96,123
Maskat Territory and Trucial Oman	2,966	3,114	2,708	2,095	2,007	4,00,627	2,39,702	2,63,206	2,02,517	1,82,046
Other Native States in Arabia	10,060	10,700	3,862	2,086	1,414	17,92,557	15,38,472	4,66,040	2,84,376	1,96,880
Iraq	115	49	40	21	31	22,024	8,709	6,739	4,204	5,793
Iran	366	1	5	4	18	55,721	188	679	489	1,648
Henjam Islands	61	22	18	19	16	10,042	2,911	1,990	2,590	2,310
Siam	298	316	227	131	141	61,875	39,196	34,369	13,771	12,829
Egypt	6,173	822	23	8	20	10,05,811	92,534	2,267	806	2,736
Portuguese East Africa	204	212	205	162	169	48,020	44,965	40,804	30,517	26,922
Italian East Africa (Somáll- land and Britrea)	2,407	3,157	1,345	206	318	3,49,125	3,04,307	1,41,465	22,720	33,069
French Somálland	344	373	286	111	23	50,004	36,410	28,107	13,490	1,861
Other Foreign Countries	13	81	14	17	27	3,468	5,058	3,250	1,740	3,989
TOTAL FOREIGN COUNTRIES.	23,007	18,802	8,678	4,860	4,174	37,99,274	23,52,447	9,89,806	5,77,140	4,70,673

GENERAL EXPORTS

(550)

INDIAN MERCHANDISE

No. 11—continued

ARTICLES, AND COUNTRIES OF FINAL DESTINATION; ALSO SHARE OF EACH PROVINCE	QUANTITY					VALUE				
	1930-31	1931-32	1932-33	1933-34	1934-35	1930-31	1931-32	1932-33	1933-34	1934-35
Grain, Pulse, and Flour —continued						R	R	R	R	R
Wheat flour (I. C.)—continued										
Share of Bengal	2,631	2,329	950	643	841	3,37,390	2,58,494	1,32,110	63,687	75,898
„ Bombay	17,597	15,318	6,385	5,619	5,113	36,90,210	29,36,593	12,12,328	9,23,423	8,05,621
„ Sind	26,493	24,853	13,359	6,180	6,609	39,03,053	25,64,836	14,13,312	6,40,446	5,85,321
„ Madras	—	1	1	88	689	374	141	1
„ Burma	188	325	95	89	..	23,157	36,665	11,055	9,797	65
TOTAL	46,909	42,724	20,790	12,536	11,763	80,03,898	57,07,177	27,60,670	16,37,493	14,60,706
Other sorts (I. C.)—	Tons	Tons	Tons	Tons	Tons					
United Kingdom (including Channel Islands)	111	164	741	140	288	15,230	15,569	46,732	14,284	31,106
Ceylon (excluding Maldives)	113	116	168	147	387	18,208	12,732	15,540	14,113	38,320
Straits Settlements	58	66	77	40	105	13,014	10,312	11,420	7,034	17,103
Union of South Africa	162	155	131	147	177	40,125	33,591	22,847	22,355	27,878
Kenya Colony	145	133	99	140	57	34,082	29,437	20,043	27,710	11,016
Tanganyika Territory	22	19	18	19	22	6,006	4,440	3,599	3,409	3,088
Mauritius and Dependencies	136	92	186	95	144	26,362	11,985	25,030	11,672	17,577
Other British Possessions	22	48	40	47	61	5,078	6,880	7,322	7,291	8,820
TOTAL BRITISH EMPIRE	709	703	1,469	775	1,241	1,58,084	1,24,944	1,52,533	1,09,058	1,55,697
Germany	159	215	263	260	148	24,346	23,979	31,390	25,790	16,715
Netherlands	20	17	66	55	51	4,635	1,771	8,995	5,477	6,068
Belgium	25	32	76	52	60	4,880	3,594	13,504	8,030	6,240
France	5	74	120	20	15	500	9,490	15,203
Italy (including Fiume)	10	..	16	5	52	1,197	..	2,106	630	6,703
Portuguese East Africa	40	54	47	46	59	10,524	12,601	8,509	7,500	9,479
Other Foreign Countries	28	30	5	41	23	6,850	3,337	884	3,755	2,861
TOTAL FOREIGN COUNTRIES	282	348	478	538	513	52,452	45,297	65,894	60,672	63,320
Share of Bengal	1	1	..	7	1	260	162	24	429	236
„ Bombay	774	821	388	1,036	1,144	1,66,778	1,36,716	1,54,165	1,42,656	1,55,833
„ Sind	240	210	293	222	301	40,724	23,936	31,564	23,753	33,771
„ Madras	1	5	24	13	255	162	512	1,212	429	24,631
„ Burma	35	104	642	30	53	2,612	6,355	31,462	2,403	4,550
TOTAL	1,051	1,141	1,947	1,308	1,754	2,10,536	1,70,241	2,18,427	1,69,730	2,19,026
Total Grain, Pulse, and Flour—	Tons	Tons	Tons	Tons	Tons					
United Kingdom (including Channel Islands)	253,068	107,297	121,609	92,855	144,099	2,52,24,087	75,40,199	88,31,038	59,84,256	99,11,270
Irish Free State (a)	—	—	—	—	183	—	—	—	..	9,527
Malta and Gozo	75	360	245	879	..	6,384	31,809	65,822	67,991
Cyprus	50	100	179	95	7	3,510	6,766	13,989	5,208	1,970
Palestine	27	208	367	96	625	4,511	24,766	35,583	8,640	74,652
Aden and Dependencies	22,198	18,010	13,315	18,708	16,164	36,41,585	21,13,774	14,30,394	14,74,202	12,34,471
Bahrain Islands	17,929	16,791	17,403	13,076	12,937	31,49,073	24,40,319	21,65,375	13,25,723	11,79,036
Ceylon (excluding Maldives)	480,823	450,474	426,465	432,712	429,314	6,01,60,845	4,02,20,886	3,70,20,536	2,96,57,377	3,11,71,713
Maldives	89	242	111	109	237	15,602	34,142	11,962	9,759	28,558
Straits Settlements	279,390	244,862	165,717	163,428	135,881	3,00,41,960	1,82,98,271	1,22,04,200	98,91,159	89,13,737
Federated Malay States	75,190	66,248	50,127	61,590	55,364	82,80,445	50,00,441	43,76,303	30,66,076	36,08,456
British Borneo	60	7,464
Hongkong	71,924	64,510	28,999	52,867	3,533	57,46,278	40,85,879	16,02,470	27,74,503	2,30,116
Gambia	2,499	..	400	775	1,000	2,29,075	..	19,707	41,248	90,957
Gold Coast (including Br. Mandated Territory of Togoland)	418	1,709	200	25	630	28,966	1,08,343	10,603	1,493	32,151
Nigeria (including Br. Man- dated Territory of Camer- oon)	1,700	681	778	61	690	1,19,318	41,788	51,985	3,966	43,073
Protectorate of S. W. Africa	24	6,890	101	164

(a) Separately shown from 1933-34. Included into "the United Kingdom" up to 1932-33.

GENERAL EXPORTS

(552)

INDIAN MERCHANDISE

No. 11—continued

ARTICLES, AND COUNTRIES OF FINAL DESTINATION ; ALSO SHARE OF EACH PROVINCE	QUANTITY					VALUE				
	1930-31	1931-32	1932-33	1933-34	1934-35	1930-31	1931-32	1932-33	1933-34	1934-35
Grain, Pulse, and Flour —concluded	Tons	Tons	Tons	Tons	Tons	R	R	R	R	R
Total Grain, Pulse, and Flour —concluded										
Tripoli (Libya)	22	63	4	2,400	5,100	213	..
French West Africa	1	150	105	11,984
Portuguese East Africa	9,810	8,274	8,467	8,010	6,610	16,50,344	11,45,923	10,07,021	7,62,738	7,01,306
Reunion	128	75	2,389	58	231	31,278	12,985	2,02,097	11,268	41,060
Italian East Africa (Somali- land and Eritrea)	4,053	6,584	4,042	3,324	3,468	7,10,615	7,18,145	4,43,440	2,94,071	3,22,568
French Somaliland	1,481	2,128	1,363	1,254	734	2,33,981	2,45,870	1,60,903	1,05,706	70,961
Abyssinia	330	23,580
United States of America—										
Vid Atlantic Coast	2,554	563	508	842	2,618	8,22,706	61,140	50,628	82,023	2,18,265
" Pacific "	7	8	4	700	20	1,358	1,936	390	20,217	3,813
Cuba	61,892	70,156	39,048	40,100	13,865	1,06,67,388	52,00,865	20,93,122	28,13,641	7,15,900
Haiti and St. Domingo	2,415	1,272	2,000	600	..	2,05,358	86,457	1,32,608	35,115	..
French West Indies	1,101	611	742	394	767	1,79,599	74,604	69,359	33,344	65,032
Colombia	895	3,430	43	..	5	7,21,515	2,38,026	3,109	..	515
Venezuela	823	1,547	938	814	9	80,077	1,12,304	64,040	45,689	458
Dutch Guiana	146	156	185	218	156	24,295	22,709	17,543	20,357	18,614
Argentine Republic (includ- ing the Atlantic Coast of Patagonia)	5,629	175	7,26,443	11,500	10
Other Islands in the Pacific	70	7,169
Other Foreign Countries	28	13	31	8	35	5,268	3,772	3,282	1,224	4,710
TOTAL 'For orders' Cargoes (a)	—	—	—	—	3,664	—	—	—	—	1,84,889
TOTAL FOREIGN COUNTRIES	1,257,401	14,81,204	1,075,720	853,038	772,817	14,07,78,200	10,59,79,171	7,84,61,468	5,06,88,562	4,05,01,310
<i>Share of Bengal</i>	154,574	150,843	150,324	131,800	122,723	2,36,45,474	1,90,31,175	1,62,27,122	1,17,76,878	1,19,50,341
" Bihar and Orissa	259	50	35,962	4,950
" Bombay	48,124	96,539	45,413	42,235	43,506	1,03,92,119	1,19,50,755	69,32,605	61,07,301	64,64,534
" Sind	279,832	128,335	97,940	58,215	88,330	3,23,12,601	1,22,07,316	99,36,280	67,01,379	78,08,738
" Madras	108,656	65,123	69,078	81,131	79,510	1,89,75,809	95,51,329	90,22,961	82,50,180	85,50,296
" Burma	2,022,404	2,173,259	1,693,030	1,555,830	1,431,006	21,34,57,336	15,02,72,955	11,86,49,395	8,56,42,698	8,36,65,965
TOTAL	2,613,849	2,614,159	2,055,783	1,870,211	1,765,075	29,08,18,701	20,37,17,980	16,07,68,863	11,74,78,536	11,84,39,874
Gums and Resins—										
<i>Arabic (H. D)—</i>	Cwts.	Cwts.	Cwts.	Cwts.	Cwts.					
United Kingdom (including Channel Islands)	489	696	134	101	199	12,940	14,993	2,755	1,522	3,024
Other British Possessions	89	223	98	64	91	3,580	5,510	2,205	1,405	2,104
TOTAL BRITISH EMPIRE	578	919	232	165	290	16,520	20,503	4,960	3,017	5,128
U. S. S. E.—										
Northern	278	7,450
Germany	463	382	158	405	54	12,740	6,034	3,935	7,167	1,356
Belgium	1,830	525	245	373	210	48,431	6,930	3,645	5,392	5,250
France	220	426	19	5,092	2,780	585
United States of America— Vid Atlantic Coast	2,989	401	491	..	93	72,169	9,545	9,440	..	1,925
Other Foreign Countries	16	68	20	21	70	686	1,977	484	500	1,700
TOTAL FOREIGN COUNTRIES	5,796	1,812	914	799	449	1,46,968	34,210	17,504	13,059	10,810
<i>Share of Bengal</i>	46	97	60	14	36	2,125	1,920	1,200	280	684
" Bombay	6,328	2,634	1,080	950	685	1,61,363	62,799	21,264	15,796	15,010
" Madras	18	350
TOTAL	6,374	2,731	1,146	964	739	1,63,488	54,719	22,464	16,076	15,044

(a) Specified separately from 1934-35 and subject to subsequent adjustment.

No. 11—continued

ARTICLES, AND COUNTRIES OF FINAL DESTINATION; ALSO SHARE OF EACH PROVINCE	QUANTITY					VALUE				
	1930-31	1931-32	1932-33	1933-34	1934-35	1930-31	1931-32	1932-33	1933-34	1934-35
Gums and Resins— continued										
<i>Benjamin (II. D)—</i>										
TOTAL BRITISH EMPIRE . . .	12	8	6	2	16	582	512	295	100	350
TOTAL FOREIGN COUNTRIES . . .	0	4	0	..	154	850	1,160	268	..	4,020
Share of Bengal	2	3	3	1	154	60	75	185	57	4,020
„ Bombay	18	8	10	1	16	1,292	510	298	50	350
„ Madras	1	1	2	80	77	50
TOTAL	21	12	15	2	170	1,432	662	568	190	4,970
<i>Olibanum or Frankincense (II. D)—</i>										
TOTAL BRITISH EMPIRE . . .	119	180	..	4	3	1,625	2,000	..	90	120
TOTAL FOREIGN COUNTRIES . . .	479	62	68	..	31	11,761	1,035	4,045	..	1,123
Share of Bengal	6	123
„ Bombay	598	192	88	4	28	13,356	3,035	4,045	90	1,120
TOTAL	598	192	88	4	34	13,386	3,035	4,045	90	1,243
<i>Rosin (II. D)—</i>										
United Kingdom (including Channel Islands)	8,000	1,020	12,900	5,020	2,268	1,00,000	11,537	1,45,145	62,097	24,100
Ceylon (excluding Maldives).	7	..	56	401	607	210	..	661	5,030	6,607
Hongkong	34	178	1,000	7,500
Commonwealth of Australia.	604	10,616	7,813	3,146	5,796	8,500	1,42,125	1,08,598	31,701	52,508
Other British Possessions	11	89	37	105	80	195	1,181	678	1,300	978
TOTAL BRITISH EMPIRE	8,656	11,903	20,806	9,362	8,815	1,09,905	1,62,293	2,55,072	1,01,028	34,543
Germany	520	5,850
Italy (including Fiume)	4,360	1,940	600	840	3,802	54,345	21,825	6,750	9,450	42,725
Java	508	4,500
Other Foreign Countries	185	70	134	150	195	1,831	1,066	1,047	1,771	2,374
TOTAL FOREIGN COUNTRIES	4,495	2,525	1,254	990	3,997	56,176	27,391	14,247	11,221	45,000
Share of Bengal	615	11,362	7,887	3,661	6,735	8,695	1,54,304	1,09,742	37,066	61,185
„ Bombay	87	106	90	65	85	1,976	1,405	1,142	818	1,174
„ Sind	12,449	2,970	14,083	6,620	5,992	1,55,410	33,375	1,58,435	74,426	67,283
TOTAL	18,151	14,428	22,060	10,352	12,812	1,66,081	1,89,684	2,69,319	1,22,249	1,20,042
<i>Other resins (II. D)—</i>										
United Kingdom (including Channel Islands)	544	592	936	1,302	2,278	16,390	11,795	23,182	32,043	48,975
Straits Settlements	27	328	259	47	61	818	6,841	4,891	789	1,287
Hongkong	472	468	1,224	794	955	10,585	11,484	19,981	16,687	24,175
Other British Possessions	85	210	125	182	161	2,466	3,727	2,819	3,141	4,569
TOTAL BRITISH EMPIRE	1,128	1,598	2,544	2,365	3,455	30,259	33,847	50,878	53,210	79,045

GENERAL EXPORTS

(554)

INDIAN MERCHANDISE

No. 11—continued

ARTICLES AND COUNTRIES OF FINAL DESTINATION; ALSO SHARE OF EACH PROVINCE	QUANTITY					VALUE				
	1930-31	1931-32	1932-33	1933-34	1934-35	1930-31	1931-32	1932-33	1933-34	1934-35
Gums and Resins—contd.										
<i>Other sorts (H. D)—contd.</i>	Cwts.	Cwts.	Cwts.	Cwts.	Cwts.	R	R	R	R	R
Germany	11,493	7,834	9,852	18,033	19,973	4,77,022	2,57,736	3,45,413	4,93,970	5,70,652
Netherlands	671	817	1,898	2,206	1,402	27,200	8,566	32,168	30,096	32,188
Belgium	2,575	1,209	1,383	2,110	463	53,052	19,447	22,880	41,410	12,520
France	862	619	479	466	735	28,751	14,639	10,800	14,526	27,441
United States of America—										
Vid Atlantic Coast	27,078	30,838	22,208	29,885	27,024	8,00,002	8,07,843	5,46,214	6,32,868	6,62,639
Other Foreign Countries	35	154	167	224	145	2,796	5,336	3,302	6,766	3,900
TOTAL FOREIGN COUNTRIES	42,704	41,471	35,987	58,824	60,392	14,60,118	11,13,659	9,60,782	12,25,624	13,09,340
<i>Share of Bengal</i>	<i>56</i>	<i>48</i>	<i>72</i>	<i>313</i>	<i>85</i>	<i>2,723</i>	<i>936</i>	<i>1,398</i>	<i>9,894</i>	<i>2,103</i>
<i> " Bombay</i>	<i>43,239</i>	<i>42,813</i>	<i>38,314</i>	<i>55,487</i>	<i>53,528</i>	<i>14,50,603</i>	<i>11,37,537</i>	<i>10,02,581</i>	<i>12,57,231</i>	<i>13,79,372</i>
<i> " Sind</i>	<i>622</i>	<i>180</i>	<i>90</i>	<i>356</i>	<i>189</i>	<i>26,795</i>	<i>7,275</i>	<i>3,892</i>	<i>10,901</i>	<i>6,350</i>
<i> " Madras</i>	<i>5</i>	<i>17</i>	<i>28</i>	<i>41</i>	<i>45</i>	<i>141</i>	<i>208</i>	<i>584</i>	<i>490</i>	<i>520</i>
<i> " Burma</i>	<i>..</i>	<i>17</i>	<i>27</i>	<i>12</i>	<i>..</i>	<i>50</i>	<i>1,500</i>	<i>2,700</i>	<i>925</i>	<i>..</i>
TOTAL	43,832	43,069	38,531	58,200	53,847	14,30,372	11,47,606	10,11,155	12,78,834	13,88,345
Total Gums and Resins—	Cwts.	Cwts.	Cwts.	Cwts.	Cwts.					
United Kingdom (including Channel Islands)	9,033	2,308	18,970	7,083	4,740	1,29,330	38,325	1,71,082	97,462	76,099
Ceylon (excluding Maldives)	66	169	118	572	733	1,663	2,263	2,042	6,282	7,663
Straits Settlements	40	426	330	62	102	2,823	8,808	5,855	1,041	1,971
Hongkong	608	851	1,224	794	965	12,586	23,234	19,081	16,887	24,626
Commonwealth of Australia	656	10,658	7,737	3,204	5,842	10,376	1,43,489	1,09,075	33,141	54,397
Other British Possessions	72	147	109	203	197	2,114	3,036	2,665	3,182	4,801
TOTAL BRITISH EMPIRE	10,493	14,558	23,488	11,918	12,579	1,58,891	2,19,155	3,10,700	1,57,445	1,69,146
U. S. S. R.—										
Northern	278	7,450
Germany	12,138	8,187	10,530	10,388	20,027	4,92,303	2,64,032	3,55,203	5,01,187	5,72,008
Netherlands	671	838	1,898	2,206	1,462	27,200	9,186	32,168	30,085	32,188
Belgium	4,405	1,756	1,628	2,483	683	1,02,488	26,602	26,525	46,802	17,770
France	1,072	1,125	479	466	770	33,843	25,019	10,800	14,525	29,026
Italy (including Flume)	4,406	2,012	621	870	3,820	55,945	24,252	7,380	10,950	43,075
United States of America—										
Vid Atlantic Coast	30,184	31,249	22,785	29,885	27,874	9,37,326	8,17,538	5,59,654	6,32,868	6,69,184
Other Foreign Countries	320	708	411	365	398	9,138	9,822	5,116	8,437	7,762
TOTAL FOREIGN COUNTRIES	53,483	45,874	38,352	55,613	55,023	16,65,868	11,76,451	9,96,846	12,49,904	13,71,003
<i>Share of Bengal</i>	<i>719</i>	<i>11,494</i>	<i>8,022</i>	<i>3,989</i>	<i>7,016</i>	<i>13,603</i>	<i>1,57,885</i>	<i>1,12,525</i>	<i>46,610</i>	<i>65,620</i>
<i> " Bombay</i>	<i>50,260</i>	<i>45,753</i>	<i>39,588</i>	<i>56,507</i>	<i>54,342</i>	<i>16,28,680</i>	<i>11,95,286</i>	<i>10,29,330</i>	<i>12,73,978</i>	<i>13,97,026</i>
<i> " Sind</i>	<i>12,971</i>	<i>3,150</i>	<i>14,173</i>	<i>6,982</i>	<i>6,181</i>	<i>1,82,225</i>	<i>40,650</i>	<i>1,62,327</i>	<i>85,328</i>	<i>73,633</i>
<i> " Madras</i>	<i>6</i>	<i>18</i>	<i>30</i>	<i>41</i>	<i>63</i>	<i>221</i>	<i>285</i>	<i>664</i>	<i>490</i>	<i>870</i>
<i> " Burma</i>	<i>..</i>	<i>17</i>	<i>27</i>	<i>12</i>	<i>..</i>	<i>60</i>	<i>1,500</i>	<i>2,700</i>	<i>925</i>	<i>..</i>
TOTAL	61,976	60,432	61,840	67,631	67,602	18,24,759	13,95,606	13,07,546	14,07,349	15,40,149
Hardware and cutlery, in- cluding platedware (III. D)—										
United Kingdom (including Channel Islands)	—	—	—	—	—	44,712	18,900	20,737	10,950	3,542
Aden and Dependencies	—	—	—	—	—	25,591	26,111	37,657	31,380	27,223
Bahrain Islands	—	—	—	—	—	16,954	4,208	8,971	6,535	6,497
Ceylon (excluding Maldives)	—	—	—	—	—	2,21,394	96,536	1,01,658	79,011	99,646
Straits Settlements	—	—	—	—	—	1,70,746	85,085	29,009	37,479	20,252
Hongkong	—	—	—	—	—	280	540	300	1,526	8,927
Zanzibar and Pemba	—	—	—	—	—	8,809	8,616	5,762	5,941	8,094
Kenya Colony	—	—	—	—	—	26,555	20,985	14,781	19,656	24,997

No. 11—continued

ARTICLES, AND COUNTRIES OF FINAL DESTINATION; ALSO SHARE OF EACH PROVINCE	QUANTITY					VALUE				
	1930-31	1931-32	1932-33	1933-34	1934-35	1930-31	1931-32	1932-33	1933-34	1934-35
						R	R	R	Rs	R
Hardware and cutlery, in- cluding platedware (III. D) —contd.										
Tanganyika Territory . . .	—	—	—	—	—	5,336	2,980	3,050	3,270	7,073
Anglo-Egyptian Sudan . . .	—	—	—	—	—	25,702	18,994	11,142	15,130	13,040
Fiji Islands	—	—	—	—	—	4,068	2,280	5,156	4,297	5,336
Other British Possessions . . .	—	—	—	—	—	19,715	7,908	11,245	17,464	20,400
TOTAL BRITISH EMPIRE . . .	—	—	—	—	—	579,942	2,34,102	2,45,058	2,38,128	2,43,026
Norway	—	—	—	—	—	5,615	600	2,960
Germany	—	—	—	—	—	10,640	1,460	4,998	545	3,940
France	—	—	—	—	—	1,371	497	12,512	400	235
Italy (including Fiume)	—	—	—	—	—	10,781	1,337	..	40	22,740
Maskat Territory and Trucial Oman	—	—	—	—	—	14,015	15,080	28,536	10,285	13,101
Other Native States in Arabia	—	—	—	—	—	17,847	6,166	9,038	14,683	18,636
Iraq	—	—	—	—	—	29,505	19,535	16,356	28,591	30,565
Iran	—	—	—	—	—	11,946	5,958	5,117	14,103	18,911
Java	—	—	—	—	—	30,107	12,642	18,187	3,585	4,875
Japan	—	—	—	—	—	630	692	4,974	19,902	5,738
Portuguese East Africa	—	—	—	—	—	27,066	14,789	10,118	14,150	6,187
United States of America—										
Vid Atlantic Coast	—	—	—	—	—	4,990	2,666	616	3,040	..
" Pacific "	—	—	—	—	—	3,738
Other Foreign Countries	—	—	—	—	—	10,639	11,263	10,158	11,359	11,870
TOTAL FOREIGN COUNTRIES . . .	—	—	—	—	—	1,82,275	91,844	1,05,920	1,10,883	1,40,767
Share of Bengal	—	—	—	—	—	2,96,425	1,09,039	1,06,131	83,120	68,246
" Bombay	—	—	—	—	—	2,20,491	1,44,227	1,34,571	1,61,083	1,33,791
" Sind	—	—	—	—	—	46,665	15,509	16,568	21,185	26,287
" Madras	—	—	—	—	—	1,37,119	50,550	85,012	72,241	97,537
" Burma	—	—	—	—	—	12,617	6,615	9,708	14,792	7,932
TOTAL	—	—	—	—	—	7,62,217	3,25,946	3,50,978	3,59,021	3,83,793
Hides and skins, raw—										
Hides, raw—										
Buffalo Hides (II E)—	Tons	Tons	Tons	Tons	Tons					
United Kingdom (including Channel Islands)	437	320	169	283	343	2,07,624	1,59,992	35,753	61,344	65,647
Other British Possessions	1	8	..	5	5	906	2,728	207	938	1,815
Total 'For Orders' Cargoes(a)	—	—	—	—	36	—	—	—	—	5,260
TOTAL BRITISH EMPIRE . . .	438	328	169	288	384	2,08,530	1,62,720	36,060	62,282	72,722
Finland	42	8	..	1	1	38,920	2,320	..	720	274
Sweden	96	28	20	23	43	79,969	10,637	18,292	11,319	20,801
Norway	7	12	4	9	17	2,897	3,625	1,609	3,897	7,404
Poland (including Danzig)	2	5	..	3	12	2,250	3,354	..	1,337	6,502
Germany	1,187	605	233	470	357	10,68,504	4,83,334	1,25,860	2,61,378	1,83,061
Netherlands	22	3	38	13	12	23,861	1,538	10,615	7,294	7,361
Belgium	8	18	10	20	41	7,847	10,417	9,147	11,476	10,622
France	14	11	6	31	22	14,209	7,083	3,553	4,960	8,944
Spain	62	24	81	2	30	52,425	10,994	8,092	1,177	15,580
Italy (including Fiume)	111	71	78	186	125	72,853	30,972	31,079	67,949	54,125
Czechoslovakia	3	11	13	2,684	6,200	6,837
Bulgaria	620	543	121	156	218	4,63,292	2,36,441	62,522	85,462	1,16,403
Greece (including Crete)	551	137	392	812	609	4,05,239	87,531	1,99,573	3,02,960	3,17,673

(a) Specified separately from 1934-35 and subject to subsequent adjustment.

GENERAL EXPORTS

(556)

INDIAN MERCHANDISE

No. 11—continued

ARTICLES, AND COUNTRIES OF FINAL DESTINATION; ALSO SHARE OF EACH PROVINCE	QUANTITY					VALUE				
	1930-31	1931-32	1932-33	1933-34	1934-35	1930-31	1931-32	1932-33	1933-34	1934-35
	Tons	Tons	Tons	Tons	Tons	₹	₹	₹	₹	₹
Hides and skins, raw— continued										
<i>Hides, raw—continued</i>										
<i>Buffalo hides (H. E)—continued</i>										
Turkey, European	599	382	204	312	214	3,13,189	1,25,306	50,064	1,28,080	62,795
Turkey, Asiatic	210	207	103	123	55	76,132	66,226	28,334	23,658	10,361
Syria	7	12	..	43	118	3,851	7,050	..	10,766	25,980
Iran	24	3	..	3	27	16,515	1,402	..	1,464	25,810
Egypt	123	140	125	313	355	65,774	59,801	36,094	80,390	98,641
Tripoli (Libya)	3	42	7	1,574	14,978	1,907
United States of America—										
<i>Vid Atlantic Coast</i>	66	51	..	135	170	70,237	38,742	..	76,500	95,479
Other Foreign Countries	11	..	29	4	6	8,132	203	7,030	2,325	2,870
Total ' For orders ' Cargoes(a)	—	—	—	—	2	—	—	—	—	373
TOTAL FOREIGN COUNTRIES	3,768	2,368	1,304	2,659	2,454	27,89,004	12,17,144	5,96,064	11,73,056	10,88,868
<i>Share of Bengal</i>	3,065	1,608	776	1,396	1,529	24,08,685	9,35,204	4,06,308	7,68,054	8,16,401
" <i>Bombay</i>	67	145	51	136	64	45,145	73,015	18,790	63,724	24,668
" <i>Sind</i>	457	124	198	323	391	3,32,373	67,472	89,451	2,40,570	1,62,498
" <i>Madras</i>	2	..	5	2	..	540	367	938	315
" <i>Burma</i>	617	325	540	387	552	2,12,291	2,24,633	1,16,768	1,72,052	1,58,708
TOTAL	4,206	2,702	1,563	2,947	2,838	29,98,494	13,05,864	6,32,024	12,35,338	11,61,500
Cow Hides (H. E)—										
United Kingdom (including Channel Islands)	1,142	1,033	1,181	2,766	2,670	5,22,018	3,63,054	3,86,141	9,91,707	9,11,590
Palestine	12	6,437
Bahrain Islands	20	3	8,161	1,137
Ceylon (excluding Maldives)	18	121	120	9,428
Straits Settlements	8	44	6,000	16,434
Union of South Africa	8	..	1	6	..	7,764	..	547	4,174
Other British Possessions	1	7	635	4,000	..	55	..
Total ' For orders ' Cargoes(a)	—	—	—	—	169	—	—	—	—	40,810
TOTAL BRITISH EMPIRE	1,151	1,112	1,184	2,767	2,875	5,28,653	3,99,463	3,87,899	9,92,429	9,72,448
Finland	474	392	365	652	1,216	3,76,605	2,48,535	1,72,906	3,48,339	6,44,959
Sweden	895	520	420	458	574	7,76,449	3,34,544	2,25,274	2,59,822	2,94,138
Norway	534	550	377	450	637	4,22,592	3,17,062	1,96,748	2,45,912	3,39,011
Poland (including Danzig)	11	64	11,508	34,953
Germany	5,843	4,355	3,413	5,115	4,841	50,93,859	27,21,224	18,16,787	31,34,357	27,10,924
Netherlands	907	491	614	1,103	1,726	10,29,409	3,71,820	4,16,568	6,48,321	9,83,423
Belgium	30	10	1	7	177	84,856	10,244	243	4,973	1,05,059
France	82	18	..	324	173	19,719	9,098	..	1,48,357	97,809
Spain	1,559	1,195	688	591	493	12,89,857	7,44,795	3,53,330	3,28,844	2,90,205
Portugal (including Azores and Madeira)	14	..	1	6,350	..	762
Italy (including Fiume)	4,263	3,232	2,724	3,621	4,050	31,27,870	15,55,750	11,86,584	16,31,747	22,10,489
Czechoslovakia	250	99	189	158	232	1,78,571	56,287	82,711	81,760	1,20,876
Yugoslavia (Kingdom of the Serbs-Croats and Slovenes)	41	82,587
Bulgaria	323	311	139	52	161	2,38,881	1,77,205	69,996	20,020	91,989
Roumania	5	10	27	45	..	3,075	5,570	11,800	18,910	..
Greece (including Crete)	751	605	773	828	797	4,08,756	3,11,361	3,14,665	4,11,771	3,59,183
Turkey, European	400	495	283	241	45	2,66,041	2,44,479	1,22,035	1,20,077	15,041
Turkey, Asiatic	6	27	39	1	3	2,982	6,229	12,795	400	505
Syria	2	4	41	920	1,550	15,203
Japan	7	59	85	259	183	4,513	42,669	22,631	1,05,202	95,745
Portuguese East Africa	14	14,625
Egypt	205	85	147	81	189	1,25,304	43,286	33,415	30,728	72,712

(a) Specified separately from 1934-35 and subject to subsequent adjustment.

No. 11—continued

ARTICLES, AND COUNTRIES OF FINAL DESTINATION ; ALSO SHARE OF EACH PROVINCE	QUANTITY					VALUE				
	1930-31	1931-32	1932-33	1933-34	1934-35	1930-31	1931-32	1932-33	1933-34	1934-35
Hides and skins, raw— continued						R	R	R	R	R
<i>Hides, raw—continued</i>										
Cow hides (H. E)—contd.	Tons	Tons	Tons	Tons	Tons					
Tripoli (Libya)	2	..	24	462	..	12,360
United States of America— Vid Atlantic Coast	150	95	74	41,817	48,173	39,261
„ Pacific „	18	11,285	..
Other Foreign Countries	8	..	5	..	13	6,179	..	1,869	..	7,056
Total 'For orders' Cargoes(a)	—	—	—	—	36	—	—	—	—	13,336
TOTAL FOREIGN COUNTRIES	16,669	12,458	10,255	14,000	10,306	1,36,63,844	72,02,168	50,47,769	70,03,167	86,86,580
<i>Share of Bengal</i>	<i>18,126</i>	<i>9,094</i>	<i>7,572</i>	<i>10,802</i>	<i>12,921</i>	<i>1,01,91,687</i>	<i>54,33,539</i>	<i>39,02,143</i>	<i>61,18,780</i>	<i>68,72,039</i>
„ Bombay	967	349	418	762	1,497	9,34,772	2,49,623	2,30,659	4,09,720	7,94,315
„ Sind	1,731	1,104	686	1,404	1,359	16,19,099	8,59,909	4,27,182	9,54,937	8,75,997
„ Madras	1	2	21	190	..	449	1,420	11,678
„ Burma	2,996	2,053	2,762	3,896	3,473	13,46,749	10,53,500	8,74,735	11,70,733	10,04,505
TOTAL	17,820	13,570	11,439	16,866	19,271	1,40,92,497	76,01,621	54,95,168	86,55,596	95,59,034
Calf skins—										
Buffalo Calf skins (H. E)—	Tons	Tons	Tons	Tons	Tons					
United Kingdom (including Channel Islands)	25	0	11	2	17	16,912	3,156	3,383	1,082	6,026
Other British Possessions	2
TOTAL BRITISH EMPIRE	25	0	11	2	17	16,914	3,156	3,383	1,082	6,026
Finland	2	16	679	5,909
Germany	91	63	4	19	54	74,001	45,689	1,631	6,819	31,140
Netherlands	42	22	34	32	45	23,028	10,994	17,553	16,080	31,050
Belgium	8	5,611	125	125
Spain	30	6	28	16	5	16,531	1,581	11,056	5,677	1,793
Italy (including Fiume)	99	35	54	68	50	67,928	16,108	21,102	20,183	24,296
Egypt	28	7	18,204	212
United States of America— Vid Atlantic Coast	6	1	..	97	90	6,060	211	194	51,545	28,303
Other Foreign Countries	2	2	12	12	14	1,623	1,136	4,201	4,216	4,965
TOTAL FOREIGN COUNTRIES	306	129	132	246	281	2,13,881	76,869	66,737	1,05,824	1,28,783
<i>Share of Bengal</i>	<i>..</i>	<i>..</i>	<i>1</i>	<i>..</i>	<i>4</i>	<i>..</i>	<i>..</i>	<i>543</i>	<i>126</i>	<i>1,762</i>
„ Bombay	14	2	2	5,900	919	1,376
„ Sind	317	132	140	348	294	2,83,393	78,106	57,302	1,06,056	1,33,647
„ Madras	2	225	..
TOTAL	331	135	143	248	298	2,29,795	79,025	69,120	1,06,406	1,35,409
Cow Calf skins (H. E)—										
TOTAL BRITISH EMPIRE	5	2	2	591	196	2,578	3,550
Germany	74	..	21	2	5	84,419	..	17,205	1,719	3,378
Netherlands	74	58	53	4	..	60,943	43,210	43,277	1,700	..
Belgium	30	8	33,690	2,812
France	8	9	1	2	1	7,640	6,530	790	2,274	467
Spain	197	96	105	115	51	1,90,759	77,117	69,013	80,428	25,239
Italy (including Fiume)	25	34	20	64	112	22,203	18,002	9,563	36,010	52,404
Japan	8	..	7	6,601	110	5,745	..
United States of America— Vid Atlantic Coast	4	3	27	4,166	443	3,691	5,725
Other Foreign Countries	4	8	472	2,102	4,059
TOTAL FOREIGN COUNTRIES	408	212	200	193	180	4,00,163	1,61,539	1,33,401	1,32,067	91,302

(a) Specified separately from 1934-35 and subject to subsequent adjustment.

GENERAL EXPORTS

(558)

INDIAN MERCHANDISE

No. 11—continued

ARTICLES, AND COUNTRIES OF FINAL DESTINATION; ALSO SHARE OF EACH PROVINCE	QUANTITY					VALUE				
	1930-31	1931-32	1932-33	1933-34	1934-35	1930-31	1931-32	1932-33	1933-34	1934-35
Hides and skins, raw— continued						R	R	R	R	R
Hides, raw—continued										
Calf skins—contd.	Tons	Tons	Tons	Tons	Tons					
Ow Calf skins (II. E) —contd.										
Share of Bengal . . .	12	10	..	7	16	10,738	8,609	..	5,644	7,925
„ Bombay . . .	6	..	1	..	7	4,527	4,225	1,168	2,762	9,975
„ Sind . . .	390	198	199	196	169	3,53,838	1,46,994	1,32,429	1,26,133	77,011
„ Madras	4	2	2,102	..	101	..
TOTAL	408	212	200	203	182	4,09,155	1,61,930	1,33,597	1,34,645	84,912
Total Calf skins (II. E)—	Tons	Tons	Tons	Tons	Tons					
United Kingdom (including Channel Islands) . . .	25	6	11	7	18	15,912	3,547	3,509	3,660	9,676
Other British Possessions	1	4	..	10	..	509
TOTAL BRITISH EMPIRE	25	6	11	7	19	15,916	3,547	3,579	3,660	10,176
Finland	2	16	679	5,999
Germany . . .	165	63	25	21	59	1,58,420	45,839	18,836	8,538	34,518
Netherlands . . .	116	80	87	36	45	92,986	54,204	60,280	17,780	31,950
Belgium . . .	38	3	39,301	2,812	..	125	125
France . . .	9	9	1	2	5	8,500	6,539	790	2,274	2,229
Spain . . .	227	102	133	131	56	2,07,290	73,698	74,069	86,105	27,032
Italy (including Fiume) . . .	124	69	74	132	162	90,126	36,100	29,695	50,793	70,790
Greece (including Crete)	4	13	788	1,621	5,633
Japan	8	..	7	2	..	6,601	110	5,745	676
Egypt . . .	28	7	18,204	212
United States of America— Via Atlantic Coast . . .	6	1	..	101	93	6,987	4,377	637	55,136	34,028
Other Foreign Countries . . .	1	6	12	8	3	472	3,238	4,201	2,595	903
TOTAL FOREIGN COUNTRIES	714	341	332	444	461	6,23,034	2,37,403	1,89,138	2,37,391	2,20,145
Share of Bengal . . .	12	10	1	7	20	10,738	8,609	542	5,769	9,688
„ Bombay . . .	20	2	3	..	7	10,427	5,144	2,444	2,762	9,975
„ Sind . . .	707	331	339	444	453	6,17,781	2,26,200	189,731	2,32,194	2,10,658
„ Madras	4	326	..
„ Burma	4	2,102
TOTAL	739	347	343	451	480	6,38,050	2,40,955	1,92,717	2,41,051	2,30,321
Other hides (II. E)—	Tons	Tons	Tons	Tons	Tons					
United Kingdom (including Channel Islands) . . .	37	5	..	11	..	20,204	800	..	1,610	..
Bahrain Islands	3	508
TOTAL BRITISH EMPIRE	37	8	..	11	..	20,204	1,368	..	1,610	..
United States of America— Via Atlantic Coast . . .	6	7,031
Other Foreign Countries . . .	11	1	3	3,254	210	469
TOTAL FOREIGN COUNTRIES	17	1	3	10,885	210	469
Share of Mad . . .	54	6	3	11	..	31,039	1,573	469	1,610	..

GENERAL EXPORTS

(560)

INDIAN MERCHANDISE

No. 11—continued

ARTICLES, AND COUNTRIES OF FINAL DESTINATION; ALSO SHARE OF EACH PROVINCE	QUANTITY					VALUE				
	1930-31	1931-32	1932-33	1933-34	1934-35	1930-31	1931-32	1932-33	1933-34	1934-35
Hides and skins, raw—con-						R	R	R	R	R
tinued										
<i>Skins, raw—contd.</i>										
<i>Goat skins (H. E.)—contd.</i>	Tons	Tons	Tons	Tons	Tons					
Germany	66	123	122	169	88	1,91,187	1,36,087	3,64,536	5,07,573	1,60,023
Netherlands	441	368	406	992	449	12,96,176	8,67,740	11,05,558	17,47,250	6,94,782
Belgium	202	247	249	149	112	8,76,839	7,48,352	5,72,755	4,45,099	2,23,474
France	567	899	355	390	231	13,04,003	10,85,658	8,07,711	5,73,803	4,46,808
Spain	12	53	38	21	9	17,969	76,078	40,100	36,300	14,750
Switzerland	3	7,600
Yugoslavia (Kingdom of the Serbs, Croats and Slovenes)	37	1,37,376
Italy (including Fiume)	68	76	163	148	280	1,35,149	1,60,588	2,86,661	3,72,741	5,06,533
Czechoslovakia	46	158	183	1,73,824	3,81,735	4,13,763
China (exclusive of Hong- kong and Macao)	1	6,697
Japan	12	..	3	3	..	25,000	2,000	9,801	2,615
Egypt	7	92,500
United States of America—										
<i>Via Atlantic Coast</i>	14,711	11,616	7,635	11,805	9,675	2,65,88,960	1,77,39,560	86,64,107	1,51,43,785	1,08,60,450
<i>" Pacific</i>	6	29	10,000	20,450
<i>Other Foreign Countries</i>	3	..	4	2	3	2,832	30	4,938	5,410	6,099
TOTAL FOREIGN COUNTRIES	16,080	12,894	9,144	13,623	10,969	2,94,73,115	2,08,59,663	1,21,58,965	1,92,33,557	1,32,49,300
<i>Share of Bengal</i>	6,892	8,213	6,386	9,449	7,452	1,91,62,132	1,60,81,983	1,16,15,613	1,78,15,424	1,17,56,827
<i>" Bombay</i>	6,083	1,665	1,592	3,922	2,884	62,67,321	19,95,446	15,64,912	30,50,849	29,14,756
<i>" Sind</i>	4,445	4,297	3,401	4,801	3,042	64,34,918	60,84,764	31,11,664	46,27,099	24,92,818
<i>" Madras</i>	995	1,238	773	909	491	27,30,124	26,57,233	16,83,624	21,40,801	9,12,639
<i>" Burma</i>	2	4	699	1,515	8,061
TOTAL	17,415	15,613	12,152	18,183	13,878	3,35,95,525	2,58,19,431	1,78,65,818	2,76,65,688	1,80,72,991
Sheep skins (H. E.)—										
United Kingdom (including Channel Islands)	20	33	23	84	65	49,754	1,03,829	67,615	1,95,412	4,57,998
Ceylon (excluding Maldives)	..	2	11	6	10	9,672	7,298	8,588	5,092	6,105
Commonwealth of Australia	23	..	1	..	20	41,674	554
TOTAL BRITISH EMPIRE	20	35	34	113	75	59,427	1,11,147	76,223	2,42,178	4,64,657
Sweden	68	34	64	99,434	35,706	52,050
Germany	64	5	18	148	173	92,765	16,470	12,338	1,25,665	1,59,973
Netherlands	29	15	39	96	12	43,660	12,187	28,687	69,666	10,737
Belgium	4	7	..	4,830	12,009	..
France	197	68	26	130	67	2,88,682	91,040	30,882	96,779	2,39,997
Italy (including Fiume)	263	360	454	731	797	8,28,132	2,99,064	3,16,569	5,57,333	5,94,595
Czechoslovakia	8	5,000
Japan	8	11	..	18	277	3,104	9,513
United States of America—										
<i>Via Atlantic Coast</i>	14	8	6	6	24	22,099	2,976	9,857	22,893	82,235
<i>Other Foreign Countries</i>	6	9	468	..	178	3,565	5,105
TOTAL FOREIGN COUNTRIES	639	485	602	1,131	1,101	8,76,900	4,56,461	4,50,838	8,90,905	11,07,155
<i>Share of Bengal</i>	16	37	129	140	2,729	16,230	28,058	78,491	1,02,607
<i>" Bombay</i>	16	28	60	80	126	30,328	96,388	90,487	1,08,371	7,61,204
<i>" Sind</i>	573	438	524	947	891	7,30,049	3,96,924	3,85,388	7,32,524	7,03,666
<i>" Madras</i>	71	38	15	90	13	1,26,230	68,066	13,128	2,12,153	11,348
<i>" Burma</i>	7	6	1,544	3,197
TOTAL	659	520	636	1,244	1,176	9,30,827	5,67,608	5,27,056	11,38,088	15,71,812

No. 11—continued

ARTICLES, AND COUNTRIES OF FINAL DESTINATION; ALSO SHARE OF EACH PROVINCE	QUANTITY					VALUE				
	1930-31	1931-32	1932-33	1933-34	1934-35	1930-31	1931-32	1932-33	1933-34	1934-35
	Tons	Tons	Tons	Tons	Tons	R	R	R	R	R
Hides and skins, raw— <i>skins, raw—continued</i>										
Other skins (II. E)—										
United Kingdom (including Channel Islands)	58	36	46	76	28	4,43,402	1,75,222	3,21,846	5,03,138	1,55,128
Ceylon (excluding Maldives)	1	3	..	1,400	155	27,712	10,508	..
Straits Settlements	150	521	0,427	..
Hongkong	1	1	5,513	7,687	1,472	1,743	..
Commonwealth of Australia	4	23	34	23	0	47,990	1,07,509	1,93,859	1,01,008	20,131
Other British Possessions	4,085	200	150	15	..
TOTAL BRITISH EMPIRE	62	59	82	102	37	5,02,480	2,90,923	5,16,560	6,22,534	1,84,254
Germany	23	38	147	118	14	1,73,234	70,849	4,01,433	6,85,650	70,398
Netherlands	44	16	51	20	3	3,48,694	73,437	2,10,092	2,33,850	32,638
Belgium	4	3	3	19,900	14,318	9,100	525
France	88	108	161	131	32	4,80,284	3,70,422	12,26,762	10,82,120	1,45,805
Spain	2	38	31,200
Italy (including Flume)	8	11	1	1,447	..	33,975	1,86,885	4,582
Czechoslovakia	1	2	5,009	20,000	1,150
China (exclusive of Hongkong and Macao)	1	..	1	1	2,809	2,437	2,475	7,071	3,854
United States of America—										
Via Atlantic Coast	14	14	90	85	20	2,17,967	1,52,300	4,72,457	6,76,976	1,26,357
Other Foreign Countries	1	800	2,173	240	708	4,050
TOTAL FOREIGN COUNTRIES	164	272	446	380	78	12,10,825	7,02,513	24,56,742	29,02,207	4,20,559
<i>Share of Bengal</i>	193	315	438	429	54	13,30,585	3,49,760	27,09,780	32,24,800	4,35,322
" Bombay	7	7	30	34	16	1,35,144	82,709	2,22,216	1,88,849	1,03,862
" Sind	2	6	6	12	9	19,716	35,609	25,677	78,020	65,197
" Madras	34	3	4	7	..	2,33,591	25,213	14,128	31,073	50
" Burma	1	269	150	521	3,302	392
TOTAL	226	381	528	482	110	17,22,305	9,93,441	29,72,302	35,24,741	6,04,818
Total Skins, raw—	Tons	Tons	Tons	Tons	Tons					
United Kingdom (including Channel Islands)	1,080	2,505	2,680	4,408	2,568	31,93,591	46,54,547	53,55,176	84,07,118	40,11,558
Irish Free State*	—	—	—	7	..	—	—	—	7,500	..
Ceylon (excluding Maldives)	3	14	0	10	11,194	7,468	38,216	17,254	0,128
Straits Settlements	150	521	0,427	250
Hongkong	1	1	5,513	7,687	1,472	1,743	..
Canada—										
Via Atlantic Coast	1	1	5,455	4,500
Commonwealth of Australia	334	304	429	344	437	14,58,127	6,87,281	9,03,101	8,50,304	8,52,023
New Zealand	7	1	4,102	..	50	6,397	2,625
Other British Possessions	2	1,423	200	100	15	..
TOTAL BRITISH EMPIRE	1,417	2,813	3,124	4,775	3,010	46,79,317	53,61,818	62,98,686	92,66,843	54,72,593
Sweden	69	34	66	1,01,973	35,706	53,128	150	50
Germany	153	166	282	435	275	4,57,206	2,29,006	8,62,302	13,18,897	3,06,394
Netherlands	514	399	586	1,110	464	10,88,430	9,78,864	13,44,337	20,50,550	7,38,157
Belgium	206	251	252	150	112	8,81,669	7,68,252	5,97,073	4,66,199	2,23,099
France	847	665	532	651	330	20,72,969	15,47,120	20,65,345	17,52,782	9,32,805
Spain	12	53	38	21	13	17,969	76,078	40,100	30,338	47,450
Switzerland	3	7,500
Italy (including Flume)	331	436	620	890	1,084	4,64,728	4,59,652	6,36,605	11,16,959	11,95,710
Czechoslovakia	46	140	101	1,78,624	4,01,735	4,19,913
Yugoslavia Kingdom of the Serbs-Croats and Slovenes	37	1,37,375

*Separately shown from 1933-34.

No. 11—continued

ARTICLES, AND COUNTRIES OF FINAL DESTINATION; ALSO SHARE OF EACH PROVINCE	QUANTITY					VALUE				
	1930-31	1931-32	1932-33	1933-34	1934-35	1930-31	1931-32	1932-33	1933-34	1934-35
	Tons	Tons	Tons	Tons	Tons	R	R	R	R	R
Hides and skins, raw — concluded										
<i>Total Hides and Skins, raw (excluding cuttings of Hides and Skins, raw) — continued</i>										
Bulgaria	948	859	260	208	370	7,02,173	4,16,233	1,32,518	1,14,482	2,07,482
Roumania	10	10	27	46	..	7,462	5,570	11,870	18,010	..
Greece (including Crete)	1,306	743	1,168	1,640	1,420	9,06,250	3,99,795	5,15,307	8,10,707	6,78,133
Turkey, European	999	877	480	558	259	5,79,230	3,69,195	1,77,040	2,40,257	77,836
Turkey, Asiatic	216	234	142	124	58	79,004	73,455	41,120	24,067	10,666
Syria	9	10	..	43	150	4,777	8,000	..	10,756	41,094
Iran	28	4	3	3	27	10,457	1,612	978	1,404	25,810
China (exclusive of Hongkong and Macao)	1	5	7	10	3,367	2,487	4,522	10,836	13,908
Japan	7	70	55	281	216	4,813	74,288	27,048	1,86,047	1,11,255
Egypt	368	225	272	894	551	2,71,782	1,03,087	70,400	1,11,124	1,75,565
Tripoli (Libya)	3	42	2	..	31	1,574	14,978	462	..	14,967
Portuguese East Africa	14	14,625
United States of America—										
<i>Via Atlantic Coast</i>	14,067	11,085	7,731	12,027	9,950	2,69,50,209	1,79,37,045	91,47,058	1,60,24,142	1,10,26,810
<i>" Pacific "</i>	24	20	21,385	26,450
Other Foreign Countries	13	..	5	..	12	8,434	1,093	3,488	48	6,026
Total "For orders" cargoes(a)	38	13,708
TOTAL FOREIGN COUNTRIES	38,051	28,819	22,178	32,836	31,454	4,85,65,507	3,06,75,582	2,08,99,980	3,21,00,288	2,40,72,622
<i>Share of Bengal</i>	<i>22,288</i>	<i>19,254</i>	<i>15,280</i>	<i>22,203</i>	<i>22,146</i>	<i>3,30,96,556</i>	<i>2,33,25,375</i>	<i>1,86,62,924</i>	<i>2,80,11,018</i>	<i>1,99,86,784</i>
<i>" Bombay</i>	<i>6,159</i>	<i>2,396</i>	<i>2,154</i>	<i>4,034</i>	<i>4,594</i>	<i>64,46,637</i>	<i>25,07,325</i>	<i>21,19,108</i>	<i>38,44,276</i>	<i>45,09,250</i>
<i>" Sind</i>	<i>7,969</i>	<i>6,369</i>	<i>5,155</i>	<i>3,142</i>	<i>6,145</i>	<i>98,25,046</i>	<i>66,71,356</i>	<i>42,39,662</i>	<i>68,66,954</i>	<i>45,10,724</i>
<i>" Madras</i>	<i>1,090</i>	<i>1,231</i>	<i>793</i>	<i>1,013</i>	<i>527</i>	<i>30,00,139</i>	<i>27,43,159</i>	<i>16,11,536</i>	<i>23,86,711</i>	<i>9,36,921</i>
<i>" Burma</i>	<i>3,613</i>	<i>3,792</i>	<i>3,302</i>	<i>4,792</i>	<i>4,336</i>	<i>15,59,809</i>	<i>12,83,283</i>	<i>9,92,024</i>	<i>18,48,166</i>	<i>11,62,563</i>
TOTAL	41,119	33,092	26,664	40,194	37,748	5,40,18,187	3,65,80,498	2,76,25,554	3,24,57,107	3,12,00,561
Cuttings of Hides and Skins (raw) (H. E.)—										
United Kingdom (including Channel Islands)	381	230	478	550	647	1,83,145	18,733	44,165	37,220	36,940
Hongkong	28	42	44	36	34	9,142	5,880	7,975	4,498	7,020
Canada—										
<i>Via Pacific Coast</i>	225	9,000	..
Commonwealth of Australia	207	1	40,518	160
New Zealand	48	6,900
Other British Possessions	20	2	..	5	..	8,145	680	141	1,068	1,321
TOTAL BRITISH EMPIRE	1,269	275	522	816	681	2,47,845	25,462	52,281	51,705	45,290
Germany	296	6	..	10	824	48,028	760	..	1,245	17,023
Netherlands	12	5,830
Japan	5	..	150	45	..	305	..	5,000	4,234
United States of America—										
<i>Via Atlantic Coast</i>	2,477	186	85	344	553	3,30,361	13,648	8,350	11,775	22,138
<i>" Pacific "</i>	100	100	271	9,500	8,000	9,672
Other Foreign Countries	8	2	3	26	18	200	748	500	3,045	2,000
TOTAL FOREIGN COUNTRIES	2,876	199	83	630	1,223	3,97,179	15,461	8,850	24,065	60,892
<i>Share of Bengal</i>	<i>1,042</i>	<i>48</i>	<i>50</i>	<i>829</i>	<i>1,193</i>	<i>1,62,694</i>	<i>5,738</i>	<i>2,500</i>	<i>29,375</i>	<i>53,112</i>
<i>" Bombay</i>	<i>439</i>	<i>1</i>	<i>62</i>	<i>34</i>	<i>28</i>	<i>78,800</i>	<i>360</i>	<i>18,320</i>	<i>11,811</i>	<i>8,528</i>
<i>" Sind</i>	<i>117</i>	<i>22</i>	<i>..</i>	<i>..</i>	<i>53</i>	<i>32,248</i>	<i>4,860</i>	<i>..</i>	<i>..</i>	<i>4,170</i>
<i>" Madras</i>	<i>2,498</i>	<i>364</i>	<i>456</i>	<i>497</i>	<i>698</i>	<i>3,66,395</i>	<i>23,555</i>	<i>32,836</i>	<i>20,176</i>	<i>33,343</i>
<i>" Burma</i>	<i>49</i>	<i>44</i>	<i>42</i>	<i>36</i>	<i>34</i>	<i>14,887</i>	<i>6,380</i>	<i>7,475</i>	<i>4,458</i>	<i>7,029</i>
TOTAL	4,145	474	610	1,446	1,904	6,45,024	40,923	61,131	76,860	1,06,182

(a) Specified separately from 1934-35 and subject to subsequent adjustment.

GENERAL EXPORTS

(564)

INDIAN MERCHANDISE

No. 11—continued

ARTICLES AND COUNTRIES OF FINAL DESTINATION; ALSO SHARE OF EACH PROVINCE	QUANTITY					VALUE				
	1930-31	1931-32	1932-33	1933-34	1934-35	1930-31	1931-32	1932-33	1933-34	1934-35
	Cwts.	Cwts.	Cwts.	Cwts.	Cwts.	R	R	R	R	R
Horns, tips and pieces of horn (II. S)—										
United Kingdom (including Channel Islands)	6,586	5,247	8,000	7,987	11,046	1,28,611	60,877	64,151	95,717	90,680
Ceylon (excluding Maldives)	770	725	483	2,282	240	7,428	2,440	1,570	7,819	1,250
Other British Possessions	51	72	129	72	12	704	1,764	1,665	885	317
TOTAL BRITISH EMPIRE	7,417	6,044	8,612	10,291	11,898	1,36,738	65,081	67,686	1,04,371	92,147
Germany	989	598	457	2,023	4,812	19,248	10,822	6,144	27,699	48,500
Netherlands	3,919	1,315	2,880	5,223	2,786	68,661	13,071	23,845	51,768	19,784
Belgium	4,027	1,728	5,437	6,210	3,090	72,813	25,138	62,450	69,086	26,314
France	1,726	2,459	12,893	6,722	5,622	28,528	13,340	47,563	25,044	27,116
Italy (including Fiume)	2,084	664	6,021	9,720	3,780	15,180	2,090	23,836	20,445	17,176
Japan	601	300	1,721	1,498	2,624	11,784	4,550	16,236	16,500	19,802
Other Foreign Countries	54	40	22	60	178	1,130	250	530	600	1,632
TOTAL FOREIGN COUNTRIES	13,350	7,099	29,431	31,474	22,928	2,17,205	70,761	1,80,004	2,17,142	1,55,230
<i>Share of Bengal</i>	<i>7,787</i>	<i>6,752</i>	<i>22,338</i>	<i>22,395</i>	<i>17,633</i>	<i>1,39,961</i>	<i>60,684</i>	<i>1,22,356</i>	<i>1,10,184</i>	<i>92,881</i>
" <i>Bombay</i>	<i>3,520</i>	<i>1,887</i>	<i>3,093</i>	<i>3,159</i>	<i>2,950</i>	<i>69,775</i>	<i>33,265</i>	<i>44,309</i>	<i>39,697</i>	<i>42,868</i>
" <i>Sind</i>	<i>404</i>	<i>1</i>	<i>661</i>	<i>189</i>	<i>300</i>	<i>1,870</i>	<i>10</i>	<i>1,352</i>	<i>1,390</i>	<i>300</i>
" <i>Madras</i>	<i>3,784</i>	<i>4,318</i>	<i>11,119</i>	<i>15,135</i>	<i>13,799</i>	<i>1,40,826</i>	<i>40,596</i>	<i>73,677</i>	<i>1,63,747</i>	<i>1,09,612</i>
" <i>Burma</i>	<i>398</i>	<i>185</i>	<i>327</i>	<i>385</i>	<i>239</i>	<i>1,901</i>	<i>1,287</i>	<i>1,596</i>	<i>1,695</i>	<i>1,322</i>
TOTAL	20,767	13,143	38,043	41,765	34,821	3,54,093	1,35,842	2,43,200	3,21,513	2,47,377
Instruments, Apparatus, and Appliances, and parts thereof—Musical (III. D)—										
United Kingdom (including Channel Islands)	—	—	—	—	—	5,177	624	100	1,964	4,741
Ceylon (excluding Maldives)	—	—	—	—	—	71,662	89,095	80,070	40,876	96,473
Straits Settlements	—	—	—	—	—	1,44,842	1,65,483	2,44,338	2,10,819	4,03,711
Federated Malay States	—	—	—	—	—	67,653	33,044	15,998	24,318	70,861
Union of South Africa	—	—	—	—	—	49,214	37,540	15,701	36,793	40,911
Zanzibar and Pemba	—	—	—	—	—	6,325	1,021	615	337	1,347
Kenya Colony	—	—	—	—	—	42,275	17,876	2,583	18,019	18,926
Tanganyika Territory	—	—	—	—	—	12,910	4,530	1,680	3,242	4,560
Mauritius and Dependencies	—	—	—	—	—	11,818	704	2,567	6,540	23,797
Commonwealth of Australia	—	—	—	—	—	6,402	2,230	3,932	4,248	15,734
Fiji Islands	—	—	—	—	—	2,312	1,135	1,360	3,510	6,976
Other British Possessions	—	—	—	—	—	6,937	5,112	1,505	4,223	4,302
TOTAL BRITISH EMPIRE	—	—	—	—	—	4,27,527	3,08,394	3,10,868	3,66,889	6,01,339
Belgium	—	—	—	—	—	6,500	—	—	—	—
Sumatra	—	—	—	—	—	11,558	25,799	17,596	22,074	22,625
Java	—	—	—	—	—	46,708	1,20,220	86,010	53,058	96,559
Slam	—	—	—	—	—	13,505	5,758	7,360	7,587	12,934
Portuguese East Africa	—	—	—	—	—	6,906	15,342	8,206	9,243	8,410
Other Foreign Countries	—	—	—	—	—	9,754	9,862	4,772	5,577	7,770
TOTAL FOREIGN COUNTRIES	—	—	—	—	—	94,920	1,76,081	1,23,944	97,563	1,51,304
<i>Share of Bengal</i>	<i>—</i>	<i>—</i>	<i>—</i>	<i>—</i>	<i>—</i>	<i>4,37,698</i>	<i>4,36,313</i>	<i>4,33,668</i>	<i>4,10,264</i>	<i>7,47,101</i>
" <i>Bombay</i>	<i>—</i>	<i>—</i>	<i>—</i>	<i>—</i>	<i>—</i>	<i>80,363</i>	<i>35,131</i>	<i>11,753</i>	<i>42,690</i>	<i>41,943</i>
" <i>Sind</i>	<i>—</i>	<i>—</i>	<i>—</i>	<i>—</i>	<i>—</i>	<i>—</i>	<i>—</i>	<i>15</i>	<i>—</i>	<i>—</i>
" <i>Madras</i>	<i>—</i>	<i>—</i>	<i>—</i>	<i>—</i>	<i>—</i>	<i>3,845</i>	<i>10,821</i>	<i>3,476</i>	<i>11,266</i>	<i>53,554</i>
" <i>Burma</i>	<i>—</i>	<i>—</i>	<i>—</i>	<i>—</i>	<i>—</i>	<i>50</i>	<i>1,110</i>	<i>—</i>	<i>150</i>	<i>40</i>
TOTAL	—	—	—	—	—	5,22,456	4,85,375	4,48,312	4,04,462	8,42,043

No. 11—continued

ARTICLES, AND COUNTRIES OF FINAL DESTINATION; ALSO SHARE OF EACH PROVINCE	QUANTITY					VALUE				
	1930-31	1931-32	1932-33	1933-34	1934-35	1930-31	1931-32	1932-33	1933-34	1934-35
Instruments, Apparatus, and Appliances, and parts thereof—continued						R	R	R	R	R
<i>Other kinds (III, D)—</i>										
United Kingdom (including Channel Islands)	—	—	—	—	—	13,574	3,050	2,273	898	3,793
Ceylon (excluding Maldives).	—	—	—	—	—	19,298	92,386	2,953	371	5,906
Straits Settlements	—	—	—	—	—	865	3,670	17,612	30,720	66,603
Zanzibar and Pemba	—	—	—	—	—	3,540	2,825	11,800	8,610	30,336
Kenya Colony	—	—	—	—	—	29,375	54,010	26,470	49,903	59,806
Tanganyika Territory	—	—	—	—	—	250	1,575	5,298	1,191	3,071
Mauritius and Dependencies	—	—	—	—	—	13,517	35,576
Fiji Islands	—	—	—	—	—	..	7,100	1,650	1,000	7,034
Other British Possessions	—	—	—	—	—	700	..	2,622	2,146	5,338
TOTAL BRITISH EMPIRE	—	—	—	—	—	66,097	1,65,366	70,673	1,09,347	2,17,463
Germany	—	—	—	—	—	2,000	600	..	50,580	..
Iran	—	—	—	—	—	10,997
Portuguese East Africa	—	—	—	—	—	12,225	225	32	514	504
Other Foreign Countries	—	—	—	—	—	5,009	7,947	3,415	930	8,837
TOTAL FOREIGN COUNTRIES	—	—	—	—	—	19,284	8,772	14,444	51,974	9,341
Share of Bengal	—	—	—	—	—	29,416	11,932	30,360	16,380	41,598
" Bombay	—	—	—	—	—	36,332	69,462	45,580	1,41,977	1,66,216
" Madras	—	—	—	—	—	13,368	90,894	3,157	237	16,421
" Burma	—	—	—	—	—	1,315	1,300	17,320	1,677	3,672
TOTAL	—	—	—	—	—	95,381	1,74,138	85,117	1,60,321	2,26,804
Ivory—										
<i>Unmanufactured (II, S)—</i>	Lbs.	Lbs.	Lbs.	Lbs.	Lbs.					
TOTAL BRITISH EMPIRE	1,432	2,835	10	224	47	7,670	1,953	75	675	210
Share of Bengal	25	2,464	..	224	..	3,000	700	..	675	..
" Madras	389	2,000
" Burma	1,018	371	10	..	47	2,670	1,253	75	..	210
TOTAL	1,432	2,835	10	224	47	7,670	1,953	75	675	210
Manufactured (III, U)—										
TOTAL BRITISH EMPIRE	—	—	—	—	—	1,650	142	2,445	49	1,635
TOTAL FOREIGN COUNTRIES	—	—	—	—	—	3,688	914	2,620	25	270
Share of Bengal	—	—	—	—	—	136	897	2,300	55	485
" Bombay	—	—	—	—	—	4,886	91	1,730	..	1,410
" Sind	—	—	—	—	—	300	14	..
" Madras	—	—	—	—	—	272	98	635	..	10
" Burma	—	—	—	—	—
TOTAL	—	—	—	—	—	5,344	1,056	4,955	74	1,005

GENERAL EXPORTS

(666)

INDIAN MERCHANDISE

No. 11—continued

ARTICLES, AND COUNTRIES OF FINAL DESTINATION; ALSO SHARE OF EACH PROVINCE	QUANTITY					VALUE				
	1930-31	1931-32	1932-33	1933-34	1934-35	1930-31	1931-32	1932-33	1933-34	1934-35
						₹	₹	₹	₹	₹
Jadestone (III. U)—										
Mengkong	(Cwts. 1,237	Cwts. 2,364	Cwts. 2,597	Cwts. 1,748	Cwts. 1,448	1,45,044	3,38,024	3,47,178	1,68,415	84,088
China (exclusive of Hong- kong and Macao)	238	136	57	45	88	73,478	19,340	30,000	10,808	5,787
Other Foreign Countries	11	1,000	..
TOTAL FOREIGN COUNTRIES.	238	136	57	56	88	73,478	19,340	30,000	11,808	5,787
Share of Burma	1,475	2,500	2,654	1,799	1,526	2,12,522	3,52,264	3,77,178	1,79,723	89,825
Jewellery (excluding imita- tion Jewellery and precious stones and pearls, unset), also plate of gold and silver—										
Jewellery (III. U)—										
United Kingdom (including Channel Islands)	—	—	—	—	—	12,575	9,945	290	..	85,443
Other British Possessions	—	—	—	—	—	2,488	820	88	..	320
TOTAL BRITISH EMPIRE .	—	—	—	—	—	15,063	10,265	323	..	85,763
France	—	—	—	—	—	12,54,860
Other Foreign Countries	—	—	—	—	—	6,335	276	158
TOTAL FOREIGN COUNTRIES	—	—	—	—	—	12,61,195	276	158
Share of Bengal	—	—	—	—	—	13,425	600
“ Bombay	—	—	—	—	—	12,65,850	1,650	83,553
“ Madras	—	—	—	—	—	2,438	320	33
“ Burma	—	—	—	—	—	4,485	5,071	448	..	2,200
TOTAL .	—	—	—	—	—	12,76,198	10,541	481	..	85,763
Plats of gold and silver (III. U)—										
United Kingdom (including Channel Islands)	—	—	—	—	—	29,288	18,092	10,778	25,454	3,874
Other British Possessions	—	—	—	—	—	9,432	1,888	2,095	3,110	475
TOTAL BRITISH EMPIRE .	—	—	—	—	—	38,720	19,975	12,873	28,564	4,349
TOTAL FOREIGN COUNTRIES .	—	—	—	—	—	3,695	4,755	19,808	928	797
Share of Bengal	—	—	—	—	—	5,664	2,695	4,300	6,964	..
“ Bombay	—	—	—	—	—	18,010	7,088	13,908	7,461	1,597
“ Sind	—	—	—	—	—	3,003	840	5,432	2,000	..
“ Madras	—	—	—	—	—	5,703	3,750	5,121	12,892	2,700
“ Burma	—	—	—	—	—	5,030	5,377	920	241	419
TOTAL .	—	—	—	—	—	42,410	24,730	29,681	29,562	5,146
Total value of Jewellery, etc., also Plats of Gold and Silver	—	—	—	—	—	13,18,608	35,271	30,162	29,842	90,000

No. 11—continued

ARTICLES, AND COUNTRIES OF FINAL DESTINATION; ALSO SHARE OF EACH PROVINCE	QUANTITY					VALUE				
	1930-31	1931-32	1932-33	1933-34	1934-35	1930-31	1931-32	1932-33	1933-34	1934-35
						₹	₹	₹	₹	₹
Kapok (H. S.)—	Cwts.	Cwts.	Cwts.	Cwts.	Cwts.					
United Kingdom (including Channel Islands)	8,408	8,105	5,718	8,217	8,089	1,37,709	1,17,200	1,70,709	1,99,451	2,10,700
Aden and Dependencies	7	303	..	890	6,500	..
Union of South Africa	2,008	660	685	692	832	79,587	20,081	21,118	17,530	20,324
Commonwealth of Australia	136	59	..	23	..	5,432	1,727	..	300	..
Other British Possessions	71	41	90	33	141	2,475	1,119	2,967	906	3,340
TOTAL BRITISH EMPIRE	5,630	3,865	6,491	9,268	9,062	2,25,598	1,40,727	1,94,849	2,24,837	2,43,382
Denmark	470	582	671	806	978	17,203	17,886	24,861	20,103	26,888
Sweden	88	44	218	2,090	1,170	6,000
Germany	2,652	2,348	461	646	474	1,08,760	40,745	13,136	13,775	11,295
Netherlands	5,228	9,590	6,205	5,598	873	1,55,807	2,48,098	1,01,608	1,29,548	17,740
Belgium	481	514	855	102	..	22,090	20,980	23,316	2,000	..
France	1,201	2,058	593	935	832	48,190	63,727	17,608	22,355	20,111
Spain	1,415	1,242	1,696	944	659	41,542	28,612	38,125	22,348	15,785
Portugal (including Azores and Madiera)	..	124	175	190	250	..	3,776	4,900	5,190	6,620
Italy (including Fiume)	2,628	2,276	3,225	2,645	3,890	96,089	66,778	86,885	63,490	97,976
China (exclusive of Hong-kong and Macao)	861	773	1,710	2,023	753	38,586	25,467	48,725	43,752	16,921
Portuguese East Africa	572	206	325	386	116	22,173	6,727	9,444	10,247	2,804
United States of America—										
Vid Atlantic Coast	262	368	167	7,891	9,850	8,600
" Pacific " "	3	96
Cuba	852	95	235	72	..	25,958	3,050	5,450	1,825	..
Other Foreign Countries	90	29	106	3	27	3,640	1,250	2,920	110	675
TOTAL FOREIGN COUNTRIES	16,595	20,200	16,822	14,394	9,070	5,38,015	5,31,940	4,42,783	3,35,918	2,21,815
<i>Share of Bengal</i>	<i>12,797</i>	<i>10,901</i>	<i>16,919</i>	<i>17,359</i>	<i>13,943</i>	<i>4,65,823</i>	<i>3,32,613</i>	<i>4,63,790</i>	<i>4,13,771</i>	<i>3,41,809</i>
" <i>Bombay</i>	<i>6,225</i>	<i>7,422</i>	<i>4,233</i>	<i>4,388</i>	<i>2,359</i>	<i>2,44,570</i>	<i>2,21,008</i>	<i>1,25,971</i>	<i>1,03,425</i>	<i>76,787</i>
" <i>Sind</i>	<i>3,173</i>	<i>6,602</i>	<i>2,155</i>	<i>2,010</i>	<i>2,228</i>	<i>1,02,165</i>	<i>1,33,688</i>	<i>47,718</i>	<i>43,495</i>	<i>47,687</i>
" <i>Madras</i>	<i>..</i>	<i>30</i>	<i>5</i>	<i>5</i>	<i>2</i>	<i>..</i>	<i>360</i>	<i>153</i>	<i>59</i>	<i>14</i>
" <i>Burma</i>	<i>30</i>	<i>..</i>	<i>..</i>	<i>..</i>	<i>..</i>	<i>1,050</i>	<i>..</i>	<i>..</i>	<i>..</i>	<i>..</i>
TOTAL	22,225	24,065	23,313	23,662	19,032	8,13,608	6,72,667	6,37,632	5,60,750	4,65,197
Lac—										
Button (H. D.)—	Cwts.	Cwts.	Cwts.	Cwts.	Cwts.					
United Kingdom (including Channel Islands)	15,779	12,588	11,807	13,050	10,485	11,08,884	6,39,990	4,64,231	4,72,672	7,33,819
Union of South Africa	110	61	81	225	202	9,050	3,856	2,639	7,989	12,638
Commonwealth of Australia	541	632	946	929	909	38,201	33,134	36,217	37,332	61,841
Other British Possessions	53	30	37	73	43	4,468	1,415	1,581	2,452	2,339
TOTAL BRITISH EMPIRE	16,483	13,308	12,871	14,277	11,729	11,00,588	6,77,904	5,03,668	5,20,945	8,10,627
Sweden	169	60	196	139	103	12,498	3,298	5,842	3,200	7,132
Germany	2,403	1,638	1,386	1,195	1,077	1,32,171	98,705	49,090	39,568	73,076
Netherlands	363	123	176	363	122	34,831	8,675	7,775	14,823	8,854
Belgium	370	432	305	120	44	23,230	22,610	13,197	3,715	3,057
France	1,511	389	1,034	881	646	1,17,541	49,512	46,749	29,319	36,989
Spain	59	66	44	24	..	5,078	3,835	1,575	1,260	..
Italy (including Fiume)	213	330	279	273	178	15,587	16,391	11,349	9,405	12,354
Portuguese East Africa	61	59	120	107	161	3,198	2,395	4,391	5,423	6,671
United States of America—										
Vid Atlantic Coast	1,353	939	715	1,339	1,442	1,52,802	48,956	32,482	53,258	95,813
" Pacific " "	110	6,750
Brazil	20	164	20	88	33	1,890	3,550	733	3,330	2,175

GENERAL EXPORTS

(568)

INDIAN MERCHANDISE

No. 11—continued

ARTICLES AND COUNTRIES OF FINAL DESTINATION; ALSO SHARE OF EACH PROVINCE	QUANTITY					VALUE				
	1930-31	1931-32	1932-33	1933-34	1934-35	1930-31	1931-32	1932-33	1933-34	1934-35
Lac—continued										
Button (H. D)—continued										
Cwts.						R	R	R	R	R
Argentine Republic (including the Atlantic Coast of Patagonia)	62	..	20	73	75	5,184	..	648	2,377	4,750
Other Foreign Countries	119	192	126	111	104	7,088	6,508	4,857	3,432	6,931
TOTAL FOREIGN COUNTRIES	7,193	4,858	4,561	4,823	3,093	5,61,738	2,70,195	1,80,738	1,60,710	2,67,650
Share of Bengal	23,676	18,104	17,432	19,100	15,713	17,22,321	9,48,099	6,84,406	6,90,655	10,76,793
" Madras	9	900
TOTAL	23,676	18,104	17,432	19,100	15,722	17,22,321	9,48,099	6,84,406	6,90,655	10,77,693
Seed (H. D)—										
Cwts.										
United Kingdom (including Channel Islands)	9,765	9,597	11,652	11,638	8,288	4,06,229	3,48,603	3,12,890	3,31,267	4,15,103
Other British possessions	3	48
TOTAL BRITISH EMPIRE	9,765	9,597	11,655	11,638	8,288	4,06,229	3,48,603	3,12,938	3,31,267	4,15,103
Germany	3,776	5,225	3,517	7,211	6,053	1,97,518	1,94,550	2,30,203	2,10,423	3,21,418
Netherlands	685	..	11,366	668	3,450	38,578	..	3,66,270	19,170	1,84,500
Belgium	8,039	11,171	2,451	12,562	2,526	4,11,684	4,34,001	30,042	4,55,104	1,22,339
France	1,531	1,373	2,276	2,235	967	84,136	50,916	62,490	54,349	43,872
Italy (including Fiume)	125	67	73	37	37	8,199	2,535	3,000	1,000	1,747
United States of America—										
Vid Atlantic Coast	82,005	77,012	83,958	117,834	60,212	45,20,370	27,11,768	21,30,000	30,86,948	34,96,592
" Pacific "	7	44	1,036	349	1,410	57,200
Brazil	..	146	5,000
Other Foreign Countries	104	22	26	29	57	4,530	770	670	444	3,415
TOTAL FOREIGN COUNTRIES	96,524	95,060	1,09,167	140,576	80,847	52,65,364	34,00,940	28,73,275	38,33,443	42,30,233
Share of Bengal	103,361	104,388	100,733	161,946	38,444	54,83,996	37,44,733	31,82,786	41,58,276	46,40,340
" Sind	578	269	89	..	100	33,300	4,900	3,428	..	2,800
" Madras	13	1,380
" Burma	2,343	268	51	2,35,978	6,435	1,198
TOTAL	106,289	104,657	120,822	152,214	88,635	57,61,593	37,49,633	31,86,213	41,64,710	46,51,330
Shell (H. D)—										
Cwts.										
United Kingdom (including Channel Islands)	95,335	83,032	81,414	800,277	215,000	53,61,495	34,95,344	24,85,193	1,23,42,451	1,34,09,070
Palestine	10	21	105	140	247	902	1,297	5,296	4,658	10,647
Ceylon (excluding Maldives)	188	105	165	161	208	9,375	6,207	6,489	6,180	14,003
Straits Settlements	2,269	1,702	1,432	1,462	2,092	1,71,248	84,263	43,619	52,273	1,82,938
Hongkong	2,106	1,937	1,948	1,129	1,025	1,43,110	1,12,191	74,422	40,997	1,02,239
Union of South Africa	946	321	562	517	813	48,024	14,529	19,551	19,960	46,047
Canada—										
Vid Atlantic Coast	..	123	871	2,601	2,316	..	6,160	32,100	95,123	1,24,412
" Pacific "	74	63	97	3,429	2,389	6,330
Commonwealth of Australia	4,172	2,010	3,818	3,021	4,389	2,08,441	1,04,302	1,56,431	1,27,389	2,71,274
New Zealand	1,125	347	719	667	807	94,523	20,271	32,337	27,561	53,857
Other British Possessions	77	20	18	40	14	6,303	1,089	1,273	1,135	940
TOTAL BRITISH EMPIRE	100,673	89,618	91,176	319,078	227,608	61,33,421	38,95,743	28,65,190	1,27,20,902	1,41,70,817
Finland	103	..	16	7	46	6,163	..	490	170	2,480
Sweden	4,869	2,922	2,803	2,452	3,085	2,99,154	1,30,620	92,066	77,093	1,95,733
Norway	600	526	591	623	687	40,690	46,070	21,045	20,406	41,411
Denmark	1,812	1,099	1,442	1,269	1,578	1,07,087	49,861	49,398	41,835	1,01,953
Poland (including Danzig)	1,350	1,249	2,085	2,793	3,914	33,147	52,018	66,213	89,425	2,54,775
Germany	64,209	34,498	34,264	40,299	20,338	38,69,033	14,72,430	10,43,101	11,04,512	13,22,340
Netherlands	2,139	1,226	2,466	2,206	1,461	1,38,362	49,558	76,743	89,723	87,777

No. 11—continued

ARTICLES, AND COUNTRIES OF FINAL DESTINATION; ALSO SHARE OF EACH PROVINCE	QUANTITY					VALUE				
	1930-31	1931-32	1932-33	1933-34	1934-35	1930-31	1931-32	1932-33	1933-34	1934-35
	Cwts.	Cwts.	Cwts.	Cwts.	Cwts.	R	R	R	R	R
Lac—continued										
Shell (H. D.)—continued										
Belgium	4,477	4,795	3,707	3,025	3,379	2,49,844	2,05,824	1,08,404	1,04,287	2,15,011
France	11,195	9,895	11,049	12,249	7,888	6,66,076	4,22,357	3,46,002	3,66,670	4,72,722
Spain	2,049	1,186	1,808	1,318	1,141	1,33,276	51,304	62,945	89,176	69,686
Italy (including Trieste)	6,838	5,092	5,179	6,339	6,045	4,12,679	2,43,281	1,90,395	2,22,044	3,81,599
Roumania	37	..	35	191	295	1,747	..	1,422	6,712	19,576
Greece (including Crete)	483	662	617	365	596	23,914	32,366	22,857	11,954	35,510
Turkey, European	178	120	215	75	109	11,005	5,200	7,076	2,780	7,170
Syria	97	119	88	188	110	6,194	5,484	2,677	3,785	7,130
Iraq	67	39	66	30	90	5,077	1,770	2,217	1,290	4,716
Java	1,337	1,543	1,413	1,373	1,151	1,35,960	74,038	46,819	42,868	71,799
Siam	66	55	195	3,697	2,150	12,490
Philippines	1,232	877	1,457	777	871	1,08,238	48,225	53,163	27,131	55,454
China (exclusive of Hongkong and Macao)	2,478	1,901	1,893	1,796	2,612	1,58,925	91,579	61,079	55,909	1,61,875
Japan	27,912	33,932	26,997	31,454	47,720	17,97,915	15,47,018	8,03,750	9,94,528	25,07,035
Egypt	1,090	762	921	1,036	1,208	33,076	40,822	30,348	33,103	74,107
Portuguese East Africa	144	162	236	317	357	8,999	7,110	8,930	10,392	18,292
United States of America—										
Via Atlantic Coast	115,403	99,239	64,254	93,493	78,605	77,29,999	43,24,038	21,37,420	30,34,316	40,88,168
" Pacific "	1,640	1,630	1,804	1,999	3,066	99,513	74,561	56,338	65,041	1,79,857
Cuba	163	221	399	443	183	11,926	9,937	13,839	15,490	12,000
Mexico	15	257	360	400	8,764	22,358
Brazil	2,027	2,110	1,256	1,775	1,681	1,46,514	89,236	42,676	67,144	1,02,492
Uruguay	337	159	254	299	302	25,820	6,976	9,164	9,232	20,447
Argentine Republic (including the Atlantic Coast of Patagonia)	4,717	1,102	2,545	2,288	2,465	3,34,250	50,293	86,521	79,564	1,47,228
Chile (including the Pacific Coast of Patagonia)	541	96	491	183	139	35,193	3,830	14,673	5,400	7,647
Peru	69	55	37	84	194	3,800	2,162	1,100	2,340	11,521
Other Foreign Countries	37	211	107	59	161	3,197	9,975	4,190	2,083	9,033
Total 'For orders' Cargoes(a)	—	—	—	—	12,247	—	—	—	—	8,35,000
TOTAL FOREIGN COUNTRIES	259,746	207,394	170,557	209,997	204,329	1,67,31,445	91,48,843	54,73,294	67,04,037	1,25,14,157
Share of Bengal	366,413	297,009	261,720	523,473	426,662	2,28,64,291	1,29,33,958	53,37,317	1,93,75,467	2,63,85,570
" Bombay	6	9	12	597	4,980	550	600	640	49,437	2,91,307
" Madras	1	1	..	1	25	28	27	35	62
" Burma	294	17,035
TOTAL	366,419	297,012	261,733	529,075	431,937	2,28,64,866	1,29,34,586	53,38,484	1,94,24,939	2,80,13,974
Stick (H. D.)—	Cwts.	Cwts.	Cwts.	Cwts.	Cwts.					
United Kingdom (including Channel Islands)	608	624	417	568	555	30,205	20,970	12,806	16,300	30,323
Other British Possessions	1	120
TOTAL BRITISH EMPIRE	609	624	417	568	555	30,325	20,970	12,806	16,300	30,323
Germany	1,880	3,456	1,397	1,781	949	96,626	84,123	23,765	31,718	8,101
Netherlands	37	201	1,970	199	2,378	3,000	3,745	34,757	4,319	79,767
Belgium	1,395	3,846	808	4,302	1,101	42,443	1,39,550	7,398	99,848	45,000
France	518	214	13,298	4,792
United States of America— Via Atlantic Coast	219	21	95	11,132	1,300	6,500
Other Foreign Countries	37	..	117	1	3	2,020	..	2,750	30	81
TOTAL FOREIGN COUNTRIES	4,086	12,217	3,787	6,304	4,528	1,68,569	2,82,210	62,640	1,37,215	1,39,449
Share of Bengal	3,335	6,026	1,673	3,997	4,386	1,53,660	1,63,504	43,552	1,08,440	1,53,920
" Bombay	36	2	..	5,100	30	..
" Sind	456	105	75	31	..	13,623	3,275	1,360	1,300	..
" Madras	1	21	24	120	1,152	1,104
" Burma	766	6,689	2,499	2,852	696	26,566	1,15,258	35,443	46,275	19,557
TOTAL	4,095	12,841	4,294	6,872	5,081	1,93,894	3,03,139	81,448	1,54,105	1,69,777

(a) Specified separately from 1934-35 and subject to subsequent adjustment.

GENERAL EXPORTS

(570)

INDIAN MERCHANDISE

No. 11—continued

ARTICLES, AND COUNTRIES OF FINAL DESTINATION; ALSO SHARE OF EACH PROVINCE	QUANTITY					VALUE				
	1930-31	1931-32	1932-33	1933-34	1934-35	1930-31	1931-32	1932-33	1933-34	1934-35
Lac—continued						R	R	R	R	R
<i>Other kinds (excluding lac-dye) (H. D)—</i>	<i>Cwts.</i>	<i>Cwts.</i>	<i>Cwts.</i>	<i>Cwts.</i>	<i>Cwts.</i>					
United Kingdom (including Channel Islands)	1,491	160	..	1,870	1,452	33,814	1,707	..	11,530	9,078
Other British Possessions	3	..	1	1	14	189	30	50	30	480
TOTAL BRITISH EMPIRE	1,494	160	1	1,871	1,466	34,003	1,737	50	11,560	9,558
Germany	27,567	16,924	10,049	6,154	18,928	5,02,858	2,22,155	89,412	61,108	1,57,154
Netherlands	2,320	..	2,648	257	12,273	29,043	..	31,106	1,815	1,10,794
Belgium	14,054	13,544	983	13,234	9,764	2,50,036	1,79,800	9,215	1,33,521	1,10,223
France	614	411	410	205	410	10,413	4,293	2,516	1,258	3,314
United States of America— Vid Atlantic Coast	1,780	12,381
Other Foreign Countries	3	11	18	255	680	915
TOTAL FOREIGN COUNTRIES	44,578	30,890	14,108	21,850	43,161	7,92,105	4,08,928	1,33,164	1,97,702	3,93,860
<i>State of Bengal</i>	<i>45,984</i>	<i>30,992</i>	<i>14,090</i>	<i>23,726</i>	<i>44,525</i>	<i>8,21,133</i>	<i>4,07,572</i>	<i>1,32,249</i>	<i>2,09,238</i>	<i>4,08,268</i>
.. Bombay	55	71	19	1	14	2,395	682	965	30	450
.. Sind
.. Madras	34	35	1,374	686
.. Burma	9	47	206	411
TOTAL	46,072	31,050	14,109	23,727	44,527	8,26,108	4,08,655	1,33,214	2,09,268	4,08,424
Total Lac—	Cwts.	Cwts.	Cwts.	Cwts.	Cwts.					
United Kingdom (including Channel Islands)	123,478	105,990	105,290	336,409	235,780	70,30,603	44,96,722	32,75,122	1,81,74,816	1,45,07,398
Palestine	10	21	105	140	247	902	1,297	5,296	4,658	10,647
Ceylon (excluding Maldives)	134	107	165	161	210	9,424	6,309	6,489	6,180	14,108
Straits Settlements	2,269	1,702	1,482	1,462	2,002	1,71,248	84,323	48,619	52,278	1,32,938
Hongkong	2,106	1,937	1,948	1,129	1,625	1,48,110	1,12,191	74,422	40,987	1,02,239
Union of South Africa	1,056	382	643	742	1,015	57,074	18,185	22,100	27,949	60,086
Canada—										
.. Vid Atlantic Coast	..	123	882	2,658	2,342	..	6,160	32,625	98,782	1,25,762
.. Pacific	74	63	97	3,429	2,880	6,330
Commonwealth of Australia	4,713	2,649	4,767	3,950	5,388	3,38,642	1,37,496	1,91,606	1,05,221	3,38,115
New Zealand	1,178	875	740	688	824	98,991	21,584	33,148	28,404	54,846
Other British Possessions	80	20	24	41	26	6,562	789	1,023	1,465	1,320
TOTAL BRITISH EMPIRE	135,024	113,305	116,120	347,438	249,646	78,54,561	48,85,056	35,94,654	1,86,01,570	1,54,45,443
Finland	103	..	15	7	46	6,168	..	490	170	2,480
Sweden	6,125	2,382	3,006	2,598	3,194	3,15,619	1,33,918	98,058	81,003	2,03,185
Norway	600	548	594	625	698	40,690	47,270	21,645	20,437	42,161
Denmark	1,881	1,163	1,511	1,315	1,628	1,11,125	52,880	51,165	43,511	1,05,091
Poland (including Danzig)	1,350	1,249	2,089	2,804	3,921	88,147	53,013	66,833	66,725	2,55,276
Germany	99,857	61,741	55,613	59,640	47,395	48,48,011	20,72,053	14,40,571	14,53,334	18,92,089
Netherlands	5,794	1,555	19,126	3,693	19,008	2,43,814	60,978	5,16,651	1,28,850	4,71,752
Belgium	23,335	33,312	7,839	33,243	16,814	9,77,287	10,31,785	2,18,316	7,96,476	4,95,030
France	15,419	12,773	14,819	15,570	9,811	8,91,464	5,31,870	4,50,847	4,71,596	5,00,997
Spain	2,108	1,252	1,847	1,349	1,178	1,23,349	55,189	64,520	40,708	68,832
Italy (including Trieste)	6,676	5,489	5,641	6,650	6,258	4,36,470	2,62,207	2,07,244	2,32,479	3,56,198
Romania	37	..	42	191	308	1,747	..	1,992	6,712	20,566
Greece (including Crete)	433	662	682	365	596	28,914	32,865	23,258	11,954	35,510
Turkey, European	178	120	215	75	169	11,905	5,200	7,076	2,750	7,170
Syria	97	119	88	139	110	6,194	5,484	2,671	3,785	2,130
Iraq	67	39	66	80	90	5,077	1,770	2,217	1,290	4,716
Java	1,937	1,543	1,413	1,373	1,151	1,36,900	74,088	45,819	42,868	71,799
Siam	60	55	195	3,697	2,150	12,490
Philippines	1,282	877	1,467	777	871	1,08,338	48,225	53,163	27,181	55,464

No. 11—continued

ARTICLES, AND COUNTRIES OF FINAL DESTINATION; ALSO SHARE OF EACH PROVINCE	QUANTITY					VALUE				
	1930-31	1931-32	1932-33	1933-34	1934-35	1930-31	1931-32	1932-33	1933-34	1934-35
	Cwts	Cwts.	Cwts.	Cwts.	Cwts.	₹	₹	₹	₹	₹
Lac—concluded										
Total Lac—continued										
China (exclusive of Hongkong and Macao)	2,511	1,988	1,915	1,829	2,023	1,60,950	92,629	61,918	56,824	1,62,445
Japan	27,988	33,078	27,032	31,472	47,749	19,02,118	15,49,167	8,04,887	9,95,308	28,09,348
Egypt	1,090	762	921	1,036	1,208	98,076	40,822	39,348	39,508	74,107
Portuguese East Africa	196	221	406	499	518	12,197	10,005	18,321	15,877	27,863
United States of America—										
Via Atlantic Coast	199,480	177,190	148,927	211,737	148,140	1,24,14,353	70,85,652	48,00,511	62,25,822	82,00,454
" Pacific "	1,047	1,674	1,804	1,999	4,212	99,862	75,971	58,383	65,041	2,43,697
Cuba	163	221	309	448	183	11,926	9,937	19,839	15,490	12,000
Mexico	16	267	380	400	8,764	22,358
Brazil	2,047	2,426	1,276	1,863	1,714	1,48,404	1,02,816	43,459	70,474	1,04,607
Uruguay	387	159	254	229	802	25,820	6,976	9,164	9,283	20,047
Argentine Republic (including the Atlantic Coast of Patagonia)	4,779	1,102	2,565	2,301	2,540	3,39,434	50,293	67,169	81,941	1,52,044
Chile (including the Pacific Coast of Patagonia)	541	96	491	183	139	35,198	3,836	14,073	5,400	7,547
Peru	69	55	37	84	114	3,860	2,162	1,100	2,340	11,521
Other Foreign Countries	40	222	125	59	161	3,447	10,655	5,105	2,083	9,038
Total 'For orders' cargoes(a)	—	—	—	—	12,247	—	—	—	—	8,35,000
TOTAL FOREIGN COUNTRIES	412,127	350,419	302,180	389,550	336,356	2,35,19,221	1,35,09,116	87,29,111	1,10,42,107	1,75,50,761
Share of Bengal	542,819	456,572	416,588	727,247	579,770	3,10,50,300	1,82,67,866	1,23,50,809	2,46,40,076	3,26,63,381
" Bombay	147	20	31	800	4,594	8,545	1,322	1,605	49,567	2,91,787
" Sind	1,027	374	164	31	100	42,328	8,176	4,778	1,300	9,800
" Madras	38	22	25	..	98	3,339	1,180	1,131	35	1,648
" Burma	3,120	6,736	2,492	3,120	1,040	2,62,770	1,15,699	35,442	52,710	29,038
TOTAL	547,151	463,724	416,300	730,988	580,092	3,13,73,782	1,83,04,172	1,24,29,705	2,46,43,677	3,20,96,204
Lacquered-ware (of Indian manufacture) (III. H)—										
United Kingdom (including Channel Islands)	—	—	—	—	—	10,143	4,073	3,510	2,872	1,227
Other British Possessions	—	—	—	—	—	7,393	5,073	9,285	11,125	8,070
TOTAL BRITISH EMPIRE	—	—	—	—	—	17,536	9,146	12,795	13,997	9,297
Portuguese East Africa	—	—	—	—	—	3,270	2,400	2,580	2,605	6,820
Panama (including Panama Canal Zone)	—	—	—	—	—	..	1,300	2,950	850	5,009
Other Foreign Countries	—	—	—	—	—	10,146	13,212	14,784	14,288	14,759
TOTAL FOREIGN COUNTRIES	—	—	—	—	—	18,416	16,912	20,314	17,732	26,178
Share of Bombay	—	—	—	—	—	18,513	21,627	26,697	26,187	30,320
" Sind	—	—	—	—	—	300	56	..	70	..
" Madras	—	—	—	—	—	33
" Burma	—	—	—	—	—	12,139	4,976	6,379	5,478	4,653
TOTAL	—	—	—	—	—	30,952	26,658	38,109	31,735	35,475
Leather—										
Hides, tanned or dressed—										
Buffalo hides (III. I)—										
United Kingdom (including Channel Islands)	Tons 599	Tons 646	Tons 375	Tons 608	Tons 638	10,93,359	9,40,503	5,21,035	11,06,342	10,73,220
Palestine	8	4	8	1	..	10,500	8,550	3,700	1,600	950
Hongkong	5	7,200
Zanzibar and Pemba	2	3	1	2	3	7,910	7,530	5,340	5,606	5,902
Kenya Colony	21	16	11	13	13	45,797	26,685	19,977	21,876	20,726
Tanganyika Territory	2	4	4	3	6	8,050	7,525	6,250	7,850	11,988
Other British Possessions	1	..	2	1	3,034	3,504	1,504	4,770	2,942
TOTAL BRITISH EMPIRE	637	674	394	719	666	11,80,850	9,94,387	5,57,306	11,48,014	11,23,888

(a) Specified separately from 1934-35 and subject to subsequent adjustment.

GENERAL EXPORTS

(572)

INDIAN MERCHANDISE

No. 11—continued

ARTICLES, AND COUNTRIES OF FINAL DESTINATION; ALSO SHARE OF EACH PROVINCE	QUANTITY					VALUE				
	1930-31	1931-32	1932-33	1933-34	1934-35	1930-31	1931-32	1932-33	1933-34	1934-35
	Tons	Tons	Tons	Tons	Tons	R	R	R	R	R
Leather—continued										
<i>Hides, tanned or dressed—</i>										
<i>continued</i>										
Buffalo hides (III. I)— <i>continued</i>										
Syria	18	21	8	4	11	36,800	26,650	13,150	4,400	18,700
Iraq	20	18	10	18	19	83,010	26,438	17,158	28,000	22,155
Iran	2	1	6,518	2,300	1,290	200	..
China (exclusive of Hongkong and Macao)	5	5,000
United States of America— Via Atlantic Coast	6	9	8	7	49	15,000	10,830	15,070	12,000	1,07,250
Other Foreign Countries	4	..	712	100	347	4,400	100
TOTAL FOREIGN COUNTRIES	51	49	26	33	79	97,040	78,218	40,965	44,000	1,48,206
<i>Share of Bengal</i>	6	18,776
" <i>Bombay</i>	73	67	41	48	53	1,50,577	1,10,793	85,130	73,677	90,837
" <i>Sind</i>	1	2	800	950	4,519	54	130
" <i>Madras</i>	605	555	377	704	681	11,14,490	9,50,862	5,15,112	11,18,315	11,62,251
" <i>Burma</i>	10	12,223
TOTAL	688	623	420	752	745	12,77,890	10,72,605	6,04,701	11,92,041	12,72,093
Cow hides (III. I)—										
United Kingdom (including Channel Islands)	9,616	8,689	7,722	11,306	9,486	2,16,80,389	1,70,60,352	1,38,52,802	2,06,11,455	1,61,51,524
Aden and Dependencies	16	17	15	21	15	33,988	25,994	22,521	39,478	19,930
Ceylon (excluding Maldives)	1	468	3,410	2,442	5,482	5,305
Hongkong	42	68	35	5	12	53,150	87,250	43,120	6,200	12,300
Zanzibar and Pemba	2	11,015	887	1,232	850	350
Kenya Colony	7	1	1	3	2	27,844	11,620	11,885	17,642	9,292
Canada— Via Atlantic Coast	58	77,455
Other British Possessions	2	3	3	5,055	3,927	2,460	2,199	837
TOTAL BRITISH EMPIRE	9,738	8,778	7,776	11,335	9,516	2,18,92,964	1,80,93,940	1,39,36,462	2,06,78,306	1,61,99,628
China (exclusive of Hongkong and Macao)	162	136	105	43	32	1,93,560	1,67,080	1,09,047	34,350	24,467
United States of America— Via Atlantic Coast	51	1	..	20	29	1,13,250	1,500	..	56,505	30,000
Other Foreign Countries	4	1	1	2	2,551	5,430	4,910	1,563	6,051
TOTAL FOREIGN COUNTRIES	213	141	106	73	63	3,09,361	1,74,010	1,13,957	95,568	66,508
<i>Share of Bengal</i>	27	32	44	59	84	3,707	65,002	85,335	50,760	128,160
" <i>Bombay</i>	477	368	197	371	184	17,50,296	13,26,716	6,97,542	3,28,314	3,32,912
" <i>Sind</i>	5	3	17	37	24	12,358	15,908	37,195	77,286	43,761
" <i>Madras</i>	9,238	8,305	7,481	10,393	9,243	2,01,46,924	1,66,03,392	1,30,75,517	1,97,31,414	1,56,69,546
" <i>Burma</i>	306	306	143	48	44	2,51,040	2,56,532	1,54,327	40,666	36,769
TOTAL	9,951	8,919	7,882	11,408	9,570	2,22,02,305	1,82,67,050	1,40,50,419	2,07,68,214	1,62,06,130
Half Skins—										
Buffalo Calf Skins (III. I)— United Kingdom (including Channel Islands)	851	806	315	411	394	8,37,454	6,38,021	5,55,300	7,82,387	7,18,141
Other British Possessions	439	214	26	100	50
TOTAL BRITISH EMPIRE	851	806	315	411	394	8,37,893	6,38,235	5,55,326	7,82,487	7,18,191

No. 11—continued

ARTICLES, AND COUNTRIES OF FINAL DESTINATION; ALSO SHARE OF EACH PROVINCE	QUANTITY					VALUE				
	1930-31	1931-32	1932-33	1933-34	1934-35	1930-31	1931-32	1932-33	1933-34	1934-35
Leather—continued										
<i>Hides, tanned or dressed— continued</i>										
<i>Calf Skins—continued</i>										
Buffalo Calf Skins (III. I)— continued	Tons	Tons	Tons	Tons	Tons					
United States of America— Vid Atlantic Coast . . .	30	1,10,480
Share of Bombay . . .	1	1	..	1	..	5,400	3,000	..	2,900	..
“ Sind	1	3	1,800	3,407	994	..
“ Madras . . .	386	394	312	410	394	9,51,932	6,33,435	5,51,925	7,73,523	7,13,191
TOTAL . . .	387	306	315	411	394	9,57,382	6,38,235	5,55,332	7,82,427	7,16,191
Cow Calf Skins (III. I)—	Tons	Tons	Tons	Tons	Tons					
United Kingdom (including Channel Islands) . . .	516	450	419	585	652	15,30,938	12,84,058	10,00,284	13,33,748	15,06,960
Other British Possessions	2,220	1,054	480	253	..
TOTAL BRITISH EMPIRE . . .	516	450	419	585	652	15,33,158	12,85,112	10,00,764	13,34,001	15,06,960
TOTAL FOREIGN COUNTRIES . . .	1	4,800	1,000	450	2,600	..
Share of Bengal	600	500	..	2,000	..
“ Bombay . . .	11	3	..	85,140	3,000	..	7,220	..
“ Sind . . .	6	2	4	4	..	19,902	4,412	7,159	7,386	1,654
“ Madras . . .	500	443	415	578	652	14,62,311	12,78,200	9,94,075	13,19,995	15,06,966
TOTAL . . .	517	450	419	585	652	15,37,058	12,86,112	10,01,214	13,36,601	15,06,960
Total Calf Skins—	Tons	Tons	Tons	Tons	Tons					
United Kingdom (including Channel Islands) . . .	807	756	734	996	1,046	23,08,387	19,22,070	15,55,590	21,16,185	22,25,101
Other British Possessions	2,659	1,268	506	363	59
TOTAL BRITISH EMPIRE . . .	807	756	734	996	1,046	23,11,046	19,23,338	15,56,096	21,16,548	22,25,161
United States of America— Vid Atlantic Coast . . .	36	1,19,489	600	..
Other Foreign Countries . . .	1	4,800	1,000	450	2,000	..
TOTAL FOREIGN COUNTRIES . . .	37	1,24,289	1,000	450	2,600	..
Share of Bengal	600	500	..	2,000	..
“ Bombay . . .	12	1	..	4	..	60,540	6,000	..	10,120	..
“ Sind . . .	6	3	7	4	..	19,902	6,212	10,668	8,380	1,654
“ Madras . . .	886	752	727	988	1,046	24,14,293	19,11,635	15,45,922	20,98,588	22,24,997
TOTAL . . .	904	756	734	996	1,046	24,95,835	19,24,347	15,56,546	21,19,088	22,25,161
Other hides (III. I)—	Tons	Tons	Tons	Tons	Tons					
TOTAL BRITISH EMPIRE	2	740	616	..	195	5
Share of Bengal	2	582
“ Madras	740	64	..	195	5
TOTAL	2	740	616	..	195	5

GENERAL EXPORTS

(574)

INDIAN MERCHANDISE

No. 11—continued

ARTICLES, AND COUNTRIES OF FINAL DESTINATION; ALSO SHARE OF EACH PROVINCE	QUANTITY					VALUE				
	1930-31	1931-32	1932-33	1933-34	1934-35	1930-31	1931-32	1932-33	1933-34	1934-35
	Tons	Tons	Tons	Tons	Tons	R	R	R	R	R
Leather—continued										
<i>Total Hides, tanned or dressed—</i>										
United Kingdom (including Channel Islands)	11,082	9,993	8,831	13,000	11,170	2,51,47,135	2,08,23,998	1,59,29,427	2,38,33,982	1,94,40,845
Palestine	8	5	3	1	..	10,500	9,050	2,700	1,800	950
Aden and Dependencies	16	17	15	22	70	38,818	27,859	23,599	31,578	22,342
Ceylon (excluding Maldives)	1	4,292	5,261	3,274	6,831	5,085
Hongkong	47	68	85	5	12	60,350	87,250	43,120	6,200	12,300
Zanzibar and Pemba	4	3	1	2	3	19,781	8,417	6,572	6,556	5,412
Kenya Colony	28	17	12	16	20	73,641	88,305	31,862	39,518	39,018
Tanganyika Territory	2	4	4	3	6	8,625	8,425	6,200	8,700	12,868
Canada—										
Vid Atlantic Coast	53	77,455
Other British Possessions	2	3	3	1	..	5,003	4,327	2,560	3,123	452
TOTAL BRITISH EMPIRE	11,242	10,110	8,974	13,050	11,228	2,54,45,600	2,10,12,200	1,61,50,304	2,39,38,033	1,95,48,672
Syria	18	23	8	4	11	36,800	31,850	13,150	4,400	18,700
Iraq	20	18	10	10	10	33,890	27,333	21,208	26,049	24,075
Iran	2	1	7,518	2,000	1,350	200	..
China (exclusive of Hongkong and Macao)	167	136	105	43	32	1,98,560	1,07,080	1,00,047	31,350	24,457
United States of America—										
Vid Atlantic Coast	98	10	8	36	78	2,47,739	21,330	15,070	72,105	1,43,250
Other Foreign Countries	1	2	1	4	2	6,183	2,835	1,537	4,914	3,031
TOTAL FOREIGN COUNTRIES	301	190	132	108	142	5,30,690	2,53,228	1,61,362	1,42,108	2,14,713
Share of Bengal	27	34	44	59	90	4,307	66,964	35,335	92,750	1,46,935
„ Bombay	552	436	238	423	242	20,00,413	14,42,509	7,82,671	9,12,611	4,73,799
„ Sind	11	12	26	41	24	32,880	23,070	52,254	85,720	40,995
„ Madras	10,727	9,612	8,535	12,585	10,970	2,36,75,447	1,94,76,443	1,51,36,609	2,29,48,510	1,90,55,899
„ Burma	216	206	143	48	44	2,63,253	2,56,532	1,54,327	40,050	36,757
TOTAL	11,543	10,300	9,036	13,156	11,370	2,59,76,290	2,12,65,518	1,62,11,726	2,40,80,141	1,97,63,385
Skins, tanned or dressed—										
<i>Goat skins (H.L.I.)—</i>										
United Kingdom (including Channel Islands)	2,986	2,496	2,887	3,400	3,506	1,70,59,501	1,56,78,805	1,67,82,273	1,65,46,808	1,77,50,635
Ceylon (excluding Maldives)	3	1	..	5,818	3,078	1,238	5,081	2,414
Union of South Africa	2	7,010
Commonwealth of Australia	..	8	2	4,100	7,516	3,965	1,130	3,248
Other British Possessions	1,220	400	291	275	220
TOTAL BRITISH EMPIRE	2,986	2,499	2,890	3,401	3,510	1,70,70,639	1,56,89,799	1,67,87,767	1,65,59,854	1,77,72,527
Sweden	4	13,260
Germany	4	3	3	21,635	1,310	..	12,710	18,207
Netherlands	50	24	6	1	2	8,32,276	2,25,600	42,000	5,000	8,304
Belgium	..	4	1	8,000	19,384	2,069	2,400	..
France	1	13	9	39	15	9,520	86,118	60,549	1,97,558	95,199
Italy (including Fiume)	4	73	2,700	25,476
Japan	1	..	2	17	21	6,950	2,000	15,400	84,395	87,300
United States of America—										
Vid Atlantic Coast	79	58	7	87	50	4,22,390	2,96,340	39,000	3,86,664	2,58,430
„ Pacific	3	2	15,000	9,000
Other Foreign Countries	1	..	1	40	..	1,228	1,200	3,900
TOTAL FOREIGN COUNTRIES	135	107	26	150	108	7,94,995	6,30,161	1,50,546	7,97,637	5,10,192

No. 11—continued

ARTICLES, AND COUNTRIES OF FINAL DESTINATION ; ALSO SHARE OF EACH PROVINCE	QUANTITY					VALUE				
	1890-91	1931-32	1932-33	1933-34	1934-35	1930-31	1931-32	1932-33	1933-34	1934-35
Leather—continued										
<i>Skins, tanned or dressed</i> —continued										
Goat skins (III. I)—continued	Tons	Tons	Tons	Tons	Tons					
Share of Bengal	2	1	11,625	9,691	2,160	659	256
“ Bombay	312	201	216	279	218	19,93,812	11,83,980	9,12,044	11,69,075	9,09,438
“ Sind	28	9	4	8	35	1,20,232	29,373	11,176	21,422	59,390
“ Madras	2,779	2,395	2,696	3,264	3,365	1,57,39,515	1,50,96,916	1,60,12,649	1,60,99,431	1,73,01,635
“ Burma	400
TOTAL	3,121	2,606	2,916	3,551	3,018	1,78,65,634	1,63,10,960	1,60,38,013	1,72,60,801	1,82,01,710
Sheep skins (III. I)—										
United Kingdom (including Channel Islands)	Tons	Tons	Tons	Tons	Tons					
Ceylon (excluding Maldives)	1	4	17	8	12	18,490	13,134	11,504	18,212	2,572
Straits Settlements	108	88	85	73	31	4,41,821	3,00,638	2,95,003	2,61,620	2,38,020
Kenya Colony	1	1	1	10,554	6,422	5,800	6,807	6,770
Other British Possessions	1	..	1	5,021	3,880	8,707	8,765	7,830
TOTAL BRITISH EMPIRE	2,467	2,273	1,973	2,334	2,200	1,46,73,433	1,10,20,362	98,60,040	1,14,24,202	1,09,17,012
Germany	2	80	33	15,520	40,037	61,045
Netherlands	13	6	12	53,597	24,000	55,000
France	1	1,120	..	205	50	9,751
Italy (including Fiume)	1	13,036	3,000	91
Sumatra	1	..	3,279	1,075	..	5,800
Japan	504	505	468	520	598	29,09,152	23,86,932	20,49,415	20,70,344	24,27,993
United States of America—										
Via Atlantic Coast	15	5	..	3	1	1,19,258	83,600	..	24,000	300
Other Foreign Countries	3	1	2	11,168	1,005	4,080	138	2,580
TOTAL FOREIGN COUNTRIES	538	517	477	563	632	31,22,806	26,32,416	21,09,866	21,44,799	26,07,444
Share of Bengal	719	900	60	287	637
“ Bombay	230	223	108	237	143	14,85,637	9,42,459	4,02,368	3,80,394	6,45,017
“ Sind	66	62	19	60	60	4,11,473	2,27,391	46,635	1,20,609	1,33,207
“ Madras	2,678	2,505	2,324	2,590	2,629	1,57,93,669	1,24,82,025	1,14,60,031	1,25,67,701	1,26,45,346
“ Burma	1	..	1	4,750	..	812	..	950
TOTAL	3,005	2,790	2,450	2,887	2,832	1,76,06,239	1,36,52,778	1,10,69,906	1,35,68,071	1,34,24,456
Other skins (III. I)—										
United Kingdom (including Channel Islands)	Tons	Tons	Tons	Tons	Tons					
Straits Settlements	10,360	45
Commonwealth of Australia	1,059	5,900	15,350	14,500	..
Other British Possessions	1	2,785	884	2,073	867	3,196
TOTAL BRITISH EMPIRE	62	91	109	128	95	11,36,237	13,11,030	13,05,421	15,17,250	7,26,864
Germany	2	5,750	7,463	54,510	16,400	3,705
Netherlands	8	3,100	2,500	32,697	3,850	..
Belgium	5,400	..	3,000	..	400
France	4	30	30,409	12,970	8,579	..
Italy (including Fiume)	1	532	2,277	11,665	650	4,020
United States of America—										
Via Atlantic Coast	2	45,626	11,521	2,580
Other Foreign Countries	800	1,000	784	..	80
TOTAL FOREIGN COUNTRIES	2	4	10	..	1	60,738	85,170	1,18,156	20,479	5,205

GENERAL EXPORTS

(576)

INDIAN MERCHANDISE

No. 11—continued

ARTICLES, AND COUNTRIES OF FINAL DESTINATION; ALSO SHARE OF EACH PROVINCE	QUANTITY					VALUE				
	1930-31	1931-32	1932-33	1933-34	1934-35	1930-31	1931-32	1932-33	1933-34	1934-35
	Tons	Tons	Tons	Tons	Tons	R	R	R	R	R
Leather—continued										
<i>Skins, tanned or dressed—concluded</i>										
<i>Other skins (III.1)—continued</i>										
Share of Bengal	15	36	63	83	42	3,41,644	6,36,739	9,42,221	11,12,663	4,66,753
" Bombay	3	1	2	1	..	41,733	35,768	15,036	11,244	14,062
" Sind	18	8	8	6	1	1,81,132	1,49,368	89,726	50,817	15,153
" Madras	34	53	46	39	53	6,32,516	5,74,411	4,66,696	3,72,424	2,38,602
TOTAL	64	98	119	128	96	11,07,025	18,90,260	15,13,677	15,46,748	7,34,569
TOTAL SKINS, TANNED OR DRESSED—	Tons	Tons	Tons	Tons	Tons					
United Kingdom (including Channel Islands)	5,405	4,770	4,865	5,781	5,705	3,22,78,691	2,76,79,364	2,76,99,207	2,01,77,668	2,01,24,169
Ceylon (excluding Maldives)	1	4	20	9	13	27,017	17,146	13,236	24,100	28,022
Straits Settlements	108	88	85	73	81	4,58,081	3,90,633	3,95,063	2,81,805	2,39,085
Union of South Africa	2	7,170
Kenya Colony	1	1	1	11,074	6,522	5,816	6,807	6,770
Commonwealth of Australia	3	3	5,150	13,416	20,155	20,325	7,210
Other British Possessions	1	5,356	4,180	9,809	4,070	3,527
TOTAL BRITISH EMPIRE	5,515	4,866	4,972	5,868	5,805	3,27,80,369	2,80,21,251	2,80,43,228	2,04,04,825	2,04,15,003
Sweden	4	150	..	13,260
Germany	6	..	2	23	36	42,905	3,782	54,510	78,747	83,017
Netherlands	63	40	26	1	2	3,88,883	2,51,500	1,29,897	8,850	8,364
Belgium	4	1	8,400	19,384	5,669	2,400	400
France	1	17	9	89	16	10,670	1,46,527	63,724	2,06,187	1,04,046
Italy (including Trieste)	1	5	13,698	5,277	11,756	3,350	20,496
Samatra	1	..	3,279	1,075	..	5,900
Japan	505	505	465	537	617	29,15,202	25,68,932	20,64,816	21,54,649	25,15,268
United States of America—										
Vid Atlantic Coast	96	61	7	90	57	5,87,274	3,41,461	41,550	4,11,364	2,58,780
" Pacific "	3	2	15,000	9,000
Other Foreign Countries	3	1	3	..	1	11,509	2,607	5,342	1,338	0,560
TOTAL FOREIGN COUNTRIES	675	628	518	703	741	39,78,630	33,47,747	23,78,263	23,81,785	30,31,841
Share of Bengal	17	37	63	83	42	3,53,979	6,47,320	9,44,431	11,13,889	4,67,645
" Bombay	545	425	324	517	361	36,21,182	31,62,207	13,89,447	20,60,713	16,69,617
" Sind	156	79	31	73	96	7,12,887	4,06,116	1,47,631	1,92,348	2,37,750
" Madras	5,191	4,953	5,066	5,893	6,047	3,21,66,700	2,81,53,356	2,79,39,275	2,90,09,160	3,01,86,532
" Burma	1	..	1	5,150	..	312	..	250
TOTAL	0,190	5,494	5,485	6,566	6,546	3,67,58,898	3,13,68,698	3,04,21,498	3,23,76,610	3,24,50,744
Total Hides and Skins, tanned or dressed—	Tons	Tons	Tons	Tons	Tons					
United Kingdom (including Channel Islands)	16,457	14,763	13,696	18,781	16,876	6,74,25,816	4,86,08,350	4,30,23,634	5,30,11,500	4,85,74,014
Palestine	8	5	3	1	..	10,500	9,050	3,700	1,600	950
Aden and Dependencies	16	17	16	22	16	39,883	27,309	26,121	31,573	22,434
Ceylon (excluding Maldives)	1	4	20	9	14	81,309	22,407	16,512	30,991	33,707
Straits Settlements	110	90	88	74	81	4,57,434	3,08,035	2,97,163	2,64,170	2,30,095
Hongkong	47	63	35	5	12	60,350	87,250	48,120	6,200	12,300
Union of South Africa	2	298	7,372
Zanzibar and Pemba	4	3	1	3	3	21,198	11,002	8,182	9,080	6,522
Kenya Colony	29	18	18	16	20	81,715	44,827	37,678	46,325	45,788
Tanganyika Territory	2	4	4	3	6	8,925	8,610	7,650	9,740	18,343

No. 11—continued *

ARTICLES, AND COUNTRIES OF FINAL DESTINATION; ALSO SHARE OF EACH PROVINCE	QUANTITY					VALUE				
	1930-31	1931-32	1932-33	1933-34	1934-35	1930-31	1931-32	1932-33	1933-34	1934-35
	Tons	Tons	Tons	Tons	Tons	R	R	R	R	R
Leather—continued										
<i>Total Hides and Skins, tanned or dressed—continued</i>										
Canada—										
Via Atlantic Coast	53	77,455
Commonwealth of Australia	4	3	5,150	14,016	20,155	20,325	7,210
Other British Possessions	3,254	1,785	3,777	1,050	1,540
TOTAL BRITISH EMPIRE	16,757	14,076	13,876	13,013	17,033	6,82,25,950	4,90,83,541	4,40,93,592	5,34,32,858	4,80,04,575
Sweden	4	150	..	13,200
Germany	7	..	2	33	37	46,605	8,807	54,510	78,747	85,042
Netherlands	63	40	20	1	2	3,88,883	2,51,500	1,29,697	8,550	8,304
Belgium	4	1	8,400	19,384	5,669	2,400	400
France	1	17	9	30	10	11,270	1,43,527	63,724	2,08,187	1,04,040
Italy (including Flume)	1	5	13,698	5,277	11,756	3,350	29,496
Syria	18	23	8	1	11	36,800	31,850	13,150	4,400	18,700
Iraq	20	18	10	10	10	33,890	27,233	21,208	26,187	24,875
Iran	2	1	7,518	2,900	1,350	200	..
Sumatra	1	400	3,270	1,075	..	5,800
China (excluding of Hongkong and Macao)	168	136	108	43	32	2,03,310	1,68,080	1,09,889	34,350	24,457
Japan	505	507	466	537	617	29,15,202	55,71,632	20,65,805	21,54,819	25,15,268
United States of America—										
Via Atlantic Coast	189	71	15	126	135	8,35,013	3,62,701	56,600	4,83,459	4,01,980
" Pacific "	3	2	15,000	9,000
Other Foreign Countries	2	1	2	4	2	8,342	1,715	4,987	5,914	8,100
TOTAL FOREIGN COUNTRIES	976	818	645	809	883	45,09,229	36,00,975	25,89,030	30,38,893	32,49,554
Share of Bengal	44	71	107	142	132	3,58,285	7,14,284	10,30,256	12,06,639	6,14,530
" Bombay	1,107	361	562	840	603	55,21,595	36,04,716	21,72,113	29,73,324	29,33,316
" Sind	147	91	57	114	130	7,46,747	4,29,130	1,99,315	2,78,568	2,57,745
" Madras	16,218	14,555	13,551	15,478	17,917	5,58,41,147	4,76,29,798	4,30,75,884	5,19,67,570	4,92,41,481
" Burma	217	206	144	48	44	2,68,413	2,56,532	1,55,139	49,550	37,007
TOTAL	17,738	15,794	14,521	19,733	17,916	9,27,35,183	5,26,34,516	4,66,33,223	5,04,56,761	5,22,14,120
Unwrought (III. 1)—										
United Kingdom (including Channel Islands)	1,088	386	2,784	7,088	9,301	4,76,024	2,37,996	5,29,196	18,15,000	18,39,579
Cyprus	31	6	9	10	36	8,782	847	8,063	2,351	9,631
Palestine	8	..	22	500	..	2,500
Ceylon (excluding Maldives)	105	79	107	90	167	20,234	21,452	10,862	16,315	26,538
Straits Settlements	49	27	41	44	123	7,034	4,688	3,466	3,489	27,210
Hongkong	112	178	156	6,000	256	..	2,960
Union of South Africa	2	4	18	20	60	470	1,810	4,146	4,805	18,054
Zanzibar and Pemba	24	27	38	17	12	4,522	4,093	5,016	2,937	1,790
Kenya Colony	75	64	113	154	363	11,421	8,411	18,584	25,600	42,315
Mauritius and Dependencies	17	4	3	8	..	5,659	1,080	469	627	..
Commonwealth of Australia	4	6	13	10,575	2,100	2,700
New Zealand	20	..	6	2	15	18,041	..	18,080	100	7,015
Other British Possessions	33	22	65	40	84	4,880	4,510	7,876	4,525	3,797
TOTAL BRITISH EMPIRE	1,451	787	3,201	7,463	10,342	5,63,298	2,92,092	6,07,463	18,33,039	19,57,563
Germany	10	6	275	4	..	9,000	834	15,199	730
Syria	75	49	10	..	88	5,430	2,593	500	..	7,000
Iraq	1,451	1,656	1,503	1,179	1,623	1,74,665	2,04,558	1,59,617	1,28,997	1,84,941
Iran	77	47	252	20	..	18,627	9,094	23,702	2,475	..
Java	708	231	128	4	1	1,64,197	50,435	27,325	180	180
Egypt	48	4	6,175	719
Other Foreign Countries	238	33	36	47	66	8,341	4,869	9,180	9,477	13,697
TOTAL FOREIGN COUNTRIES	2,697	2,026	1,935	1,525	1,786	3,72,495	2,80,549	2,21,258	1,56,298	2,07,267

GENERAL EXPORTS

(576)

INDIAN MERCHANDISE

No. 11—continued

ARTICLES, AND COUNTRIES OF FINAL DESTINATION; ALSO SHARE OF EACH PROVINCE	QUANTITY					VALUE				
	1930-31	1931-32	1932-33	1933-34	1934-35	1930-31	1931-32	1932-33	1933-34	1934-35
	Tons	Tons	Tons	Tons	Tons	Rs	Rs	Rs	Rs	Rs
Leather—continued										
<i>Skins, tanned or dressed— concluded</i>										
<i>Other skins (III.1)—continued</i>										
<i>Share of Bengal</i>	15	36	63	83	42	3,41,644	6,36,729	9,42,221	11,12,663	4,66,732
<i>" Bombay</i>	3	1	2	1	..	41,732	35,768	15,035	11,244	14,062
<i>" Sind</i>	12	8	3	5	1	1,21,132	1,49,352	39,726	50,817	16,153
<i>" Madras</i>	34	53	46	39	53	6,32,516	8,74,411	4,66,595	3,72,624	2,32,692
TOTAL	64	98	119	123	96	11,07,025	18,90,260	15,18,577	15,46,748	7,34,599
TOTAL SKINS, TANNED OR DRESSED—										
United Kingdom (including Channel Islands)	5,405	4,770	4,865	6,781	5,703	3,22,78,631	2,76,70,354	2,76,99,207	2,91,77,568	2,91,24,169
Ceylon (excluding Maldives)	1	4	20	9	13	27,017	17,116	13,235	24,160	28,022
Straits Settlements	108	88	85	73	81	4,53,081	8,00,633	3,55,063	2,61,805	2,39,035
Union of South Africa	2	7,170
Kenya Colony	1	1	1	11,074	6,522	5,816	6,807	6,770
Commonwealth of Australia	8	3	5,150	13,416	20,155	20,325	7,210
Other British Possessions	1	5,356	4,180	9,809	4,070	3,527
TOTAL BRITISH EMPIRE	5,515	4,866	4,972	6,863	5,805	3,27,80,369	2,80,21,251	2,80,43,228	2,94,94,825	2,94,15,003
Sweden	4	150	..	13,260
Germany	6	..	2	23	36	42,905	8,782	54,510	78,747	83,017
Netherlands	63	40	26	1	2	3,82,833	2,51,500	1,29,697	8,850	8,364
Belgium	4	1	8,400	19,384	5,660	2,400	400
France	1	17	9	30	16	10,070	1,46,527	63,724	2,06,187	1,04,040
Italy (including Fiume)	1	5	13,696	5,277	11,756	3,350	20,498
Sumatra	1	..	3,279	1,075	..	5,800
Japan	505	505	465	537	617	20,15,202	25,68,932	20,64,815	21,54,649	25,15,268
United States of America—										
<i>Via Atlantic Coast</i>	96	61	7	90	57	5,87,274	3,41,461	41,530	4,11,264	2,58,730
<i>" Pacific "</i>	3	2	15,000	9,000
Other Foreign Countries	3	1	3	..	1	11,509	2,607	5,342	1,338	6,560
TOTAL FOREIGN COUNTRIES	675	628	518	703	741	30,78,539	33,47,747	29,78,269	28,81,785	30,31,841
<i>Share of Bengal</i>	17	37	63	83	42	3,53,979	6,47,320	9,44,431	11,13,889	4,67,645
<i>" Bombay</i>	546	425	324	517	381	3,621,182	21,62,207	13,89,447	20,60,713	15,59,517
<i>" Sind</i>	156	79	31	73	96	7,12,387	4,06,116	1,47,531	1,92,848	2,37,750
<i>" Madras</i>	5,491	4,953	5,066	5,893	6,047	3,21,65,700	2,21,53,355	2,79,39,276	2,90,09,160	3,01,86,582
<i>" Burma</i>	1	..	1	5,150	..	812	..	250
TOTAL	6,190	5,494	5,485	6,560	6,546	3,67,58,898	3,13,68,698	3,04,21,495	3,23,76,610	3,24,50,744
Total Hides and Skins, tanned or dressed—										
United Kingdom (including Channel Islands)	16,457	14,763	13,606	18,781	16,876	5,74,25,816	4,85,03,350	4,36,28,634	5,30,11,500	4,85,74,014
Palestine	8	5	3	1	..	10,500	9,050	3,700	1,000	950
Arabia and Dependencies	16	17	10	22	16	33,863	27,309	26,121	31,573	22,434
Ceylon (excluding Maldives)	1	4	20	9	14	81,309	22,407	16,512	30,991	33,707
Straits Settlements	110	90	88	74	81	4,67,434	3,03,035	2,97,103	2,64,170	2,39,095
Hongkong	47	68	35	5	12	60,350	87,250	43,120	6,200	12,300
Union of South Africa	2	298	7,372
Zanzibar and Pemba	4	3	1	2	3	21,198	11,002	8,182	9,036	6,822
Kenya Colony	29	18	12	10	20	84,715	44,827	37,678	46,825	45,788
Tanganyika Territory	2	4	4	3	6	3,925	8,610	7,650	9,740	18,348

No. 11—continued

ARTICLES, AND COUNTRIES OF FINAL DESTINATION; ALSO SHARE OF EACH PROVINCE	QUANTITY					VALUE				
	1930-31	1931-32	1932-33	1933-34	1934-35	1930-31	1931-32	1932-33	1933-34	1934-35
Leather—continued						R	R	R	R	R
Manufactures (excluding boots and shoes)—continued										
Other sorts (III. 1)—										
United Kingdom (including Channel Islands)	—	—	—	—	—	3,055	2,460	2,523	2,074	0,702
Ceylon (excluding Maldives).	—	—	—	—	—	44,111	37,211	44,128	74,051	45,000
Hongkong	—	—	—	—	—	800	8,017	1,700	180	100
Union of South Africa	—	—	—	—	—	370	50	..	5,802	8,045
Kenya Colony	—	—	—	—	—	11,985	8,775	9,930	27,250	31,087
Other British Possessions	—	—	—	—	—	12,012	10,408	6,323	13,759	14,105
TOTAL BRITISH EMPIRE	—	—	—	—	—	72,423	60,921	64,602	1,24,026	1,08,228
Iraq	—	—	—	—	—	7,155	5,188	4,694	6,389	4,450
Siam	—	—	—	—	—	22,190	26,902	170
Portuguese East Africa	—	—	—	—	—	3,050	3,500	7,160	16,880	16,653
United States of America—										
Via Atlantic Coast	—	—	—	—	—	4,165	1,280	17,979
" Pacific "	—	—	—	—	—	2,200
Other Foreign Countries	—	—	—	—	—	7,511	6,045	5,100	5,631	7,170
TOTAL FOREIGN COUNTRIES	—	—	—	—	—	47,171	43,815	35,109	28,350	28,273
Share of Bengal	—	—	—	—	—	39,219	33,325	5,472	6,825	3,647
" Bombay	—	—	—	—	—	74,821	69,558	36,271	1,26,969	1,03,654
" Sind	—	—	—	—	—	1,120	775	710	6	..
" Madras	—	—	—	—	—	4,427	7,005	7,253	18,575	29,200
" Burma	—	—	—	—	—	7	75
TOTAL	—	—	—	—	—	1,19,594	1,10,738	99,711	1,52,376	1,36,501
Total Value of Leather—										
United Kingdom (including Channel Islands)	—	—	—	—	—	5,70,06,823	4,87,46,721	4,41,61,855	5,48,29,784	5,04,24,055
Cyprus	—	—	—	—	—	8,782	847	3,063	2,851	9,031
Palestine	—	—	—	—	—	11,000	9,050	6,380	1,635	2,350
Aden and Dependencies	—	—	—	—	—	46,613	31,898	35,089	42,470	34,409
Ceylon (excluding Maldives)	—	—	—	—	—	98,204	93,971	91,700	1,29,527	1,28,084
Straits Settlements	—	—	—	—	—	4,88,996	3,10,859	3,02,281	2,78,052	2,67,484
Hongkong	—	—	—	—	—	61,446	1,01,287	45,075	6,830	15,350
Union of South Africa	—	—	—	—	—	6,467	2,458	5,005	14,041	36,026
Zanzibar and Pemba	—	—	—	—	—	28,645	16,845	15,823	14,478	12,605
Kenya Colony	—	—	—	—	—	1,29,847	77,803	85,637	1,25,479	1,44,088
Tanganyika Territory	—	—	—	—	—	20,775	16,625	14,350	15,490	21,893
Mauritius and Dependencies	—	—	—	—	—	10,013	4,422	6,180	2,847	4,300
Canada—										
Via Atlantic Coast	—	—	—	—	—	79,622
Commonwealth of Australia	—	—	—	—	—	15,725	17,016	20,155	20,325	9,910
New Zealand	—	—	—	—	—	18,041	25	14,720	900	7,015
Other British Possessions	—	—	—	—	—	4,906	3,285	7,134	8,720	10,781
TOTAL BRITISH EMPIRE	—	—	—	—	—	5,89,13,905	4,94,33,090	4,48,15,016	5,49,02,083	5,11,29,271
Sweden	—	—	—	—	—	..	200	150	..	13,260
Germany	—	—	—	—	—	46,505	20,307	56,244	94,140	83,772
Netherlands	—	—	—	—	—	3,88,883	2,53,400	1,30,207	3,850	8,364
Belgium	—	—	—	—	—	8,400	20,004	7,880	4,745	400
France	—	—	—	—	—	11,270	1,46,762	63,724	2,08,187	1,04,946
Italy (including Fiume)	—	—	—	—	—	15,301	5,277	11,758	3,820	32,041
Syria	—	—	—	—	—	42,230	34,443	13,650	4,400	25,700
Native States in Arabia other than Maskat Terri- tory and Trucial Oman	—	—	—	—	—	2,780	1,110	1,337	2,430	6,205
Iraq	—	—	—	—	—	2,20,722	2,44,076	1,94,109	1,60,815	2,23,581
Iran	—	—	—	—	—	24,506	1,45,439	26,915	67,867	1,35,953

GENERAL EXPORTS

(580)

INDIAN MERCHANDISE

No. 11—continued

ARTICLES, AND COUNTRIES OF FINAL DESTINATION; ALSO SHARE OF EACH PROVINCE	QUANTITY					VALUE				
	1930-31	1931-32	1932-33	1933-34	1934-35	1930-31	1931-32	1932-33	1933-34	1934-35
Leather—continued						R	R	R	R	R
<i>Total Value of Leather— continued</i>										
Sumatra	—	—	—	—	—	400	3,270	1,075	1,423	6,542
Java	—	—	—	—	—	1,07,707	50,035	28,175	180	3,211
Slam	—	—	—	—	—	67,541	30,205	5,851	200	365
China (exclusive of Hongkong and Macao)	—	—	—	—	—	2,06,060	1,03,455	1,09,880	34,980	24,457
Japan	—	—	—	—	—	20,15,202	25,71,702	20,65,865	21,59,154	25,15,308
Egypt	—	—	—	—	—	8,767	400	820	4,400	719
Portuguese East Africa	—	—	—	—	—	16,160	22,435	21,732	35,185	30,248
Italian East Africa (Somali- land and Eritrea)	—	—	—	—	—	500	..	1,475	1,102	6,200
United States of America—										
Fid Atlantic Coast	—	—	—	—	—	8,39,178	3,04,146	74,070	4,83,962	4,02,760
Pacific "	—	—	—	—	—	2,200	15,000	9,000
Other Foreign Countries	—	—	—	—	—	6,811	3,641	11,206	7,494	17,965
TOTAL FOREIGN COUNTRIES	—	—	—	—	—	40,97,303	40,86,606	26,20,685	33,05,340	36,59,057
²										
Share of Bengal	—	—	—	—	—	5,80,042	7,69,664	12,39,293	19,79,128	14,13,091
" Bombay	—	—	—	—	—	52,86,460	41,00,233	27,34,927	35,03,637	26,27,182
" Sind	—	—	—	—	—	7,49,641	4,37,892	2,18,077	2,98,390	2,90,145
" Madras	—	—	—	—	—	5,64,26,427	4,79,53,855	4,32,94,255	5,24,76,618	5,04,16,796
" Burma	—	—	—	—	—	2,68,638	2,68,002	1,56,139	40,550	40,214
TOTAL	—	—	—	—	—	6,39,11,208	5,35,10,606	4,76,41,701	5,82,98,823	5,47,88,328
Liquors—										
<i>Spirit (I. D.)—</i>										
Ceylon (excluding Maldives)	136	1,052	..	12,266	17,080	398	980	..	10,335	14,272
Other British Possessions	51	368	135	550	429	141	954	350	1,174	607
TOTAL BRITISH EMPIRE	187	1,420	135	12,816	17,509	539	1,934	350	11,509	14,969
TOTAL FOREIGN COUNTRIES	178	264	178	..	80	328	306	388	..	55
Share of Bengal	51	1,219	100	12,736	14,300	141	1,612	260	11,402	11,444
" Bombay	178	264	213	..	44	328	396	438	..	385
" Madras	136	200	..	80	3,195	398	235	..	107	3,195
" Burma	1	87
TOTAL	365	1,684	313	12,816	17,530	867	2,330	738	11,509	15,024
<i>Other sorts of Liquors (I. D.)—</i>										
TOTAL BRITISH EMPIRE	6	..	670	1	..	20	..	715	5	..
TOTAL FOREIGN COUNTRIES	3	1	..	40	6
Share of Bengal	656	452
" Bombay	3	1	..	40	6
" Madras	6	..	114	20	..	263
" Burma	1	6	..
TOTAL	6	3	670	1	1	20	40	715	5	6
TOTAL LIQUORS	371	1,687	983	12,817	17,540	887	2,370	1,453	11,514	15,080
Machinery and Mill- work of all kinds (III. J)—										
United Kingdom (including Channel Islands)	—	—	—	—	—	5,263	16,195	33,359	1,304	3,988
Ceylon (excluding Maldives)	—	—	—	—	—	7,127	5,074	6,804	11,600	12,468
Straits Settlements	—	—	—	—	—	2,700	1,775	2,024	3,672	9,027
Union of South Africa	—	—	—	—	—	950	8,448	1,870
Kenya Colony	—	—	—	—	—	4,240	600	3,885	11,112	4,108
Other British Possessions	—	—	—	—	—	3,040	3,707	2,137	4,855	9,361
TOTAL BRITISH EMPIRE	—	—	—	—	—	23,320	27,351	48,208	40,767	40,812

No. 11—continued

ARTICLES, AND COUNTRIES OF FINAL DESTINATION; ALSO SHARE OF EACH PROVINCE	QUANTITY					VALUE				
	1930-31	1931-32	1932-33	1933-34	1934-35	1930-31	1931-32	1932-33	1933-34	1934-35
Machinery and Millwork of all kinds (III. J)—continued						R	R	R	R	R
Germany	—	—	—	—	—	8,604	959	—	50	600
United States of America—										
<i>Via Atlantic Coast.</i>	—	—	—	—	—	16,155	..	162
<i>" Pacific "</i>	—	—	—	—	—	1,250
Other Foreign Countries	—	—	—	—	—	10,478	4,190	4,224	12,170	12,435
TOTAL FOREIGN COUNTRIES.	—	—	—	—	—	19,087	5,149	20,629	12,220	13,187
<i>Share of Bengal</i>	—	—	—	—	—	27,772	17,758	60,308	40,060	42,696
<i>" Bombay</i>	—	—	—	—	—	7,315	10,326	4,470	12,527	7,679
<i>" Madras</i>	—	—	—	—	—	6,820	4,416	4,119	390	2,838
<i>" Burma</i>	—	—	—	—	—	460	837
TOTAL	—	—	—	—	—	42,367	32,500	68,897	62,977	63,900
Manures—										
BONES—										
<i>Bones for manurial pur- poses (II. S)—</i>	Tons	Tons	Tons	Tons	Tons					
United Kingdom (including Channel Islands)	71	10	61	204	..	6,183	1,000	8,760	14,852
Ceylon (excluding Maldives)	..	842	1,727	1,302	1,612	..	64,871	1,45,562	1,04,280	1,10,514
Other British Possessions	22	35	8	9	2,075	2,745	8,671	657	268
TOTAL BRITISH EMPIRE.	22	935	1,772	1,371	1,785	2,075	73,799	1,49,933	1,13,607	1,31,634
Germany	280	20	400	1,113	..	26,540	2,800	20,291	92,390
Belgium	2,200	930	2,207	4,200	..	2,62,335	95,561	1,70,702	2,85,093
France	1,211	395	195	878	..	1,39,395	32,800	19,614	58,900
Italy (including Trieste)	307	22,150
Japan	50	2,550
Other Foreign Countries	25	1,600
TOTAL FOREIGN COUNTRIES.	..	3,750	1,845	2,892	6,583	..	4,20,629	1,31,221	2,22,507	4,60,823
<i>Share of Bengal</i>	250	14,995	..
<i>" Bombay</i>	1,763	78	377	2,739	..	1,34,070	7,395	64,496	2,02,530
<i>" Madras</i>	2,782	2,509	3,028	5,620	..	3,02,542	2,59,284	2,50,026	3,89,659
<i>" Burma</i>	22	140	230	8	9	2,075	8,016	14,476	657	268
TOTAL	22	4,685	3,117	4,268	8,368	2,075	4,04,628	2,81,154	3,30,074	5,02,457
Bonemeal (II. S) —	Tons	Tons	Tons	Tons	Tons					
United Kingdom (including Channel Islands)	4,095	4,547	5,749	10,455	17,200	2,90,288	2,17,027	3,58,894	5,80,258	8,83,742
Ceylon (excluding Maldives)	12,838	10,051	7,925	7,401	9,787	10,44,041	5,28,031	4,18,305	3,03,840	4,43,942
Straits Settlements	35	184	13	2,600	6,586	830
Hongkong	68	64	45	..	2	5,170	3,135	2,200	..	132
New Zealand	770	180	84,700	6,600
Other British Possessions	50	10	76	5,024	650	4,546
TOTAL BRITISH EMPIRE.	17,821	14,956	13,719	17,856	26,088	14,36,328	7,07,929	7,79,399	9,50,754	13,38,198
Germany	965	608	40	253	..	1,00,396	1,2,768	5,800	16,920	..
Belgium	1,427	620	15	649	95	1,91,216	42,120	900	42,161	5,750
France	392	290	60,300	34,529
Philippines	28	..	250	2,605	..	17,500
Japan	8,989	8,088	3,024	28	778	3,37,094	4,42,856	2,32,239	1,770	34,984
United States of America—										
<i>Via Atlantic Coast</i>	7,125	7,681	248	1,000	745	5,18,217	4,30,606	14,565	60,000	37,227
<i>" Pacific "</i>	2,468	..	250	360	..	2,12,028	..	17,500	10,500	..
Hawaii	3,724	864	..	500	400	2,76,187	43,204	..	25,000	20,000
Other Foreign Countries	82	41	..	120	..	5,757	3,080	..	6,000	..
TOTAL FOREIGN COUNTRIES.	20,140	16,187	4,727	2,000	2,018	17,08,800	10,58,258	2,68,704	1,61,851	97,961

GENERAL EXPORTS

(582)

INDIAN MERCHANDISE

No. 11—continued

ARTICLES, AND COUNTRIES OF FINAL DESTINATION; ALSO SHARE OF EACH PROVINCE	QUANTITY					VALUE				
	1930-31	1931-32	1932-33	1933-34	1934-35	1930-31	1931-32	1932-33	1933-34	1934-35
						₹	₹	₹	₹	₹
Manures—continued										
Bones—contd. Bonemeal (H. S)—contd.	Tons	Tons	Tons	Tons	Tons					
Share of Bengal . . .	23,036	18,432	2,700	12,709	18,948	19,88,070	10,63,221	5,26,965	6,51,311	9,33,450
" Bombay . . .	364	1,400	779	537	520	42,820	1,14,600	62,031	35,144	28,176
" Sind . . .	10,987	11,006	6,495	4,267	6,333	6,79,815	4,70,867	3,37,287	2,44,696	3,30,915
" Madras . . .	3,424	1,760	1,464	1,391	1,345	4,20,818	1,56,935	96,201	1,14,009	86,440
" Burma . . .	150	385	1,008	1,152	960	10,000	20,574	55,569	33,445	52,232
TOTAL	37,961	33,993	18,446	20,566	28,106	31,42,123	18,26,187	10,68,103	11,12,165	14,31,159
Total Bones*—	Tons	Tons	Tons	Tons	Tons					
United Kingdom (including Channel Islands) . . .	4,065	4,618	5,759	10,516	17,524	2,96,324	2,23,210	3,59,894	5,95,008	8,98,594
Ceylon (excluding Maldives)	14,463	10,893	9,652	8,493	10,240	12,06,266	5,93,502	5,63,667	4,68,100	5,60,456
Straits Settlements . . .	35	134	13	..	13	2,500	9,536	734	..	836
Hongkong . . .	87	86	67	..	11	8,109	5,880	4,957	..	400
New Zealand . . .	770	160	54,700	9,000
Other British Possessions . .	50	18	76	5,024	1,207	4,540
TOTAL BRITISH EMPIRE	19,470	15,891	15,491	10,027	27,873	16,02,923	8,41,728	9,20,332	10,64,331	14,61,832
Germany . . .	4,646	883	60	653	1,118	5,00,088	79,312	8,400	42,211	62,390
Netherlands . . .	75	20	7,509	2,000
Belgium . . .	54,778	2,329	945	2,946	4,355	58,63,436	2,94,455	96,461	2,18,863	2,01,443
France . . .	2,810	1,501	395	195	878	9,59,120	1,73,924	32,260	19,514	58,990
Italy (including Fiume) . . .	65	100	307	3,972	4,000	22,150
Philippines . . .	28	..	250	2,605	..	17,500
Japan . . .	4,089	3,668	3,924	28	778	3,43,344	4,44,006	2,32,330	1,770	34,984
United States of America— Vid Atlantic Coast . . .	7,125	7,681	248	1,000	770	5,18,217	4,39,606	14,865	60,000	38,827
" Pacific	2,408	..	250	350	..	2,12,038	..	17,500	10,500	..
Hawaii . . .	3,724	864	..	500	400	2,76,187	48,204	..	25,000	20,000
Other Foreign Countries . . .	7	21	..	20	..	635	1,680	..	2,000	..
TOTAL FOREIGN COUNTRIES	85,755	21,887	6,072	5,792	8,601	86,67,141	14,70,087	4,19,925	3,83,858	5,58,784
Share of Bengal . . .	54,386	18,432	2,700	12,959	18,948	61,62,325	10,63,221	5,26,965	5,69,506	9,33,450
" Bombay . . .	4,064	3,323	367	1,514	3,259	5,68,660	2,98,670	69,476	99,640	2,30,646
" Sind . . .	37,915	11,066	6,495	4,267	6,333	36,91,914	4,70,867	3,37,287	2,44,696	3,30,915
" Madras . . .	3,038	4,532	4,273	4,919	6,965	9,14,976	4,59,477	3,55,485	3,70,035	4,76,105
" Burma . . .	324	526	1,238	1,160	969	22,189	38,590	70,044	64,002	52,500
TOTAL	105,225	37,778	21,568	24,819	36,474	1,02,70,064	23,20,916	13,49,257	14,48,179	20,23,016
Fish manures (H. S)—	Tons	Tons	Tons	Tons	Tons					
United Kingdom (including Channel Islands)	297	290	16,160	22,717
Ceylon (excluding Maldives)	919	2,590	1,103	2,747	2,965	1,28,226	2,57,965	1,11,060	1,87,832	2,41,922
Straits Settlements . . .	1,252	1,721	1,167	1,118	1,385	1,18,186	1,14,461	58,765	54,925	59,526
Hongkong	69	27	..	116	..	5,294	2,155	..	8,075
Other British Possessions	2	234
TOTAL BRITISH EMPIRE	2,171	4,382	2,302	4,162	4,656	2,46,474	3,77,944	1,71,980	2,57,532	3,29,240
Germany . . .	2,567	905	552	431	85	3,65,241	1,27,787	46,440	43,892	9,400
Netherlands . . .	54	135	196	224	145	9,500	8,048	15,957	19,708	10,480
Belgium . . .	402	202	138	54	146	55,944	32,980	12,420	4,460	16,484
Italy (including Fiume)	117	13,258
Other Foreign Countries	10	15	50	..	89	300	1,200
TOTAL FOREIGN COUNTRIES	3,023	1,242	886	719	508	4,30,735	1,68,815	74,930	68,355	50,822

* Figures prior to 1931-32 represent bones crushed, uncrushed and bonemeal. Crushed bones are separately shown as " Bones for manufacturing Durrores " from 1933.

No. 11—continued

ARTICLES, AND COUNTRIES OF FINAL DESTINATION; ALSO SHARE OF EACH PROVINCE	QUANTITY					VALUE				
	1930-31	1931-32	1932-33	1933-34	1934-35	1930-31	1931-32	1932-33	1933-34	1934-35
	Tons	Tons	Tons	Tons	Tons	R	R	R	R	R
Manures—continued										
Fish manures (II, S)—contd.										
Share of Bengal	90	89	..	241	186	10,169	7,100	..	6,641	4,650
.. Bombay	14	103	24	53	197	3,250	19,509	9,647	3,377	22,168
.. Sind	3,212	2,656	1,313	1,632	1,332	4,59,500	3,02,802	1,68,610	1,18,600	1,85,809
.. Madras	620	928	168	1,642	1,462	36,994	97,987	11,938	1,02,366	1,02,851
.. Burma	1,262	1,728	1,193	1,313	1,437	1,13,236	1,19,428	60,685	64,953	64,524
TOTAL	5,194	5,624	3,188	4,881	5,164	6,77,200	5,46,759	2,46,860	3,25,037	3,80,062
Guano (II, S)—										
Ceylon (excluding Maldives)	275	22	6	2,341	1,219	44,439	2,634	600	1,49,504	97,772
Other British Possessions	5	1,000	..
Share of Madras	275	22	6	2,341	1,219	44,439	2,634	600	1,49,504	97,772
Total Fish manures, and guano (II, S)—										
United Kingdom (including Channel Islands)	297	290	16,189	22,717
Ceylon (excluding Maldives)	1,194	2,612	1,114	5,038	4,034	1,72,727	2,50,534	1,11,660	3,36,892	3,39,094
Straits Settlements	1,252	1,721	1,107	1,118	1,335	1,18,186	1,14,461	58,765	54,625	50,526
Hongkong	69	27	..	110	..	5,294	2,155	..	8,075
Other British Possessions	2	..	5	234	..	1,000	..
TOTAL BRITISH EMPIRE	2,446	4,404	2,308	6,508	6,875	2,90,913	3,80,578	1,72,680	4,08,086	4,27,012
Germany	2,567	905	532	431	85	3,65,241	1,27,787	50,640	43,892	9,400
Netherlands	54	135	121	224	145	9,500	8,048	8,237	19,703	10,460
Belgium	402	202	183	54	140	55,944	32,980	15,940	4,490	16,484
Italy (including Fiume)	117	13,258
Other Foreign Countries	10	15	50	..	83	300	1,200
TOTAL FOREIGN COUNTRIES	3,023	1,242	836	719	508	4,30,735	1,08,815	74,900	68,355	50,822
Share of Bengal	90	89	..	241	186	10,169	7,100	..	6,641	4,650
.. Bombay	14	103	24	53	197	3,250	19,509	2,647	3,377	22,168
.. Sind	3,212	2,656	1,313	1,632	1,332	4,59,500	3,02,802	1,68,610	1,18,600	1,85,809
.. Madras	901	1,010	164	3,988	2,681	1,30,433	1,00,631	15,633	2,62,870	2,00,633
.. Burma	1,262	1,728	1,193	1,313	1,437	1,13,236	1,19,428	60,685	64,953	64,524
TOTAL	5,469	5,646	3,194	7,227	6,383	7,21,648	5,49,893	2,47,480	4,76,441	4,77,834
Horameal (II, S)—										
United Kingdom (including Channel Islands)	346	386	759	543	1,936	36,305	40,904	65,654	47,372	1,28,810
Ceylon (excluding Maldives)	89	50	25	..	25	10,240	3,250	2,000	..	2,000
Other British Possessions	30	3,400
TOTAL BRITISH EMPIRE	435	436	814	543	1,961	46,545	44,214	71,054	47,372	1,30,819
France	100	10	12,000	800
Italy (including Fiume)	110	110	9,000	7,350	..
Japan	1,585	2,685	475	1,81,493	1,97,291	38,250
Other Foreign Countries	50	3,500
TOTAL FOREIGN COUNTRIES	1,585	2,685	595	110	50	1,81,493	2,09,291	48,050	7,350	3,500
Share of Bengal	1,970	2,605	700	195	1,695	2,28,038	1,90,055	50,024	12,421	1,05,639
.. Bombay	81	114	101	248	..	8,000	12,780	7,226	19,520
.. Sind	480	595	362	45	..	54,300	56,300	34,375	4,600
.. Madras	23	4,600
.. Burma	25	1,280
TOTAL	1,970	3,071	1,409	658	2,011	2,28,038	2,53,505	1,19,104	64,722	1,34,819

GENERAL EXPORTS

(584)

INDIAN MERCHANDISE

No. 11—continued

ARTICLES, AND COUNTRIES OF FINAL DESTINATION; ALSO SHARE OF EACH PROVINCE	QUANTITY					VALUE				
	1930-31	1931-32	1932-33	1933-34	1934-35	1930-31	1931-32	1932-33	1933-34	1934-35
	Tons	Tons	Tons	Tons	Tons	R	R	R	R	R
Manures—continued										
<i>Sulphate of Ammonia (II. S)</i>										
Ceylon (excluding Maldives)	4,850	2,977	303	2,121	3,053	5,62,600	3,74,073	34,997	1,78,164	2,64,672
Other British Possessions	44	..
TOTAL BRITISH EMPIRE	4,850	2,977	303	2,121	3,053	5,62,600	3,74,073	34,997	1,78,208	2,64,672
Japan	..	74	5,960
Share of Bengal	4,850	3,051	303	2,121	3,053	5,62,600	3,80,033	34,997	1,78,208	2,64,672
Other kinds (II. S)—										
United Kingdom (including Channel Islands)	549	1,507	3,306	3,830	1,640	86,860	80,228	1,56,026	1,67,022	75,870
Ceylon (excluding Maldives)	2,213	1,867	959	1,337	1,371	3,38,625	2,37,962	98,798	1,55,950	1,01,509
Straits Settlements	2	1	10	..	51	228	75	135	..	8,192
Federated Malay States	100	55	70	95	160	15,225	7,680	8,000	15,200	23,310
Hongkong	258	49,000
Kenya Colony	80	10	6,000	2,000
Other British Possessions	10	1	150	2,000	80
TOTAL BRITISH EMPIRE	3,152	3,440	4,345	6,272	3,223	4,46,094	3,27,925	2,62,059	3,41,078	2,08,070
Germany	216	..	16	153	..	26,195	5	665	8,273	..
Belgium	..	100	319	..	100	90	2,100	11,523	..	6,000
France	..	25	71	415	48	..	1,025	6,006	22,793	2,360
Java	45	5,010	..
United States of America—										
Via Atlantic Coast	..	54	..	109	75	..	3,705	..	5,852	8,000
" Pacific "	..	1	..	10	187	..	672	..
Other Foreign Countries	1	..	80	82	83	200	..	6,954	4,840	3,958
TOTAL FOREIGN COUNTRIES	217	180	486	814	306	20,486	7,022	25,147	40,740	14,313
Share of Bengal	2,427	1,348	1,418	2,901	2,133	3,50,997	1,59,997	91,308	2,08,161	1,56,303
" Bombay	842	2,080	3,125	3,039	1,247	1,10,941	1,58,318	1,65,702	1,66,124	87,182
" Sind	43	75	2,300	6,000	..
" Madras	100	194	245	71	149	10,641	16,832	23,796	6,830	0,798
" Burma
TOTAL	3,569	3,620	4,831	6,086	3,529	4,72,579	3,84,947	2,88,106	3,87,818	2,83,283
Total Manures—										
United Kingdom (including Channel Islands)	4,960	6,611	9,824	15,191	21,390	8,69,495	3,44,402	5,81,574	8,26,471	11,26,069
Ceylon (excluding Maldives)	22,809	18,390	12,053	17,039	18,782	22,90,458	14,60,376	8,11,122	11,39,118	13,28,331
Straits Settlements	1,289	1,856	1,190	1,118	1,449	1,20,974	1,24,072	59,684	54,025	66,554
Federated Malay States	180	55	70	105	280	18,250	7,680	8,000	15,850	27,510
Hongkong	245	155	94	8	127	57,109	11,174	7,142	557	8,475
Kenya Colony	80	12	..	6	..	6,000	2,284	..	1,000	..
New Zealand	770	160	84,700	9,600
Other British Possessions	20	..	30	10	7	2,089	..	3,400	2,044	426
TOTAL BRITISH EMPIRE	30,353	27,149	23,261	33,476	41,985	20,49,075	19,68,518	14,70,922	20,39,005	25,86,305

* Figures prior to 1931-32 include crushed bones which are now shown separately as "Bones for manufacturing purposes".

No. 11—continued

ARTICLES AND COUNTRIES OF FINAL DESTINATION; ALSO SHARE OF EACH PROVINCE	QUANTITY					VALUE				
	1930-31	1931-32	1932-33	1933-34	1934-35	1930-31	1931-32	1932-33	1933-34	1934-35
Manures—concluded						R	R	R	R	R
<i>Total Manures*—continued</i>	Tons	Tons	Tons	Tons	Tons					
Germany	7,429	1,788	658	1,237	1,108	8,91,524	2,07,104	59,705	94,376	1,01,790
Netherlands	129	155	121	274	145	17,009	10,048	8,237	22,164	10,480
Belgium	55,180	8,131	1,447	3,000	4,601	59,19,470	3,29,535	1,23,924	2,23,323	3,12,927
France	8,810	1,026	476	620	941	9,39,120	1,86,949	39,665	42,607	62,550
Italy (including Fiume)	65	..	150	235	449	3,972	..	13,000	12,850	36,908
Java	1	65	..	90	7,010	..
Philippines	28	..	250	2,605	..	17,500
Japan	5,625	10,697	4,399	28	780	5,25,037	6,48,157	2,70,589	1,770	35,104
United States of America—										
<i>Vid Atlantic Coast</i>	7,125	7,785	275	1,109	895	5,18,217	4,43,311	16,983	65,652	45,327
" <i>Pacific</i> "	2,408	..	201	860	..	2,12,028	..	18,270	11,172	..
Hawaii	3,724	864	..	500	400	2,76,187	43,204	..	25,000	20,000
Other Foreign Countries	6	22	2	7	56	595	1,807	149	379	2,333
TOTAL FOREIGN COUNTRIES	90,580	26,018	8,039	7,435	9,465	98,05,854	18,70,175	5,68,022	5,06,303	9,27,410
Share of Bengal	64,223	25,423	11,121	18,417	25,015	63,14,129	17,99,706	7,03,294	10,75,940	14,94,774
" <i>Bombay</i>	4,920	5,487	4,120	4,707	4,951	6,32,351	4,84,990	2,40,805	2,77,067	3,59,516
" <i>Sind</i>	41,127	14,182	3,946	6,336	3,210	40,61,474	3,27,859	5,64,497	4,33,671	5,21,284
" <i>Madras</i>	9,037	5,736	4,682	8,978	9,318	10,56,050	5,76,870	3,99,519	6,29,735	6,01,126
" <i>Burma</i>	1,676	2,338	2,431	2,473	2,456	1,40,425	1,49,288	1,30,729	1,28,955	1,17,024
TOTAL	120,883	53,166	31,300	40,911	51,450	1,22,54,929	38,38,693	20,38,944	25,45,368	31,83,724
Mats and Matting, except coir and rubber (III. U)	Sq. yards	Sq. yards	Sq. yards	Sq. yards	Sq. yards					
United Kingdom (including Channel Islands)	16,504	63,048	16,838	1,255	69,364	9,048	11,855	5,528	423	17,742
Ceylon (excluding Maldives)	362,716	177,897	230,656	196,711	242,382	49,074	10,047	9,940	9,962	18,224
Other British Possessions	55,831	32,173	38,753	35,098	40,462	13,696	7,073	7,009	4,715	6,262
TOTAL BRITISH EMPIRE	434,551	274,018	286,047	233,064	352,208	71,818	38,975	22,477	15,100	37,228
United States of America—										
<i>Vid Atlantic Coast</i>	15,965	280	8,836	70
" <i>Pacific</i> "	50	24	..
Other Foreign Countries	4,179	208	200	500	1,512	2,183	116	115	160	360
TOTAL FOREIGN COUNTRIES	20,144	208	200	550	1,792	11,019	116	115	184	480
Share of Bengal	94,822	66,116	20,221	28,183	93,718	51,144	19,517	3,422	6,502	11,441
" <i>Bombay</i>	200	..	530	2,100	..	120	..	125	620	..
" <i>Sind</i>	6,050	250	1,200	232	..	610	40	217	49
" <i>Madras</i>	356,390	2,02,060	258,966	202,121	2,60,050	29,941	18,564	13,940	7,555	25,177
" <i>Burma</i>	3,283	..	5,280	10	..	1,532	..	75	10	..
TOTAL	454,695	274,226	285,247	238,614	354,000	82,837	38,991	22,592	15,284	37,697
Metals and Ores—										
Brass, Bronze and similar alloys and manufactures thereof—	Cwts.	Cwts.	Cwts.	Cwts.	Cwts.					
<i>Uncrought (III. L)—</i>										
TOTAL BRITISH EMPIRE	11	120	30	5,112

* Figures prior to 1931-32 include crushed bones which are now shown separately as "Bones for manufacturing purposes".

GENERAL EXPORTS

(586)

INDIAN MERCHANDISE

No. 11—continued

ARTICLES, AND COUNTRIES OF FINAL DESTINATION; ALSO SHARE OF EACH PROVINCE	QUANTITY					VALUE				
	1930-31	1931-32	1932-33	1933-34	1934-35	1930-31	1931-32	1932-33	1933-34	1934-35
Metals and Ores—continued						R	R	R	R	R
Brass, Bronze, and similar alloys, etc.—continued	Cwts.	Cwts.	Cwts.	Cwts.	Cwts.					
Unwrought (III. L)—continued										
Germany	2,000	55,000
Belgium	820	21,000
Italy (excluding Fiume)	7	150
TOTAL FOREIGN COUNTRIES	3,487	76,750
Share of Bengal	3,498	76,780
“ Madras	120	5,112
TOTAL	3,498	120	76,780	5,112
Wrought (III. L)—	Cwts.	Cwts.	Cwts.	Cwts.	Cwts.					
United Kingdom (including Channel Islands)	464	215	121	222	278	90,086	51,354	30,806	32,184	39,216
Gibraltar	56	102	71	48	28	7,622	13,350	11,150	7,855	3,611
Malta and Gozo	41	17	17	15	10	5,150	1,583	2,000	2,217	1,150
Ceylon (excluding Maldives)	4,012	3,415	3,540	4,148	7,017	2,05,107	2,03,638	2,01,494	1,94,366	3,25,371
Straits Settlements	237	127	97	168	423	26,730	12,680	7,553	11,042	20,494
Federated Malay States	182	174	175	206	567	16,823	13,640	14,200	16,227	23,068
Union of South Africa	109	123	30	80	124	11,804	11,266	2,955	6,200	11,731
Zanzibar and Pemba	56	60	40	37	49	7,809	5,778	5,050	4,405	4,765
Kenya Colony	94	109	94	80	85	11,979	10,840	7,106	8,555	8,080
Tanganyika Territory	73	59	16	26	33	11,229	7,220	2,050	2,908	4,090
Mauritius and Dependencees	76	46	37	171	213	8,330	5,760	5,665	11,245	13,491
Canada—										
Via Atlantic Coast	805	100	25	4	19	46,820	16,344	3,094	443	2,274
Pacific	36	76	7	9	10	5,842	12,597	1,130	1,833	1,457
British West India Islands (excluding Bahamas)	98	158	113	87	67	11,565	24,530	11,184	9,948	6,640
British Guiana	28	37	123	13	53	4,000	3,165	5,425	1,405	3,114
Commonwealth of Australia	35	6	14	7	15	12,844	1,253	2,789	1,286	2,100
New Zealand	175	32	17	13	27	24,279	4,445	2,585	1,821	2,462
Fiji Islands	19	50	48	61	56	2,107	6,176	3,419	4,284	5,790
Other British Possessions	43	41	30	65	119	5,160	4,380	2,985	7,310	10,379
TOTAL BRITISH EMPIRE	6,183	4,942	4,609	5,480	9,198	6,05,836	4,10,088	3,22,429	3,26,879	5,00,283
Sweden	23	3	3	3	..	3,524	950	340	620	..
Germany	27	9	4	8	96	6,697	1,800	1,800	2,500	4,381
France	18	128	24	11	9	3,302	9,841	5,029	1,531	1,400
Italy (including Fiume)	38	16	73	15	29	4,456	2,642	6,084	2,600	3,003
Syria	30	28	59	80	27	3,925	3,900	8,330	9,505	4,250
Native States in Arabia other than Maskat Territory and Trucial Oman	515	126	287	50	34	94,786	19,230	56,210	4,920	4,053
Iraq	7	35	32	116	142	1,000	2,270	2,445	6,435	8,740
Egypt	25	14	32	23	25	3,365	1,760	5,511	2,813	3,165
Portuguese East Africa	108	103	88	100	124	14,644	13,621	10,433	12,262	13,287
United States of America—										
Via Atlantic Coast	278	89	70	93	61	60,022	16,685	13,193	19,501	7,704
Pacific	80	24	26	3	8	11,023	4,311	4,198	342	1,250
Panama (including Panama Canal Zone)	3	9	30	11	6	430	5,450	4,050	2,220	893
Dutch Gulana	15	6	36	14	60	2,478	600	3,169	1,340	5,253
Other Foreign Countries	185	145	182	124	158	30,093	10,621	20,961	13,717	22,242
TOTAL FOREIGN COUNTRIES	1,358	765	1,046	651	780	2,29,744	1,02,741	1,41,748	80,306	79,746
Share of Bengal	850	617	466	459	656	1,12,310	78,033	36,516	34,682	45,455
“ Bombay	2,406	1,379	1,444	1,193	1,300	4,01,511	2,06,912	2,10,330	1,55,037	1,55,166
“ Madras	4,280	3,704	3,743	4,424	7,897	3,17,970	2,26,617	2,17,473	2,14,286	3,74,524
“ Burma	10	7	2	35	125	3,283	1,352	418	3,181	3,887
TOTAL	7,546	5,707	5,655	6,111	9,978	8,35,030	5,12,829	4,84,237	4,07,181	5,80,029

ARTICLES, AND COUNTRIES OF FINAL DESTINATION; ALSO SHARE OF EACH PROVINCE	QUANTITY					VALUE				
	1930-31	1931-32	1932-33	1933-34	1934-35	1930-31	1931-32	1932-33	1933-34	1934-35
Metals and Ores--continued										
Chromite (Chrome Iron Ore) (II. F)--	Tons	Tons	Tons	Tons	Tons	R	R	R	R	R
United Kingdom (including Channel Islands)	2,454	3,799	6,336	7,300	9,000	88,625	1,26,472	2,18,905	2,35,000	3,15,500
Norway	4,280	..	3,043	7,501	8,700	1,27,770	..	91,290	2,24,899	2,01,000
Germany	3,500	3,600	3,103	1,243	910	1,05,000	1,16,000	1,02,204	38,865	27,538
Netherlands	..	150	1,608	450	370	..	6,000	61,770	13,976	9,635
Belgium	287	200	701	1,934	1,742	9,850	6,600	29,849	61,781	50,458
France	1,400	395	1,418	1,037	1,940	43,000	14,850	52,539	30,882	57,476
Italy (including Flume)	1,560	100	480	380	305	46,800	3,000	18,400	10,850	9,157
United States of America-- Via Atlantic Coast	6,750	..	1,133	500	..	2,35,255	..	38,400	16,000	..
" Pacific "	450	400	16,000	16,000
TOTAL FOREIGN COUNTRIES	18,187	4,445	11,544	13,095	14,373	5,85,675	1,46,350	3,94,452	3,97,293	4,31,300
<i>Share of Bengal</i>	871	1,299	5,219	5,034	4,954	33,470	63,970	2,00,292	1,54,504	1,43,139
" <i>Sind</i>	11,020	4,045	5,823	11,661	10,765	3,30,575	1,21,350	1,74,690	3,49,699	3,22,970
" <i>Madras</i>	3,750	2,500	6,838	3,700	8,554	5,10,255	87,602	2,38,375	1,28,000	2,80,550
TOTAL	20,041	8,244	17,580	20,395	24,273	6,74,300	2,72,822	6,15,357	6,32,293	7,40,600
Copper--										
Ore (II. F)--	Tons	Tons	Tons	Tons	Tons					
United Kingdom (including Channel Islands)	26	..
<i>Share of Bombay</i>	26	..
Wrought--Sheets and other manufactures (III. L)--	Cwts.	Cwts.	Cwts.	Cwts.	Cwts.					
United Kingdom (including Channel Islands)	12	1	141	4	..	1,526	340	7,262	460	..
Ceylon (excluding Maldives)	564	495	555	540	657	51,349	38,247	37,744	34,116	38,440
Straits Settlements	378	218	178	350	678	30,872	17,120	12,233	17,795	32,141
Kenya Colony	46	28	21	11	19	5,875	2,765	1,600	926	1,335
Other British Possessions	138	140	108	83	132	12,630	11,852	7,144	5,595	9,471
TOTAL BRITISH EMPIRE	1,138	872	1,003	1,008	1,480	1,01,752	70,324	65,983	68,892	81,393
<i>Native States in Arabia other than Maskat Territory and Trucial Oman</i>	76	34	65	118	80	5,826	2,655	4,388	8,337	9,125
Iraq	38	87	5	3	..	3,780	12,525	240	800	..
Other Foreign Countries	50	28	10	78	43	4,220	2,026	1,447	4,367	2,924
TOTAL FOREIGN COUNTRIES	184	149	89	199	132	13,776	17,206	6,975	13,004	9,049
<i>Share of Bengal</i>	773	692	564	326	1,158	65,261	44,852	38,907	46,826	69,337
" <i>Bombay</i>	474	380	466	343	427	45,694	39,259	30,242	23,073	29,277
" <i>Madras</i>	50	49	62	34	33	4,561	3,369	2,909	1,987	1,778
" <i>Burma</i>	12	50
TOTAL	1,297	1,031	1,092	1,202	1,618	1,15,528	87,530	72,058	71,896	90,442
Others (III. L)--	Cwts.	Cwts.	Cwts.	Cwts.	Cwts.					
United Kingdom (including Channel Islands)	764	6,855	4,025	121	..	8,800	42,565	26,708	4,054	..
Other British Possessions	46	..	11	2,577	..	727
TOTAL BRITISH EMPIRE	764	6,855	4,071	121	11	8,800	42,565	29,285	4,054	727
Germany	344,122	241,982	224,102	252,179	200,693	60,99,268	26,73,898	24,75,883	27,32,093	19,68,800
Belgium	838	1,470	5,508	17,381
Other Foreign Countries	40
TOTAL FOREIGN COUNTRIES	344,122	241,982	224,102	253,017	202,172	60,99,268	26,73,898	24,75,883	27,37,604	19,86,721
<i>Share of Bengal</i>	764	6,855	3,998	70	..	8,800	42,565	27,973	3,373	40
" <i>Bombay</i>	70	339	1,479	1,000	6,139	17,381
" <i>Madras</i>	3	..	12	312	..	727
" <i>Burma</i>	344,122	241,982	224,102	252,179	200,693	60,99,268	26,73,898	24,75,883	27,32,090	19,68,300
TOTAL	344,886	248,837	228,173	253,188	202,183	61,08,068	27,16,468	25,05,198	27,41,638	19,86,448
Total Copper (excluding Ore)	Cwts.	Cwts.	Cwts.	Cwts.	Cwts.					
	346,188	249,858	229,205	254,340	203,801	62,21,596	28,03,998	25,77,226	28,13,554	20,76,890

GENERAL EXPORTS

(588)

INDIAN MERCHANDISE

No. 11—continued

ARTICLES, AND COUNTRIES OF FINAL DESTINATION; ALSO SHARE OF EACH PROVINCE	QUANTITY					VALUE				
	1930-31	1931-32	1932-33	1933-34	1934-35	1930-31	1931-32	1932-33	1933-34	1934-35
	Tons	Tons	Tons	Tons	Tons	R	R	R	R	R
Metals and Ores—continued										
Ferro Manganese (III. L)
Iron—										
Ore (II. F)—	Tons	Tons	Tons	Tons	Tons					
Japan	802	437	752	818	1,305	12,520	3,431	7,068	5,477	11,803
Share of Bengal	802	437	752	818	1,305	12,520	3,431	7,068	5,477	11,803
Pig (III. E)—	Tons	Tons	Tons	Tons	Tons					
United Kingdom (including Channel Islands)	98,950	69,088	75,802	93,123	98,481	38,46,148	24,10,609	26,05,500	21,55,372	21,83,226
Ceylon (excluding Maldives)	114	107	74	219	278	4,423	3,747	2,590	9,296	11,155
Straits Settlements	925	294	236	375	1,064	85,527	10,276	8,298	10,788	28,657
Federated Malay States	172	111	..	185	163	6,218	3,871	..	5,802	4,130
Hongkong	2,134	2,268	3,603	2,508	2,091	80,122	79,384	1,26,012	67,302	55,488
Canada— Via Pacific Coast	150	5,250
Union of South Africa	560	152	101	502	51	22,020	5,350	3,110	7,238	1,235
Other British Possessions	20	209	200	5,547
TOTAL BRITISH EMPIRE.	102,795	72,170	79,810	96,732	102,337	89,06,458	25,18,487	27,45,609	22,50,953	22,80,438
Sweden	4,881	1,383	3,735	653	6,015	1,89,089	48,550	1,25,613	15,862	1,44,320
Norway	363	90	163	140	186	18,379	3,153	4,858	3,860	4,348
Germany	11,082	13,022	829	7,495	3,112	4,27,716	4,54,842	2,81,897	1,81,838	75,692
Netherlands	664	2,806	1,776	692	703	22,805	98,150	56,560	16,965	16,864
Belgium	13,625	3,302	1,786	477	1,993	4,87,544	1,15,535	57,513	11,430	47,084
France	1,099	24,189
Italy (including Fiume)	8,164	3,019	864	1,057	5,358	8,32,561	1,04,518	30,237	25,417	1,27,967
Java	29	62	290	321	701	1,041	2,171	10,231	7,872	16,840
Siam	593	5	17,614	109
French Indo-China	1,010	35,340
China (exclusive of Hongkong and Macao)	17,527	12,742	13,499	10,258	17,068	6,58,727	4,51,245	4,59,089	4,37,348	8,77,825
Japan	160,584	188,106	71,371	183,832	245,552	64,11,426	65,75,921	24,21,804	40,28,190	54,20,321
Egypt	831	621	507	1,645	1,596	32,829	21,769	17,609	42,811	40,498
United States of America— Via Atlantic Coast	99,469	44,520	31,481	57,097	23,803	37,30,426	15,60,108	10,48,210	12,87,161	5,53,274
" Pacific "	8,762	6,450	1,076	4,177	6,025	3,54,246	2,25,627	37,075	96,007	1,98,573
Argentina Republic (including the Atlantic Coast of Patagonia)	7,125	910	3,658	2,670	1,564	2,90,554	81,874	1,22,384	64,227	37,545
Chile (including the Pacific Coast of Patagonia)	1,154	346	313	604	20	44,068	12,116	10,946	18,889	473
Hawaii	202	253	103	508	377	9,098	8,870	3,610	12,571	9,435
Other Foreign Countries	355	40	112	161	372	15,566	1,598	5,664	4,122	10,002
TOTAL "FOR ORDERS" CARGOES(a)	—	—	—	—	302	—	—	—	—	6,936
TOTAL FOREIGN COUNTRIES .	336,340	278,688	138,568	280,782	314,722	1,30,48,772	97,51,387	46,86,165	62,40,460	70,28,166
Share of Bengal	439,120	359,858	218,374	377,511	417,046	1,70,39,105	1,22,69,874	74,30,274	85,02,308	92,66,424
" Bombay	15	..	10	3	13	1,125	..	1,500	210	1,110
" Madras	10
TOTAL .	439,135	359,858	218,384	377,514	417,059	1,70,40,230	1,22,69,874	74,31,774	85,02,518	92,67,544
Manufactures—	Tons	Tons	Tons	Tons	Tons					
Angle, bolt and rod (III. K)—										
TOTAL BRITISH EMPIRE.	1	..	1	..	8	488	852	664	..	1,060
TOTAL FOREIGN COUNTRIES	2	..	2	10	1	520	127	412	1,962	440
Share of Bengal	2	..	21	1,398
" Bombay	3	..	3	8	2	968	421	1,076	362	710
" Madras	8	..	45	1,000	..
" Burma	37
TOTAL .	3	..	3	10	4	1,003	479	1,076	1,962	2,106

(a) Specified separately from 1934-35 and subject to subsequent adjustment.

No. 11—continued

ARTICLES, AND COUNTRIES OR FINAL DESTINATION; ALSO SHARE OF EACH PROVINCE	QUANTITY					VALUE				
	1930-31	1931-32	1932-33	1933-34	1934-35	1930-31	1931-32	1932-33	1933-34	1934-35
Metals and Ores—continued;										
Iron—continued										
Manufactures—contd.										
Dura and channel (III, K)—										
United Kingdom (including Channel Islands)	..	9,317	16,337	5	4,90,742	9,48,786	665	..
Other British Possessions	0	5	21	7	17	1,485	1,300	3,693	1,914	2,411
TOTAL BRITISH EMPIRE	6	9,322	16,358	12	17	1,485	4,92,042	9,52,429	2,579	2,411
Japan	..	93	6,746	1,760	8,52,882
Other Foreign Countries	19	4	17	23	6	4,052	1,347	8,723	4,300	2,515
TOTAL FOREIGN COUNTRIES	19	97	6,763	23	6	4,052	3,107	8,60,605	4,300	2,515
Share of Bengal	..	9,410	23,085	..	1	..	4,92,502	13,62,559
" Bombay	25	9	36	35	22	6,437	2,647	6,475	6,969	4,546
" Madras	300
TOTAL	25	9,419	23,121	35	23	6,437	4,95,140	13,69,034	6,969	4,826
Total Iron (excluding ore) (a)—				Tons	Tons					
United Kingdom (including Channel Islands)	—	—	—	93,128	98,481	—	—	—	21,56,037	21,33,226
Ceylon (excluding Maldives)	—	—	—	221	281	—	—	—	10,050	12,386
Straits Settlements	—	—	—	375	1,064	—	—	—	10,788	28,657
Federated Malay States	—	—	—	185	164	—	—	—	5,802	4,210
Hongkong	—	—	—	2,508	2,091	—	—	—	67,362	55,488
Union of South Africa	—	—	—	302	51	—	—	—	7,238	1,235
Other British Possessions	—	—	—	25	225	—	—	—	1,864	8,313
TOTAL BRITISH EMPIRE	—	—	—	96,744	102,357	—	—	—	22,58,037	22,43,515
Sweden	—	—	—	653	6,015	—	—	—	15,662	1,44,320
Germany	—	—	—	7,495	3,112	—	—	—	1,81,838	76,692
Netherlands	—	—	—	692	703	—	—	—	16,965	16,964
Belgium	—	—	—	477	1,963	—	—	—	11,430	47,084
Italy (including Fiume)	—	—	—	1,057	5,358	—	—	—	25,417	1,27,067
Iraq	—	—	—	32	10	—	—	—	5,410	2,810
Java	—	—	—	321	701	—	—	—	7,872	16,840
China (exclusive of Hongkong and Macao)	—	—	—	19,258	17,068	—	—	—	4,37,348	8,78,125
Japan	—	—	—	1,33,332	245,552	—	—	—	40,26,190	54,20,321
Egypt	—	—	—	1,645	1,596	—	—	—	42,811	40,498
United States of America—										
Vld Atlantic Coast	—	—	—	57,097	23,808	—	—	—	12,87,161	5,53,274
" Pacific	—	—	—	4,177	6,025	—	—	—	96,097	1,38,573
" Argentine Republic (including the Atlantic Coast of Patagonia)	—	—	—	2,670	1,564	—	—	—	64,227	37,545
Chile (including the Pacific Coast of Patagonia)	—	—	—	604	20	—	—	—	13,889	473
Hawaii	—	—	—	503	377	—	—	—	12,571	9,435
Other Foreign Countries	—	—	—	302	551	—	—	—	8,424	14,304
Total "For orders" Cargoes (b)	—	—	—	—	302	—	—	—	—	6,936
TOTAL FOREIGN COUNTRIES	—	—	—	2,80,815	314,729	—	—	—	62,52,812	70,31,061
Share of Bengal	—	—	—	377,511	417,049	—	—	—	35,02,308	92,67,900
" Bombay	—	—	—	40	37	—	—	—	7,541	6,366
" Madras	—	—	—	8	..	—	—	—	1,500	310
TOTAL	—	—	—	377,559	417,086	—	—	—	36,51,449	92,74,576

(a) Shown separately from 1933-34.

(b) Specified separately from 1934-35 and subject to subsequent adjustment.

GENERAL EXPORTS

(590)

INDIAN MERCHANDISE

No. 11—continued

ARTICLES, AND COUNTRIES OF FINAL DESTINATION; ALSO SHARE OF EACH PROVINCE	QUANTITY					VALUE				
	1930-31	1931-32	1932-33	1933-34	1934-35	1930-31	1931-32	1932-33	1933-34	1934-35
				Tons	Tons	Rs	Rs	Rs	Rs	Rs
Metals and Ores—continued										
Steel (a)—										
Bars (III. K)—										
United Kingdom (including Channel Islands)	—	—	—	41,099	..	—	—	—	17,35,838	..
Other British Possessions	—	—	—	..	1	—	—	—	35	300
TOTAL BRITISH EMPIRE	—	—	—	41,099	1	—	—	—	17,35,873	800
Japan	—	—	—	5,261	..	—	—	—	3,00,819	..
Other Foreign Countries	—	—	—	5	2	—	—	—	1,500	400
TOTAL FOREIGN COUNTRIES	—	—	—	5,266	2	—	—	—	3,01,819	490
Share of Bengal	—	—	—	46,360	1	—	—	—	20,36,157	300
„ Bombay	—	—	—	5	2	—	—	—	1,535	490
TOTAL	—	—	—	46,365	3	—	—	—	20,37,692	790
Iron or Steel—										
Anchor and cables (III. K)—	Tons	Tons	Tons	Tons	Tons					
TOTAL BRITISH EMPIRE	14	16	12	5	11	5,520	5,565	4,065	2,420	3,443
Japan	..	98	444	3,920	11,422
Other Foreign Countries	11	10	12	9	8	3,475	3,164	3,543	2,342	2,274
TOTAL FOREIGN COUNTRIES	11	108	456	9	8	3,475	7,084	14,965	2,342	2,274
Share of Bengal	5	105	445	2	..	2,390	5,885	11,982	300	..
„ Bombay	17	19	23	7	18	5,796	6,487	6,758	4,114	5,433
„ Sind	3	5	1	309	277	290	345	284
TOTAL	25	124	468	14	10	8,995	12,649	10,030	4,762	5,717
Hoops and strips (III. K)—	Tons	Tons	Tons	Tons	Tons					
TOTAL BRITISH EMPIRE	2	26	1	190	1,680	..	30	260
TOTAL FOREIGN COUNTRIES	1	1	27	1	..	195	400	2,700	250	50
Share of Bengal	3	26	..	1	..	355	1,700	..	270	..
„ Bombay	27	..	1	..	240	3,700	..	340
„ Burma	..	1	30	140
TOTAL	3	27	27	1	1	385	2,080	2,700	270	340
Nails, screws, rivets, and washers (III. K)—	Tons	Tons	Tons	Tons	Tons					
Aden and Dependencies	2	4	14	18	15	825	1,780	6,606	9,188	7,950
Other British Possessions	24	25	22	12	29	8,561	7,876	8,398	3,567	7,602
TOTAL BRITISH EMPIRE	26	29	36	30	44	9,386	9,656	15,004	12,755	15,552

(a) Separately recorded from 1933-34.

No. 11—continued

ARTICLES, AND COUNTRIES OF FINAL DESTINATION; ALSO SHARE OF EACH PROVINCE	QUANTITY					VALUE				
	1930-31	1931-32	1932-33	1933-34	1934-35	1930-31	1931-32	1932-33	1933-34	1934-35
	Tons	Tons	Tons	Tons	Tons	R	R	R	R	R
Metals and Ores—continued										
Iron or Steel—continued										
Nails, screws, rivets and washers (III. K)—continued										
Mascat Territory and Trucial Oman	28	85	22	23	17	8,863	9,602	6,850	7,011	7,105
Other Foreign Countries	24	9	16	13	16	8,760	2,566	4,399	4,103	4,672
TOTAL FOREIGN COUNTRIES	52	44	38	36	33	17,623	12,168	11,249	11,114	11,677
Share of Bengal	1	300
" Bombay	72	70	72	60	77	25,825	20,253	25,591	23,668	27,127
" Sind	5	3	2	523	385	752	129	62
" Madras	22	..
" Burma	26
TOTAL	78	78	74	66	77	27,009	21,794	28,848	23,819	27,220
Old, for re-manufacture (II. F)—										
United Kingdom (including Channel Islands)	466	6,980
Other British Possessions	3	..	92	2	..	350	..	1,130	60	..
TOTAL BRITISH EMPIRE	3	..	92	2	466	350	..	1,130	60	6,980
Italy (including Flume)	2,734	1,639	798	354	3,603	99,432	40,018	19,253	1,770	75,815
Japan	50,374	85,616	88,020	91,152	53,281	15,41,234	17,87,045	20,44,427	22,61,719	18,66,008
Egypt	242	5,456
Other Foreign Countries	91	265	46	..	10	1,218	3,624	213	..	304
TOTAL FOREIGN COUNTRIES	53,199	87,570	88,864	91,506	57,226	16,41,934	13,30,687	20,63,898	22,63,489	14,47,682
Share of Bengal	53,129	85,734	81,873	68,333	46,805	16,40,234	18,12,086	19,37,855	17,59,710	12,09,163
" Bombay	53	161	775	1,850	4,030	15,463
" Madras	6,164	18,888	8,501	1,16,066	4,23,006	1,89,640
" Burma	20	1,766	319	4,126	1,611	200	18,602	11,977	76,753	40,276
TOTAL	53,202	87,570	88,956	91,508	57,602	16,42,284	18,30,687	20,65,028	22,68,549	14,54,502
Pipes and fittings, cast (III. K)—										
Straits Settlements	2,032	798	318	340	1,001	2,13,586	84,228	28,482	41,625	1,38,067
Other British Possessions	11	9	29	5	12	3,015	1,287	5,026	824	2,513
TOTAL BRITISH EMPIRE	2,043	807	347	345	1,103	2,16,601	85,515	33,507	42,449	1,41,480
TOTAL FOREIGN COUNTRIES	5	18	7	1,245	175	..	2,650	2,560
Share of Bengal	2,037	806	342	363	1,101	2,14,543	85,350	32,669	44,939	1,40,298
" Bombay	10	1	5	..	9	3,123	410	790	170	3,744
" Madras	1	175
" Burma	55
TOTAL	2,043	807	347	363	1,110	2,17,843	85,890	33,507	45,099	1,44,041

GENERAL EXPORTS

(592)

INDIAN MERCHANDISE

No. 1—continued

ARTICLES, AND COUNTRIES OF FINAL DESTINATION ; ALSO SHARE OF EACH PROVINCE.	QUANTITY					VALUE				
	1930-31	1931-32	1932-33	1933-34	1934-35	1930-31	1931-32	1932-33	1933-34	1934-35
						R	R	R	R	R
Metals and Oars—contd.										
Iron or Steel—continued										
Sheets and plates (including galvanised and tinned plates) (III. K)—										
TOTAL BRITISH EMPIRE	1	1	15	..	10	721	305	3,103	210	3,767
TOTAL FOREIGN COUNTRIES	2	..	10	14	2	840	..	2,000	2,185	416
Share of Bengal	10	..	16	..	65	2,036	..	3,047
" Bombay . . .	3	1	15	14	5	1,661	240	3,157	2,329	1,136
" Madras	75	..
TOTAL	3	1	25	14	21	1,561	305	5,193	2,404	4,183
Tubes, Pipes and Fittings, wrought (III. K)—										
Straits Settlements . . .	287	137	47	48,682	17,008	7,188
Other British Possessions . . .	16	34	2	3,104	5,050	417	75	400
TOTAL BRITISH EMPIRE	303	171	49	51,786	22,058	7,605	75	400
TOTAL FOREIGN COUNTRIES	57	10
Share of Bengal . . .	303	171	49	51,786	22,058	7,605	..	160
" Bombay	57	75	240
" Madras	100
TOTAL	303	171	49	51,843	22,068	7,605	75	400
Other manufactures of Iron or Steel (III. K)—										
United Kingdom (including Channel Islands) . . .	1	158	81	2	10	90	12,841	5,300	640	477
Straits Settlements . . .	111	19	..	4	..	16,340	3,384	..	1,055	..
Other British Possessions . . .	16	8	8	10	8	6,404	2,480	1,825	4,054	2,082
TOTAL, BRITISH EMPIRE	128	185	89	16	18	23,334	18,705	7,124	5,749	2,559
Netherlands	60	22,000	..
Japan . . .	231	3,751	5,516	331	..	6,422	1,61,477	2,71,799	17,672	..
Other Foreign Countries . . .	4	201	7	3	2	2,570	4,821	1,782	782	900
TOTAL FOREIGN COUNTRIES	235	3,952	5,523	394	2	8,992	1,66,298	2,73,581	40,404	900
Share of Bengal . . .	343	4,129	5,597	339	10	24,427	1,82,083	2,77,108	20,221	477
" Bombay . . .	90	8	15	71	10	7,859	2,916	3,007	25,932	2,355
" Burma	40	5	97
TOTAL	363	4,137	5,612	410	20	32,326	1,85,008	2,80,715	46,133	3,459
Total Iron or Steel (excluding ore)—*										
United Kingdom (including Channel Island) . . .	98,958	78,589	92,220	2	480	38,48,691	29,15,852	35,59,004	660	8,632
Aden and Dependencies . . .	11	20	50	27	22	2,838	5,560	13,305	12,362	10,509
Ceylon (excluding Maldives) . . .	123	135	101	2	5	10,266	8,692	7,765	579	1,282
Straits Settlements . . .	3,355	1,248	603	344	1,091	3,14,635	1,15,502	44,925	42,680	1,38,967
Federated Malay States . . .	198	129	8	4	5	9,232	7,118	895	632	800
Hongkong . . .	2,134	2,268	3,097	2	3	80,122	79,334	1,27,549	104	380

* Does not include figures of iron from 1933-34.

No. 11—continued

ARTICLES, AND COUNTRIES OF FINAL DESTINATION; ALSO SHARE OF EACH PROVINCE	QUANTITY					VALUE				
	1930-31	1931-32	1932-33	1933-34	1934-35	1930-31	1931-32	1932-33	1933-34	1934-35
Metals and Ores—continued						R	R	R	R	R
Iron or Steel—concluded										
Total Iron or Steel (excluding ore)*—contd.	Tons	Tons	Tons	Tons	Tons					
Union of South Africa	500	152	101	22,120	5,850	3,150
Zanzibar and Pemba	10	18	14	7	8	6,415	6,280	5,620	2,740	1,813
Kenya Colony	21	10	11	4	10	6,623	3,115	2,843	1,745	4,095
Canada— Via Pacific Coast	150	5,250
Other British Possessions	10	8	15	6	20	5,372	2,782	4,720	2,105	7,163
TOTAL BRITISH EMPIRE	105,322	82,727	96,815	398	1,062	43,06,314	31,54,015	37,70,445	63,097	1,74,441
Sweden	4,861	1,383	3,735	1,69,083	48,550	1,25,613
Norway	363	90	163	13,379	3,153	4,888
Germany	11,032	13,022	7,834	4,27,716	4,54,842	2,74,572
Netherlands	664	2,806	1,776	90	..	22,805	98,150	50,560	22,000	..
Belgium	13,717	3,567	1,832	4,38,762	1,19,159	57,731
France	1,099	24,189
Italy (including Fiume)	10,923	4,008	1,688	354	3,693	4,81,993	1,48,586	52,025	1,770	75,815
Muscat Territory and Trucial Oman	32	43	32	29	19	11,440	12,771	9,652	8,481	7,844
Other Native States in Arabia	18	4	15	5	8	6,301	1,087	4,385	1,920	2,538
Iran	30	3	12	18	8	8,172	1,102	2,398	3,832	2,565
Java	30	62	300	1,341	2,171	12,231
Siam	503	13,629	63
China (exclusive of Hongkong and Macao)	17,527	12,742	13,490	6,38,727	4,51,245	4,59,086
French Indo-China	1,010	..	91,483	85,340	..	22,79,891	..
Japan	211,189	277,664	172,097	..	53,281	79,59,192	85,30,123	51,01,894	..	13,06,009
Egypt	831	621	507	..	242	32,829	21,779	17,600	..	5,455
United States of America— Via Atlantic Coast	99,469	44,520	31,481	37,30,426	15,60,149	10,48,210
" Pacific "	8,702	6,450	1,076	3,54,246	2,26,627	37,075
Argentine Republic (including the Atlantic Coast of Patagonia)	7,125	910	3,658	2,90,554	31,874	1,22,384
Chile (including the Pacific Coast of Patagonia)	1,154	346	313	44,968	12,116	10,946
Hawaii	202	253	108	9,098	8,870	3,610
Other Foreign Countries	370	50	130	29	27	19,806	4,756	10,038	5,040	5,264
TOTAL FOREIGN COUNTRIES	389,860	370,460	240,251	91,978	57,278	1,47,28,605	1,17,71,403	74,11,560	23,22,434	14,65,489
Share of Bengal	494,941	451,289	329,775	69,038	47,932	1,89,73,200	1,43,72,068	1,10,02,111	18,35,430	13,53,163
" Bombay	213	103	206	319	895	54,597	34,243	51,654	60,368	66,373
" Sind	8	3	2	5	1	1,632	1,162	1,042	477	376
" Madras	1	..	6,164	18,838	3,501	220	100	1,16,066	4,23,103	1,39,640
" Burms	20	1,787	919	4,126	1,611	370	18,805	11,132	76,763	40,373
TOTAL	495,129	453,187	337,068	92,376	58,040	1,90,20,919	1,49,26,378	1,11,82,005	23,80,131	14,39,930
Lead—										
Fig (III. L)—	Cwts.	Cwts.	Cwts.	Cwts.	Cwts.					
United Kingdom (including Channel Islands)	1,144,746	782,659	963,700	1,099,067	746,419	1,65,70,490	1,04,19,813	1,17,60,060	1,27,65,205	83,62,335
Ceylon (excluding Maldives)	57,153	43,996	33,481	31,499	29,849	8,91,110	5,87,849	3,98,452	3,67,859	3,21,026
Straits Settlements	4,898	2,920	2,800	900	2,980	74,107	38,029	33,712	10,184	31,855

* Does not include figures of Iron from 1933-34.

GENERAL EXPORTS

INDIAN MERCHANDISE

No. 11—continued

ARTICLES, AND COUNTRIES OF FINAL DESTINATION; ALSO SHARE OF EACH PROVINCE	QUANTITY					VALUE				
	1930-31	1931-32	1932-33	1933-34	1934-35	1930-31	1931-32	1932-33	1933-34	1934-35
						₹	₹	₹	₹	₹
Metals and Ores—continued										
Lead—continued										
Pig (III. L)—continued										
Hongkong	13,063	22,793	18,193	12,007	2,000	1,87,330	2,08,890	2,28,537	1,43,316	21,024
Union of South Africa	13,498	1,44,047
Other British Possessions	80	..	60	243	..	1,004	..	672	2,040
TOTAL "FOR ORDERS" CARGONS (a)	—	—	—	—	30,008	—	—	—	—	4,41,982
TOTAL BRITISH EMPIRE	1,219,870	852,448	1,018,264	1,135,528	834,987	1,77,28,049	1,18,45,085	1,24,20,811	1,32,78,236	63,20,118
Germany	59,002	52,001	4,000	8,16,930	6,90,909	48,801
Belgium	27,999	32,003	4,26,990	4,55,037
Italy (including Fiume)	49,002	66,001	12,000	6,78,424	8,79,124	1,50,003
Java	519	193	300	917	1,072	9,572	2,539	3,974	10,200	11,062
China (excluding of Hongkong and Macao)	10,994	6,000	7,400	8,008	4,399	1,60,913	83,989	92,454	95,548	50,396
Japan	130,963	285,850	179,478	160,587	375,086	16,78,740	38,69,366	20,91,411	17,09,063	40,59,222
Egypt	2,400	24,120
Portuguese East Africa	6,932	6,099	78,932	70,892
Other Foreign Countries	200	134	98	203	255	2,008	1,748	1,140	2,351	2,822
TOTAL FOREIGN COUNTRIES	278,679	442,182	199,230	166,737	394,211	39,65,568	59,82,762	23,38,082	18,06,124	42,08,915
Share of Bengal	2,940	80,596
" Bombay	8	3	3	160	51	36
" Burma	1,495,618	1,294,630	1,217,492	1,302,257	1,229,195	3,16,07,919	1,73,28,447	1,47,68,733	1,51,74,309	1,35,94,997
TOTAL	1,498,558	1,294,630	1,217,500	1,302,260	1,229,198	2,16,89,615	1,73,28,447	1,47,58,893	1,51,74,360	1,35,95,033
Other sorts (III. L)—										
United Kingdom (including Channel Islands)	Cwts. 8,208	Cwts. 8,161	Cwts. 16,102	Cwts. 22,186	Cwts. 7,388	96,475	99,953	1,39,074	2,12,008	94,001
Ceylon (excluding Maldives)	11,483	13,271	14,685	12,355	13,823	2,88,108	2,81,444	2,97,868	2,07,468	2,02,350
Straits Settlements	305	356	317	5,750	5,557	4,861
Union of South Africa	1,220	13,590	..
Other British Possessions	105	5	52	34	74	1,952	180	661	484	1,500
TOTAL BRITISH EMPIRE	19,751	21,437	30,144	36,151	21,602	3,86,585	3,81,527	4,43,663	4,29,207	3,03,318
Germany	347	1,000	..	2,153	6,000	..
Belgium	1,845	1,625	..	2,531	2,503	12,310	13,374	..	9,903	12,628
Java	2,745	3,193	3,314	1,847	1,151	91,206	72,000	46,399	24,121	16,958
Japan	1	300	1,520	8	2,914	16,896
Other Foreign Countries	28	460	28	3	15	570	3,169	512	60	265
TOTAL FOREIGN COUNTRIES	4,966	5,288	2,342	5,181	5,189	1,06,247	89,443	46,002	41,998	46,747
Share of Bengal	16,360	17,519	17,356	14,492	12,462	3,93,514	3,61,185	3,50,997	3,28,936	1,94,568
" Bombay	88	..	28	4	230	1,720	..	610	86	1,683
" Madras	6	120
" Burma	3,259	9,101	15,102	26,335	14,037	97,548	1,09,785	1,39,078	2,62,185	1,53,794
TOTAL	24,717	26,720	32,486	41,392	26,791	4,62,792	4,70,970	4,90,555	4,81,205	3,50,065
Total Lead	1,523,275	1,321,360	1,249,986	1,343,692	1,225,989	2,21,81,397	1,77,99,417	1,52,49,448	1,56,56,566	1,39,45,098
Manganese Ore (II. F)—										
United Kingdom (including Channel Islands)	Tons 114,010	Tons 53,843	Tons 55,377	Tons 110,902	Tons 153,923	34,22,833	16,06,032	14,16,345	25,30,754	32,31,906
Gibraltar	2,000	48,000
Canada—										
Via Atlantic Coast	3,260	88,020
" Pacific "	100	1,000	400	3,000	25,000	7,200	..
TOTAL BRITISH EMPIRE	119,270	53,943	56,377	117,302	153,923	35,58,908	16,09,032	14,41,345	25,46,954	32,31,906

(a) Specified separately from 1934-35 and subject to subsequent adjustment.

No. 11—continued

ARTICLES, AND COUNTRIES OF FINAL DESTINATION; ALSO SHARE OF EACH PROVINCE	QUANTITY					VALUE				
	1980-31	1931-32	1932-33	1933-34	1934-35	1930-31	1931-32	1932-33	1933-34	1934-35
Metals and Ores—continued										
Manganese Ore (II. F)— continued.	Tons	Tons	Tons	Tons	Tons	R	R	R	R	R
Norway	5,000	3,500	..	1,000	2,500	1,75,000	93,000	..	22,495	30,000
Sweden	2,500	3,050	75,000	75,475
Germany	15,380	1,820	1,811	2,920	1,330	4,61,209	40,504	25,224	60,206	31,330
Netherlands	11,500	2,500	2,000	3,060	..	4,00,000	89,375	50,000	54,799	..
Belgium	78,495	35,400	32,452	18,854	37,488	28,97,918	10,65,100	9,49,645	3,12,008	6,50,460
France	198,409	80,325	74,591	60,954	112,019	49,46,108	17,87,140	16,83,486	10,60,251	17,75,671
Italy (including Fiume)	620	..	400	..	42	15,900	..	9,750	..	1,470
Hungary	8,500	2,55,000
Czechoslovakia	1,500	45,000
Japan	5,709	6,129	30,599	62,000	98,524	1,39,018	1,23,507	6,65,023	19,73,527	13,94,756
United States of America— Via Atlantic Coast	48,850	28,120	..	11	44,583	14,41,100	8,44,200	..	555	8,06,920
Other Foreign Countries	25
TOTAL FOREIGN COUNTRIES	366,603	157,794	141,353	143,799	301,936	1,08,50,951	40,42,911	33,83,130	25,86,050	47,66,038
Share of Bengal	236,333	149,348	137,224	133,743	203,493	68,71,571	42,93,705	37,23,758	24,79,702	35,68,476
“ Bombay	245,309	62,089	46,066	61,418	55,448	70,04,335	13,56,513	8,78,367	15,88,472	14,90,103
“ Madras	4,131	300	14,450	70,940	196,013	33,948	2,100	2,17,450	10,66,770	29,39,415
TOTAL	485,773	211,737	197,730	266,101	459,959	1,39,09,854	56,51,948	48,24,475	51,33,904	80,47,904
Ferrous Manganese Ore (II. F)— United Kingdom (including Channel Islands)	Tons	Tons	Tons	Tons	Tons		300
Belgium	3,000	1,200	2,000	19,500	7,200	80,000
France	2,000	2,000	16,000	16,000
TOTAL FOREIGN COUNTRIES	5,000	3,200	2,000	35,500	23,200	80,000
Share of Bombay	2,000	..	300	80,000
“ Madras	5,000	3,200	35,500	23,200
TOTAL	5,000	3,200	2,000	35,500	23,500	80,000
Tin— Ore (II. F)—	Tons	Tons	Tons	Tons	Tons					
United Kingdom (including Channel Islands)	659	121	45	55	52	11,97,618	1,19,382	54,898	1,13,456	1,05,398
Ceylon (excluding Maldives)	150	1,78,249	..
Straits Settlements	1,805	2,741	2,483	3,001	3,531	21,78,470	23,14,183	28,02,701	55,27,440	69,73,519
TOTAL BRITISH EMPIRE	2,524	2,862	2,528	3,206	3,583	33,76,297	24,32,565	28,57,599	58,19,145	70,79,417
Germany	7	12,992	..
Share of Burma	2,524	2,862	2,528	3,213	3,583	33,76,297	24,32,565	28,57,594	58,32,137	70,79,417
Unwrought (blocks, ingots, bars, and stubs) (III. L)—	Cwts.	Cwts.	Cwts.	Cwts.	Cwts.					
United Kingdom (including Channel Islands)	1,913	43,594	89,554	1,533	2,833	59,933	1,34,062	2,78,143	42,497	1,27,488
Federated Malay States	693	20,790	..
Other British Possessions	2	1	100	145
TOTAL BRITISH EMPIRE	1,915	43,594	89,554	2,226	2,834	60,033	1,34,062	2,78,143	63,287	1,27,633
Netherlands	2,720	6,682
Belgium	7,572	8,353	5,460	8,787	12,248	6,820
Japan	16,352	26,410	13,100	32,379
Other Foreign Countries	3,900	..	5,932	4,667	..	3,845
TOTAL FOREIGN COUNTRIES	14,252	8,353	11,092	16,352	26,410	20,136	12,248	10,665	13,100	32,379

GENERAL EXPORTS

(596)

INDIAN MERCHANDISE

No. 11—continued

ARTICLES, AND COUNTRIES OF FINAL DESTINATION; ALSO SHARE OF EACH PROVINCE	QUANTITY					VALUE				
	1930-31	1931-32	1932-33	1933-34	1934-35	1930-31	1931-32	1932-33	1933-34	1934-35
Metals and Ores—continued										
Tin—continued										
<i>Unwrought (blocks, ingots, bars, and slabs) (III. L)—continued.</i>	Cwts.	Cwts.	Cwts.	Cwts.	Cwts.	Rs.	Rs.	Rs.	Rs.	Rs.
Share of Bengal	16,165	51,937	100,646	18,548	29,256	80,069	1,46,310	2,88,808	76,350	1,69,218
" Bombay	3	100
" Burma	30	188	37	794
TOTAL	16,167	51,937	100,646	18,578	29,244	80,169	1,46,310	2,88,808	76,387	1,69,012
<i>Wrought (including Plates, or sheets, not being tinned iron) (III. L)—</i>	Cwts.	Cwts.	Cwts.	Cwts.	Cwts.	Rs.	Rs.	Rs.	Rs.	Rs.
TOTAL BRITISH EMPIRE	1	..	121	16	..	181	..
TOTAL FOREIGN COUNTRIES	2,434	2,480	1,194	120	..	2,412	1,271	2,380	180
Share of Bengal	2,484	2,480	1,195	2,378	1,371	2,105	..
" Bombay	1	50
" Madras	15	..
" Burma	120	120	100	180
TOTAL	2,485	2,480	1,315	120	..	2,428	1,271	2,520	180
Total Tin (excluding Ore)	Cwts. 16,167	Cwts. 54,432	Cwts. 103,128	Cwts. 19,893	Cwts. 29,364	Rs. 80,169	Rs. 1,48,738	Rs. 2,90,079	Rs. 78,907	Rs. 1,69,192
Wolfram Ore* (II. F)—										
United Kingdom (including Channel Islands)	Tons 3,204	Tons 3,351	Tons 3,110	Tons 3,777	Tons 4,994	Rs. 52,46,901	Rs. 56,15,940	Rs. 50,23,986	Rs. 60,91,732	Rs. 97,46,356
Total "For orders" cargoes(a)	—	—	—	—	3	—	—	—	—	3,500
TOTAL BRITISH EMPIRE	3,204	3,351	3,110	3,777	5,007	52,46,901	56,15,940	50,23,986	60,91,732	97,40,856
Sweden	26	25,300	..
Germany	413	656	161	288	201	3,84,462	3,76,633	60,828	1,70,044	4,04,015
Belgium	122	852	25	202	286	1,00,895	2,24,578	11,385	1,52,053	4,26,530
France	62	25	100	68,200	17,710	1,56,800
Italy (including Trieste)	10	..	80	6,000	..	38,428
TOTAL FOREIGN COUNTRIES	607	1,033	256	485	647	5,54,547	6,18,921	1,19,841	3,48,297	9,87,406
Share of Bombay	3	5	4,000	2,545
" Burma	3,803	4,384	3,368	4,242	5,639	57,97,538	62,34,867	51,43,627	64,40,029	1,07,34,616
TOTAL	3,811	4,384	3,368	4,242	5,644	58,01,538	62,34,867	51,43,627	64,40,029	1,07,37,261
Zinc or Spelter, all sorts (III. L)—										
United Kingdom (including Channel Islands)	Cwts. 1	Cwts. ..	Cwts. 4,000	Cwts. 110,000	Cwts. ..	Rs. 50	Rs. ..	Rs. 10,000	Rs. 2,75,000	Rs. ..
Other British Possessions	36	425
TOTAL BRITISH EMPIRE	1	..	4,000	110,000	36	50	..	10,000	2,75,000	425
Germany	30,000	50	25,000	33,000	90,000	75,000	1,000	62,500	66,000	1,53,450
Belgium	1,105,000	1,126,300	935,000	1,229,000	1,373,000	54,25,000	28,16,250	23,37,500	29,68,750	24,21,400
Japan	34,194	33,200	75,773	50,495
TOTAL FOREIGN COUNTRIES	1,225,000	1,126,350	960,000	1,290,194	1,505,200	55,00,000	28,16,250	24,00,000	31,10,623	20,25,345
Share of Bengal	1	5,707	50	7,061
" Bombay	50	36	..	1,000	425
" Burma	1,225,000	1,126,300	964,000	1,406,194	1,499,493	55,00,000	28,16,250	24,10,000	33,85,623	26,17,684
TOTAL	1,225,001	1,126,350	964,000	1,406,194	1,505,236	55,00,050	28,16,250	24,10,000	33,85,623	26,25,770
Metals, unenumerated (III. L)—										
United Kingdom (including Channel Islands)	Cwts. 1,616	Cwts. 106	Cwts. 1,498	Cwts. 4,816	Cwts. 3,893	Rs. 74,546	Rs. 57,942	Rs. 95,629	Rs. 1,80,976	Rs. 1,05,435
Aden and Dependencies	399	88	4	7	0	45,026	6,225	520	898	975
Bahrain Islands	60	19	4	..	0	7,175	3,390	600	..	1,117
Ceylon (excluding Maldives)	818	90	69	27	152	38,817	7,853	6,243	2,973	10,020
Straits Settlements	87	46	87	47	11	6,901	4,275	3,179	5,738	842
Hongkong	1	300	9	183	4	100	5,752	385	3,526	143
Union of South Africa	75	60	12	12	84	15,200	11,900	2,200	1,540	4,070
Zanzibar and Pemba	88	20	1	6	2	11,816	2,910	125	725	350
Kenya Colony	186	88	25	51	40	17,408	5,000	2,510	7,075	5,595

* Includes figures for mixed tin and wolfram concentrates.
(a) Specified separately from 1934-35 and subject to subsequent adjustment.

No. 11—continued

ARTICLES AND COUNTRIES OF FINAL DESTINATION; ALSO SHARE OF EACH PROVINCE	QUANTITY					VALUE				
	1930-31	1931-32	1932-33	1933-34	1934-35	1930-31	1931-32	1932-33	1933-34	1934-35
Metals and Ores—continued										
Metals unenumerated (II. L)—continued	Cwts.	Cwts.	Cwts.	Cwts.	Cwts.	Rs.	Rs.	Rs.	Rs.	Rs.
Tanganyika Territory	200	31	7	5	16	28,875	4,450	1,000	650	2,650
Anglo-Egyptian Sudan	884	11	..	40,185	1,250	..
Mauritius and Dependencies	70	38	10	10	2	9,670	4,747	1,145	1,660	285
Fiji Islands	35	23	55	30	45	3,050	1,848	5,380	4,543	4,050
Other British Possessions	25	27	37	17	15	1,770	2,465	2,370	1,255	775
TOTAL BRITISH EMPIRE	3,439	855	1,818	5,234	4,082	2,95,390	1,18,761	1,21,786	2,12,809	1,38,322
Germany	67,008	64,283	69,120	69,182	80,702	6,81,517	7,72,477	8,14,482	9,08,380	12,80,517
Netherlands	1,791	820	600	50,916	14,760	7,050
Belgium	200	..	2,000	720	500	9,400	..	23,500	25,350	20,000
Italy (including Fiume)	471	..	400	1,250	..	13,000	..	24,000	63,200	..
Mascat Territory and Trucial Oman	61	24	5	9	16	8,440	1,990	800	915	1,950
Other Native States in Arabia	501	36	43	23	20	83,526	4,819	4,074	2,405	2,056
Iraq	620	47	2	5	15	1,00,435	35,550	170	641	1,875
Iran	221	24	5	23	8	25,333	2,750	587	2,625	800
Siam	173	84	3	17	1	21,105	3,660	378	1,802	25
Japan	59	..	400	240	4,386	988	..	34,905	9,550	1,56,783
Portuguese East Africa	38	21	13	5	11	6,125	2,935	1,622	685	1,849
Other Foreign Countries	47	28	19	8	31	6,586	4,048	1,938	618	2,110
TOTAL FOREIGN COUNTRIES	71,185	65,317	72,610	71,481	91,090	10,07,321	8,42,869	9,14,106	10,11,171	14,68,565
Share of Bengal	6,224	3,299	2,162	4,684	5,637	1,30,517	68,114	1,31,571	1,94,537	1,86,507
„ Bombay	3,278	631	154	3,318	3,930	4,56,666	93,231	18,698	1,21,223	1,55,103
„ Madras	48	2,043	108	55	315	30,530	91,469	19,737	5,077	15,288
„ Burma	65,074	60,229	72,004	68,658	85,340	6,34,999	7,08,786	8,05,886	9,03,143	12,47,989
TOTAL	74,024	66,202	74,428	76,715	95,772	13,02,711	9,61,650	10,35,802	12,23,980	16,04,867
Ores, unenumerated (II. F)—										
United Kingdom (including Channel Islands)	Tons	Tons	Tons	Tons	Tons					
Commonwealth of Australia	1,464	1,440	1,886	1,887	4,387	80,214	40,180	74,844	57,131	1,63,397
Other Foreign Countries	350	..	350	20	61	6,562	..	6,562	1,160	2,200
TOTAL BRITISH EMPIRE	1,814	1,440	2,236	1,907	4,448	86,776	40,180	81,406	58,291	1,65,597
Germany	1,047	..	161	178	320	64,159	17	19,342	17,375	10,784
Netherlands	1,339	314	642	3,490	5,907	66,324	15,404	17,590	1,18,910	1,50,498
Belgium	3,126	507	60	1,950	1,350	1,12,850	13,211	3,180	66,290	37,040
France	200	317	100	332	20	13,082	13,840	5,684	13,338
Japan	619	953	803	1,025	3,481	12,118	13,153	15,039	16,308	50,403
United States of America—										
Via Atlantic Coast	618	724	532	973	2,310	21,536	21,754	13,132	42,475	75,481
" Pacific "	15	132	700	2,935
Other Foreign Countries	25	110	30	2,550	4,153
TOTAL FOREIGN COUNTRIES	7,249	2,698	2,515	7,846	13,921	2,77,507	31,571	31,918	2,70,792	3,44,630
Share of Bengal	7,926	3,927	3,741	8,337	17,050	2,77,563	1,15,559	90,570	2,70,003	4,00,295
„ Bombay	795	311	995	766	1,206	16,652	6,192	45,749	55,175	59,758
„ Sind	1	80
„ Madras	12	..	15	150	22	31,174	..	27,000	3,500	57,114
„ Burma	330	39,594	5	..
TOTAL	9,063	4,138	4,751	9,763	18,369	3,04,288	1,21,751	1,63,319	3,29,083	5,10,227
Total Metals—										
United Kingdom (including Channel Islands)	Tons	Tons	Tons	Tons	Tons					
Gibraltar	8	5	4	2	1	7,622	13,350	11,150	7,885	3,617
Malta and Gozo	2	1	1	1	1	5,150	1,533	2,000	2,217	1,150
Aden and Dependencies	36	27	52	33	42	55,093	17,034	13,060	19,216	21,542
Bahrain Islands	10	2	3	2	2	9,958	4,380	1,550	910	2,508

GENERAL EXPORTS

(598)

INDIAN MERCHANDISE

No. 11—continued

ARTICLES, AND COUNTRIES OF FINAL DESTINATION; ALSO SHARE OF EACH PROVINCE	QUANTITY					VALUE				
	1930-31	1931-32	1932-33	1933-34	1934-35	1930-31	1931-32	1932-33	1933-34	1934-35
	Tons	Tons	Tons	Tons	Tons	₹	₹	₹	₹	₹
Metals and Ores—continued										
<i>Total Metals—continued</i>										
Ceylon (excluding Maldives)	3,802	3,195	2,710	2,453	2,365	15,69,263	11,27,743	9,52,063	8,08,342	9,14,548
Straits Settlements	3,636	1,414	776	619	2,377	4,53,947	1,88,322	1,07,432	1,05,972	2,64,882
Federated Malay States	168	143	15	239	217	26,825	24,912	17,142	45,622	40,690
Hongkong	2,788	3,423	4,807	3,169	2,194	2,07,658	3,84,181	3,56,890	2,14,508	77,079
Union of South Africa	511	162	104	368	737	52,124	29,356	8,880	29,298	1,82,751
Zanzibar and Pemba	24	23	17	9	11	27,617	17,675	11,700	8,400	7,228
Kenya Colony	35	19	18	12	28	41,385	21,733	14,182	18,536	20,275
Tanganyika Territory	17	10	10	9	14	41,845	13,752	5,838	6,035	10,512
Anglo-Egyptian Sudan	17	1	2	41,086	300	..	1,400	750
Mauritius and Dependences	9	4	3	30	11	20,170	10,612	6,885	13,785	14,326
Canada—										
<i>Via Atlantic Coast</i>	15	5	1	..	1	46,820	16,344	3,094	443	2,274
<i> " Pacific "</i>	3	154	..	1	1	5,842	17,847	1,130	1,838	1,457
British West India Islands (excluding Bahamas)	5	8	7	4	3	11,765	24,630	13,005	9,948	6,640
British Guiana	1	2	6	1	3	4,000	3,165	5,439	1,405	3,114
Commonwealth of Australia	5	..	1	..	1	12,844	1,253	2,784	1,386	2,200
New Zealand	9	2	1	1	159	24,270	4,445	2,585	1,821	6,745
Fiji Islands	3	4	5	5	7	5,157	8,024	8,799	8,827	10,701
Other British Possessions	9	5	7	5	71	6,228	5,341	4,641	6,072	11,399
Total " For orders " cargoes(a)	—	—	—	—	2,000	—	—	—	—	4,41,982
TOTAL BRITISH EMPIRE	167,977	129,279	154,488	203,034	147,738	2,34,87,289	1,56,57,943	1,74,02,505	1,87,16,708	1,26,99,587
Sweden	4,682	1,383	3,785	653	6,015	1,92,607	49,500	1,25,953	16,232	1,44,620
Norway	363	90	163	140	166	13,379	3,153	4,918	8,442	4,348
Germany	86,190	30,938	23,354	25,264	22,637	81,64,881	45,94,951	36,50,145	38,90,404	86,20,141
Netherlands	890	2,847	1,306	752	704	84,778	1,18,431	63,757	39,224	20,512
Belgium	75,389	62,106	43,955	62,181	70,837	63,42,554	34,17,760	24,25,690	30,21,067	25,18,483
France	1,100	6	1	3	..	27,491	9,841	5,029	4,731	1,400
Italy (including Fiume)	13,602	8,209	2,312	1,474	9,053	11,32,392	10,30,302	2,32,112	92,937	2,06,845
Syria	2	1	3	4	1	3,925	3,700	3,330	9,505	4,250
Meskat Territory and Trucial Oman	36	44	34	32	21	20,529	16,181	11,572	10,308	11,974
Other Native States in Arabia	73	14	40	15	15	1,90,438	27,791	69,717	17,733	15,412
Iraq	52	9	15	63	47	1,07,355	50,836	5,105	17,306	16,804
Iran	42	4	13	20	10	34,471	4,072	4,480	7,132	4,405
Java	195	233	429	435	818	1,06,616	33,010	62,730	42,914	46,492
Sumatra	522	8	2	2	11	43,907	5,638	1,995	2,827	1,759
French Indo-China	10	1,010	463	35,340
China (exclusive of Hongkong and Macao)	18,077	13,042	13,569	19,663	17,238	8,45,735	5,35,324	5,52,063	5,32,974	4,28,521
Japan	217,740	291,957	181,688	290,719	320,869	96,33,858	1,23,99,489	72,32,455	84,18,654	1,11,02,334
Egypt	332	643	509	1,645	1,959	36,194	25,916	24,453	45,724	73,233
Portuguese East Africa	64	11	30	409	542	25,029	19,020	16,018	4,057	97,204
Italian East Africa (Somaliland and Eritrea)	6	7	13	10	9	8,809	4,163	8,124	3,490	6,255
United States of America—										
<i>Via Atlantic Coast</i>	99,433	44,525	31,485	57,102	23,306	37,30,614	15,76,980	10,61,405	13,06,783	5,61,093
<i> " Pacific "</i>	8,793	6,451	1,077	4,177	6,925	3,65,269	2,23,938	41,868	96,439	1,30,923

(a) Specified separately from 1934-35 and subject to subsequent adjustment.

No. 11—continued

ARTICLES, AND COUNTRIES] OF FINAL DESTINATION; ALSO SHARE OF EACH PROVINCE	QUANTITY					VALUE				
	1930-31	1931-32	1932-33	1933-34	1934-35	1930-31	1931-32	1932-33	1933-34	1934-35
Metals and Ores—continued										
Total Metals—concluded	Tons	Tons	Tons	Tons	Tons	R	R	R	R	R
Panama (including Panama Canal Zone)	..	2	..	1	..	430	5,450	..	2,220	808
Dutch Guiana	1	3	2,478	5,263
Argentine Republic (including the Atlantic Coast of Patagonia)	7,125	910	3,058	2,670	1,564	2,90,554	31,874	1,22,543	64,227	37,945
Chile (including the Pacific Coast of Patagonia)	1,154	846	313	604	20	45,708	12,116	10,040	13,889	473
Hawaii	208	253	103	508	377	10,948	10,070	4,200	13,171	9,935
Other Foreign Countries	237	59	44	116	190	30,650	10,416	20,024	25,404	20,274
TOTAL "FOR ORDERS" CARGOES (a)	—	—	—	—	302	—	—	—	—	6,936
TOTAL FOREIGN COUNTRIES	487,026	465,102	313,901	468,608	433,304	3,17,42,413	2,43,11,312	1,57,46,292	1,77,03,284	1,00,13,087
Share of Bengal	497,173	465,459	334,358	494,923	467,718	1,09,71,197	1,66,15,510	1,12,77,124	1,29,51,013	1,12,74,169
" Bombay	678	230	316	651	1,305	9,00,287	3,74,745	3,13,094	3,75,102	4,22,802
" Sind	8	3	..	5	1	32,162	1,162	1,042	477	376
" Madras	220	390	6,359	19,122	3,920	3,32,757	3,31,555	3,56,487	6,46,063	6,87,899
" Burma	155,924	138,399	77,354	156,941	153,098	3,39,43,299	2,36,56,283	2,06,61,130	2,26,27,326	1,96,27,898
TOTAL	655,003	594,381	468,389	671,042	631,042	5,52,29,702	3,99,09,255	3,32,08,887	3,64,09,956	3,19,13,276
Total Ores—										
United Kingdom (including Channel Islands)	Tons 121,791	Tons 62,554	Tons 66,754	Tons 130,206	Tons 173,250	1,00,36,531	75,07,312	67,88,973	90,37,090	1,36,13,057
Gibraltar	2,000	48,000
Ceylon (excluding Maldives)	150	1,78,249	..
Straits Settlements	1,805	2,241	3,483	3,001	3,531	21,78,479	23,14,183	28,02,701	55,27,440	69,79,519
Canada—										
Via Atlantic Coast	3,260	88,020
" Pacific "	..	100	1,000	400	3,000	25,000	7,200	..
Commonwealth of Australia	350	..	350	20	61	6,562	..	6,562	1,160	2,200
TOTAL "FOR ORDERS" CARGOES (a)	—	—	—	—	3	—	—	—	—	3,500
TOTAL BRITISH EMPIRE	129,266	64,895	70,587	133,777	181,851	1,29,57,592	98,24,495	99,23,236	1,47,51,148	2,05,92,276
Sweden	2,500	25	3,650	75,000	25,300	75,475
Norway	9,260	3,500	3,043	8,501	11,200	3,02,770	93,000	91,290	2,47,394	2,91,000
Germany	20,299	6,076	4,726	4,586	2,821	10,14,820	5,33,154	2,16,598	3,00,472	4,73,723
Netherlands	13,339	2,064	4,248	7,000	6,277	4,60,824	1,10,779	1,29,350	1,87,676	1,60,131
Belgium	35,010	37,659	33,298	22,955	42,845	26,41,013	13,16,589	9,94,009	5,92,080	12,44,433
France	191,871	82,945	76,326	62,231	115,297	50,63,326	18,48,732	17,49,667	10,90,817	20,03,345
Italy (including Fiume)	2,190	100	960	405	437	68,400	3,000	60,578	13,400	14,021
Hungary	8,500	2,55,000
Czechoslovakia	1,500	45,000
Japan	7,220	7,519	32,154	63,843	103,310	1,63,656	1,45,151	6,87,180	10,98,812	14,56,963
United States of America—										
Via Atlantic Coast	59,218	23,844	1,665	1,484	46,893	16,97,891	8,65,954	51,552	59,060	8,82,401
" Pacific "	450	15	532	18,000	700	18,085
Other Foreign Countries	20	..	25	30	..	750
TOTAL FOREIGN COUNTRIES	398,348	169,607	156,420	170,745	333,282	1,13,16,700	49,16,884	89,86,204	86,21,711	66,21,235
Share of Bengal	345,931	155,411	146,936	148,147	233,802	71,95,524	44,76,265	40,36,888	29,09,686	41,23,763
" Bombay	246,112	68,300	47,051	62,469	67,514	70,23,837	13,63,030	9,24,016	16,43,533	19,49,476
" Sind	11,020	4,045	5,823	11,661	1	3,30,575	1,21,350	1,74,690	3,49,699	60
" Madras	17,394	6,000	21,303	74,799	204,594	4,10,577	1,12,802	4,82,825	11,97,679	33,87,179
" Burma	6,657	6,746	5,894	7,455	9,222	92,13,429	86,67,432	80,01,221	1,32,72,171	1,78,14,033
TOTAL	527,614	234,502	227,007	304,522	516,133	2,41,74,292	1,47,40,879	1,36,09,440	1,83,72,959	2,72,13,511

(a) Specified separately from 1934-35 and subject to subsequent adjustment.

GENERAL EXPORTS

(600)

INDIAN MERCHANDISE

No. 11—continued

ARTICLES, AND COUNTRIES OF FINAL DESTINATION; ALSO SHARE OF EACH PROVINCE	QUANTITY					VALUE				
	1930-31	1931-32	1932-33	1933-34	1934-35	1930-31	1931-32	1932-33	1933-34	1934-35
	Tons	Tons	Tons	Tons	Tons	₹	₹	₹	₹	₹
Metals and Ores—continued										
Total Metals and Ores—										
United Kingdom (including Channel Islands)	278,681	183,222	212,886	325,876	315,248	3,07,87,157	2,12,28,728	2,26,06,319	2,64,38,995	2,44,84,190
Gibraltar	2,008	5	4	2	1	55,622	13,850	11,150	7,885	3,611
Malta and Gozo	2	1	1	1	1	5,150	1,588	2,000	2,217	1,150
Aden and Dependencies	36	27	52	33	42	55,068	17,684	18,060	19,218	21,542
Bahrain Islands	10	2	2	2	2	9,668	4,330	1,850	910	2,508
Ceylon (excluding Maldives)	3,802	3,198	2,719	2,803	2,805	15,69,263	11,27,743	9,52,063	9,86,591	9,14,548
Straits Settlements	5,501	3,655	3,259	3,820	5,908	26,32,426	25,02,505	29,10,133	56,34,412	72,38,401
Federated Malay States	198	143	15	239	217	26,825	24,912	17,142	45,522	40,690
Hongkong	2,788	3,423	4,607	3,169	2,164	2,67,658	3,84,181	3,56,980	2,14,568	77,079
Union of South Africa	511	162	104	363	737	52,124	29,356	8,860	29,268	1,62,751
Zanzibar and Pemba	24	23	17	9	11	27,617	17,675	11,700	8,490	7,228
Kenya Colony	35	19	18	12	26	41,385	21,733	14,182	18,536	20,275
Tanganyika Territory	17	10	10	9	14	41,845	18,752	5,888	6,085	10,512
Anglo-Egyptian Sudan	17	1	2	41,086	300	..	1,400	750
Mauritius and Dependencies	9	4	3	30	11	20,170	10,612	6,385	13,765	14,320
Canada—										
Via Atlantic Coast	3,275	5	1	..	1	1,34,840	16,344	3,094	443	2,274
" Pacific "	2	254	1,000	401	1	5,842	20,347	26,130	9,038	1,457
British West India Islands (excluding Bahamas)	5	8	7	4	3	11,765	24,630	13,005	9,948	6,640
British Guiana	1	2	6	1	3	4,000	3,165	5,439	1,405	3,114
Commonwealth of Australia	355	..	351	20	62	19,406	1,253	9,346	2,546	4,490
New Zealand	9	2	1	1	159	24,279	4,445	2,585	1,821	6,745
Fiji Islands	3	4	5	5	7	5,158	8,024	8,799	8,827	10,701
Other British Possessions	9	5	7	5	71	6,237	5,341	4,641	6,072	11,899
TOTAL "FOR ORDERS" CARGONS (a)	—	—	—	—	2,003	—	—	—	—	4,45,482
TOTAL BRITISH EMPIRE	297,243	194,174	224,075	336,811	329,589	8,58,44,881	2,56,82,438	2,70,85,831	3,34,67,350	3,34,91,868
Sweden	7,382	1,383	3,735	678	9,605	2,67,607	49,500	1,25,953	41,582	2,20,005
Norway	9,923	3,590	3,206	8,641	11,386	3,16,149	96,158	90,808	2,56,836	2,95,348
Germany	56,480	37,014	28,580	20,850	25,458	91,79,791	51,28,105	38,46,748	41,90,870	39,96,864
Netherlands	14,239	5,811	6,054	7,752	6,981	5,51,602	2,24,210	1,93,107	2,26,900	1,80,943
Belgium	160,399	99,765	82,253	84,786	113,682	69,83,587	47,34,349	34,19,099	30,13,147	37,62,976
France	192,971	82,951	76,327	62,234	115,297	50,95,617	18,58,573	17,54,696	11,01,548	20,04,745
Italy (including Fiume)	15,792	8,309	3,272	1,879	9,490	12,01,092	10,38,802	2,98,600	1,06,387	2,20,866
Hungary	8,500	2,55,000	..	10
Czechoslovakia	1,500	45,000
Syria	2	1	3	4	1	3,925	8,700	8,380	9,505	4,250
Nesrat Territory and Trucial Oman	36	44	34	32	21	20,529	15,181	11,572	10,308	11,974
Other Native States in Arabia	73	14	40	15	15	1,90,488	27,791	69,717	17,783	15,412
Iran	42	4	13	20	10	34,471	4,072	4,480	7,182	4,405
Iraq	52	9	15	63	47	1,07,355	50,886	5,105	17,306	16,804
Java	195	333	429	435	838	1,06,616	83,010	62,780	42,914	47,251
Siam	522	8	2	2	11	48,907	5,638	1,905	2,827	1,750
French Indo-China	10	1,010	463	85,365
China (exclusive of Hongkong and Macao)	18,077	13,042	13,569	19,668	17,288	5,45,735	5,85,324	5,52,063	5,82,974	4,28,521
Japan	224,960	209,476	213,842	354,562	424,176	99,97,514	1,25,44,640	79,19,585	95,17,766	1,25,59,346
Egypt	832	643	509	1,640	1,959	36,194	25,916	24,458	45,724	78,238
Portuguese East Africa	64	11	80	499	542	25,029	19,020	16,018	94,057	97,204
Italian East Africa (Somaliland and Kistrea)	6	7	13	10	9	8,800	4,163	8,144	3,490	6,255
United States of America—										
Via Atlantic Coast	165,701	78,369	33,150	58,586	70,699	54,78,505	24,42,984	11,12,067	18,65,843	24,43,404
" Pacific "	9,156	6,451	1,077	4,192	6,557	3,83,269	2,39,038	41,868	97,139	1,58,768

(a) Specified separately from 1934-35 and subject to subsequent adjustment.

No. 11—continued

ARTICLES, AND COUNTRIES OF FINAL DESTINATION; ALSO SHARE OF EACH PROVINCE	QUANTITY					VALUE				
	1930-31	1931-32	1932-33	1933-34	1934-35	1930-31	1931-32	1932-33	1933-34	1934-35
	Tons	Tons	Tons	Tons	Tons	₹	₹	₹	₹	₹
Metals and Ores—concluded										
<i>Total Metals and Ores—continued</i>										
Panama (including Panama Canal Zone)	..	2	2	1	..	430	5,450	4,050	2,220	898
Dutch Guiana	3	5,253
Argentine Republic (including the Atlantic Coast of Patagonia)	7,125	610	3,658	2,670	1,504	2,90,554	31,874	1,22,543	64,227	37,945
Chile (including the Pacific Coast of Patagonia)	1,154	346	313	604	20	45,768	12,116	10,946	13,889	473
Hawaii	203	253	103	503	377	10,948	10,070	4,969	13,171	9,935
Other Foreign Countries	287	58	42	116	190	32,123	16,416	16,604	15,404	20,274
Total "For Orders" Cargoes (a)	—	—	—	—	302	—	—	—	—	6,936
TOTAL FOREIGN COUNTRIES	8,85,374	634,709	470,321	639,363	316,586	4,35,59,113	2,92,27,696	1,97,32,406	2,14,04,090	2,56,34,922
<i>Share of Bengal</i>	743,104	510,370	531,394	643,070	701,530	2,71,66,721	2,00,91,775	1,59,03,812	1,55,60,699	1,53,97,962
" Bombay	246,790	62,530	47,367	63,120	68,819	79,34,174	17,37,775	12,37,110	20,18,735	23,71,278
" Sind	11,028	4,048	6,825	11,666	2	3,62,737	1,22,512	1,76,732	3,60,176	436
" Madras	13,114	6,390	27,662	93,912	213,514	7,33,636	4,34,367	8,39,322	18,43,738	39,15,078
" Burma	163,581	145,145	83,248	164,395	162,320	4,31,56,728	3,23,92,715	2,86,62,351	3,47,99,497	3,74,42,031
TOTAL	1,182,617	828,838	605,390	976,164	1,146,175	7,94,03,904	5,47,10,134	4,68,18,327	5,48,72,845	5,91,26,785
Mica (II. B)—										
<i>In blocks—</i>										
United Kingdom (including Channel Islands)	8,247	5,189	4,300	8,631	11,822	15,05,472	9,23,163	9,50,936	16,78,970	25,69,370
Canada—										
Vid Atlantic Coast	36	8	1	4	12	9,601	3,087	425	1,300	3,700
Commonwealth of Australia	30	1	16	8	11	17,376	300	3,686	3,225	3,600
Other British Possessions	2	1	7	1,950	154	359	..	1,900
TOTAL BRITISH EMPIRE	8,315	5,199	4,407	8,633	11,852	15,34,399	9,26,704	9,60,906	16,83,495	25,78,570
Germany	515	91	480	718	2,022	79,739	20,483	94,140	1,22,611	3,08,807
Netherlands	65	..	1	2	662	14,732	..	750	870	58,867
Belgium	1	7	57	90	61	390	2,095	27,274	24,913	27,147
France	707	184	202	292	474	1,59,664	49,428	53,199	56,043	90,021
Italy (including Fiume)	277	201	403	670	1,470	44,994	73,131	33,276	71,813	1,77,186
Japan	720	895	996	674	1,231	1,64,658	1,37,734	2,00,363	1,41,022	1,88,533
United States of America—										
Vid Atlantic Coast	1,642	1,111	1,623	5,262	5,401	3,91,924	1,40,612	2,00,597	5,40,814	6,74,327
Other Foreign Countries	22	..	20	5	13	4,710	..	3,300	1,500	2,633
TOTAL FOREIGN COUNTRIES	3,949	2,489	3,782	7,913	11,384	8,61,111	4,23,481	6,07,899	9,59,591	15,57,631
<i>Share of Bengal</i>	3,063	5,448	6,467	13,123	18,250	17,66,701	9,38,169	13,57,735	19,10,444	36,17,608
" Bombay	28	12	12	1,215	1,600	2,113
" Madras	4,173	3,228	1,722	4,423	4,964	6,27,494	4,10,426	2,71,070	6,32,842	5,10,475
TOTAL	12,264	7,688	8,189	16,546	23,216	23,96,510	13,50,185	16,28,805	26,43,036	41,36,201
<i>In splittings—</i>										
United Kingdom (including Channel Islands)	26,026	10,073	14,039	15,833	19,806	19,57,586	12,32,033	8,56,118	8,58,524	9,33,113
Canada—										
Vid Atlantic Coast	434	709	201	311	273	37,088	1,10,457	28,862	33,439	23,588
Other British Possessions	825	405	425	19	13	1,985	1,100	2,551	1,070	700
TOTAL BRITISH EMPIRE	27,285	25,187	14,665	16,163	20,092	20,46,659	13,43,590	8,87,331	8,93,933	9,57,406
Sweden	42	40	..	45	45	4,362	1,125	..	5,420	2,500
Germany	5,103	3,866	5,518	5,441	5,184	3,03,393	1,72,306	1,73,054	2,32,711	3,32,449
Netherlands	324	341	591	297	433	17,366	12,644	15,478	7,943	12,850
Belgium	1,214	1,031	480	791	1,523	88,665	80,401	23,332	37,849	54,565
France	4,938	2,463	316	779	1,754	1,24,073	23,553	39,118	40,542	1,07,398
Italy (including Fiume)	1,133	2,593	643	1,053	2,805	1,44,443	2,54,700	59,071	66,527	2,34,211
Austria	140	15,650

(a) Specified separately from 1934-35 and subject to subsequent adjustment.

GENERAL EXPORTS

(602)

INDIAN MERCHANDISE

No. 11—continued

ARTICLES, AND COUNTRIES OF FINAL DESTINATION; ALSO SHARE OF EACH PROVINCE	QUANTITY					VALUE				
	1930-31	1931-32	1932-33	1933-34	1934-35	1930-31	1931-32	1932-33	1933-34	1934-35
Mica (II. B)—continued						R	R	R	R	R
In Splittings—continued	Cwts.	Cwts.	Cwts.	Cwts.	Cwts.					
Japan	2,440	3,158	3,272	3,230	5,296	61,067	67,930	84,067	1,15,937	1,04,738
United States of America— Via Atlantic Coast	19,135	12,001	6,258	21,368	41,004	15,54,888	6,20,374	2,39,037	5,07,706	8,74,201
Other Foreign Countries	29	2,508
TOTAL FOREIGN COUNTRIES	24,619	25,499	17,612	33,009	61,194	23,16,742	12,42,048	6,36,265	10,36,695	18,12,972
Share of Bengal	54,303	40,660	27,387	43,574	75,461	35,31,195	29,38,562	12,45,730	16,45,418	24,39,555
" Bombay	590	3	504	66,080	620	24,528
" Madras	6,911	5,017	4,390	5,598	5,321	4,66,186	3,46,466	2,77,866	2,62,210	2,66,295
TOTAL	61,804	45,680	32,277	49,172	81,286	43,63,401	25,85,638	15,23,596	19,30,628	27,70,378
TOTAL MICA—	Cwts.	Cwts.	Cwts.	Cwts.	Cwts.					
United Kingdom (including Channel Islands)	34,273	24,262	18,429	24,454	31,028	34,63,058	21,55,196	18,07,054	24,37,704	35,02,488
Canada— Via Atlantic Coast	470	717	202	315	285	96,689	1,13,544	29,087	84,739	27,288
Commonwealth of Australia	855	400	441	27	21	19,361	1,400	11,237	4,895	4,200
Other British Possessions	2	1	10	1,050	154	850	..	2,000
TOTAL BRITISH EMPIRE	35,600	25,386	19,072	24,796	31,944	85,81,058	22,70,294	18,48,237	24,77,428	35,35,976
Sweden	56	40	20	45	45	7,050	1,125	3,300	5,420	2,600
Germany	5,018	3,057	5,998	6,159	10,206	3,88,132	1,92,789	2,67,194	8,55,322	6,41,316
Netherlands	380	341	502	209	1,005	32,598	12,844	16,228	8,818	1,01,717
Belgium	1,215	1,038	537	881	1,614	89,056	82,496	50,406	62,762	81,712
France	5,695	2,647	1,018	1,071	2,228	2,84,642	72,979	97,317	96,590	1,97,389
Italy (including Eume)	1,410	2,794	1,051	1,723	4,835	1,89,437	3,27,837	1,42,947	1,60,340	4,11,397
Austria	140	15,680
Japan	3,160	4,053	4,268	4,104	6,527	2,26,925	2,05,673	2,84,430	2,50,959	3,83,271
United States of America— Via Atlantic Coast	20,777	13,112	7,881	26,630	46,495	19,46,812	7,60,086	4,39,634	10,48,580	16,48,618
Other Foreign Countries	8	..	29	5	13	2,522	..	2,508	1,506	2,688
TOTAL FOREIGN COUNTRIES	38,468	27,982	21,394	40,922	72,558	31,77,853	16,65,529	13,04,164	19,96,286	33,70,608
Share of Bengal	62,366	46,108	34,354	55,697	93,711	55,97,890	31,76,731	26,03,465	35,58,662	61,07,163
" Bombay	618	15	516	67,395	2,220	26,646
" Madras	11,984	7,245	6,112	10,021	10,275	10,93,620	7,56,872	5,43,936	9,14,862	7,72,770
TOTAL	74,068	53,368	40,466	65,718	104,592	67,58,911	39,35,823	31,52,401	44,73,714	60,06,679
Monazite (II. B)—	Tons	Tons	Tons	Tons	Tons					
..
Oils—	Gals.	Gals.	Gals.	Gals.	Gals.					
Animal (II. C)—										
TOTAL BRITISH EMPIRE	841	512	134	5,992	2,863	2,230	1,270	225	3,246	1,868
TOTAL FOREIGN COUNTRIES	37	24	..	50	88	..
Share of Bombay	45	48	..	32	15	326	90	..	71	30
" Sind	37	24	..	50	38	..
" Madras	796	164	134	5,980	2,848	2,005	1,130	225	3,176	1,838
TOTAL	878	512	134	6,016	2,863	2,280	1,270	225	3,284	1,868

No. 11—continued

ARTICLES, AND COUNTRIES OF FINAL DESTINATION; ALSO SHARE OF EACH PROVINCE	QUANTITY					VALUE				
	1930-31	1931-32	1932-33	1933-34	1934-35	1930-31	1931-32	1932-33	1933-34	1934-35
Oils—continued										
Essential—										
LEMONGRASS OIL (II. G)—										
United Kingdom (including Channel Islands)	4,986	11,118	10,564	14,075	15,490	69,181	1,06,798	98,098	2,01,523	2,28,053
Ceylon (excluding Maldives). Canada—	1,860	1,117	8,301	748	1,121	26,500	11,908	32,939	7,844	10,236
Via Atlantic Coast	224	200	2,749	3,200	1,775	41,419
Other British Possessions	257	150	..	3,500	1,925	..
TOTAL BRITISH EMPIRE.	7,327	12,435	19,865	14,973	19,360	99,381	1,20,641	1,31,077	2,10,702	2,86,708
Germany	5,069	4,897	3,088	3,150	14,783	69,058	46,327	30,191	42,588	77,404
Netherlands	571	3,542	2,611	620	2,048	7,800	29,728	25,704	9,882	46,172
Belgium	534	86	580	62	252	7,306	860	5,800	612	3,915
France	12,576	10,097	2,772	5,280	10,570	1,72,084	1,00,215	29,996	66,884	1,03,154
Spain	136	..	582	1,360	..	10,373
Italy (including Fiume)	702	1,057	1,747	1,008	3,078	9,500	16,212	10,952	22,628	48,595
Japan	780	2,726	1,573	249	2,178	9,553	21,955	16,484	2,448	31,865
United States of America—										
Via Atlantic Coast	11,793	14,380	16,726	19,320	33,364	1,58,960	1,36,337	1,63,382	2,78,732	5,06,823
Other Foreign Countries	136	245	1,360	3,886
TOTAL FOREIGN COUNTRIES.	32,031	38,235	29,233	30,443	58,430	4,30,755	3,60,034	2,86,860	4,10,127	8,01,777
Share of Madras	39,358	50,670	43,098	45,416	77,790	6,27,136	4,80,576	4,17,746	6,29,919	11,77,485
SANDALWOOD OIL (II. G)—										
United Kingdom (including Channel Islands)	1,084	4,542	3,046	6,230	5,222	1,68,096	7,90,747	3,53,206	6,21,978	5,67,230
Straits Settlements	32	..	321	4,060	..	33,862
Hongkong	67	139	..	88	83	1,500	15,710	..	750	2,250
Anglo-Egyptian Sudan	387	198	312	334	605	41,130	20,470	33,629	26,370	35,538
Other British Possessions	26	25	167	41	35	3,610	3,798	1,500	5,908	2,084
TOTAL BRITISH EMPIRE .	1,564	4,899	3,557	6,694	6,166	2,14,346	7,46,720	3,92,455	6,56,061	6,40,964
Germany	417	500	..	50	4	64,926	80,363	..	5,936	600
France	4,510	2,622	56	6,83,701	4,01,221	6,225
Siam	224	18	..	14,000	1,350
China (exclusive of Hong- kong and Alacão)	80	56	93	295	..	11,270	6,925	12,502	29,950
Japan	2,048	4,236	2,609	2,294	2,644	3,02,440	5,46,251	3,44,853	2,43,987	2,77,976
Egypt	11	..	42	61	50	1,400	..	3,250	6,000	6,400
United States of America—										
Via Atlantic Coast	170	92	137	15,500	11,250	14,510
Other Foreign Countries	3	27	3	400	3,770	226
TOTAL FOREIGN COUNTRIES.	7,160	7,780	2,716	2,498	3,210	10,68,867	10,63,125	3,54,925	2,69,415	3,37,011
Share of Bengal	9	3	1,680	220
" Bombay	8,247	11,091	6,232	7,144	6,193	12,36,583	16,74,014	7,43,103	7,98,075	6,38,660
" Madras	477	1,679	32	1,048	3,183	47,830	1,39,151	4,660	1,26,401	3,39,325
TOTAL	8,724	12,679	6,267	8,192	9,376	12,83,213	18,14,845	7,47,393	9,24,476	9,77,975
GINGER GRASS OIL (II. G)—										
United Kingdom (including Channel Islands)	188	220	73	85	..	7,500	10,500	2,000	2,300	..
Anglo-Egyptian Sudan	44	600	..
TOTAL BRITISH EMPIRE .	188	220	73	129	..	7,500	10,500	2,000	3,400	..
TOTAL FOREIGN COUNTRIES.	30	102	28	..	50	975	3,802	750	..	1,500

GENERAL EXPORTS

(604)

INDIAN MERCHANDISE

No. 11—continued

ARTICLES, AND COUNTRIES OF FINAL DESTINATION; ALSO SHARE OF EACH PROVINCE	QUANTITY					VALUE				
	1930-31	1931-32	1932-33	1933-34	1934-35	1930-31	1931-32	1932-33	1933-34	1934-35
Oils—continued										
Essential—continued	Gals.	Gals.	Gals.	Gals.	Gals.	₹	₹	₹	₹	₹
GINGER GRASS OIL (II. G)—contd.										
Share of Bombay	219	323	101	129	..	8,475	14,302	2,750	3,400	..
„ Madras	50	1,500
TOTAL	219	323	101	129	50	8,475	14,302	2,750	3,400	1,500
PALMA ROSA OIL (II. G)—										
United Kingdom (including Channel Islands)	295	831	917	657	745	14,550	37,781	42,650	28,400	24,525
Aden and Dependencies	348	33	..	9,500	900
Hongkong	305	83	107	333	..	3,500	309	6,000	6,000	..
Anglo-Egyptian Sudan	5,319	3,283	4,428	4,677	5,725	1,92,750	1,06,050	1,27,550	1,13,636	1,42,636
TOTAL BRITISH EMPIRE	5,919	4,520	5,512	5,667	6,503	2,10,800	1,53,931	1,76,200	1,48,036	1,68,061
Germany	1,047	1,179	912	1,165	1,470	89,809	44,662	35,875	46,212	45,340
Netherlands	264	..	56	56	62	8,875	..	2,500	2,400	2,250
France	279	195	307	195	502	10,250	7,999	13,150	9,850	17,512
Italy (including Fiume)	140	56	83	112	120	5,281	2,000	3,250	3,562	3,800
Japan	28	..	42	..	200	937	..	1,500	..	8,687
Egypt	150	102	65	239	155	3,200	3,250	2,280	5,811	3,050
United States of America— Via Atlantic Coast	732	532	392	746	870	30,987	24,500	15,300	23,200	25,125
Other Foreign Countries	22	..	4	154	52	600	..	250	5,377	1,109
TOTAL FOREIGN COUNTRIES.	2,662	2,064	1,861	2,667	3,542	99,889	82,411	74,105	1,00,912	1,07,572
Share of Bombay	3,581	6,584	7,373	8,334	10,045	3,10,689	2,36,342	2,50,305	3,48,948	2,75,633
THYMOL OIL (II. G.)	Gals.	Gals.	Gals.	Gals.	Gals.					
..
CITRONELLA OIL (II. G)—										
TOTAL BRITISH EMPIRE	8	..	50	96	..	562
Share of Madras	8	96
„ Burma	50	562
TOTAL	8	..	50	96	..	562
CINNAMON OIL (II. G)—										
TOTAL FOREIGN COUNTRIES.	..	2	..	80	56	..	1,400	..
Share of Bombay	80	1,400	..
„ Sind	2	56
TOTAL	..	2	..	80	56	..	1,400	..
OTHER SORTS (II. G)—										
Anglo-Egyptian Sudan	1,858	1,515	1,249	1,353	1,397	40,150	25,250	28,750	23,275	25,445
Other British Possessions	221	294	267	162	112	3,463	4,281	2,442	2,381	2,770
TOTAL BRITISH EMPIRE.	2,079	1,809	1,516	1,515	1,509	43,613	29,531	31,192	25,656	28,215

No. 1—continued

ARTICLES, AND COUNTRIES OF FINAL DESTINATION : ALSO SHARE OF EACH PROVINCE	QUANTITY					VALUE				
	1930-31	1931-32	1932-33	1933-34	1934-35	1930-31	1931-32	1932-33	1933-34	1934-35
Oils—continued										
<i>Essential—concluded</i>										
<i>Other sorts (II. G)—continued</i>	Gals.	Gals.	Gals.	Gals.	Gals.					
TOTAL FOREIGN COUNTRIES	247	55	159	263	126	5,920	1,030	3,000	6,215	3,500
<i>Share of Bengal</i>	12	12	5	68	60	1,045
<i>" Bombay</i>	2,267	1,797	1,650	1,774	1,635	47,325	29,985	33,690	31,850	31,715
<i>" Sind</i>
<i>" Madras</i>	47	18	14	4	..	2,140	315	147	21	..
<i>" Burma</i>	..	37	221
TOTAL	2,326	1,864	1,669	1,778	1,635	49,538	30,561	34,882	31,871	31,715
Total Essential Oils—	Gals.	Gals.	Gals.	Gals.	Gals.					
United Kingdom (including Channel Islands)	6,540	16,711	14,652	20,066	21,541	2,54,342	8,55,823	4,97,466	8,54,896	8,22,058
Aden and Dependencies	19	348	..	22	33	800	9,300	..	800	900
Ceylon (excluding Maldives)	1,894	1,156	3,324	752	1,143	27,006	12,180	33,136	7,393	16,480
Straits Settlements	12	12	92	..	321	68	60	4,030	..	33,832
Hongkong	372	389	334	416	83	5,910	17,310	7,500	6,750	2,250
Anglo-Egyptian Sudan	7,564	4,971	5,989	6,409	7,627	2,74,030	1,57,770	1,89,929	1,63,881	2,04,019
Canada— Via Atlantic Coast	224	200	2,749	3,200	1,775	41,419
Other British Possessions	446	103	242	314	41	9,200	6,243	2,175	9,725	2,380
TOTAL BRITISH EMPIRE	17,080	23,865	24,573	27,978	33,598	5,78,236	10,61,473	7,34,286	10,42,945	11,22,946
Germany	6,583	6,590	4,000	4,374	6,257	1,74,893	1,71,852	66,066	94,731	1,23,443
Netherlands	849	3,556	2,667	676	3,005	17,050	40,228	28,204	12,282	48,422
Belgium	584	48	590	62	252	7,300	1,800	5,800	612	3,015
France	17,401	13,902	3,030	5,475	11,128	8,68,910	5,12,568	41,106	75,234	1,66,891
Spain	136	..	582	1,360	..	10,373
Italy (including Flume)	842	1,713	1,830	1,720	3,207	14,781	17,212	20,202	20,188	52,305
Slam	..	224	18	..	14,000	1,350
China (exclusive of Hongkong and Macao)	..	80	56	93	295	..	11,270	6,625	12,502	29,950
Japan	2,857	6,961	4,224	2,641	5,113	8,12,930	5,08,106	8,61,817	2,50,112	3,18,028
Egypt	236	135	247	516	332	6,750	3,775	8,155	17,720	13,500
United States of America— Via Atlantic Coast	12,731	15,004	17,146	20,155	34,867	2,01,372	1,72,087	1,79,432	3,03,332	5,47,958
" Pacific "	3	120
Other Foreign Countries	100	23	10	239	302	2,300	2,310	575	4,350	5,135
TOTAL FOREIGN COUNTRIES	42,136	48,236	33,985	35,951	65,358	16,05,906	15,15,205	7,10,342	7,97,050	13,41,360
<i>Share of Bengal</i>	12	21	8	68	1,740	1,253
<i>" Bombay</i>	19,314	19,794	15,356	17,461	17,873	16,02,672	19,54,523	10,29,848	10,83,673	9,44,998
<i>" Sind</i>	..	2	66
<i>" Madras</i>	39,800	52,267	43,144	46,468	81,023	5,77,009	6,20,041	4,21,953	7,56,341	15,18,310
<i>" Burma</i>	..	37	50	221	562
TOTAL	59,216	72,121	58,558	63,920	98,806	21,79,142	25,76,661	14,53,623	18,40,014	24,04,308
Mineral—										
Dangerous petroleum flashing below 72° F. including petrol, benzine and benzol (II. G)—	Gals.	Gals.	Gals.	Gals.	Gals.					
TOTAL BRITISH EMPIRE	..	256	42	26	74	..	289	57	39	103
TOTAL FOREIGN COUNTRIES	92	46	..	36	4	115	60	..	47	5

GENERAL EXPORTS

(606)

INDIAN MERCHANDISE

No. 11—continued

ARTICLES, AND COUNTRIES OF FINAL DESTINATION; ALSO SHARE OF EACH PROVINCE	QUANTITY					VALUE				
	1930-31	1931-32	1932-33	1933-34	1934-35	1930-31	1931-32	1932-33	1933-34	1934-35
Oils—continued										
<i>Mineral—continued</i>										
Dangerous petroleum flashing below 76° F including petrol, benzine and benzol (II. G)— continued.										
Share of Bengal	38	60
" Bombay	62	89
" Sind	138	..	8	4	..	217	..	16	5
" Burma	92	164	4	54	12	116	132	7	62	13
TOTAL	92	302	42	62	78	116	349	67	77	107
Kerosene (II. G)—										
TOTAL BRITISH EMPIRE	..	280	170	292	64	..	212	126	235	47
TOTAL FOREIGN COUNTRIES	..	128	88	124	4	..	86	78	85	2
Share of Bombay	88	68	78	44	..
" Sind	16	..	4	9	..	2
" Madras	216	..	266	8	..	167	..	209	8
" Burma	192	154	92	56	..	81	117	67	39
TOTAL	408	258	410	68	..	248	204	320	40
Other kinds (II. G)—										
United Kingdom (including Channel Islands)	396	1,471	1,123	4,704	1,096	1,119	4,312	2,790	9,224	2,690
Ceylon (excluding Maldives)	9,832	4	2,634	14,409	7,666	28,198	17	3,088	17,868	10,192
Straits Settlements	61,573	85,650	62,938	54,504	47,233	65,002	83,904	71,124	62,588	55,362
Federated Malay States	330	9,560	14,866	4,400	..	370	10,389	17,491	5,086	..
Other British Possessions	120	232	230	240	1,024	140	576	385	270	926
TOTAL BRITISH EMPIRE	72,301	96,917	81,841	78,257	57,609	89,919	90,197	94,878	95,031	69,170
Iran	16	5,242	15	6,008
Other Foreign Countries	1,357	1,701	1,003	293	627	2,094	1,358	2,740	3,320	380
TOTAL FOREIGN COUNTRIES	1,373	1,701	1,003	293	5,869	3,009	1,358	2,740	3,320	7,295
Share of Bengal	1,328	1,844	1,092	1,043	1,406	5,298	5,536	6,851	5,530	2,046
" Bombay	78	48	5,601	150	48	7,604
" Sind	6	360	510	10	186	1,733	..
" Madras	6	184	3,358	126	..	27	240	5,332	388
" Burma	72,273	96,763	81,318	73,538	56,205	87,480	94,932	91,341	85,664	66,427
TOTAL	73,674	98,618	82,844	78,550	63,538	92,928	1,00,555	97,018	98,351	76,165
Petrol shipped in aircrafts for consumption during the out- ward journey (a)†—										
Share of Sind	26,460	59,548
" Burma	14,412	36,896
TOTAL	40,872	96,444
Oil, Fuel shipped for the use of steamers, etc., engaged in the foreign trade (b)†—										
Share of Burma	84
Vegetable, non-essential—										
Caster (II. G)—										
United Kingdom (including Channel Islands)	309,174	685,376	706,076	752,876	612,361	6,30,687	10,93,859	12,17,492	10,17,328	9,38,027
Ceylon (excluding Maldives)	21,550	18,144	23,416	27,222	18,223	40,508	24,290	28,897	25,148	17,015
Straits Settlements	11,155	8,090	8,067	9,864	9,178	22,849	13,400	12,601	10,620	16,864
Union of South Africa	31,050	25,426	26,625	43,265	36,577	51,310	33,625	37,449	47,622	42,246
Mauritius and Dependencies	16,898	19,969	13,865	27,339	22,131	28,761	27,157	17,598	31,395	21,884
Canada— Via Atlantic Coast.	6,085	24,656	53,444	20,853	..	10,700	43,770	83,912	23,305

* Petrol shipped in aircrafts, is not exports in the ordinary acceptation of the term and the value thereof is, accordingly, not included in these accounts.
(a) Separately recorded from 1933-34.
(b) Oil, fuel, shipped for the use of steamers, etc., is not exports in the ordinary acceptation of the term and the value thereof is, accordingly, not included in these accounts.
† Separately recorded from 1931-32.

No. 11—continued

ARTICLES, AND COUNTRIES OF FINAL DESTINATION; ALSO SHARE OF EACH PROVINCE	QUANTITY					VALUE				
	1930-31	1931-32	1932-33	1933-34	1934-35	1930-31	1931-32	1932-33	1933-34	1934-35
Oils—continued						₹	₹	₹	₹	₹
<i>Vegetable, non-essential— continued</i>	Gals.	Gals.	Gals.	Gals.	Gals.					
<i>Castor (II. G)—continued</i>										
Commonwealth of Australia	13,211	8,855	8,244	10,845	13,085	21,110	10,078	0,088	10,309	13,401
New Zealand	30,038	22,065	34,555	30,000	30,848	52,094	29,471	49,286	34,070	29,316
Other British Possessions	2,046	2,180	1,458	1,668	2,026	3,737	3,171	2,172	2,017	2,640
TOTAL BRITISH EMPIRE	435,107	796,100	807,872	956,313	765,702	8,51,013	12,40,851	14,17,943	12,62,030	11,03,268
Finland	8,400	12,040
Sweden	6,424	2,406	12,420	27,304	..	9,578	4,276	16,857	37,704
Norway	6,536	8,680
Denmark	1,120	12,320	21,856	16,601	21,876	1,974	17,299	30,635	17,880	24,189
Germany	14,081	131,189	158,520	240,452	260,864	31,542	1,77,552	2,28,567	3,60,456	4,00,176
Netherlands	3,600	1,680	6,000	52,840	51,040	9,000	2,400	9,800	76,502	67,887
Belgium	19,475	23,078	15,539	22,572	38,148	47,925	38,762	24,182	37,050	60,530
Italy (including Finme)	11,676	..	19,920	27,312	..	16,490	..	32,550	44,241
Roumania	960	..	3,648	1,400	..	6,000
United States of America— Via Atlantic Coast	6,733	3,600	11,300	5,950	..
Other Foreign Countries	3,190	537	4,642	0,956	2,200	4,530	834	7,413	13,037	3,340
TOTAL FOREIGN COUNTRIES	41,475	185,902	216,740	378,460	447,337	94,980	2,63,004	3,17,568	5,60,321	6,04,797
<i>Share of Bengal</i>	<i>112,377</i>	<i>149,802</i>	<i>145,075</i>	<i>143,203</i>	<i>133,434</i>	<i>1,92,184</i>	<i>1,03,644</i>	<i>2,17,855</i>	<i>1,69,467</i>	<i>1,40,315</i>
“ Bombay	222,202	663,267	696,643	920,669	901,443	5,06,354	10,55,760	11,13,520	14,37,450	14,41,866
“ Sind	137	1,232	9	284	2,035	24	..
“ Madras	141,463	168,386	232,668	255,392	177,954	2,48,455	2,50,167	3,99,096	2,16,220	1,84,900
“ Burma	203	1,194
TOTAL	476,642	982,092	1,124,618	1,334,773	1,213,030	9,45,993	15,09,855	17,35,506	18,23,251	17,68,065
Coconut (II. G)—	Gals.	Gals.	Gals.	Gals.	Gals.					
United Kingdom (including Channel Islands)	13,146	11,467	12,049	12,476	13,691	27,634	18,218	17,897	17,100	14,086
Ceylon (excluding Maldives)	624	911	313	180	..	3,835	5,644	1,745	180	..
Other British Possessions	1,907	1,472	706	1,321	116	5,157	2,601	2,618	2,432	192
TOTAL BRITISH EMPIRE	15,677	13,850	13,068	13,977	13,807	36,626	26,463	21,760	19,802	14,278
Netherlands	20,624	13,414	3,660	3,614	3,376	41,464	20,282	4,775	4,145	6,680
Mascat Territory and Trucial Oman	3,980	1,423	4,015	2,572	4,319	6,861	2,868	7,101	3,504	5,304
Other Native States in Arabia	2,682	2,324	4,222	5,093	3,044	9,413	8,108	9,850	8,826	9,024
United States of America— Via Atlantic Coast	9	2,412	..	2,412	..	56	3,025	..	2,710	..
Other Foreign Countries	7,848	2,251	4,313	3,913	6,481	15,561	3,667	6,966	4,339	6,784
TOTAL FOREIGN COUNTRIES	35,973	22,324	16,210	17,634	23,320	73,360	30,950	23,788	23,584	25,092
<i>Share of Bengal</i>	<i>..</i>	<i>..</i>	<i>179</i>	<i>446</i>	<i>18</i>	<i>..</i>	<i>..</i>	<i>213</i>	<i>516</i>	<i>12</i>
“ Bombay	4,505	3,840	5,963	4,092	5,258	16,041	10,705	14,727	8,931	9,106
“ Sind	3,213	1,504	3,364	3,532	4,443	6,953	2,892	6,102	4,352	5,664
“ Madras	42,710	30,330	19,772	23,491	29,408	86,938	52,315	20,506	29,588	25,288
“ Burma	22	54
TOTAL	60,750	36,174	29,278	31,611	39,127	1,09,986	69,413	50,548	43,386	39,970

GENERAL EXPORTS

(608)

INDIAN MERCHANDISE

No. 11—continued

ARTICLES, AND COUNTRIES OF FINAL DESTINATION; ALSO SHARE OF EACH PROVINCE	QUANTITY					VALUE				
	1930-31	1931-32	1932-33	1933-34	1934-35	1930-31	1931-32	1932-33	1933-34	1934-35
Oils—continued										
<i>Vegetable, non-essential—continued</i>	Gals.	Gals.	Gals.	Gals.	Gals.	R	R	R	R	R
Cotton seed (II. G)—										
United Kingdom (including Channel Islands)	..	24,877	..	353,809	112,387	..	27,983	..	3,57,851	1,19,000
Other British Possessions	45	..	172	553	..	90	..	360	608	..
TOTAL BRITISH EMPIRE	45	24,877	172	354,421	112,387	90	27,983	360	3,58,459	1,19,000
Netherlands	11,200	11,978	..
Egypt	9,956	8,711
Other Foreign Countries	16	3,156	89	26	3,021	78
TOTAL FOREIGN COUNTRIES	16	14,356	10,045	26	14,999	8,789
<i>Share of Bengal</i>	30	40	79	100	..
<i>Bombay</i>	12	24	15	50	..
<i>Burma</i>	61	24,377	130	363,713	122,932	116	27,983	266	3,73,358	1,27,885
TOTAL	61	24,877	172	368,777	122,932	116	27,983	360	3,73,458	1,27,885
Groundnut (II. G)—	Gals.	Gals.	Gals.	Gals.	Gals.					
United Kingdom (including Channel Islands)	9,807	280,112	663,964	507,133	89,412	10,649	3,72,631	10,43,927	6,24,760	92,725
Aden and Dependencies	9,182	7,660	3,713	7,342	10,732	24,517	22,510	10,365	14,710	22,340
Palestine	5,724	1,200	6,682	1,000
Ceylon (excluding Maldives)	18,404	10,129	4,788	16,531	18,695	24,585	9,656	4,321	10,487	11,551
Straits Settlements	1,848	11,967	2,029	43,114	5,952	2,931	22,027	2,578	58,154	7,503
Federated Malay States	32,454	13,520	38,843	15,270
Mauritius and Dependencies	99,431	42,400	63,154	33,714	78,219	1,97,689	88,059	91,081	62,993	1,09,366
Canada— <i>and Atlantic Coast</i>	2,620	6,000
Other British Possessions	1,815	2,332	1,432	1,874	2,046	3,706	4,588	1,137	2,282	2,566
TOTAL BRITISH EMPIRE	140,637	354,600	731,018	647,836	219,776	2,64,077	5,19,471	11,59,909	8,18,901	2,62,321
Germany	3	25,063	53,223	4,080	..	15	35,188	74,950	5,200	..
Netherlands	..	38,820	60,527	6,000	50,901	88,650	7,500	..
Belgium	2,352	18,816	34,122	24	..	2,352	25,650	51,300	20	..
Italy (including Fiume)	14,400	19,900
Syria	544	..	5,256	700	..	5,304
Mascat Territory and <i>Trucial Oman</i>	2,048	3,568	3,870	6,800	1,924	4,602	4,857	4,330	6,334	1,682
Other Native States in <i>Arabia</i>	7,637	7,950	2,544	4,566	1,030	18,790	22,435	6,770	9,770	3,070
Siam	18,388	23,044
Egypt	9,816	36,948	20,592	12,500	39,013	23,069
French Somaliland	12,640	4,962	3,111	1,956	5,310	35,020	12,220	8,350	5,056	9,364
Other Foreign Countries	371	915	125	7,834	5,088	1,131	1,230	310	10,312	7,580
TOTAL FOREIGN COUNTRIES	25,101	100,093	186,270	68,208	55,106	61,970	1,52,481	2,72,404	83,104	70,029
<i>Share of Bengal</i>	1,397	1,210	43	2,133	6,025	3,903	2,699	90	2,365	8,330
<i>Bombay</i>	143,963	442,354	907,685	649,043	241,663	2,98,211	6,68,093	14,31,288	8,28,644	3,02,965
<i>Sind</i>	199	535	..	2,300	131	143	575	..	2,367	172
<i>Madras</i>	20,157	10,466	8,678	22,513	20,435	26,769	10,329	10,375	18,112	13,446
<i>Burma</i>	12	128	832	39,605	6,898	21	266	580	50,617	7,417
TOTAL	166,638	454,693	917,238	716,004	274,882	3,28,047	6,71,962	14,32,313	9,02,005	3,32,350
Mixed (II. G)—	Gals.	Gals.	Gals.	Gals.	Gals.					
Ceylon (excluding Maldives)	1,508	2,458	1,930	5,564	10,243	3,006	4,700	3,273	9,012	16,529
Straits Settlements	28,631	12,823	17,021	19,440	28,405	78,637	22,775	31,707	31,463	44,082
Federated Malay States	941	978	1,772	2,971	2,274	2,694	1,805	3,096	5,066	3,932
Hongkong	660	652	..	9,317	8,342	1,847	1,156	..	19,907	12,423
Union of South Africa	10,615	..	24	99	..	30,373	..	48	110	..
Mauritius and Dependencies	4,216	1,050	500	2,016	4,962	12,300	2,047	862	2,760	7,363

No. 11—continued

ARTICLES, AND COUNTRIES OF FINAL DESTINATION; ALSO SHARE OF EACH PROVINCE	QUANTITY					VALUE				
	1930-31	1931-32	1932-33	1933-34	1934-35	1930-31	1931-32	1932-33	1933-34	1934-35
Oils—continued						R	R	R	R	R
<i>Vegetable, non-essential— continued</i>										
<i>Linseed (II. G.)—continued</i>	Gals.	Gals.	Gals.	Gals.	Gals.					
New Zealand	1,026	5,000
Other British Possessions	1,557	572	640	324	535	4,005	1,800	1,009	600.	1,105
TOTAL BRITISH EMPIRE	48,078	19,433	22,737	39,710	55,780	1,35,202	33,739	39,993	62,936	91,044
Blank	3,250	2,118	3,721	2,892	4,188	10,037	2,037	5,375	4,481	6,600
Philippines	21,170	16,100	16,432	23,800	3,000	44,953	24,029	22,062	41,037	5,200
Other Foreign Countries	4,425	1,263	1,169	700	708	10,157	2,332	2,233	1,320	1,220
TOTAL FOREIGN COUNTRIES	28,845	10,576	21,322	27,392	7,896	65,147	29,047	30,570	47,438	18,020
Share of Bengal	74,002	37,339	42,897	61,912	60,958	1,91,537	61,126	67,948	1,05,921	93,664
" Bombay	2,905	670	1,197	2,100	2,719	8,720	1,710	2,487	4,453	6,389
" Sind	6	10
" Madras	10	..	10	72	..	120
" Burma	5	11
TOTAL	70,923	38,009	44,109	97,102	68,682	2,00,349	62,836	70,566	1,10,374	1,04,064
Mustard or rape (II. G.)—	Gals.	Gals.	Gals.	Gals.	Gals.					
United Kingdom (including Channel Islands)	3,712	4,095	33,695	16,210	16,920	11,988	12,345	53,029	22,955	21,113
Straits Settlements	8,563	6,698	5,988	9,417	6,278	23,842	12,176	12,492	12,459	8,477
Union of South Africa	18,308	15,430	8,515	8,090	11,073	40,054	25,980	16,010	9,189	15,510
Mauritius and Dependencies	111,428	165,284	93,240	161,696	190,101	2,30,525	2,60,306	1,29,057	1,81,054	2,06,459
British West India Islands (excluding Bahamas)	6,120	5,324	3,884	6,075	1,171	15,958	9,973	5,845	7,737	1,936
British Guiana	5,006	4,863	5,113	4,090	6,740	11,840	8,368	8,464	5,234	8,582
Commonwealth of Australia	2,460	509	4,800	..	11,500	6,153	825	11,000	..	16,125
Fiji Islands	43,112	40,436	62,760	50,557	43,618	96,071	84,883	1,00,009	59,637	55,744
Other British Possessions	4,568	4,382	4,427	3,196	3,869	12,237	9,539	7,611	5,028	6,094
TOTAL BRITISH EMPIRE	203,217	247,021	222,612	259,321	291,279	4,48,033	4,24,375	3,42,517	3,03,333	3,39,739
TOTAL FOREIGN COUNTRIES	3,602	3,070	3,676	3,612	3,780	9,937	6,797	6,705	5,258	5,604
Share of Bengal	202,498	247,163	193,328	246,294	278,049	4,43,003	4,25,458	2,98,734	2,59,077	3,23,682
" Bombay	3,370	1,270	3,513	1,326	1,270	8,613	3,943	5,009	2,314	2,276
" Sind	914	624	29,346	14,814	15,740	1,829	1,089	44,379	20,245	19,431
" Burma	37	1,034	125	682
TOTAL	206,819	250,091	226,187	262,938	295,059	4,58,570	4,31,172	3,49,222	3,08,636	3,45,343
Sesamum (oil or [oil]) (II. G.)—	Gals.	Gals.	Gals.	Gals.	Gals.					
United Kingdom (including Channel Islands)	13	43	18	..	8,580	24	81	60	..	9,224
Aden and Dependencies	36,922	25,742	9,858	22,861	45,656	1,18,462	90,487	27,785	46,167	74,460
Ceylon (excluding Maldives)	8,069	5,011	3,080	10,005	5,227	19,736	9,781	6,565	8,982	8,751
Kenya Colony	419	410	7,148	441	906	1,810	1,315	12,251	1,174	1,472
Mauritius and Dependencies	21,770	14,900	5,022	12,828	17,311	56,031	33,105	8,365	21,465	28,872
Other British Possessions	2,703	2,641	2,325	2,090	4,824	7,151	6,090	5,509	3,723	7,983
TOTAL BRITISH EMPIRE	69,956	49,007	27,231	48,215	82,504	2,03,214	1,42,759	60,535	81,451	1,30,772

GENERAL EXPORTS

(610)

INDIAN MERCHANDISE

No. 11—continued

ARTICLES, AND COUNTRIES OF FINAL DESTINATION; ALSO SHARE OF EACH PROVINCE	QUANTITY					VALUE				
	1930-31	1931-32	1932-33	1933-34	1934-35	1930-31	1931-32	1932-33	1933-34	1934-35
						R	R	R	R	R
Oils—continued										
<i>Vegetable, non-essential—continued</i>										
Sesamum (oil or jinjili) (H. G.)—continued	Gals.	Gals.	Gals.	Gals.	Gals.					
Muscat Territory and Trucial Oman	40,212	20,854	33,073	44,710	20,906	1,05,440	84,758	53,041	65,466	39,760
Other Native States in Arabia	10,521	24,527	11,034	7,947	9,979	21,620	50,610	21,929	13,801	15,408
Somaliand (French)	4,110	180	..	1,020	1,156	10,585	300	..	2,986	1,842
Other Foreign Countries	1,818	1,074	2,817	1,603	2,775	8,695	1,897	5,094	2,888	4,197
TOTAL FOREIGN COUNTRIES	65,661	46,635	47,824	55,836	43,816	1,41,349	87,563	80,064	85,135	61,207
<i>Share of Bengal</i>	<i>484</i>	<i>478</i>	<i>309</i>	<i>151</i>	<i>171</i>	<i>1,435</i>	<i>627</i>	<i>720</i>	<i>286</i>	<i>296</i>
" Bombay	91,235	60,788	55,947	96,561	98,323	2,53,486	1,60,864	1,10,031	1,19,361	1,48,055
" Sind	35,498	29,347	15,861	26,902	22,618	69,526	58,554	24,608	37,483	31,221
" Madras	7,998	5,031	2,934	10,057	4,987	19,456	10,267	6,134	8,556	8,588
" Burma	408	..	4	400	216	660	..	6	509	249
TOTAL	185,617	95,642	75,055	104,101	126,320	3,44,563	2,30,322	1,41,499	1,60,686	1,91,079
Other sorts (H. G.)—	Gals.	Gals.	Gals.	Gals.	Gals.					
United Kingdom (including Channel Islands)	1,312	1,468	1,250	2,089	4,305	10,163	9,496	8,030	8,951	16,813
Ceylon (excluding Maldives)	10,158	11,217	11,369	10,713	10,223	17,974	12,611	12,982	9,301	7,921
Straits Settlements	4,140	2,596	2,623	4,028	3,183	9,658	6,218	5,740	8,562	5,964
Other British Possessions	1,180	1,280	1,466	1,407	541	4,490	3,909	3,583	7,079	2,578
TOTAL BRITISH EMPIRE	16,790	16,561	16,737	18,837	18,257	42,235	32,234	30,353	33,893	32,276
Germany	154	206	721	..	4,121	629	1,425	2,001	..	9,650
Philippines	840	840	840	1,400	5,548	4,480
United States of America— Via Atlantic Coast	9,208	354	9,469	3,137	14,047	16,498	2,070	10,683	7,538	31,066
" Pacific "	240	1,142
Other Foreign Countries	193	534	570	7,341	1,191	2,849	1,920	2,901	12,074	5,950
TOTAL FOREIGN COUNTRIES	10,455	1,934	11,009	10,478	20,199	21,376	10,963	16,817	20,212	51,152
<i>Share of Bengal</i>	<i>2,067</i>	<i>1,668</i>	<i>1,197</i>	<i>1,337</i>	<i>6,924</i>	<i>17,777</i>	<i>12,676</i>	<i>8,321</i>	<i>10,520</i>	<i>26,433</i>
" Bombay	444	203	472	552	744	310	615	1,132	784	1,120
" Sind	25	25	80	40
" Madras	24,712	16,709	26,043	27,376	31,788	44,779	29,926	37,677	42,801	55,875
" Burma	22	295
TOTAL	27,245	18,495	27,737	29,315	38,456	63,661	43,107	47,170	54,105	83,428
Total Vegetable, non-essential—	Gals.	Gals.	Gals.	Gals.	Gals.					
United Kingdom (including Channel Islands)	837,164	1,007,892	1,477,961	1,644,721	860,176	6,91,090	15,36,578	23,39,041	20,49,101	12,10,084
Palestine	5,975	1,368	6,920	1,256
Aden and Dependencies	46,721	33,746	13,346	30,271	56,504	1,45,633	1,14,472	38,930	61,037	97,064
Ceylon (excluding Maldives)	61,729	45,393	45,988	71,302	63,555	1,18,488	67,897	60,134	64,777	63,012
Straits Settlements	56,005	44,127	37,603	87,606	54,181	1,42,415	81,087	67,584	1,23,689	79,078
Federated Malay States	3,837	4,414	4,542	37,107	18,076	9,515	6,888	6,940	46,367	22,051
Hongkong	1,526	1,703	1,029	10,095	9,801	4,229	3,663	2,014	15,141	13,062
Union of South Africa	60,832	42,218	36,576	52,976	48,118	1,25,036	62,888	58,544	61,791	59,029
Kenya Colony	2,007	1,801	8,192	1,188	2,590	4,454	4,367	14,563	2,303	4,445
Mauritius and Dependencies	253,788	244,050	165,841	237,746	312,724	5,25,806	4,15,093	2,47,056	3,01,072	3,73,444
Canada— Via Atlantic Coast	6	6,086	27,176	53,534	20,353	20	10,700	49,700	55,032	28,305
" Pacific "	15
British West India Islands (excluding Bahamas)	6,336	5,324	4,100	6,201	1,195	16,215	9,973	6,211	8,064	1,680
British Guiana	5,006	4,863	5,113	4,090	6,749	11,840	3,368	8,464	5,284	8,582

No. 11—continued

ARTICLES, AND COUNTRIES OF FINAL DESTINATION; ALSO SHARE OF EACH PROVINCE	QUANTITY					VALUE				
	1930-31	1931-32	1932-33	1933-34	1934-35	1930-31	1931-32	1932-33	1933-34	1934-35
Oils—continued										
<i>Total Vegetable, non-essential—continued</i>	Gals.	Gals.	Gals.	Gals.	Gals.					
Commonwealth of Australia	15,700	9,445	13,169	10,018	25,485	27,422	12,245	20,868	10,719	29,586
New Zealand	30,090	22,085	34,555	30,024	31,873	52,104	20,501	48,288	34,100	34,918
Fiji Islands	45,070	41,248	64,148	51,420	44,802	1,02,852	85,542	1,02,639	60,740	57,501
Other British Possessions	3,050	3,145	3,058	3,202	4,948	5,221	5,678	5,442	5,082	8,795
TOTAL BRITISH EMPIRE	929,487	1,520,539	1,911,397	2,338,680	1,561,998	10,81,140	24,53,925	30,72,372	29,41,710	20,92,794
Finland	8,400	12,040
Sweden	1,220	5,424	2,498	13,164	27,544	2,731	9,578	4,276	17,725	38,004
Norway	6,530	8,680
Denmark	1,120	12,320	21,856	16,691	21,876	1,974	17,299	30,635	17,890	24,139
Germany	15,492	150,493	212,905	248,333	264,997	34,282	2,14,230	3,08,405	3,70,087	4,09,844
Netherlands	24,224	53,998	70,271	73,693	59,416	50,464	74,423	1,03,925	1,00,215	74,567
Belgium	24,048	43,272	50,417	26,503	41,736	54,147	60,372	77,112	41,690	64,091
Italy (including Trieste)	..	11,070	..	19,920	43,020	..	16,499	..	32,550	65,743
Roumania	960	..	3,648	1,400	..	6,060
Syria	544	..	5,256	700	..	5,364
Market Territory and Trucial Oman	55,746	26,481	42,297	54,834	38,018	1,18,035	43,614	66,650	76,306	48,570
Other Native States in Arabia	20,852	35,520	18,038	17,993	15,553	49,857	81,995	39,215	32,305	25,402
Iraq	3,838	1,732	1,963	3,200	4,101	8,322	2,823	4,540	4,256	5,175
Iran	2,931	121	2,465	1,513	2,037	7,645	173	3,906	1,942	3,052
Siam	4,736	4,054	24,178	5,031	6,340	13,863	7,093	32,477	7,873	10,040
Philippines	22,010	17,030	16,444	23,824	3,840	46,353	20,576	23,002	41,663	9,680
Egypt	2,056	318	10,138	39,800	30,792	4,173	832	13,125	41,346	32,238
Portuguese East Africa	2,483	531	3,076	2,216	298	5,818	1,058	4,980	2,451	880
Italian East Africa (Somaliland and Eritrea)	504	86	197	2,181	3,240	1,340	190	425	5,200	5,209
French Somaliland	16,750	5,142	4,732	3,600	6,472	45,605	12,520	11,730	8,081	11,206
United States of America—Via Atlantic Coast	9,331	2,760	16,202	9,149	14,130	10,722	7,095	21,988	16,204	31,144
" Pacific	259	1,158
Other Foreign Countries	2,889	2,520	3,439	14,471	3,577	6,814	4,440	7,167	21,027	9,162
TOTAL FOREIGN COUNTRIES	210,228	379,534	503,047	570,026	311,409	4,68,145	5,59,805	7,54,811	8,40,091	9,00,290
Share of Bengal	392,735	437,550	333,058	464,227	484,579	8,53,859	7,96,130	5,93,960	5,75,251	5,97,632
" Bombay	459,624	1,172,390	1,070,432	1,654,326	1,251,430	10,89,235	13,91,716	20,71,809	24,02,017	19,11,216
" Sind	39,824	32,172	49,833	48,107	42,822	78,451	63,475	77,674	64,371	59,443
" Madras	237,050	331,922	340,105	339,328	264,572	4,36,469	3,53,494	4,32,908	3,15,737	3,38,037
" Burma	582	26,039	1,016	408,718	129,834	1,271	28,931	832	4,24,425	1,36,756
TOTAL	1,139,695	1,900,073	2,444,444	2,914,708	2,178,497	24,49,285	30,48,780	38,27,163	37,81,801	29,93,084
Total Oils—	Gals.	Gals.	Gals.	Gals.	Gals.					
United Kingdom (including Channel Islands)	344,109	1,026,394	1,438,010	1,660,565	883,548	9,46,551	23,90,050	28,40,380	20,00,783	20,34,973
Palestine	5,075	1,368	..	660	100	6,920	1,255
Aden and Dependencies	46,740	34,089	13,346	30,293	56,657	1,45,933	1,24,272	89,030	61,337	93,104
Ceylon (excluding Maldives)	74,107	49,681	51,070	86,471	72,595	1,65,387	80,493	96,433	90,068	89,819
Straits Settlements	117,635	129,789	100,661	142,205	101,785	2,07,300	1,65,051	1,42,818	1,88,361	1,68,802
Federated Malay States	4,167	13,974	19,409	41,597	18,076	9,885	17,272	24,437	51,453	22,051
Hongkong	1,898	2,902	1,333	10,511	9,384	9,220	21,473	9,514	21,391	16,202

GENERAL EXPORTS

(612)

INDIAN MERCHANDISE

No. 11—continued

ARTICLES, AND COUNTRIES OF FINAL DESTINATION; ALSO SHARE OF EACH PROVINCE	QUANTITY					VALUE				
	1930-31	1931-32	1932-33	1933-34	1934-35	1930-31	1931-32	1932-33	1933-34	1934-35
						R	R	R	R	R
Oils—concluded										
<i>Total Oils—continued</i>	<i>Gals.</i>	<i>Gals.</i>	<i>Gals.</i>	<i>Gals.</i>	<i>Gals.</i>					
Union of South Africa	61,056	42,168	35,579	53,000	48,127	1,28,933	62,888	53,644	62,041	59,149
Kenya Colony	2,028	1,849	8,416	1,278	2,596	6,754	6,207	10,808	4,354	4,585
Anglo-Egyptian Sudan	8,782	5,457	6,264	6,988	7,663	2,78,185	1,58,735	1,00,444	1,61,406	2,03,710
Mauritius and Dependencies	253,788	244,050	165,341	237,746	574,169	6,25,806	4,15,093	2,47,056	3,01,072	3,73,594
Canada—										
Via Atlantic Coast	290	6,285	27,176	53,084	23,102	3,220	12,475	49,760	80,657	69,724
" Pacific "	15
British West India Islands (excluding Bahamas)	6,336	5,824	4,100	6,291	1,195	19,215	9,973	6,211	8,054	1,630
British Guiana	5,008	4,863	5,117	4,090	0,749	11,840	8,368	8,540	6,284	8,532
Commonwealth of Australia	15,725	9,470	13,219	10,043	25,502	31,002	16,098	21,083	14,053	31,546
New Zealand	30,090	22,035	34,555	30,024	31,973	52,104	29,501	43,280	34,100	34,916
Fiji Islands	45,670	41,248	64,148	51,426	44,302	1,02,652	85,542	1,02,639	60,740	57,501
Other British Possessions	2,322	3,571	3,084	0,438	8,450	5,024	6,285	5,312	8,121	11,202
TOTAL BRITISH EMPIRE	1,019,689	1,642,389	2,048,157	2,451,225	1,655,206	26,46,525	36,16,366	39,01,944	40,70,635	32,86,920
Finland	8,400	12,040
Sweden	1,220	5,424	2,406	13,164	27,789	2,731	9,575	4,276	17,725	41,890
Norway	0,536	8,680
Denmark	1,120	12,320	21,856	16,001	21,876	1,074	17,299	30,635	17,830	24,139
Germany	22,145	163,203	217,090	252,717	271,674	2,09,210	3,86,642	3,72,891	4,58,316	5,33,567
Netherlands	25,078	57,554	72,938	74,370	62,421	67,514	1,14,651	1,32,120	1,12,498	1,22,989
Belgium	24,580	43,320	50,997	26,566	41,988	61,447	68,172	82,912	42,292	68,006
France	17,402	13,902	3,080	5,475	11,128	8,68,918	5,12,568	41,106	94,818	1,86,891
Spain	272	..	582	2,576	..	10,373
Italy (including Fiume)	842	13,394	1,830	21,640	46,227	14,781	33,721	20,202	68,738	1,18,138
Roumania	960	..	3,648	1,400	..	6,060
Syria	544	..	5,256	700	..	5,304
Mascat Territory and Tru- cial Oman	55,845	26,461	42,297	54,846	38,024	1,18,455	43,614	66,650	76,324	48,600
Other Native States in Arabia	20,880	35,520	18,088	17,903	15,553	50,267	81,995	39,215	32,805	25,402
Iraq	3,888	1,732	1,963	3,200	4,166	8,322	2,823	4,540	4,256	5,225
Iran	3,039	121	2,556	1,731	7,879	7,775	173	4,009	2,094	9,058
Siam	5,868	5,222	24,590	5,031	6,354	14,547	21,670	32,729	7,673	11,390
Philippines	22,010	17,030	16,444	23,324	3,840	46,358	29,576	23,002	41,663	9,680
China (exclusive of Hong- kong and Macao)	1,066	1,548	671	447	431	2,891	13,951	7,765	13,022	30,252
Japan	2,945	7,090	4,341	3,137	5,286	3,13,322	5,63,358	8,62,077	2,50,794	3,18,417
Egypt	2,842	453	10,385	40,316	31,124	10,923	4,607	21,280	59,572	43,733
Portuguese East Africa	3,527	584	3,098	2,238	203	6,618	1,203	5,830	2,871	890
Italian East Africa (Somali- land and Eritrea)	545	86	204	2,270	3,264	2,190	190	805	7,920	5,658
French Somaliland	16,750	5,150	4,741	3,904	6,472	45,605	12,960	11,810	8,301	11,206
United States of America—										
Via Atlantic Coast	22,062	18,572	33,642	29,468	49,204	2,18,094	1,79,449	2,01,570	3,20,535	5,79,181
" Pacific "	3	..	264	120	..	1,164
Other Foreign Countries	764	939	2,776	13,817	3,301	5,453	3,237	5,668	23,215	9,223
TOTAL FOREIGN COUNTRIES	253,866	429,645	538,123	612,454	682,734	20,77,225	21,06,407	14,76,971	16,59,162	22,48,952
States of Bengal	394,073	439,415	384,196	463,276	435,935	8,59,225	7,13,456	6,01,126	5,80,331	5,99,878
" Bombay	438,958	1,192,232	1,685,876	1,671,935	1,276,131	36,91,682	33,46,423	37,01,736	34,35,847	28,41,937
" Sind	39,561	32,317	50,137	48,619	42,940	78,501	64,073	77,869	66,157	59,450
" Madras	377,736	334,875	333,567	395,368	348,577	10,05,476	9,74,315	9,05,326	10,30,794	13,08,531
" Burma	72,927	123,195	82,504	432,452	186,257	88,866	1,24,066	92,859	5,10,213	2,03,336
TOTAL	1,278,555	2,072,034	2,586,280	3,063,679	2,338,940	47,23,750	57,22,833	53,78,915	57,28,847	65,35,881

No. 11—continued

ARTICLES, AND COUNTRIES OF FINAL DESTINATION; ALSO SHARE OF EACH PROVINCE	QUANTITY					VALUE				
	1930-31	1931-32	1932-33	1933-34	1934-35	1930-31	1931-32	1932-33	1933-34	1934-35
Oilcakes—										
Ooster cake (II. H)—	Tons	Tons	Tons	Tons	Tons	R	R	R	R	R
Ceylon	861	1,812	785	2,434	3,043	49,068	91,140	46,170	1,14,183	1,25,980
Other British Possessions	1	50	72	3,068
TOTAL BRITISH EMPIRE	861	1,813	835	2,434	3,043	49,068	91,212	49,238	1,14,183	1,25,980
Share of Bengal	813	610	500	376	416	45,268	33,935	22,062	6,500	10,740
.. Bombay	941	335	2,089	1,363	..	41,092	27,176	1,05,694	63,717
.. Madras	48	262	..	70	1,165	3,800	16,185	1	2,089	51,523
TOTAL	861	1,813	835	2,434	3,043	49,068	91,212	49,238	1,14,183	1,25,980
Coconut cake (Punac) (II. H)—	Tons	Tons	Tons	Tons	Tons					
United Kingdom (including Channel Islands)	675	..	102	37,125	..	3,000
Other British Possessions	31	..	14	30	..	25	1,805	18	468
TOTAL BRITISH EMPIRE	..	31	675	14	132	..	25	1,805	37,143	468
Germany	984	655	95,466	36,904
Belgium	2,890	2,256	2,120	2,951	3,325	2,19,566	1,51,478	1,40,375	1,00,477	2,16,991
Other Foreign Countries	48	2,902	8
TOTAL FOREIGN COUNTRIES	3,874	2,958	2,120	2,951	3,325	3,15,032	1,91,284	1,40,375	1,00,477	2,16,999
Share of Bengal	19	..	102	950	..	3,060
.. Bombay	177	188	..	40	625	17,670	10,899	..	3,513	36,475
.. Sind	2,713	2,172	2,101	2,911	2,800	2,01,896	1,46,488	1,39,425	1,86,966	1,80,624
.. Madras	984	229	..	14	30	95,491	13,704	18	458	600
.. Burma	400	675	22,000	37,125
TOTAL	3,874	2,989	2,795	2,965	3,457	3,15,057	1,93,089	1,77,518	1,90,985	2,20,659
Cotton cake (II. H)—	Tons	Tons	Tons	Tons	Tons					
United Kingdom (including Channel Islands)	1,110	668	4,896	6,325	5,054	60,381	36,756	2,42,558	3,47,397	2,59,921
Ceylon	6	3	850	320
TOTAL BRITISH EMPIRE	1,125	671	4,896	6,325	5,054	61,231	37,076	2,42,558	3,47,397	2,59,921
Denmark	3,800	1,000	3,37,500	65,000
Germany	2,835	500	500	1,93,769	27,500	22,246
Japan	300	16,500
Other Foreign Countries	95	..	51	4,785	..	3,480	..
TOTAL FOREIGN COUNTRIES	6,635	1,895	..	51	500	5,31,269	1,03,765	..	3,480	22,246
Share of Bombay	311	28	42,860	5,085
.. Sind	51	3,480	..
.. Burma	7,449	2,468	4,896	6,325	5,554	5,79,640	1,35,758	2,48,513	3,47,397	2,82,167
TOTAL	7,760	2,566	4,896	6,376	5,554	6,22,500	1,40,341	2,42,558	3,50,877	2,82,167

GENERAL EXPORTS

INDIAN MERCHANDISE

(614)

No. 11—continued

ARTICLES, AND COUNTRIES OF FINAL DESTINATION; ALSO SHARE OF EACH PROVINCE	QUANTITY					VALUE				
	1930-31	1931-32	1932-33	1933-34	1934-35	1930-31	1931-32	1932-33	1933-34	1934-35
	Tons	Tons	Tons	Tons	Tons	R	R	R	R	R
Oleaginous—continued										
<i>Groundnut cake (II. H)—</i>										
United Kingdom (including Channel Islands)	93,905	68,778	43,200	110,071	171,383	60,00,004	44,08,011	27,04,001	55,63,523	90,16,070
Adon and Dependencies	221	11,325
Ceylon (excluding Maldives)	21,613	20,340	8,190	9,020	8,730	10,94,571	14,09,570	6,50,074	5,83,323	5,93,786
Straits Settlements	1,484	1,126	674	517	459	82,596	72,264	43,303	25,774	20,233
Commonwealth of Australia	100	8,184
Fiji Islands	1842	18,450
Other British Possessions	19	7	..	1,312	550	..
TOTAL BRITISH EMPIRE	117,395	90,244	52,064	120,615	1,30,802	87,14,117	59,45,745	34,88,308	61,73,170	96,48,314
Sweden	1,388	1,894	1,000	2,661	2,338	1,38,043	94,838	1,10,725	1,37,634	1,16,123
Norway	525	924	32,702	42,501
Denmark	250	..	1,119	98	..	11,250	..	66,692	4,752
Germany	35,865	51,809	56,303	25,404	32,446	26,88,751	34,62,021	45,46,612	15,06,636	19,90,090
Netherlands	18,146	20,855	26,269	27,498	11,292	18,73,625	18,96,440	15,33,667	19,90,172	6,33,692
Belgium	7,637	12,117	12,261	10,003	21,401	6,67,301	8,68,211	8,99,102	8,05,408	13,76,893
Italy (including Fiume)	561	95	278	45,708	5,141	17,496
Sumatra	677	100	53,484	5,803
Java	82	323	7,650	13,308
Egypt	6,887	2,33,314
United States of America—										
Via Atlantic Coast	60	..	25	5,455	5	3,400	..	1,375	2,20,666
" Pacific "	1,000	38,356	..
Other Foreign Countries	30	20	29	10	49	1,510	1,481	2,017	372	2,470
TOTAL FOREIGN COUNTRIES	64,376	93,513	106,762	70,843	80,368	51,41,675	63,02,255	74,92,123	45,85,550	47,57,106
Share of Bengal	5,357	4,162	148	1,196	7,395	6,37,692	2,42,123	5,374	46,617	2,90,307
" Bombay	115,359	115,603	93,976	114,298	1,49,563	1,01,66,398	84,87,850	68,38,139	70,81,568	83,45,764
" Sind	25	24	938	889
" Madras	9,287	24,590	25,595	30,756	49,512	4,89,586	16,24,364	19,34,391	16,73,156	30,36,696
" Burma	48,743	39,473	39,108	43,505	55,200	28,70,678	19,52,769	21,99,617	19,50,779	27,33,664
TOTAL	131,771	183,757	158,826	189,735	261,670	1,41,55,792	1,23,08,000	1,09,80,521	1,07,58,720	1,44,05,420
<i>Unseed cake (II. H)—</i>										
United Kingdom (including Channel Islands)	17,611	33,567	55,010	39,321	33,627	20,61,431	27,70,934	40,62,980	25,88,671	23,05,322
Hongkong	80	6,800	..
Other British Possessions	63	28	41	44	46	5,658	3,347	3,973	2,356	4,196
TOTAL BRITISH EMPIRE	17,674	33,595	55,051	39,445	33,673	20,70,099	27,74,281	40,66,953	25,98,031	23,09,518
Sweden	518	17,041
Germany	478	2,745	2,105	993	200	40,416	2,23,524	1,46,067	67,354	13,277
Netherlands	4,161	7,503	11,455	6,060	2,205	3,89,187	5,55,945	7,64,682	3,91,935	1,00,477
Belgium	1,443	2,789	11,437	4,105	3,610	1,48,215	2,03,315	7,88,679	3,42,168	2,67,182
France	363	..	646	241	..	25,025	..	45,757	16,307	..
Spain	39	..	240	3,948	..	12,000
Iraq	305	20,811
Egypt	299	20,984
United States of America—										
Via Atlantic Coast	6
" Pacific "	501	31,639
TOTAL FOREIGN COUNTRIES	6,385	12,087	26,696	11,899	6,860	6,02,849	9,82,784	17,95,712	8,19,759	4,94,631

No. 11—continued

ARTICLES, AND COUNTRIES OF FINAL DESTINATION; ALSO SHARE OF EACH PROVINCE	QUANTITY					VALUE				
	1930-31	1931-32	1932-33	1933-34	1934-35	1930-31	1931-32	1932-33	1933-34	1934-35
Oilseeds—continued										
<i>Linseed cake (II. H)—contd.</i>	Tons	Tons	Tons	Tons	Tons	₹	₹	₹	₹	₹
Share of Bengal	10,390	23,405	44,694	25,413	23,216	13,26,898	19,53,073	32,32,818	16,28,735	15,58,884
„ Bombay	13,569	23,177	37,044	24,080	13,787	13,46,040	18,03,092	26,32,348	16,94,455	10,04,274
„ Sind	9	500
„ Madras	1,351	8,529	91,600	2,40,991
TOTAL	24,059	46,582	81,747	50,844	40,532	26,72,938	37,57,065	58,65,666	34,14,790	28,04,140
Rape and sesamum cake (II. H)—										
United Kingdom (including Channel Islands)	339	..	1,447	1,474	514	28,976	..	77,013	97,013	20,623
Ceylon (excluding Maldives)	14,835	11,930	12,447	10,775	13,488	15,31,775	10,38,686	9,60,770	8,01,319	11,94,781
Other British Possessions	2	253	11	10	..	172	1,808	400	60
TOTAL BRITISH EMPIRE	15,174	11,941	14,147	12,260	14,012	15,60,751	10,38,858	10,45,621	8,09,632	12,05,414
Germany	14	200	574	5,460
Netherlands	1,463	76,568
Belgium	104	14	8,538	1,100
France	762	94	50,353	10,350
Spain	103	5,150
Java	200	14,422
Japan	14,713	37,095	10,554	20,781	17,416	10,84,028	23,43,898	10,78,916	6,76,866	5,67,793
Other Foreign Countries	100	5,000	..
TOTAL FOREIGN COUNTRIES	15,579	38,803	21,017	20,895	17,919	11,42,917	23,69,765	11,55,484	6,82,442	5,78,399
Share of Bengal	14,864	38,314	19,352	20,943	18,114	10,97,422	23,68,663	10,83,905	6,85,652	5,94,324
„ Bombay	1,175	192	108	108	..	85,984	13,215	7,094	1,866	..
„ Sind	9	1	38	..	1	667	70	1,902	..	58
„ Madras	14,715	11,806	12,402	11,843	13,495	15,19,689	10,26,673	9,63,589	8,79,911	11,84,598
„ Burma	1	2,764	261	121	..	102	1,44,616	12,215	4,833
TOTAL	30,753	50,244	35,164	33,155	31,731	27,03,668	34,08,623	22,01,105	15,82,074	17,83,813
Others (II. H)—										
United Kingdom (including Channel Islands)	929	620	629	248	230	63,597	39,390	26,007	10,852	8,023
Ceylon (excluding Maldives)	1,389	840	392	178	434	78,690	20,122	10,818	10,004	29,265
Straits Settlements	677	551	631	535	617	52,496	36,508	42,679	21,297	28,627
Federated Malay States	159	259	203	208	232	11,592	17,080	15,091	7,605	8,475
Other British Possessions	5	..
TOTAL BRITISH EMPIRE	3,154	1,770	1,855	1,169	1,513	2,06,375	1,14,000	1,03,395	40,168	70,200
Germany	1,124	686	510	90	..	63,113	35,839	24,866	8,954	..
France	107	20	7,610	672
Japan	60	227	..	2,780	7,423	..
Egypt	197	7,523
United States of America—										
Via Atlantic Coast	50	90	13	4,774	5,860	364
Other Foreign Countries	26	107	78	1,350	5,684	5,896	..	14
Total 'For Orders' Cargoes (a)	—	—	—	—	120	—	—	—	—	5,406
TOTAL FOREIGN COUNTRIES	1,357	1,080	588	317	163	79,777	54,911	30,612	11,378	6,450

(a) Specified separately from 1934-35 and subject to subsequent adjustment.

GENERAL EXPORTS

(616)

INDIAN MERCHANDISE

No. 11—continued

ARTICLES, AND COUNTRIES OF FINAL DESTINATION; ALSO SHARE OF EACH PROVINCE	QUANTITY					VALUE				
	1930-31	1931-32	1932-33	1933-34	1934-35	1930-31	1931-32	1932-33	1933-34	1934-35
Oilseeds—concluded										
<i>Others (II. H)—contd.</i>	Tons	Tons	Tons	Tons	Tons	₹	₹	₹	₹	₹
Share of Bengal . . .	2,140	1,313	1,075	1,163	969	1,31,706	79,128	61,845	46,624	36,664
" Bombay . . .	1,872	1,192	1,120	90	381	1,19,528	73,955	66,916	3,955	15,176
" Madras . . .	921	36	16	—	312	22,815	1,292	589	135	24,625
" Burma . . .	208	209	232	233	4	12,104	14,566	14,717	9,327	275
TOTAL	4,511	2,800	2,443	1,486	1,666	2,86,152	1,68,911	1,34,067	60,541	76,740
Total Oilseeds—	Tons	Tons	Tons	Tons	Tons					
United Kingdom (including Channel Islands) . . .	113,993	103,633	105,907	157,439	2,10,910	91,56,389	72,50,091	72,43,742	80,08,080	1,10,14,819
Aden and Dependencies	221	11,325
Ceylon (excluding Maldives) . . .	38,753	34,476	21,828	23,365	25,772	38,58,101	26,23,306	10,85,840	15,10,078	10,27,318
Straits Settlements . . .	2,175	1,694	1,578	1,073	1,094	1,37,628	1,10,460	30,135	48,130	50,600
Federated Malay States . . .	178	261	210	208	232	12,904	18,145	15,571	7,505	8,475
Hongkong	80	6,800	..
Commonwealth of Australia . . .	100	8,184
Fiji Islands . . .	184	18,450
Other British Possessions	1	..	7	75	18	555	..
TOTAL BRITISH EMPIRE	155,883	140,085	129,523	182,162	238,229	1,20,91,656	1,00,02,977	90,32,306	1,01,82,084	1,36,23,097
U. S. S. E.—										
Northern
Sweden . . .	1,388	1,804	2,418	2,061	2,398	1,38,643	94,838	1,28,606	1,37,034	1,10,128
Finland	7..
Norway	525	624	28,455	42,591
Denmark . . .	3,800	1,250	..	1,110	98	3,37,500	66,250	..	70,990	4,752
Germany . . .	41,286	50,435	68,918	26,501	33,346	30,81,515	37,85,791	47,17,546	15,78,521	20,40,078
Netherlands . . .	22,332	34,512	39,231	33,410	13,497	22,24,052	24,60,592	27,78,347	24,29,500	8,54,169
Belgium . . .	12,074	17,160	25,318	17,993	28,336	10,43,620	12,26,301	16,28,716	12,85,189	18,61,021
France . . .	1,172	94	646	397	60	83,188	10,350	46,757	24,253	3,142
Spain	80	..	343	3,048	..	17,150
Italy (including Fiume) . . .	551	95	278	46,706	6,141	17,496
Iraq	305	20,811
Sumatra . . .	678	152	33	58,564	8,740	2,226	..	14
Java . . .	82	528	7,670	33,230
Japan . . .	14,768	38,295	19,554	21,008	17,416	10,86,758	23,60,893	10,78,916	6,84,291	5,67,793
Egypt	197	..	100	7,186	..	7,528	..	5,000	3,04,248
United States of America—										
<i>Vid Atlantic Coast</i> . . .	50	140	..	25	5,498	4,785	9,260	..	1,375	2,21,080
" Pacific "	501	1,000	31,639	38,356	..
Other Foreign Countries . . .	30	20	80	10	..	1,508	1,491	2,167	372	8
Total 'For Orders' Cargoes (a) . . .	—	—	—	—	120	—	—	—	—	5,400
TOTAL FOREIGN COUNTRIES	98,206	150,686	157,183	105,853	109,424	81,13,519	1,00,64,764	1,06,17,367	62,90,080	60,75,831
Share of Bengal . . .	36,584	67,804	66,288	48,990	50,311	32,33,991	46,76,327	44,09,954	24,16,728	24,03,979
" Bombay . . .	132,663	141,221	132,682	140,756	166,619	1,17,68,950	1,04,36,116	95,61,672	88,97,430	94,65,396
" Sind . . .	2,747	2,157	2,148	2,911	2,301	2,03,401	1,47,445	1,41,527	1,16,565	1,50,582
" Madras . . .	25,325	36,923	33,013	44,034	68,043	31,31,321	26,82,158	28,98,553	26,52,379	46,33,032
" Burma . . .	56,100	42,606	47,675	50,324	60,679	34,62,422	21,25,193	26,38,632	23,19,618	30,20,939
TOTAL	258,589	290,751	286,706	287,015	347,653	2,08,05,175	2,00,07,741	1,96,56,673	1,64,72,120	1,96,98,928
Opium (III. C)—	Chests=	Chests=	Chests=	Chests=	Chests=					
	Cwts.	Cwts.	Cwts.	Cwts.	Cwts.					
British Borneo . . .	43=54	1,72,000
Other British Possessions = 3	3,300	1,125	1,200	940	1,850
TOTAL BRITISH EMPIRE	43=57	1,75,300	1,125	1,200	940	1,300

(a) Specified separately from 1934-35 and subject to subsequent adjustment.

No. 11—continued

ARTICLES, AND COUNTRIES OF FINAL DESTINATION; ALSO SHARE OF EACH PROVINCE	QUANTITY					VALUE				
	1930-31	1931-32	1932-33	1933-34	1934-35	1930-31	1931-32	1932-33	1933-34	1934-35
Opium (III. C)—continued	Chests=cwts.	Chests=cwts.	Chests=cwts.	Chests=cwts.	Chests=cwts.	R	R	R	R	R
Germany = 2	75
Java	643=804	203=253	25,72,000	8,12,000
Siam	1,044=1,305	809=1,086	..	1,216=1,520	..	41,76,000	34,76,000	..	48,64,000	..
French Indo-China	1,321=1,651	1,101=1,376	281=351	600=750	170=212	52,84,000	44,04,000	11,24,000	24,00,000	6,80,000
TOTAL FOREIGN COUNTRIES	3,008=3,762	2,173=2,715	281=351	1,816=2,270	170=212	1,20,32,075	86,92,000	11,24,000	72,64,000	6,80,000
Share of Bengal	3,051=3,314	2,173=2,715	281=351	1,816=2,270	170=212	1,22,04,000	86,92,000	11,24,000	72,64,000	6,80,000
„ Bombay	=5	3,375	1,125	1,200	940	1,350
TOTAL	3,051=3,819	2,173=2,715	281=351	1,816=2,270	170=212	1,22,07,375	86,93,125	11,25,200	72,64,040	6,81,350
Paints and Painters' Materials—										
PAINTS AND COLOURS—										
Graphite (III. E)—	Cwts.	Cwts.	Cwts.	Cwts.	Cwts.					
TOTAL BRITISH EMPIRE	1	..	1	10	..	51	8	..
Share of Bengal	1	10
„ Madras	1	51
„ Burma	8	..
TOTAL	1	..	1	10	..	51	8	..
Other sorts (III. E)—	Cwts.	Cwts.	Cwts.	Cwts.	Cwts.					
United Kingdom (including Channel Islands)	5,030	11,187	5,718	6,582	4,406	42,184	1,04,281	43,094	49,050	29,508
Aden and Dependence	48	39	42	52	31	7,140	13,885	12,880	7,900	5,170
Ceylon (excluding Maldives)	284	489	200	1,147	2,828	7,750	11,620	5,000	31,016	68,700
Straits Settlements	695	541	671	689	1,151	11,775	7,356	7,922	7,157	11,783
Commonwealth of Australia	802	480	1,101	944	1,108	6,516	3,490	8,190	9,850	8,453
Other British Possessions	494	232	511	370	1,083	5,096	3,267	6,456	3,301	7,850
TOTAL BRITISH EMPIRE	8,022	12,967	8,312	9,784	10,605	80,467	1,48,899	84,448	1,07,364	1,31,499
Germany	440	3,453	80	300	200	3,040	20,630	640	2,000	1,100
France	2,509	13,905
Italy	980	300	501	100	..	6,370	1,950	8,000	600	..
Java	233	364	939	1,124	1,006	9,673	14,855	10,699	3,078	195
United States of America—										
Via Atlantic Coast	2,798	3,768	2,600	4,900	2,201	21,784	27,720	20,200	32,500	13,265
Other Foreign Countries	76	311	189	1,962	606	3,738	4,166	3,797	8,014	6,558
TOTAL FOREIGN COUNTRIES	4,527	10,705	4,309	7,866	4,013	44,605	89,226	43,336	40,192	22,874
Share of Bengal	12,004	23,127	12,131	16,529	12,673	1,13,659	2,25,767	1,18,398	1,30,507	97,597
„ Bombay	237	184	279	361	1,771	8,318	4,143	6,623	22,464	55,624
„ Sind	125	1	750	6
„ Madras	177	361	191	80	178	1,720	3,215	1,655	585	1,152
„ Burma	6	..	20	125	..	798
TOTAL	12,549	23,672	12,621	17,470	14,618	1,25,072	2,33,125	1,27,784	1,53,556	1,54,873
PAINTERS' MATERIALS* (III. E)—										
United Kingdom including Channel Islands)	1,80,971	99,481	1,21,236	15,843	..
Ceylon (excluding Maldives)	35	127	10,000	..
Commonwealth of Australia	16,250	17,414	..
Other British Possessions	704	3,087	3,152	2,788	..
TOTAL BRITISH EMPIRE	1,81,675	1,02,553	2,00,765	46,049	..

* Sub-divided into 2 heads from 1934-35.

GENERAL EXPORTS

(618)

INDIAN MERCHANDISE

No. 11—continued

ARTICLES, AND COUNTRIES OF FINAL DESTINATION; ALSO SHARE OF EACH PROVINCE	QUANTITY					VALUE				
	1930-31	1931-32	1932-33	1933-34	1934-35	1930-31	1931-32	1932-33	1933-34	1934-35
						R	R	R	R	R
Paints and Painters' Materials—continued										
Painters' materials *(III. E)—continued										
Germany	—	—	—	—	—	5,888	35,380	1,11,072	10,130	—
Netherlands	—	—	—	—	—	..	17,900	10,000	..	—
Belgium	—	—	—	—	—	5,200	..	—
Italy (including Fiume)	—	—	—	—	—	48,226	1,04,662	80,341	48,589	—
China (exclusive of Hong-kong and Macao)	—	—	—	—	—	8,060	10,500	12,835	11,050	—
Other Foreign Countries	—	—	—	—	—	1,220	337	216	920	—
TOTAL FOREIGN COUNTRIES	—	—	—	—	—	58,304	1,68,779	2,29,054	70,689	—
Share of Bengal	—	—	—	—	—	1,205	1,19,866	3,49,514	46,176	—
“ Bombay	—	—	—	—	—	6,789	887	1,414	15,468	—
“ Sind	—	—	—	—	—	2,31,461	1,48,887	76,231	52,487	—
“ Madras	—	—	—	—	—	..	135	114	..	—
“ Burma	—	—	—	—	—	624	1,557	3,146	2,608	—
TOTAL	—	—	—	—	—	2,40,069	2,71,332	4,30,410	1,16,729	—
Turpentine (III. E)†—					Cwts.					
United Kingdom (including Channel Islands)	—	—	—	—	3,614	—	—	—	—	41,836
Ceylon (excluding Maldives)	—	—	—	—	482	—	—	—	—	13,773
Commonwealth of Australia	—	—	—	—	400	—	—	—	—	9,040
Other British Possessions	—	—	—	—	161	—	—	—	—	2,882
TOTAL BRITISH EMPIRE	—	—	—	—	4,750	—	—	—	—	67,545
Germany	—	—	—	—	798	—	—	—	—	15,702
Italy (including Fiume)	—	—	—	—	7,280	—	—	—	—	91,432
China (exclusive of Hong-kong and Macao)	—	—	—	—	250	—	—	—	—	7,003
Other Foreign Countries	—	—	—	—	0	—	—	—	—	280
TOTAL FOREIGN COUNTRIES	—	—	—	—	8,346	—	—	—	—	1,14,487
Share of Bengal	—	—	—	—	11,548	—	—	—	—	1,43,596
“ Bombay	—	—	—	—	7	—	—	—	—	200
“ Sind	—	—	—	—	1,387	—	—	—	—	35,419
“ Burma	—	—	—	—	160	—	—	—	—	2,817
TOTAL	—	—	—	—	13,102	—	—	—	—	1,82,032
Others sorts (III. E)†—										
United Kingdom (including Channel Islands)	—	—	—	—	—	—	—	—	—	17,856
Other British Possessions	—	—	—	—	—	—	—	—	—	5,376
TOTAL BRITISH EMPIRE	—	—	—	—	—	—	—	—	—	23,232
TOTAL FOREIGN COUNTRIES	—	—	—	—	—	—	—	—	—	847

* Sub-divided into 2 sub-heads from 1934-35.
† Separately recorded from 1934-35.

No. 11—continued

ARTICLES, AND COUNTRIES OF FINAL DESTINATION; ALSO SHARE OF EACH PROVINCE	QUANTITY					VALUE				
	1930-31	1931-32	1932-33	1933-34	1934-35	1930-31	1931-32	1932-33	1933-34	1934-35
Paints and Painters' Materials—concluded						R	R	R	R	R
Other sorts (III. E)*—continued										
Share of Bengal . . .	—	—	—	—	—	—	—	—	—	2,705
„ Bombay . . .	—	—	—	—	—	—	—	—	—	21,284
„ Burma . . .	—	—	—	—	—	—	—	—	—	90
TOTAL	—	—	—	—	—	—	—	—	—	24,079
Total value of Paints and Painters' Materials	—	—	—	—	—	3,65,151	5,04,457	5,58,254	2,70,208	3,60,484
Paper and Pasteboard—Paper—										
Printing paper (III. M)—	Cwts.	Cwts.	Cwts.	Cwts.	Cwts.					
Ceylon (excluding Maldives)	2	118	330	610	447	40	1,108	13,921	24,464	18,838
Other British Possessions .	..	33	24	20	6	..	1,363	1,084	1,127	120
TOTAL BRITISH EMPIRE	2	151	354	630	453	40	2,471	15,005	25,591	18,958
Java	42	118	8	1,799	5,074	837	..
Other Foreign Countries	22	2	10	583	50
TOTAL FOREIGN COUNTRIES	..	42	118	30	2	10	1,799	5,074	920	50
Share of Bengal	192	462	667	447	..	4,321	19,182	26,409	18,658
„ Bombay	2	8	50	150
„ Madras	2	1	20	50	49	397	52	..
„ Burma
TOTAL	2	193	472	669	455	50	4,270	20,079	26,511	19,008
Other kinds of paper (including paper manufactures) (III. M)—	Cwts.	Cwts.	Cwts.	Cwts.	Cwts.					
Zanzibar and Pemba . . .	116	210	179	254	221	4,517	7,576	6,135	6,395	4,782
Other British Possessions .	200	154	71	116	183	6,924	7,126	3,076	4,744	6,787
TOTAL BRITISH EMPIRE	316	364	244	370	404	11,441	14,702	9,261	11,139	11,519
TOTAL FOREIGN COUNTRIES	154	107	91	98	180	5,210	2,022	2,300	2,775	1,043
Share of Bengal	84	38	..	31	170	3,022	1,543	..	1,916	2,554
„ Bombay	371	380	339	423	327	12,730	11,706	11,375	11,268	9,134
„ Madras	14	49	3	8	34	879	3,223	186	590	1,499
„ Burma	4	..	6	3	20	252	..	150	275
TOTAL	469	471	335	468	584	16,651	16,724	11,661	13,914	13,462
Pasteboard, millboard and cardboard of all kinds (III. M)—	Cwts.	Cwts.	Cwts.	Cwts.	Cwts.					
TOTAL BRITISH EMPIRE	7	7	1	37	68	175	204	40	1,436	4,254
TOTAL FOREIGN COUNTRIES	5	1	1	50	30	50

* Separately recorded from 1934-35.

GENERAL EXPORTS

(620)

INDIAN MERCHANDISE

No. 11—continued

ARTICLES, AND COUNTRIES OF FINAL DESTINATION; ALSO SHARE OF EACH PROVINCE	QUANTITY					VALUE				
	1930-31	1931-32	1932-33	1933-34	1934-35	1930-31	1931-32	1932-33	1933-34	1934-35
Paper and Pasteboard —continued										
<i>Pasteboard millboard and cardboard of all kinds (III. M)—continued</i>	Cwts.	Cwts.	Cwts.	Cwts.	Cwts.					
Share of Bengal	6	..	8	15	..	274	..	347	507
“ Bombay . . .	12	2	..	5	5	225	50	..	148	250
“ Madras	1	24	79	40	941	3,547
TOTAL	12	8	1	37	99	225	324	40	1,436	4,804
<i>Total value of Paper and Pasteboard</i>	—	—	—	—	—	16,926	21,318	31,080	41,861	35,774
paper-making materials (II. U)—	Cwts.	Cwts.	Cwts.	Cwts.	Cwts.					
United Kingdom (including Channel Islands) . . .	2,742	3,143	2,277	8,717	4,858	44,502	41,538	27,724	80,710	88,630
Other British Possessions . . .	7	6	10	5	..	200	60	100	50	..
TOTAL BRITISH EMPIRE	2,749	3,149	2,287	8,722	4,858	44,702	41,598	27,824	80,760	88,630
Sweden	314	373	3,727	5,160
Germany	150	315	1,221	498	44	2,500	3,915	15,772	6,245	750
Italy (including Fiume)	1,500	1,979	19,917	24,987
Spain	740	89	200	10,000	85	1,200
United States of America—										
Via Atlantic Coast . . .	210	4,982	12,446	8,265	2,761	4,103	65,025	1,21,086	91,900	18,754
Other Foreign Countries . . .	122	32	316	280	155	1,750	200	1,327	3,860	1,920
TOTAL FOREIGN COUNTRIES	438	5,320	14,825	11,130	5,502	8,413	60,140	1,48,785	1,26,379	52,771
Share of Bengal . . .	609	250	1,068	3,162	369	13,267	2,473	12,080	2,005	3,290
“ Bombay . . .	2,688	8,928	16,044	16,696	10,001	39,848	1,08,265	1,64,529	2,05,134	1,38,111
TOTAL	3,297	8,478	17,112	19,858	10,860	53,115	1,10,738	1,76,609	2,07,139	1,41,401
Paraffin wax (III U)—	Tons	Tons	Tons	Tons	Tons					
United Kingdom (including Channel Islands) . . .	9,933	16,840	8,143	12,640	10,874	47,41,141	76,11,321	26,67,889	54,69,532	46,88,009
Cyprus	27	25	32	43	59	12,092	10,920	13,650	18,435	25,014
Ceylon (excluding Maldives)	21	14	29	209	54	9,205	5,880	12,023	87,113	21,152
Straits Settlements . . .	192	79	99	64	57	88,005	33,180	41,555	27,324	23,729
Federated Malay States . . .	39	..	38	54	101	18,496	..	15,512	22,024	48,206
Hongkong	55	25,025
Union of South Africa . . .	3,002	2,679	2,457	2,534	2,324	15,40,787	12,03,270	11,72,149	10,65,234	9,40,075
Canada—										
Via Atlantic Coast . . .	772	817	1,100	1,854	1,975	3,44,960	3,43,140	4,62,000	7,78,480	8,29,500
“ Pacific “ . . .	35	200	280	259	24	15,925	84,000	1,09,200	1,08,786	10,080
Commonwealth of Australia	624	308	344	357	395	3,84,776	1,31,250	1,46,580	1,51,930	1,66,460
New Zealand	296	26	17	45	107	1,44,200	11,130	7,350	18,900	44,940
Other British Possessions . . .	9	1	4	9	7	4,042	9,525	1,680	3,780	2,940
TOTAL BRITISH EMPIRE	15,005	20,089	12,523	18,068	16,977	72,28,654	94,34,810	56,49,528	77,52,072	67,90,105

No. 11—continued

ARTICLES, AND COUNTRIES OF FINAL DESTINATION; ALSO SHARE OF EACH PROVINCE	QUANTITY					VALUE				
	1930-31	1931-32	1932-33	1933-34	1934-35	1930-31	1931-32	1932-33	1933-34	1934-35
Paraffin wax (III. U)— continued	Tons	Tons	Tons	Tons	Tons	R	R	R	R	R
Sweden	50	21,000	..
Germany	1,241	1,034	1,415	5,043	435	5,67,471	4,35,275	5,97,100	21,23,502	1,24,450
Netherlands	2,930	3,211	5,543	6,994	3,897	13,43,325	13,80,504	23,74,304	28,95,317	16,36,983
Belgium	3,781	2,517	4,214	4,320	9,235	17,44,120	10,91,800	18,04,250	16,53,173	13,84,834
France	545	237	579	405	70	2,47,876	99,540	2,43,257	2,07,930	90,400
Spain	1,349	550	6,22,999	2,31,000
Italy (including Fiume)	2,046	2,865	4,463	4,730	5,043	9,08,705	12,03,390	18,76,300	19,24,876	18,60,661
Siam	448	87	2,14,313	36,540
French Indo-China	65	6	29,575	2,100
Philippines	605	225	2,67,050	1,15,500
China (exclusive of Hong- kong and Macao)	7,166	4,995	3,050	1,140	2,180	86,56,536	23,45,000	14,51,246	4,78,800	8,73,600
Japan	5,505	1,040	1,405	..	30	27,34,819	4,40,300	6,55,900	..	10,500
Egypt	15	15	..	40	71	6,825	7,000	..	17,961	28,626
Portuguese East Africa	5,868	3,626	4,536	4,350	4,798	34,46,475	18,68,054	23,68,030	18,22,364	10,03,243
United States of America— Vid Atlantic Coast.	3,750	5,380	2,500	5,414	2,861	15,07,750	22,67,300	10,50,000	22,67,190	12,01,462
" Pacific "	2,500	700	550	174	48	11,23,500	3,22,000	2,31,000	78,080	20,160
Mexico	870	1,500	3,229	650	4,600	3,81,950	6,30,000	13,56,574	2,73,000	19,32,000
Columbia	400	1,914	1,414	1,82,000	7,62,300	5,94,300
Uruguay	25	11,375
Argentine Republic (includ- ing the Atlantic Coast of Patagonia)	1,235	610	820	500	462	5,51,775	2,56,850	3,44,400	2,47,300	1,94,250
Chile (including the Pacific Coast of Patagonia)	2,620	2,146	394	406	1,327	12,45,300	10,01,140	1,81,510	1,70,780	5,57,340
Other Foreign Countries	10	5,250	40	..
TOTAL FOREIGN COUNTRIES	42,964	30,738	32,710	36,115	50,476	2,09,59,939	1,37,39,604	1,46,38,121	1,51,30,218	1,24,02,708
Share of Bengal	15,217	16,006	11,401	5,598	7,436	50,44,948	31,93,374	39,75,461	24,31,574	38,51,659
" Bombay	40	..
" Madras	5	..
" Burma	42,742	35,721	33,832	48,585	39,017	1,91,37,545	1,49,80,846	1,42,12,248	2,04,09,626	1,63,41,164
TOTAL	57,959	51,727	45,233	64,163	46,453	2,81,82,593	2,31,74,220	2,01,87,709	2,26,91,245	1,91,02,813
Perfumery (not being per- fumed spirits) including musk (III. U)—										
United Kingdom (including Channel Islands)	—	—	—	—	—	10,355	1,487	1,878	270	1,964
Aden and Dependencies	—	—	—	—	—	19,596	10,003	10,726	7,771	5,843
Ceylon (excluding Maldives)	—	—	—	—	—	39,052	33,487	29,420	98,341	38,309
Straits Settlements	—	—	—	—	—	34,833	27,590	35,798	33,764	64,004
Federated Malay States	—	—	—	—	—	3,497	4,976	3,995	4,434	7,881
Union of South Africa	—	—	—	—	—	8,684	5,657	7,039	5,897	6,533
Kenya Colony	—	—	—	—	—	6,372	5,443	3,367	5,515	7,049
Mauritius and Dependencies	—	—	—	—	—	3,187	1,954	5,249	2,285	3,206
Other British Possessions	—	—	—	—	—	9,547	8,633	11,254	10,492	11,112
TOTAL BRITISH EMPIRE	—	—	—	—	—	1,34,324	90,430	1,03,226	1,04,300	1,47,701
France	—	—	—	—	—	9,893	4,097	1,000	4,450	579
Turkey, European	—	—	—	—	—	6,750	2,701	2,250
Java	—	—	—	—	—	4,760	4,119	2,885	7,198	2,107
Siam	—	—	—	—	—	7,777	2,121	260	1,081	1,629
French Indo-China	—	—	—	—	—	9,007	5,930	6,121	6,800	8,150

GENERAL EXPORTS

(622)

INDIAN MERCHANDISE

No. 11—continued

ARTICLES, AND COUNTRIES OF FINAL DESTINATION; ALSO SHARE OF EACH PROVINCE	QUANTITY					VALUE				
	1920-31	1931-32	1932-33	1933-34	1934-35	1930-31	1931-32	1932-33	1933-34	1934-35
Perfumery (not being perfumed Spirits) including musk (III. U)—continued.						R	R	R	R	R
Portuguese East Africa	—	—	—	—	—	4,303	4,464	2,708	5,170	2,793
United States of America— Via Atlantic Coast	—	—	—	—	—	437	..	438	5,920	31,078
" Pacific "	—	—	—	—	—	100	..	218
Other Foreign Countries	—	—	—	—	—	26,007	20,203	16,797	12,458	19,082
TOTAL FOREIGN COUNTRIES	—	—	—	—	—	60,574	43,785	22,640	43,077	65,638
Share of Bengal	—	—	—	—	—	54,785	32,968	24,283	37,332	41,876
" Bombay	—	—	—	—	—	99,092	59,694	68,535	50,767	48,361
" Sind	—	—	—	—	—	20	497	940	895	601
" Madras	—	—	—	—	—	50,001	50,056	57,067	1,18,392	1,22,361
TOTAL	—	—	—	—	—	2,08,898	1,43,215	1,40,875	2,07,386	2,13,339
Plants, living (including Bulbs) (II. S)—										
United Kingdom (including Channel Islands)	—	—	—	—	—	11,247	13,271	2,925	5,116	1,872
Other British Possessions	—	—	—	—	—	8,221	4,458	6,163	5,286	5,455
TOTAL BRITISH EMPIRE	—	—	—	—	—	19,468	17,720	9,088	10,401	7,327
France	—	—	—	—	—	2,435	3,605	6,140	17,165	28,677
Italy (including Fiume)	—	—	—	—	—	615	21	60	792	..
United States of America— Via Atlantic Coast	—	—	—	—	—	1,116	116	..	368	7,231
" Pacific "	—	—	—	—	—	1,625	2,000
Other Foreign Countries	—	—	—	—	—	10,982	4,754	3,568	4,284	2,345
TOTAL FOREIGN COUNTRIES	—	—	—	—	—	16,768	10,456	9,768	22,579	38,253
Share of Bengal	—	—	—	—	—	2,578	4,731	3,084	4,435	1,766
" Bombay	—	—	—	—	—	9,595	2,892	2,185	1,637	1,807
" Sind	—	—	—	—	—	2,440	2,800	6,110	13,409	56,297
" Madras	—	—	—	—	—	3,605	2,700	1,571	999	1,390
" Burma	—	—	—	—	—	17,702	15,042	5,903	7,500	6,330
TOTAL	—	—	—	—	—	36,221	48,185	18,856	32,080	45,580
Precious stones and pearls unset (II. B)—										
TOTAL BRITISH EMPIRE	—	—	—	—	—	1,246	225	..	580	1,754
Germany	—	—	—	—	—	6,500	2,900	50
France	—	—	—	—	—	6,762	509
Other Foreign Countries	—	—	—	—	—	4,100	1,789	3,878	366	550
TOTAL FOREIGN COUNTRIES	—	—	—	—	—	17,362	5,189	3,928	366	550
Share of Bengal	—	—	—	—	—	1,246	1,149
" Bombay	—	—	—	—	—	13,050	4,265	3,923	540	670
" Sind	—	—	—	—	—	330	..
" Madras	—	—	—	—	—	4,318	70	..
" Burma	—	—	—	—	—	1,634
TOTAL	—	—	—	—	—	18,604	5,414	3,928	940	2,304
Printing and Lithographing materials (excluding paper) (III. U)—										
Ceylon (excluding Maldives)	—	—	—	—	—	14,499	11,709	9,341	15,168	10,939
Straits Settlements	—	—	—	—	—	5,705	7,965	5,047	3,920	7,428
Kenya Colony	—	—	—	—	—	4,590	2,880	2,055	6,700	2,225
Other British Possessions	—	—	—	—	—	5,374	5,520	1,945	3,087	6,652
TOTAL BRITISH EMPIRE	—	—	—	—	—	30,168	28,054	18,988	28,875	32,714

No. 11—continued

ARTICLES, AND COUNTRIES OF FINAL DESTINATION; ALSO SHARE OF EACH PROVINCE	QUANTITY					VALUE				
	1930-31	1931-32	1932-33	1933-34	1934-35	1930-31	1931-32	1932-33	1933-34	1934-35
Printing and Lithographing materials (excluding paper) (III. U)—continued						R	R	R	R	R
Germany	—	—	—	—	—	20,063	250	..
Other Foreign Countries	—	—	—	—	—	709	256	1,030	360	560
TOTAL FOREIGN COUNTRIES	—	—	—	—	—	709	256	21,093	600	560
Share of Bengal	—	—	—	—	—	3,599	6,470	24,153	1,160	390
“ Bombay	—	—	—	—	—	7,340	7,488	3,045	8,809	4,867
“ Madras	—	—	—	—	—	19,438	14,364	13,478	19,516	23,127
TOTAL	—	—	—	—	—	30,877	28,310	40,681	20,476	33,274
Provisions and Oilman's stores—										
Richest-mer (I. E)—	Lbs.	Lbs.	Lbs.	Lbs.	Lbs.					
Straits Settlements	72,736	73,167	31,320	35,462	30,511	18,520	27,425	4,805	7,855	2,575
TOTAL BRITISH EMPIRE	72,736	73,167	31,320	35,462	30,511	18,520	27,425	4,805	7,855	2,575
Share of Madras	25,043	43,532	4,704	5,402	..	12,630	25,360	2,530	5,990	..
“ Burma	47,693	29,635	26,616	27,060	30,511	5,890	2,065	2,225	1,865	2,575
TOTAL	72,736	73,167	31,320	35,462	30,511	18,520	27,425	4,805	7,855	2,575
Butter (I. E)—	Cwts.	Cwts.	Cwts.	Cwts.	Cwts.					
Aden and Dependencies	143	80	87	61	132	18,381	9,831	9,600	5,955	12,512
Ceylon (excluding Maldives)	1,988	1,426	1,095	726	636	1,96,309	1,35,743	1,07,583	66,587	49,107
Straits Settlements	149	46	17	21	18	15,690	5,455	1,075	2,040	1,486
Zanzibar and Pemba	197	189	137	81	137	25,353	22,895	14,650	7,840	13,325
Tanganyika Territory	1,157	540	368	457	503	1,54,082	68,825	39,761	43,820	36,905
Anglo-Egyptian Sudan	1587	106	97	91	105	18,508	12,278	10,429	9,049	10,893
Other British Possessions	85	83	72	78	65	9,712	9,413	6,970	6,830	5,906
TOTAL BRITISH EMPIRE	3,875	2,475	1,873	1,510	1,486	4,38,035	2,64,440	1,90,614	1,42,171	1,30,439
Belgium	77	119	7,201	11,463
Iraq	75	57	39	31	13	8,680	6,520	4,185	2,889	1,203
Iran	205	193	106	118	6	17,488	14,908	7,301	9,981	357
China (exclusive of Hong kong and Macao)	53	..	7	5,550	..	600
Portuguese East Africa	12	31	49	37	43	1,250	3,070	5,610	4,205	4,375
Italian East Africa (Soma- land and Eritrea)	2	2	..	70	177	250	295	..	7,255	13,840
French Somaliland	101	114	93	61	46	11,125	12,126	9,480	5,945	4,346
Other Foreign Countries	14	7	74	7	9	1,936	846	6,577	789	942
TOTAL FOREIGN COUNTRIES	462	404	368	401	412	40,285	38,365	35,759	35,265	41,526
Share of Bengal	5	3	3	..	5	440	260	173	65	353
“ Bombay	4,331	2,372	2,233	1,911	1,366	4,83,805	3,01,964	2,26,862	1,77,371	1,71,508
“ Sind	56
“ Madras	5	..	27	327	..	106
“ Burma	1	4	75	625
TOTAL	4,337	2,370	2,241	1,911	1,398	4,84,320	3,02,305	2,26,373	1,77,436	1,71,965
Cheese (I. E)—	Cwts.	Cwts.	Cwts.	Cwts.	Cwts.					
TOTAL BRITISH EMPIRE	81	46	31	24	20	3,145	3,473	2,490	1,745	2,265
TOTAL FOREIGN COUNTRIES	21	8	3	5	3	1,087	530	280	435	230

GENERAL EXPORTS

(624)

INDIAN MERCHANDISE

No. 11—continued

ARTICLES, AND COUNTRIES OF FINAL DESTINATION; ALSO SHARE OF EACH PROVINCE	QUANTITY					VALUE				
	1930-31	32	1932-33	1933-34	1934-35	1930-31	1931-32	1932-33	1933-34	1934-35
Provisions and Oilman's Stores—continued						R	R	R	R	R
Cheese (I. E.)—continued	Cwts.	Cwts.	Cwts.	Cwts.	Cwts.					
Share of Bengal	51	40	34	28	29	4,732	3,517	2,770	2,145	2,495
" Madras	1	35	..
" Burma	1	4	100	485
TOTAL	52	54	34	29	29	4,832	4,002	2,770	2,180	2,495
Confectionery (I. E.)—	Cwts.	Cwts.	Cwts.	Cwts.	Cwts.					
Ceylon (excluding Maldives)	25	21	76	30	164	1,221	1,055	6,396	1,473	4,220
Kenya Colony	57	44	..	15	91	4,065	2,755	..	1,038	7,420
Other British Possessions	192	182	67	59	127	10,925	6,980	3,952	3,506	5,420
TOTAL BRITISH EMPIRE	274	247	143	104	382	16,211	10,790	9,348	6,107	17,060
TOTAL FOREIGN COUNTRIES	206	118	99	163	95	9,266	4,414	4,312	5,057	3,574
Share of Bengal	68	16	..	30	..	1,465	384	..	1,300
" Bombay	295	144	170	96	347	18,308	8,518	11,976	6,967	15,307
" Sind	118	84	31	139	58	2,765	1,869	507	2,592	1,856
" Madras	67	75	19	32	42	3,873	3,372	793	1,565	1,780
" Burma	39
TOTAL	480	395	242	297	477	25,477	15,204	13,660	11,164	20,043
Ghi (I. E.)—	Cwts.	Cwts.	Cwts.	Cwts.	Cwts.					
United Kingdom (including Channel Islands)	2,085	1,523	1,360	1,100	1,094	2,24,540	1,58,714	96,678	73,141	72,855
Aden and Dependencies	260	399	519	424	477	21,966	34,683	45,023	27,425	36,985
Maldives	47	23	74	35	55	7,218	1,905	5,550	2,800	3,437
Ceylon (excluding Maldives)	2,485	2,017	1,647	2,099	1,582	1,88,017	1,46,296	96,669	93,183	84,226
Straits Settlements	16,663	18,000	11,091	10,955	12,107	15,31,649	10,17,789	8,18,305	6,10,666	6,90,592
Federated Malay States	2,133	2,116	1,872	2,329	2,600	1,93,117	1,72,298	1,31,462	1,09,877	1,30,493
Hongkong	999	970	1,337	1,602	2,110	96,645	82,221	97,166	76,721	1,09,841
Union of South Africa	1,150	982	340	396	354	96,376	80,087	27,571	25,848	25,525
Zanzibar and Pemba	108	126	70	81	72	11,072	12,158	6,684	5,830	6,315
Kenya Colony	93	93	52	30	9	8,989	5,856	5,005	2,274	810
Tanganyika Territory	57	33	31	51	69	5,888	6,870	2,680	4,670	5,620
Mauritius and Dependencies	1,364	1,946	546	1,735	1,768	1,33,437	1,68,399	45,301	1,05,149	1,17,065
British West India Islands (excluding Bahamas)	409	754	347	322	471	84,595	57,804	20,781	30,663	25,894
British Guiana	256	231	125	237	388	19,225	23,102	6,605	9,660	16,485
Fiji Islands	10	5	6	15	..	920	479	665	770	..
Other British Possessions	65	70	56	73	53	6,491	6,217	4,660	8,865	5,110
TOTAL BRITISH EMPIRE	28,159	24,322	19,523	22,034	23,204	25,80,143	19,69,853	14,10,785	11,96,342	13,25,253
Sumatra	4	96	59	9	16	312	7,730	4,298	480	950
Java	700	740	659	472	490	73,315	62,110	49,948	25,500	30,179
Siam	609	1,072	383	304	369	85,119	89,988	63,317	40,596	44,950
French Indo-China	667	458	53	43	1	46,460	25,535	4,350	3,095	60

No. II—continued

ARTICLES, AND COUNTRIES OF FINAL DESTINATION; ALSO SHARE OF EACH PROVINCE	QUANTITY					VALUE				
	1930-31	1931-32	1932-33	1933-34	1934-35	1930-31	1931-32	1932-33	1933-34	1934-35
Provisions and Oilman's stores—continued										
<i>GH (I. E.)—continued</i>	<i>Cwts.</i>	<i>Cwts.</i>	<i>Cwts.</i>	<i>Cwts.</i>	<i>Cwts.</i>	<i>R</i>	<i>R</i>	<i>R</i>	<i>R</i>	<i>R</i>
China (exclusive of Hongkong and Macao)	195	185	171	542	347	10,656	14,951	11,152	20,402	18,728
Japan	64	62	75	62	152	5,779	5,646	6,415	6,804	10,232
Egypt	140	56	123	56	120	11,495	7,430	10,080	3,050	8,250
Portuguese East Africa	167	234	178	276	183	20,004	27,966	20,778	23,506	17,523
Other Foreign Countries	68	69	108	90	144	7,205	6,159	9,205	1,822	7,876
TOTAL FOREIGN COUNTRIES	2,964	2,972	2,814	2,384	2,322	2,74,845	2,50,861	1,70,543	1,34,735	1,38,748
<i>Share of Bengal</i>	<i>18,662</i>	<i>17,483</i>	<i>14,824</i>	<i>17,641</i>	<i>19,375</i>	<i>17,71,330</i>	<i>14,45,581</i>	<i>10,69,916</i>	<i>9,21,405</i>	<i>10,64,649</i>
" <i>Bombay</i>	<i>3,262</i>	<i>2,789</i>	<i>2,168</i>	<i>2,229</i>	<i>2,119</i>	<i>3,44,401</i>	<i>2,80,425</i>	<i>2,08,941</i>	<i>1,77,979</i>	<i>1,77,974</i>
" <i>Sind</i>	<i>33</i>	<i>103</i>	<i>166</i>	<i>189</i>	<i>247</i>	<i>2,543</i>	<i>6,735</i>	<i>11,164</i>	<i>10,689</i>	<i>13,353</i>
" <i>Madras</i>	<i>9,162</i>	<i>6,913</i>	<i>4,576</i>	<i>4,353</i>	<i>3,775</i>	<i>7,36,239</i>	<i>4,93,308</i>	<i>2,57,388</i>	<i>2,20,519</i>	<i>2,06,730</i>
" <i>Burma</i>	<i>4</i>	<i>6</i>	<i>34</i>	<i>6</i>	<i>10</i>	<i>477</i>	<i>665</i>	<i>2,920</i>	<i>455</i>	<i>710</i>
TOTAL	31,123	27,294	21,837	24,418	25,526	28,54,090	22,26,714	15,90,328	13,31,077	14,04,001
<i>Lord (I. E)</i>	<i>..</i>	<i>..</i>	<i>..</i>	<i>..</i>	<i>16</i>	<i>..</i>	<i>..</i>	<i>..</i>	<i>..</i>	<i>160</i>
<i>Share of Burma</i>	<i>..</i>	<i>..</i>	<i>..</i>	<i>..</i>	<i>16</i>	<i>..</i>	<i>..</i>	<i>..</i>	<i>..</i>	<i>160</i>
Pickles, Chutnies and Condiments (I. E.)—	<i>Cwts.</i>	<i>Cwts.</i>	<i>Cwts.</i>	<i>Cwts.</i>	<i>Cwts.</i>					
United Kingdom (including Channel Islands)	15,147	16,843	16,665	17,530	14,839	4,60,229	4,98,390	5,10,834	4,85,421	3,69,600
Gibraltar	227	4	22	2	..	11,802	210	1,025	60	..
Ceylon (including Maldives)	418	379	319	267	372	13,528	12,852	8,859	8,144	8,817
Straits Settlements	959	694	586	665	641	36,264	25,293	2,048	10,200	16,178
Federated Malay States	154	120	127	74	110	8,900	4,102	635	2,284	3,140
Hongkong	349	423	454	336	360	16,083	20,418	20,426	13,404	11,177
Union of South Africa	114	92	88	162	82	8,280	7,265	7,032	6,883	3,447
Kenya Colony	346	196	227	246	279	15,029	9,916	10,205	9,239	10,970
Mauritius and Dependencies	463	37,170
Canada—										
<i>Vid Atlantic Coast</i>	<i>46</i>	<i>82</i>	<i>47</i>	<i>57</i>	<i>106</i>	<i>2,250</i>	<i>3,132</i>	<i>2,445</i>	<i>1,996</i>	<i>3,500</i>
" <i>Pacific</i> "	<i>251</i>	<i>209</i>	<i>159</i>	<i>111</i>	<i>121</i>	<i>10,653</i>	<i>9,410</i>	<i>6,220</i>	<i>8,378</i>	<i>3,716</i>
Commonwealth of Australia	2,129	1,242	2,055	1,682	966	1,27,302	69,705	1,18,008	1,14,127	54,362
New Zealand	201	236	150	161	177	11,880	13,252	8,362	7,387	7,061
Other British Possessions	214	206	282	294	178	8,785	7,971	9,592	9,815	6,234
TOTAL BRITISH EMPIRE	20,550	20,726	21,614	21,587	16,237	7,32,255	6,31,416	7,66,451	6,31,398	4,93,901
Iraq	892	1,071	1,422	1,618	1,358	21,492	21,778	25,936	27,382	25,078
Iran	323	38	51	19	35	9,086	927	1,404	578	795
Java	309	191	340	201	220	12,580	7,866	14,768	7,676	7,390
Philippines	78	171	115	93	89	3,225	10,205	4,257	3,118	2,093
China (exclusive of Hong- kong and Macao)	439	246	520	524	563	23,441	13,358	15,840	23,215	21,062
Japan	238	263	254	182	99	8,978	11,717	9,937	5,471	2,846

GENERAL EXPORTS

(626)

INDIAN MERCHANDISE

No 11—continued

ARTICLES, AND COUNTRIES OF FINAL DESTINATION; ALSO SHARE OF EACH PROVINCE	QUANTITY					VALUE				
	1930-31	1931-32	1932-33	1933-34	1934-35	1930-31	1931-32	1932-33	1933-34	1934-35
						R	R	R	R	R
Provisions and Oilman's stores—continued										
<i>Pickles, chutnies, and condiments (I. E)—continued</i>										
United States of America—										
<i>Vid Atlantic Coast</i>	881	341	257	1,700	1,606	35,030	9,251	7,810	50,854	66,122
<i>" Pacific "</i>	304	221	189	352	140	12,620	9,284	8,905	13,102	5,229
Other Foreign Countries	568	313	383	288	246	22,279	13,293	15,244	10,161	7,699
TOTAL FOREIGN COUNTRIES	4,027	2,850	3,531	4,927	4,422	1,48,737	97,679	1,03,501	1,41,642	1,38,321
<i>Share of Bengal</i>	7,321	6,765	7,868	7,779	7,412	3,11,751	2,88,107	3,26,636	2,55,240	2,13,256
<i>" Bombay "</i>	12,315	12,186	11,830	13,735	11,665	3,03,051	2,57,668	2,62,480	3,06,411	2,73,373
<i>" Sind "</i>	41	30	20	18	18	702	357	363	198	204
<i>" Madras "</i>	4,835	4,583	5,432	4,982	3,552	2,65,374	2,32,279	2,90,103	2,62,164	1,49,652
<i>" Burma "</i>	18	12	5	..	12	1,111	784	371	33	739
TOTAL	24,577	23,576	25,146	26,514	22,059	8,81,992	7,79,095	8,69,952	8,23,040	6,37,222
<i>Other sorts of Provisions (I. E)—</i>										
United Kingdom (including Channel Islands)	1,335	1,273	657	45	2,084	40,270	83,238	30,776	35,135	72,368
Aden and Dependencies	150	109	116	142	157	6,593	4,316	3,748	3,728	4,431
Bahrain Islands	210	111	78	104	240	6,344	3,293	1,907	2,517	5,074
Ceylon (excluding Maldives)	17,560	11,350	12,018	10,406	4,895	3,80,322	2,58,698	2,62,501	2,02,400	99,386
Straits Settlements	1,574	1,596	1,921	1,792	3,097	58,457	54,554	62,305	60,847	87,021
Federated Malay States	206	319	123	248	301	7,493	10,254	4,567	10,344	8,810
Hongkong	74	237	105	76	74	2,702	16,591	4,665	3,816	1,526
Zanzibar and Pemba	323	329	304	207	203	10,167	9,542	11,000	4,233	4,768
Kenya Colony	401	503	429	519	533	18,399	17,743	15,973	20,725	20,705
Tanganyika Territory	280	327	398	110	141	7,723	9,092	3,899	2,103	4,657
Mauritius and Dependencies	71	42	30	22	6	5,298	2,677	780	457	304
British Guiana	327	418	419	389	602	17,655	22,025	17,745	8,634	10,747
Commonwealth of Australia	84	181	185	229	814	3,119	5,428	6,533	6,783	44,755
New Zealand	36	46	14	137	98	2,150	3,371	1,115	4,761	6,828
Fiji Islands	423	569	1,304	962	235	14,579	14,451	37,348	19,926	5,083
Other British Possessions	380	205	202	349	380	8,895	6,082	4,269	8,041	11,027
TOTAL BRITISH EMPIRE	23,439	17,615	19,238	16,537	13,660	5,90,256	5,21,403	4,83,727	3,94,520	3,88,690
France	15	24	19	32	..	576	1,130	749	1,644	..
Mascat Territory and Trucial Oman	381	263	367	667	436	8,007	5,400	4,855	7,569	5,200
Other Native States in Arabia	432	185	433	325	484	12,198	5,424	10,627	7,450	11,297
Iraq	1,920	557	738	810	1,276	61,524	20,025	21,845	19,621	28,749
Iran	771	428	115	31	32	24,741	10,584	2,150	1,222	1,090
China (exclusive of Hongkong and Macao)	47	162	80	46	59	1,617	6,005	3,188	1,311	2,914
Japan	36	77	112	195	186	1,940	2,919	5,022	6,901	7,218
Egypt	170	207	106	211	197	4,807	7,690	5,325	2,610	2,525
Portuguese East Africa	134	120	96	91	150	6,563	5,182	4,447	3,226	7,882
Italian East Africa (Somaliland and Britira)	94	261	319	348	483	3,195	3,883	4,182	5,198	7,210
United States of America—										
<i>Vid Atlantic Coast</i>	1	28	18	19	251	114	1,793	869	3,269	17,060
<i>" Pacific "</i>	16	15	5	2	1	515	415	50	152	50
Other Foreign Countries	204	249	194	187	327	8,118	7,679	7,162	4,768	7,394
TOTAL FOREIGN COUNTRIES	4,220	2,566	2,678	2,984	3,387	1,34,410	78,079	70,460	64,901	99,189

No. 11—continued

ARTICLES, AND COUNTRIES OF FINAL DESTINATION; ALSO SHARE OF EACH PROVINCE	QUANTITY					VALUE				
	1930-31	1931-32	1932-33	1933-34	1934-35	1930-31	1931-32	1932-33	1933-34	1934-35
						B	R	B	R	B
Provisions and Oilman's stores—continued										
Other sorts of Provisions— (I. E)—continued	Cwts.	Cwts.	Cwts.	Cwts.	Cwts.					
Share of Bengal	1,617	2,409	2,613	2,860	2,127	61,277	1,00,802	78,777	63,390	34,643
„ Bombay	5,832	4,580	4,009	4,380	6,160	2,10,397	1,82,033	1,54,724	1,35,088	1,81,767
„ Sind	461	332	331	825	666	8,968	6,208	4,609	9,930	7,851
„ Madras	19,669	12,549	14,341	11,379	8,614	4,39,913	2,96,483	3,21,320	2,65,962	2,62,161
„ Burma	80	311	92	67	80	4,121	8,956	4,866	6,111	1,467
TOTAL	27,659	20,181	21,986	19,501	17,547	7,24,866	5,99,482	5,54,190	4,69,481	4,87,879
Total value of Provisions and Oilman's stores—										
United Kingdom (including Channel Islands)	—	—	—	—	—	7,26,438	7,42,446	6,47,520	5,99,802	5,15,325
Gibraltar	—	—	—	—	—	11,867	405	1,195	230	160
Aden and Dependencies	—	—	—	—	—	52,859	58,087	60,625	41,401	55,968
Bahrain Islands	—	—	—	—	—	10,008	6,508	3,168	3,467	7,371
Maldives	—	—	—	—	—	7,805	3,051	5,702	2,795	4,109
Ceylon (excluding Maldives)	—	—	—	—	—	7,79,897	5,54,144	4,81,006	3,71,787	2,45,756
Straits Settlements	—	—	—	—	—	16,66,717	11,85,168	9,10,623	7,02,792	8,08,947
Federated Malay States	—	—	—	—	—	2,09,630	1,86,654	1,40,004	1,22,605	1,42,636
Hongkong	—	—	—	—	—	1,16,591	1,19,260	1,22,657	94,111	1,16,746
Union of South Africa	—	—	—	—	—	1,10,138	90,176	86,617	39,168	33,433
Zanzibar and Pemba	—	—	—	—	—	48,682	47,156	38,948	18,448	26,883
Kenya Colony	—	—	—	—	—	51,307	40,058	38,418	35,051	43,350
Tanganyika Territory	—	—	—	—	—	1,71,348	88,167	53,640	52,208	49,797
Anglo-Egyptian Sudan	—	—	—	—	—	23,283	10,160	13,149	14,083	15,127
Mauritius and Dependencies	—	—	—	—	—	1,89,625	1,66,386	83,954	1,05,906	1,17,559
Seychelles	—	—	—	—	—	7,007	6,880	8,715	6,750	6,423
Canada—										
Via Atlantic Coast	—	—	—	—	—	2,250	3,132	2,480	1,996	3,500
„ Pacific	—	—	—	—	—	10,963	9,410	6,220	3,378	4,067
British West India Islands (excluding Bahamas)	—	—	—	—	—	34,595	57,804	20,781	39,843	26,019
British Guiana	—	—	—	—	—	36,880	46,127	27,304	18,386	27,282
Commonwealth of Australia	—	—	—	—	—	1,80,921	75,133	1,25,231	1,20,910	99,144
New Zealand	—	—	—	—	—	14,030	10,623	9,477	12,193	13,859
Fiji Islands	—	—	—	—	—	15,499	14,930	39,898	21,729	6,588
Other British Possessions	—	—	—	—	—	807	955	685	4,249	2,429
TOTAL BRITISH EMPIRE	—	—	—	—	—	43,79,597	34,78,799	28,68,220	24,27,138	23,65,942
Belgium	—	—	—	—	—	393	1,120	3,900	8,007	12,488
Maskat Territory and Tru- cial Oman	—	—	—	—	—	10,656	7,134	5,834	9,902	6,721
Other Native States in Arabia	—	—	—	—	—	21,871	7,084	14,169	11,789	13,943
Iraq	—	—	—	—	—	91,702	49,328	51,966	49,952	55,030
Iran	—	—	—	—	—	51,510	26,304	10,855	3,781	5,542
Sumatra	—	—	—	—	—	3,492	10,035	6,867	1,688	2,277
Java	—	—	—	—	—	91,080	71,897	66,608	35,485	39,923
Siam	—	—	—	—	—	94,813	92,501	67,380	41,722	46,936

GENERAL EXPORTS

(628)

INDIAN MERCHANDISE

No. 11—continued

ARTICLES, AND COUNTRIES OF FINAL DESTINATION; ALSO SHARE OF EACH PROVINCE	QUANTITY					VALUE				
	1930-31	1931-32	1932-33	1933-34	1934-35	1930-31	1931-32	1932-33	1933-34	1934-35
Provisions and Oilman's stores—concluded						R	R	R	R	R
<i>Total value of Provisions and Oilman's Stores—continued</i>										
French Indo-China	—	—	—	—	—	49,234	36,520	5,054	3,545	285
Philippines	—	—	—	—	—	3,530	11,175	8,628	6,188	4,311
China (exclusive of Hongkong and Macao)	—	—	—	—	—	60,536	35,110	31,486	54,203	42,841
Japan	—	—	—	—	—	16,697	20,312	21,432	10,178	20,361
Egypt	—	—	—	—	—	18,517	17,418	19,050	7,845	11,340
Portuguese East Africa	—	—	—	—	—	31,019	33,299	31,515	31,717	30,120
Italian East Africa (Somaliland and Eritrea)	—	—	—	—	—	4,100	4,538	9,002	12,833	20,371
French Somaliland	—	—	—	—	—	11,365	18,825	9,766	6,385	4,518
United States of America— Vid Atlantic Coast	—	—	—	—	—	35,516	11,156	8,720	51,501	33,232
" Pacific "	—	—	—	—	—	13,135	9,699	8,475	13,344	5,270
Other Foreign Countries	—	—	—	—	—	10,114	13,439	12,239	10,992	11,071
TOTAL FOREIGN COUNTRIES	—	—	—	—	—	6,15,230	4,75,928	3,93,804	3,85,095	4,21,588
<i>Share of Bengal</i>	—	—	—	—	—	21,49,530	18,45,722	14,78,656	12,32,345	13,16,695
" Bombay	—	—	—	—	—	13,60,462	10,30,508	8,53,982	8,02,756	8,20,917
" Sind	—	—	—	—	—	14,969	14,215	16,513	23,503	23,199
" Madras	—	—	—	—	—	14,58,032	10,60,802	9,02,521	7,46,235	6,20,478
" Burma	—	—	—	—	—	11,804	13,480	10,382	7,494	5,611
TOTAL	—	—	—	—	—	49,94,707	39,54,727	32,62,084	28,12,233	27,80,930
Rubber—	Lbs.	Lbs.	Lbs.	Lbs.	Lbs.					
Raw (II. J)—										
United Kingdom (including Channel Islands)	11,614,386	7,315,201	1,236,671	3,338,918	11,444,631	69,31,304	26,85,140	1,92,100	7,60,478	33,24,233
Ceylon (excluding Maldives)	5,924,637	1,627,783	830,571	2,941,634	2,645,793	42,20,638	7,30,112	2,50,924	10,02,950	8,53,471
Straits Settlements	4,893,598	5,030,587	4,588,155	7,482,694	6,089,101	11,87,382	8,11,391	3,99,546	8,93,760	17,25,823
Total 'For Orders' Cargoes (a)	—	—	—	—	148,900	—	—	—	—	37,240
TOTAL BRITISH EMPIRE	21,832,621	14,173,571	6,655,397	13,763,146	21,223,426	1,23,33,524	42,35,643	8,42,570	26,57,188	59,40,817
Germany	112,448	324,890	67,200	353,831	104,328	38,864	71,794	8,400	62,493	20,648
Netherlands	196,392	45,526	44,898	11,392
Belgium	73,920	56,005	7,392	19,601
France	204,320	..	33,600	300,170	..	93,520	..	14,000	36,346	..
Italy (including Fiume)	64,980	1,103,870	8,181	3,13,238
Korea	100,814	39,207
China (exclusive of Hongkong and Macao)	244,740	30,593
Japan	551,094	122,200	147,726	150,104	25,000	1,09,781	14,987	13,361	18,844	6,309
United States of America— Vid Atlantic Coast	466,004	239,680	..	1,303,314	1,193,511	3,54,522	1,04,720	..	2,82,839	2,77,089
TOTAL FOREIGN COUNTRIES	1,494,680	931,420	248,526	2,442,711	2,828,249	6,35,874	2,22,074	35,761	4,60,493	6,48,247
<i>Share of Madras</i>	12,529,171	6,252,104	1,055,686	5,838,572	11,597,684	99,48,221	29,37,058	3,24,463	13,05,370	37,43,397
" Burma	10,807,130	8,852,337	6,848,337	10,367,285	12,159,050	30,26,977	14,70,861	5,53,888	13,12,311	28,45,667
TOTAL	23,327,301	15,104,991	6,903,923	16,205,857	23,756,734	1,29,75,198	44,57,717	8,78,331	31,17,681	65,89,064
Manufactures (III. N)—										
United Kingdom (including Channel Islands)	—	—	—	—	—	14,617	6,253
Ceylon (excluding Maldives)	—	—	—	—	—	8,708	4,047	481	388	41,485
Union of South Africa	—	—	—	—	—	8,824
Other British Possessions	—	—	—	—	—	600	2,216	..	562	75
TOTAL BRITISH EMPIRE	—	—	—	—	—	32,749	6,263	481	950	47,813
TOTAL FOREIGN COUNTRIES	—	—	—	—	—	20	..	510	392	2

(a) Specified separately from 1934-35 and subject to subsequent adjustment.

No. 11—continued

ARTICLES, AND COUNTRIES OF FINAL DESTINATION; ALSO SHARE OF EACH PROVINCE	QUANTITY					VALUE				
	1930-31	1931-32	1932-33	1933-34	1934-35	1930-31	1931-32	1932-33	1933-34	1934-35
Rubber—continued						R	R	R	R	R
Manufactures (III-N)—continued										
Share of Bengal . . .	—	—	—	—	—	9,444	2,138	..	125	300
“ Madras . . .	—	—	—	—	—	23,325	4,060	379	263	47,515
“ Burma . . .	—	—	—	—	—	..	67	562	954	..
TOTAL	—	—	—	—	—	32,769	6,265	941	1,342	47,815
Salt (I. D)—	Tons	Tons	Tons	Tons	Tons					
TOTAL BRITISH EMPIRE	14	7	10	15	11	3,128	2,028	1,752	2,852	1,728
TOTAL FOREIGN COUNTRIES	..	1	3	87	94	55	95	355
Share of Bengal . . .	12	7	4	15	14	2,945	1,975	1,463	2,442	1,834
“ Bombay . . .	2	1	1	270	124	148	5	210
“ Sind	5	13	268	..	32
“ Burma	2
TOTAL	14	8	10	15	14	3,215	2,117	1,807	2,447	2,078
Seeds—										
Oil seeds—										
Essential—										
Ajwa (II. K)—	Tons	Tons	Tons	Tons	Tons					
Aden and Dependencies . . .	13	15	15	16	18	6,658	5,205	4,012	5,931	3,072
Ceylon (excluding Maldives)	18	19	17	16	21	7,005	5,705	5,808	5,095	6,820
Straits Settlements . . .	80	61	39	68	27	26,367	17,206	11,998	14,802	7,592
Other British Possessions . . .	3	7	7	5	11	3,673	5,269	3,844	3,270	4,413
TOTAL BRITISH EMPIRE	114	102	78	105	72	43,713	36,385	25,862	29,008	22,707
TOTAL FOREIGN COUNTRIES	12	32	17	9	10	6,189	7,873	5,924	2,860	2,080
Share of Bengal	38	71
“ Bombay . . .	126	134	95	114	82	49,852	44,220	31,215	32,558	24,877
TOTAL	126	134	95	114	82	49,852	44,258	31,286	32,558	24,877
Ajwa (II. F)—	Tons	Tons	Tons	Tons	Tons					
United Kingdom (including Channel Islands)	126	45	26,072	8,518
Other British Possessions . . .	10	9	17	..	5	5,656	4,141	4,224	484	1,000
TOTAL BRITISH EMPIRE	10	9	17	126	50	5,656	4,141	4,224	26,556	9,518
TOTAL FOREIGN COUNTRIES	..	2	27	38	1	70	622	2,279	6,768	202
Share of Bengal . . .	2	1	37	7	5	1,613	1,193	4,213	1,922	1,208
“ Bombay . . .	8	10	7	157	46	4,300	3,570	2,277	31,322	8,502
“ Madras	1	32	..	13	..	100
TOTAL	10	11	44	164	51	5,785	4,763	6,503	38,314	9,810

GENERAL EXPORTS

(630)

INDIAN MERCHANDISE

No. 11—continued

ARTICLES, AND COUNTRIES OF FINAL DESTINATION; ALSO SHARE OF EACH PROVINCE	QUANTITY					VALUE				
	1930-31	1931-32	1932-33	1933-34	1934-35	1930-31	1931-32	1932-33	1933-34	1934-35
						₹	₹	₹	₹	₹
Seeds—continued										
Oil seeds—continued										
<i>Essential</i> —continued	Tons	Tons	Tons	Tons	Tons					
Andeed (II. K)—										
Ceylon (excluding Maldives) .	1	..	42	1	7	60	..	6,550	450	1,200
Other British Possessions .	22	33	58	37	15	6,413	4,502	7,406	4,311	4,770
TOTAL BRITISH EMPIRE	23	33	100	38	22	6,473	4,502	14,055	4,761	5,970
TOTAL FOREIGN COUNTRIES	..	2	6	4	3	208	307	932	860	985
<i>Share of Bengal</i>	22	35	106	41	25	6,507	4,959	14,825	4,981	6,954
“ <i>Bombay</i>	100	..	162	160	..
“ <i>Madras</i>	1	60
“ <i>Burma</i>	1	..	9	450	..
TOTAL	23	35	106	42	25	6,676	4,959	14,987	5,021	6,954
Coriander (II. K)—	Tons	Tons	Tons	Tons	Tons					
United Kingdom (including Channel Islands)	1	20	2	228	5,166	760	250	100
Aden and Dependencies	10	17	20	18	14	8,838	6,850	6,308	5,517	4,467
Ceylon (excluding Maldives)	351	538	1,168	1,529	1,228	72,716	1,14,680	1,52,135	1,03,224	1,44,087
Straits Settlements	884	750	872	1,204	1,309	1,38,501	1,61,622	1,62,220	2,16,388	1,74,652
Federated Malay States	22	11	91	92	87	8,216	2,400	13,051	10,647	11,368
Union of South Africa	64	63	107	104	93	36,429	20,981	33,438	27,705	25,723
Zanzibar and Pemba	14	13	15	14	12	9,900	6,422	7,216	6,074	5,003
Kenya Colony	38	42	43	53	46	24,233	23,567	21,815	21,252	17,936
Tanganyika Territory	13	11	18	10	13	8,390	6,212	7,035	4,711	4,945
Mauritius and Dependencies	68	90	78	104	156	10,069	17,339	12,663	13,800	13,986
Commonwealth of Australia	3	36	25	53	49	1,475	7,214	4,170	9,313	7,476
Other British Possessions	12	12	17	42	23	4,413	4,154	4,372	6,076	4,536
TOTAL BRITISH EMPIRE	1,489	1,606	2,455	3,206	3,120	3,13,420	3,85,697	4,25,693	5,15,563	4,14,284
Netherlands	300	50,985	..
Germany	50	7,027
France	47	9,375
Maskat Territory and Trucial Oman	13	12	11	11	6	6,870	4,663	3,659	3,310	2,290
Other Native States in Arabia	17	13	13	14	18	6,442	4,265	3,708	4,007	5,220
Java	59	3	58	22	80	6,615	860	7,368	2,757	10,592
Portuguese East Africa	15	17	19	17	21	8,958	8,601	5,069	5,055	5,233
Other Foreign Countries	18	2	15	7	19	7,520	2,423	4,168	3,612	7,100
TOTAL FOREIGN COUNTRIES	111	144	116	371	153	36,414	37,300	24,862	78,720	80,543
<i>Share of Bengal</i>	643	602	769	1,337	2,323	32,031	1,02,346	1,33,133	1,56,359	2,67,075
“ <i>Bombay</i>	419	619	403	1,050	317	2,03,079	2,26,076	1,51,716	2,83,131	1,04,301
“ <i>Sind</i>	1	..	1	1	1	1,155	919	631	485	607
“ <i>Madras</i>	191	396	301	875	466	33,458	68,113	1,11,899	1,14,412	60,675
“ <i>Burma</i>	346	133	597	404	186	35,051	25,552	63,090	39,955	20,079
TOTAL	1,600	1,750	2,571	3,667	3,273	3,54,934	4,23,006	4,50,569	5,94,292	4,42,827

No. 11—continued

ARTICLES, AND COUNTRIES OF FINAL DESTINATION; ALSO SHARE OF EACH PROVINCE	QUANTITY					VALUE				
	1930-31	1931-32	1932-33	1933-34	1934-35	1930-31	1931-32	1932-33	1933-34	1934-35
Seeds—continued						R	R	R	R	R
Oil seeds—continued										
Essential—continued										
Cummin (other than black) (II. K)—	Tons	Tons	Tons	Tons	Tons					
Aden and Dependencies . . .	39	31	4	42	38	83,913	17,600	1,869	22,474	15,708
Ceylon (excluding Maldives) . . .	263	204	7	493	682	2,10,224	1,58,088	4,235	2,73,465	3,81,800
Straits Settlements . . .	329	260	137	279	202	2,62,092	1,87,219	70,316	1,20,036	1,15,895
Federated Malay States	2	4	22	8	285	888	2,020	7,600	1,545
Union of South Africa . . .	80	31	27	30	32	33,855	31,897	19,590	16,178	10,555
Zanzibar and Pemba . . .	37	19	10	18	20	34,785	14,565	4,985	15,045	20,537
Kenya Colony . . .	19	19	14	20	24	18,907	13,387	8,782	24,340	19,107
Tanganyika Territory . . .	8	7	3	7	8	9,597	7,230	2,685	5,252	6,800
Mauritius and Dependencies . . .	16	11	16	16	11	16,911	8,405	9,167	9,027	7,307
Other British Possessions . . .	13	7	5	13	11	7,024	6,180	3,606	7,160	6,098
TOTAL BRITISH EMPIRE	754	591	227	949	1,037	6,27,503	4,45,558	1,27,105	5,00,646	5,94,472
Maskat Territory and Trucial Oman . . .	42	25	7	15	16	28,436	14,825	1,890	5,727	6,667
Other Native States in Arabia . . .	12	13	5	4	5	8,059	5,935	3,380	2,541	2,361
Egypt	49	43	..	85	135	26,223	22,470
Portuguese East Africa . . .	14	11	10	11	9	13,552	10,306	6,017	5,673	5,582
United States of America— Via Atlantic Coast	46	64	29,412	47,012
„ Pacific „	23	16,337
Other Foreign Countries . . .	14	22	9	10	14	13,561	11,999	5,351	4,128	7,607
TOTAL FOREIGN COUNTRIES	82	70	31	136	174	63,658	43,150	16,773	73,704	1,07,936
Share of Bengal . . .	23	28	17	31	27	13,153	13,065	9,369	9,173	11,020
„ Bombay . . .	311	632	240	981	1,079	6,76,166	4,74,968	1,33,469	6,33,360	6,34,323
„ Sind . . .	1	..	1	70	105	1,122	25	370	31,539	57,118
„ Madras . . .	1	1	..	2	..	800	590	170	228	..
TOTAL	336	661	258	1,084	1,211	6,91,251	4,88,708	1,43,878	5,74,350	7,02,468
Cummin (black) (II. K)—	Tons	Tons	Tons	Tons	Tons					
Straits Settlements . . .	60	45	30	26	24	29,154	10,164	4,468	4,188	3,060
Other British Possessions . . .	16	14	19	31	23	9,436	8,353	6,824	10,332	10,212
TOTAL BRITISH EMPIRE	76	59	49	57	47	32,590	18,517	11,292	14,520	13,272
Java . . .	7	20	10	11	8	3,545	5,314	2,455	1,340	1,676
Other Foreign Countries . . .	1	..	2	1,095	590	788	567	452
TOTAL FOREIGN COUNTRIES	8	20	12	11	8	4,640	5,904	3,243	1,907	2,128
Share of Bengal . . .	31	79	69	57	54	35,357	23,281	13,776	11,131	14,746
„ Bombay . . .	1	..	1	..	1	1,109	1,140	328	426	655
„ Sind . . .	2	..	1	7	..	711	..	420	3,947	..
„ Madras	4	..	53	..	10	930	..
TOTAL	34	79	61	68	55	37,230	24,421	14,534	16,433	15,406
Kennel (II. K)— United Kingdom (including Channel Islands)	51	5,160
Bahrain Islands	13	5,380

GENERAL EXPORTS

(632)

INDIAN MERCHANDISE

No. 11—continued

ARTICLES, AND COUNTRIES OF FINAL DESTINATION; ALSO SHARE OF EACH PROVINCE	QUANTITY					VALUE				
	1930-31	1931-32	1932-33	1933-34	1934-35	1930-31	1931-32	1932-33	1933-34	1934-35
	Tons	Tons	Tons	Tons	Tons	R	R	R	R	R
Seeds—continued										
Oil seeds—continued										
Essential—continued										
Fennel (H. K)—continued										
Ceylon (excluding Maldives).	213	218	232	244	334	83,963	84,775	51,601	64,178	66,387
Straits Settlements . . .	163	120	80	114	75	63,240	42,248	24,156	30,007	47,727
Federated Malay States	2	75	..	808	5,603
Konya Colony	8	10	11	12	10	5,434	3,895	4,510	3,934	3,265
Other British Possessions . .	32	28	64	25	21	17,447	11,765	17,786	10,611	8,847
TOTAL BRITISH EMPIRE	410	384	387	307	401	1,70,074	1,48,138	98,053	1,08,820	1,36,089
Sweden	7	31	17	2,300	11,390	5,950
Germany	22	5,376	..
Italy (including Flume)	31	2	7,068	500
United States of America— Via Atlantic Coast	11	..	30	10	..	5,549	..	8,675	4,383
Other Foreign Countries . . .	7	21	12	13	6	3,799	7,292	4,467	4,750	2,924
TOTAL FOREIGN COUNTRIES	7	32	19	127	35	3,799	12,841	6,767	32,259	13,757
Share of Bengal	5	..	164	33	98	1,227	344	26,385	12,063	18,445
.. Bombay	413	416	342	439	423	1,72,621	1,60,616	78,435	1,33,680	1,31,437
.. Sind	25	20	30
.. Madras	2	5	336	534
TOTAL	423	416	406	524	526	1,78,878	1,60,979	1,04,820	1,46,070	1,50,746
Fenugreek (H. K)—										
United Kingdom (including Channel Islands)	199	5	..	410	1,304	42,294	890	8	43,470	1,80,597
Ceylon (excluding Maldives).	353	315	310	312	392	1,27,077	1,04,424	87,189	86,096	93,801
Straits Settlements	181	171	131	246	162	68,907	60,472	40,339	68,364	57,346
Union of South Africa	17	35	31	36	30	7,228	10,366	7,850	8,065	7,381
Kenya Colony	9	8	11	13	11	5,320	4,076	3,808	4,320	3,651
Anglo-Egyptian Sudan	11	2	6	1	34	3,485	670	2,265	390	9,993
Other British Possessions . . .	22	24	38	25	26	10,840	9,081	10,104	7,025	7,362
TOTAL BRITISH EMPIRE	792	560	527	1,043	2,021	2,65,151	1,89,889	1,51,558	2,16,730	3,60,131
Germany	56	18	8	12,772	2,700	1,230
Italy	1	60	147	5,985
Syria	49	7,875
Egypt	1	29	200	5,035
Other Foreign Countries	23	21	26	34	38	9,364	6,611	6,530	7,024	7,428
TOTAL FOREIGN COUNTRIES	79	39	34	36	167	22,136	9,311	7,760	7,371	26,373
Share of Bengal	17	26	30	19	41	4,563	6,323	3,750	3,298	4,949
.. Bombay	552	573	540	1,057	2,127	2,32,346	1,92,726	1,55,291	2,20,061	3,76,922
.. Sind	1	3	12	251	67	..	742	3,743
.. Madras	1	..	1	..	8	228	34	247	..	890
TOTAL	871	599	561	1,079	2,188	2,87,297	1,99,200	1,59,318	2,24,101	3,86,504
Sawa or oil (H. K)—										
United Kingdom (including Channel Islands)	141	330	310	410	734	31,772	59,775	57,431	59,512	1,07,013
Commonwealth of Australia	1	..	2	102	..	200	..	360	9,500
Other British Possessions . . .	28	26	32	22	24	12,923	11,281	11,709	7,894	8,410
TOTAL BRITISH EMPIRE	169	357	342	434	860	44,695	71,260	69,140	67,766	1,24,923

No. 11—continued

ARTICLES, AND COUNTRIES OF FINAL DESTINATION; ALSO SHARE OF EACH PROVINCE	QUANTITY					VALUE				
	1930-31	1931-32	1932-33	1933-34	1934-35	1930-31	1931-32	1932-33	1933-34	1934-35
Goods—continued						R	R	R	R	R
Oil seeds—continued										
Essential—continued										
Sava or oil (H. K.)—continued	Tons	Tons	Tons	Tons	Tons					
Netherlands	14	25	9	10	10	5,368	4,969	1,521	1,760	2,020
France	27	20	27	8,884	3,380	3,376
United States of America— Via Atlantic Coast	35	44	50	68	55	8,288	7,920	7,525	12,092	11,650
Other Foreign Countries	7	11	26	24	22	8,134	2,786	6,024	4,872	4,482
TOTAL FOREIGN COUNTRIES	83	80	85	122	114	25,659	15,675	15,070	22,104	21,477
Share of Bengal	3	7	7	2	100	410	1,380	1,094	180	9,035
" Bombay	249	430	420	554	374	69,944	85,540	83,116	89,700	1,32,265
" Sind	15
TOTAL	252	437	427	558	974	70,854	86,935	84,210	89,860	1,47,801
Othersorts (H. K.)—	Tons	Tons	Tons	Tons	Tons					
TOTAL BRITISH EMPIRE	4	2	22	17	4	1,269	1,065	7,930	5,803	832
Belgium	35	14	18	9,382	3,887	4,800
France	38	201	9	50	20	10,552	65,505	2,080	10,020	5,445
Italian East Africa (Somal- land and Eritrea)	64	24,808
United States of America— Via Atlantic Coast	121	1,025	1,244	660	184	70,001	4,20,555	8,76,410	1,43,925	58,005
" [Pacific "	24	..	22	6,880	..	5,073
Other Foreign Countries	3	5	6	20	901	1,433	2,595	2,970	4,127
TOTAL FOREIGN COUNTRIES	164	1,293	1,317	730	264	81,454	5,12,306	8,97,297	1,61,802	77,540
Share of Bengal	1	175
" Bombay	155	1,294	1,339	747	264	60,444	5,02,246	4,04,857	1,66,400	77,848
" Sind	3	1	22,234	11,125
" Madras	3	45	..	70	5	347
" Burma	8
TOTAL	168	1,295	1,339	747	268	82,723	5,13,371	4,04,927	1,66,405	78,372
Texas Seeds, Essential—	Tons	Tons	Tons	Tons	Tons					
United Kingdom (including Channel Islands)	243	356	343	953	2,204	76,070	67,427	65,530	1,32,132	3,04,784
Adan and Dependencies	93	82	58	85	76	60,119	36,346	17,887	38,558	28,682
Bahrain Islands	18	1	5	5	1,119	8,763	301	2,773	807
Maldives	1	1	..	9	..	328	198	6,417	201	76
Ceylon (excluding Maldives).	1,209	1,304	1,794	2,628	2,638	5,05,102	4,76,946	8,06,318	6,23,220	6,99,095
Straits Settlements	1,718	1,436	1,354	2,026	1,913	5,90,280	4,84,037	8,27,798	4,61,963	4,11,963
Federated Malay States	31	26	107	132	105	5,376	6,225	18,029	22,677	22,875
Hongkong	32	33	52	32	3	6,366	5,906	9,744	4,520	1,840
Union of South Africa	131	139	173	181	172	89,494	78,426	64,741	59,643	57,465
Zanzibar and Pemba	56	33	29	33	42	49,549	25,318	13,496	24,066	29,059
Kenya Colony	61	85	90	118	97	57,600	48,975	43,441	57,117	47,244
Tanganyika Territory	22	22	26	21	23	22,131	16,807	13,285	12,358	14,486
Anglo-Egyptian Sudan	11	2	6	3	34	3,605	970	2,265	1,620	10,391
Mauritius and Dependencies	98	110	112	132	177	33,977	30,099	26,191	26,454	24,810
Commonwealth of Australia	3	37	25	61	151	1,589	7,538	4,268	10,572	17,178
Island Islands	15	17	22	33	35	10,286	8,826	8,745	8,431	9,393
Other British Possession:	3	3	12	5	6	2,643	3,135	3,983	2,366	2,890
TOTAL BRITISH EMPIRE	3,847	3,704	4,204	6,462	7,724	15,15,634	13,05,242	9,34,117	14,90,956	16,84,067

GENERAL EXPORTS

(634)

INDIAN MERCHANDISE

No. 11—continued

ARTICLES, AND COUNTRIES OF FINAL DESTINATION; ALSO SHARE OF EACH PROVINCE	QUANTITY					VALUE				
	1930-31	1931-32	1932-33	1933-34	1934-35	1930-31	1931-32	1932-33	1933-34	1934-35
	Tons	Tons	Tons	Tons	Tons	R	R	R	R	R
Seeds—continued										
Oil seeds—continued										
Essential—concluded										
Total Seeds, Essential—continued										
Sweden	7	31	17	2,300	11,300	5,050
Germany	61	76	25	36	..	13,035	11,713	5,512	7,308	..
Netherlands	14	25	29	310	10	5,358	4,069	2,600	61,745	2,020
Belgium	10	37	10	10	..	2,500	9,782	4,957	5,314
France	60	208	9	70	47	19,436	77,680	2,030	13,400	8,820
Italy (including Fiume)	32	63	7,215	6,900
Syria	2	2	1	51	575	2,010	430	532	9,095
Maskat Territory and Trucial Oman	65	40	18	30	23	37,809	21,421	6,507	10,296	9,799
Other Native States in Arabia	38	43	42	30	30	20,467	16,406	14,186	10,777	9,284
Java	91	36	83	46	106	11,220	10,002	12,767	5,448	15,058
Siam	8	8	12	5	1	5,847	4,928	4,094	1,796	156
Egypt	3	3	6	95	102	1,720	1,492	3,374	35,492	35,541
Portuguese East Africa	34	89	35	40	42	20,868	23,354	14,387	14,568	13,423
Italian East Africa (Somaland and Eritrea)	15	70	7	5	18	9,892	28,948	3,619	3,493	7,125
United States of America— Vid Atlantic Coast	158	1,080	1,304	929	330	78,284	4,34,024	3,85,945	1,08,984	1,24,233
" Pacific "	24	..	45	..	10	6,880	..	21,410
Other Foreign Countries	21	13	24	8	25	13,270	5,906	6,483	4,967	7,033
TOTAL FOREIGN COUNTRIES	536	1,713	1,664	1,583	929	2,44,181	6,45,358	4,80,905	3,92,357	2,81,161
Share of Bengal	796	773	1,179	1,577	2,674	1,44,321	1,52,929	1,97,195	1,98,937	3,23,616
" Bombay	3,034	4,108	3,237	6,099	5,212	15,19,760	16,91,101	10,40,866	14,30,947	14,97,130
" Sind	8	1	3	31	118	26,498	12,231	1,471	39,763	61,535
" Madras	199	397	502	833	433	34,676	68,787	1,12,400	1,16,911	62,846
" Burma	346	133	497	405	166	35,060	35,552	63,090	40,405	20,031
TOTAL	4,383	5,417	5,868	8,045	8,653	17,69,815	19,50,600	14,16,022	18,83,013	19,65,258
Non-essential—										
Castor (H. K)—										
United Kingdom (including Channel Islands)	19,556	23,237	22,732	27,092	26,380	33,22,784	33,63,690	33,27,507	32,67,816	30,60,317
Palestine	50	5,432
Commonwealth of Australia	239	1,166	963	860	1,850	34,992	1,52,339	1,18,288	92,965	1,79,401
New Zealand	100	13,580
Other British Possessions	8	1	3	6	1	1,205	253	1,024	433	431
TOTAL BRITISH EMPIRE	19,003	24,404	23,798	27,967	28,281	33,58,931	35,16,282	34,60,394	33,61,214	32,54,581
Estonia	50	5,000
Poland (including Danzig)	169	100	20,326	11,960
Germany	1,471	925	1,562	4,472	3,273	2,59,230	1,32,047	2,19,236	5,49,750	3,70,453
Netherlands	1,376	3,240	1,52,271	3,79,733
Belgium	5,145	4,069	4,010	300	..	8,30,532	6,14,318	5,88,650	37,345	..
France	16,027	20,280	16,788	13,025	9,180	29,46,078	30,91,825	24,14,425	16,24,017	11,65,271
Spain	3,250	2,050	2,303	2,325	2,326	5,24,987	2,36,820	3,85,984	2,62,559	3,42,938
Portugal (including Azores and Madeira)	300	27,160	..
Italy (including Fiume)	6,496	12,104	6,176	7,890	5,058	11,53,301	17,67,468	9,00,122	9,60,046	5,70,700
Hungary	49	11,845
Greece	310	300	369	135	190	49,012	37,726	49,688	17,765	22,498
Philippines	50	6,240
Japan	1	3,987	1,900	..	500	200	5,43,111	2,86,799	..	42,223

No. 11—continued

ARTICLES, AND COUNTRIES OF FINAL DESTINATION; ALSO SHARE OF EACH PROVINCE	QUANTITY					VALUE				
	1930-31	1931-32	1932-33	1933-34	1934-35	1930-31	1931-32	1932-33	1933-34	1934-35
Seeds—continued						R	R	R	R	R
Oil seeds—continued										
<i>Non-essential—continued</i>										
<i>Castor (II. K.)—continued</i>	Tons	Tons	Tons	Tons	Tons					
Egypt	1,068	..	50	2,267	..	1,28,405	..	4,875	2,46,560
Portuguese East Africa	200	20,750	..
United States of America—										
Vid Atlantic Coast	34,179	34,748	28,434	23,451	13,983	57,24,348	48,40,656	40,89,053	20,14,863	16,96,196
" Pacific "	4,340	1	7,38,622	170
Other Foreign Countries	4
TOTAL FOREIGN COUNTRIES	71,219	79,570	62,092	53,592	40,468	1,22,26,310	1,14,53,211	89,40,247	66,91,717	48,63,605
Share of Bengal	2,573	10,391	3,347	1,124	3,745	3,95,036	12,99,570	4,52,319	1,12,859	8,15,063
" Bombay	47,136	60,142	49,359	33,626	25,164	80,04,328	89,03,783	70,40,160	40,56,896	30,91,862
" Sind	36	34	47	49	174	5,150	4,251	6,636	10,159	23,027
" Madras	41,279	33,407	33,107	46,720	34,868	71,80,727	47,66,889	49,01,537	57,79,917	41,78,234
TOTAL	91,022	103,974	85,890	81,550	68,749	1,55,85,241	1,49,69,493	1,24,00,641	99,52,981	81,08,186
Copra or coconut kernel (II. K.)—	Tons	Tons	Tons	Tons	Tons					
TOTAL BRITISH EMPIRE	15	4	1	6	12	4,843	2,465	1,113	2,247	3,662
Iraq	22	18	30	23	43	10,850	8,472	11,786	7,254	12,597
Iran	19	2	10,082	950
Other Foreign Countries . .	13	3	4	4	4	8,284	2,740	3,232	3,228	3,824
TOTAL FOREIGN COUNTRIES	54	23	34	27	47	28,716	12,162	15,017	10,482	10,421
Share of Bengal	125	500	35
" Bombay	56	26	35	32	56	30,458	13,676	16,243	11,688	17,917
" Sind	3	1	3	1,437	342	770	1,036	2,101
" Madras	117
" Burma	10	1	1,460	150	..	5	30
TOTAL	69	27	35	33	50	33,550	14,027	16,130	12,720	20,083
Cotton (II. K.)—	Tons	Tons	Tons	Tons	Tons					
United Kingdom (including										
Channel Islands)	40,538	10,745	1,500	3,334	..	21,88,128	5,20,412	85,000	1,80,026	1
Ceylon (excluding Maldives)	801	894	688	736	588	87,255	72,368	56,672	52,671	34,708
Other British Possessions . .	5	8	1	..	27	1,050	1,342	100	..	2,878
TOTAL BRITISH EMPIRE	41,344	11,647	2,189	4,070	615	22,71,483	5,94,142	1,41,772	2,41,697	37,587
Spain	200	25,128
Egypt	1,500	82,500	..
Other Foreign Countries . .	6	8	..	5	21	2,374	1,007	139	556	1,431
TOTAL FOREIGN COUNTRIES	6	8	200	1,505	21	2,374	1,007	25,267	83,056	1,431
Share of Bengal	1,650
" Bombay	40,825	10,945	1,638	4,975	34	22,31,244	5,46,312	1,01,762	2,57,893	3,976
" Sind	6	1	..	18	180	711	163	70	1,189	11,176
" Madras	519	677	751	570	302	40,190	46,974	65,318	31,376	18,854
" Burma	32	..	19	120	12	1,200	..	303	5,012
TOTAL	41,350	11,655	2,389	5,575	636	22,73,807	6,05,149	1,67,034	3,24,773	29,018

GENERAL EXPORTS

INDIAN MERCHANDISE

(636)

No. II—continued

ARTICLES, AND COUNTRIES, OF FINAL DESTINATION; ALSO SHARE OF EACH PROVINCE	QUANTITY					VALUE				
	1930-31	1931-32	1932-33	1933-34	1934-35	1930-31	1931-32	1932-33	1933-34	1934-35
	Tons	Tons	Tons	Tons	Tons	Rs	Rs	Rs	Rs	Rs
<i>Seeds—continued</i>										
<i>Oil seeds—continued</i>										
<i>Non-essential—continued</i>										
<i>Groundnuts (II. K)—</i>										
United Kingdom (including Channel Islands)	47,159	77,933	31,643	52,821	134,196	71,52,358	1,14,71,350	57,71,510	66,54,538	1,70,09,851
Palestine	58	90	1,088	4,947	2,059	15,181	20,619	1,46,973	5,75,508	2,49,188
Aden and Dependencies	45	86	39	37	85	14,294	11,197	11,013	9,852	9,647
Ceylon (excluding Maldives)	486	523	389	637	626	62,612	46,438	32,508	35,790	33,192
Straits Settlements	2	193	67	674	3,475	630	13,972	8,787	75,850	3,29,446
Federated Malay States	132	205	10	16,395	26,110
Union of South Africa	900	1,400	700	950	700	98,625	2,06,375	1,28,500	1,01,620	81,375
Mauritius and Dependencies	120	..	1	21	36	21,800	..	132	1,694	3,868
Canada— Via Atlantic Coast	4	285	650	16,399
British West India Islands (excluding Bahamas)	..	18	17	3	3,693	6,070	550	..
Commonwealth of Australia	672	916	18,019	1,28,051
Other British Possessions	9	10	13	18	22	2,641	2,226	2,490	3,719	4,964
TOTAL BRITISH EMPIRE	48,779	80,203	33,951	60,916	142,497	73,68,141	1,17,75,876	61,07,169	75,47,760	1,79,21,600
<i>Poland (including Danzig).</i>	1,550	1,36,520
Sweden	2,000	4,712	..	818	..	2,34,950	3,96,876	..	1,21,920	..
Norway	9,514	4,989	2,496	2,900	6,201	14,69,070	9,01,849	3,87,215	2,67,712	6,59,288
Denmark	900	4,133	1,501	6,818	5,896	1,72,920	5,47,550	2,43,910	7,76,736	5,95,506
Germany	119,707	121,751	48,129	97,249	65,116	2,00,51,555	1,76,00,394	75,80,113	1,18,17,219	72,70,266
Netherlands	107,350	147,192	87,474	100,855	114,813	2,67,06,743	2,10,55,888	1,37,61,629	1,21,78,460	1,26,60,701
Belgium	2,229	4,457	8,627	13,491	19,951	3,86,799	6,89,470	13,94,289	14,19,458	15,11,278
France	172,232	223,241	219,447	188,080	99,292	2,87,38,440	3,53,42,651	3,67,63,458	2,32,97,705	1,16,87,807
Spain	550	100	79,249	13,000
Portugal (including Azores and Madeira)	3,709	4,21,074
Italy (including Fiume)	76,975	80,344	23,214	72,413	54,370	1,13,02,785	1,28,52,823	44,32,219	88,89,410	59,88,246
Austria	26	22	6,570	3,139
Greece (including Crete)	10	35	10	268	325	1,087	9,920	2,050	49,145	56,716
Syria	142	95	49	182	61	43,293	27,732	12,955	46,288	11,755
Mascat Territory and Trucial States	25	5	9	24	18	5,116	1,080	2,041	3,978	2,786
Other Native States in Arabia	21	40	33	40	32	6,439	10,091	3,504	7,617	6,867
Iraq	44	40	41	62	61	10,827	10,105	11,300	12,151	11,663
Iran	10	1	2,172	260
Egypt	76	592	3,026	1,916	3,299	20,105	1,24,927	4,93,438	2,41,415	3,89,261
United States of America— Via Atlantic Coast	1	1,100	28	320	25	..	1,30,707	6,500
Argentine Republic (including the Atlantic Coast of Patagonia)	522	72,560
Other Foreign Countries	1	21	5	14	5	461	5,168	1,575	3,765	741
TOTAL FOREIGN COUNTRIES	552,425	591,770	399,061	485,630	368,697	8,93,10,559	8,95,92,706	6,51,14,095	5,87,63,706	4,19,62,589
<i>Share of Bengal</i>	20	3	51	2,810	421	3,150
.. Bombay	143,367	176,024	82,994	91,073	74,677	2,31,53,059	3,38,87,273	1,52,23,546	1,13,30,771	92,89,428
.. Sind	113	8	49	[96	54	20,973	1,787	9,358	16,814	9,332
.. Madras	457,204	495,911	349,968	455,337	436,350	7,35,01,828	7,11,74,594	5,59,37,759	5,44,60,737	4,99,76,103
.. Burma	..	27	7	40	62	40	4,597	603	4,144	6,271
TOTAL	601,204	671,973	438,012	546,540	511,194	9,66,78,700	10,19,68,582	7,12,21,864	6,63,11,466	5,92,84,189
<i>Wheat (II. K) —</i>										
United Kingdom (including Channel Islands)	57,805	14,133	14,970	176,426	103,784	1,24,09,682	16,46,682	16,54,832	2,01,34,771	1,28,40,984

ARTICLES, AND COUNTRIES OF FINAL DESTINATION; ALSO SHARE OF EACH PROVINCE	QUANTITY					VALUE				
	1930-31	1931-32	1932-33	1933-34	1934-35	1930-31	1931-32	1932-33	1933-34	1934-35
Seeds—continued						R	R	R	R	R
Oil seeds—continued										
Non-essential—continued										
Linseed (II. K)—continued	Tons	Tons	Tons	Tons	Tons					
Kenya Colony	1	2	..	40	50	152	462	45	5,454
Commonwealth of Australia	10,970	10,088	9,415	11,958	21,442	21,91,836	11,55,408	10,18,780	13,60,484	26,97,226
Canada—										
Vid Atlantic Coast	7,141	9,22,006
New Zealand	100	23,179
Fiji Islands	200	21,840
Other British Possessions	17	26	30	30	33	6,025	6,911	5,582	5,576	6,559
TOTAL BRITISH EMPIRE	68,692	24,398	23,717	188,413	182,440	1,46,29,172	23,30,978	23,79,656	2,14,90,876	1,63,78,129
Norway	250	250	200	28,078	21,801	23,178
Poland (including Danzig)	100	12,500	..
Germany	10,649	9,844	9,480	10,316	5,421	23,33,380	13,64,148	13,81,562	13,35,057	7,09,400
Netherlands	22,799	400	200	8,984	700	52,00,730	45,017	32,148	5,23,792	87,612
Belgium	13,223	700	345	10,204	824	28,68,229	90,594	30,745	12,66,716	1,08,722
France	21,980	44,213	21,611	42,603	13,714	52,68,997	55,21,450	25,01,495	51,23,695	10,94,157
Spain	8,645	3,849	1,650	9,100	3,567	17,64,435	5,33,677	2,09,115	10,53,215	4,31,893
Portugal (including Azores and Madeira)	400	40,000
Italy (including Fiume)	32,929	14,619	10,578	21,690	10,118	72,64,158	23,76,057	18,13,639	31,25,476	13,00,936
Bulgaria	100	17,723
Greece (including Crete)	2,975	3,100	2,980	6,204	4,624	5,56,077	3,42,981	3,17,001	6,05,307	5,63,610
Japan	2,854	6,259	150	1,404	..	5,98,282	7,46,002	17,018	1,68,429	..
Egypt	68,945	12,788	1,028	38	1,552	1,35,99,164	14,53,745	1,16,610	4,326	1,86,524
United States of America—										
Vid Atlantic Coast	200	83,981	64,798	24,000	1,08,61,737	84,53,759
" Pacific "	50	..	600	6,080	..	68,505	..
Other Foreign Countries	8	3	1	1	7	1,432	609	641	296	1,518
TOTAL FOREIGN COUNTRIES	189,107	95,886	48,473	190,455	105,025	3,94,77,607	1,24,80,340	64,31,097	2,42,60,252	1,36,02,017
Share of Bengal	153,898	75,589	47,166	138,627	96,605	3,12,15,290	85,68,073	52,23,788	3,08,13,673	1,17,92,342
" Bombay	102,901	44,703	25,024	134,718	1,30,317	2,28,71,489	67,43,245	33,86,965	2,43,14,894	1,67,97,630
" Madras	5,523	11,443	6,22,561	13,85,721
TOTAL	256,799	120,288	72,190	378,868	238,365	5,41,06,779	1,53,11,318	91,10,753	4,57,51,128	2,99,75,746
MOWA or Mowra (II. K)—										
United Kingdom (including Channel Islands)	100	..	25	10,014	..	4,700
Other British Possessions	15	..
TOTAL BRITISH EMPIRE	100	..	25	10,014	..	4,700	15	..
Netherlands	200	20,000
Belgium	1,130	..	146	1,19,795	..	16,874
TOTAL FOREIGN COUNTRIES	1,330	..	146	1,39,795	..	16,874
Share of Bombay	1,225	..	171	1,26,089	..	21,574	15	..
" Madras	205	23,720
TOTAL	1,430	..	171	1,49,809	..	21,574	15	..
Mustard (II. K)—										
United Kingdom (including Channel Islands)	30	10	20	20	39	8,759	2,648	3,802	8,362	6,525
Ceylon (excluding Maldives)	92	100	61	312	82	19,857	15,039	8,982	26,290	12,289
Straits Settlements	59	29	42	74	27	19,304	9,809	13,324	20,494	8,626
Mauritius and Dependencies	27	22	31	38	24	9,397	8,186	7,314	7,320	4,230
Other British Possessions	62	47	58	49	68	20,460	12,381	13,786	11,510	13,083
TOTAL BRITISH EMPIRE	270	208	212	397	240	77,256	43,153	48,268	68,976	44,769

GENERAL EXPORTS

(638)

INDIAN MERCHANDISE

No. 11—continued

ARTICLES, AND COUNTRIES OF FINAL DESTINATION; ALSO SHARE OF EACH PROVINCE	QUANTITY					VALUE				
	1930-31	1931-32	1932-33	1933-34	1934-35	1930-31	1931-32	1932-33	1933-34	1934-35
Seeds—continued						R	R	R	R	R
Oil seeds—continued										
Non-essential—continued										
Mustard (H. K.)—continued	Tons	Tons	Tons	Tons	Tons					
Germany	246	306	446	337	301	62,566	67,598	69,860	52,338	52,507
Netherlands	84	164	194	237	265	19,764	33,878	32,110	35,445	43,992
Belgium	369	521	801	324	274	91,203	97,107	1,16,396	44,322	46,940
France	1,466	1,528	1,870	1,995	1,562	3,80,564	3,48,310	3,20,715	3,12,500	2,78,941
Italy (including Fiume)	103	5	5	13,625	860	800
United States of America— Via Atlantic Coast	100	72	26	101	124	16,500	10,729	3,775	14,000	26,588
Other Foreign Countries	3	3	3	2	591	1,394	1,333	953	456
TOTAL FOREIGN COUNTRIES	2,265	2,594	3,443	3,002	2,533	5,71,187	5,59,516	5,57,223	4,60,864	4,45,224
Share of Bengal	89	59	51	54	42	18,355	9,353	8,550	7,916	5,730
„ Bombay	2,142	2,331	3,026	2,716	2,368	5,75,157	5,30,949	5,37,066	4,52,339	4,31,698
„ Sind	144	414	528	426	392	21,405	52,732	63,478	46,318	45,501
„ Madras	160	98	52	193	51	33,554	14,619	6,997	23,245	7,039
„ Burma	2	16	..	22	25
TOTAL	2,536	2,802	3,655	3,389	2,773	6,48,473	6,07,069	6,06,091	5,29,840	4,89,993
Niger (H. K.)—										
United Kingdom (including Channel Islands)	471	336	377	331	244	74,943	42,032	45,115	55,880	20,984
Other British Possessions	31	2	6	4	11	4,820	490	1,110	740	2,143
TOTAL BRITISH EMPIRE	502	338	383	335	255	79,763	42,572	46,225	56,620	23,127
Germany	897	831	1,460	1,265	830	1,31,791	99,027	1,81,459	1,25,998	63,141
Netherlands	199	178	200	269	140	25,002	22,435	27,444	29,083	11,824
Belgium	347	164	178	264	197	53,094	21,743	25,886	28,222	19,421
Italy (including Fiume)	100	1	25,000	12	147
United States of America— Via Atlantic Coast	8	42	87	59	146	1,782	7,022	17,330	9,288	20,971
Other Foreign Countries	5	5	65	20	225	668	750	7,146	2,003
TOTAL FOREIGN COUNTRIES	1,551	1,210	1,930	1,912	1,334	2,36,394	1,50,885	2,52,863	1,97,744	1,17,407
Share of Bengal	1	1	3	180	50	140	130	581
„ Bombay	539	348	475	248	173	1,09,606	54,362	82,918	36,175	24,874
„ Madras	1,514	1,300	1,337	1,998	1,413	2,06,371	1,39,015	2,16,030	1,93,059	1,16,979
TOTAL	2,068	1,548	2,313	2,247	1,589	2,16,657	1,93,457	2,99,088	2,34,364	1,40,584
Poppy (H. K.)—										
United Kingdom (including Channel Islands)	5	44	..	25	..	1,085	6,585	..
Ceylon (excluding Maldives).	20	16	19	16	14	8,915	6,886	6,468	4,857	3,557
Straits Settlements	80	68	50	77	29	33,895	23,114	14,193	21,665	5,840
Other British Possessions	7	17	9	8	12	5,901	5,447	4,178	4,266	3,445
TOTAL BRITISH EMPIRE	107	103	83	145	55	48,736	35,397	25,924	37,373	13,143
Denmark	172	143	..	1,940	..	33,162	25,881	..
Germany	189	1	204	95	..	55,167	270	36,392	16,650	..
Netherlands	1	125	80	270	32,281	15,916	..
France	200	104	75	403	..	55,000	16,575	16,312	79,620	..

No. 11—continued

ARTICLES, AND COUNTRIES OF FINAL DESTINATION; ALSO SHARE OF EACH PROVINCE	QUANTITY					VALUE				
	1930-31	1931-32	1932-33	1933-34	1934-35	1930-31	1931-32	1932-33	1933-34	1934-35
Seeds—continued						R	R	R	R	R
Oil seeds—continued										
Non-essential—continued										
Poppy (H. K)—continued										
Japan	Tons ..	Tons ..	Tons ..	Tons 66	Tons	9,590	..
United States of America—										
Via Atlantic Coast . .	42	16	30	30	20	10,218	2,925	5,200	4,800	4,400
Other Foreign Countries .	7	3	3	2	..	2,288	1,078	1,460	649	338
TOTAL FOREIGN COUNTRIES .	445	125	609	818	20	1,24,603	21,118	1,29,807	1,52,000	4,738
Share of Bengal	35	15	19	67	10	9,684	3,991	4,022	10,571	1,607
" Bombay	455	213	673	798	64	1,41,966	62,509	1,51,709	1,60,039	16,207
" Sind	72	98	1	21,089	15	..	19,313	173
TOTAL	552	228	692	663	75	1,73,339	36,516	1,55,731	1,89,973	17,886
Rape (H. K)—										
United Kingdom (including Channel Islands)	10,023	14,443	10,880	19,710	12,171	14,86,918	19,02,270	13,91,412	20,88,170	13,72,511
Ceylon (excluding Maldives). .	172	362	410	223	318	59,150	1,15,880	1,08,430	62,467	70,621
Straits Settlements	118	105	71	75	60	43,874	36,620	20,284	21,174	20,220
Commonwealth of Australia .	..	69	15	..	10,104	2,195
Other British Possessions . .	23	33	25	14	34	9,103	10,158	7,212	2,553	8,622
TOTAL BRITISH EMPIRE	10,936	15,012	11,186	20,027	12,598	15,97,945	20,76,032	15,27,338	21,75,364	14,74,109
Norway	1,000	800	800	1,200	..	1,83,000	1,04,000	96,024	1,27,261	..
Germany	2,325	4,026	9,058	9,779	4,194	3,99,158	5,25,134	12,28,432	10,90,583	4,54,979
Netherlands	3,825	3,752	11,550	14,531	6,945	6,24,540	11,82,027	16,62,708	16,15,766	7,90,272
Belgium	1,825	1,250	2,525	4,348	2,604	3,00,205	1,65,220	3,24,795	4,91,628	2,90,235
France	10,642	5,613	8,305	11,073	5,193	17,40,189	7,21,600	10,41,446	12,51,579	6,01,432
Spain	260	100	250	1,074	810	38,800	11,000	32,970	1,19,244	93,718
Italy (including Fiume) . . .	1,700	18,038	70,497	9,672	3,433	2,64,000	25,64,028	94,09,755	10,85,071	3,36,055
Japan	100	100	14,110	13,952
United States of America—										
Via Atlantic Coast	325	176	275	1,755	1,142	62,760	24,247	35,500	1,80,308	1,44,318
" Pacific "	14	2,827
Other Foreign Countries . .	5	1	..	4	1	1,006	240	97	626	317
TOTAL FOREIGN COUNTRIES . . .	21,907	39,856	103,360	53,436	24,336	36,18,738	52,61,066	1,38,45,707	59,68,066	27,65,104
Share of Bengal	60	171	103	7	16	9,709	23,892	14,532	946	2,375
" Bombay	332	365	3,014	1,390	695	2,10,217	2,17,900	4,84,852	2,21,433	1,37,971
" Sind	31,951	52,797	111,374	71,765	38,143	49,96,757	70,90,196	1,48,66,439	78,89,082	40,88,933
" Madras	35	55	301	80	..	4,710	7,233	31,969	9,994
TOTAL	32,843	53,868	114,546	73,463	36,934	52,16,683	78,86,698	1,53,73,105	81,43,430	42,39,273
Sesamum (oil or linseed) (H. K)—										
Palestine	86	201	10	18,456	20,184	1,330
Aden and Dependencies	250	218	38	243	491	84,788	59,298	9,020	54,637	1,07,327
Ceylon (excluding Maldives). .	133	317	416	802	680	27,122	73,661	94,224	1,62,501	1,19,918
Straits Settlements	6	339	451	605	52	2,000	71,701	77,122	55,823	7,636
Hongkong	126	20	14	25,578	4,076	1,053	..
Other British Possessions . . .	15	11	81	50	50	4,905	3,185	7,914	7,385	8,409
TOTAL BRITISH EMPIRE	404	1,011	1,042	1,915	1,283	1,18,815	2,33,323	2,10,812	3,10,693	2,44,680

GENERAL EXPORTS
INDIAN MERCHANDISE

(640)

No. 11—continued

ARTICLES, AND COUNTRIES OF FINAL DESTINATION; ALSO SHARE OF EACH PROVINCE	QUANTITY					VALUE				
	1930-31	1931-32	1932-33	1933-34	1934-35	1930-31	1931-32	1932-33	1933-34	1934-35
Seeds—continued										
Oil seeds—continued						R	R	R	R	R
Non-essential—continued sesamum (oil or jinjh) (H. K.) —continued	Tons	Tons	Tons	Tons	Tons					
Germany	900	200	385	110	..	1,53,090	36,000	55,080	14,480
Netherlands	775	600	1,20,985	1,17,000
Belgium	400	3	..	64,084	70	..	676
France	90	188	167	62	..	18,500	31,251	23,454	9,040
Portugal (including Azores and Madeira)	200	36,000
Italy (including Fiume)	12	3,401	4,590	8,454	783	1,875	6,19,212	7,76,704	11,12,056	95,189
Greece (including Crete)	20	..	168	3,644	..	22,300
Syria	5	118	224	10	..	1,400	9,145	40,149	2,580
Native States in Arabia other than Maskat Territory and Trucial Oman	548	729	443	697	1,007	1,97,102	2,12,402	1,30,544	1,60,987	2,21,692
Japan	117	1	..	20,520	192
Egypt	131	160	2,763	3,273	568	26,000	44,380	5,30,524	4,68,184	77,982
Italian East Africa (Somal- land and Eritrea)	7	56	80	1,510	14,175	20,312
United States of America—										
<i>Via Atlantic Coast</i>	1,127	106	54	89	..	1,56,004	28,069	12,210	23,927
<i>" Pacific "</i>	3,596	..	5	64	..	6,60,287	..	1,920	10,938
Other Foreign Countries	21	12	45	31	14	4,637	1,806	12,640	5,504	2,407
TOTAL FOREIGN COUNTRIES	712	11,311	9,230	13,346	2,062	2,29,664	20,71,380	17,39,101	19,08,719	5,08,214
Share of Bengal	2	600	65	11	3	370	98,314	10,575	1,370	1,656
<i>" Bombay</i>	<i>908</i>	<i>11,138</i>	<i>9,321</i>	<i>14,382</i>	<i>3,719</i>	<i>3,06,235</i>	<i>20,91,556</i>	<i>18,70,302</i>	<i>21,08,515</i>	<i>6,73,007</i>
<i>" Sind</i>	<i>118</i>	<i>514</i>	<i>72</i>	<i>308</i>	<i>349</i>	<i>25,297</i>	<i>1,07,723</i>	<i>15,592</i>	<i>48,857</i>	<i>53,801</i>
<i>" Madras</i>	<i>34</i>	<i>10</i>	<i>56</i>	<i>14</i>	<i>99</i>	<i>16,347</i>	<i>1,345</i>	<i>9,003</i>	<i>1,387</i>	<i>14,833</i>
<i>" Burma</i>	<i>4</i>	<i>60</i>	<i>308</i>	<i>646</i>	<i>70</i>	<i>680</i>	<i>10,365</i>	<i>44,441</i>	<i>59,283</i>	<i>9,647</i>
TOTAL	1,110	12,322	10,322	15,261	4,246	3,48,479	23,09,703	19,69,913	22,19,412	7,52,894
Tea (H. K.)—	Tons	Tons	Tons	Tons	Tons					
Straits Settlements	16	10	4	43,560	27,362	10,800
Federated Malay States	7	3	23,800	10,473	2,706
Kenya Colony	17	16	9	..	6	99,962	77,667	47,793	..	31,500
Tanganyika Territory	4	3	4	24,112	11,453	12,403
Other British Possessions	1,080	..	750	..
TOTAL BRITISH EMPIRE	44	31	17	..	6	1,91,434	1,27,985	73,701	750	31,500
U. S. S. R.—										
Southern	397	320	5,41,825	3,57,775
Pacific Ports (in Asia)	58	63,250
Sumatra	74	13	2	1,49,292	32,854	5,064
Java	20	27	48	43,458	59,481	41,125
Egypt	106	169	1,59,887	1,76,085
Portuguese East Africa	10	6	2	30,050	16,100	4,780	..	50
Other Foreign Countries	2	1	1	4,450	5,113	2,990
TOTAL FOREIGN COUNTRIES	609	600	48	9,28,962	7,10,658	58,918	..	50
Share of Bengal	627	609	52	9,78,422	7,36,240	65,218	750	50
<i>" Bombay</i>	<i>21</i>	<i>18</i>	<i>13</i>	<i>..</i>	<i>6</i>	<i>1,26,699</i>	<i>88,883</i>	<i>60,196</i>	<i>..</i>	<i>31,500</i>
<i>" Madras</i>	<i>6</i>	<i>4</i>	<i>..</i>	<i>..</i>	<i>..</i>	<i>15,275</i>	<i>13,520</i>	<i>2,305</i>	<i>..</i>	<i>..</i>
TOTAL	653	631	65	..	6	11,20,396	8,38,843	1,27,619	750	31,500

No. 11—continued

ARTICLES, AND COUNTRIES OF FINAL DESTINATION; ALSO SHARE OF EACH PROVINCE	QUANTITY					VALUE				
	1930-31	1931-32	1932-33	1933-34	1934-35	1930-31	1931-32	1932-33	1933-34	1934-35
	Tons	Tons	Tons	Tons	Tons	₹	R	R	R	R
Seeds—continued										
Oil seeds—continued										
Non-essential—continued										
Other sorts (II. K)—										
United Kingdom (including Channel Islands)	108	190	276	166	147	21,430	20,085	27,840	23,181	20,490
Other British Possessions	8	12	22	43	6	3,945	4,226	4,685	6,050	3,456
TOTAL BRITISH EMPIRE	171	202	298	209	153	25,384	25,211	32,425	29,181	23,916
Germany	18	..	176	1,780	32	16,917	647	25,627	1,04,099	8,484
Netherlands	75	2,258	282	4,202	181	6,125	1,09,220	30,907	5,12,008	20,920
Belgium	224	398	316	557	352	20,983	30,302	32,230	61,441	26,680
France	75	188	75	..	24	6,625	20,782	9,400	..	2,445
Spain	25	44	4	5	128	3,940	6,470	400	600	14,313
Italy (including Fiume)	49	8,668
Portuguese East Africa	49	..	44	216	244	4,214	42	5,656
United States of America— Via Atlantic Coast	1	1,142	4	480	1,71,834	1,173
„ Pacific „	4	100	..	810	4
Other Foreign Countries	11	9	2	9	9	4,667	3,068	1,381	33,166	2,270
TOTAL FOREIGN COUNTRIES	477	2,847	904	7,699	774	68,141	2,75,953	1,04,588	9,45,400	78,845
Share of Bengal	49	32	196	4,314	2,061	80
„ Bombay	642	3,042	1,122	7,883	918	77,644	2,93,237	1,23,397	9,62,666	1,00,376
„ Sind	1,600	..	15
„ Madras	6	7	30	32	9	14,381	7,532	3,647	6,156	2,306
„ Burma	1	21	200	140	3,798	..
TOTAL	648	3,049	1,202	7,908	927	93,525	8,01,164	1,37,013	9,74,671	1,02,761
Total Seeds, non-essential—										
United Kingdom (including Channel Islands)	176,250	141,027	81,528	276,946	276,961	2,66,67,300	1,89,70,125	1,23,12,803	3,23,03,759	3,43,40,137
Palestine	53	90	1,109	5,148	2,115	15,181	20,649	1,65,429	6,04,762	2,56,775
Aden and Dependencies	314	237	77	283	555	1,06,527	78,397	21,038	65,736	1,23,502
Bahrain Islands	15	14	14	28	33	4,276	4,125	3,425	5,438	7,158
Ceylon (excluding Maldives)	1,721	2,323	1,997	2,652	2,324	2,69,193	3,39,021	3,10,778	3,49,348	2,70,307
Straits Settlements	287	750	698	1,546	3,648	1,45,503	1,84,664	1,46,951	1,93,627	3,73,021
Federated Malay States	27	18	23	163	243	27,830	13,150	7,674	20,332	31,304
Hongkong	12	130	35	17	6	2,067	20,060	6,521	1,585	1,177
Union of South Africa	920	1,423	724	981	731	1,11,227	2,15,155	1,35,520	1,09,611	90,336
Kenya Colony	24	23	36	8	52	1,05,007	81,277	54,632	3,507	39,725
Tanganyika Territory	4	6	5	2	1	25,229	12,953	13,313	801	707
Mauritius and Dependencies	162	43	52	67	81	36,904	16,706	12,414	12,864	13,426
Canada— Via Atlantic Coast	45	..	15	5	7,394	3,175	..	4,000	860	6,71,487
British West India Islands (excluding Bahamas)	6	27	23	7	5	1,380	5,207	6,289	1,270	693
Commonwealth of Australia	11,210	11,275	10,382	13,502	24,229	22,26,588	13,19,166	11,37,803	15,27,443	29,03,153
New Zealand	100	..	106	1	2	23,389	80	14,320	170	390
Fiji Islands	..	200	40	21,852	20	40	130
Other British Possessions	12	15	18	20	40	5,569	4,659	6,482	6,623	8,435
TOTAL BRITISH EMPIRE	101,167	157,561	96,002	304,390	318,435	2,97,81,897	2,13,12,416	1,43,59,407	3,53,92,766	3,94,45,868

GENERAL EXPORTS

(642)

INDIAN MERCHANDISE

No. 1—continued

ARTICLES, AND COUNTRIES OF FINAL DESTINATION; ALSO SHARE OF EACH PROVINCE	QUANTITY					VALUE				
	1930-31	1931-32	1932-33	1933-34	1934-35	1930-31	1931-32	1932-33	1933-34	1934-35
	Tons	Tons	Tons	Tons	Tons	R	R	R	R	R
Seeds—continued										
Oil seeds—concluded										
Non-essential—concluded										
Total Seeds, non-essential—continued										
Union of Socialist Soviet Republics—										
Southern	397	320	5,41,825	3,57,775
Pacific Ports (in Asia)	58	83,250
Estonia	50	600	..	5,000
Sweden	2,005	4,712	..	820	..	2,36,200	3,06,875	..	1,22,310	..
Norway	10,514	5,789	3,546	3,750	6,401	16,57,070	10,05,849	5,11,312	4,10,274	6,82,464
Denmark	907	4,133	1,073	6,061	5,896	1,73,960	5,47,550	2,82,072	8,02,167	5,96,506
Poland (including Danzig)	269	1,650	32,826	1,48,430
Germany	135,592	138,584	70,705	125,673	79,277	2,33,16,413	1,90,43,255	1,07,03,739	1,52,37,330	89,38,662
Netherlands	194,532	159,720	100,635	125,533	128,284	3,26,02,902	2,26,09,489	1,56,00,315	1,50,63,655	1,39,05,054
Belgium	24,492	12,009	16,948	29,478	13,205	46,70,980	17,79,837	25,30,148	33,47,632	20,00,946
France	225,622	295,212	268,359	257,361	129,017	3,91,35,893	4,50,88,853	4,31,33,791	3,17,14,746	1,54,36,597
Spain	12,730	6,143	4,907	12,504	7,331	24,11,411	8,50,967	6,53,592	14,35,613	8,82,862
Portugal (including Azores and Madeira)	200	200	4,109	36,000	27,160	4,61,074
Italy (including Trieste)	118,263	128,506	120,164	120,124	70,768	2,00,20,298	2,01,69,578	1,73,40,114	1,40,72,871	82,93,973
Austria	26	22	6,570	3,189
Hungary	49	11,845
Bulgaria	100	17,723
Greece (including Crete)	3,295	3,435	3,379	6,557	5,307	8,06,176	3,90,627	3,72,383	7,67,083	6,05,333
Syria	142	100	167	406	79	43,233	29,192	42,100	95,387	14,720
Iraq	70	58	72	86	105	21,772	18,892	23,392	10,645	24,450
Makhat Territory and Trucial Oman	44	20	26	47	43	12,308	5,337	9,230	10,935	9,206
Other Native States in Arabia	580	776	478	737	1,053	2,09,553	2,25,183	1,40,919	1,76,527	2,30,330
Iran	48	10	16,519	2,042	..	10	18
Sumatra	74	13	2	1	..	1,49,292	32,854	5,084	150	..
Java	20	30	43	43,933	59,840	41,336	70	344
Philippines	50	6,240
Japan	2,855	10,468	2,150	1,469	507	5,99,184	13,24,142	3,17,769	1,78,041	42,920
Egypt	69,260	14,773	6,817	6,781	7,588	1,38,00,706	19,27,892	11,82,173	8,02,740	9,01,317
Portuguese East Africa	16	13	53	202	46	81,491	18,676	10,528	22,010	6,023
Italian East Africa (Somaliland and Eritrea)	7	56	80	131	..	1,615	14,175	20,351
United States of America—										
Vid Atlantic Coast	34,655	36,176	29,158	111,653	80,234	58,15,920	50,51,508	42,03,347	1,48,05,747	1,03,77,731
" Pacific "	4,340	8,645	..	609	79	7,38,622	6,66,447	..	71,285	19,939
Argentine Republic (including the Atlantic Coast of Patagonia)	522	72,560	20
Other Foreign Countries	6	26	41	40	8	5,255	11,122	13,260	7,343	1,845
TOTAL FOREIGN COUNTRIES	841,107	824,301	629,580	811,422	547,117	14,09,63,550	12,25,90,002	9,72,27,059	9,93,42,698	6,37,56,245
Share of Bengal	157,294	87,430	50,853	1,89,913	105,480	3,26,52,131	1,07,40,529	57,83,458	2,09,50,368	1,20,22,470
" Bombay	341,548	309,695	177,395	3,41,691	238,311	5,79,64,241	4,94,29,144	2,95,90,169	4,44,12,374	3,00,10,496
" Sind	32,442	53,768	112,068	72,301	27,196	50,94,989	72,57,309	1,49,63,005	80,31,761	42,33,943
" Madras	500,976	531,349	385,850	5,10,638	484,413	8,10,31,893	7,64,08,692	6,12,04,740	6,11,53,406	5,57,08,219
" Burma	14	120	316	719	262	2,213	16,438	45,184	67,556	20,935
TOTAL	1,032,274	982,362	724,482	1,115,812	805,552	17,67,45,447	14,39,03,018	11,15,36,556	13,46,45,462	10,32,02,113

No. 11—continued

ARTICLES, AND COUNTRIES OF FINAL DESTINATION; ALSO SHARE OF EACH PROVINCE	QUANTITY					VALUE				
	1930-31	1931-32	1932-33	1933-34	1934-35	1930-31	1931-32	1932-33	1933-34	1934-35
	Tons	Tons	Tons	Tons	Tons	R	R	R	R	R
Seeds—continued										
<i>Other than oil seeds (II, K)—</i>										
United Kingdom (including Channel Islands)	11	5	32	31	35	8,020	1,500	7,401	8,085	28,511
Ceylon (excluding Maldives)	20	10	11	10	12	8,448	7,440	3,934	3,158	3,972
Straits Settlements	27	6	1	..	28	5,314	1,047	320	150	2,408
Other British Possessions	12	11	3	4	5	7,948	3,788	2,435	2,415	4,895
TOTAL BRITISH EMPIRE	70	37	47	45	130	30,330	13,877	14,090	14,408	39,781
France	227	32	193	172	227	50,165	7,450	41,345	41,195	68,068
United States of America— Via Atlantic Coast	34	..	11	88	68	16,225	116	4,199	27,019	1,23,809
" Pacific "	..	8	1	..	296	2,500
Other Foreign Countries	14	23	35	20	18	15,552	7,728	7,254	4,199	8,312
TOTAL FOREIGN COUNTRIES	275	58	239	280	314	81,942	15,500	52,796	72,413	2,02,684
Share of Bengal	15	13	2	3	31	15,882	3,341	1,471	2,850	6,088
" Bombay	64	39	84	122	112	32,540	15,472	18,983	20,131	1,56,665
" Sind	235	31	198	200	301	52,230	6,996	43,174	47,467	79,628
" Madras	7	11	2	7,636	3,598	3,104	323	5
" Burma	24	1	3,934	60	105	46	79
TOTAL	345	95	266	325	444	1,12,272	20,467	66,897	86,816	2,42,466
Total Seeds—										
United Kingdom (including Channel Islands)	176,604	141,388	31,303	280,930	279,250	2,67,52,490	1,00,30,148	1,23,85,734	8,25,34,576	3,46,73,882
Palestine	58	90	1,199	5,150	2,115	15,181	20,729	1,65,629	6,05,152	2,56,915
Aden and Dependencies	411	374	136	369	643	1,68,901	1,17,000	30,965	1,05,237	1,53,429
Bahrain Islands	15	32	15	33	38	5,305	12,888	3,741	8,208	7,985
Ceylon (excluding Maldives)	2,050	3,548	3,302	5,200	5,019	7,32,746	8,22,413	6,20,725	8,80,721	9,82,974
Maldives	1	1	..	9	1	323	198	6,417	201	319
Straits Settlements	2,032	2,191	2,053	3,572	5,589	7,41,097	6,69,788	4,75,078	6,60,710	7,87,387
Federated Malay States	58	44	130	300	353	33,208	19,375	25,758	43,304	54,184
Hongkong	51	166	87	49	0	13,083	32,936	16,400	6,105	8,017
Union of South Africa	1,051	1,583	807	1,163	903	2,00,006	2,98,881	2,00,271	1,66,640	1,47,800
Zanzibar and Pemba	57	35	31	33	43	51,804	27,193	17,911	25,245	30,169
Kenya Colony	106	115	127	126	140	1,62,745	1,80,813	98,248	60,789	87,214
Tanganyika Territory	26	28	31	23	23	47,860	20,760	27,498	13,219	15,193
Anglo Egyptian Sudan	11	2	6	3	34	3,030	670	2,305	1,045	10,956
Mauritius and Dependencies	260	153	165	200	259	71,301	45,995	38,830	39,552	38,505
Canada— Via Atlantic Coast	45	..	15	5	7,395	8,175	..	4,000	860	9,74,287
" Pacific "	1	350	..
British West India Islands (excluding Bahamas)	0	28	27	8	8	2,051	6,492	7,501	1,542	1,539
Commonwealth of Australia	11,213	11,312	10,407	13,663	24,380	22,23,177	13,20,764	11,42,159	15,88,015	29,25,336
New Zealand	100	..	107	1	2	23,389	114	14,393	240	537
Fiji Islands	15	217	22	38	35	10,326	30,078	8,705	8,471	9,523
Other British Possessions	14	15	23	31	41	5,500	4,880	6,425	9,943	8,989
TOTAL BRITISH EMPIRE	195,084	161,302	101,163	310,897	326,289	3,13,27,861	2,20,31,535	1,53,07,713	3,08,07,825	4,11,69,746

GENERAL EXPORTS

(644)

INDIAN MERCHANDISE

No. 11—continued

ARTICLES, AND COUNTRIES OF FINAL DESTINATION; ALSO SHARE OF EACH PROVINCE	QUANTITY					VALUE				
	1930-31	1931-32	1932-33	1933-34	1934-35	1930-31	1931-32	1932-33	1933-34	1934-35
	Tons	Tons	Tons	Tons	Tons	R	R	R	R	R
<i>Seeds—concluded</i>										
<i>Total Seeds—continued</i>										
U. S. S. R.—										
Southern	397	326	5,41,965	3,57,775
Pacific Ports (in Asia)	58	63,250
Estonia	60	5,000
Swedan	2,005	4,712	7	851	17	2,34,200	3,96,875	2,300	1,33,700	5,959
Norway	10,514	5,789	3,646	3,750	6,401	16,57,070	10,05,549	5,11,312	4,16,274	6,82,464
Denmark	907	4,138	1,073	6,901	5,896	1,73,960	5,49,118	2,82,092	8,02,167	5,96,566
Poland (including Danzig)	200	1,850	32,826	1,48,480
Germany	135,856	138,660	70,752	125,728	79,281	2,33,34,862	1,99,54,968	1,07,16,416	1,52,46,447	89,40,098
Netherlands	194,546	159,745	100,864	125,843	1,26,294	3,26,03,260	2,26,14,475	1,56,93,924	1,51,25,400	1,39,97,074
Belgium	24,492	12,019	16,385	20,494	18,224	46,70,930	17,82,337	25,49,010	3,52,589	20,06,260
France	225,909	295,512	268,561	257,603	129,291	3,92,05,494	4,51,71,983	4,31,77,166	3,17,69,341	1,55,13,489
Spain	12,739	6,143	4,907	12,504	7,332	24,11,411	8,50,967	6,53,592	14,35,618	8,83,262
Portugal (including Azores and Madeira)	200	200	4,100	38,000	27,160	4,61,074
Italy (including Fiume)	118,266	128,506	120,164	120,156	73,831	2,00,20,920	2,01,09,578	1,78,42,114	1,46,80,086	83,01,278
Austria	26	22	6,570	3,189
Hungary	49	11,845
Bulgaria	100	17,723
Greece (including Crete)	3,295	3,435	3,379	6,657	5,308	6,06,176	3,90,627	3,72,383	7,67,083	6,95,618
Syria	143	102	170	407	131	44,663	31,292	42,675	95,959	23,975
Iraq	74	60	74	88	112	23,913	19,704	24,117	20,227	26,076
Maskat Territory and Trucial Oman	109	61	44	77	66	50,422	27,643	15,922	21,479	19,085
Other Native States in Arabia	620	622	621	761	1,083	2,31,049	3,42,901	1,55,547	1,86,492	2,40,124
Iran	58	11	1	1	1	19,543	2,336	592	415	398
Sumatra	74	13	2	1	..	1,49,292	32,854	5,179	159	..
Java	81	64	126	46	107	54,991	69,877	54,112	5,568	15,679
Siam	10	12	16	12	3	6,886	6,657	6,682	3,700	341
French Indo-China	2	1	1	3,399	4,790	1,360
Philippines	50	1	6,260	704	40
Japan	2,865	10,470	2,164	1,472	516	6,03,460	13,26,551	3,20,843	1,78,792	44,265
Egypt	69,265	14,778	6,826	6,876	7,693	1,38,09,061	19,29,371	11,36,415	8,33,337	9,37,558
Portuguese East Africa	50	57	88	243	88	57,939	43,029	24,915	36,683	20,046
Italian East Africa (Somaliland and Eritrea)	15	70	14	61	98	10,023	28,074	5,369	17,068	27,476
United States of America—										
<i>Via Atlantic Coast.</i>	34,845	37,256	30,473	112,570	80,632	59,10,429	54,85,648	45,93,491	1,45,31,750	1,06,25,773
<i> " Pacific "</i>	4,340	3,648	24	609	126	7,38,922	6,66,753	6,880	71,235	42,849
Argentine Republic (including the Atlantic Coast of Patagonia)	522	5	5	..	6	72,580	1,220	600	..	709
Other Foreign Countries	7	26	46	44	16	11,275	8,614	14,604	9,581	8,166
TOTAL FOREIGN COUNTRIES	241,918	326,570	631,483	813,235	548,360	14,72,89,878	12,32,51,550	9,77,60,782	9,98,07,466	6,42,40,099
<i>Share of Bengal.</i>	158,105	38,219	52,034	191,493	108,185	3,28,12,834	1,03,96,799	59,82,124	2,11,52,203	1,29,52,114
<i> " Bombay</i>	344,616	313,842	180,766	346,912	243,535	6,95,16,641	5,11,35,717	3,06,50,018	4,59,89,452	3,22,70,291
<i> " Sind</i>	3,685	63,800	112,269	73,082	57,616	61,72,747	72,76,438	1,50,07,860	81,15,991	43,76,166
<i> " Madras</i>	501,182	631,767	386,054	511,571	484,396	8,10,74,205	7,66,32,083	6,13,20,304	6,12,59,640	5,57,71,070
<i> " Burma</i>	384	254	913	1,124	418	41,207	42,050	1,08,379	1,08,006	41,145
TOTAL	1,037,002	987,872	732,636	1,124,182	874,649	17,86,17,534	14,58,83,035	11,30,63,475	13,66,15,291	10,54,00,586

No. 11—continued

ARTICLES, AND COUNTRIES OF FINAL DESTINATION; ALSO SHARE OF EACH PROVINCE	QUANTITY					VALUE				
	1930-31	1931-32	1932-33	1933-34	1934-35	1930-31	1931-32	1932-33	1933-34	1934-35
						₹	₹	₹	₹	₹
Shells and Cowries—										
<i>Cowries (II. S)—</i>										
United Kingdom (including Channel Islands) . . .	Cwts.	Cwts.	Cwts.	Cwts.	Cwts.	..	9,540
Other British Possessions . . .	25	52	0	11	7	670	907	60	385	60
TOTAL BRITISH EMPIRE	25	831	9	11	7	670	10,447	60	385	60
TOTAL FOREIGN COUNTRIES	76	69	12	14	11	2,269	1,840	225	250	225
<i>Share of Bengal . . .</i>	101	28	10	26	11	2,959	1,240	235	635	225
" Bombay	6	..	7	10	..	60
" Madras	11	47
" Burma	261	11,000
TOTAL	101	300	21	25	18	2,059	12,287	265	635	285
<i>Shells (shanks, Sankhli, large ornamental shells, cowries, mother of pearl shells, and oyster shells) (II. S)—</i>										
United Kingdom (including Channel Islands) . . .	Cwts.	Cwts.	Cwts.	Cwts.	Cwts.	1,04,250	88,912	96,813	74,080	87,720
Straits Settlements . . .	978	564	374	798	734	16,395	8,665	3,565	12,791	13,080
Other British Possessions . . .	9	3	120	20
TOTAL BRITISH EMPIRE	4,001	2,700	3,256	3,678	2,758	1,20,765	97,677	1,00,368	86,871	50,800
TOTAL FOREIGN COUNTRIES	16	99	72	11	..	615	2,486	1,662	245	..
<i>Share of Bengal . . .</i>	11	22	..	1	23	225	500	..	30	360
" Bombay . . .	5	..	11	191	..	760
" Sind	10
" Madras . . .	10	3	3	115	20	50
" Burma . . .	3,991	2,774	3,311	3,688	2,735	1,20,819	99,243	1,01,220	87,186	50,410
TOTAL	4,017	2,799	3,328	3,689	2,758	1,21,330	1,00,168	1,02,030	87,216	50,800
<i>Tortoise-shell (including nakhl or nakli) (II. S)—</i>										
United Kingdom (including Channel Islands) . . .	Lbs.	Lbs.	Lbs.	Lbs.	Lbs.	1,000	..	2,500	425	950
Other British Possessions	5	25
TOTAL BRITISH EMPIRE	1,410	..	1,473	1,266	260	1,000	..	2,500	425	975
Japan	21	210
<i>Share of Bengal . . .</i>	8	1,242	600	201	..
" Bombay	1,465	24	260	2,000	234	975
" Sind
" Madras . . .	1,410	1,000
" Burma	21	210
TOTAL	1,410	..	1,494	1,266	260	1,000	..	2,710	425	975
Total of Shells and Cowries	—	—	—	—	—	1,23,339	1,12,450	1,05,025	89,266	52,060
Soap (III. U)—										
Ceylon (excluding Maldives)	Cwts.	Cwts.	Cwts.	Cwts.	Cwts.	5,713	9,229	6,307	10,434	18,916
Straits Settlements . . .	4	20	41	77	95	120	475	1,840	5,523	4,922
Kenya Colony . . .	138	58	130	33	34	4,545	4,170	5,540	1,750	2,482
Mauritius and Dependencies	101	185	147	385	270	2,842	4,258	3,205	8,367	3,052
Other British Possessions . . .	146	358	189	120	338	7,211	11,220	8,565	5,090	9,618
TOTAL BRITISH EMPIRE	488	814	670	862	1,206	19,961	29,861	26,547	31,154	39,890

GENERAL EXPORTS

(646)

INDIAN MERCHANDISE

No. 11—continued

ARTICLES, AND COUNTRIES OF FINAL DESTINATION; ALSO SHARE OF EACH PROVINCE	QUANTITY					VALUE				
	1930-31	1931-32	1932-33	1933-34	1934-35	1930-31	1931-32	1932-33	1933-34	1934-35
Soap (III. U)—continued	Cwts.	Cwts.	Cwts.	Cwts.	Cwts.	R	R	R	R	R
Iraq	20,367	12,164	13,711	14,442	15,584	3,03,922	2,05,218	2,14,539	1,98,529	2,10,451
Other Foreign Countries	513	820	258	227	232	0,887	5,806	4,588	4,011	5,880
TOTAL FOREIGN COUNTRIES	20,880	13,484	13,969	14,669	15,816	3,73,809	2,10,524	2,19,127	2,02,540	2,21,837
Share of Bengal	83	182	46	231	143	2,081	4,053	2,478	8,567	8,827
" Bombay	80,792	12,323	13,098	14,708	16,308	3,77,427	2,15,853	2,25,376	2,08,028	2,34,677
" Sind	184	424	249	101	164	2,957	6,542	4,406	1,407	1,933
" Madras	309	369	346	491	402	11,295	13,432	11,914	15,892	16,290
TOTAL	21,868	13,298	14,659	15,531	17,022	3,98,770	2,39,885	2,44,674	2,33,694	2,61,727
Specimens illustrative of Natural Science (II. B)—										
United Kingdom (including Channel Islands)	—	—	—	—	—	33,170	15,912	26,797	12,555	15,868
Other British Possessions	—	—	—	—	—	3,100	3,102	927	2,100	437
TOTAL BRITISH EMPIRE	—	—	—	—	—	36,279	19,074	27,724	14,655	16,306
United States of America—										
Via Atlantic Coast	—	—	—	—	—	3,877	4,396	27,815	0,915	730
" Pacific "	—	—	—	—	—	1,100	395	100
Other Foreign Countries	—	—	—	—	—	2,972	3,039	3,897	4,357	2,326
TOTAL FOREIGN COUNTRIES	—	—	—	—	—	7,949	7,830	31,712	14,272	3,156
Share of Bengal	—	—	—	—	—	6,580	6,652	4,026	3,566	2,775
" Bombay	—	—	—	—	—	26,796	12,676	26,816	7,220	13,238
" Sind	—	—	—	—	—	492	1,333	14,530	12,789	486
" Madras	—	—	—	—	—	4,879	3,687	2,463	2,292	1,565
" Burma	—	—	—	—	—	5,481	3,006	11,596	3,060	1,457
TOTAL	—	—	—	—	—	44,228	26,904	59,436	28,927	19,461
Spices—										
Betelnuts (I. F)—	Cwts.	Cwts.	Cwts.	Cwts.	Cwts.					
Aden and Dependencies	830	300	388	368	281	15,224	10,167	12,381	10,083	6,734
Union of South Africa	2,128	1,048	1,574	1,909	1,761	95,157	34,841	81,136	74,349	78,647
Kenya Colony	508	518	498	663	665	30,509	24,343	19,582	25,006	24,209
Tanganyika Territory	130	86	64	57	61	7,860	5,415	2,985	2,245	2,562
Fiji Islands	147	174	243	208	233	3,772	3,593	5,159	3,227	3,464
Other British Possessions	217	119	137	181	158	7,564	5,454	5,840	6,613	6,882
TOTAL BRITISH EMPIRE	3,510	2,245	2,904	3,086	3,159	1,60,086	89,813	1,26,992	1,22,512	1,22,498
Portuguese East Africa	299	257	213	214	220	16,494	14,291	12,470	10,720	11,338
Other Foreign Countries	228	133	162	112	134	10,773	4,789	7,252	3,827	4,204
TOTAL FOREIGN COUNTRIES	527	390	375	326	360	27,267	19,079	19,722	14,347	15,537
Share of Bengal	181	222	345	326	333	4,923	4,595	8,447	5,351	5,724
" Bombay	2,119	1,547	1,700	1,641	1,462	1,10,138	72,790	76,357	64,703	59,914
" Sind	2	2	8	9	10	35	54	210	172	140
" Madras	1,515	864	1,226	1,438	1,659	71,242	25,453	61,631	66,594	72,257
" Burma	110	980	..	19	29	..
TOTAL	4,097	2,635	3,279	3,412	3,510	1,87,353	1,02,892	1,46,714	1,36,859	1,38,035

No. 11—continued

ARTICLES, AND COUNTRIES OF FINAL DESTINATION; ALSO SHARE OF EACH PROVINCE	QUANTITY					VALUE				
	1930-31	1931-32	1932-33	1933-34	1934-35	1930-31	1931-32	1932-33	1933-34	1934-35
Spices—continued						R	R	R	R	R
Cardamoms (I. F.)—	Cwts.	Cwts.	Cwts.	Cwts.	Cwts.					
United Kingdom (including Channel Islands)	1,290	780	900	1,008	1,330	2,37,104	1,63,428	1,70,404	3,01,714	2,21,888
Palestine	146	104	152	91	71	24,700	14,170	23,175	10,445	10,400
Aden and Dependencies	438	182	227	285	108	70,407	28,720	31,872	33,492	14,515
Bahrein Islands	902	287	663	481	324	1,18,729	40,600	57,718	87,684	59,735
Ceylon (excluding Maldives)	99	36	7	24	22	22,967	9,025	250	2,473	1,236
Straits Settlements	1,358	117	65	105	104	57,527	14,781	9,791	11,575	11,727
Union of South Africa	82	63	32	92	57	9,756	6,981	3,832	6,233	4,893
Zanzibar and Pomba	25	26	17	41	23	5,700	4,470	3,310	7,410	4,075
Kenya Colony	29	29	34	51	42	6,405	4,995	7,420	9,550	6,740
Anglo-Egyptian Sudan	182	27	90	117	92	36,965	5,115	13,739	16,725	11,000
Other British Possessions	152	29	24	33	10	10,884	2,923	2,819	4,179	1,604
TOTAL BRITISH EMPIRE	4,703	1,655	2,217	2,928	2,183	6,01,144	2,95,268	3,30,328	4,91,480	3,47,303
U. S. S. R.—										
Northern	40	12	31	24	0	11,394	3,024	4,942	5,400	1,500
Finland	80	144	191	10,224	10,814	20,058
Sweden	2,342	1,710	1,937	3,248	2,894	4,23,463	3,72,049	4,03,642	6,37,484	5,03,863
Norway	560	158	254	217	420	1,06,908	28,369	44,050	40,022	60,923
Denmark	922	307	306	757	372	1,54,897	45,884	47,478	1,24,873	62,888
Germany	1,402	855	1,343	1,584	1,200	2,42,587	1,15,507	2,27,772	2,22,506	1,01,580
Netherlands	78	33	136	140	69	11,622	24,827	29,593	26,724	8,120
France	7	216	1,104	11,515
Syria	92	57	37	2	9	13,850	7,050	6,100	250	1,700
Maskat Territory and Trucial Oman	64	30	48	55	40	17,912	7,860	8,577	10,340	7,585
Other Native States in Arabia	1,108	575	853	904	718	2,28,147	1,09,061	1,48,697	1,50,509	1,29,841
Iraq	128	54	113	155	69	22,247	7,614	16,394	21,700	9,075
Iran	107	130	118	193	145	35,523	14,914	15,679	25,198	19,187
Egypt	349	108	314	101	80	62,677	15,850	48,590	14,183	13,027
United States of America—										
Via Atlantic Coast	1,371	656	566	1,345	599	2,87,934	1,69,787	1,14,703	2,99,494	1,34,981
" Pacific "	..	59	40	111	56	..	11,056	6,194	25,022	9,334
Other Foreign Countries	41	46	43	56	108	8,409	7,755	7,060	7,683	12,014
TOTAL FOREIGN COUNTRIES	8,787	4,808	6,139	9,052	7,094	16,42,794	9,41,867	11,20,401	16,32,796	11,83,097
Share of Bengal	70	42	39	76	54	9,116	3,133	3,241	4,119	3,849
" Bombay	6,922	2,852	2,833	3,218	2,166	11,39,116	5,12,927	6,01,333	5,39,628	3,00,776
" Sind	3	2	4	..	14	425	155	310	..	1,075
" Madras	6,153	3,559	4,476	3,686	7,043	10,66,747	7,21,353	8,45,585	16,80,617	11,65,291
" Burma	1,242	8	4	28,034	167	260	12	9
TOTAL	13,490	6,463	8,356	11,980	9,277	22,48,938	12,37,135	14,50,720	21,24,276	15,31,000
Chillies (I. F.)—	Cwts.	Cwts.	Cwts.	Cwts.	Cwts.					
United Kingdom (including Channel Islands)	134	81	375	163	21	4,212	2,047	12,282	3,335	501
Aden and Dependencies	1,279	1,213	1,243	1,427	1,446	88,790	25,790	23,423	23,482	24,802
Ceylon (excluding Maldives)	152,619	146,960	150,509	134,704	147,794	29,94,843	20,96,400	19,09,931	19,92,562	25,80,868
Straits Settlements	10,370	8,837	11,766	7,815	5,467	2,09,027	1,16,927	1,45,574	1,21,536	82,706
Federated Malay States	1,270	1,046	3,268	1,328	1,016	30,365	14,432	38,963	19,752	16,715
Union of South Africa	1,542	663	173	349	144	47,987	16,678	3,288	5,473	2,667
Mauritius and Dependencies	1,439	1,991	1,137	1,403	1,415	21,704	22,684	12,534	21,341	23,358
Other British Possessions	254	296	464	391	140	7,754	6,987	9,667	6,709	3,547
TOTAL BRITISH EMPIRE	168,907	161,037	169,040	147,170	157,443	33,54,742	23,01,845	21,55,031	21,94,193	27,44,163
Maskat Territory and Trucial Oman	416	237	285	213	371	11,228	3,693	4,069	3,149	5,829
Other Native States in Arabia	357	70	161	129	195	9,384	1,770	2,813	2,000	3,654

GENERAL EXPORTS

(648)

INDIAN MERCHANDISE

No. 11—continued

ARTICLES, AND COUNTRIES OF FINAL DESTINATION; ALSO SHARE OF EACH PROVINCE	QUANTITY					VALUE				
	1930-31	1931-32	1932-33	1933-34	1934-35	1930-31	1931-32	1932-33	1933-34	1934-35
Spices—continued										
	Cwts.	Cwts.	Cwts.	Cwts.	Cwts.	R	R	R	R	R
<i>Chillies (I. F.)—continued</i>										
Iraq	120	374	69	124	302	2,808	6,715	806	1,812	5,471
Iran	266	555	41	8	10	6,070	10,573	726	111	140
Italian East Africa (Somaliland and Kistrea)	1,834	315	328	187	69	46,323	8,524	6,603	3,470	1,899
Other Foreign Countries	244	64	532	62	52	6,228	1,507	8,780	1,080	1,255
TOTAL FOREIGN COUNTRIES	3,237	1,615	1,406	723	999	82,097	32,791	23,887	11,682	17,748
<i>Share of Bengal</i>	<i>126,532</i>	<i>112,764</i>	<i>123,411</i>	<i>36,517</i>	<i>77,167</i>	<i>22,43,350</i>	<i>14,58,462</i>	<i>15,51,460</i>	<i>13,26,799</i>	<i>12,32,194</i>
" <i>Bombay</i>	<i>5,631</i>	<i>3,168</i>	<i>2,346</i>	<i>2,698</i>	<i>2,301</i>	<i>1,62,776</i>	<i>73,319</i>	<i>46,439</i>	<i>46,991</i>	<i>42,695</i>
" <i>Sind</i>	<i>295</i>	<i>308</i>	<i>183</i>	<i>130</i>	<i>241</i>	<i>4,943</i>	<i>4,390</i>	<i>2,000</i>	<i>2,145</i>	<i>2,875</i>
" <i>Madras</i>	<i>34,736</i>	<i>39,368</i>	<i>36,982</i>	<i>40,823</i>	<i>63,986</i>	<i>8,93,975</i>	<i>7,11,924</i>	<i>4,34,841</i>	<i>4,93,908</i>	<i>12,36,719</i>
" <i>Burma</i>	<i>5,000</i>	<i>6,494</i>	<i>12,424</i>	<i>17,646</i>	<i>14,747</i>	<i>1,21,796</i>	<i>86,541</i>	<i>1,44,808</i>	<i>3,35,034</i>	<i>2,46,428</i>
TOTAL	172,144	162,792	170,346	147,803	168,442	34,36,839	23,34,636	21,76,543	22,06,875	27,61,911
Cinnamon (I. F.)—										
	Cwts.	Cwts.	Cwts.	Cwts.	Cwts.					
United Kingdom (including Channel Islands)	18	74	34	51	68	1,000	5,219	1,662	2,521	1,612
Other British Possessions	5	20	6	7	8	107	431	105	200	107
TOTAL BRITISH EMPIRE	23	94	40	58	66	1,107	5,650	1,767	2,721	1,719
TOTAL FOREIGN COUNTRIES	14	280
<i>Share of Bengal</i>	<i>6</i>	<i>20</i>	<i>5</i>	<i>7</i>	<i>8</i>	<i>107</i>	<i>431</i>	<i>99</i>	<i>240</i>	<i>107</i>
" <i>Bombay</i>	<i>..</i>	<i>..</i>	<i>1</i>	<i>..</i>	<i>..</i>	<i>..</i>	<i>..</i>	<i>15</i>	<i>..</i>	<i>..</i>
" <i>Madras</i>	<i>13</i>	<i>74</i>	<i>34</i>	<i>51</i>	<i>78</i>	<i>1,000</i>	<i>5,219</i>	<i>1,662</i>	<i>2,481</i>	<i>1,892</i>
TOTAL	23	94	40	58	80	1,107	5,650	1,767	2,721	1,999
Cloves (I. F.)—										
	Cwts.	Cwts.	Cwts.	Cwts.	Cwts.					
TOTAL BRITISH EMPIRE	11	10	7	1	..	1,236	990	530	100	4
TOTAL FOREIGN COUNTRIES	..	30	1,315
<i>Share of Bengal</i>	<i>11</i>	<i>40</i>	<i>7</i>	<i>1</i>	<i>..</i>	<i>1,233</i>	<i>2,235</i>	<i>530</i>	<i>100</i>	<i>..</i>
" <i>Madras</i>	<i>..</i>	<i>..</i>	<i>..</i>	<i>..</i>	<i>..</i>	<i>3</i>	<i>..</i>	<i>..</i>	<i>..</i>	<i>4</i>
TOTAL	11	40	7	1	..	1,236	2,235	530	100	4
Ginger (I. F.)—										
	Cwts.	Cwts.	Cwts.	Cwts.	Cwts.					
United Kingdom (including Channel Islands)	5,078	5,424	10,917	8,230	5,400	1,50,345	1,15,102	2,10,685	1,09,806	1,27,935
Adm and Dependencies	18,940	12,105	14,373	10,002	16,760	6,17,722	4,49,743	3,00,198	2,93,116	3,03,082
Bahrain Islands	299	420	245	135	47	10,295	15,869	3,429	3,067	1,000
Ceylon (excluding Maldives)	2,533	2,203	2,023	1,753	2,445	83,205	42,010	35,270	30,642	59,282
Union of South Africa	146	205	50	202	163	4,081	4,935	1,000	3,553	6,195
Zanzibar and Pemba	480	480	345	493	366	23,353	16,452	11,026	11,635	10,782
Kenya Colony	378	440	538	949	490	17,335	17,903	16,109	19,045	14,380
Anglo-Egyptian Sudan	1,858	1,578	2,115	1,978	1,833	57,668	34,547	32,432	32,730	44,481
Canada—										
<i>Atl. Atlantic Coast</i>	<i>100</i>	<i>662</i>	<i>201</i>	<i>200</i>	<i>550</i>	<i>3,000</i>	<i>16,353</i>	<i>4,523</i>	<i>1,652</i>	<i>6,801</i>
" <i>Pacific</i>	<i>..</i>	<i>..</i>	<i>..</i>	<i>85</i>	<i>..</i>	<i>..</i>	<i>..</i>	<i>..</i>	<i>2,280</i>	<i>..</i>

No. 1—continued

ARTICLES, AND COUNTRIES OF FINAL DESTINATION; ALSO SHARE OF EACH PROVINCE	QUANTITY					VALUE				
	1930-31	1931-32	1932-33	1933-34	1934-35	1930-31	1931-32	1932-33	1933-34	1934-35
Spices—continued										
<i> Ginger (I. F)—continued</i>	Cwts.	Cwts.	Cwts.	Cwts.	Cwts.	₹	₹	₹	₹	₹
Commonwealth of Australia	270	650	123	50	631	0,910	9,105	2,880	550	10,274
New Zealand	460	385	200	160	140	7,850	5,365	3,540	1,978	2,100
Other British Possessions	202	243	341	244	253	11,087	8,458	9,224	7,072	5,677
TOTAL BRITISH EMPIRE	30,813	80,966	81,968	28,041	29,189	9,93,841	7,35,906	6,40,436	5,17,726	5,02,869
U. S. S. R.—										
Southern	517	..	81	60	..	15,760	1,582	2,075	1,375	..
Sweden	472	410	513	160	200	13,009	9,840	13,688	3,360	6,900
Germany	2,652	2,013	3,044	3,758	791	93,158	56,128	74,510	87,508	19,558
Netherlands	245	100	390	260	270	7,562	3,500	6,980	6,700	4,430
France	..	160	1,575	454	10	..	2,830	23,015	6,528	50
Syria	220	231	245	137	28	6,195	5,507	6,000	2,290	465
Nuska Territory and Trucial Oman	129	122	193	95	134	5,468	3,820	4,907	2,510	2,948
Other Native States in Arabia	6,757	12,731	12,868	2,723	4,883	1,98,099	2,78,173	2,54,160	1,63,626	1,13,872
Iraq	521	436	239	253	118	15,476	11,598	7,616	6,055	2,870
Iran	1,972	2,165	1,047	518	419	65,348	63,899	28,476	12,951	9,497
Egypt	1,311	916	1,187	832	120	48,963	27,377	32,990	16,019	2,241
Italian East Africa (Somaliland and Brittes)	997	953	1,344	1,268	1,412	38,775	29,191	27,127	32,094	36,889
United States of America—										
Via Atlantic Coast	3,415	3,094	1,543	1,400	1,491	85,035	51,280	20,495	33,551	20,934
„ Pacific „	100	1,000
Other Foreign Countries	210	244	244	275	323	6,920	5,115	4,740	6,414	6,574
TOTAL FOREIGN COUNTRIES	19,427	23,575	24,633	18,733	10,149	6,08,438	5,48,738	5,10,308	3,86,018	2,34,228
<i>Share of Bengal</i>	132	68	59	60	177	5,850	2,287	1,842	1,216	3,562
„ Bombay	34,660	40,533	38,057	33,519	29,925	11,31,102	9,99,465	7,35,372	6,22,073	5,88,044
„ Sind	60	109	13	31	15	1,590	1,819	177	330	222
„ Madras	15,438	13,831	18,472	13,274	9,337	4,63,737	3,90,123	3,62,943	2,80,063	2,34,023
„ Burma	183	866
TOTAL	50,240	54,541	56,601	46,824	30,238	16,02,279	12,84,694	11,50,834	9,03,742	8,27,097
Pepper (I. F)—										
United Kingdom (including Channel Islands)	14,194	9,512	5,233	6,811	5,244	6,86,190	3,67,359	1,89,370	1,97,467	1,71,323
Palestine	275	358	329	43	748	17,820	19,610	18,170	1,900	28,340
Aden and Dependences	2,131	1,715	391	85	1,020	1,30,821	89,019	15,961	2,890	53,550
Bahrain Islands	777	450	231	60	325	53,755	34,088	15,829	3,115	19,910
Ceylon (excluding Maldives)	2,225	1,148	786	497	2,279	88,102	52,044	36,968	28,014	92,028
Union of South Africa	55	58	29	93	63	5,015	4,625	1,045	3,128	2,195
Zanzibar and Pemba	179	165	151	115	207	11,815	10,130	7,898	5,150	9,020
Kenya Colony	180	166	131	105	240	12,882	10,231	6,457	6,960	10,080
Tanganyika Territory	143	149	118	71	136	9,696	8,140	4,935	2,950	6,240
Anglo-Egyptian Sudan	506	180	268	290	332	81,665	8,778	11,625	10,480	11,800
Seychelles	195	25	17	30	28	14,865	1,245	855	1,850	200
Canada—										
Via Atlantic Coast	1,513	1,813	1,221	2,614	1,804	74,074	71,544	46,611	76,982	49,641
„ Pacific „	60	..	400	20	100	2,600	..	10,000	600	3,000
Fiji Islands	151	35	133	124	113	13,231	1,864	5,764	3,772	3,632
Other British Possessions	64	103	5	15	123	3,238	7,365	229	400	4,916
TOTAL BRITISH EMPIRE	22,648	15,957	9,498	11,072	13,303	11,65,798	6,86,102	3,73,002	3,45,267	4,66,536

GENERAL EXPORTS

(650)

INDIAN MERCHANDISE

No. 11—continued

ARTICLES AND COUNTRIES OF FINAL DESTINATION; ALSO SHARE OF EACH PROVINCE	QUANTITY					VALUE				
	1930-31	1931-32	1932-33	1933-34	1934-35	1930-31	1931-32	1932-33	1933-34	1934-35
	Cwts.	Cwts.	Cwts.	Cwts.	Cwts.	R	R	R	R	R
Spices—continued										
<i>Pepper (I. F)—continued</i>										
U. S. S. R.—										
Northern				102					2,660	
Southern	270	82	448	30		12,465	3,480	14,845	1,333	
Norway	306	50	330	105	50	10,850	3,500	10,400	2,025	1,850
Poland (including Danzig)					187					6,002
Germany	6,002	2,369	1,651	4,305	1,856	2,31,162	85,687	62,210	1,26,703	58,108
Netherlands	237	260	50	31	400	11,500	12,009	1,400	875	10,000
Belgium	50	143	50			3,500	8,025	1,300		
France	2,907	2,817	1,081	200	460	1,34,090	1,06,063	37,000	5,750	10,085
Spain	120	200	382	100		6,900	6,800	14,840	2,020	
Italy (including Fiume)	28,060	31,078	30,823	26,010	29,858	16,23,012	11,70,069	10,01,548	7,60,394	9,56,033
Bulgaria	212	430	187	45		8,573	19,874	7,474	1,350	
Roumania	40	457	37		797	2,400	15,724	1,875		20,237
Greece (including Crete)		1,255	157		173		57,783	7,871		9,530
Turkey, European	192	1,130	248	420	25	10,500	49,639	10,300	15,350	1,000
Turkey, Asiatic	336	201	163	64	294	24,200	16,527	6,200	2,000	10,196
Syria	1,127	684	321	27	1,115	76,403	40,399	19,325	1,250	45,017
Maskat Territory and Trucial Oman	102	184	230	77	214	12,505	12,670	11,631	3,019	9,952
Other Native States in Arabia	988	1,102	1,113	699	679	70,283	54,420	52,262	57,641	28,717
Iraq	1,276	880	1,390	704	670	1,32,539	42,180	64,321	27,565	32,664
Iran	8,406	2,697	1,908	2,021	3,057	5,26,574	1,43,395	97,608	97,167	1,38,565
Egypt	5,297	5,007	3,225	2,289	1,290	3,29,818	2,86,155	1,67,415	1,65,001	46,527
Yemen	180	100	50			5,400	2,900	2,000		
Morocco (a)		187	575				7,500	20,750		
Morocco, Spanish (b)				150					5,150	
Italian East Africa (Somaliland and Eritrea)	511	519	448	266	753	32,525	28,235	12,630	9,850	27,224
United States of America—										
Vid Atlantic Coast	10,486	25,488	5,162	8,223	17,599	8,59,766	8,61,399	1,32,451	2,29,741	5,26,651
" Pacific "		82		1,625	1,000		3,200		41,150	32,600
Cuba	61					6,000				
Argentine Republic (including the Atlantic Coast of Patagonia)	437					22,500				
Chile (including the Pacific Coast of Patagonia)	163					5,200				
Other Foreign Countries	46	83	124	284	236	3,278	3,842	4,662	8,837	8,937
TOTAL FOREIGN COUNTRIES	78,261	78,140	50,227	47,837	60,707	40,61,785	30,52,766	18,93,404	14,78,536	19,83,855
Share of Bengal	1,267	465	768	621	656	55,657	30,020	39,917	27,925	38,304
" Bombay	25,314	17,616	11,162	7,766	12,716	16,07,148	9,40,439	6,63,843	3,38,203	5,23,603
" Sind	42	117	33	89	13	1,979	4,233	1,236	3,311	319
" Madras	74,210	67,605	47,761	50,533	60,681	35,52,423	27,67,844	16,77,231	14,54,464	18,87,694
" Burma	6	8,294	1		6	355	322	80		810
TOTAL	100,909	94,097	50,725	58,699	74,070	62,17,663	37,38,858	22,71,406	18,23,903	24,50,890
Other sorts (I. F)—	Cwts.	Cwts.	Cwts.	Cwts.	Cwts.					
TOTAL BRITISH EMPIRE	379	292	583	403	393	15,921	9,728	10,006	12,218	7,566
Maskat Territory and Trucial Oman	210	218	211	230	286	5,003	4,818	4,070	4,300	4,625
Other Foreign Countries	199	128	261	180	393	7,309	4,840	8,273	6,233	11,023
TOTAL FOREIGN COUNTRIES	409	316	472	425	679	12,312	9,158	12,343	10,623	15,648

(a) Discontinued from 1933-34.
(b) Separately specified from 1933-34.

No. 11—continued

ARTICLES, AND COUNTRIES OF FINAL DESTINATION; ALSO SHARE OF EACH PROVINCE	QUANTITY					VALUE				
	1930-31	1931-32	1932-33	1933-34	* 1934-35	1930-31	1931-32	1932-33	1933-34	1934-35
	Cwts.	Cwts.	Cwts.	Cwts.	Cwts.	Rs.	Rs.	Rs.	Rs.	Rs.
Spices—continued										
<i>Other sorts (I.P.)—continued</i>										
Share of Bengal	138	183	379	317	382	6,819	7,666	16,661	8,851	9,141
“ Bombay	240	118	292	275	244	7,893	3,352	6,362	7,628	5,615
“ Sind	303	276	283	286	322	7,638	5,621	5,555	5,300	6,477
“ Madras	107	60	84	4	119	5,832	2,768	2,436	291	2,865
“ Burma	1	17	6	5	51	79	445	768	216
TOTAL	788	638	1,055	688	1,072	28,233	18,898	31,349	22,841	23,213
Total Spices—	Cwts.	Cwts.	Cwts.	Cwts.	Cwts.					
United Kingdom (including Channel Islands)	20,765	15,891	17,513	13,928	12,106	10,83,277	6,53,552	5,92,588	6,15,673	5,24,747
Palestine	489	499	550	263	854	45,175	35,040	43,602	14,935	39,000
Aden and Dependencies	23,318	21,078	17,214	10,120	20,294	8,77,514	6,05,554	3,85,394	3,63,900	4,04,038
Bahrain Islands	2,003	1,159	1,328	695	721	1,83,475	91,003	87,138	91,830	81,167
Ceylon (excluding Maldives)	157,480	150,371	153,355	157,108	152,579	31,89,336	22,00,140	19,83,042	20,56,306	27,44,040
Straits Settlements	11,883	8,938	11,879	7,176	5,803	2,69,526	1,33,198	1,57,370	1,31,815	1,00,814
Federated Malay States	1,406	1,065	3,292	1,362	1,051	34,764	15,148	40,418	21,263	17,761
Hongkong	118	112	120	67	81	5,033	3,539	3,685	1,718	1,958
Union of South Africa	3,983	2,105	1,867	2,369	2,195	1,02,426	69,300	91,394	93,251	94,852
Zanzibar and Pemba	777	700	633	701	674	46,491	35,592	28,354	28,315	28,772
Kenya Colony	1,109	1,155	1,225	1,571	1,445	68,038	57,607	50,213	61,862	55,449
Tanganyika Territory	420	407	420	335	323	24,350	19,300	15,705	1,448	13,092
Anglo-Egyptian Sudan	2,556	1,807	2,495	2,406	2,325	1,29,013	49,370	61,421	61,161	67,991
Mauritius and Dependencies	1,438	2,017	1,163	1,522	1,481	23,243	24,434	14,530	22,761	20,454
Seychelles	217	46	20	53	30	15,982	1,795	1,220	2,000	1,315
Canada— Via Atlantic Coast	1,677	2,535	1,482	2,924	2,404	79,874	89,997	51,344	80,294	57,953
“ Pacific “	00	..	400	105	100	2,000	..	10,000	2,830	3,020
Commonwealth of Australia	270	720	318	359	637	6,910	11,723	6,108	3,998	10,364
New Zealand	400	385	201	161	141	7,850	5,865	2,573	2,018	2,150
Fiji Islands	391	865	489	442	451	23,420	11,406	16,945	11,291	10,539
Other British Possessions	124	232	110	55	42	4,893	6,009	1,778	1,893	1,139
TOTAL BRITISH EMPIRE	230,094	212,06	216,157	192,810	205,746	62,83,845	41,10,232	36,47,722	36,86,317	42,86,114
U. S. S. R.—										
Northern	43	12	22	126	6	10,944	3,024	3,790	8,060	1,500
Southern	792	166	533	90	..	29,095	6,377	18,082	2,798	..
Finland	89	144	191	16,224	19,814	26,068
Sweden	2,814	2,129	2,450	3,549	2,994	4,39,132	3,82,489	4,17,330	6,44,721	5,14,263
Norway	866	208	634	322	470	1,17,258	31,869	56,240	42,647	71,773
Denmark	947	347	326	927	442	1,56,022	46,634	47,873	1,28,923	64,518
Poland (including Danzig)	187	5,062
Germany	10,162	5,237	9,075	9,707	3,937	5,72,814	2,57,380	8,55,007	4,33,032	2,39,252
Netherlands	500	398	576	440	739	30,674	40,428	23,963	34,299	24,550
Belgium	55	143	50	40	119	4,820	8,685	1,320	1,000	2,686
France	2,907	2,977	2,636	661	686	1,34,030	1,08,893	62,105	13,382	27,680
Spain	120	200	382	100	..	6,900	6,800	14,810	2,120	..
Italy (including Fiume)	28,792	31,728	30,838	26,023	30,017	15,23,912	11,20,819	10,91,718	7,61,141	9,59,833
Bulgaria	212	430	187	45	..	8,575	19,974	7,474	1,350	..
Roumania	40	457	37	..	797	2,400	13,724	1,875	..	20,237
Greece (including Crete)	1,255	169	..	173	..	57,783	8,099	..	9,530
Turkey, European	229	1,136	271	451	83	11,950	1,480	10,000	15,800	1,525
“ Asiatic	341	261	180	64	315	24,400	16,527	6,700	2,600	12,296

GENERAL EXPORTS

(652)

INDIAN MERCHANDISE

No. 11—continued

ARTICLES, AND COUNTRIES OF FINAL DESTINATION; ALSO SHARE OF EACH PROVINCE	QUANTITY					VALUE				
	1930-31	1931-32	1932-33	1933-34	1934-35	1930-31	1931-32	1932-33	1933-34	1934-35
<i>Spices—continued</i>						R	R	R	R	R
<i>Total Spices—continued</i>	Cwts.	Cwts.	Cwts.	Cwts.	Cwts.					
Syria	1,448	972	603	160	1,171	66,508	53,550	31,425	8,709	47,672
Mascat Territory and Trucial Oman	1,023	824	684	600	1,063	52,801	83,420	33,669	21,933	30,894
Other Native States in Arabia	9,392	14,570	15,179	10,540	6,520	5,12,422	4,46,330	4,68,304	3,51,343	2,78,827
Iraq	2,745	1,777	1,842	1,248	1,194	1,73,172	68,818	89,872	57,607	51,407
Iran	10,067	5,577	3,235	2,769	3,662	6,37,710	2,88,712	1,48,470	1,38,934	1,68,136
Java	82	85	110	51	73	5,264	4,116	5,348	3,721	4,630
Egypt	7,009	6,039	5,047	3,224	1,502	4,49,036	3,29,572	2,53,635	1,35,470	92,110
Tunis	180	100	50	5,400	3,900	2,000
Morocco (a)	187	575	—	—	..	7,500	20,750	—	—
.. Spanish(b)	—	—	—	150	..	—	—	—	5,150	..
Portuguese East Africa	359	305	256	298	204	21,093	18,814	15,616	16,798	14,070
Italian East Africa (Somaliland and Eritrea)	3,364	1,793	2,139	2,333	2,270	1,19,682	66,178	56,075	45,899	67,933
French Somaliland	80	84	84	67	130	3,255	2,690	1,845	2,075	5,927
United States of America—										
<i>Via Atlantic Coast</i>	24,403	29,234	7,411	10,968	10,039	12,35,804	10,82,506	3,20,207	5,62,809	6,87,566
<i> " Pacific " " " "</i>	141	140	1,736	1,056	..	14,256	7,209	66,772	41,834
Cuba	61	6,000
Argentine Republic (including the Atlantic Coast of Patagonia)	437	22,500
Chile	163	5,200
Other Foreign Countries	102	132	231	217	237	4,826	5,602	9,299	6,333	6,457
TOTAL FOREIGN COUNTRIES	110,708	108,994	93,252	77,146	80,002	64,34,063	46,95,754	35,85,155	35,34,000	34,47,535
<i>Share of Bengal</i>	<i>123,386</i>	<i>113,904</i>	<i>130,013</i>	<i>87,855</i>	<i>78,332</i>	<i>23,32,060</i>	<i>15,08,829</i>	<i>16,21,228</i>	<i>13,74,614</i>	<i>12,94,261</i>
<i> " Bombay</i>	<i>73,906</i>	<i>66,834</i>	<i>57,391</i>	<i>49,115</i>	<i>47,914</i>	<i>41,68,323</i>	<i>25,98,392</i>	<i>30,70,321</i>	<i>16,19,156</i>	<i>15,80,547</i>
<i> " Sind</i>	<i>705</i>	<i>814</i>	<i>524</i>	<i>595</i>	<i>615</i>	<i>15,601</i>	<i>16,272</i>	<i>8,487</i>	<i>11,318</i>	<i>10,108</i>
<i> " Madras</i>	<i>132,347</i>	<i>125,861</i>	<i>99,035</i>	<i>114,749</i>	<i>143,447</i>	<i>60,59,559</i>	<i>45,14,084</i>	<i>33,56,399</i>	<i>35,78,416</i>	<i>46,00,795</i>
<i> " Burma</i>	<i>6,353</i>	<i>14,797</i>	<i>12,446</i>	<i>17,651</i>	<i>14,940</i>	<i>1,62,095</i>	<i>87,409</i>	<i>1,45,812</i>	<i>3,36,343</i>	<i>2,48,028</i>
TOTAL	341,702	321,270	290,409	269,965	285,748	1,27,16,538	87,24,986	72,92,877	72,20,317	77,33,049
<i>Stationery (excluding paper) (III. M)—</i>										
United Kingdom (including Channel Islands)	—	—	—	—	—	3,840	4,897	29,562	2,884	2,018
Aden and Dependencies	—	—	—	—	—	14,298	6,592	5,010	3,954	4,805
Ceylon (excluding Maldives)	—	—	—	—	—	14,580	19,088	28,053	18,950	22,508
Straits Settlements	—	—	—	—	—	20,029	15,665	8,520	10,746	10,220
Zanzibar and Pemba	—	—	—	—	—	7,475	5,445	5,572	3,161	3,632
Kenya Colony	—	—	—	—	—	18,140	13,328	10,036	9,260	16,048
Other British Possessions	—	—	—	—	—	6,478	9,327	8,338	8,809	12,558
TOTAL BRITISH EMPIRE	—	—	—	—	—	84,740	85,237	90,091	57,764	78,479
Belgium	—	—	—	—	—	..	50	..	100	20,250
China (exclusive of Hongkong and Macao)	—	—	—	—	—	6,394	93	232	36	100
Portuguese East Africa	—	—	—	—	—	3,025	2,175	3,972	7,268	3,097
Other Foreign Countries	—	—	—	—	—	15,704	9,459	14,025	15,831	14,207
TOTAL FOREIGN COUNTRIES	—	—	—	—	—	25,123	11,768	19,120	28,235	37,054
<i>Share of Bengal</i>	<i>—</i>	<i>—</i>	<i>—</i>	<i>—</i>	<i>—</i>	<i>28,572</i>	<i>17,528</i>	<i>20,939</i>	<i>15,076</i>	<i>21,964</i>
<i> " Bombay</i>	<i>—</i>	<i>—</i>	<i>—</i>	<i>—</i>	<i>—</i>	<i>65,027</i>	<i>61,046</i>	<i>76,792</i>	<i>48,541</i>	<i>76,604</i>
<i> " Sind</i>	<i>—</i>	<i>—</i>	<i>—</i>	<i>—</i>	<i>—</i>	<i>495</i>	<i>756</i>	<i>2,145</i>	<i>3,120</i>	<i>2,312</i>
<i> " Madras</i>	<i>—</i>	<i>—</i>	<i>—</i>	<i>—</i>	<i>—</i>	<i>14,771</i>	<i>16,174</i>	<i>8,161</i>	<i>13,033</i>	<i>16,189</i>
<i> " Burma</i>	<i>—</i>	<i>—</i>	<i>—</i>	<i>—</i>	<i>—</i>	<i>1,077</i>	<i>1,362</i>	<i>1,273</i>	<i>1,179</i>	<i>164</i>
TOTAL	—	—	—	—	—	1,09,872	97,005	1,09,220	80,999	1,16,133

(a) Discontinued from 1933-34.
(b) Separately specified from 1933-34.

No. 11—continued

ARTICLES AND COUNTRIES OF FINAL DESTINATION; ALSO SHARE OF EACH PROVINCE	QUANTITY					VALUE				
	1930-31	1931-32	1932-33	1933-34	1934-35	1930-31	1931-32	1932-33	1933-34	1934-35
Stone and Marble—						R	R	R	R	R
Granite setts and pavement curbs* (II. B)—				Tons	Tons					
United Kingdom (including Channel Islands)	—	—	—	10,122	5,491	—	—	—	3,05,425	1,90,333
Other British Possessions	—	—	—	1	—	—	—	—	2,265	—
TOTAL BRITISH EMPIRE	—	—	—	10,123	5,491	—	—	—	3,07,690	1,90,333
Iraq	—	—	—	..	1	—	—	—	..	900
Share of Bombay	—	—	—	1	1	—	—	—	2,265	900
" Madras	—	—	—	10,122	5,491	—	—	—	3,05,425	1,90,333
TOTAL	—	—	—	10,123	5,492	—	—	—	3,07,690	1,91,233
Other sorts* (II. B)—				Tons	Tons					
TOTAL BRITISH EMPIRE	—	—	—	135	244	—	—	—	4,305	2,803
Argentine Republic (includ- ing the Atlantic Coast of Patagonia)	—	—	—	185	180	—	—	—	11,130	18,669
Other Foreign Countries	—	—	—	119	5	—	—	—	6,000	1,151
TOTAL FOREIGN COUNTRIES	—	—	—	254	185	—	—	—	17,130	14,820
Share of Bengal	—	—	—	143	130	—	—	—	14,075	13,781
" Bombay	—	—	—	6	4	—	—	—	3,477	1,390
" Sind	—	—	—	6	1	—	—	—	716	166
" Madras	—	—	—	229	243	—	—	—	3,007	1,831
" Burma	—	—	—	..	1	—	—	—	160	450
TOTAL	—	—	—	389	420	—	—	—	21,435	17,623
Stone and Marble (II. B)—(a)	Tons	Tons	Tons							
United Kingdom (including Channel Islands)	605	4,218	2,920	—	—	18,205	1,07,135	68,867	—	—
Aden and Dependencies	101	1	84	—	—	9,704	470	7,411	—	—
Ceylon (excluding Maldives)	1,103	573	112	—	—	7,704	3,777	994	—	—
Strait Settlements	62	1	..	—	—	5,247	855	..	—	—
Other British Possessions	15	20	18	—	—	3,077	5,203	2,545	—	—
TOTAL BRITISH EMPIRE	1,946	4,808	3,143	—	—	44,507	1,17,440	74,817	—	—

*Separately recorded from 1933-34.
(a) Sub-divided into new heads from 1933-34.

GENERAL EXPORTS

(654)

INDIAN MERCHANDISE

No. 11—continued

ARTICLES, AND COUNTRIES OF FINAL DESTINATION; ALSO SHARE OF EACH PROVINCE	QUANTITY					VALUE				
	1930-31	1931-32	1932-33	1933-34	1934-35	1930-31	1931-32	1932-33	1933-34	1934-35
Stones and Marble (H. B) (a) —contd.	Tons	Tons	Tons			R	R	R	R	R
France	100	1	—	—	..	6,300	600	—	—
Other Foreign Countries	20	6	16	—	—	14,103	2,600	6,520	—	—
TOTAL FOREIGN COUNTRIES	20	112	17	—	—	14,103	8,900	7,210	—	—
Share of Bengal	175	13	4	—	—	17,391	2,764	2,096	—	—
.. Bombay	20	11	105	—	—	11,046	4,215	13,417	—	—
.. Sind	6	2	..	—	—	4,046	347	66	—	—
.. Madras	1,771	4,393	3,651	—	—	26,137	1,17,139	65,716	—	—
.. Burma	1	..	—	—	189	1,325	740	—	—
TOTAL	1,972	4,920	3,180	—	—	68,700	1,26,340	82,633	—	—
Sugar—										
Sugar, 23 Dutch standard and above (I. G)—		Tons	Tons							
TOTAL BRITISH EMPIRE	..	4	2	669	1,902	725	413	273
TOTAL FOREIGN COUNTRIES	1	275	203	540	111	247
Share of Bengal	3	657	1,632	210	434	193
.. Sind	1	287	203	421	94	247
.. Madras	1	2	220	625	..	80
.. Burma	9
TOTAL	..	4	3	944	2,105	1,205	628	520
Sugar, below 23 Dutch standard but not below 16 Dutch standard (I. G)—	Tons	Tons	Tons	Tons	Tons					
Ceylon (excluding Maldives)	37	62	77	323	344	13,429	12,347	11,805	43,925	57,708
Other British Possessions	33	16	1	..	3	14,008	6,351	1,613	903	1,456
TOTAL BRITISH EMPIRE	70	68	78	323	347	27,437	18,698	13,508	44,828	59,254
Iraq	13	11	2	1	..	5,900	4,415	450	400	..
Other Foreign Countries	10	9	5	4	..	6,703	4,363	3,003	1,769	1,063
TOTAL FOREIGN COUNTRIES	23	20	7	5	..	12,603	8,778	3,453	2,169	1,063
Share of Bengal	1	89	46	58	68	455
.. Bombay	37	31	8	5	1	21,018	13,959	4,632	3,109	1,903
.. Madras	56	57	77	323	345	19,023	13,472	12,179	43,580	57,329
.. Burma	2
TOTAL	93	88	85	328	347	40,130	27,476	16,961	47,657	60,322

(a) Sub-divided into new heads from 1933-34.

No. 11—continued

ARTICLES, AND COUNTRIES OF FINAL DESTINATION; ALSO SHARE OF EACH PROVINCE	QUANTITY					VALUE				
	1930-31	1931-32	1932-33	1933-34	1934-35	1930-31	1931-32	1932-33	1933-34	1934-35
	Tons	Tons	Tons	Tons	Tons	₹	₹	₹	₹	₹
Sugar—continued										
<i>Sugar, 15 Dutch standard and below (I. G)—</i>										
Ceylon (excluding Maldives)	363	132	260	97	16	62,110	23,064	40,074	10,740	2,194
Other British Possessions	47	2	25	8,205	287	4,500	126	50
TOTAL BRITISH EMPIRE	400	134	294	97	16	70,315	23,351	44,574	10,866	2,244
Native States in Arabia other than Maskat Territory and Trucial Oman	55	7,257
Share of Bengal	50	520	126	50
Madras	400	134	349	97	16	70,315	23,851	51,401	16,710	2,194
TOTAL	400	134	349	97	16	70,315	23,931	51,921	16,866	2,244
Molasses (including Palmyra and Cane Jaggery) (I. G)—										
United Kingdom (including Channel Islands)	7	179	153	1	5	2,554	14,640	11,421
Aden and Dependencies	13	12	11	13	14	6,417	5,035	4,365	6,205	4,874
Ceylon (excluding Maldives)	390	658	5,707	896	890	99,496	1,05,945	98,872	1,19,519	1,35,011
Union of South Africa	13	12	9	14	13	5,404	3,670	3,020	3,980	3,211
Zanzibar and Pemba	14	15	17	17	14	9,925	8,194	10,908	9,230	7,221
Other British Possessions	13	21	13	10	20	6,220	5,892	5,349	5,220	6,677
TOTAL BRITISH EMPIRE	443	718	764	1,141	1,104	1,27,463	1,28,739	1,25,968	1,53,803	1,63,415
Native States in Arabia other than Maskat Terri- tory and Trucial Oman	8	1	35	39	20	2,912	513	5,887	5,160	4,339
Portuguese East Africa	14	16	16	14	18	6,427	6,570	6,233	5,452	5,910
Other Foreign Countries	4	5	4	7	2	3,262	2,507	2,060	3,747	1,533
TOTAL FOREIGN COUNTRIES	26	22	56	60	40	12,601	9,590	14,130	14,359	11,782
Share of Bengal	50	110	120	25	30
Bombay	89	68	76	89	78	37,532	29,316	33,978	33,342	28,463
Sind	540	287	450	431	407
Madras	400	673	715	1,112	1,075	1,01,692	1,08,436	1,05,556	1,39,356	1,51,256
Burma	130	..	8	43
TOTAL	409	740	819	1,201	1,158	1,40,004	1,38,329	1,40,008	1,73,162	1,80,197

GENERAL EXPORTS

(656)

INDIAN MERCHANDISE

No. 11—continued

ARTICLES, AND COUNTRIES OF FINAL DESTINATION; ALSO SHARE OF EACH PROVINCE	QUANTITY					VALUE				
	1930-31	1931-32	1932-33	1933-34	1934-35	1930-31	1931-32	1932-33	1933-34	1934-35
Sugar—concluded										
Total Sugar—	Tons	Tons	Tons	Tons	Tons	R	R	R	R	R
United Kingdom (including Channel Islands)	7	170	163	1	5	2,554	14,840	11,440
Aden and Dependencies	15	12	11	13	14	7,287	5,290	4,545	6,215	4,374
Ceylon (excluding Maldives)	780	844	1,054	1,310	1,250	1,75,192	1,43,171	1,51,266	1,80,184	1,95,083
Straits Settlements	65	21	11	12	11	13,469	4,608	3,599	3,038	3,128
Union of South Africa	13	12	9	14	13	5,451	3,725	3,060	4,133	3,211
Zanzibar and Pemba	14	15	17	17	14	10,350	8,764	10,083	9,300	7,271
Other British Possessions	26	20	20	7	12	14,154	7,707	7,053	3,345	5,170
TOTAL BRITISH EMPIRE	913	924	1,138	1,561	1,407	2,25,584	1,78,270	1,84,865	2,20,975	2,30,188
Native States in Arabia other than Maskat Territory and Trucial Oman	13	4	92	30	20	5,132	1,603	14,154	5,280	4,024
Iraq	14	11	3	2	..	6,290	4,550	880	670	96
Portuguese East Africa	16	19	18	17	18	8,923	8,114	7,924	6,530	6,558
Other Foreign Countries	6	8	5	7	2	5,224	4,304	2,422	4,140	1,819
TOTAL FOREIGN COUNTRIES	49	42	118	65	49	25,569	18,571	25,380	16,638	13,097
Share of Bengal	..	3	1	796	1,887	948	653	768
.. Bombay	106	99	82	94	79	58,600	43,275	38,660	36,451	30,371
.. Sind	1	327	490	771	525	654
.. Madras	856	864	1,173	1,532	1,436	1,91,230	1,46,059	1,69,755	1,39,976	3,11,458
.. Burma	130	11	8	42
TOTAL	962	966	1,256	1,626	1,516	2,51,458	1,91,841	2,10,245	2,37,613	2,43,283
Tallow and Stearine (including Grease and Animal fat) (II. L)—	Cwts.	Cwts.	Cwts.	Cwts.	Cwts.					
United Kingdom (including Channel Islands)	151	134	134	138	116	5,277	4,942	4,924	3,600	3,250
Fahrein Islands	1,549	1,085	1,027	1,261	890	81,084	62,405	51,790	64,176	43,440
Straits Settlements	3,030	2,129	1,715	1,797	1,638	1,00,486	59,033	47,655	37,430	20,312
Union of South Africa	30	102	110	297	264	1,600	7,130	4,250	7,790	5,538
Fiji Islands	1,879	1,314	1,612	1,843	271	59,506	38,850	38,667	36,137	3,700
Other British Possessions	94	116	122	96	255	2,822	3,581	2,528	1,712	4,518
TOTAL BRITISH EMPIRE	6,733	4,970	4,720	5,432	3,434	2,50,865	1,75,041	1,49,823	1,50,853	80,768
Maskat Territory and Trucial Oman	1,172	1,014	539	640	428	39,261	30,222	16,081	15,660	10,020
Other Native States in Arabia	750	455	591	636	366	38,505	21,435	29,312	20,857	15,510
Iran	123	..	44	3	54	6,185	..	2,079	47	2,900
Other Foreign Countries	10	4	23	63	36	335	100	100	1,700	825
TOTAL FOREIGN COUNTRIES	2,055	1,473	1,197	1,343	884	82,280	57,757	47,802	47,173	29,273
Share of Bengal	5,124	3,841	3,562	4,102	2,540	1,66,462	1,11,519	97,071	85,110	46,113
.. Bombay	3,514	2,462	2,077	2,468	1,859	1,82,557	1,19,078	96,694	1,08,351	71,108
.. Sind	100	78	75	49	13	2,462	1,609	1,487	683	190
.. Madras	80	62	103	140	106	1,580	749	2,283	3,509	1,616
.. Burma	..	10	..	21	750	..	373	..
TOTAL	8,788	6,443	5,917	6,780	4,318	3,38,151	2,33,698	1,97,485	1,98,026	1,19,081

No. 11—continued

ARTICLES, AND COUNTRIES OF FINAL DESTINATION; ALSO SHARE OF EACH PROVINCE	QUANTITY					VALUE				
	1930-31	1931-32	1932-33	1933-34	1934-35	1930-31	1931-32	1932-33	1933-34	1934-35
Tea—										
<i>Attack (L. H)—</i>	Lbs.	Lbs.	Lbs.	Lbs.	Lbs.	R	R	R	R	R
United Kingdom (including Channel Islands)	207,931,211	200,690,767	330,000,080	270,202,141	283,517,818	1,80,70,338	16,80,73,440	14,78,46,603	17,56,37,286	18,14,03,935
Irish Free State (a)	—	—	—	2,148,182	1,807,100	—	—	—	15,00,424	10,06,403
Palestine	83,920	843,401	165,026	157,416	148,758	20,601	1,35,648	77,282	77,011	70,517
Aden and Dependencies	287,804	413,198	812,033	821,261	345,841	1,62,039	1,83,140	1,21,809	1,50,613	1,94,041
Bahrain Islands	983,198	1,100,623	712,072	260,776	314,585	6,08,602	4,84,500	2,84,051	1,02,149	1,74,017
Ceylon (excluding Maldives)	5,005,974	2,006,763	3,531,316	3,246,815	3,045,858	37,06,645	20,31,427	23,23,431	20,21,620	20,22,368
Straits Settlements	318,407	273,723	226,920	120,589	13,695	2,43,158	1,71,012	1,16,177	62,133	9,130
Union of South Africa	773,660	653,294	532,028	543,023	448,581	6,02,191	3,42,383	2,60,109	3,32,630	2,33,304
Zanzibar and Pemba	41,141	50,058	40,346	7,260	6,600	32,636	31,167	21,843	6,360	4,252
Kenya Colony	96,372	64,081	2,930	5,144	6,081	84,264	41,428	1,629	2,654	3,407
Tanganyika Territory	62,484	7,020	2,108	200	..	55,479	6,907	1,315	200	..
Somaliland Protectorate	202,372	114,202	82,740	118,892	117,314	1,13,004	47,021	31,029	56,776	63,248
Anglo-Egyptian Sudan	1,734,456	454,202	92,074	886,550	439,800	8,02,222	2,09,008	42,568	2,17,731	2,05,013
Seychelles	11,283	11,008	12,965	7,988	10,335	8,078	7,558	8,251	3,885	6,007
Canada—										
Via Atlantic Coast	5,503,732	7,639,464	9,492,387	9,697,693	9,174,801	53,84,987	35,68,606	46,89,212	50,14,562	40,82,395
" Pacific "	4,671,972	6,444,001	7,202,172	5,431,274	3,639,850	28,01,720	31,71,823	34,43,775	27,42,064	18,42,470
British West India Islands (excluding Bahamas)	33,430	57,703	174,603	66,559	114,150	21,406	26,326	74,514	36,743	64,953
British Guiana	7,400	11,320	22,500	12,874	21,550	3,434	4,745	10,219	6,950	11,064
Commonwealth of Australia	4,529,037	2,508,835	1,639,612	1,986,656	1,585,025	23,89,783	12,96,818	8,01,160	10,72,526	8,12,712
New Zealand	357,969	1,014,072	1,145,898	2,497,399	1,116,341	2,30,971	3,44,070	5,75,004	13,21,580	6,56,373
Fiji Islands	11,102	15,610	16,768	20,315	14,316	5,500	5,588	5,412	11,306	7,507
Other British Possessions	8,044	15,925	11,665	12,786	18,444	7,194	6,375	4,301	7,063	9,505
TOTAL BRITISH EMPIRE	322,606,970	314,311,693	356,079,736	303,311,708	310,958,678	21,47,75,051	18,12,41,093	16,05,90,060	19,04,07,281	19,30,72,653
U. S. S. R.—										
Northern	572,798	243,003	..	228,015	..	2,36,398	1,24,001	..	1,17,649	..
Southern	4,684,010	3,200,708	3,875,076	480,101	40,432	29,21,573	15,93,561	16,02,820	2,44,129	20,174
Pacific Ports (in Asia)	3,200,663	1,826,747	95,874	18,16,056	8,23,572	46,795
Sweden	7,580	21,029	20,220	15,840	8,091	6,759	10,520	11,257	7,883	5,462
Denmark	8,385	4,903	8,330	5,395	9,013	3,659	6,015	5,118	4,658	6,373
Poland (including Danzig)	85,493	67,268	..	8,612	4,572	90,533	62,126	..	6,052	2,978
Germany	116,220	106,481	126,805	258,899	142,947	1,18,560	80,609	84,726	1,98,592	1,00,213
Netherlands	76,136	79,033	122,071	86,612	109,493	45,709	42,036	60,012	50,436	59,187
Belgium	2,009	2,120	6,821	3,225	3,340	1,998	2,115	5,076	2,099	3,862
France	130,193	192,261	355,555	245,575	31,699	84,369	1,14,460	2,72,274	1,43,046	60,706
Italy (including Fiume)	5,329	5,120	12,906	7,676	4,738	6,128	4,204	7,167	5,479	3,422
Roumania	27,560	21,250	11,000	39,150	80,599	20,824	10,825	5,560	21,500	15,250
Greece (including Crete)	125,985	59,525	30	11,000	1,500	70,391	21,994	0	3,437	937
Turkey, European	230,295	179,700	97,750	430,750	201,177	1,50,138	1,02,232	62,781	274,921	1,51,500
Turkey, Asiatic	388,805	298,802	29,013	307,212	178,108	2,79,593	1,39,653	2,00,450	1,77,249	1,11,892
Syria	94,780	197,066	186,645	106,414	143,355	76,254	66,418	73,156	59,170	82,438
Mesopotamian Territory and Trucial States	68,631	89,271	129,474	118,159	204,127	45,582	39,516	37,722	61,659	37,999

(a) Separately shown from 1933-34.

GENERAL EXPORTS

INDIAN MERCHANDISE

(658)

No. 11--continued

ARTICLES, AND COUNTRIES OF FINAL DESTINATION; ALSO SHARE OF EACH PROVINCE	QUANTITY					VALUE				
	1930-31	1931-32	1932-33	1933-34	1934-35	1930-31	1931-32	1932-33	1933-34	1934-35
Tea--continued						R	R	R	R	R
<i>Black (I. H)--continued</i>	Lbs.	Lbs.	Lbs.	Lbs.	Lbs.					
Other Native States in Arabia	1,140,466	1,180,869	1,593,058	438,063	0,44,210	7,25,061	4,46,616	4,21,865	2,00,491	5,17,808
Iraq	1,100,792	915,271	505,071	506,476	486,722	7,24,800	4,77,949	2,49,171	2,65,562	2,51,773
Iran	4,290,032	2,014,544	1,482,420	1,075,198	325,149	23,71,360	9,63,850	6,54,589	5,57,002	1,04,793
Henjam Island	4,138	2,450	6,113	3,567
Sumatra	8,400	8,400	8,400	3,600	..	8,410	8,400	5,872	2,166	..
China (exclusive of Hongkong and Macao)	1,741,880	1,202,937	78	221	..	12,63,524	6,41,360	59	111	..
Japan	16,492	11,275	9,376	6,420	12,392	14,657	9,822	7,549	8,010	14,470
Egypt	3,557,480	3,278,851	2,002,275	1,266,879	684,651	21,60,282	14,70,057	8,46,373	7,35,384	3,83,545
Tunis	2,500	8,700	63,822	1,250	..	31,911
Portuguese East Africa . .	48,851	58,890	49,566	33,244	20,376	85,533	41,601	23,305	12,150	10,012
Algeria	50	40	11,103	50	40	5,028
Italian East Africa (Somaliland and Eritrea) . .	216,790	370,809	353,376	320,095	614,770	90,075	1,48,498	1,23,077	1,57,970	3,00,054
French Somaliland	68,424	99,887	50,972	49,019	48,517	38,213	44,051	18,977	23,980	28,020
United States of America—										
Vid Atlantic Coast . . .	9,435,031	9,355,053	10,772,360	8,017,555	7,655,457	60,08,677	47,05,785	55,31,687	44,50,837	41,87,375
" Pacific "	403,614	441,664	365,002	299,820	347,808	2,97,955	2,33,221	1,84,680	1,63,865	2,07,753
Cuba	17,000	12,750
Uruguay	11,600	..	5,000	7,500	21,000	11,600	..	3,750	3,750	10,750
Argentine Republic (including the Atlantic Coast of Patagonia)	163,604	180,080	124,025	106,302	49,020	1,33,129	96,235	66,814	56,223	24,886
Chile (including the Pacific Coast of Patagonia)	484,831	332,449	366,517	2,250	1,480,574	3,25,349	1,74,448	2,60,579	1,125	7,56,824
Peru	3,500	28,100	56,856	22,211	15,091	2,625	14,100	41,016	11,753	7,905
Other Foreign Countries . .	32,282	20,747	9,119	17,348	16,880	18,374	11,352	5,093	7,708	8,891
Total "For orders" cargoes(b)	1,000	706
TOTAL FOREIGN COUNTRIES	32,693,786	28,098,197	22,756,830	14,504,315	13,874,460	2,03,37,704	1,28,22,350	1,00,37,745	80,42,555	76,46,058
<i>Share of Bengal</i>	<i>306,808,991</i>	<i>294,686,022</i>	<i>323,824,706</i>	<i>270,822,026</i>	<i>276,452,977</i>	<i>19,31,82,792</i>	<i>15,46,59,271</i>	<i>12,53,26,158</i>	<i>15,83,83,938</i>	<i>16,86,13,727</i>
" Bombay	485,872	298,225	161,497	164,530	169,547	4,40,393	2,76,259	1,37,774	1,27,396	79,860
" Sind	16,517	11,975	6,489	2,698	66,672	13,743	9,335	3,648	2,013	28,600
" Madras	43,574,502	46,901,455	54,836,734	46,793,554	48,138,633	1,11,57,522	3,91,01,070	4,60,59,381	3,99,27,699	4,25,73,015
" Burma	14,899	12,353	3,140	3,365	21,409	9,203	7,517	7,844	3,250	24,409
TOTAL	365,800,772	340,010,130	378,836,566	317,810,111	324,833,138	23,51,13,065	19,40,63,452	17,15,27,805	16,84,49,636	20,13,19,311
Green (I. H)--	Lbs.	Lbs.	Lbs.	Lbs.	Lbs.					
United Kingdom	938,040	608,174	4,78,787	3,10,423
TOTAL FOREIGN COUNTRIES	128	24	..	96	100	..
<i>Share of Bengal</i>	<i>938,040</i>	<i>608,174</i>	<i>..</i>	<i>..</i>	<i>..</i>	<i>4,78,787</i>	<i>3,10,423</i>	<i>..</i>	<i>..</i>	<i>..</i>
" Bombay	128	96
" Sind	24	100	..
TOTAL	938,168	608,174	..	24	..	4,78,883	3,10,423	..	100	..
Total Tea--	Lbs.	Lbs.	Lbs.	Lbs.	Lbs.					
United Kingdom (including Channel Islands)	298,869,251	291,198,041	330,666,980	276,262,141	288,517,818	19,04,58,125	16,02,83,872	14,78,45,503	17,56,43,286	18,14,63,936
Irish Free State (a)	2,148,182	1,807,106	15,00,424	10,60,463
Palestine	38,920	343,401	165,026	157,443	148,758	26,601	1,35,548	77,262	77,011	70,517
Aden and Dependencies	283,894	415,108	312,036	321,261	345,841	1,62,039	1,83,880	1,21,609	1,59,613	1,04,041
Bahrain Islands	983,198	1,160,625	712,072	260,775	314,585	6,08,692	4,34,500	2,34,081	1,02,140	1,74,917
Ceylon (excluding Maldives)* .	6,005,074	2,906,768	3,581,315	3,216,315	3,045,858	37,06,645	20,31,427	23,23,431	20,29,626	20,22,368
Straits Settlements	813,407	276,723	226,920	120,589	13,605	2,43,158	1,71,912	1,16,177	62,168	9,186
Union of South Africa	773,609	653,204	532,028	543,023	448,582	6,02,191	3,42,983	2,60,109	3,82,639	2,33,864

* Tea consigned from British India to Ceylon is almost entirely transhipped at Colombo to other countries and does not therefore appear in the Ceylon Customs returns as imports into Ceylon.
 (a) Separately shown from 1933-34.
 (b) Specified Separately from 1934-35 and subject to subsequent adjustment.

No. 11—continued

ARTICLES, AND COUNTRIES OF FINAL DESTINATION; ALSO SHARE OF EACH PROVINCE	QUANTITY					VALUE				
	1930-31	1931-32	1932-33	1933-34	1934-35	1930-31	1931-32	1932-33	1933-34	1934-35
	Lbs.	Lbs.	Lbs.	Lbs.	Lbs.	Rs	Rs	Rs	Rs	Rs
<i>To a—continued</i>										
Total Tea—continued										
Zanzibar and Pemba	41,141	56,058	40,340	7,289	6,600	32,636	31,167	21,848	6,360	4,252
Kenya Colony	96,372	64,631	2,930	5,144	6,681	84,264	41,428	1,020	2,054	3,407
Tanganyika Territory	62,481	7,020	2,198	200	..	55,479	6,907	2,345	200	..
Somaland Protectorate	202,372	114,202	82,740	118,892	117,814	1,13,004	47,021	31,029	56,776	63,248
Anglo-Egyptian Sudan	1,734,156	454,262	92,074	385,559	489,869	3,02,222	2,09,908	42,688	2,17,731	2,05,013
Seychelles	11,233	11,008	12,965	7,988	10,395	8,678	7,558	8,251	3,485	0,007
Canada—										
Vid Atlantic Coast	5,503,732	7,689,464	9,402,887	9,697,993	9,174,861	33,84,987	35,08,605	45,80,218	50,14,562	46,82,395
„ Pacific „	4,671,972	6,444,001	7,202,172	5,431,274	3,639,850	28,01,729	31,71,828	34,48,775	27,42,064	18,42,476
British West India Islands (excluding Bahamas)	33,430	57,700	174,404	66,550	114,150	21,406	25,320	74,514	36,743	64,053
British Guiana	7,400	11,320	22,500	12,874	21,550	3,434	4,745	10,219	6,950	11,084
Commonwealth of Australia New Zealand	4,529,937	2,508,885	1,639,612	1,986,055	1,585,025	23,59,763	12,96,818	8,01,160	10,72,526	8,12,712
Fiji Islands	367,089	1,014,072	1,146,896	2,407,399	1,116,341	2,36,071	5,44,070	5,75,604	13,21,580	6,56,373
Other British Possessions	11,102	15,619	16,768	20,315	14,316	5,500	5,568	5,412	11,300	7,507
Other British Possessions	8,044	16,925	11,665	12,882	18,444	7,194	6,876	4,301	7,068	9,505
TOTAL BRITISH EMPIRE	823,545,016	315,420,107	356,079,736	303,811,896	310,958,678	21,52,54,738	18,15,61,516	16,05,90,080	19,04,07,281	19,36,72,653
U. S. S. B.—										
Northern	572,798	248,008	..	228,015	..	2,86,398	1,24,001	..	1,17,849	..
Southern	4,684,040	3,200,768	3,379,276	480,101	40,432	29,21,673	15,98,561	16,04,345	2,44,129	20,174
Pacific Ports (in Asia)	3,200,683	1,826,747	95,874	18,16,056	8,23,572	46,795
Sweden	7,580	21,029	20,226	15,849	8,091	6,759	10,520	11,287	7,888	5,462
Denmark	8,835	4,998	8,330	5,895	9,918	9,659	6,015	5,119	4,558	6,873
Poland (including Danzig)	85,698	67,268	..	8,612	4,572	90,533	62,126	..	6,052	2,973
Germany	146,220	106,481	126,805	258,809	142,947	1,18,560	80,000	84,725	1,98,592	1,00,212
Netherlands	76,138	79,038	122,071	86,612	109,498	45,709	42,030	66,012	50,436	59,187
Belgium	2,008	3,120	6,821	3,225	3,340	1,996	2,115	5,676	2,099	8,862
France	180,193	192,261	355,555	245,535	84,669	81,868	1,14,400	2,72,274	1,41,164	50,706
Italy (including Fiume)	5,320	5,120	12,006	7,676	4,738	6,128	4,204	7,167	5,479	3,422
Roumania	27,500	21,250	11,000	38,150	30,600	20,624	10,625	5,500	21,500	15,250
Greece (including Crete)	125,085	59,525	30	11,600	1,500	70,891	21,094	80	3,437	937
Turkey, European	280,295	179,700	97,750	420,760	201,177	1,50,188	1,09,232	62,781	2,74,921	1,51,509
Turkey, Asiatic	388,865	298,802	426,013	307,212	178,108	2,79,598	1,89,658	3,00,450	1,77,249	1,11,892
Syria	94,780	107,956	185,045	106,414	143,855	76,254	86,418	78,155	59,170	82,438
Armenia	14,175	625	3,600	10,630	469	1,525
Muscat Territory and Trucial Oman	68,531	89,271	129,474	118,150	204,127	45,582	39,446	37,722	61,658	87,960
Other Native States in Arabia	1,140,466	1,180,869	1,598,058	436,068	944,210	7,25,061	4,46,016	4,21,865	2,00,401	5,17,898
Iraq	1,169,792	915,271	505,071	506,500	486,722	7,24,896	4,77,949	2,40,171	2,05,662	2,51,773
Iran	4,290,932	2,014,544	1,462,420	1,075,193	325,140	23,71,466	9,63,860	6,54,589	5,57,602	1,94,763
Henjam Island	4,138	2,450	6,113	3,587
Sumatra	8,400	8,400	8,400	3,600	..	8,410	8,400	5,872	2,166	..
China (exclusion of Hongkong and Macao)	1,741,886	1,202,987	78	221	..	12,63,514	6,41,366	10	111	..
Japan	16,492	11,276	9,876	6,420	12,392	14,657	9,822	7,549	8,910	14,479
Egypt	8,567,430	3,278,651	2,002,276	1,266,879	684,651	21,66,282	14,70,957	8,46,373	7,85,364	3,83,545
Tunis	2,500	..	68,822	1,260	..	31,911
Algeria	50	40	11,193	50	40	5,628
Portuguese East Africa	46,851	58,899	49,566	23,241	20,876	35,583	41,501	23,395	12,150	10,912

GENERAL EXPORTS

INDIAN MERCHANDISE

(660)

No. 11—continued

ARTICLES, AND COUNTRIES OF FINAL DESTINATION; ALSO SHARE OF EACH PROVINCE	QUANTITY					VALUE				
	1930-31	1931-32	1932-33	1933-34	1934-35	1930-31	1931-32	1932-33	1933-34	1934-35
Tea—concluded										
Total Tea—concluded	Lbs.	Lbs.	Lbs.	Lbs.	Lbs.	R	R	R	R	R
Italian East Africa (Somali-land and Eritrea)	215,700	370,609	353,876	320,095	514,776	90,075	1,48,408	1,23,977	1,57,970	3,00,054
French Somaliland	68,424	99,887	50,972	49,010	48,517	38,213	44,051	18,977	23,980	23,026
United States of America—										
<i>Vid Atlantic Coast</i>	9,135,051	9,355,853	10,772,800	8,017,555	7,655,457	60,68,677	47,65,785	55,31,087	44,50,637	41,87,375
<i>" Pacific "</i>	463,611	441,664	365,002	299,829	347,808	2,97,955	2,33,221	1,84,680	1,63,855	2,07,753
Cuba	17,000	12,750
Uruguay	11,000	..	5,000	7,500	21,000	11,600	..	3,750	3,750	10,750
Argentine Republic (<i>including the Atlantic Coast of Patagonia</i>)	163,604	180,030	124,025	106,302	40,020	1,38,129	90,235	66,614	56,223	24,885
Chile (<i>including the Pacific Coast of Patagonia</i>)	484,881	332,440	366,517	2,250	1,480,574	3,25,349	1,74,448	2,50,579	1,125	7,56,824
Peru	8,500	28,100	56,858	22,211	15,991	2,625	14,100	41,016	11,758	7,095
Other Foreign Countries	22,282	20,747	9,199	17,348	15,880	18,324	11,352	5,285	10,490	8,931
Total " For Orders " Cargoes (a)	—	—	—	—	1,000	—	—	—	—	795
TOTAL FOREIGN COUNTRIES	32,807,024	28,098,197	22,766,880	14,504,339	13,874,460	2,03,37,800	1,28,22,350	1,09,87,745	80,42,655	76,46,853
<i>Share of Bengal</i>	307,147,031	295,294,196	333,824,706	270,795,636	276,452,977	19,39,61,579	15,49,79,694	12,53,26,158	15,33,83,938	15,86,13,727
<i>" Bombay "</i>	456,000	298,285	161,497	184,530	150,547	4,40,489	2,76,259	1,30,774	1,27,396	79,560
<i>" Sind "</i>	16,617	11,575	5,489	2,720	66,672	13,745	9,335	3,648	2,113	28,600
<i>" Madras "</i>	4,574,562	45,901,455	54,836,734	46,824,584	48,138,633	4,11,67,522	3,91,01,070	4,60,59,381	3,99,27,699	4,25,73,015
<i>" Burma "</i>	14,890	12,393	8,140	8,305	24,409	9,203	7,517	7,841	8,290	24,409
TOTAL	356,232,040	341,510,304	378,836,566	317,816,135	324,833,138	23,55,02,538	10,43,73,875	17,16,27,805	10,84,49,936	20,13,19,311
Tea waste, for the manu- facture of Caffeine (II. S)	Lbs.	Lbs.	Lbs.	Lbs.	Lbs.					
United Kingdom (<i>including Channel Islands</i>)	369,245	493,814	31,445	40,332
Straits Settlements	3,624	178
TOTAL BRITISH EMPIRE	369,245	493,814	3,624	31,445	40,332	178
Germany	228,945	2,350	19,347	103	..
United States of America—										
<i>Vid Atlantic Coast</i>	6,117,836	2,204,038	2,587,850	5,780,328	3,207,026	5,96,002	1,43,381	1,22,604	2,60,625	1,40,876
Other Foreign Countries	32,472	..	54,128	4,158	..	1,358
TOTAL FOREIGN COUNTRIES	6,159,308	2,204,038	2,870,423	5,782,678	3,207,026	6,00,950	1,43,381	1,43,309	2,60,728	1,40,876
<i>Share of Bengal</i>	6,419,453	2,698,752	2,816,623	5,731,878	3,210,650	6,21,284	1,83,713	1,40,351	2,57,934	1,41,053
<i>" Madras "</i>	100,100	..	53,800	50,890	..	11,011	..	2,958	2,794	..
TOTAL	6,519,553	2,698,752	2,870,423	5,782,678	3,210,650	6,32,295	1,83,713	1,43,309	2,60,728	1,41,053
Textiles—										
Cotton—										
Raw (II. B)—	Tons	Tons	Tons	Tons	Tons					
United Kingdom (<i>including Channel Islands</i>)	50,118	20,723	29,846	61,037	61,933	3,00,07,346	1,53,94,598	1,60,84,515	3,37,41,141	3,41,82,381
Palastine	13	7,000
Ceylon (<i>excluding Maldives</i>)	1,948	592	808	196	401	10,72,705	5,44,019	2,66,875	2,17,200	3,22,200
Straits Settlements	9	550	00	5,320
Hongkong	..	262	5	..	12	..	1,50,000	1,500	..	4,068
Canada—										
<i>Vid Atlantic Coast</i>	..	8	9	0	76	..	4,150	4,000	5,000	34,850
<i>" Pacific "</i>	4	18	2,625	8,750
Commonwealth of Australia	51	200	934	376	512	33,047	1,20,001	3,95,128	1,72,030	3,08,333
New Zealand	44	30,810
Other British Possessions	14	1	1	0	11	10,825	836	502	3,905	3,040
Total " For Orders " Cargoes (a)	—	—	—	—	22	—	—	—	—	10,625
TOTAL BRITISH EMPIRE	51,305	80,786	31,153	61,631	63,067	3,11,56,252	1,62,13,628	1,67,52,520	3,41,42,681	3,48,88,076

(a) Specified separately from 1934-35 and subject to subsequent adjustment.

ARTICLES, AND COUNTRIES OF FINAL DESTINATION; ALSO SHARE OF EACH PROVINCE	QUANTITY					VALUE				
	1930-31	1931-32	1932-33	1933-34	1934-35	1930-31	1931-32	1932-33	1933-34	1934-35
	Tons	Tons	Tons	Tons	Tons	Rs.	Rs.	Rs.	Rs.	Rs.
Textiles—continued										
Cotton—continued										
<i>Raw (II, M)—continued</i>										
Lithuania	100	70,140
Sweden	367	245	62	166	321	2,31,562	1,12,715	83,340	71,925	1,31,560
Latvia	29	13,097
Norway	25	30	20	25	35	14,450	16,150	10,500	12,600	17,335
Denmark	70	5	20	19	42	48,844	2,362	9,800	10,450	24,020
Poland (including Danzig)	153	3,982	4,553	70,980	18,85,091	23,55,767
Germany	65,172	29,575	27,272	44,067	27,387	3,29,81,431	1,47,52,687	1,84,21,959	2,09,51,618	1,36,80,043
Netherlands	10,392	5,921	6,714	11,649	8,284	61,05,014	29,78,649	37,79,321	54,01,378	38,59,928
Belgium	38,830	21,548	22,815	25,826	27,393	2,68,07,770	1,18,58,642	1,28,86,145	1,48,04,726	1,48,40,869
France	41,370	14,399	22,091	29,117	26,391	2,68,23,827	78,76,861	1,16,98,707	1,63,18,771	1,35,23,764
Spain	18,938	8,074	9,335	10,955	10,774	1,15,79,456	42,18,634	48,71,170	63,29,764	55,31,898
Portugal (including Azores and Maducia)	163	112	324	494	523	85,950	57,575	1,70,175	2,01,630	2,51,415
Italy (including Fiume)	61,779	33,382	27,973	46,555	49,598	3,78,69,304	1,65,47,589	1,46,58,493	2,35,77,778	2,54,72,573
Austria	11	7,750
Yugoslavia (Kingdom of the Serbs Croats and Slovenes)	35	14,052
Bulgaria	10	20	446	4,400	9,350	2,08,300
Roumania	4	36	85	1,600	17,050	49,365
Greece (including Crete)	995	355	775	2,842	3,549	3,52,445	1,89,395	4,17,435	18,41,923	21,28,767
Syria	19	11,000
Philippines	38	18,000
French Indo-China	1,384	2,625	562	3,114	2,480	8,22,225	14,89,000	2,66,292	16,49,600	13,97,598
(Hain (exclusive of Hong-kong and Macao))	108,125	77,946	23,928	60,127	25,2992	7,40,84,215	4,50,25,230	1,82,75,339	3,21,89,072	1,28,73,999
Japan	301,019	197,318	193,686	182,565	360,033	70,99,81,199	11,04,66,470	11,12,31,839	10,52,52,937	21,08,29,532
Egypt	537	4	43	2,86,300	5,000	22,900
Portuguese East Africa	10	120	5,500
United States of America—Via Atlantic Coast	7,013	4,922	1,843	5,897	5,259	40,56,122	25,26,144	5,62,048	22,10,197	25,00,484
" Pacific "	837	409	197	481	533	4,38,390	1,52,839	78,087	2,27,604	2,33,162
Chile (including the Pacific Coast of Patagonia)	32	12	19,065	6,800
Other Foreign Countries	2	5	10	6	2	1,468	1,835	5,925	4,580	3,185
TOTAL "For Orders" CARGOES (a)	—	—	—	—	64	—	—	—	—	30,016
TOTAL FOREIGN COUNTRIES	640,764	392,394	337,180	427,657	552,226	48,21,24,156	21,82,58,641	18,69,08,081	23,17,02,670	31,00,95,036
<i>Share of Bengal</i>	6,159	6,163	9,385	12,389	7,993	38,89,148	33,12,565	30,78,316	62,10,739	39,54,664
" <i>Dombay</i>	174,869	279,989	206,225	237,164	316,538	13,78,12,574	15,77,01,457	12,25,53,209	14,29,06,199	19,01,07,569
" <i>Sind</i>	189,995	128,475	128,666	200,491	259,148	9,54,95,575	6,35,23,041	6,43,12,589	9,62,06,055	12,66,49,111
" <i>Madras</i>	21,167	12,264	19,514	17,871	26,336	1,68,96,290	72,89,543	69,89,175	1,11,44,349	1,74,31,968
" <i>Burma</i>	17,387	5,197	13,543	29,960	14,339	96,56,353	26,42,363	67,96,339	1,04,37,398	78,66,493
TOTAL { Tons = Bales }	701,969 = 3,025,986	423,080 = 2,369,248	398,333 = 2,052,065	439,988 = 2,740,015	615,319 = 3,445,752	40,32,89,498	23,44,72,269	20,37,10,601	26,59,05,859	34,49,83,112
Waste (II, M)—	Cwts.	Cwts.	Cwts.	Cwts.	Cwts.					
United Kingdom (including Channel Islands)	54,271	93,557	84,394	93,721	93,699	12,07,325	16,35,521	14,22,993	15,41,408	15,67,910
Nahrain Islands	511	987	1,252	478	1,227	8,445	8,755	10,591	10,595	20,723
Ceylon (excluding Maldives)	2,936	2,243	1,630	2,078	1,978	59,862	69,332	32,759	41,403	31,821
Gulfa Settlements	555	524	516	203	496	16,517	10,179	8,658	4,564	3,565
Union of South Africa	78	514	1,532	2,319	13,925	28,225
Zanzibar and Pemba	835	216	211	..	38	9,435	5,400	3,400	..	600
Kenya Colony	70	408	56	923	481	1,796	7,337	823	10,119	7,020
Mauritius and Dependencies	111	194	311	60	270	2,889	6,136	7,122	1,971	7,624
Canada—Via Atlantic Coast	875	10,000
Commonwealth of Australia	1,199	1,747	1,598	1,462	947	30,500	28,850	31,740	29,343	29,170
New Zealand	451	399	572	557	511	12,900	6,000	12,050	11,200	8,240
Other British Possessions	188	522	377	838	800	4,886	10,639	7,978	11,288	5,913
TOTAL BRITISH EMPIRE	59,628	109,771	99,935	109,998	102,354	13,52,954	17,78,149	15,53,269	16,74,896	17,10,751

† Bale of Cotton = 400 lbs.
(a) Specified separately from 1934-35 and subject to subsequent adjustment.

GENERAL EXPORTS

(662)

INDIAN MERCHANDISE

No. 11—continued

ARTICLES, AND COUNTRIES OF FINAL DESTINATION; ALSO SHARE OF EACH PROVINCE	QUANTITY					VALUE				
	1930-31	1931-32	1932-33	1933-34	1934-35	1930-31	1931-32	1932-33	1933-34	1934-35
Textiles—continued						R	R	R	R	R
Cotton—continued	Cwts.	Cwts.	Cwts.	Cwts.	Cwts.					
Waste (I. M.)—continued										
Sweden	4,843	2,919	2,990	12,575	16,410	1,09,970	62,095	89,022	1,72,954	2,59,728
Norway	921	628	167	4,958	575	19,460	14,630	2,420	76,768	10,280
Denmark	115	1,348	5,124	7,002	5,431	2,890	27,918	82,199	1,06,071	66,005
Germany	86,088	55,102	53,340	56,214	54,054	4,86,393	5,09,004	5,22,216	6,08,355	6,42,631
Netherlands	7,630	1,814	2,289	4,634	2,122	93,165	15,155	27,331	71,350	37,680
Belgium	95,391	85,491	29,663	25,804	46,031	4,96,207	3,55,194	3,23,426	3,30,110	6,38,894
France	17,990	9,561	29,300	10,311	15,765	2,75,696	1,05,915	3,66,744	1,33,991	2,53,361
Spain	2,518	785	3,234	10,255	14,011	38,160	12,300	40,163	1,50,540	2,44,820
Italy (including Fiume)	3,517	12,682	7,868	5,249	4,517	42,650	1,73,550	1,38,920	84,208	72,090
Austria	1,242	175	..	831	..	16,070	4,250	..	3,550
Mascat Territory and Trucial Oman	303	113	369	611	286	8,340	1,965	4,325	6,270	4,820
Iraq	1,164	1,147	1,723	2,752	3,126	23,048	24,539	20,101	39,657	66,913
Iran	20	..	75	1,354	1,482	1,540	..	741	12,046	13,860
Egypt	89	..	492	938	405	2,350	..	9,430	16,820	5,100
Portuguese East Africa	1,709	1,970	4,125	6,574	4,185	44,119	34,966	67,184	1,16,651	71,615
United States of America—										
Via Atlantic Coast	40,008	14,426	6,771	36,646	78,666	7,35,535	1,48,355	65,871	2,10,416	8,42,471
" Pacific "	1,334	2,360	787	3,289	171	52,500	52,500	11,500	55,400	2,226
Brazil	6,761	1,88,400
Other Foreign Countries	390	477	320	574	441	6,321	7,901	2,355	8,012	5,910
Total Foreign Countries	160,296	145,165	146,742	182,535	249,209	26,31,144	15,68,527	17,20,697	21,98,809	32,40,070
Share of Bengal	284	6,972	6,459	6,378	7,417	6,340	85,320	79,467	74,727	95,381
" Bombay	208,584	224,075	215,833	263,700	325,145	39,03,770	39,05,110	31,41,511	37,37,037	47,69,138
" Sina	24	16	28	5	22	452	240	660	..	426
" Madras	11,950	11,213	15,155	13,359	18,973	73,469	55,392	46,631	61,589	85,360
" Burma	2	..	202	1	1	47	74	2,338	12	16
TOTAL	219,924	245,870	237,677	283,443	351,563	39,84,108	83,46,676	32,74,077	38,78,495	40,50,821
Wool and Yarn—										
Grey Nos. 1 to 10 (III. P)—	Lbs.	Lbs.	Lbs.	Lbs.	Lbs.					
United Kingdom (including Channel Islands)	147,693	149,200	196,000	438,000	205,160	58,103	45,124	64,352	1,84,235	66,426
Malta and Gozo	4,000	6,000	11,200	80,300	8,800	1,469	1,625	4,450	7,981	3,000
Cyprus	110,460	133,240	54,800	60,825	70,530	39,627	43,090	20,550	21,235	21,885
Palestine	1,600	15,600	81,200	15,600	400	659	7,525	38,967	7,800	200
Aden and Dependencies	1,724,640	671,800	600,300	893,200	500,376	10,71,325	3,57,780	3,11,417	4,42,731	2,47,403
Bahrain Islands	63,400	106,000	67,800	98,400	68,000	34,400	52,725	34,400	48,600	32,000
Maldives	6,900	5,100
Ceylon (excluding Maldives)	6,719	3,870	3,414	8,376	16,810	4,125	3,450	1,799	5,520	5,500
British Settlements	64,000	105,200	77,880	160,880	324,200	46,300	57,480	39,411	82,657	1,58,920
Hongkong	729,000	70,000	8,00,988	25,000
Union of South Africa	153,600	254,040	..	6,000	8,400	67,950	71,098	..	2,374	2,587
Zanzibar and Pemba	35,959	15,124	14,000	28,800	37,624	25,300	8,040	5,930	11,705	15,600
Kenya Colony	31,763	27,796	30,900	23,248	30,272	16,956	15,083	16,600	12,365	14,885
Tanganyika Territory	5,812	1,600	12,000	4,400	4,080	4,150	1,100	6,213	2,550	2,300
Other British Possessions	9,120	..	5,420	2,240	9,200	4,410	..	1,894	1,172	2,970
TOTAL BRITISH EMPIRE	3,080,511	1,559,470	1,154,914	1,770,169	1,232,452	16,76,113	6,89,970	6,43,983	7,79,423	5,76,676

No. 11—continued

ARTICLES, AND COUNTRIES OF FINAL DESTINATION; ALSO SHARE OF EACH PROVINCE	QUANTITY					VALUE				
	1930-31	1931-32	1932-33	1933-34	1934-35	1930-31	1931-32	1932-33	1933-34	1934-35
Textiles—continued						R	R	R	R	R
Cotton—continued										
Twist and Yarn—continued										
Grey No. 1 to 10 (III. P)— continued										
Union of Socialist Soviet Republic—	Lbs.	Lbs.	Lbs.	Lbs.	Lbs.					
Southern	44,400	10,800	14,000	28,000	5,400	6,875
Germany	58,800	80,000	17,987	25,173
Bulgaria	139,200	479,200	277,200	310,400	111,580	46,811	1,65,468	1,05,478	1,02,758	44,450
Greece (including Crete)	52,000	20,000	67,600	50,400	20,800	17,380	6,876	21,383	15,468	8,510
Turkey, European	74,800	4,000	22,800	12,112	..	27,859	1,250	11,400	5,804	..
Turkey, Asiatic	147,600	43,800	98,800	10,000	42,100	76,640	16,281	45,674	5,000	14,131
Syria	482,400	441,000	403,800	341,800	190,040	1,62,862	1,64,797	1,73,786	1,51,522	74,085
Mascat Territory and Trucial Oman	70,500	71,800	44,100	58,975	32,908	46,550	41,175	24,200	28,397	19,955
Other Native States in Arabia	43,000	52,880	119,080	115,372	41,300	20,350	29,705	58,337	56,525	18,448
Iraq	637,221	859,607	630,600	465,800	513,200	2,47,747	2,99,888	2,26,475	1,60,734	1,70,593
Iran	1,089,854	1,504,105	363,400	380,800	124,100	6,76,384	7,66,575	1,09,281	1,39,681	46,400
Hejaz Island	17,600	2,400	..	800	..	9,400	1,200	..	400	..
Slam	240,800	108,200	179,900	308,900	223,800	1,62,900	45,875	90,550	1,42,600	1,08,900
Egypt	588,400	982,200	44,800	2,48,379	1,46,510	21,400
Tripoli (Libya)	6,000	10,000	3,000	5,000	..
Portuguese East Africa	155,008	93,558	31,520	..	400	79,608	31,801	10,610	..	200
Italian East Africa (Somaliland and Eritrea)	16,084	16,100	17,980	20,150	27,200	8,950	7,995	8,293	8,820	15,825
French Somaliland	190,800	318,700	460,200	578,080	168,800	1,01,119	1,80,150	2,47,087	2,84,627	1,08,400
Other Foreign Countries	6,000	2,800	8,000	4,800	2,000	2,775	2,800	3,300	1,233	1,000
TOTAL FOREIGN COUNTRIES	3,946,515	4,400,143	2,794,680	2,673,180	1,508,235	19,63,059	19,13,206	12,27,106	11,26,561	6,56,079
Share of Bengal	20,000	8,000	6,250	3,300
.. Bombay	7,036,876	5,948,613	3,88,0230	4,425,320	2,374,933	38,44,997	26,97,019	17,20,341	18,93,033	12,30,641
.. Sind
.. Madras	150	..	101,354	18,023	5,754	75	..	46,948	7,956	2,114
TOTAL	7,037,028	5,968,613	3,919,594	4,443,358	2,880,687	86,44,172	26,03,206	17,71,080	19,05,989	12,32,755
Grey Nos. 11 to 20 (III. P)—										
United Kingdom (including Channel Islands)	Lbs.	Lbs.	Lbs.	Lbs.	Lbs.					
Cyprus	81,200	95,600	69,630	160,700	178,020	40,539	39,501	32,403	75,085	79,911
Palestine	26,800	64,000	275,600	382,000	374,725	15,437	39,575	1,33,400	1,75,800	187,380
Aden and Dependencies	699,600	835,500	1,308,500	1,123,700	893,500	5,21,457	5,43,537	7,08,009	5,65,766	4,24,068
Bahrain Islands	8,400	14,000	21,200	31,800	44,000	8,100	7,650	11,200	17,550	23,200
Ceylon (excluding Maldives)	86,901	18,685	31,012	27,008	20,800	25,492	10,462	14,991	12,238	10,616
Straits Settlements	81,200	317,716	220,400	303,746	253,783	76,000	2,85,989	1,19,550	1,71,700	1,28,200
Hongkong	60,000	4,000	20,000	1,950
Zanzibar and Pemba	31,400	23,400	20,400	28,350	17,312	3,650	20,800	15,300	14,225	8,495
Kenya Colony	34,524	50,900	55,000	96,128	57,636	29,200	36,150	38,775	59,249	32,050
Tanganyika Territory	9,656	11,763	3,012	16,800	18,568	8,800	10,680	7,950	13,050	11,900
Anglo-Egyptian Sudan	1,200	1,000	17,150	000	950	8,279
Commonwealth of Australia	18,100	8,308
Other British Possessions	7,950	2,000	1,000	2,920	6,432	5,487	1,800	725	1,114	3,042
TOTAL BRITISH EMPIRE	1,024,221	1,500,569	2,014,777	2,150,452	1,871,176	7,59,321	9,00,816	10,84,875	11,07,672	9,42,972
Union of Socialist Soviet Republic—										
Southern	12,000	32,000	12,000	7,000	16,125	0,000
Bulgaria	2,800	22,000	..	16,000	4,000	1,112	8,062	..	5,800	1,625
Roumania	70,964	36,397
Turkey, European	216,800	80,400	82,000	24,000	29,417	95,822	14,380	16,250	12,758	15,300

GENERAL EXPORTS

(664)

INDIAN MERCHANDISE

No. 11—continued

ARTICLES, AND COUNTRIES OF FINAL DESTINATION : ALSO SHARE OF EACH PROVINCE	QUANTITY					VALUE				
	1930-31	1931-32	1932-33	1933-34	1934-35	1930-31	1931-32	1932-33	1933-34	1934-35
Textiles—continued						R	R	R	R	R
Cotton—continued										
<i>Twist and Yarn—continued</i>										
Grey Nos. 11 to 20 (III. P)— <i>continued</i>	Lbs.	Lbs.	Lbs.	Lbs.	Lbs.					
Turkey, Asiatic	267,400	303,200	242,000	392,400	730,780	1,24,239	1,37,824	1,16,603	170,183	3,35,253
Syria	589,200	486,500	1,842,200	2,450,000	3,212,961	2,67,784	2,43,554	9,25,817	12,18,484	16,89,199
Mascat Territory and Trucial Oman	116,920	102,078	59,124	74,235	77,263	93,787	71,791	57,571	41,387	49,395
Other Nati o States in Arabia	46,420	53,600	102,500	45,300	51,050	35,875	38,950	60,493	24,800	27,016
Iraq	392,800	828,200	463,400	336,100	220,800	2,34,579	4,21,046	2,80,775	1,56,224	1,00,809
Iran	3,337,927	4,974,500	3,270,460	2,261,962	216,204	27,16,047	30,22,827	18,61,764	12,51,257	1,15,970
Benjam Island	6,000	6,800	60	5,500	3,600	30
Siam	936,800	688,400	562,000	482,800	423,400	8,44,875	5,33,246	3,04,925	2,42,025	2,19,340
China (exclusive of Hongkong and Macao)	80,000	4,000	13,500	1,812
Egypt	1,249,923	1,050,546	443,731	216,410	142,120	6,76,488	4,06,843	2,20,077	1,20,601	77,373
Cyprus (Libya)	400	6,000	42,000	19,600	28,800	177	8,000	20,200	9,800	14,400
Italian East Africa (Somal- land and Eritrea)	11,800	16,400	11,800	21,400	12,800	8,175	13,250	8,050	12,200	8,025
French Somaliland	188,000	525,600	1,181,250	909,800	771,704	1,84,928	3,35,746	6,19,173	4,62,890	3,90,002
Other Foreign Countries	1,900	..	11,208	6,584	22,598	98	..	393	3,554	9,329
TOTAL FOREIGN COUNTRIES .	7,821,100	9,158,422	8,319,673	7,263,041	6,019,024	52,40,869	53,70,148	44,59,631	37,44,468	29,84,342
<i>Share of Bengal</i>	..	13,716	2,100	..	6,634	308
„ <i>Bombay</i>	7,872,698	10,050,218	9,845,953	5,081,937	7,432,201	57,73,310	60,54,666	53,09,161	46,91,634	36,57,187
„ <i>Sind</i>	1,829	9,476	6,424	6,594	10,188	1,450	7,820	3,680	3,349	6,320
„ <i>Madras</i>	470,899	655,581	433,913	325,562	446,871	2,30,927	2,67,844	2,31,665	1,57,137	2,24,099
TOTAL	8,345,821	10,658,991	10,834,450	9,413,493	7,891,100	60,06,190	63,36,094	56,44,506	48,52,140	39,27,814
	Lbs.	Lbs.	Lbs.	Lbs.	Lbs.					
Grey Nos. 21 to 30 (III. P)—										
Palastine	12,000	..	720	400	..	8,000	..	387	200
Aden and Dependences	8,900	17,000	45,325	42,800	22,100	8,725	14,825	33,700	30,000	15,812
Straits Settlements	128,800	102,400	102,800	61,800	20,400	1,28,000	99,600	1,01,200	60,200	19,000
Kenya Colony	300	..	4,500	16,000	10,000	300	..	2,600	10,374	6,787
Other British Possessions	1,125	6,240	8,320	10,625	6,720	1,405	3,902	4,775	6,300	4,503
TOTAL BRITISH EMPIRE .	134,125	137,640	160,445	134,946	59,620	1,33,436	1,26,027	1,42,275	1,07,350	40,308
Turkey, European	2,000	6,400	10,000	20,592	85,794	1,100	3,390	5,111	11,574	41,869
Turkey, Asiatic	4,000	8,000	3,200	48,800	76,000	1,956	4,073	1,062	23,188	41,144
Syria	5,200	56,100	11,000	..	8,000	3,700	32,932	7,122	..	3,744
Iran	2,800	2,400	1,600	1,735,590	1,175,750	3,100	1,735	1,200	9,50,850	6,46,850
Egypt	18,000	16,600	30,780	45,730	12,350	18,000	11,160	17,528	25,521	7,730
Italian East Africa (Somal- land and Eritrea)	12,000	400	6,480	350
French Somaliland	1,200	1,500	47,000	10,300	82,800	1,200	1,125	32,000	10,062	22,371
Other Foreign Countries	8,000	16,940	806	6,800	12,380	7,087	9,725	604	4,000	7,025
TOTAL FOREIGN COUNTRIES .	53,200	107,930	107,366	1,874,222	1,403,974	43,528	64,136	65,827	10,31,195	7,70,983

No. 11—continued

ARTICLES, AND COUNTRIES OF FINAL DESTINATION; ALSO SHARE OF EACH PROVINCE	QUANTITY					VALUE				
	1980-81	1981-82	1982-83	1983-84	1984-85	1980-81	1981-82	1982-83	1983-84	1984-85
Textiles—continued						R	R	₹	R	R
Cotton—continued										
Twist and Yarn—continued										
Grey Nos. 21 to 30 (III. P) —continued	Lbs.	Lbs.	Lbs.	Lbs.	Lbs.					
Share of Bombay	167,600	193,810	210,748	1,879,100	1,302,130	1,66,125	1,82,850	1,75,920	16,66,480	7,28,592
„ Madras	19,825	51,788	57,083	130,068	161,464	10,828	27,913	32,182	72,095	88,699
TOTAL	187,825	245,626	267,831	2,009,168	1,463,594	1,76,953	1,90,763	2,08,102	11,38,545	8,17,291
Grey Nos. 31 to 40 (III. P)—	Lbs.	Lbs.	Lbs.	Lbs.	Lbs.					
Aden and Dependencies	12,500	28,800	9,375	21,600
Union of South Africa	30,000	6,000	9,225	1,875	..
Other British Possessions	3,615	1,200	6,800	8,300	3,300	3,155	1,000	4,400	4,056	2,475
TOTAL BRITISH EMPIRE	3,615	13,700	65,600	14,300	3,300	3,155	10,375	35,225	6,880	2,475
Syria	10,000	10,000
Iran	1,200	2,600	5,000	7,600	11,400	1,600	1,950	3,750	5,700	9,800
Siam	34,800	34,800
Egypt	6,600	5,225
French Somaliland	24,300	114,700	18,225	87,900
Other Foreign Countries	600	1,500	..	800	..	600	1,675	..	401
TOTAL FOREIGN COUNTRIES	1,200	78,900	121,200	7,600	12,200	1,600	70,800	93,325	6,700	9,791
Share of Bengal	112	..	30,000	6,400	560	200	..	9,225	1,995	360
„ Bombay	2,800	92,600	156,300	15,100	14,200	3,100	81,175	1,19,325	10,350	11,425
„ Madras	1,903	400	800	1,455	185	491
TOTAL	4,815	92,600	186,300	21,000	15,560	4,755	81,175	1,28,550	12,530	12,290
Grey, above No. 40 (III. P)—	Lbs.	Lbs.	Lbs.	Lbs.	Lbs.					
Ceylon (excluding Maldives)	6,800	200	6,244	145
Other British Possessions	20	1,600	6,000	3,017	1,200	3,850
TOTAL BRITISH EMPIRE	3,020	6,800	200	1,600	6,000	3,017	6,244	145	1,200	3,850
TOTAL FOREIGN COUNTRIES	..	4,800	..	800	2,400	..	4,650	..	600	1,000
Share of Bombay	3,000	6,800	..	2,400	8,400	3,000	6,075	..	1,800	5,750
„ Madras	20	4,800	200	17	4,119	145
TOTAL	3,020	11,000	200	2,400	8,400	3,017	10,794	145	1,800	5,750
Grey two-folds (double) (III. P)—	Lbs.	Lbs.	Lbs.	Lbs.	Lbs.					
United Kingdom (including Channel Islands)	64,050	..	1,600	41,061	..	765
Palestine	162,400	218,200	1,200	1,41,575	1,63,700	600
Aden and Dependencies	2,106,120	593,300	56,400	..	4,000	16,07,422	3,78,287	19,600	..	2,400
Ceylon (excluding Maldives)	17,987	400	6,700	14,888	217	4,109
Straits Settlements	171,200	155,600	17,600	10,200	..	1,84,300	1,09,110	8,400	10,100	..
Hongkong	160,000	1,20,000

GENERAL EXPORTS

(666)

INDIAN MERCHANDISE

No. 11—continued

ARTICLES, AND COUNTRIES OF FINAL DESTINATION; ALSO SHARE OF EACH PROVINCE	QUANTITY					VALUE				
	1930-31	1931-32	1932-33	1933-34	1934-35	1930-31	1931-32	1932-33	1933-34	1934-35
Textiles—continued						R	R	R	R	R
Cotton—continued										
Wool and Yarn—continued										
Groy, twofolds (doubles) (III. P)—continued	Lbs.	Lbs.	Lbs.	Lbs.	Lbs.					
Union of South Africa . . .	45,600	22,425
Other British Possessions . .	5,600	10,000	1,200	..	2,800	3,424	22,275	600	..	1,275
TOTAL BRITISH EMPIRE	2,738,957	972,500	51,000	19,200	13,500	20,15,505	6,55,769	29,905	10,100	7,784
Italy (including Fiume) . . .	33,600	10,531
Bulgaria	48,000	49,200	8,800	..	20,000	23,250	17,537	3,706	..	10,000
Greece (including Crete) . . .	96,400	7,600	44,400	51,631	2,256	14,031
Turkey, European	20,000	27,600	12,425	13,800
Turkey, Asiatic	152,560	10,400	1,08,927	4,000
Syria	999,600	1,168,000	26,800	19,600	35,200	9,27,903	9,34,450	17,400	9,800	17,600
Native States in Arabia other than Maskat Terri- tory and Trucial Oman	94,000	81,200	5,200	61,078	47,800	2,000
Iraq	30,400	9,600	..	2,400	3,200	23,150	5,200	..	1,200	980
Iran	22,540	18,900	400	7,400	5,100	15,606	12,650	300	3,650	2,775
Siam	400,400	224,400	14,300	39,600	..	2,23,216	1,31,000	8,000	10,800	..
Egypt	2,042,400	942,800	6,480	16,58,414	6,75,069	3,497
Tripoli (Libya)	57,200	31,500
Portuguese East Africa	12,000	6,375
Italian East Africa (Somali- land and Eritrea)	4,400	23,600	3,100	17,400
French Somaliland	497,900	1,005,000	17,600	3,56,400	7,51,175	8,700
Other Foreign Countries	4,000	10,000	1,600	2,360	6,375	900
TOTAL FOREIGN COUNTRIES . .	4,454,900	8,726,400	73,100	69,000	115,980	34,85,416	27,01,691	41,306	34,450	50,736
Share of Bombay	7,159,097	4,693,500	1,31,100	88,200	121,700	54,35,090	33,57,173	71,271	44,550	54,170
" Madras	29,700	400	7,730	15,921	217	4,350
TOTAL	7,188,857	4,693,900	131,100	88,200	129,430	55,01,011	38,57,890	71,271	44,550	58,520
Coloured Nos. 1 to 20 (III. P)—	Lbs.	Lbs.	Lbs.	Lbs.	Lbs.					
Aden and Dependencies	61,300	45,000	43,400	42,980	41,070	52,200	34,675	33,075	35,830	28,600
Other British Possessions	5,100	5,993	1,589	850	2,350	4,354	3,906	1,855	735	2,015
TOTAL BRITISH EMPIRE	66,400	50,993	44,989	43,830	43,420	56,554	38,581	34,930	36,615	30,615
Maskat Territory and Trucial Oman	3,100	8,300	6,498	6,300	6,000	2,300	6,675	5,700	5,525	5,625
Other Native States in Arabia	9,100	14,400	17,100	10,400	17,200	7,225	10,150	11,100	8,850	11,150
Iran	5,200	4,400	7,800	800	2,400	4,100	2,200	5,200	1,800	1,600
Italian East Africa (Somali- land and Eritrea)	3,000	3,150	2,600	4,200	12,300	2,825	2,400	2,400	3,050	9,700
Other Foreign Countries	16,180	3,000	..	2,400	..	12,451	2,800	..	950	..
TOTAL FOREIGN COUNTRIES . . .	36,580	33,350	33,998	24,100	39,300	29,901	24,225	25,100	19,975	28,075

No. 11—continued

ARTICLES, AND COUNTRIES OF FINAL DESTINATION; ALSO SHARE OF EACH PROVINCE	QUANTITY					VALUE				
	1930-31	1931-32	1932-33	1933-34	1934-35	1930-31	1931-32	1932-33	1933-34	1934-35
Textiles—continued										
Cotton—continued						R	R	R	R	R
Twist and Yarn—continued	Lbs.	Lbs.	Lbs.	Lbs.	Lbs.					
Coloured Nos. 1 to 20 (III. P) —continued										
Share of Bombay . . .	92,670	84,748	78,360	67,910	53,620	85,275	62,652	59,330	56,590	48,690
„ Strad	100	598	150
„ Madras . . .	400	180
TOTAL . . .	93,070	84,848	78,958	67,910	53,620	85,455	62,802	59,330	56,590	48,690
Coloured Nos. 21 to 40 (III. P)—										
Aden and Dependencies . .	Lbs. 5,600	Lbs. 3,300	Lbs. 1,600	Lbs. 3,000	Lbs. ..	7,475	3,925	2,000	3,100	..
Other British possessions . .	2,000	200	1,020	2,083	225	1,330
TOTAL BRITISH EMPIRE . .	7,600	3,500	1,600	3,000	1,020	9,558	4,150	2,000	3,100	1,330
Philippines . . .	3,000	2,909
Other Foreign Countries . .	3,400	1,200	..	1,080	..	3,900	1,400	..	660	..
TOTAL FOREIGN COUNTRIES . .	6,400	1,200	..	1,080	..	6,809	1,400	..	660	..
Share of Bombay . . .	14,000	4,700	1,600	4,680	1,020	16,367	5,550	2,000	3,760	1,330
Coloured above No. 40 (III. P)—										
TOTAL BRITISH EMPIRE	644	789	..
TOTAL FOREIGN COUNTRIES	150	..	800	150	..	600
Share of Bombay	150	600	800	150	750	600
„ Madras	44	39	..
TOTAL	150	644	800	150	789	600
Coloured twofolds (doubles) (III. P)—										
Aden and Dependencies . .	Lbs. 2,800	2,400	8,000	4,700	3,000	9,200
Other British Possessions	1,200	1,050
TOTAL BRITISH EMPIRE . .	2,800	1,200	..	2,400	8,000	4,700	1,050	..	3,000	9,200
TOTAL FOREIGN COUNTRIES	1,200	900
Share of Bombay . . .	2,800	2,400	..	2,400	8,000	4,700	1,950	..	3,000	9,200
White Bleached, Nos. 1 to 40* (III. P)—				Lbs.	Lbs.					
Aden and Dependencies	32,400	68,200	16,200	31,600
Straits Settlements	106,800	99,600	52,800	48,975
Other British Possessions	1,925	3,035	978	1,501
TOTAL BRITISH EMPIRE	141,125	167,835	69,978	82,076
French Somaliland	11,200	5,600	..
Other Foreign Countries	6,000	2,000	2,950	925
TOTAL FOREIGN COUNTRIES	17,200	2,000	8,550	925
Share of Bombay	157,400	165,830	78,092	82,170
„ Madras	985	2,005	486	531
TOTAL	158,325	167,835	78,578	82,701
White Bleached, above No. 40* (III. P)—				Lbs.	Lbs.					
Total White Bleached (III. P)—										
Aden and Dependencies . .	198,733	46,840	11,100	32,400	..	78,887	26,000	6,350	16,200	..
Ceylon (excluding Maldives)	16,000	5,045	1,515	1,125	..	14,608	3,785	908	628	..
Straits Settlements . . .	67,216	57,200	45,600	106,800	..	41,000	28,400	22,300	52,800	..
Other British Possessions . .	8,700	6,580	..	800	..	3,932	2,151	..	350	..
TOTAL BRITISH EMPIRE . .	280,649	116,165	58,215	141,125	..	138,427	60,286	20,558	69,978	..

* Exports recorded from 1933-34.

GENERAL EXPORTS

(668)

INDIAN MERCHANDISE

No. 11—continued

ARTICLES, AND COUNTRIES OF FINAL DESTINATION; ALSO SHARE OF EACH PROVINCE	QUANTITY					VALUE				
	1930-31	1931-32	1932-33	1933-34	1934-35	1930-31	1931-32	1932-33	1933-34	1934-35
Textiles—continued										
Cotton—continued										
Twist and Yarn—continued										
Total White Bleached (III.P)—contd.	Lbs.	Lbs.	Lbs.	Lbs.	Lbs.	R	R	R	R	R
Syria	9,600	—	6,476	—
Iraq	76,000	—	38,441	—
Iran	4,000	4,000	—	3,024	2,000	—
Egypt	62,400	1,600	—	53,055	850	—
French Somaliland	12,800	11,200	..	11,200	—	6,400	5,600	..	5,600	—
Other Foreign Countries	2,500	400	400	2,000	—	1,600	200	250	950	—
TOTAL FOREIGN COUNTRIES	187,300	13,200	400	17,200	—	1,08,935	6,650	250	8,550	—
Share of Bombay	414,659	127,720	58,340	157,400	—	2,40,724	65,354	20,700	78,098	—
“ Madras	2,560	645	275	925	—	1,783	612	106	430	—
TOTAL	417,349	128,365	58,615	158,325	—	2,42,507	66,966	20,806	78,528	—
Unspecified description of Twist and Yarn (III. P)—	Lbs.	Lbs.	Lbs.	Lbs.	Lbs.					
Aden and Dependencies	16,000	2,000	..	8,000	1,181
Ceylon (excluding Maldives)	170,351	96,611	92,618	128,959	95,601	82,810	39,594	45,984	51,840	42,051
Other British Possessions	1,610	784	..	10,000	..	1,605	500	..	4,958
TOTAL BRITISH EMPIRE	179,351	114,221	93,402	128,959	107,601	82,810	49,199	46,484	51,840	48,190
Netherlands	19,500	15,216	..
Turkey, Asiatic	20,000	10,625
Syria	8,800	7,400
Iran	23,200	11,600
Japan	27,000	6,828	..
Other Foreign Countries	500	100	5,202	..	11,400	269	39	3,277	..	5,768
TOTAL FOREIGN COUNTRIES	500	23,100	5,202	46,500	31,400	269	19,039	3,277	21,544	10,391
Share of Bombay	49,710	23,644
“ Madras	179,851	96,611	98,604	148,459	139,091	83,109	39,594	49,761	67,036	64,581
“ Burma	27,000	6,328	..
TOTAL	179,851	146,321	98,604	175,459	139,091	83,109	68,238	49,761	78,334	64,581
Total Twist and Yarn—										
United Kingdom (including Channel Islands)	Lbs. 219,046	Lbs. 151,350	Lbs. 197,846	Lbs. 440,400	Lbs. 236,380	97,922	45,976	65,157	1,35,138	83,002
Malta and Gozo	4,950	8,000	11,200	35,200	10,800	1,869	2,375	4,450	11,581	3,737
Cyprus	194,800	233,640	125,030	221,725	200,950	81,373	84,571	53,516	96,410	1,07,865
Palestine	191,300	307,200	859,600	868,320	375,525	1,57,671	2,21,000	1,71,767	1,88,997	1,87,780
Aden and Dependencies	4,735,698	2,240,740	2,075,425	2,128,660	1,486,346	32,45,102	13,76,404	11,36,351	10,97,377	7,64,014
Bahrain Islands	76,200	121,100	89,000	133,400	115,700	42,500	60,925	45,600	66,300	59,080
Ceylon (excluding Maldives)	209,745	138,561	136,416	177,188	148,364	1,45,411	68,999	68,575	72,120	70,722
Maldives	6,500	..	784	400	..	5,100	..	500	120	..
Straits Settlements	515,766	741,316	469,080	538,826	698,533	4,59,905	5,32,479	2,94,061	3,83,007	3,55,545
Hongkong	880,000	130,000	4,000	4,20,938	45,000	1,050
Union of South Africa	204,200	254,040	50,000	12,000	8,482	93,500	71,098	9,225	4,240	2,647
Zanzibar and Pemba	69,459	43,524	35,600	55,560	55,130	53,350	26,840	21,830	26,230	24,305
Kenya Colony	67,732	81,896	80,900	130,178	98,708	47,473	58,623	57,975	82,338	54,122
Tanganyika Territory	15,468	15,768	20,012	21,200	23,248	12,950	13,055	14,163	15,600	14,200
Anglo-Egyptian Sudan	1,200	1,900	25,050	900	950	11,279
Commonwealth of Australia	16,320	6,328	4,480	..	20,100	9,766	2,862	1,294	..	8,778
Other British Possessions	2,400	2,000	3,340	5,500	5,562	1,975	1,806	2,925	2,480	3,650
TOTAL BRITISH EMPIRE	7,465,739	4,475,763	3,652,113	4,311,205	3,562,884	48,77,795	26,09,087	19,49,338	21,77,902	17,51,476
Union of Socialist Soviet Republic—										
Southern	56,400	46,800	28,000	33,900	23,525	12,875
Germany	100	60,800	92,800	100	18,674	29,597
Netherlands	10,000	15,216	..
Italy (including Flume)	33,600	7,610	9,600	16,531	2,630	4,800
Bulgaria	190,000	556,400	280,000	326,100	135,589	71,173	1,02,042	1,09,184	1,08,558	56,075
Roumania	70,964	36,397
Greece (including Crete)	149,600	27,600	77,600	50,000	71,200	69,592	9,102	2,718	15,624	23,500
Turkey, European	319,600	68,400	64,800	55,704	125,211	1,36,706	32,820	32,761	87,130	62,131
Turkey, Asiatic	577,350	368,400	314,000	450,400	868,820	8,10,458	1,62,123	1,63,939	2,97,576	4,01,153
Syria	1,974,000	2,171,300	2,238,800	2,814,400	3,455,201	18,68,724	14,43,133	11,24,000	13,79,806	16,84,028

No. 11—continued

ARTICLES, AND COUNTRIES OF FINAL DESTINATION; ALSO SHARE OF EACH PROVINCE	QUANTITY					VALUE				
	1930-31	1931-32	1932-33	1933-34	1934-35	1930-31	1931-32	1932-33	1933-34	1934-35
Textiles—continued										
Cotton—continued										
Twist and Yarn—concluded										
Total Twist and Yarn— continued.	Lbs.	Lbs.	Lbs.	Lbs.	Lbs.	R	R	R	R	R
Maskat Territory and Trucial Oman	105,320	182,070	140,270	141,810	121,052	1,40,887	1,29,845	88,171	79,909	71,400
Other Native States in Arabia	201,520	207,490	245,780	171,072	117,150	1,27,428	1,30,805	1,35,145	1,09,075	62,038
Iraq	1,136,421	1,702,200	1,090,000	805,500	740,000	5,43,917	7,30,684	4,57,255	3,18,753	2,74,181
Iran	4,464,421	6,630,505	3,053,660	4,349,342	1,637,754	31,22,271	38,20,186	20,41,498	23,61,508	8,23,805
Hanjam Island	28,800	4,000	..	8,400	1,660	17,900	2,000	..	4,400	830
Siam	1,576,800	1,064,000	753,200	823,300	657,200	12,85,491	7,47,421	4,04,075	4,04,425	3,28,240
China (exclusive of Hong- kong and Macao)	40,186	4,006	20,725	1,816
Japan	27,000	170	6,328	85
Egypt	3,920,623	2,439,346	528,871	262,140	164,140	20,54,505	13,35,663	2,67,632	1,46,022	90,470
Tripoli (Libya)	800	63,200	48,000	20,800	28,800	357	34,500	23,250	14,800	14,400
Portuguese East Africa	170,008	93,658	32,728	1,200	428	88,340	31,930	11,066	1,000	220
Italian East Africa (Somali- land and Eritrea)	47,234	59,650	32,683	47,750	53,200	29,530	41,245	19,043	25,020	33,900
French Somaliland	893,600	1,976,300	1,320,750	1,516,230	973,304	6,03,947	12,92,021	9,95,460	7,61,529	5,21,373
Other Foreign Countries	11,030	4,800	8,842	1,224	2,000	6,784	4,800	3,950	911	1,000
TOTAL FOREIGN COUNTRIES	16,007,995	17,567,201	11,455,737	12,078,732	9,226,303	1,08,00,441	1,01,76,705	59,15,972	59,03,703	46,20,322
Share of Bengal	112	33,716	38,000	6,400	2,660	200	12,884	12,525	1,996	653
„ Bombay	22,706,034	21,289,849	14,323,311	15,725,057	18,012,834	1,64,22,888	1,24,24,749	74,67,698	78,55,029	66,79,755
„ Sind	1,820	9,576	6,020	5,591	10,128	1,460	7,970	4,230	3,349	6,229
„ Madras	705,468	739,823	740,569	623,886	763,565	3,44,988	3,40,229	3,60,607	3,04,904	3,86,165
„ Burma	37,000	6,328	..
TOTAL	28,473,434	22,042,964	15,107,000	16,837,037	12,789,187	1,57,68,236	1,27,85,832	78,05,910	81,71,665	62,71,708
MANUFACTURES—										
Canvas (III. P)—										
TOTAL BRITISH EMPIRE	Yards	Yards	Yards	Yards	Yards	1,392	871	1,061	1,543	4,770
TOTAL FOREIGN COUNTRIES	120	144	450	120	100	225
Share of Bengal	1,300	..	200	1,565	300	300	..	876	1,478	440
„ Bombay	1,675	1,460	525	1,212	700	375
„ Madras	849	60	90	6,000	..	271	36	70	4,339
TOTAL	2,975	1,709	785	1,655	6,800	1,512	971	1,286	1,543	4,770
Handkerchiefs and Shawls in the piece (III. P)—										
United Kingdom (including Channel Islands)	No.	No.	No.	No.	No.	13,39,825	16,23,972	23,85,864	12,15,176	5,19,026
Sierra Leone	2,046	8,704	100,603	142,132	73,261	1,280	6,343	1,09,913	96,204	95,497
Nigeria (including Br. Mandated territory of Cameroon)	414,664	1,162,844	1,111,344	1,512,020	617,856	2,92,787	6,28,600	6,73,273	5,17,657	5,60,341
Union of South Africa	44	88	..	2,784	98,744	33	55	..	1,201	54,502
Commonwealth of Australia	1,518	6,303
Other British Possessions	13,261	2,102	6,210	459	6,720	3,972	630	3,302	825	2,050
TOTAL BRITISH EMPIRE	2,611,612	3,513,902	5,965,101	3,446,300	1,310,106	21,37,847	22,00,105	30,22,352	16,31,123	12,87,814

GENERAL EXPORTS

(670)

INDIAN MERCHANDISE

No. 11—continued

ARTICLES, AND COUNTRIES OF FINAL DESTINATION; ALSO SHARE OF EACH PROVINCE	QUANTITY					VALUE				
	1930-31	1931-32	1932-33	1933-34	1934-35	1930-31	1931-32	1932-33	1933-34	1934-35
Textiles—continued										
Cotton—continued										
MANUFACTURES—continued										
<i>Handkerchiefs and Shawls in the piece (III. P)—continued</i>	No.	No.	No.	No.	No.					
Germany	7,568	7,125
France	2,500	10,838	17,184	5,152	..	3,200	7,209	10,232	3,920
Native States in Arabia other than Asakhat Territory and Trucial Oman	11,160	12,540	16,100	970	7,600	6,100	8,800	6,400	560	2,400
French West Africa	1,406	5,784
Italian East Africa (Somaliland and Eritrea)	75,250	34,700	2,000	8,000	21,700	10,450	7,350	300	1,600	3,950
Other Foreign Countries	46,180	16,832	5,000	9,240	600	7,135	4,475	3,220	2,450	400
TOTAL FOREIGN COUNTRIES	140,158	66,632	34,588	35,400	30,548	36,810	23,825	17,120	14,851	16,454
<i>Share of Bengal</i>	<i>24,131</i>	<i>9,646</i>	<i>..</i>	<i>..</i>	<i>..</i>	<i>2,022</i>	<i>1,165</i>	<i>..</i>	<i>..</i>	<i>..</i>
" <i>Bombay</i>	<i>120,370</i>	<i>67,500</i>	<i>25,860</i>	<i>18,536</i>	<i>36,620</i>	<i>30,530</i>	<i>25,595</i>	<i>9,120</i>	<i>5,255</i>	<i>3,600</i>
" <i>Madras</i>	<i>2,607,279</i>	<i>3,503,333</i>	<i>5,073,829</i>	<i>3,463,173</i>	<i>1,310,034</i>	<i>21,42,105</i>	<i>22,67,240</i>	<i>36,30,361</i>	<i>18,40,719</i>	<i>12,45,468</i>
TOTAL	2,751,770	3,580,534	5,099,689	3,481,709	1,340,654	21,74,657	22,83,933	36,30,481	18,45,074	12,54,268
History (III. P)—										
Aden and Dependencies	—	—	—	—	—	6,952	2,050	3,100	3,015	4,180
Ceylon (excluding Maldives)	—	—	—	—	—	18,139	1,208	592
Kenya Colony	—	—	—	—	—	11,595	9,325	6,808	2,100	925
Other British Possessions	—	—	—	—	—	8,604	4,231	4,727	2,567	5,424
TOTAL BRITISH EMPIRE	—	—	—	—	—	45,290	16,954	14,635	8,582	11,031
Portuguese East Africa	—	—	—	—	—	4,125	3,174	5,920	27,033	60,227
Other Foreign Countries	—	—	—	—	—	4,818	2,475	2,933	2,262	4,075
TOTAL FOREIGN COUNTRIES	—	—	—	—	—	8,943	5,649	8,853	29,295	73,302
<i>Share of Bengal</i>	<i>—</i>	<i>—</i>	<i>—</i>	<i>—</i>	<i>—</i>	<i>921</i>	<i>..</i>	<i>..</i>	<i>..</i>	<i>..</i>
" <i>Bombay</i>	<i>—</i>	<i>—</i>	<i>—</i>	<i>—</i>	<i>—</i>	<i>32,084</i>	<i>20,549</i>	<i>20,466</i>	<i>36,410</i>	<i>83,538</i>
" <i>Sind</i>	<i>—</i>	<i>—</i>	<i>—</i>	<i>—</i>	<i>—</i>	<i>50</i>	<i>216</i>	<i>475</i>	<i>1,120</i>	<i>155</i>
" <i>Madras</i>	<i>—</i>	<i>—</i>	<i>—</i>	<i>—</i>	<i>—</i>	<i>21,178</i>	<i>1,398</i>	<i>2,577</i>	<i>164</i>	<i>502</i>
" <i>Burma</i>	<i>—</i>	<i>—</i>	<i>—</i>	<i>—</i>	<i>—</i>	<i>..</i>	<i>440</i>	<i>..</i>	<i>153</i>	<i>138</i>
TOTAL	—	—	—	—	—	54,233	22,603	23,518	37,877	84,333
Piece goods—										
Grey (unbleached)—										
Chadars and Dhutis (III. P)—	Yards	Yards	Yards	Yards	Yards					
Aden and Dependencies	22,994	11,305	5,950	8,500	7,240	8,005	3,348	2,725	3,025	3,170
Ceylon (excluding Maldives)	8,445	28,600	1,001	4,000	62,000	2,571	9,000	927	2,200	14,795
Straits Settlements	74,473	39,576	13,476	10,329	1,753	33,086	15,246	5,037	4,565	720
Federated Malay States	33,184	29,110	4,600	2,380	7,740	16,812	13,652	1,729	1,360	1,940
Zanzibar and Pemba	437,066	231,650	228,700	176,301	73,300	1,31,374	70,575	59,025	45,025	20,300
Kenya Colony	213,323	623,337	374,225	312,506	232,840	64,870	2,04,206	1,15,209	94,775	66,725
Tanganyika Territory	222,900	535,238	401,148	478,075	413,200	33,350	1,72,914	1,37,662	1,58,740	1,23,050
Anglo-Egyptian Sudan	150,050	150,890	103,300	98,628	67,750	35,670	29,787	24,150	19,275	10,525
Seychelles	6,000	4,800	31,000	21,000	..	2,400	2,100	8,650	6,000
Other British Possessions	9,260	10,133	5,370	7,450	7,145	2,074	3,050	2,210	3,000	3,526
TOTAL BRITISH EMPIRE	1,172,297	1,661,592	1,142,790	1,127,608	894,893	3,73,708	5,24,178	3,50,944	3,41,755	2,50,426

No. 11—continued

ARTICLES, AND COUNTRIES OF FINAL DESTINATION; ALSO SHARE OF EACH PROVINCE	QUANTITY					VALUE				
	1930-31	1931-32	1932-33	1933-34	1934-35	1930-31	1931-32	1932-33	1933-34	1934-35
Textiles—continued						R	R	R	R	R
Cotton—continued										
MANUFACTURES—continued										
Piecegoods—continued										
Grey (unbleached)—continued	Yards	Yards	Yards	Yards	Yards					
Chadars and Dhutias (III. P)— continued										
Mascat Territory and Trucial Oman	53,687	44,400	10,460	15,200	29,000	27,012	16,325	4,450	4,300	8,225
Iraq	28,600	5,700
Portuguese East Africa . .	711,630	652,760	626,510	402,242	281,100	2,08,640	1,52,050	1,71,908	1,04,175	70,440
Italian East Africa (Somal- land and Eritrea)	44,700	3,720	28,425	18,105	15,350	11,150	1,350	5,887	4,175	3,850
French Somaliland	9,750	1,600	1,000	22,750	..	7,050	900	400	4,637	..
Other Foreign Countries . .	4,310	13,885	2,480	8,402	7,300	1,850	5,150	2,850	2,630	2,350
TOTAL FOREIGN COUNTRIES	824,337	616,265	692,905	466,780	332,750	2,55,702	1,76,375	1,91,105	1,19,717	93,865
Share of Bengal	110	9,030	1,950	120	633	24	2,646	1,865	25	155
.. Bombay	1,896,622	2,216,732	1,813,337	1,576,448	1,214,670	5,86,133	6,69,076	5,31,056	4,53,607	3,40,360
.. Madras	99,902	67,095	19,808	17,889	12,345	48,251	28,831	6,318	7,840	3,776
TOTAL	1,005,634	2,282,867	1,835,155	1,604,457	1,227,648	6,34,408	7,00,558	5,42,130	4,61,472	3,44,201
Drills and Jeans (III. P)—	Yards	Yards	Yards	Yards	Yards					
Aden and Dependencies . .	30,600	21,050	6,000	..	7,200	6,200	10,460	2,100	..	3,600
Ceylon (excluding Maldives). .	800	2,720	800	10,578	800	500	1,400	200	7,114	257
Straits Settlements	28,008	20,918	34,709	47,685	22,036	9,624	6,271	9,972	13,809	5,901
Other British Possessions . .	1,600	5,800	22,900	5,392	20,064	825	2,640	5,027	1,346	4,062
TOTAL BRITISH EMPIRE . . .	61,008	50,493	64,499	72,625	51,000	17,140	19,771	17,209	22,269	14,730
Native States in Arabia other than Mascat Terri- tory and Trucial Oman . . .	30,910	75,200	..	40,300	38,600	6,900	12,000	..	6,240	5,600
Portuguese East Africa . . .	300	4,200	154,400	248,420	409,195	250	1,500	32,035	64,807	80,850
Other Foreign Countries . . .	200	4,800	463	..	18,000	144	900	202	..	3,600
TOTAL FOREIGN COUNTRIES . .	31,910	84,300	154,863	288,720	465,795	7,294	14,460	32,227	71,737	90,059
Share of Bengal	1,000	1,300	800	2,400	..	460	300	410	300
.. Bombay	64,910	112,450	194,133	298,066	490,795	14,519	27,900	43,387	74,550	97,629
.. Sind	163	99
.. Madras	33,008	21,233	23,766	62,379	23,600	9,624	5,871	6,240	19,000	6,410
TOTAL	92,918	134,683	210,362	301,245	516,705	24,443	34,231	50,526	94,006	1,04,830
T. Cloth and Domestic (III. P)—	Yards	Yards	Yards	Yards	Yards					
United Kingdom (including Channel Islands)	122,000	25,000
Aden and Dependencies . . .	445,550	336,880	10,520	131,100	73,200	96,856	83,190	2,850	18,400	8,043
Ceylon (excluding Maldives). .	4,840	20,732	77,760	1,800	8,600	27,000
Straits Settlements	21,000	20,000
Kenya Colony	55,150	3,600	1,600	21,050	1,200	400
Tanganyika Territory	259,400	87,150
Other British Possessions . .	12,900	10,050	2,000	12,052	..	3,700	3,800	700	4,235	..
TOTAL BRITISH EMPIRE	777,840	400,430	164,520	163,894	162,500	2,10,556	87,690	43,550	31,303	85,403

GENERAL EXPORTS

(672)

INDIAN MERCHANDISE

No. 11—continued

ARTICLES, AND COUNTRIES OF FINAL DESTINATION; ALSO SHARE OF EACH PROVINCE	QUANTITY					VALUE				
	1930-31	1931-32	1932-33	1933-34	1934-35	1930-31	1931-32	1932-33	1933-34	1934-35
Textiles—continued						R	R	R	R	R
Cotton—continued										
MANUFACTURES—continued										
<i>Piecegoods—continued</i>										
<i>Grey (unbleached)—continued</i>										
<i>T. Cloth and Domestic (III. P)—continued</i>	Yards	Yards	Yards	Yards	Yards					
Portuguese East Africa . . .	119,500	4,600	45,000	900
French Somaliland . . .	339,160	202,050	219,050	246,800	110,800	84,050	33,750	47,050	46,300	17,000
Other Foreign Countries . . .	39,680	72	..	8,610	75	..
TOTAL FOREIGN COUNTRIES	497,340	207,250	219,050	247,472	110,800	1,38,560	34,650	47,050	46,375	17,000
Share of Bombay . . .	1,275,180	607,690	384,470	380,472	263,360	3,49,116	1,22,340	95,600	65,275	53,043
„ Madras	30,884	12,403	..
TOTAL	1,275,180	607,690	384,470	411,356	263,360	3,49,116	1,22,340	95,600	77,678	53,043
Shirtings (III. P)—	Yards	Yards	Yards	Yards	Yards					
Cyprus	171,220	32,043
Aden and Dependencies . . .	405,470	377,900	79,000	85,360	248,960	99,918	66,034	10,700	21,740	51,120
Bahrain Islands . . .	22,080	1,140	1,200	2,880	9,900	6,200	1,000	300	600	1,000
Ceylon (excluding Maldives) . . .	9,500	18,121	112,664	20,500	284,900	2,500	5,120	27,730	5,675	74,625
Straits Settlements . . .	8,501	17,250	36,000	4,395	106,460	3,740	5,835	10,037	703	27,370
Federated Malay States . . .	4,400	2,000	1,100	..	62,920	1,740	765	300	..	13,200
Nigeria	61,000	11,420
Zanzibar and Pemba . . .	162,260	141,480	14,200	70,740	16,860	49,380	47,950	4,000	21,700	3,700
Kenya Colony . . .	477,030	390,264	127,340	57,980	34,000	1,50,540	1,11,790	36,602	15,000	6,100
Tanganyika Territory . . .	1,268,920	1,537,950	198,400	16,800	27,800	4,00,840	5,15,510	65,025	6,560	6,000
Anglo-Egyptian Sudan . . .	330,000	63,940	11,900	45,440	65,700	56,390	11,450	2,000	6,000	19,180
Mauritius and Dependencies . . .	29,700	10,700	114,500	..	422,760	7,320	1,570	22,329	..	1,02,000
Seychelles . . .	400	10,800	32,800	250	6,600	7,800
Other British Possessions	120	2,212	4,242	19,355	..	729	615	887	7,483
TOTAL BRITISH EMPIRE.	2,768,261	2,680,665	609,116	307,637	1,596,235	7,79,228	7,73,553	1,89,220	79,695	3,64,841
Maskat Territory and Trucial Oman . . .	6,800	25,812	4,500	4,900	6,500	1,453	6,948	1,500	1,000	1,398
Other Native States in Arabia . . .	13,900	76,800	12,950	14,370	1,800	3,520	15,700	2,700	2,680	300
Iraq . . .	41,550	3,840	78,818	92,720	48,000	6,400	820	24,796	28,600	11,620
Iran . . .	69,580	250,640	25,680	130,000	22,500	10,260	56,750	4,680	31,100	4,020
Portuguese East Africa . . .	1,003,960	1,141,140	710,790	138,680	140,925	2,87,450	2,06,790	1,76,750	31,255	20,448
French Somaliland . . .	10,000	24,000	41,100	..	71,800	2,900	4,280	9,900	..	16,500
Other Foreign Countries . . .	20,620	..	9,200	4,724	1,200	5,225	..	1,900	1,275	900
TOTAL FOREIGN COUNTRIES	1,160,610	1,621,282	882,988	335,294	293,925	3,17,208	3,81,268	2,22,210	96,510	64,186
Share of Bengal . . .	11,400	17,350	5,300	5,990	6,100	2,000
„ Bombay . . .	3,905,979	4,084,547	1,576,764	689,967	1,379,110	10,90,566	11,48,721	4,09,446	1,76,468	4,26,883
„ Madras	2,984	9,750	737	2,176
„ Burma . . .	1,501	390
TOTAL	3,918,880	4,101,897	1,582,054	692,931	1,888,800	10,96,436	11,54,821	4,11,446	1,76,205	4,29,027
Other sorts (III. P)—	Yards	Yards	Yards	Yards	Yards					
Cyprus . . .	32,800	35,200	133,320	5,316	5,741	25,534
Aden and Dependencies . . .	744,159	183,670	58,880	20,680	87,240	1,35,437	44,407	10,300	5,723	16,328
Bahrain Islands . . .	11,650	1,900	..	4,150	24,640	4,450	500	..	1,930	10,280
Ceylon (excluding Maldives) . . .	55,527	67,382	33,688	2,275	162,800	18,337	29,791	2,907	733	10,158
Straits Settlements . . .	47,466	16,992	147,361	92,338	93,760	17,232	17,505	56,447	46,735	60,076

No. 11—continued

ARTICLES, AND COUNTRIES OF FINAL DESTINATION; ALSO SHARE OF EACH PROVINCE	QUANTITY					VALUE				
	1930-31	1931-32	1932-33	1933-34	1934-35	1930-31	1931-32	1932-33	1933-34	1934-35
Textiles—continued										
Cotton—continued										
MANUFACTURES—continued										
Piece goods—continued										
Grey (unbleached)—continued	Yards	Yards	Yards	Yards	Yards					
Other sorts (III.P)—continued										
Federated Malay States	7,165	10,447	24,247	32,985	39,943	2,305	5,260	13,010	8,435	3,810
Union of South Africa	11,400	43,108	..	4,000	11,400	2,188	12,561	..	5 10	1,335
Zanzibar and Pemba	38,484	30,660	10,180	19,779	28,100	10,475	7,250	2,285	4,529	5,700
Kenya Colony	212,029	26,183	24,529	37,940	57,307	50,626	7,348	7,119	8,768	11,820
Mauritius and Dependencies	21,925	36,460	448	44,382	793,195	4,000	3,050	350	7,518	1,58,107
Commonwealth of Australia	63,747	89,720	56,200	41,460	39,156	20,275	3,785	10,805	7,400	7,355
Other British Possessions	28,050	30,649	20,911	18,125	77,182	6,237	7,059	5,572	4,735	11,220
TOTAL BRITISH EMPIRE	1,271,698	552,371	376,444	317,514	1,512,043	2,78,356	1,54,247	1,14,385	95,989	3,38,740
Native States in Arabia other than Maskat Territory and Trucial Oman	87,760	32,500	3,010	17,800	10,720	22,977	7,100	1,815	3,005	2,430
Iraq	80,840	1,920	4,002	30,265	150	19,438	1,500	1,626	18,441	85
Iran	82,320	6,600	3,100	..	8,058	27,207	1,000	600	..	2,056
Siara	41,678	15,155	6,400	120,100	..	17,688	74,818	1,825	53,905	..
Egypt	474,300	437,400	83,920	31,586
Portuguese East Africa	369,500	197,500	199,950	533,024	867,865	90,212	3,810	83,355	93,403	1,42,181
Italian East Africa (Somal- land and Eritrea)	60,987	3,700	5,210	22,850	..	11,101	500	1,200	6,700	..
French Somaliland	18,000	196,680	50,430	45,400	64,100	4,800	35,110	14,520	10,950	9,950
Other Foreign Countries	13,475	14,000	8,448	3,220	..	3,705	2,703	1,785	694	..
TOTAL FOREIGN COUNTRIES	1,237,360	905,405	284,550	787,850	940,801	2,31,108	1,58,127	56,726	1,78,113	1,56,401
Share of Bengal	23,928	47,693	74,365	68,343	16,243	3,388	16,574	24,602	29,295	6,465
" Bombay	2,429,192	1,297,263	522,549	1,035,438	2,296,279	5,28,952	2,54,740	1,17,724	2,56,304	4,75,011
" Sind	5,700	1,100
" Madras	56,333	112,820	58,380	892	140,412	22,124	41,660	28,185	508	14,725
TOTAL	2,512,453	1,457,776	660,994	1,105,173	2,452,984	5,50,464	3,12,974	1,71,611	2,73,107	4,95,141
Total Grey (unbleached)—	Yards	Yards	Yards	Yards	Yards					
United Kingdom (including Channel Islands)	4,166	125,321	11,494	3,888	..	1,179	25,907	2,242	657
Cyprus	32,800	35,200	308,140	5,346	5,741	53,807
Aden and Dependencies	1,708,764	979,805	169,950	215,040	423,840	3,46,416	2,08,429	37,675	49,493	81,261
Bahrain Islands	38,580	4,990	1,200	7,030	34,540	11,400	1,800	300	2,700	20,880
Ceylon (excluding Maldives)	79,112	116,323	149,113	67,385	570,160	25,708	45,311	37,764	21,390	1,35,832
Straits Settlements	168,448	124,731	252,636	151,617	224,039	63,720	43,857	1,01,643	65,842	94,127
Federated Malay States	44,749	41,557	30,007	41,290	80,367	21,357	10,077	15,139	11,826	18,348
Nigeria	61,000	11,420
Union of South Africa	11,600	43,912	1,900	12,689	14,200	2,488	13,440	500	3,010	2,055
Zanzibar and Pemba	641,310	412,990	255,080	260,819	113,200	1,94,929	1,23,775	61,610	71,854	29,700

GENERAL EXPORTS

(674)

INDIAN MERCHANDISE

No. 11—continued

ARTICLES, AND COUNTRIES OF FINAL DESTINATION: ALSO SHARE OF EACH PROVINCE	QUANTITY					VALUE				
	1930-31	1931-32	1932-33	1933-34	1934-35	1930-31	1931-32	1932-33	1933-34	1934-35
Textiles—continued										
Cotton—continued						R	R	R	R	R
MANUFACTURES—continued										
Piece goods—continued										
Grey (unbleached)—continued	Yards	Yards	Yards	Yards	Yards					
Total Grey (unbleached)—continued										
Kenya Colony	959,134	1,048,934	526,694	408,426	325,747	2,87,011	3,25,044	1,59,020	1,18,541	85,045
Tanganyika Territory	1,748,220	2,077,088	605,148	500,370	461,400	5,73,440	6,89,564	2,05,187	1,67,220	1,32,436
Anglo-Egyptian Sudan	409,050	234,630	114,350	144,168	163,730	95,770	44,987	20,200	26,775	20,892
Mauritius and Dependencies	54,175	55,420	118,448	48,632	1,235,655	18,520	11,470	23,570	9,318	2,04,247
Seychelles	2,800	27,000	32,600	37,500	85,600	980	8,300	8,427	10,300	17,000
Commonwealth of Australia	63,747	44,520	56,200	42,738	39,156	20,275	10,965	10,895	7,550	7,355
Fiji Islands	1,500	425	3,512	500	16,745	740	200	1,500	125	6,595
Other British Possessions	3,350	5,810	500	29,769	..	1,350	1,400	225	7,473
TOTAL BRITISH EMPIRE	6,048,999	5,250,541	2,447,369	1,989,228	4,205,730	10,63,995	15,60,039	7,20,067	5,72,011	10,04,230
Mascat Territory and Trucial Oman	75,387	88,632	20,310	22,980	35,500	34,665	25,833	7,130	6,550	9,023
Other Native States in Arabia	132,270	185,800	21,840	77,270	54,020	39,897	35,600	6,355	14,525	9,680
Iraq	131,399	6,760	111,320	129,657	67,050	25,838	2,570	32,122	37,116	15,305
Iran	143,200	262,040	20,143	130,000	32,553	38,171	58,710	5,472	31,100	6,475
Siam	43,288	22,940	7,400	129,150	1,500	18,558	7,218	2,625	53,980	600
Egypt	474,300	437,400	83,920	71,586
Portuguese East Africa	2,205,450	1,900,200	1,691,650	1,832,366	1,689,085	6,31,552	4,85,650	4,14,948	2,93,790	3,31,028
Italian East Africa (Somali-land and Eritrea)	158,947	7,420	87,885	45,355	16,550	31,186	1,850	8,087	12,076	4,750
French Somaliland	375,910	424,780	312,480	304,950	246,700	99,700	74,020	71,870	61,787	43,750
Other Foreign Countries	11,915	3,880	2,088	4,206	..	2,755	1,798	905	1,534	..
TOTAL FOREIGN COUNTRIES	3,762,066	3,334,352	2,234,666	2,175,034	2,143,881	9,99,872	7,64,880	5,50,414	5,12,457	4,22,111
Share of Bengal	35,438	75,073	82,915	69,703	19,276	13,502	25,780	26,707	19,750	6,300
.. Bombay	9,571,833	8,318,672	4,491,243	3,980,391	6,144,214	25,69,976	22,22,777	11,98,612	10,24,244	13,92,895
.. Sind	6,803	1,199
.. Madras	187,243	191,148	102,014	116,008	186,107	79,999	76,362	42,743	40,494	27,086
.. Burma	1,501	390
TOTAL	9,798,065	8,584,893	4,682,035	4,165,102	6,349,597	26,63,867	23,24,919	12,71,321	10,84,468	14,20,341
White (bleached)—										
Chadars and Dhutis (H. P.)—	Yards	Yards	Yards	Yards	Yards					
Straits Settlements	50,085	12,160	21,524	14,442	1,500	25,946	5,645	2,800	6,982	442
Federated Malay States	11,400	8,300	2,385	1,570	..	5,600	3,000	1,984	889	..
Other British Possessions	315	5,657	8,690	305	9,788	400	1,418	2,460	122	4,045
TOTAL BRITISH EMPIRE .	61,750	26,117	32,599	16,317	11,288	31,746	11,048	7,253	7,398	5,087

No. 11—continued

ARTICLES, AND COUNTRIES OF FINAL DESTINATION; ALSO SHARE OF EACH PROVINCE	QUANTITY					VALUE				
	1930-31	1931-32	1932-33	1933-34	1934-35	1930-31	1931-32	1932-33	1933-34	1934-35
Textiles—continued						R	R	R	R	R
Cotton—continued										
MANUFACTURES—continued										
Piece goods—continued										
White (bleached)—continued	Yards	Yards	Yards	Yards	Yards					
Chadars and Dhuties (III. P)— continued										
TOTAL FOREIGN COUNTRIES	4,760	1,200	20,250	1,780	300	4,925
Share of Bengal . . .	600	..	3,390	..	1,285	200	..	794	..	324
„ Bombay . . .	4,160	6,700	4,800	7,503	25,965	1,580	1,620	1,675	2,122	6,500
„ Madras . . .	61,760	20,617	23,909	8,812	6,112	31,946	9,722	4,784	5,271	3,135
„ Burma	53	53
TOTAL	66,510	27,317	32,599	16,317	31,538	33,726	11,948	7,258	7,893	10,012
Drills and Jeans (III. P)—	Yards	Yards	Yards	Yards	Yards					
TOTAL BRITISH EMPIRE	11,610	8,152	7,084	4,840	13,500	3,582	4,078	3,469	1,165	5,674
Iraq	5,623	17,062	17,026	29,205	2,360	2,860	6,800	8,016	16,300	990
Other Foreign Countries . .	3,365	1,509	74	5,140	4,373	1,066	614	19	1,282	1,484
TOTAL FOREIGN COUNTRIES	8,888	18,661	17,700	44,346	6,733	4,646	7,414	8,035	17,582	2,474
Share of Bengal	4,700	800	1,400	1,600	..	2,500	900	350	1,650
„ Bombay . . .	16,833	17,362	22,347	47,688	16,945	6,460	7,209	10,029	18,359	6,800
„ Sind	100	58	..
„ Madras . . .	4,665	4,751	1,637	..	1,688	2,068	1,792	575	..	628
TOTAL	20,498	26,813	24,784	49,188	20,233	8,528	11,492	11,504	18,767	8,148
T-Cloth and Domestic (III. P)—	Yards	Yards	Yards	Yards	Yards					
Aden and Dependencies	25,300	..	25,780	7,200	..	5,900
Bahrain Islands	20,400	5,100
Ceylon (excluding Maldives)	12,975	7,279	3,444	16,273	10,217	8,327	4,174	1,195	8,597	4,389
Other British Possessions . .	232	188	100	6,460	12,888	137	99	162	2,184	4,048
TOTAL BRITISH EMPIRE	13,207	7,467	28,744	22,742	60,280	8,964	4,273	8,557	10,781	19,437
TOTAL FOREIGN COUNTRIES	12,249	63	1,623	..	5,900	4,900	24	750	..	700
Share of Bengal	82	26	..
„ Bombay . . .	12,249	..	20,923	..	61,550	4,900	..	3,112	..	14,265
„ Madras . . .	13,207	7,530	3,444	22,660	13,630	3,964	4,297	1,195	10,766	5,872
TOTAL	25,456	7,590	30,367	22,742	75,180	13,864	4,297	9,807	10,781	20,137
Hirtings (III. P)—	Yards	Yards	Yards	Yards	Yards					
Aden and Dependencies	21,680	86,850	4,020	9,030
Tanganyika Territory	48,000	1,500	16,000	250	..
Other British Possessions . .	19,445	28,504	15,552	7,128	51,176	6,010	6,994	4,744	2,902	11,808
TOTAL BRITISH EMPIRE	10,445	28,504	63,552	30,308	88,026	6,010	6,994	20,744	8,072	20,868

GENERAL EXPORTS

(676)

INDIAN MERCHANDISE

No. 11—continued

ARTICLES, AND COUNTRIES OF FINAL DESTINATION; ALSO SHARE OF EACH PROVINCE	QUANTITY					VALUE				
	1930-31	1931-32	1932-33	1933-34	1934-35	1930-31	1931-32	1932-33	1933-34	1934-35
Textiles—continued						R	R	R	Rs	R
Cotton—continued										
MANUFACTURES—continued										
Piecegoods—continued										
White (bleached)—continued										
Shirtings (III. P)—continued	Yards	Yards	Yards	Yards	Yards					
Iraq	7,500	18,000	984	1,500	6,000	201
Portuguese East Africa . .	4,800	..	17,200	32,500	3,900	1,560	..	4,900	6,900	800
Other Foreign Countries . .	9,675	3,410	3,200	20,080	6,200	2,700	527	800	5,617	1,320
TOTAL FOREIGN COUNTRIES	14,475	3,410	27,900	71,180	11,064	4,360	527	7,200	18,517	2,381
Share of Bengal	1,000	2,600	9,950	..	65	1,000	950	3,169	..	38
" Bombay	29,916	29,314	81,492	101,295	88,914	8,350	6,571	24,475	28,426	20,321
" Sind	3,800	1,000
" Madras	40	193	8,111	30	164	2,490
" Burma	2,000	500
TOTAL	38,020	31,914	91,452	101,488	99,090	10,370	7,621	27,044	28,589	23,249
Other sorts (III. P) —	Yards	Yards	Yards	Yards	Yards					
Ceylon (excluding Maldives)	39,603	24,626	16,785	6,819	73,364	14,812	7,207	5,602	2,171	13,464
Straits Settlements	116,225	97,481	44,899	21,611	16,152	47,006	37,617	17,474	3,841	6,171
Federated Malay States . .	717	7,009	7,591	..	15,038	335	4,488	5,250	..	4,399
Nepal Colony	32,280	3,843	2,800	384	20,562	8,495	1,175	960	148	4,842
Mauritius and Dependencies	24,800	6,600
Other British Possessions . .	16,288	11,458	35,629	24,600	71,800	5,332	5,005	8,208	7,100	11,980
TOTAL BRITISH EMPIRE	205,098	144,417	107,704	53,414	221,719	75,980	55,492	37,432	13,320	47,456
Java	57,000	12,400
Portuguese East Africa . . .	24,960	4,400	2,200	30,460	12,025	8,385	1,200	950	7,930	2,950
French Somaliland	12,500	..	51,750	10,800	4,800	2,800	..	13,800	2,000	980
Other Foreign Countries . . .	9,796	25,180	17,189	8,535	12,560	3,351	5,071	3,780	3,840	2,160
TOTAL FOREIGN COUNTRIES	47,256	29,580	71,139	49,205	86,785	14,536	6,271	18,510	13,770	18,470
Share of Bengal	1,626	1,600	1,300	1,395	20,301	740	520	500	2,135	3,406
" Bombay	183,865	93,373	146,048	97,348	246,377	68,202	29,849	37,141	14,256	32,892
" Sind	3,160	500	..
" Madras	67,348	79,021	32,495	311	41,045	11,31,574	31,401	13,301	109	7,491
" Burma	281	137
TOTAL	252,349	178,997	179,843	102,709	308,504	90,516	61,768	55,042	27,000	65,926
Total White (bleached)—	Yards	Yards	Yards	Yards	Yards					
Aden and Dependencies . . .	6,706	1,820	28,950	86,860	81,830	2,830	11,200	8,600	9,120	10,700
Bahran Islands	1,000	23,300	141	19,140
Ceylon (excluding Maldives)	53,103	42,594	24,309	25,220	98,768	23,770	16,075	8,347	11,542	24,407
Straits Settlements	168,509	112,241	75,383	39,833	24,444	71,292	44,212	23,343	11,412	8,787

No. 11—continued

ARTICLES, AND COUNTRIES OF FINAL DESTINATION; ALSO SHARE OF EACH PROVINCE	QUANTITY					VALUE				
	1980-81	1981-82	1982-83	1983-84	1984-85	1980-81	1981-82	1982-83	1983-84	1984-85
Textiles—continued										
Cotton—continued						R	R	R	R	R
MANUFACTURES—continued										
Piecegoods—continued										
White (bleached)—concluded										
Total White (bleached)— continued	Yards	Yards	Yards	Yards	Yards					
Federated Malay States	12,117	15,809	10,976	8,982	16,857	5,975	8,478	7,634	1,667	5,989
Kenya Colony	47,880	5,848	4,718	5,259	25,387	12,615	2,175	1,656	2,298	7,272
Tanganyika Territory	3,400	3,088	63,681	3,500	..	850	690	19,640	950	..
Mauritius and Dependencies	24,800	6,000
Other British Possessions	19,808	33,418	31,666	12,167	91,427	6,271	8,711	8,236	3,621	16,627
TOTAL BRITISH EMPIRE	811,105	214,813	239,683	127,621	403,813	1,26,582	81,541	77,465	40,751	98,522
Foreign Countries										
Iraq	11,173	17,062	27,938	57,208	3,324	5,960	6,500	10,826	23,300	1,251
Java	57,800	12,400
Portuguese East Africa	37,105	6,062	19,400	67,760	19,525	12,060	1,238	5,850	15,960	4,370
Italian East Africa (Somali- land and Eritrea)	5,600	2,000	1,600	6,200	25,450	1,820	500	400	1,460	5,295
French Somaliland	18,100	..	53,350	10,300	8,700	4,800	..	14,200	2,000	1,300
Other Foreign Countries	15,651	28,134	16,074	23,355	16,133	5,782	5,742	3,219	8,149	3,674
TOTAL FOREIGN COUNTRIES	87,028	53,258	118,362	164,821	130,732	30,422	14,880	34,495	49,869	23,550
Share of Bengal	3,238	8,900	15,950	3,377	23,261	1,940	3,970	5,663	2,510	7,418
.. Bombay	344,687	146,749	230,610	253,839	439,374	39,492	46,333	51,432	71,162	99,738
.. Sind	3,300	3,300	..	1,000	558	..
.. Madras	147,010	111,923	67,485	31,976	69,586	64,672	47,218	24,555	16,399	19,556
.. Burma	2,334	690
TOTAL	398,733	267,571	358,045	292,442	534,545	1,57,004	96,421	1,11,950	90,620	1,27,472
Coloured, printed, or dyed—										
Lengths and Saria (III. P)— United Kingdom (including Channel Islands)	Yards	Yards	Yards	Yards	Yards					
Aden and Dependencies	1,800	..	26,768	86	5	1,200	..	14,780	19	5
Ceylon (excluding Maldives)	104,271	206,885	303,563	192,412	281,338	52,515	95,505	1,56,499	1,03,204	1,29,585
Straits Settlements	7,039,225	6,313,440	5,235,494	2,095,383	2,814,710	32,26,831	28,82,163	23,57,176	9,88,223	18,58,306
Federated Malay States	9,267,678	6,615,553	5,997,556	2,618,616	2,851,100	51,58,505	36,12,745	30,73,097	13,78,035	15,59,661
Nigeria (including Br. Man- dated Territory of Cameroons)	477,673	270,277	213,860	471,079	546,480	3,27,249	1,50,629	1,14,418	2,02,370	2,44,539
..	30,720	16,000
Union of South Africa	29,404	19,913	25,184	23,510	13,487	17,595	11,444	7,566	11,720	7,162
Kenya Colony	500	7,854	21,575	51,103	14,900	500	6,020	8,330	34,450	9,400
Tanganyika Territory	1,510	360	124,975	1,160	225	28,987
Anglo-Egyptian Sudan	1,307,703	1,165,755	1,231,549	1,480,192	944,850	3,81,170	2,08,970	3,24,317	3,24,655	2,20,760
Mauritius and Dependencies	53,305	140,968	63,326	36,315	76,870	24,729	49,374	15,346	4,750	26,036
Fiji Islands	1,860	1,498	33,066	3,331	18,152	500	1,136	18,200	989	6,728
Other British Possessions	5,350	11,741	1,300	1,080	3,141	8,325	5,580	1,050	320	910
TOTAL BRITISH EMPIRE	18,289,779	14,763,189	13,358,956	6,933,707	7,565,039	91,94,089	71,24,291	61,36,312	30,48,744	35,63,081
Maskat Territory and Trucial Oman	71,100	13,300	1,500	1,852	1,416	20,294	3,400	500	410	450
Iraq	30,240	6,300

GENERAL EXPORTS

(678)

INDIAN MERCHANDISE

No. 11—continued

ARTICLES, AND COUNTRIES OF FINAL DESTINATION; ALSO SHARE OF EACH PROVINCE	QUANTITY					VALUE				
	1930-31	1931-32	1932-33	1933-34	1934-35	1930-31	1931-32	1932-33	1933-34	1934-35
Textiles—continued										
Cotton—continued										
MANUFACTURES—continued										
Piecegoods—continued										
Coloured, printed, or dyed— continued										
Lungs and Saris (III. P)— continued	Yards	Yards	Yards	Yards	Yards					
Sumatra	48,960	24,300	86,590	..	54,000	26,160	13,500	47,680	..	30,000
Java	2,256,237	1,612,640	1,698,210	244,280	77,650	9,61,292	8,00,880	7,27,115	1,14,280	42,475
Sum	36,000	3,513	2,100	..	56,185	12,000	1,725	925	..	24,825
Italian East Africa (Somali- land and Eritrea)	108,925	37,425	80,825	37,480	68,650	43,300	9,550	23,230	9,470	17,300
French Somaliland	192	1,895	46,500	36,450	..	100	1,000	16,000	10,800	..
Other Foreign Countries	36,320	31,384	12,180	8,302	4,575	9,645	9,430	4,000	3,027	1,295
TOTAL FOREIGN COUNTRIES	2,557,734	1,754,697	1,927,845	328,864	262,376	10,72,791	8,45,785	8,18,950	1,37,787	1,16,645
Share of Bengal	3,650	2,275	3,000	577	3,009	1,373	2,975	675	294	2,691
“ Bombay	1,634,935	1,360,124	1,543,999	1,662,008	1,225,147	5,01,094	3,76,171	4,35,964	4,07,133	3,20,306
“ Madras	19,302,916	15,148,495	13,639,302	5,599,444	6,594,260	97,62,848	75,88,806	65,13,623	27,79,070	33,46,724
“ Burma	6,013	6,992	..	42	5	1,516	2,974	..	34	5
TOTAL	20,847,518	16,517,886	15,286,601	7,262,071	7,827,415	1,02,66,880	79,70,026	69,55,262	31,86,531	36,79,723
Drills and Jeans (III. P)—	Yards	Yards	Yards	Yards	Yards					
Ceylon (excluding Maldives)	146,936	30,644	25,233	18,273	13,667	72,137	12,643	10,557	6,121	5,991
Straits Settlements	29,185	14,517	3,052	18,606	13,415	14,764	6,001	1,244	7,364	4,151
Union of South Africa	13,718	12,958	6,300	5,319
Zanzibar and Pemba	21,700	6,100
Kenya Colony	2,700	31,630	15,665	8,856	..	1,000	6,440	7,017	3,150	..
Tanganyika Territory	9,238	..	26,400	5,075	..	6,600
Other British Possessions	6,551	14,438	19,957	19,792	45,129	3,467	5,859	4,659	5,730	11,101
TOTAL BRITISH EMPIRE	230,028	104,237	90,207	60,527	72,211	1,08,843	86,262	30,077	22,355	21,248
Turkey, European	50,450	10,750
Other Native States in Arabia other than Maskat Territory and Trucial Oman)	274,000	349,425	356,819	74,300	88,240	55,600	68,900	59,950	12,650	5,060
Iraq	92,967	60,549	60,481	53,326	160,758	45,531	27,210	31,070	27,847	51,592
Iran	726,396	111,780	88,201	88,819	762,764	1,65,376	23,447	17,973	21,087	1,32,251
China (exclusive of Hong- kong and Macao)	52,664	15,225	15,232	58,891	..	26,272	6,883	6,773	18,834	..
Portuguese East Africa	73,232	155,650	235,400	145,510	224,044	25,424	41,589	53,340	35,050	54,030
Other Foreign Countries	48,892	10,586	2,249	1,796	2,400	14,354	3,201	2,243	614	600
TOTAL FOREIGN COUNTRIES	1,317,501	703,195	766,932	426,142	1,178,196	8,43,307	1,71,180	1,76,340	1,16,032	2,44,493
Share of Bengal	4,120	1,570	11,800	..	480	1,485	750	2,302	..	600
“ Bombay	1,291,551	718,004	794,416	377,439	1,216,666	3,25,232	1,70,647	1,82,355	1,01,255	2,53,176
“ Sind	150	12,712	1,100	68	3,911	657
“ Madras	951,858	37,558	60,823	97,518	32,111	1,25,333	36,045	21,301	34,221	11,403
TOTAL	1,547,529	807,432	867,189	486,669	1,250,407	4,52,150	2,07,442	2,08,426	1,38,387	2,66,786
Other sorts (III. P)—	Yards	Yards	Yards	Yards	Yards					
United Kingdom (including Channel Islands)	54,016	12,434	40,030	4,070	13,040	18,235	3,048	19,670	1,256	5,955
Aden and Dependencies	1,354,710	1,328,611	910,637	1,119,969	1,273,903	4,66,687	4,78,077	3,94,646	4,00,144	4,46,932
Bahrain Islands	2,391,456	4,463,302	2,902,473	3,133,185	3,081,090	8,86,101	18,00,132	8,73,377	7,28,457	7,37,166

No. 11—continued

ARTICLES, AND COUNTRIES OF FINAL DESTINATION; ALSO SHARE OF EACH PROVINCE	QUANTITY					VALUE				
	1930-31	1931-32	1932-33	1933-34	1934-35	1930-31	1931-32	1932-33	1933-34	1934-35
	Yards	Yards	Yards	Yards	Yards	Rs	Rs	Rs	Rs	Rs
Textiles—continued										
Cotton—continued										
MANUFACTURES—continued										
Piecegoods—continued										
Coloured, printed, or dyed— continued										
Other sorts (III. P)— continued										
Ceylon (excluding Maldives)	10,295,090	10,601,124	7,664,347	11,180,436	14,401,281	39,45,447	40,10,468	26,65,204	39,09,919	46,62,902
Straits Settlements . . .	1,509,273	2,331,163	1,622,456	2,314,344	2,860,815	8,88,877	11,18,062	8,19,213	11,52,593	11,08,468
Federated Malay States . . .	309,009	236,291	195,862	310,908	620,474	1,38,568	1,03,497	1,11,491	1,26,756	2,95,754
Nigeria	913,512	1,78,757
Union of South Africa . . .	323,078	203,794	141,051	149,804	63,007	1,21,928	71,402	61,160	54,869	18,378
Zanzibar and Pemba . . .	2,474,978	2,005,115	1,025,008	417,950	196,047	5,28,896	3,68,709	1,93,849	1,91,150	42,360
Kenya Colony	4,032,931	2,968,657	2,840,201	1,737,105	904,609	8,65,362	6,68,270	6,63,059	4,28,458	375,438
Tanganyika Territory . . .	3,361,917	3,618,606	6,029,724	2,325,720	1,389,980	14,81,858	15,16,893	8,45,101	2,88,007	2,21,132
Anglo-Egyptian Sudan . . .	891,957	255,343	294,800	475,595	351,445	1,05,053	61,415	71,762	92,960	68,640
Mauritius and Dependences	999,664	480,100	320,095	420,194	1,479,141	3,94,056	1,58,420	1,08,195	65,759	3,05,235
Seychelles	191,400	180,266	151,640	99,480	195,260	60,595	51,895	34,347	20,320	33,405
New Zealand	10,000	19,500	..	19,600	5,582	7,000	10,000	..	11,146	3,088
Fiji Islands	5,026	3,063	1,900	42,981	39,983	3,844	1,227	757	10,816	18,479
Other British Possessions . .	19,744	19,483	9,427	38,201	86,031	12,337	7,074	4,204	13,953	18,264
TOTAL BRITISH EMPIRE	32,724,869	33,677,357	22,859,703	23,795,042	26,261,272	99,69,209	1,00,94,159	67,55,601	75,74,528	85,70,943
Germany	26,456	114	1,100	2,160	..	32,740	33	258	812	..
Portugal (including Azores and Madeira)	119,520	18,900
France	1,840	7,200	80,640	1,150	1,500	33,600
Mascat Territory and Trucial Oman	1,953,856	3,085,671	1,372,943	2,084,380	1,771,592	5,25,632	6,87,981	2,83,655	4,06,725	3,74,833
Other Native States in Arabia	2,243,164	2,489,683	2,347,032	2,165,753	1,637,344	7,76,614	7,66,945	6,65,255	5,01,113	4,19,378
Iraq	3,664,498	12,657,203	4,860,938	4,503,347	2,160,383	28,58,979	36,41,187	12,42,840	8,64,953	5,46,400
Iran	12,629,949	19,782,889	7,901,403	8,707,463	5,246,433	82,98,208	46,78,281	18,00,807	17,52,567	11,39,255
Afghanistan	42,144	61,960	4,320	4,909	..	7,194	25,680	2,700	1,100	..
Sumatra	7,840	3,204	21,223	70,492	..	3,360	1,243	11,385	38,035
Java	734,121	1,219,340	713,444	480,229	107,177	3,06,440	4,71,069	2,72,033	1,84,307	45,316
Siam	1,229,931	344,079	483,392	765,067	1,011,800	8,96,240	4,30,419	3,19,219	4,91,425	7,01,093
French Indo-China	2,100	14,700	24,210	1,500	9,000	20,400
China (exclusive of Hong- kong and Macao)	..	72,160	121,568	44,052	2,316	..	18,901	36,116	10,963	1,188
Egypt	29,280	7,860	3,341	3,600	11,493	3,200	3,121	728	600	1,740
Portuguese East Africa . . .	4,303,439	1,080,305	4,032,633	1,255,894	859,645	9,05,808	7,90,670	7,31,137	2,24,236	1,06,492
Italian East Africa (Somali- land and Eritrea)	253,365	182,010	194,373	134,200	296,535	69,190	48,860	48,372	27,270	50,130
French Somaliland	284,160	404,210	339,775	289,990	99,030	58,940	98,390	98,100	69,965	26,790
United States of America—										
Via Atlantic Coast	135,424	129,263	3,108	3,610	52,792	48,635	65,025	2,773	1,327	25,821
" Pacific "	16,718	13,791	..	3,210	..	7,564	5,271	..	1,300	..
Other Foreign Countries . . .	1,800	11,953	1,691	33,281	8,145	650	3,935	849	4,739	2,243
TOTAL FOREIGN COUNTRIES	32,400,305	44,781,284	22,398,260	20,459,762	18,469,707	97,11,151	1,17,40,549	55,60,295	45,55,162	85,90,614

GENERAL EXPORTS

(680)

INDIAN MERCHANDISE

No. 11—continued

ARTICLES, AND COUNTRIES OF FINAL DESTINATION; ALSO SHARE OF EACH PROVINCE	QUANTITY					VALUE				
	1980-81	1981-82	1982-83	1983-84	1984-85	1980-81	1981-82	1982-83	1983-84	1984-85
	Yards	Yards	Yards	Yards	Yards	R	R	R	R	R
Textiles—continued										
Cotton—continued										
MANUFACTURES—continued										
Piecegoods—continued										
Coloured, printed, or dyed—continued										
Other sorts (III. P)—concluded	Yards	Yards	Yards	Yards	Yards					
State of Bengal	212,915	248,288	46,478	81,010	82,524	99,963	1,36,046	17,706	30,276	32,720
" Bombay	51,779,249	63,242,838	34,268,464	29,864,805	26,611,905	1,41,38,494	1,68,11,823	82,96,761	65,27,138	77,09,960
" Sind	352,048	731,061	437,329	542,496	341,600	89,440	1,85,767	1,01,669	1,13,902	68,283
" Madras	12,776,810	14,236,117	10,506,792	14,286,994	14,694,950	53,68,691	57,02,474	38,92,741	54,58,404	47,69,686
" Burma	4,162	400	882	100
TOTAL	65,125,174	78,458,641	45,267,903	44,854,804	41,730,979	1,96,80,360	2,18,34,708	1,28,15,896	1,21,29,720	1,21,70,557
Total Coloured, printed, or dyed—										
United Kingdom (including Channel Islands)	50,032	12,484	66,848	4,396	18,046	19,555	3,648	34,400	1,802	6,060
Aden and Dependencies	1,462,716	1,540,114	1,215,657	1,315,967	1,570,871	6,21,700	5,75,326	5,51,629	5,04,846	5,60,123
Bahrein Islands	2,205,056	4,470,402	2,903,273	3,134,036	3,081,099	8,87,376	18,91,632	8,74,177	7,28,767	7,87,166
Ceylon (excluding Maldives).	17,481,251	16,945,208	12,925,074	13,294,092	17,229,664	72,44,416	69,05,274	50,32,997	49,64,168	60,17,109
Straits Settlements	10,806,136	8,961,233	7,823,064	4,951,666	5,731,330	60,67,146	47,31,808	38,94,164	26,87,982	26,72,270
Federated Malay States	766,682	515,668	410,742	792,353	1,468,493	8,15,812	3,14,126	2,25,909	3,28,322	5,30,683
Nigeria (including Br. Mandated Territory of Cameroons)	30,720	..	913,512	16,000	..	1,78,757
Union of South Africa	366,800	286,670	166,237	169,814	66,564	1,45,728	88,185	68,716	66,598	25,540
Zanzibar and Pemba	2,498,423	2,006,115	1,025,508	417,950	196,047	5,35,246	3,89,009	1,93,599	1,01,150	42,360
Kenya Colony	4,036,181	3,008,191	2,386,441	1,792,064	1,009,500	8,66,862	6,80,730	5,73,406	4,66,058	3,84,838
Tanganyika Territory.	8,372,666	8,618,966	5,056,124	2,325,720	1,389,980	14,88,003	15,17,118	8,51,701	7,88,067	2,21,132
Anglo-Egyptian Sudan	1,699,660	1,421,098	1,701,324	1,985,787	1,296,295	4,86,228	3,70,385	4,25,068	4,17,615	2,89,390
Mauritius and Dependencies	1,052,989	571,063	383,421	436,509	1,675,071	4,18,785	2,08,294	1,18,541	70,609	3,36,250
Seychelles	193,400	186,266	170,040	114,680	203,280	61,095	54,365	38,522	24,240	35,165
New Zealand	10,600	21,400	..	19,600	5,582	7,349	10,866	..	11,146	3,688
Fiji Islands	6,886	4,561	34,966	46,312	56,135	4,404	2,383	18,003	20,805	25,207
Other British Possessions	19,744	25,494	9,427	38,381	90,075	12,337	11,604	4,264	13,978	19,539
TOTAL BRITISH EMPIRE	61,244,676	48,544,783	36,208,666	30,789,276	35,898,522	1,92,72,091	1,72,54,712	1,29,21,990	1,06,46,627	1,21,55,267
France	1,840	7,200	80,640	1,150	1,500	33,000
Portugal (including Azores and Madeira)	119,520	18,900
Germany	26,456	274	1,100	2,400	..	32,740	118	268	924	..
Turkey, European	60,450	1,850	10,750	480
Maskat Territory and Trucial Oman	3,045,956	3,098,971	1,374,443	2,036,232	1,773,008	5,50,826	6,91,381	2,84,165	4,07,135	3,75,283
Other Native States in Arabia	2,596,334	2,803,042	2,711,701	2,241,928	1,678,784	8,86,980	8,38,995	7,27,765	5,14,288	4,25,233
Afghanistan	42,144	61,960	4,320	4,900	..	7,194	26,680	2,700	1,100	..
Iraq	3,756,565	12,747,092	4,927,469	4,562,073	2,821,141	29,04,510	30,74,697	12,78,910	8,82,805	5,97,292
Iran	13,271,005	19,903,309	7,991,044	8,794,285	5,999,237	33,78,182	47,03,528	18,10,089	17,73,604	12,61,606

No. 11—continued

ARTICLES, AND COUNTRIES OF FINAL DESTINATION; ALSO SHARE OF EACH PROVINCE	QUANTITY					VALUE				
	1980-81	1981-82	1982-88	1988-84	1984-85	1980-81	1981-82	1982-83	1983-84	1984-85
						R	R	R	R	R
Textiles—continued										
Cotton—continued										
MANUFACTURES—continued										
Piece goods—continued										
	Yards	Yards	Yards	Yards	Yards					
Total coloured, printed, or dyed—concluded										
Sumatra	48,980	82,140	89,784	21,223	124,492	26,100	16,860	48,828	11,885	68,085
Java	2,080,858	2,832,480	2,417,054	726,065	184,727	12,07,732	12,72,790	9,99,339	2,99,089	87,791
Blam	1,276,036	655,558	489,441	765,067	1,008,045	9,13,076	4,34,845	8,21,667	4,91,425	7,25,918
French Indo-China	2,100	14,700	24,210	1,500	9,000	80,400
China (exclusive of Hongkong and Macao)	52,664	87,385	186,800	100,943	2,316	26,272	25,734	42,888	29,797	1,188
Egypt	80,347	7,860	3,341	3,600	11,493	8,822	8,121	788	600	1,740
Portuguese East Africa .	4,377,071	4,225,055	4,289,878	1,407,804	1,084,028	9,31,612	8,36,650	8,40,627	2,61,766	2,21,552
Italian East Africa (Somali- land and Fritsea)	362,290	219,485	275,198	171,080	277,635	1,12,490	58,410	72,102	36,740	68,330
French Somaliland . . .	236,352	400,105	386,275	323,440	69,030	59,040	99,890	1,14,700	70,545	25,790
United States of America—										
Vid Atlantic Coast . . .	135,424	129,263	8,108	3,637	52,792	48,685	65,025	2,773	1,354	25,821
" Pacific "	16,718	13,791	..	3,210	..	7,584	5,271	..	1,200	..
Other Foreign Countries .	18,320	12,706	3,191	23,281	8,280	4,701	4,085	1,438	4,739	2,373
TOTAL FOREIGN COUNTRIES .	36,275,540	47,239,176	25,093,087	21,214,268	14,910,270	1,11,27,249	1,27,57,494	65,55,594	48,09,911	39,60,762
Share of Bengal	220,685	252,370	60,278	61,687	91,013	95,516	1,37,571	21,182	30,570	36,917
" Bombay	54,795,735	65,329,966	36,709,879	31,493,782	29,053,712	1,49,64,870	1,63,58,141	89,15,000	79,35,626	78,93,442
" Sind	352,048	731,081	437,379	554,297	342,720	89,440	1,85,767	1,91,737	1,16,813	58,842
" Madras	32,231,584	29,472,170	24,197,417	19,983,556	21,321,321	1,52,46,816	1,33,27,323	1,04,39,666	82,71,696	81,27,713
" Burma	10,154	7,392	..	42	5	2,398	3,074	..	34	5
TOTAL	87,520,216	95,783,959	61,401,053	52,093,544	50,808,801	8,08,99,340	8,00,12,176	1,04,77,584	1,54,54,838	1,61,16,919
Total piece goods—	Yards	Yards	Yards	Yards	Yards					
United Kingdom (including Channel Islands)	56,688	16,680	199,618	17,810	20,733	19,769	4,848	63,003	4,966	9,117
Cyprus	32,800	35,200	361,860	5,810	5,741	95,197
Palestine	9,308	34,491	2,930	5,917
Aden and Dependencees .	3,178,186	2,581,789	1,414,557	1,597,807	2,076,541	8,70,946	7,84,958	5,97,994	5,63,468	6,81,984
Bahrain Islands	2,433,586	4,475,392	2,904,473	3,142,115	3,153,989	8,98,776	13,93,432	8,74,477	7,31,598	8,17,186
Ceylon (excluding Maldives)	17,618,466	17,104,625	13,998,406	13,388,697	17,907,592	72,93,912	69,66,660	59,79,108	50,00,995	61,77,438
Straits Settlements . . .	11,133,084	9,198,295	8,161,988	5,145,846	5,979,813	61,95,164	48,19,377	49,19,040	26,15,236	27,76,184
Federated Malay States Nigeria (including Br. Man- dated Territory of Came- roons)	843,548	572,434	451,725	837,825	1,567,717	5,43,104	3,42,281	2,48,682	3,41,915	5,55,520
Union of South Africa . .	382,183	283,190	168,614	182,898	80,873	1,59,318	192,742	69,327	79,400	27,663
Zanzibar and Pemba . . .	3,149,698	2,423,425	1,287,988	689,769	319,295	7,32,725	5,29,084	2,61,599	1,74,091	78,469
Kenya Colony	5,048,145	4,057,968	2,917,253	2,295,749	1,360,943	11,67,388	10,07,949	7,34,061	5,89,897	4,77,155
Tanganyika Territory . . .	10,124,285	10,699,142	6,724,953	3,829,593	1,851,380	20,62,853	22,07,372	10,76,528	5,59,237	3,53,568
Samoland Protectorate	29,500	6,120
Anglo-Egyptian Sudan . . .	2,198,710	1,680,028	1,829,914	2,079,955	1,466,875	5,81,093	4,19,572	4,54,141	4,44,899	3,21,257
Mauritius and Dependencees	1,197,164	626,483	591,869	485,141	2,385,426	4,32,305	2,19,764	1,12,111	79,827	6,97,997
Seychelles	291,290	213,266	294,740	158,680	296,389	63,455	62,965	47,699	36,199	54,166

GENERAL EXPORTS

(682)

INDIAN MERCHANDISE

No. 11—continued

ARTICLES, AND COUNTRIES OF FINAL DESTINATION; ALSO SHARE OF EACH PROVINCE	QUANTITY					VALUE				
	1930-31	1931-32	1932-33	1933-34	1934-35	1930-31	1931-32	1932-33	1933-34	1934-35
						B	R	F	B	R
Textiles—continued										
Cotton—continued										
MANUFACTURES—continued										
Piecegoods—continued										
	Yards	Yards	Yards	Yards	Yards					
Total piecegoods—continued										
Commonwealth of Australia	65,658	44,523	66,982	49,284	40,056	22,540	10,965	11,296	11,600	7,711
New Zealand	10,600	21,900	2,400	19,732	16,037	7,349	11,058	440	11,261	6,171
Fiji Islands	7,946	6,686	38,478	46,812	76,630	5,153	3,373	20,553	20,930	32,352
Other British Possessions	17,838	28,844	12,055	32,707	58,578	10,072	2,054	4,553	7,465	13,370
TOTAL BRITISH EMPIRE	57,609,780	54,009,637	38,905,918	32,906,123	40,508,071	2,10,62,608	1,89,90,202	1,37,20,862	1,12,58,389	1,32,58,010
Finland
Germany	34,056	618	1,160	3,966	--	34,690	467	203	1,329	..
France	1,840	7,200	80,640	1,150	1,500	33,600
Portugal (including Azores and Madeira)	119,520	18,000
Turkey, European	60,450	1,850	10,750	480
Mascat Territory and Trucial Oman	3,121,497	3,137,303	1,394,753	2,062,212	1,815,708	5,85,530	7,18,045	2,91,235	4,14,236	3,85,756
Other Native States in Arabia	2,671,864	2,990,742	2,749,541	2,320,853	1,733,704	6,70,786	8,75,195	7,37,310	5,81,223	4,34,013
Iraq	8,899,136	12,771,814	5,066,727	4,749,536	2,391,516	29,36,308	36,84,067	13,16,856	9,52,221	6,13,843
Afghanistan	42,144	61,960	4,320	4,900	..	7,104	25,630	2,700	1,100	..
Iran	13,424,660	20,177,829	8,020,187	8,940,425	6,036,378	34,19,886	47,64,158	18,24,552	18,09,162	12,69,281
Sumatra	48,960	33,040	89,784	21,223	124,012	26,160	17,310	48,823	11,385	68,487
Java	2,992,633	2,834,830	2,417,054	729,665	242,327	12,68,237	12,74,040	9,99,339	3,00,489	1,00,101
Siam	1,319,924	986,493	496,841	694,217	1,072,285	9,31,994	4,44,063	3,24,187	5,45,405	7,27,126
French Indo-China	2,700	14,700	24,210	1,800	9,900	20,400
China (exclusive of Hong-kong and Macao)	52,664	87,965	138,822	100,949	2,316	26,272	25,827	48,438	29,767	1,188
Egypt	505,629	445,470	3,341	3,600	12,681	93,186	74,754	788	600	2,204
Portuguese East Africa	6,619,626	6,131,317	5,980,928	2,807,930	2,793,539	15,75,224	13,24,147	12,61,425	5,71,536	5,57,850
Italian East Africa (Somaliland and Eritrea)	526,837	228,865	314,633	223,235	310,635	1,45,496	60,760	81,439	50,275	78,975
French Somaliland	630,862	830,885	752,105	638,690	354,430	1,68,540	1,73,910	2,00,770	1,34,352	70,000
United States of America— Vid Atlantic Coast	135,424	129,263	8,108	3,637	52,792	48,635	65,025	2,778	1,354	25,821
" Pacific " "	16,718	13,791	..	3,210	..	7,564	5,271	..	1,200	..
Other Foreign Countries	22,665	12,706	3,271	24,831	8,260	6,222	4,035	1,523	5,059	2,373
TOTAL FOREIGN COUNTRIES	40,115,234	50,626,786	27,446,115	23,555,023	17,184,872	1,21,57,543	1,35,37,224	71,40,503	53,71,337	44,11,813
Share of Bengal	359,359	336,343	159,143	134,727	133,540	1,11,258	1,67,621	55,612	62,310	49,795
" Bombay	64,522,306	73,786,367	41,478,732	35,637,972	36,637,300	1,76,24,338	1,86,20,161	1,01,95,044	81,30,982	93,66,076
" Sind	355,848	731,081	443,242	557,487	342,760	90,440	1,85,767	1,02,936	1,17,271	58,342
" Madras	22,668,837	29,775,240	24,380,916	20,130,940	21,577,014	1,58,91,337	1,34,60,903	1,06,07,263	82,28,579	81,74,426
" Burma	11,665	7,392	..	12	2,339	2,788	3,074	..	31	695
TOTAL	97,715,014	104,636,423	66,442,038	56,461,148	57,692,043	3,32,20,211	3,24,33,516	2,08,60,855	1,66,29,726	1,76,09,832

No. 11—continued

ARTICLES, AND COUNTRIES OF FINAL DESTINATION; ALSO SHARE OF EACH PROVINCE	QUANTITY					VALUE				
	1930-31	1931-32	1932-33	1933-34	1934-35	1930-31	1931-32	1932-33	1933-34	1934-35
	Lbs.	Lbs.	Lbs.	Lbs.	Lbs.	R	R	R	R	R
Textiles—continued										
Cotton—continued										
MANUFACTURES—continued										
Thread, sewing (III. P)—										
Aden and Dependencies	12,442	16,482	8,298	9,656	13,667	20,288	25,950	11,946	13,507	13,575
Bahrein Islands	9,886	7,760	2,892	9,886	1,174	16,650	13,950	4,200	7,940	1,140
Ceylon (excluding Maldives)	9,152	18,830	15,335	8,796	5,872	11,700	21,091	12,954	7,312	7,250
Union of South Africa	8,278	7,960	2,868	1,206	3,306	17,100	17,210	5,750	2,090	5,350
Zanzibar and Pemba	4,842	5,098	2,796	1,484	1,870	5,175	5,730	3,060	1,665	1,430
Kenya Colony	15,050	20,068	9,937	5,022	7,116	28,605	29,460	9,795	4,265	3,330
Other British Possessions	5,408	5,429	5,524	6,032	3,521	4,795	5,815	6,290	5,290	2,609
TOTAL BRITISH EMPIRE	64,649	81,502	47,650	42,032	36,616	99,308	1,12,908	53,389	41,469	34,774
Maskat Territory and Trucial Oman	4,760	4,796	868	168	1,920	6,825	5,950	1,100	250	2,580
Other Native States in Arabia	8,370	6,543	9,250	7,680	5,764	13,075	11,030	14,850	12,530	6,305
Iraq	7,295	13,838	16,897	12,923	21,204	9,285	17,402	11,535	14,275	20,525
Iran	34,295	48,187	18,070	3,730	18,779	45,022	60,972	19,208	3,575	17,650
Portuguese East Africa	28,862	23,629	24,428	31,133	30,432	36,650	26,500	26,845	33,245	34,939
Other Foreign Countries	1,325	1,341	109	168	262	1,050	15 0	200	200	285
TOTAL FOREIGN COUNTRIES	84,916	98,338	58,613	55,802	87,361	1,11,907	1,23,004	73,828	64,075	82,284
<i>Share of Bengal</i>	604	112	2,229	400	30	550
" <i>Bombay</i>	148,668	175,997	96,730	95,110	121,348	2,10,216	2,38,419	1,19,808	1,04,432	1,16,108
" <i>Sind</i>	396	318	..	30	400	1,000	350	..	50	400
" <i>Madras</i>	3,580	3,979	3,632	3,441	7,009	1,032	..
" <i>Burma</i>
TOTAL	149,564	179,895	106,263	97,884	123,077	2,11,215	2,22,210	1,27,217	1,05,544	1,17,068
Other sorts of manufactures (III. P)—										
United Kingdom (including Channel Islands)	44,918	59,870	81,039	123,278	113,316	27,605	46,142	45,478	43,580	28,824
Gibraltar	2,154	1,848	5,062	2,076	12,430	3,050	2,725	8,175	2,590	2,500
Malta and Gozo	1,720	1,904	1,512	2,204	3,743	3,100	2,900	2,600	3,380	6,325
Aden and Dependencies	24,690	27,008	33,405	27,205	32,232	28,958	17,749	19,377	20,520	21,760
Bahrein Islands	7,924	2,384	13,156	23,271	10,238	3,730	1,650	5,111	7,269	8,365
Ceylon (excluding Maldives)	114,864	60,404	83,267	76,522	46,910	75,069	35,251	25,898	23,731	19,950
Attrata Settlements	11,481	3,824	2,975	3,010	8,239	12,732	3,960	3,231	2,282	6,401
Hongkong	240	510	410	81,000	218	480	775	927	18,562	125
Union of South Africa	14,480	6,017	22,870	1,642	4,444	20,985	7,175	9,529	2,595	3,976
Zanzibar and Pemba	8,416	10,072	6,705	7,651	5,301	7,108	7,775	3,765	9,918	3,018
Kenya Colony	40,227	21,422	10,265	28,526	22,188	26,747	13,920	5,411	15,965	11,130
Tanganyika Territory	26,473	33,590	7,360	8,702	8,104	26,442	31,360	5,610	6,892	4,454
Anglo-Egyptian Sudan	19,842	300	2,236	10,160	6,192	19,962	300	2,160	7,001	3,395
Mauritius and Dependencies	2,548	5,012	3,778	8,342	16,243	3,000	4,925	4,250	6,025	10,033
Commonwealth of Australia	752	621	5,356	3,831	2,305	800	450	7,750	3,700	2,429
New Zealand	11,818	10,104	..	600	1,512	8,889	5,282	..	865	1,433
Fiji Islands	2,808	..	4,865	87	400	4,720	..	7,897	157	250
Other British Possessions	3,178	3,115	2,365	10,037	10,312	4,980	3,320	2,631	11,450	10,586
TOTAL BRITISH EMPIRE	330,252	258,971	286,676	418,194	313,427	2,66,520	1,85,350	1,59,785	1,80,312	1,42,813
Germany	3,584	..	94,940	25	..	5,988	..	9,972	25	..
Maskat Territory and Trucial Oman	60,858	41,500	46,650	44,650	46,381	46,788	28,094	26,064	21,887	20,273
Other Native States in Arabia	173,853	34,974	50,979	52,920	124,401	1,03,746	36,742	37,714	33,067	58,834
Iraq	18,580	5,283	1,682	2,659	10,106	16,634	3,528	1,303	2,434	8,005

GENERAL EXPORTS

(684)

INDIAN MERCHANDISE

No. 11—continued

ARTICLES, AND COUNTRIES OF FINAL DESTINATION; ALSO SHARE OF EACH PROVINCE	QUANTITY					VALUE				
	1930-31	1931-32	1932-33	1933-34	1934-35	1930-31	1931-32	1932-33	1933-34	1934-35
	Lbs.	Lbs.	Lbs.	Lbs.	Lbs.	R	R	R	R	R
Textiles—continued										
Cotton—continued										
Manufactures—continued										
<i>Other sorts of manufactures (III. P)—continued</i>										
Iran	42,964	7,244	12,076	6,740	4,720	47,818	6,484	6,651	3,925	2,950
Java	1,888	850	1,008	2,012	12,352	2,370	1,000	1,450	1,980	8,407
Borneo (Dutch)	18,054	18,248	11,059	11,248
Slam	26,440	63,044	19,230	46,132	10,534	24,131	43,200	10,535	36,981	8,614
Philippines	1,524	616	3,092	1,232	752	2,700	1,150	6,400	1,682	7,100
Portuguese East Africa	42,728	65,193	78,562	80,555	83,760	43,713	65,385	60,045	60,650	66,000
Italian East Africa (Somaliland and Eritrea)	10,816	3,683	11,200	19,075	22,706	7,690	2,600	7,872	14,710	16,427
French Somaliland	30,180	11,108	4,933	11,681	6,674	21,800	10,060	5,585	10,072	5,250
United States of America— <i>Via Atlantic Coast</i>	12,689	46,019	67,966	982,896	9,113,163	21,709	15,171	10,146	80,592	6,06,827
<i>" Pacific "</i>	4,914	954	4,824	..	1,390,467	11,728	1,652	5,687	..	90,947
Panama (including Panama Canal Zone)	820	2,030	3,106	692	1,493	600	3,000	6,800	970	2,192
Canary Islands	1,624	1,900	4,592	2,050	3,850	5,525
Other Foreign Countries	7,309	7,079	4,953	12,644	16,366	10,527	9,884	0,420	6,118	17,231
TOTAL FOREIGN COUNTRIES	439,597	289,967	401,892	1,283,933	10,866,715	4,57,842	2,28,700	2,33,625	2,90,514	9,35,830
<i>Share of Bengal</i>	<i>71,275</i>	<i>25,960</i>	<i>86,473</i>	<i>1,054,520</i>	<i>10,646,635</i>	<i>65,848</i>	<i>15,171</i>	<i>54,380</i>	<i>1,10,076</i>	<i>7,47,603</i>
<i>" Bombay</i>	<i>487,599</i>	<i>409,323</i>	<i>293,991</i>	<i>357,373</i>	<i>319,195</i>	<i>6,23,367</i>	<i>3,44,263</i>	<i>2,54,115</i>	<i>2,74,280</i>	<i>2,58,323</i>
<i>" Sind</i>	<i>143,362</i>	<i>59,297</i>	<i>99,360</i>	<i>118,368</i>	<i>170,662</i>	<i>1,07,724</i>	<i>37,266</i>	<i>52,177</i>	<i>59,756</i>	<i>59,239</i>
<i>" Madras</i>	<i>73,580</i>	<i>43,636</i>	<i>201,373</i>	<i>90,783</i>	<i>42,821</i>	<i>27,291</i>	<i>16,546</i>	<i>20,641</i>	<i>16,927</i>	<i>11,643</i>
<i>" Burma</i>	<i>33</i>	<i>222</i>	<i>6,931</i>	<i>81,083</i>	<i>779</i>	<i>142</i>	<i>513</i>	<i>2,197</i>	<i>18,788</i>	<i>941</i>
TOTAL	776,849	536,933	638,568	1,702,127	11,180,142	7,24,362	4,14,050	3,93,410	4,70,826	10,73,149
Total value of Cotton manufactures (including Twist and Yarn)—										
United Kingdom (including Channel Islands)	—	—	—	—	—	19,85,362	17,21,938	30,12,077	13,99,319	6,41,909
Gibraltar	—	—	—	—	—	4,250	3,155	8,842	2,590	2,860
Malta and Gozo	—	—	—	—	—	5,569	5,275	7,050	14,061	10,062
Cyprus	—	—	—	—	—	86,719	90,312	53,515	96,410	1,72,972
Palestine	—	—	—	—	—	1,57,671	2,21,200	1,71,767	1,83,198	1,95,657
Aden and Dependencies	—	—	—	—	—	41,69,031	22,07,408	17,69,572	16,99,952	14,85,213
Bahrein Islands	—	—	—	—	—	9,62,906	14,70,548	9,31,013	8,13,407	8,87,227
Maldives	—	—	—	—	—	8,400	1,144	915	520	2,218
Ceylon (excluding Maldives)	—	—	—	—	—	75,44,703	70,04,020	51,87,773	51,03,506	62,73,062
Straits Settlements	—	—	—	—	—	66,70,892	53,50,356	43,18,100	30,00,680	31,39,118
Federated Malay States	—	—	—	—	—	5,45,605	3,45,068	2,49,705	3,46,018	5,61,601
Hongkong	—	—	—	—	—	4,21,418	48,865	4,754	19,217	1,234
Sierra Leone	—	—	—	—	—	2,880	6,848	1,10,118	99,264	95,932
Nigeria (including Br. Mandated Territory of Cameroons)	—	—	—	—	—	2,92,737	6,28,500	6,89,273	5,17,667	7,51,718
Union of South Africa	—	—	—	—	—	2,79,836	1,98,280	93,831	80,535	94,227
Zanzibar and Pemba	—	—	—	—	—	8,00,448	5,63,529	2,90,164	2,05,267	1,02,103
Kenya Colony	—	—	—	—	—	12,77,108	11,14,837	8,14,070	6,91,565	5,40,062
Tanganyika Territory	—	—	—	—	—	21,09,015	22,57,072	10,98,791	5,83,094	3,13,827
Somaliland Protectorate	—	—	—	—	—	1,800	..	6,995
Anglo-Egyptian Sudan	—	—	—	—	—	5,99,855	4,19,872	4,56,291	4,52,341	3,35,931
Mauritius and Dependencies	—	—	—	—	—	4,36,580	2,26,589	1,49,486	87,782	6,18,880
Seychelles	—	—	—	—	—	63,780	62,915	48,699	37,840	54,195
Commonwealth of Australia	—	—	—	—	—	33,106	14,277	20,340	15,300	25,226
New Zealand	—	—	—	—	—	16,182	16,340	440	12,702	9,399
Fiji Islands	—	—	—	—	—	9,895	3,788	28,450	21,462	33,102
Other British Possessions	—	—	—	—	—	7,490	8,370	4,072	13,788	18,676
TOTAL BRITISH EMPIRE	—	—	—	—	—	2,84,90,820	2,40,87,854	1,95,20,912	1,54,90,325	1,94,40,206

No. 11—continued

ARTICLES, AND COUNTRIES OF FINAL DESTINATION; ALSO SHARE OF EACH PROVINCE	QUANTITY					VALUE				
	1930-31	1931-32	1932-33	1933-34	1934-35	1930-31	1931-32	1932-33	1933-34	1934-35
Textiles—continued						R	R	R	R	R
Cotton—concluded										
MANUFACTURES—concluded										
Total value of Cotton manu- factures including Twist and Yarn—continued										
Union of Socialist Soviet Republics—										
Northern	—	—	—	—	—	40
Southern	—	—	—	—	—	33,900	22,525	12,875
Germany	—	—	—	—	—	47,759	457	10,265	20,028	20,597
Netherlands	—	—	—	—	—	2,305	..	300	15,231	..
France	—	—	—	—	—	22	3,200	8,359	11,882	37,520
Portugal	—	—	—	—	—	18,000
Italy (including Hume)	—	—	—	—	—	16,602	1,000	2,125	3,758	6,683
Bulgaria	—	—	—	—	—	71,178	1,02,942	1,09,184	1,08,558	56,075
Roumania	—	—	—	—	—	36,397
Greece (including Crete)	—	—	—	—	—	69,592	9,142	24,758	15,824	23,509
Turkey, European	—	—	—	—	—	1,47,456	33,300	32,761	30,136	62,131
Turkey, Asiatic	—	—	—	—	—	3,20,043	1,02,128	1,68,989	2,07,878	4,01,391
Syria	—	—	—	—	—	13,70,874	14,43,483	11,24,099	13,79,983	16,87,895
Maskat Territory and Tru- cial Oman	—	—	—	—	—	7,88,892	8,76,609	4,08,945	5,15,881	4,80,464
Other Native States in Arabia	—	—	—	—	—	12,11,135	10,62,572	9,31,410	6,87,569	5,64,640
Iraq	—	—	—	—	—	35,06,974	44,35,956	17,87,816	12,83,508	9,16,959
Afghanistan	—	—	—	—	—	8,544	30,480	2,700	1,100	..
Iran	—	—	—	—	—	69,85,117	86,50,850	38,92,342	41,78,260	21,13,782
Honjam Island	—	—	—	—	—	17,900	2,000	..	6,000	2,430
Sumatra	—	—	—	—	—	26,560	17,310	45,888	11,385	68,487
Java	—	—	—	—	—	12,71,907	12,76,040	10,00,789	3,02,475	1,08,598
Borneo (Dutch)	—	—	—	—	—	460	12,295	11,498
Siam	—	—	—	—	—	21,92,336	12,35,334	7,33,997	9,89,711	10,64,055
French Indo-China	—	—	—	—	—	2,400	9,000	20,400
Philippines	—	—	—	—	—	5,509	1,150	11,189	1,682	2,100
China (exclaves of Hong- kong and Macao)	—	—	—	—	—	26,462	46,959	45,254	29,797	2,145
Japan	—	—	—	—	—	675	42	..	6,328	4,080
Egypt	—	—	—	—	—	27,51,539	14,13,917	2,71,310	1,47,622	94,627
Tripoli (including Libya)	—	—	—	—	—	357	1,85,500	23,250	15,300	15,300
Canary Islands	—	—	—	—	—	2,950	3,850	5,578
French West Africa	—	—	—	—	—	..	1,920	400	..	5,784
Portuguese East Africa	—	—	—	—	—	17,48,052	14,51,086	12,74,802	6,93,464	7,28,286
Italian East Africa (Somali- land and Eritrea)	—	—	—	—	—	2,00,266	1,12,705	1,09,504	91,855	1,34,052
French Somaliland	—	—	—	—	—	7,01,087	14,77,541	12,01,815	9,07,958	5,97,743
United States of America—										
Vid Atlantic Coast	—	—	—	—	—	72,344	81,296	31,919	81,946	6,84,648
" Pacific "	—	—	—	—	—	19,292	6,923	5,687	1,300	96,047
Panama (including Panama Canal Zone)	—	—	—	—	—	600	3,975	6,800	976	..
Other Foreign Countries	—	—	—	—	—	10,577	6,425	4,029	9,541	7,368
TOTAL FOREIGN COUNTRIES	—	—	—	—	—	2,36,68,806	2,40,95,267	1,33,90,165	1,17,63,775	1,00,40,011
Share of Bengal	—	—	—	—	—	1,30,549	1,96,341	1,23,593	1,56,388	7,99,046
" Bombay	—	—	—	—	—	3,38,44,024	3,16,80,366	1,80,86,528	1,64,06,368	1,57,33,099
" Sind	—	—	—	—	—	2,00,074	2,31,569	1,59,368	1,72,646	1,24,356
" Madras	—	—	—	—	—	1,79,26,249	1,60,70,323	1,45,31,693	1,04,92,395	98,21,442
" Burma	—	—	—	—	—	2,930	4,027	9,297	25,303	1,774
TOTAL	—	—	—	—	—	5,21,54,426	4,91,83,121	3,29,11,077	2,72,63,109	2,64,80,217
Total value of Cotton, Race and Manufactures	—	—	—	—	—	51,94,18,942	28,60,02,060	23,99,05,735	20,70,41,954	37,64,14,150

GENERAL EXPORTS

(686)

INDIAN MERCHANDISE

No. 11—continued

ARTICLES, AND COUNTRIES OF FINAL DESTINATION; ALSO SHARE OF EACH PROVINCE	QUANTITY					VALUE				
	1930-31	1931-32	1932-33	1933-34	1934-35	1930-31	1931-32	1932-33	1933-34	1934-35
Textiles—continued						R	R	R	R	R
Flax—	Lbs.	Lbs.	Lbs.	Lbs.	Lbs.					
<i>Base (II. Q)</i>
MANUFACTURES (including TWIST AND YARN) (III. T) —										
Ceylon (excluding Maldives)	—	—	—	—	—	3,403	2,865	43	10,098	100
Other British possessions	—	—	—	—	—	1,664	3,142	2	1,118	..
TOTAL BRITISH EMPIRE	—	—	—	—	—	5,067	6,007	45	11,206	100
TOTAL FOREIGN COUNTRIES	—	—	—	—	—	8,935	1,182	1,410	..	80
Share of Bengal	—	—	—	—	—	3,480	3,330	45	5,989	100
" Bombay	—	—	—	—	—	5,749	3,004	379	10	..
" Sind	—	—	—	—	—	60	30	10
" Madras	—	—	—	—	—	4,848	825	1,030	5,207	80
" Burma	—	—	—	—	—	465
TOTAL	—	—	—	—	—	14,002	7,189	1,404	11,206	240
HABERDASHERY AND MILLINERY— Made-up Cotton goods, e.g., quilts, bed covers, counterpanes, etc. (III. T) (a)—										
United Kingdom (including Channel Islands).	—	—	—	—	—	—	—	—	5,278	6,824
Ceylon (excluding Maldives)	—	—	—	—	—	—	—	—	3,516	7,400
Other British Possessions	—	—	—	—	—	—	—	—	13,287	3,146
TOTAL BRITISH EMPIRE	—	—	—	—	—	—	—	—	22,056	17,370
United States of America— Via Atlantic Coast	—	—	—	—	—	—	—	—	95,864	38,006
" Pacific "	—	—	—	—	—	—	—	—	12,046	—
Other Foreign Countries	—	—	—	—	—	—	—	—	4,587	2,644
TOTAL FOREIGN COUNTRIES	—	—	—	—	—	—	—	—	1,12,497	40,650
Share of Bengal	—	—	—	—	—	—	—	—	595	271
" Bombay	—	—	—	—	—	—	—	—	1,16,762	54,947
" Sind	—	—	—	—	—	—	—	—	3,433	1,867
" Madras	—	—	—	—	—	—	—	—	13,713	800
" Burma	—	—	—	—	—	—	—	—	—	135
TOTAL	—	—	—	—	—	—	—	—	1,34,558	58,020
(Other sorts (III. T)(a)—										
United Kingdom (including Channel Islands).	—	—	—	—	—	—	—	—	27,731	43,171
Aden and Dependencies	—	—	—	—	—	—	—	—	49,385	58,176
Zanzibar and Pemba	—	—	—	—	—	—	—	—	6,150	0,064
Kenya Colony	—	—	—	—	—	—	—	—	2,228	7,342
Canada— Via Atlantic Coast	—	—	—	—	—	—	—	—	18,417	11,471
" Pacific "	—	—	—	—	—	—	—	—	460	..
Other British Possessions	—	—	—	—	—	—	—	—	6,530	29,855
TOTAL BRITISH EMPIRE	—	—	—	—	—	—	—	—	1,05,910	1,50,109
Muskat Territory and Trucial Oman.	—	—	—	—	—	—	—	—	4,718	13,331
Other Native States in Ara- bia.	—	—	—	—	—	—	—	—	7,212	1,540
Iraq	—	—	—	—	—	—	—	—	5,720	1,390
Portuguese East Africa	—	—	—	—	—	—	—	—	7,076	17,036
Italian East Africa (Somaliland and Eritrea).	—	—	—	—	—	—	—	—	8,900	7,700
French Somaliland	—	—	—	—	—	—	—	—	27,950	15,200
United States of America— Via Atlantic Coast	—	—	—	—	—	—	—	—	99,156	2,43,233
" Pacific "	—	—	—	—	—	—	—	—	—	202
Other Foreign Countries	—	—	—	—	—	—	—	—	5,225	6,203
TOTAL FOREIGN COUNTRIES	—	—	—	—	—	—	—	—	1,62,357	3,05,955

(a) Separately recorded from 1933-34.

No. 11—continued

ARTICLES, AND COUNTRIES OF FINAL DESTINATION; ALSO SHARE OF EACH PROVINCE	QUANTITY					VALUE				
	1930-31	1931-32	1932-33	1933-34	1934-35	1930-31	1931-32	1932-33	1933-34	1934-35
Textiles—continued						R	R	R	R	R
HABERDASHERY AND MILLINERY— contd.										
Other sorts (III. T)—contd. (a).										
Share of Bengal	—	—	—	—	—	—	—	—	1,195	1,303
„ Bombay	—	—	—	—	—	—	—	—	2,51,600	4,51,499
„ Sind	—	—	—	—	—	—	—	—	13,600	8,651
„ Madras	—	—	—	—	—	—	—	—	1,760	3,463
„ Burma	—	—	—	—	—	—	—	—	112	128
TOTAL	—	—	—	—	—	—	—	—	2,68,267	4,66,064
Haberdashery and Milli- nery (III. T)—										
United Kingdom (including Channel Islands)	—	—	—	—	—	1,06,616	35,068	41,545	83,004	49,006
Aden and Dependences	—	—	—	—	—	95,478	48,387	53,610	49,385	58,176
Ceylon (excluding Maldives)	—	—	—	—	—	10,924	11,808	6,205	4,808	11,703
Union of South Africa	—	—	—	—	—	1,374	1,695	52	1,100	4,559
Zanzibar and Pemba	—	—	—	—	—	19,830	17,570	5,897	7,800	9,064
Kenya Colony	—	—	—	—	—	16,279	14,097	15,666	3,732	7,507
Tanganyika Territory	—	—	—	—	—	5,785	1,416	3,483	5,966	6,193
Canada— Vid Atlantic Coast	—	—	—	—	—	4,890	4,102	7,562	16,817	11,471
„ Pacific „	—	—	—	—	—	8,050	..	624	510	..
Other British Possessions	—	—	—	—	—	18,744	14,152	17,083	4,754	17,740
TOTAL BRITISH EMPIRE	—	—	—	—	—	2,36,815	1,48,374	1,52,847	1,27,968	1,76,470
Maskat Territory and Trucial Oman	—	—	—	—	—	1,440	2,640	2,720	4,718	13,331
Other Native States in Arabia	—	—	—	—	—	8,908	5,550	5,760	7,312	1,833
Iraq	—	—	—	—	—	1,300	5,195	5,082	6,395	1,585
Iran	—	—	—	—	—	9,256	391	783	2,980	1,025
Siam	—	—	—	—	—	76,120	14,126	25	..	30
Portuguese East Africa	—	—	—	—	—	24,969	14,954	17,501	8,571	18,752
Italian East Africa (Somal- land and Eritrea)	—	—	—	—	—	6,775	6,075	14,120	9,700	7,740
French Somaliland	—	—	—	—	—	9,350	46,066	23,500	27,350	15,200
United States of America— Vid Atlantic Coast	—	—	—	—	—	1,54,002	60,430	1,07,280	1,02,020	2,81,230
„ Pacific „	—	—	—	—	—	5,720	880	27	12,046	262
Other Foreign Countries	—	—	—	—	—	15,533	11,320	7,825	3,562	5,008
TOTAL FOREIGN COUNTRIES	—	—	—	—	—	3,48,379	1,67,536	2,74,373	2,74,854	3,46,605
Share of Bengal	—	—	—	—	—	6,498	1,520	2,599	1,790	1,574
„ Bombay	—	—	—	—	—	5,07,627	2,76,772	3,98,312	3,63,362	5,06,446
„ Sind	—	—	—	—	—	87,396	21,067	11,237	17,083	10,513
„ Madras	—	—	—	—	—	23,415	15,373	13,573	15,473	4,233
„ Burma	—	—	—	—	—	2,256	1,188	676	112	263
TOTAL	—	—	—	—	—	6,30,194	2,15,010	4,27,220	4,02,820	5,23,084
Hemp (chiefly sann)— Raw (II. Q)—										
United Kingdom (including Channel Islands)	Cwts.	Cwts.	Cwts.	Cwts.	Cwts.	83,449	32,305	70,920	85,081	113,108
4,71,052	3,56,500	9,46,000	8,28,620	10,60,560	368	
5,150	867	116	146	155	177	
5,103	1,560	2,096	2,127	2,622	68	330	
..	835	5,130	76	173	194	332	270	
1,500	2,388	3,026	2,740	2,311	38,832	32,594	80,628	85,631	113,903	
4,77,745	3,60,448	9,56,171	8,34,322	10,70,623						

(a) Separately recorded from 1933-34.

GENERAL EXPORTS

(688)

INDIAN MERCHANDISE

No. 11—continued

ARTICLES, AND COUNTRIES OF FINAL DESTINATION; ALSO SHARE OF EACH PROVINCE	QUANTITY					VALUE				
	1930-31	1931-32	1932-33	1933-34	1934-35	1930-31	1931-32	1932-33	1933-34	1934-35
Textiles—continued										
Hemp (chiefly sunn)—continued						R	R	R	R	R
Raw (H. Q)—continued	Cwts.	Cwts.	Cwts.	Cwts.	Cwts.					
U. S. S. R.—										
Northern	906	277	391	682	1,073	13,750	3,060	5,400	9,050	14,025
Estonia	143	..	243	3,633	..	2,000	..	2,860	52,372
Sweden	5,026	5,700	5,852	6,613	11,548	63,580	68,590	75,780	57,340	1,03,282
Norway	812	105	207	878	680	10,000	1,200	3,630	9,575	4,675
Denmark	10,421	7,924	12,324	9,014	12,506	1,31,661	94,438	1,35,820	80,264	1,18,057
Germany	19,961	14,755	56,486	66,662	48,923	2,89,980	1,70,172	6,08,035	6,02,673	4,08,562
Netherlands	146	1,918	1,414	2,700	10,075	9,900
Belgium	151,030	116,616	41,699	110,645	118,415	19,70,269	11,88,740	5,04,074	11,21,888	10,89,375
France	21,956	3,094	9,522	20,029	12,142	2,91,764	37,700	1,04,108	1,74,442	95,414
Spain	2,571	474	754	89	2,137	44,470	6,200	8,750	750	15,065
Portugal	4,569	3,394	6,041	4,678	7,546	72,616	50,252	83,302	58,808	1,05,670
Italy (including Finme)	5,454	8,431	25,070	29,941	54,302	90,529	92,920	3,02,740	2,44,687	4,24,582
Bulgaria	1,718	26,860
Greece (including Crete)	21,210	13,982	31,424	35,815	35,670	2,75,861	1,51,006	3,37,109	2,83,620	2,68,159
Mandst Territory and Trucial Oman	2,390	2,790	2,212	1,547	652	46,339	35,323	23,326	18,418	7,687
Other Native States in Arabia	702	903	1,108	654	886	10,175	13,450	11,193	7,375	12,718
Iran	351	34	128	..	120	7,685	345	2,560	..	1,936
United States of America—										
Pd Atlantic Coast	9,042	13,359	6,535	12,319	10,664	97,030	1,16,430	44,344	1,02,120	92,927
" Pacific "	214	2,100
Other Foreign Countries	150	16	352	566	709	1,530	150	5,360	4,350	7,775
TOTAL FOREIGN COUNTRIES	259,269	191,400	200,251	302,202	323,138	34,52,599	23,29,124	22,60,087	27,74,884	28,32,181
Share of Bengal	285,325	153,111	201,650	297,638	343,480	29,05,315	19,21,696	22,69,267	24,07,363	25,30,545
" Bombay	62,544	62,495	76,536	36,462	90,432	9,55,697	7,34,032	9,19,470	11,66,568	12,35,436
" Sind	75	1,209
" Madras	5,282	3,313	2,693	3,833	3,139	69,332	32,694	27,531	34,775	36,825
" Burma
TOTAL	293,151	223,994	280,870	3,87,923	487,041	39,30,344	26,89,572	32,16,258	36,08,706	39,02,804
Manufactures (excluding cordage) (H. T)—										
TOTAL BRITISH EMPIRE	—	—	—	—	—	4,351	1,577	1,038	1,187	1,196
TOTAL FOREIGN COUNTRIES	—	—	—	—	—	295	4,375
Share of Bengal	—	—	—	—	—	80	225	..	120	4,450
" Bombay	60	..	13	..
" Sind	818	..
" Madras	4,181	717	1,038	236	1,121
" Burma	405	575
TOTAL	—	—	—	—	—	4,646	1,577	1,038	1,187	5,571
Total value of Hemp, Raw and Manufactures	—	—	—	—	—	39,84,990	26,01,149	32,17,296	36,00,893	39,08,375
Jute—										
Raw (H. N)—	Tons	Tons	Tons	Tons	Tons					
United Kingdom (including Channel Islands)	107,909	154,417	129,522	1,77,193	166,377	2,23,36,899	3,11,09,490	2,24,10,997	2,55,21,088	2,34,47,197
Hongkong	740	2,305	3,444	3,454	3,899	1,65,980	4,00,410	5,54,295	4,53,638	5,69,401
Canada via Atlantic Coast	221	22,750
Commonwealth of Australia	484	1,146	1,442	840	1,270	1,19,981	2,28,319	2,83,749	1,46,345	2,24,245
New Zealand	26	40	29	7	14	8,745	8,945	5,020	1,095	2,484
Other British Possessions	2	4	9	1,512	440	136	..	1,044
TOTAL BRITISH EMPIRE	109,161	157,972	184,437	1,81,494	1,71,793	2,26,83,117	3,17,47,610	2,32,03,787	2,61,22,166	2,42,57,121

No. 11—continued

ARTICLES, AND COUNTRIES OF FINAL DESTINATION; ALSO SHARE OF EACH PROVINCE	QUANTITY					VALUE				
	1930-31	1931-32	1932-33	1933-34	1934-35	1930-31	1931-32	1932-33	1933-34	1934-35
Textiles—continued										
Jute—continued										
Raw (H. N.)—contd.										
Union of Soviet Republics—										
Northern	..	530	90,402
Southern	1,461	2,481	112	399	3,504	2,61,580	4,20,021	19,370	53,502	4,88,082
Pacific Ports (in Asia)	354	1,18,980
Finland	45	7,440
Sweden	369	091	3,180	5,436	0,480	75,715	1,28,391	5,47,784	8,28,784	9,85,306
Norway	624	400	1,091	990	1,325	1,32,005	99,880	1,70,480	1,41,518	1,84,532
Denmark	49	511	488	917	049	15,500	61,470	68,730	1,06,671	1,18,230
Poland (including Danzig)	..	45	1,292	1,705	2,832	..	0,300	2,23,050	2,54,199	4,09,289
Germany	168,976	130,353	121,710	1,65,411	132,003	3,50,45,783	2,43,08,709	2,11,70,530	2,42,04,644	1,93,51,458
Netherlands	19,455	12,073	21,074	32,616	21,407	40,33,979	21,06,484	37,84,127	47,58,513	30,30,242
Belgium	47,915	45,469	40,078	55,985	59,797	99,32,878	84,13,007	70,71,726	83,11,857	81,75,392
France	59,268	51,809	68,914	83,066	83,058	1,84,65,451	99,34,143	1,15,57,201	1,24,02,522	1,21,75,249
Spain	33,020	35,021	42,311	35,625	42,005	69,24,516	63,81,082	71,84,514	50,77,905	60,08,367
Portugal (including Azores and Madelra)	803	2,778	2,735	1,027	4,630	2,01,407	5,57,043	4,14,340	1,17,448	6,73,309
Italy (including Fiume)	42,213	41,125	37,465	65,076	87,002	92,29,189	86,14,553	68,03,697	95,61,450	1,27,14,368
Austria	630	1,02,372
Czecho-Slovakia	89	353	13,000	56,000
Hungary	1,024	1,55,260
Roumania	..	10	826	2,116	1,635	..	2,240	1,30,771	3,05,841	2,41,617
Greece (including Crete)	1,219	1,402	1,595	1,705	1,893	2,67,578	2,83,901	2,67,800	3,76,099	3,94,562
Formosa	265	715	807	315	448	39,490	1,23,550	49,200	42,050	67,500
Java	..	178	43	29,880
China (excluding of Hong- kong and Macao)	7,040	6,621	6,787	7,083	8,236	12,90,707	12,03,582	9,97,575	9,81,442	11,18,203
Japan	6,140	9,919	14,492	17,345	23,303	11,67,607	17,46,784	22,73,474	23,58,484	31,82,798
Egypt	15,047	8,344	5,401	8,499	8,206	31,19,281	14,71,194	8,76,709	12,18,010	12,25,190
Madagascar	275	32,059
United States of America— Fid Atlantic Coast	51,223	47,207	33,564	40,052	40,324	99,64,974	87,22,339	64,30,63	72,50,509	72,19,988
" Pacific "	1,837	1,903	2,385	1,740	2,231	4,83,349	4,00,393	4,89,330	2,94,090	3,89,925
Cuba	620	143	54	80	345	1,50,401	23,730	12,000	10,500	43,054
Mexico	1,472	586	134	235	617	3,57,000	92,963	25,760	46,601	88,470
Dutch Guiana	..	54	12,000
Brazil	15,998	15,960	13,287	10,933	17,791	37,80,002	30,79,837	25,42,299	32,37,341	32,54,192
Uruguay	668	540	703	621	610	1,09,875	84,492	1,03,935	71,111	72,986
Argentine Republic (includ- ing the Atlantic Coast of Patagonia)	5,352	6,957	7,141	8,511	9,049	10,11,697	11,06,323	10,21,110	10,73,745	12,27,779
Chile (including the Pacific Coast of Patagonia)	10	440	2,630	1,064	71,130	2,37,097
Other Foreign Countries	..	1	..	9	..	18	550	..	1,440	..
TOTAL "FOR ORDERS" CARGOES(a)	—	—	—	—	5,327	—	—	—	—	7,30,859
TOTAL FOREIGN COUNTRIES	510,544	428,646	423,626	566,674	5,80,681	10,62,13,577	8,01,38,013	7,40,89,582	8,32,04,841	8,44,53,795
Share of Bengal	618,100	584,653	551,609	744,163	761,575	12,85,47,644	11,15,18,637	9,70,81,810	10,86,95,796	10,85,75,217
" Bombay	2	27	1,000	550
" Madras	1,603	1,338	1,454	4,095	899	2,97,787	3,51,271	2,21,449	6,30,841	1,35,687
" Burma	263	115	119	..	1?
TOTAL	619,705	586,618	563,063	749,168	752,474	12,88,46,694	11,18,80,623	9,73,03,809	10,93,26,707	10,87,10,916
Wool and Yarn (III. Q)— United Kingdom (including Channel Islands)	Lbs.	Lbs.	Lbs.	Lbs.	Lbs.					
Straits Settlements	62,037	49,951	24,564	23,520	20,335	12,790	7,649	4,648	3,255	2,403
Hongkong	60,052	81,304	72,760	91,504	85,120	10,939	4,515	8,245	9,587	8,547
Union of South Africa	..	385,601	1,792	3,850	44,327	..	43,766	448	582	5,104
Nigeria (including British Mandated Territory of Cameroons)	194,909	213,172	215,536	225,474	184,594	38,054	32,991	30,129	33,899	24,359
Gold Coast (including British Mandated Territory of Togoland)	67,200	9,937
Commonwealth of Australia	61,212	51,988	123,766	6,624
Other British Possessions	7,728	12,300	14,699	2,115	..	9,058	7,858	15,514
TOTAL BRITISH EMPIRE	12,480	2,480	7,889	12,300	14,699	5,169	1,849	1,418	1,766	1,681
TOTAL BRITISH EMPIRE	337,254	637,407	383,753	408,636	584,841	69,066	90,171	58,900	56,697	74,169

(a) Specified separately from 1934-35 and subject to subsequent adjustment.

GENERAL EXPORTS

(690)

INDIAN MERCHANDISE

No. 11—continued

ARTICLES, AND COUNTRIES OF FINAL DESTINATION; ALSO SHARE OF EACH PROVINCE	QUANTITY					VALUE				
	1930-31	1931-32	1932-33	1933-34	1934-35	1930-31	1931-32	1932-33	1933-34	1934-35
Textiles—continued										
Jute—continued										
<i>Twist and Yarn (III. Q)— contd.</i>	Lbs.	Lbs.	Lbs.	Lbs.	Lbs.	R	R	R	R	R
Java	67,110	12,277
Japan	162,240	125,000	..	18,002	15,024
Portuguese East Africa	177,700	206,676	250,502	252,040	324,757	30,901	35,164	32,046	30,075	35,435
Brazil	112,000	67,200	15,662	8,440	..
Paraguay	44,800	13,440	72,400	4,304	1,500	6,387
Uruguay	188,300	231,840	267,620	140,800	171,100	32,992	29,554	28,687	14,138	40,801
Argentine Republic (including the Atlantic Coast of Patagonia)	6,371,874	7,246,608	7,322,043	3,698,000	3,760,085	10,35,816	9,48,359	7,51,781	3,57,249	3,10,504
Chile (including the Pacific Coast of Patagonia)	152,320	70,784	24,960	9,428
Peru	43,152	31,528	13,996	138,148	196,500	9,020	4,089	2,203	12,908	23,153
Other Foreign Countries	28,918	7,325	89,879	49,662	..	3,935	1,220	10,960	7,588
TOTAL FOREIGN COUNTRIES	7,008,466	8,031,594	8,027,236	4,409,467	4,699,063	11,45,065	10,45,021	8,37,308	4,35,313	4,80,232
Share of Bengal	7,340,710	8,666,577	8,411,039	4,818,103	5,284,774	12,16,031	11,33,298	8,91,269	4,91,710	5,13,451
„ Bombay	2,424	1,560
TOTAL	7,340,710	8,669,001	8,411,039	4,818,103	5,284,774	12,15,031	11,35,192	8,91,269	4,91,710	5,13,451
MANUFACTURES—										
Caneas (III. Q)— Commonwealth of Australia										
Other British Possessions	886	40	12,320	5,100	12,960	1,666	50	5,025	1,644	3,740
TOTAL BRITISH EMPIRE	886	40	12,320	10,190	41,220	1,666	50	5,025	2,644	11,168
Argentine Republic (including the Atlantic Coast of Patagonia)										
Other Foreign Countries	208	700	11,148	4,873	3,236	937	350	3,253	2,550	2,463
TOTAL FOREIGN COUNTRIES	208	700	11,148	4,873	3,236	937	350	16,764	2,550	2,463
Share of Bengal	404	40	60,608	9,551	41,440	1,516	50	16,329	2,332	11,234
„ Bombay	640	..	11,710	1,351	2,616	1,087	..	4,530	334	1,897
„ Sind	700	1,100	4,116	350	850	2,006	..
„ Madras	80	45	400	20	23	500
TOTAL	1,044	740	73,438	15,003	44,456	2,603	400	20,779	5,194	13,031
Basking gunny bags (III. Q)—										
United Kingdom (including Channel Islands)	19,180,876	18,986,039	19,959,732	18,071,842	15,518,520	67,04,067	56,12,433	55,31,170	46,26,969	39,80,898
Irish Free State*	—	—	—	80,000	22,800	—	—	—	4,900	6,026
Cyprus	67,000	233,700	192,200	199,297	306,726	13,080	58,451	35,253	39,147	70,242
Palestine	19,000	237,100	79,000	88,200	139,900	13,960	70,968	19,200	20,759	32,287
Aden and Dependencies	119,000	345,769	106,012	124,500	127,605	40,675	97,031	48,943	30,471	30,069
Bahrain Islands	9,800	2,700	10,700	7,578	7,350	3,463	765	5,669	1,930	1,906
Ceylon (excluding Maldives)	1,519,211	1,626,983	328,360	878,880	1,088,589	4,41,720	4,07,945	68,816	2,03,512	2,47,711
Straits Settlements	11,501,448	13,666,980	14,754,200	14,063,710	4,516,800	41,17,097	46,61,485	38,01,865	35,46,467	12,40,808
Federated Malay States	1,500	..	20,000	8,000	17,000	1,060	..	3,100	1,709	6,112
British Borneo	15,200	18,500	17,600	3,800	5,110	4,350
Hongkong	17,702,000	26,693,100	24,310,100	18,078,900	10,828,400	54,01,412	74,33,489	62,90,318	41,84,037	26,48,571
Gambia	7,400	18,000	18,500	304,500	200,250	3,224	5,536	6,399	76,774	56,420
Gold Coast (including British Mandated Territory of Togoland)	1,609,200	1,729,400	2,477,450	3,243,350	3,103,819	6,19,658	4,95,473	6,92,565	8,80,692	7,69,485
Sierra Leone	62,100	26,700	126,000	656,700	1,263,600	17,960	7,159	30,555	1,54,978	3,01,747
Nigeria (including British Mandated Territory of Cameroon)	1,884,900	2,380,900	3,304,800	4,616,150	6,925,700	6,27,865	5,79,036	8,10,506	11,33,346	10,79,804
Protectorate of South- West Africa	21,600	7,887
Union of South Africa	18,935,579	10,909,247	17,178,954	19,956,150	21,616,600	78,51,841	59,35,341	56,17,856	43,76,453	62,71,677
Zanzibar and Pemba	440,950	318,350	282,650	240,000	178,000	1,48,437	94,000	80,172	60,262	44,496

* Shown separately from 1933-34.

No. 11—continued

ARTICLES, AND COUNTRIES OF FINAL DESTINATION; ALSO SHARE OF EACH PROVINCE	QUANTITY					VALUE				
	1930-31	1931-32	1932-33	1933-34	1934-35	1930-31	1931-32	1932-33	1933-34	1934-35
Textiles—continued						R	R	R	R	R
Jute—continued										
MANUFACTURES—continued										
<i>Sacking gunny bags (H. Q)—continued</i>	No.	No.	No.	No.	No.					
Kenya Colony	5,114,179	3,134,048	5,646,223	4,874,850	4,260,903	17,16,719	9,37,839	15,21,160	11,58,606	10,70,631
Tanganyika Territory	602,460	337,400	430,900	781,400	1,030,000	1,79,192	84,338	95,524	1,61,787	2,29,636
Anglo-Egyptian Sudan	1,330,800	1,347,560	1,830,800	2,608,250	3,236,250	5,57,521	4,43,421	5,42,500	7,94,205	9,38,452
Mauritius and Dependencies	3,838,812	2,619,183	2,514,024	3,225,900	3,850,400	12,97,587	7,57,555	6,40,500	8,06,864	9,47,819
Seychelles	41,700	29,600	40,650	52,500	30,700	16,360	8,459	14,580	18,278	9,305
Canada— <i>Via Atlantic Coast</i>	64,900	62,800	22,859	54,900	..	18,019	18,225	5,716	14,116
<i>" Pacific "</i>	205,200	160,000	284,000	2,000	38,900	60,400	48,900	75,732	500	9,485
British West India Islands (excluding Bahamas)	2,937,149	3,291,954	3,444,537	4,582,800	3,366,990	11,93,857	11,25,314	11,08,251	12,65,907	9,08,345
British Honduras	8,000	11,200	20,000	87,200	78,600	3,120	3,356	6,800	25,514	20,771
British Guiana	1,390,300	1,464,000	1,833,800	2,075,396	1,541,400	4,58,575	4,08,375	5,81,075	4,79,300	3,59,775
Commonwealth of Australia	80,155,158	93,171,008	91,908,653	70,927,768	47,835,894	3,03,05,144	2,04,20,585	2,77,98,516	1,95,42,307	1,42,94,870
Territory of Papua	354,000	621,500	1,046,550	808,900	1,000,000	1,12,198	1,83,370	3,02,568	2,14,559	2,30,238
New Zealand	10,168,550	5,414,825	5,120,709	7,501,550	8,461,600	41,03,812	19,57,740	22,24,175	26,15,769	27,59,110
Fiji Islands	9,000	198,000	289,500	269,000	300,900	2,850	55,470	70,257	69,841	72,280
Other British Possessions	4,800	20,500	15,000	..	400	1,620	5,842	5,919	..	100
TOTAL BRITISH EMPIRE	179,256,362	166,989,804	166,803,204	172,677,232	141,077,516	6,00,25,111	5,19,29,365	5,81,49,308	4,04,96,463	3,92,52,663
Union of Socialist Soviet Republic—										
Southern	28,850	48,400	244,800	903,500	1,310,000	13,576	15,038	50,472	2,05,872	3,13,200
Pacific Ports (in Asia)	2,965,200	10,733,600	5,904,100	8,10,700	29,96,380	15,23,666
Sweden	30,000	7,200
Norway	536,160	..	5,000	176,000	202,000	1,89,235	..	3,000	32,450	62,044
Denmark	985,200	377,800	74,900	145,200	..	2,93,395	66,150	21,380	38,942	..
Germany	1,756,691	1,422,800	2,623,148	1,507,600	903,800	6,46,914	4,51,215	8,17,771	4,15,318	2,19,952
Netherlands	1,997,700	788,800	1,153,800	1,565,200	1,102,900	5,56,620	2,01,519	2,80,004	3,51,064	2,53,311
Belgium	11,965,547	6,641,200	6,709,700	9,118,400	8,871,800	28,39,903	14,50,698	14,50,528	19,77,601	16,12,396
France	1,003,500	748,786	685,102	679,175	650,000	3,10,687	1,85,999	1,83,532	1,65,806	1,72,708
Spain	50,400	8,694
Italy (including Fiume)	195,000	180,000	110,000	134,000	..	27,612	38,150	19,350	24,175	..
Bulgaria	16,100	69,400	43,800	54,000	10,000	6,023	17,895	12,541	13,190	2,700
Roumania	381,446	457,900	465,800	630,086	404,300	1,37,059	1,33,386	1,32,288	1,60,469	1,16,579
Greece (including Crete)	2,988,650	3,424,900	1,141,200	1,070,930	2,655,015	11,17,402	11,11,913	2,08,648	8,57,336	5,85,105
Turkey, European	688,950	956,307	2,126,693	2,617,770	1,040,750	2,19,434	2,98,525	7,53,909	7,94,581	3,30,941
Turkey, Asiatic	1,385,362	1,729,437	3,511,016	3,865,517	1,549,184	5,99,531	5,63,266	11,62,795	10,91,638	4,24,129
Syria	68,700	261,300	46,090	55,760	71,400	28,202	84,760	15,792	16,390	19,323
Mascat Territory and Trucial Oman	51,110	151,250	157,675	119,945	139,950	18,492	45,705	39,165	30,475	36,018
Iraq	1,305,630	1,214,544	856,864	1,091,537	935,700	5,86,690	4,75,214	2,55,337	2,92,228	2,58,435
Iran	128,900	329,497	227,540	393,100	107,450	50,438	1,14,398	68,035	90,831	51,835
Sumatra	579,800	483,800	799,000	617,900	794,800	1,86,685	1,12,413	2,06,385	1,47,928	1,98,042
Java	41,374,730	29,244,250	13,402,793	12,030,450	9,049,450	1,58,61,018	94,98,778	40,84,112	33,65,708	25,67,932
Borneo (Dutch)	155,200	53,500	338,000	502,800	325,600	51,072	17,475	88,235	1,15,266	76,071
Celebes and other I. lands	2,000,000	1,052,900	1,272,400	2,602,900	2,604,400	6,17,282	2,91,608	3,61,613	6,28,347	5,78,390
Siam	3,993,100	6,027,200	11,515,300	12,670,800	42,228,400	14,17,400	18,21,246	30,94,656	30,45,619	97,65,084
French Indo-China	5,271,800	4,671,700	5,545,217	7,402,100	11,823,300	16,89,053	12,84,756	22,38,407	16,79,592	20,93,164
Philippines	125,800	65,000	212,000	71,200	242,800	28,790	18,882	38,400	17,177	46,352
Formosa	3,255,600	3,389,000	2,701,200	1,330,000	3,155,200	11,12,524	10,16,264	7,44,712	3,52,955	7,45,862
China (exclusive of Hong- kong and Macao)	1,234,400	1,714,100	496,000	606,500	1,168,200	4,30,405	4,92,524	1,05,550	1,31,158	2,73,776
Japan	5,085,000	4,269,000	9,026,200	5,799,100	17,112,200	10,64,100	11,98,338	22,99,814	18,00,231	40,05,942
Egypt	8,589,550	8,135,015	6,183,500	9,353,500	10,516,100	31,78,649	25,09,792	18,54,467	26,46,040	28,28,384

GENERAL EXPORTS

(692)

INDIAN MERCHANDISE

No. 11—continued

ARTICLES, AND COUNTRIES OF FINAL DESTINATION; ALSO SHARE OF EACH PROVINCE	QUANTITY					VALUE				
	1930-31	1931-32	1932-33	1933-34	1934-35	1930-31	1931-32	1932-33	1933-34	1934-35
Textiles—continued										
Jute—continued										
MANUFACTURES—continued										
<i>Sacking gunny bags (III. Q.)—concluded</i>	No.	No.	No.	No.	No.					
Tripoli (Libya)	7,200	38,000	2,788	11,100
Tunis	169,380	17,600	2,000	50,692	5,627	550
Morocco (a)	437,600	514,700	436,000	—	—	1,20,719	1,25,847	1,13,700	—	—
Morocco, Tangier (b)	—	—	—	357,300	470,088	—	—	—	80,780	1,22,292
Morocco, Spanish (b)	—	—	—	261,000	61,000	—	—	—	67,229	14,795
Spanish West Africa	..	81,900	3,000	24,147	802
French West Africa (in- cluding French Man- dated Territories of Togoland and Cam- eroons)	314,600	695,200	473,550	946,050	2,190,850	1,11,337	1,02,479	1,27,436	2,39,602	5,44,160
Portuguese West Africa	1,253,850	1,098,973	1,070,700	1,587,324	2,457,450	4,45,657	3,63,907	4,79,861	4,06,040	6,20,097
Portuguese East Africa	10,361,915	10,305,892	9,442,899	9,128,601	10,914,901	84,62,172	80,79,950	28,54,960	22,82,598	27,76,945
Madagascar and Kerguelon	1,336,300	1,035,900	1,316,649	1,997,021	891,300	3,92,789	2,56,049	3,05,458	4,46,634	1,93,783
Reunion	166,400	50,000	57,743	12,500
Italian East Africa (Somal- land and Britia)	155,000	148,200	182,000	311,400	232,700	47,793	37,278	48,129	73,656	62,047
French Somaliland	207,000	200,200	393,200	333,200	260,600	60,749	46,289	93,788	67,294	63,921
Belgian Congo (including Ruanda Urundi)	..	50,000	17,999
United States of America— Via Atlantic Coast	1,188,700	653,900	270,000	620,000	209,800	2,54,930	1,86,340	76,560	1,04,767	65,808
„ „ Pacific	547,600	362,900	313,200	336,234	580,500	1,82,982	90,294	81,197	74,879	1,28,200
Cuba	24,299,452	15,463,500	12,804,400	13,122,218	19,310,400	1,00,56,817	62,49,053	44,19,448	38,10,839	57,11,428
Haiti and St. Domingo	1,863,700	1,774,700	1,001,400	2,440,600	2,101,000	6,63,496	5,40,640	6,44,693	6,51,736	6,04,003
Porto Rico	5,946,800	6,062,000	4,224,200	3,301,600	5,795,600	20,86,197	18,24,433	14,65,030	8,91,419	15,13,547
French West Indies (Guadeloupe Martinique)	11,100	..	20,400	3,145	..	5,356
Mexico	120,500	30,000	50,300	60,000	96,300	44,579	7,540	15,692	14,775	23,880
Guatemala	46,650	150,230	78,077	42,800	95,899	14,064	45,037	10,062	10,131	23,192
Honduras (Not British)	20,000	3,000	10,000	817
San Salvador	129,800	170,300	108,400	3,000	3,000	52,004	52,081	35,126	840	810
Nicaragua	193,648	275,425	159,155	322,494	418,228	72,093	80,070	45,200	82,006	1,04,305
Costa Rica	136,000	168,950	260,950	351,700	160,300	43,464	46,614	70,428	65,670	38,078
Colombia	110,500	2,000	260,000	101,095	171,950	36,825	569	56,860	30,231	41,473
Panama (including Panama Canal Zone)	48,000	88,000	120,000	133,000	132,000	18,140	50,086	43,410	37,804	39,000
Venezuela	10,000	50,000	90,800	3,600	13,000	25,050
Dutch Guiana	90,600	203,100	170,300	84,800	144,900	26,527	54,654	43,176	19,142	35,647
Paraguay	395,000	850,000	715,000	62,866	55,176	1,14,878
Uruguay	40,000	6,225	..
Argentine Republic (includ- ing the Atlantic Coast of Patagonia)	1,229,000	2,837,021	3,305,950	2,253,400	2,864,800	4,58,344	9,60,237	11,13,227	6,64,105	8,84,489
Chile (including the Pacific Coast of Patagonia)	17,436,873	1,957,760	4,127,000	11,971,249	3,433,268	42,32,883	4,56,603	10,63,262	24,54,319	7,60,147
Peru	5,836,212	4,563,200	5,898,802	6,624,603	7,488,000	18,51,179	13,19,965	17,61,057	16,59,056	18,80,807
Ecuador	32,100	94,000	..	9,000	18,000	11,002	14,412	..	2,398	3,195
Bolivia	65,000	5,000	45,000	87,500	68,221	13,577	1,150	7,410	13,695	13,050
Hawaii	20,200	150	150	..	83,000	8,337	216	178	..	14,040
Other Islands in the Pacific	10,200	38,350	10,500	51,534	461,256	2,953	11,603	3,216	12,068	1,09,499
Other Foreign Countries	13,208	13,932	81,632	22,130	6,800	4,990	4,273	38,906	5,943	1,562
TOTAL FOREIGN COUNTRIES	173,883,193	137,608,969	129,401,251	135,668,868	181,701,640	5,96,52,316	4,16,55,132	3,71,10,252	3,38,42,307	4,47,92,531
Share of Bengal	352,476,351	303,921,329	326,492,429	307,801,465	322,136,679	12,53,83,356	9,33,10,324	9,50,13,693	8,01,69,190	8,38,27,552
„ <i>Dombay</i>	587,165	513,468	511,464	332,868	452,373	2,66,738	2,35,790	1,96,061	1,37,719	1,70,133
„ <i>Sind</i>	64,715	163,047	179,050	156,011	182,400	84,028	46,263	46,662	40,738	46,133
„ <i>Madras</i>	9,124	9,129	19,462	2,396	4,594	2,699	1,490	2,829	641	577
„ <i>Burma</i>	1,600	1,800	2,050	3,365	3,300	580	640	325	432	759
TOTAL (No. = Tons)	353,139,555 = 378,626	304,608,773 = 339,276	326,204,455 = 359,285	308,346,096 = 339,379	322,779,156 = 350,156	12,56,77,427	9,35,84,497	9,52,59,560	8,03,38,770	8,40,45,194

(a) Discontinued from 1933-34.
(b) Separately specified from 1933-34.

No. 11—continued

ARTICLES, AND COUNTRIES OF FINAL DESTINATION; ALSO SHARE OF EACH PROVINCE	QUANTITY					VALUE				
	1930-31	1931-32	1932-33	1933-34	1934-35	1930-31	1931-32	1932-33	1933-34	1934-35
	No.	No.	No.	No.	No.	R	R	R	R	R
Textiles—continued										
Jute—continued										
MANUFACTURES—continued										
Hessian gunny bags (III. Q)—										
United Kingdom (including Channel Islands)	20,893,990	28,515,700	25,511,097	27,001,550	32,454,000	58,94,545	57,60,627	51,97,647	51,93,078	63,15,455
Irish Free States (a)	—	—	—	195,000	1,995,000	—	—	—	35,500	3,20,466
Palestine	..	75,000	45,000	5,000	10,000	..	14,713	7,624	1,494	1,625
Ceylon (excluding Maldives)	4,000	26,250	16,000	960	8,806	1,250
Hongkong	920,000	..	611,000	1,310,000	44,000	2,71,271	..	1,34,700	2,00,124	7,440
Union of South Africa	1,060,500	1,304,400	917,500	1,456,000	2,352,100	1,88,483	2,15,397	96,282	2,10,427	2,81,557
Kenya Colony	10,000	20,000	30,000	45,300	77,000	2,000	3,550	3,725	4,813	7,780
Anglo-Egyptian Sudan	418,850	120,000	443,300	338,000	512,300	1,32,737	69,912	2,26,519	1,77,380	2,02,110
Canada—										
Via Atlantic Coast	..	2,500	200,000	208,000	50,000	..	325	26,800	37,480	10,500
" Pacific "	677,000	250,000	1,135,000	671,000	1,326,000	1,21,942	42,062	1,84,277	1,11,401	2,38,603
British West India Islands (excluding Bahamas)	11,000	5,200	50,000	1,780	1,090	6,031
Commonwealth of Australia	8,148,900	4,373,000	7,616,414	7,932,000	8,788,000	22,15,652	11,49,174	17,60,704	17,71,350	19,94,608
New Zealand	1,423,800	723,000	1,125,600	1,271,600	1,727,400	3,44,745	1,21,244	2,04,547	2,26,300	3,11,411
Other British Possessions	2,520	5,150	18,000	15,000	60,000	290	1,275	2,815	2,609	9,490
TOTAL BRITISH EMPIRE	33,570,560	35,920,290	38,068,911	40,446,450	49,445,800	87,24,395	73,88,835	78,47,120	79,86,037	97,67,166
Union of Socialist Soviet Republic—										
Southern	230,000	54,050	..
Pacific Ports (in Asia)	..	72,000	22,140
Sweden	29,000	65,000	75,000	30,000	60,000	27,215	13,450	15,050	6,100	12,797
Norway	1,342,300	1,895,500	748,500	628,500	340,500	3,91,579	4,35,155	1,67,941	1,50,170	81,894
Germany	20,000	290,000	140,000	46,000	5,000	5,500	38,875	15,950	6,425	1,350
Netherlands	772,500	602,000	801,500	10,000	40,000	2,06,712	80,421	44,140	1,856	5,400
Belgium	10,000	80,000	..	5,000	..	1,600	11,050	..	1,162	..
France	72,000	14,175
Austria	50,000	7,000
Bulgaria	50,000	221,000	148,000	50,000	10,000	9,525	41,736	27,165	9,074	1,800
Roumania	90,000	140,500	63,000	79,000	50,000	18,487	16,078	8,400	11,036	6,412
Greece (including Crete)	420,850	522,500	389,500	150,000	245,000	94,000	1,19,612	47,455	15,648	49,300
Turkey, European	420,000	490,000	380,000	1,182,800	255,000	54,448	60,222	44,290	1,49,830	36,007
Turkey, Asiatic	106,250	243,850	607,300	337,500	358,000	18,987	53,205	79,021	67,753	41,071
Iraq	50,000	30,000	6,250	27,000	45,000	3,000	3,600	1,875	5,452	9,200
Java	272,000	302,000	195,000	180,500	203,000	69,120	1,01,428	27,074	17,705	33,436
Borneo (Dutch)	63,000	..	210,800	105,000	150,000	15,082	..	28,225	13,705	23,000
Celebes and other Islands	40,000	25,000	8,800	6,750
Siam	..	172,500	321,000	159,500	200,000	..	29,025	53,230	27,956	33,200
French Indo-China	..	10,000	42,500	2,500	9,950
Philippines	5,040,400	5,492,800	6,467,200	6,309,800	4,229,800	12,30,916	9,98,940	11,59,853	12,24,247	8,14,010
Japan	280,000	360,000	410,000	440,000	1,043,000	49,632	50,748	88,328	62,350	1,34,859
Egypt	8,437,700	6,155,450	6,064,650	8,124,250	8,473,650	34,52,844	20,06,570	16,12,956	25,23,513	26,97,659
Tripoli (Libya)	45,000	20,000	30,000	6,300	2,550	3,750
Morocco (b)	291,000	50,000	40,000	58,208	10,200	7,500
Morocco Tangier (c)	61,000	68,000	11,224	13,721
Portuguese East Africa	2,037,400	2,046,000	2,485,500	2,582,532	3,290,500	2,58,272	2,10,868	1,76,284	1,84,180	2,76,843
United States of America—										
Via Atlantic Coast	790,000	460,100	903,000	270,000	125,000	3,02,490	50,170	2,17,375	39,575	16,187
" Pacific "	8,109,000	6,932,000	11,284,400	6,907,000	11,005,900	18,00,209	9,94,524	20,77,278	9,75,891	15,55,545
Cuba	..	24,400	5,000	10,000	5,368	1,087	1,981	..
Haiti and St. Domingo	78,000	50,000	60,000	140,700	290,000	10,484	5,662	16,212	18,800	33,108
Porto Rico	20,000	..	50,000	2,150	..	15,500
San Salvador	50,000	14,512
Costa Rica	25,000	35,000	70,000	70,000	75,000	3,826	4,712	3,094	10,576	9,812

(a) Separately shown from 1933-34.
(b) Discontinued from 1933-34.
(c) Separately specified from 1933-34.

GENERAL EXPORTS

(694)

INDINA MERCHANDISE

No. 11—continued

ARTICLES, AND COUNTRIES OF FINAL DESTINATION; ALSO SHARE OF EACH PROVINCE	QUANTITY					VALUE				
	1930-31	1931-32	1932-33	1933-34	1934-35	1930-31	1931-32	1932-33	1933-34	1934-35
Textiles—continued										
Jute—continued										
MANUFACTURES—continued										
Heatan Gunny bags (III. Q.)—continued	No.	No.	No.	No.	No.					
Paraguay	35,000	480,000	730,000	570,000	..	4,900	47,525	85,613	55,000
Argentine Republic (in- cluding the Atlantic Coast of Patagonia) . .	265,000	175,000	85,000	6,540,000	50,000	32,830	18,550	8,106	8,71,833	5,000
Chile (including the Pacific Coast of Pata- gonia)	1,273,000	231,000	273,500	303,000	630,000	2,29,739	34,197	39,042	46,811	92,503
Peru	40,200	50,000	9,057	11,375
Hawaii	16,838,400	20,673,400	18,141,400	17,113,400	18,788,000	33,95,647	28,78,879	23,93,137	28,04,139	26,47,873
Other Foreign Countries .	37,500	21,200	49,200	99,200	38,300	5,387	4,090	8,206	9,698	8,287
TOTAL FOREIGN COUNTRIES	47,335,500	48,013,200	50,212,000	52,851,782	50,724,350	1,17,77,225	84,14,000	84,68,311	89,17,722	87,19,184
Share of Bengal	80,905,070	83,933,300	88,568,311	93,292,282	100,152,450	2,05,00,060	1,58,02,650	1,63,12,321	1,69,02,398	1,84,80,063
.. Bombay	990	190	600	5,250	17,700	1,550	155	600	1,361	6,287
.. Burma	12,000	2,010
TOTAL (—Tons)	80,906,060 —38,089	83,933,490 —37,867	88,580,911 —38,917	93,298,232 —41,792	100,170,150 —45,614	2,05,01,610	1,58,02,835	1,63,15,431	1,69,03,750	1,84,80,350
Total Gunny bags (III. Q.)—	No.	No.	No.	No.	No.					
United Kingdom (including Channel Islands)	40,074,866	47,501,829	46,470,829	45,073,392	47,972,620	1,20,93,612	1,13,73,060	1,07,28,817	98,25,047	1,02,96,353
Irish Free State (a) . . .	—	—	—	225,000	2,017,900	—	—	—	40,400	3,26,492
Cyprus	67,000	233,700	192,200	199,297	366,728	13,060	58,451	35,253	39,147	70,242
Palestine	19,000	312,100	124,000	93,200	149,900	13,960	91,681	27,124	22,253	33,912
Aden and Dependencies . .	119,000	345,769	100,012	124,800	127,665	40,675	97,031	48,043	30,471	30,069
Bahrain Islands	9,800	2,700	19,700	7,578	7,350	3,468	765	5,669	1,030	1,906
Ceylon (excluding Maldives).	1,523,211	1,053,213	344,360	878,886	1,088,589	4,42,080	4,16,811	69,996	2,03,512	2,47,711
Straits Settlements	11,503,968	15,570,230	14,771,700	14,078,710	4,551,800	41,17,387	46,02,760	38,04,490	35,49,087	12,45,517
Federated Malay States . .	1,500	..	20,000	8,000	17,000	1,060	..	3,100	1,709	6,112
British Borneo	15,260	18,500	17,700	3,800	5,110	4,500
Hongkong	18,622,000	26,098,100	24,921,100	19,383,000	10,372,400	56,72,633	74,33,480	64,25,018	43,03,161	26,56,011
Gambia	7,400	18,000	18,600	304,500	200,250	3,224	5,538	6,390	76,774	56,420
Gold Coast (including British Mandated Territory of Togoland)	1,609,200	1,729,400	2,477,450	3,243,350	3,103,819	6,19,858	4,95,473	6,92,565	8,80,692	7,69,485
Sierra Leone	62,100	26,700	126,000	656,700	1,263,600	17,960	7,159	30,555	1,54,978	3,01,747
Nigeria (including British Mandated Territory of Cameroon)	1,834,900	2,386,900	3,304,800	4,615,160	6,925,700	6,27,865	5,79,036	8,10,506	11,33,346	16,79,304
Protectorate of South-West Africa	21,600	7,837
Union of South Africa . . .	19,098,070	18,213,647	18,096,454	15,412,150	23,968,700	30,40,274	61,51,238	57,14,138	45,86,880	65,53,134
Zanzibar and Pemba	440,950	318,350	282,050	240,000	178,900	1,48,437	94,060	80,172	60,262	44,496
Kenya Colony	5,124,179	3,154,648	5,676,223	4,020,160	4,337,003	17,18,719	9,41,389	15,24,385	11,63,418	10,78,411
Tanganyika Territory	602,450	337,400	430,900	781,400	1,030,000	1,79,192	84,338	95,824	1,61,787	2,29,636
Anglo-Egyptian Sudan	1,749,150	1,467,550	2,274,100	3,144,250	3,798,550	7,40,308	5,13,333	7,69,329	9,71,675	12,00,562
Mauritius and Dependencies	3,838,812	2,619,183	2,514,024	3,225,900	3,859,400	12,97,687	7,57,555	6,40,690	8,08,864	9,47,819
Seychelles	41,700	29,600	40,650	52,500	30,700	15,360	8,459	14,590	13,278	9,305
Canada—										
Via Atlantic Coast	67,400	262,600	230,350	104,900	..	18,344	45,025	43,190	24,616
.. Pacific	882,200	410,000	1,410,000	673,000	1,364,000	1,82,342	90,962	2,60,000	1,11,901	2,48,181
British West India Islands (excluding Bahamas)	2,048,149	3,297,154	3,444,537	4,582,600	3,416,990	11,95,617	11,27,004	11,03,251	12,65,907	9,14,376
British Guiana	1,390,300	1,464,000	1,833,800	2,075,398	1,566,400	4,58,576	4,08,375	5,81,075	4,70,300	3,64,556
British Honduras	8,000	11,200	20,000	87,200	78,600	3,120	3,356	6,300	25,514	20,771
Commonwealth of Australia.	88,304,058	68,044,996	98,625,067	78,859,766	56,623,694	3,25,20,796	2,15,69,759	2,95,59,220	2,18,13,657	1,62,89,478
Territory of Papua	354,000	621,500	1,046,550	898,900	1,009,060	1,12,198	1,83,370	3,02,658	2,14,559	2,30,236
New Zealand	11,592,350	6,137,825	6,246,309	8,773,159	10,189,000	44,48,557	20,78,984	24,28,722	28,42,969	30,70,521
Fiji Islands	9,000	198,000	239,900	260,000	300,900	2,850	55,470	70,297	69,041	72,260
Other British Possessions . .	4,800	20,500	15,000	..	400	1,620	5,042	5,022	..	100
TOTAL BRITISH EMPIRE	212,826,922	202,910,094	235,660,115	213,123,082	199,528,816	7,47,49,496	5,93,19,200	6,59,96,431	5,44,82,503	4,90,19,829

(a) Separately shown from 1933-34.

No. 11—continued

ARTICLES, AND COUNTRIES OF FINAL DESTINATION; ALSO SHARE OF EACH PROVINCE	QUANTITY					VALUE				
	1930-31	1931-32	1932-33	1933-34	1934-35	1930-31	1931-32	1932-33	1933-34	1934-35
Textiles—continued										
Jute—continued										
MANUFACTURES—continued										
Total Gunny bags (III. Q) —continued	No.	No.	No.	No.	No.					
Union of Socialist Soviet Republics—										
Southern	28,950	48,400	244,800	1,133,500	1,310,000	13,576	15,038	50,472	2,50,022	3,13,200
Pacific Ports (In Asia)	2,985,200	10,805,600	5,904,100	8,10,700	80,18,520	15,23,666
Sweden	29,000	65,000	75,000	30,000	90,000	27,215	13,450	15,950	6,100	19,997
Norway	1,878,400	1,895,600	753,500	804,500	548,500	5,80,814	4,35,155	1,70,941	1,82,826	1,43,938
Denmark	985,200	379,800	74,900	145,200	..	2,93,395	86,540	21,380	33,942	..
Germany	1,776,591	1,712,800	2,763,148	1,552,600	908,800	6,52,414	4,90,000	8,33,721	4,21,743	2,21,382
Netherlands	2,770,200	1,390,800	1,455,300	1,575,200	1,142,000	7,63,332	2,81,940	3,24,144	3,52,920	2,58,711
Belgium	11,075,547	6,721,200	6,700,700	9,123,400	8,871,800	28,71,503	14,61,748	14,50,598	19,78,663	16,12,306
France	1,075,500	748,780	685,102	679,175	650,000	3,24,862	1,85,900	1,83,532	1,65,806	1,72,703
Spain	50,400	8,694
Italy (including Fiume)	105,000	180,000	115,000	144,000	..	27,612	33,150	20,356	26,212	..
Austria	50,000	7,000
Bulgaria	60,100	290,400	101,800	104,000	20,000	15,548	59,631	39,706	22,204	4,500
Roumania	471,446	628,400	528,800	709,080	514,300	1,55,546	1,49,404	1,40,688	1,72,105	1,22,938
Greece (including Crete)	3,409,500	3,947,400	1,530,700	1,820,050	2,900,015	12,11,402	12,31,525	3,41,098	3,72,084	6,34,406
Turkey, European	1,108,950	1,446,307	2,506,693	3,800,370	1,205,750	2,73,862	3,53,747	7,93,199	9,44,420	3,05,048
Turkey, Asiatic	1,491,612	1,973,287	4,149,215	4,203,017	1,997,184	6,18,468	6,16,471	12,45,666	11,59,391	4,65,800
Syria	68,700	261,800	46,090	55,750	71,400	28,202	84,796	15,792	15,390	19,328
Mascat Territory and Tru- chal Oman	51,110	151,250	157,675	119,945	139,050	18,492	45,705	39,165	30,475	36,613
Iraq	1,415,630	1,244,544	863,114	1,118,567	980,700	5,89,609	4,78,814	2,57,212	2,97,690	2,61,635
Iran	128,980	332,007	227,540	397,800	182,450	50,438	1,15,008	68,635	91,787	54,872
Sumatra	619,800	433,800	799,000	622,900	794,800	1,92,485	1,12,413	2,06,385	1,49,128	1,03,942
Java	41,046,730	29,606,250	13,597,793	12,760,050	9,852,450	1,59,29,138	96,00,208	41,11,186	33,83,413	26,01,368
Borneo (Dutch)	218,200	53,500	548,600	607,600	475,600	66,154	17,475	1,16,460	1,28,941	99,071
Celebes and other Islands	2,040,000	1,077,000	1,272,400	2,602,000	2,604,400	6,26,082	2,98,358	3,61,613	6,28,347	5,78,300
Siam	3,998,100	6,199,700	11,836,300	12,830,300	42,426,400	14,17,400	18,50,271	31,47,886	30,73,575	98,18,284
French Indo-China	5,271,300	4,681,700	8,587,717	7,402,100	11,823,300	19,89,053	12,87,256	22,48,417	16,70,592	26,03,164
Philippines	5,166,200	5,557,800	5,679,200	6,381,000	4,472,600	12,59,106	10,17,802	11,98,253	12,41,424	8,60,362
Formosa	3,255,600	3,389,600	2,701,200	1,330,000	3,155,200	11,12,524	10,16,264	7,44,712	3,52,955	7,45,862
China (exclusive of Hong- kong and Macao)	1,244,400	1,714,100	496,000	606,500	1,168,200	4,31,642	4,92,524	1,05,550	1,31,118	2,73,776
Japan	5,865,000	4,620,000	9,436,200	6,230,100	18,155,200	17,13,962	12,49,561	23,88,142	13,62,581	41,40,801
Egypt	17,027,250	14,200,405	12,848,450	17,477,750	18,989,750	66,31,493	45,75,362	34,76,823	51,74,558	55,26,043
Tripoli (Libya)	7,200	38,000	45,000	20,000	30,000	2,788	11,100	6,300	2,550	3,760
Tunis	169,380	17,600	2,000	5,27	550
Morocco (a)	728,800	564,700	476,900	1,88,012	1,36,047	1,21,200
Morocco Spanish(b)	271,000	61,000	69,879	14,790
Morocco Tangier(b)	418,300	533,088	98,094	1,36,013
Spanish West Africa	51,000	3,000	24,147	802
French West Africa (in- cluding French Mandated Territories of Togoland and Cameroons)	819,600	595,200	473,550	946,050	2,190,650	1,12,337	1,62,479	1,27,438	2,39,692	6,44,156
Belgian Congo (including Ruanda Urundi)	50,000	17,000
Portuguese West Africa	1,276,350	1,098,073	1,670,700	1,587,324	2,457,450	4,48,807	3,63,907	4,79,391	4,06,040	6,20,997
Portuguese East Africa	12,389,315	12,352,892	11,928,309	11,711,223	14,205,401	37,15,444	32,87,818	28,31,244	24,60,778	30,52,788
Madagascar and Kerguelon Réunion	1,336,300	1,051,600	1,330,849	2,001,521	9,06,600	3,92,739	2,59,049	3,08,708	4,47,489	1,97,278
Italian East Africa (Somal- land and Eritrea)	166,400	50,000	57,743	12,500
Italian East Africa (Somal- land and Eritrea)	155,000	148,200	182,000	311,400	232,700	47,793	37,278	48,129	73,655	62,047
French Somaliland	207,000	200,200	393,200	333,200	268,600	66,740	46,239	93,723	67,234	55,681
United States of America— Via Atlantic Coast	1,928,700	1,114,000	1,173,000	800,000	334,800	5,57,460	2,65,510	2,93,935	1,44,342	70,855
" Pacific "	8,656,600	7,294,900	11,597,900	7,243,234	11,585,500	19,83,191	10,84,818	21,58,475	10,50,770	16,83,811

(a) Discontinued from 1933-34.
(b) Separately specified from 1933-34.

GENERAL EXPORTS

(696)

INDIAN MERCHANDISE

No. 11—continued

ARTICLES, AND COUNTRIES OF FINAL DESTINATION; ALSO SHARE OF EACH PROVINCE	QUANTITY					VALUE				
	1930-31	1931-32	1932-33	1933-34	1934-35	1930-31	1931-32	1932-33	1933-34	1934-35
Textiles—continued						R	R	R	R	R
Jute—continued										
MANUFACTURES—continued										
<i>Total gunny bags (III. Q)—concluded</i>	No.	No.	No.	No.	No.					
Cuba	24,209,452	15,477,900	12,809,400	13,132,218	19,310,400	1,00,56,817	52,54,421	44,20,530	38,12,820	57,11,428
Hayti and St. Domingo	1,936,700	1,824,700	2,051,400	2,580,600	2,301,000	6,73,980	5,55,302	6,01,110	6,70,535	6,37,171
Porto Rico	5,946,800	6,062,000	4,844,200	3,361,000	5,845,000	20,86,197	18,24,433	14,07,180	8,91,419	15,29,047
French West Indies (Guadeloupe and Martinique)	11,100	..	20,400	3,145	..	5,350
Mexico	120,500	30,000	50,300	70,000	96,300	44,579	7,640	15,032	10,075	23,886
Guatemala	45,650	150,230	78,077	42,800	95,800	14,064	45,037	19,082	10,131	23,162
Honduras (not British)	20,000	3,000	10,000	817
San Salvador	129,800	170,300	158,400	3,000	3,000	62,004	62,081	49,938	840	810
Nicaragua	193,648	275,425	159,155	322,404	418,228	72,093	80,670	45,200	82,008	1,04,305
Costa Rica	161,000	198,950	330,950	421,700	235,300	47,289	51,326	78,522	96,215	47,800
Colombia	110,500	2,000	260,000	101,005	171,050	36,825	500	56,869	30,231	41,473
Panama (including Panama Canal Zone)	68,000	88,000	126,000	138,000	132,000	18,140	50,080	43,410	37,804	39,660
Venezuela	10,000	50,000	90,800	3,800	13,000	25,056
Dutch Guiana	90,600	203,100	170,100	84,800	144,900	26,227	51,654	43,176	19,142	35,647
Paraguay	35,000	875,000	1,080,000	1,285,000	..	4,900	1,16,391	1,40,786	1,09,878
Uruguay	40,000	6,225	..
Argentine Republic (including the Atlantic Coast of Patagonia)	1,494,060	3,012,021	3,390,950	8,703,400	2,914,800	4,91,174	9,79,157	11,21,333	15,35,933	8,89,489
Chile (including the Pacific coast of Patagonia)	18,709,872	2,188,760	4,400,500	12,271,240	4,003,268	44,62,622	4,96,800	11,03,204	25,01,130	8,88,650
Peru	5,876,412	4,613,200	5,393,302	6,624,603	7,488,000	18,60,236	13,31,340	17,61,057	16,59,056	18,80,897
Ecuador	32,100	94,000	..	29,000	18,000	11,002	14,419	..	4,796	3,195
Bolivia	55,000	5,000	45,000	87,500	68,221	13,577	1,150	7,410	13,695	13,050
Hawaii	16,858,600	29,673,550	18,141,550	17,113,400	18,871,600	34,03,984	29,79,095	23,96,315	23,04,139	26,62,813
Other Islands to the Pacific	10,200	33,350	10,500	51,534	461,256	2,958	11,503	3,216	12,068	1,09,499
Other Foreign Countries	13,208	18,932	11,780	13,130	6,800	4,990	4,273	3,361	3,733	1,562
TOTAL FOREIGN COUNTRIES.	221,218,693	185,622,169	179,425,251	188,520,645	232,425,090	7,14,29,541	5,00,09,132	4,53,78,560	4,27,00,020	5,35,11,715
Share of Bengal	433,382,021	387,854,629	414,360,740	401,094,447	422,289,129	14,58,83,415	10,91,12,974	11,13,20,514	9,70,71,588	10,23,07,645
" Bombay	588,155	513,653	512,064	383,114	469,973	2,53,335	2,25,975	1,96,651	1,29,080	1,76,440
" Sind	64,716	153,047	179,050	156,011	132,400	24,028	46,253	46,682	40,788	46,123
" Madras	9,124	9,129	19,463	2,386	4,504	2,669	1,490	2,829	641	577
" Burmah	1,600	1,300	14,050	3,355	3,300	550	640	2,376	432	759
TOTAL { No. —Tons	484,045,615 -416,695	398,532,263 -377,143	415,085,306 -398,202	401,644,327 -381,171	422,949,300 -395,772	14,61,79,037	10,93,87,332	11,15,74,201	9,72,42,529	10,25,31,544
Sacking gunny cloth (III. Q)—	Yards	Yards	Yards	Yards	Yards					
United Kingdom (including Channel Islands)	2,613,507	3,238,389	3,215,975	4,104,119	4,200,875	4,70,021	4,67,790	4,44,483	5,06,838	5,39,766
Hongkong	47,000	36,000	36,000	16,000	10,000	6,827	4,930	5,010	3,300	1,000
Union of South Africa	38,000	35,000	6,315	5,975
Mauritius and Dependencies	39,000	40,000	42,000	20,000	..	8,880	8,000	4,980	2,637
Canada—										
Ftd Atlantic Coast	30,000	120,038	10,000	145,849	258,000	4,650	19,255	1,500	20,050	33,272
" Pacific "	32,500	477,144	399,500	21,500	45,000	10,206	89,302	75,700	4,802	9,658
Commonwealth of Australia	3,064,567	2,523,430	4,531,646	1,788,800	2,067,218	5,44,731	3,77,910	5,69,407	2,20,017	2,56,083
New Zealand	119,616	56,360	83,405	200,200	130,200	22,934	9,026	14,723	82,084	10,531
Other British Possessions	192	5,000	25,000	10,500	28,634	168	550	2,050	1,040	3,450
TOTAL BRITISH EMPIRE	5,907,382	6,495,361	8,381,527	6,370,468	6,883,933	10,55,537	9,77,643	11,21,869	8,00,304	8,71,372

No. 11—continued

ARTICLES, AND COUNTRIES OR FINAL DESTINATION; ALSO SHARE OF EACH PROVINCE	QUANTITY					VALUE				
	1930-31	1931-32	1932-33	1933-34	1934-35	1930-31	1931-32	1932-33	1933-34	1934-35
Textiles—continued										
Jute—continued										
MANUFACTURES—continued										
Stacking gunny cloth (III. Q)—continued	Yards	Yards	Yards	Yards	Yards	R	R	R	R	R
Norway	4,022,700	6,331,950	2,842,400	6,999,550	5,165,000	10,40,511	11,56,840	5,19,027	12,83,006	8,56,860
Greece (including Crete)	150,000	18,562
Turkey, European	4,000	10,000	23,000	182,005	2,184,200	1,400	1,200	2,000	23,591	2,45,463
Turkey, Asiatic	103,600	43,600	1,519,200	14,068	3,382	1,73,708
Sumatra	214,000	297,000	148,000	29,630	35,548	16,551
Java	277,000	213,000	13,300	25,500	15,000	35,831	26,307	3,000	3,250	1,200
Celebes and other Islands	80,000	40,000	65,000	170,000	75,000	11,700	4,550	7,800	16,023	8,700
Philippines	125,000	100,000	70,000	117,000	254,130	25,875	15,031	10,574	10,515	37,572
Egypt	2,001,000	4,540,000	4,152,000	6,568,000	5,513,000	3,03,509	6,11,738	5,06,286	7,43,620	6,55,333
Portuguese East Africa	122,500	91,200	301,400	26,450	18,030	55,880
United States of America— Atlantic Coast	12,057,682	535,575	1,450,107	1,211,500	1,121,800	22,62,145	1,00,422	2,31,027	1,74,313	1,53,747
" Pacific "	2,215,933	924,000	1,168,849	2,597,904	1,905,360	4,36,210	1,48,128	1,82,457	4,29,920	3,10,361
Venezuela	70,000	120,000	55,000	120,000	60,000	10,250	15,850	6,700	13,561	6,669
Argentine Republic (includ- ing the Atlantic Coast of Patagonia)	4,035,000	5,640,188	5,939,000	9,004,685	6,890,000	6,01,919	7,08,091	9,50,731	9,35,255	7,53,335
Chile (including the Pacific Coast of Patagonia)	164,117	75,016	125,788	134,143	..	38,722	16,708	22,152	20,544	..
Ecuador	1,180,000	867,000	709,096	1,151,247	982,000	1,86,448	1,19,877	88,123	1,30,577	1,13,721
Other Foreign Countries	27,000	..	39,000	47,000	49,000	4,164	..	5,060	6,521	4,500
TOTAL FOREIGN COUNTRIES	26,473,432	18,843,729	17,026,340	28,463,424	20,035,000	49,87,809	29,78,856	29,54,410	38,19,813	33,70,559
Share of Bengal { Yards =Tons	32,380,814 =20,923	25,339,090 =12,700	25,357,867 =12,644	34,833,892 =17,911	32,999,719 =16,466	60,53,346	39,56,499	37,76,279	46,20,177	42,45,391
" Bombay { Yards =Tons	18,304 =5					
TOTAL { Yards =Tons	32,380,814 =20,923	25,339,090 =12,700	25,357,867 =12,644	34,833,892 =17,911	32,919,023 =16,461	60,53,346	39,56,499	37,76,279	46,20,177	42,47,931
Hessian gunny cloth (III. Q)—	Yards	Yards	Yards	Yards	Yards					
United Kingdom (includ- ing Channel Islands)	37,578,750	58,936,740	54,274,572	47,516,200	45,077,611	54,58,568	65,66,109	59,55,089	52,21,988	47,95,778
Irish Free State (a)	60,000	695,000	6,800	63,950
Palestine	12,000	24,000	83,000	1,275	2,790	10,325
Aden and Dependencies	63,500	100,000	78,000	125,500	93,500	9,144	11,874	11,352	21,617	12,742
Bahrain Islands	50,000	5,000	10,000	1,250	..
Ceylon (excluding Maldives)	2,990,000	2,805,280	2,316,262	2,552,866	2,258,705	3,37,392	3,77,438	2,75,035	3,35,775	2,98,180
Straits Settlements	1,239,165	1,623,199	2,676,521	1,839,501	2,795,729	1,69,854	1,87,760	3,11,733	2,33,727	3,26,494
Federated Malay States	6,000	81,000	140,000	400,000	274,000	870	9,412	15,444	49,241	33,859
Hongkong	1,498,600	1,831,000	468,000	1,500,000	621,000	8,07,685	2,06,001	66,443	2,57,059	70,534
Union of South Africa	5,651,110	4,425,500	4,504,170	6,341,850	6,894,250	10,48,081	7,46,618	6,86,143	8,59,613	9,05,177
Zanzibar and Pemba	51,000	84,000	124,000	109,000	168,000	11,037	7,950	24,600	20,725	25,882
Kenya Colony	792,410	1,104,600	1,482,710	1,885,366	1,070,550	94,795	1,34,680	1,70,375	2,30,474	1,95,841
Tanganyika Territory	300,000	161,000	115,000	311,000	417,000	48,871	18,595	11,912	40,859	49,521
Anglo-Egyptian Sudan	6,525	150,000	34,000	50,000	3,000	10,149	20,000	4,900	8,078	525
Canada— Atlantic Coast	63,645,015	56,964,991	58,696,529	74,797,400	61,531,000	85,07,911	57,83,744	52,03,600	81,33,750	63,54,517
" Pacific "	4,356,000	5,730,000	6,376,000	5,130,568	6,612,000	4,90,290	5,83,254	6,22,732	5,64,803	6,41,089
Commonwealth of Aus- tralia	15,265,650	17,329,664	20,276,853	18,105,620	22,068,163	27,00,842	23,80,581	30,57,435	27,07,123	31,02,823
New Zealand	3,201,665	2,929,061	2,842,704	4,218,015	4,176,835	5,33,918	3,03,923	4,02,729	5,87,575	5,70,261
Other British Possessions	55,000	14,000	55,334	31,000	73,482	7,400	2,040	6,690	6,052	8,437
TOTAL BRITISH EMPIRE	141,580,403	154,289,035	154,513,055	165,002,836	155,412,825	1,97,91,802	1,74,36,920	1,73,38,774	1,92,89,290	1,75,31,435
Union of Socialist Soviet Republic—										
Southern	450,000	45,000
Sweden	60,000	5,400	..
Norway	1,792,500	1,207,500	695,000	1,345,000	222,000	2,52,214	1,17,031	59,803	1,65,900	21,217
Denmark	749,000	1,019,500	540,000	50,000	..	1,12,845	1,58,236	81,453	8,328	..
Germany	2,535,500	1,673,000	776,000	296,000	14,000	2,28,302	1,59,515	81,058	32,810	1,705
Netherlands	586,500	136,000	50,000	75,500	14,277	4,700

(a) Separately shown from 1933-34.

GENERAL EXPORTS

(698)

INDIAN MERCHANDISE

No. 11—continued

ARTICLES, AND COUNTRIES OF FINAL DESTINATION ALSO SHARE OF EACH PROVINCE	QUANTITY					VALUE				
	1930-31	1931-32	1932-33	1933-34	1934-35	1930-31	1931-32	1932-33	1933-34	1934-35
Textiles—continued						R	R	R	R	R
Jute—continued										
MANUFACTURES—continued										
Hessian gunny cloth (III. Q)—continued	Yards	Yards	Yards	Yards	Yards					
Roumania	20,000	200,000	2,000	19,143
Greece (including Crete)	2,010,800	3,198,500	1,680,000	1,244,200	1,500,630	2,60,967	3,39,121	1,74,935	1,38,362	1,70,782
Turkey, European	1,830,000	2,700,000	2,862,000	1,834,000	4,054,000	2,07,964	2,71,111	2,76,507	1,83,781	4,55,050
Turkey, Asiatic	460,000	424,000	813,000	1,499,000	1,479,780	65,990	40,844	97,601	1,87,064	1,52,468
Iraq	703,310	1,016,160	718,592	473,500	888,402	94,675	1,39,885	1,02,516	72,824	1,12,418
Iran	2,87,710	1,203,798	1,192,700	644,996	1,106,170	51,154	2,39,336	2,06,378	1,23,729	1,78,191
Henjam Island	115,000	24,062
Sumatra	164,000	167,000	247,930	229,340	150,000	20,172	10,590	27,679	20,307	18,012
Java	760,093	40,663	642,500	761,900	535,000	1,05,982	93,231	75,182	85,132	67,201
Siam	3,000	11,000	95,000	390,000	..	185	1,830	11,625	44,650
French Indo-China	352,000	105,000	63,000	329,000	293,000	40,574	11,925	6,705	35,248	28,320
Philippines	15,715,000	16,077,000	20,862,000	17,702,600	13,411,000	28,19,778	24,44,612	33,21,797	27,50,984	18,54,638
Formosa	80,000	..	4,000	18,400	..	400
China (exclusive of Hong-kong and Macao)	3,507,000	3,962,000	3,716,400	1,517,000	1,137,000	5,29,692	4,44,545	4,02,854	1,76,111	1,27,404
Japan	135,000	105,000	382,000	29,000	1,090,000	14,400	10,337	41,997	2,400	1,25,591
Egypt	1,780,000	2,320,000	2,416,500	4,707,059	4,105,000	2,21,374	2,71,482	2,67,555	5,06,830	6,05,240
Portuguese West Africa	10,000	5,000	63,000	85,000	5,000	1,375	650	6,590	8,200	500
Portuguese East Africa	914,000	985,150	1,347,000	1,076,775	1,722,100	1,83,492	1,13,827	1,63,394	1,48,329	2,25,074
Madagascar and Kerguelon	115,000	15,300
French Somaliland	55,550	30,500	6,000	8,000	10,000	6,140	3,699	512	740	2,140
United States of America—										
 Via Atlantic Coast	730,661,069	610,947,847	465,091,534	541,885,879	511,464,841	8,91,11,518	6,74,67,585	4,30,14,958	5,48,35,299	4,92,04,913
 " Pacific "	108,843,673	79,960,843	81,105,378	101,537,554	94,584,686	1,47,67,376	79,50,771	76,05,253	1,04,46,918	96,05,380
Cuba	1,183,395	562,033	230,000	80,000	78,215	1,22,398	57,173	21,087	9,262	11,042
Porto Rico	50,000	160,000	..	30,000	100,000	6,687	15,125	..	3,000	10,000
Mexico	50,000	120,000	12,500	12,100
Colombia	16,000	30,000	70,000	90,000	172,000	1,430	2,837	5,744	8,312	16,547
Panama (including Panama Canal Zone)	1,050,000	85,000
Brazil	160,000	16,800
Paraguay	160,000	185,000	175,000	180,000	60,000	18,774	10,231	18,637	10,175	7,000
Uruguay	14,079,549	10,369,181	9,634,661	10,211,000	7,842,900	21,77,060	11,21,184	10,02,584	11,61,200	8,47,000
Argentine Republic (including the Atlantic Coast of Patagonia)	104,560,000	99,268,000	231,573,000	160,577,948	222,314,690	3,09,62,006	1,12,39,065	2,37,64,052	1,83,57,837	2,37,47,560
Chile (including the Pacific Coast of Patagonia)	820,000	271,000	777,000	536,000	598,090	89,200	39,624	66,540	49,979	55,424
Peru	1,466,000	1,724,000	2,142,000	3,012,000	3,820,000	1,49,434	1,04,022	1,90,106	2,99,145	9,03,144
Ecuador	277,000	622,000	110,000	470,000	250,000	50,991	86,469	12,599	69,668	34,859
Bolivia	76,000	..	6,000	10,000	..	8,512	..	1,020	1,125	..
Hawaii	84,000	6,000	1,000	18,000	6,500	16,504	934	137	2,763	1,017
Other Foreign Countries	81,000	10,225	680,000	68,534	147,400	7,867	12,160	8,804	8,366	6,920
Total * For Order * Cargoes(a)	—	—	—	—	800,000	—	—	—	—	80,961
TOTAL FOREIGN COUNTRIES	1,097,028,659	841,441,898	831,819,254	852,744,385	875,141,384	14,28,55,875	8,80,80,169	8,12,85,101	8,09,06,779	8,81,50,267
Share of Bengal	1,238,137,651	994,357,912	984,909,317	1,016,658,249	1,029,551,767	16,25,38,867	10,02,21,372	9,33,36,362	10,89,92,788	10,54,92,446
" Bombay	339,710	1,323,621	1,391,892	868,022	891,692	88,082	2,86,775	2,81,863	1,73,059	1,67,992
" Sind	11,700	500	7,200	1,000	42,670	3,500	200	450	250	9,894
" Madras	35,000	49,500	35,000	225,500	68,000	17,228	8,742	4,700	29,981	11,660
TOTAL (Yards)	1,238,819,068	995,730,033	986,322,000	1,017,747,271	1,030,554,200	16,26,17,677	10,05,17,089	9,86,23,865	10,91,96,078	10,56,81,702
 " (Tons)	—316,370	—254,197	—257,100	—262,475	—264,205	—	—	—	—	—

(a) Specified separately from 1934-35 and subject to subsequent adjustment.

No. 11—continued

ARTICLES, AND COUNTRIES OF FINAL DESTINATION ; ALSO SHARE OF EACH PROVINCE	QUANTITY					VALUE				
	1930-31	1931-32	1932-33	1933-34	1934-35	1930-31	1931-32	1932-33	1933-34	1934-35
Textiles—continued						R	R	R	R	R
Jute—continued										
MANUFACTURES—continued										
Total Gunny cloth (III. Q)—	Yards	Yards	Yards	Yards	Yards					
United Kingdom (including Channel Islands)	40,187,257	62,175,129	67,490,547	51,620,319	49,368,486	59,34,589	70,82,800	63,00,109	57,28,824	53,35,544
Irish Free State (a)	—	—	—	60,000	5,95,000	—	—	—	6,800	63,950
Palestine	12,000	2,400	83,000	1,275	2,700	10,325
Aden and Dependencies	63,500	108,000	78,000	125,500	93,500	9,144	11,874	11,362	21,617	12,742
Bahrain Islands	50,000	5,000	10,000	1,250	..
Ceylon (excluding Maldives)	2,019,000	2,865,280	2,316,262	2,553,368	2,263,835	7,37,592	3,77,438	2,75,035	3,35,865	2,99,123
Straits Settlements	1,230,857	1,623,199	2,691,521	1,839,561	2,790,729	1,70,022	1,87,760	3,13,533	2,33,727	3,20,960
Federated Malay States	6,000	81,000	140,000	400,000	274,000	870	9,412	15,444	49,241	33,859
Hongkong	1,455,600	1,867,000	504,000	1,518,000	631,000	3,14,512	2,10,931	71,453	2,40,419	71,534
Union of South Africa	5,651,116	4,415,500	4,504,170	6,374,350	6,929,250	10,48,081	7,44,318	6,86,143	8,65,928	9,11,162
Zanzibar and Pemba	51,000	34,000	124,000	100,000	168,000	11,087	7,950	24,600	20,725	25,382
Kenya Colony	702,416	1,109,600	1,492,710	1,895,366	1,899,054	94,795	1,35,230	1,72,025	2,31,424	1,07,873
Tanganyika Territory	300,000	101,000	115,000	311,000	417,000	43,871	18,695	11,912	40,850	40,521
Nyasaland Protectorate	10,000	1,500
Anglo-Egyptian Sudan	62,525	160,000	31,000	50,000	3,000	10,149	20,000	4,900	8,078	525
Mauritius and Dependencies	11,000	39,000	62,000	49,000	20,432	2,550	8,350	10,735	5,922	2,772
Canada—										
<i>Via Atlantic Coast</i>	68,975,015	57,085,029	58,706,529	74,942,749	61,789,000	85,72,561	58,02,999	58,05,100	81,53,890	63,87,780
<i>„ Pacific „</i>	4,388,500	6,207,144	6,765,500	5,162,089	6,657,000	5,00,498	6,75,556	6,98,528	5,69,605	6,50,747
Commonwealth of Australia	18,233,217	19,853,094	24,808,499	19,894,420	24,155,381	32,45,573	27,04,411	36,26,842	29,27,140	34,18,000
New Zealand	3,321,281	2,985,421	2,926,110	4,427,215	4,316,041	5,56,847	4,02,949	4,17,452	6,20,539	5,05,792
Other British Possessions	44,000	34,000	24,334	45,600	73,050	4,850	1,810	3,955	5,710	8,302
TOTAL BRITISH EMPIRE	147,487,784	160,784,396	162,845,182	171,373,354	162,206,758	2,08,67,339	1,84,14,569	1,84,60,543	2,00,80,063	1,84,02,807
Union Socialist Soviet Republic—										
Southern	450,000	45,000
Sweden	60,000	6,400	..
Norway	5,785,200	6,539,450	3,437,400	8,344,550	5,387,000	12,02,725	12,73,880	5,70,440	14,40,800	8,77,567
Denmark	749,000	1,010,500	540,000	60,000	..	1,12,845	1,68,236	81,453	8,328	..
Germany	2,535,500	1,673,000	778,000	296,000	14,000	2,88,802	1,59,515	84,398	32,816	1,795
Netherlands	586,500	136,000	60,000	2,000	..	75,503	14,277	4,700	221	..
Rumania	20,000	270,000	2,090	19,143
Greece (including Crete)	2,010,800	3,346,500	1,930,000	1,244,200	1,599,630	2,66,967	3,57,683	1,74,935	1,38,362	1,79,782
Turkey, European	1,831,000	2,710,000	2,885,000	2,010,095	6,838,200	2,09,364	2,72,311	2,79,497	2,07,322	7,09,513
Turkey Asiatic	466,000	424,000	916,000	1,512,600	2,998,980	65,990	45,844	1,12,569	1,61,036	3,26,176
Iraq	708,300	1,016,160	718,592	473,500	888,462	94,575	1,39,885	1,02,516	72,824	1,12,418
Iran	238,710	1,203,798	1,192,700	644,996	1,110,170	51,134	2,39,336	2,06,378	123,729	1,78,691
Honjam Island	115,000	24,062
Sumatra	378,000	404,000	395,989	220,340	150,000	40,802	55,133	44,130	29,397	18,012
Java	1,037,093	992,663	655,500	787,400	650,000	1,40,418	1,19,538	79,982	88,382	68,401
Borneo (Dutch)	6,000	30,000	38,800	144,400	..	450	2,360	7,300	6,180
Celebes and other Islands	90,000	40,900	66,000	170,000	75,000	12,762	4,550	7,900	15,923	8,700
Siam	26,000	2,000	11,600	95,000	390,000	4,084	185	1,330	11,525	44,650
French Indo-China	353,000	105,000	63,000	329,000	263,000	40,684	11,925	6,705	35,248	28,320
Philippines	15,840,000	16,177,000	20,932,000	17,819,600	13,665,130	28,45,653	24,59,643	33,32,371	27,67,499	18,92,210
Formosa	80,000	..	4,000	18,400	..	400
China (exclusive of Hong- kong and Macao)	3,507,000	3,962,000	3,716,400	1,537,000	1,137,000	5,29,692	4,44,546	4,92,854	1,77,711	1,27,404
Japan	135,000	105,000	382,000	20,000	1,090,000	19,400	10,337	41,097	2,400	1,25,591
Egypt	3,781,000	6,860,000	6,568,500	11,335,050	9,618,000	5,24,383	8,83,220	8,32,840	12,50,460	12,20,573
Portuguese West Africa	10,000	5,000	63,000	85,000	5,000	1,375	650	6,500	8,200	600
Portuguese East Africa	914,000	985,150	1,469,500	1,167,975	2,023,500	1,33,402	1,13,827	1,74,914	1,67,259	1,28,954
Madagascar and Kerguelon	115,000	15,300
French Somaliland	35,550	30,500	6,000	8,000	16,000	6,140	3,699	512	740	2,149

(a) Separately shown from 1933-34.

GENERAL EXPORTS

(700)

INDIAN MERCHANDISE

No. 11—continued

ARTICLES, AND COUNTRIES OF FINAL DESTINATION; ALSO SHARE OF EACH PROVINCE	QUANTITY					VALUE				
	1930-31	1931-32	1932-33	1933-34	1934-35	1930-31	1931-32	1932-33	1933-34	1934-35
Textiles—continued										
Jute—continued										
MANUFACTURES—continued										
Total Gunny Cloth (III. Q)—continued	Yards	Yards	Yards	Yards	Yards	R	R	R	R	R
United States of America—										
Via Atlantic Coast	742,738,771	611,483,422	466,541,641	543,097,379	512,686,641	9,18,73,658	5,75,58,007	4,32,45,085	5,50,09,617	4,93,58,060
" Pacific " "	111,059,606	80,884,843	82,274,227	104,135,548	96,490,046	1,51,03,586	80,99,890	77,87,710	1,08,76,838	99,13,761
Cuba	1,188,395	562,033	230,000	80,000	78,215	1,22,398	57,178	21,087	9,262	11,042
Porto Rico	50,000	100,000	..	30,000	100,000	6,687	15,125	..	3,000	10,000
Mexico	50,000	120,000	12,500	12,100
Colombia	10,000	30,000	70,000	90,000	172,000	1,439	2,837	6,744	8,312	15,547
Panama (including Panama Canal Zone)	1,050,000	85,000
Venezuela	70,000	120,000	55,000	120,000	60,000	10,250	15,850	6,700	13,561	6,669
Brazil	180,000	16,800
Paraguay	150,000	185,000	175,000	180,000	69,000	18,774	19,231	18,837	19,175	7,000
Uruguay	14,079,549	10,369,191	9,034,661	10,211,000	7,842,000	21,77,060	11,21,184	10,02,524	11,61,290	8,47,000
Argentine Republic (including the Atlantic Coast of Patagonia)	208,595,000	104,908,188	237,512,000	169,581,733	229,204,600	3,15,03,925	1,10,47,156	2,47,14,783	1,02,93,092	2,45,00,895
Chile (including the Pacific Coast of Patagonia)	990,117	346,016	902,788	670,143	598,000	1,27,922	56,332	28,701	70,523	55,424
Peru	1,466,600	1,724,000	2,169,000	3,012,000	3,928,000	1,19,434	1,64,022	1,03,906	2,90,145	3,63,144
Ecuador	1,457,900	1,489,000	819,096	1,621,247	1,241,000	2,37,434	2,06,346	1,00,727	2,00,245	1,48,380
Bolivia	78,000	..	6,000	10,000	..	8,512	..	1,020	1,125	..
Hawaii	84,003	6,000	1,000	18,000	6,500	16,564	934	137	2,763	1,017
Other Foreign Countries	71,003	105,225	70,000	74,734	48,000	6,805	12,160	6,704	5,766	4,740
Total ' For orders ' cargoes (a)	—	—	—	—	330,000	—	—	—	—	80,961
TOTAL FOREIGN COUNTRIES	1,123,512,091	800,285,627	848,845,594	831,207,809	901,176,474	14,78,43,664	8,60,59,025	8,30,39,601	9,37,26,502	9,15,26,826
Share of Bengal	1,270,513,465	1,019,697,002	1,019,553,684	1,051,485,141	1,062,452,566	16,85,92,213	10,41,77,371	10,91,13,141	11,36,12,965	10,97,37,337
" <i>Bombay</i>	389,710	1,333,521	1,194,892	868,022	909,996	88,082	2,86,775	2,81,853	1,73,069	1,70,442
" <i>Sind</i>	11,700	500	2,200	1,000	42,670	2,500	200	460	250	9,694
" <i>Madras</i>	85,000	49,000	35,000	226,000	68,000	17,228	3,742	4,700	29,981	11,660
TOTAL { Yards.	1,270,999,875	1,021,070,023	1,011,699,776	1,052,581,163	1,063,473,232	16,97,01,023	10,44,78,538	10,24,00,144	11,38,16,255	10,99,29,633
—Tons.	—337,293	—268,897	—239,753	—280,386	—280,660					
Rope and twine (III. Q)—										
United Kingdom (including Channel Islands)	Cwts.	Cwts.	Cwts.	Cwts.	Cwts.					
Adec and Dependencies	755	516	536	1,060	444	12,690	6,354	5,902	10,069	4,933
Ceylon (excluding Maldives)	4,408	3,015	2,746	3,780	2,981	91,632	48,300	32,083	41,050	32,085
Straits Settlements	32,508	32,721	25,299	37,936	39,034	5,71,501	4,29,002	2,84,298	3,77,215	4,01,343
Hongkong	5,968	15,353	3,932	9,757	9,281	1,03,029	2,54,628	72,370	1,12,175	1,15,767
Union of South Africa	4,285	2,742	3,091	5,310	4,640	94,719	51,538	43,723	57,654	68,882
Zanzibar and Pemba	220	291	219	230	309	5,598	5,850	3,787	4,164	5,318
Kenya Colony	2,547	1,493	1,841	2,618	2,043	55,512	27,042	26,044	23,258	21,971
Tanganyika Territory	177	244	133	227	373	4,855	4,857	2,892	3,840	4,908
Mauritius and Dependencies	603	590	355	99	702	13,550	7,751	4,924	1,107	7,617
British Guiana	194	146	183	298	33	6,855	3,147	4,000	5,517	530
Commonwealth of Australia	148	172	181	278	608	4,065	3,707	4,906	4,795	18,084
Other British Possessions	235	435	469	457	338	9,203	7,187	7,244	8,830	5,398
TOTAL BRITISH EMPIRE	52,301	58,314	30,155	62,321	60,865	9,80,129	8,58,808	4,94,133	6,65,849	6,84,860
Maskat Territory and Oman	142	212	154	148	120	4,162	5,790	3,924	2,761	2,327
Other Native States in Arabia	235	91	139	114	163	6,034	2,826	3,486	2,625	3,488
Iraq	1,639	944	656	437	1,655	27,009	12,007	12,827	6,595	26,018

(a) Specified separately from 1934-35 and subject to subsequent adjustment.

No. 11—continued

ARTICLES, AND COUNTRIES OF FINAL DESTINATION; ALSO SHARE OF EACH PROVINCE	QUANTITY					VALUE				
	1930-31	1931-32	1932-33	1933-34	1934-35	1930-31	1931-32	1932-33	1933-34	1934-35
Textiles—continued										
Jute—continued										
MANUFACTURES—continued										
Rope and twine (III. Q)— continued										
	Cwts.	Cwts.	Cwts.	Cwts.	Cwts.	R	R	R	R	R
Iran	822	620	205	375	617	9,394	12,716	6,718	7,327	13,651
Sumatra	6,068	8,599	2,879	1,676	2,301	1,08,592	48,880	37,685	31,972	25,099
Java	16,619	14,123	8,829	9,350	7,949	2,55,502	2,02,149	1,07,269	95,944	83,052
Celebes and other Islands .	1,472	505	905	1,240	1,308	24,495	7,695	12,657	13,169	15,111
Siam	110	..	332	367	6,699	1,950	..	3,970	3,850	73,000
French Indo-China	3,103	2,059	1,379	1,547	1,137	66,202	32,489	21,270	16,275	12,082
Philippines	23	308	630	510	6,020	4,775
China (exclusive of Hong- kong and Macão)	1,939	5,163	4,390	5,634	5,312	42,374	79,892	61,828	69,198	60,293
Japan	1,052	655	3,273	3,667	1,514	16,913	9,074	53,700	46,691	18,842
Portuguese East Africa . . .	2,703	2,497	2,973	2,272	2,344	58,605	41,744	41,099	31,896	37,739
United States of America— Via Atlantic Coast	330	17	2,580	402	490	5,850	1,020	18,324	2,324	2,780
Uruguay	357	223	..	268	335	9,000	3,594	..	8,013	3,767
Argentine Republic (includ- ing the Atlantic Coast of Patagonia)	447	112	223	8,481	1,500	2,435
Peru	996	1,143	1,344	2,039	1,984	21,777	17,360	18,858	28,472	29,244
Other Foreign Countries . . .	467	444	509	511	1,425	8,916	13,168	3,465	5,334	13,921
TOTAL FOREIGN COUNTRIES	37,025	32,015	31,623	30,143	35,472	6,66,429	4,07,024	4,17,336	3,66,846	4,19,903
Share of Bengal	36,964	30,004	69,394	30,691	34,215	15,73,520	13,09,731	3,79,386	9,98,094	10,57,013
.. Bombay	2,241	1,718	1,308	1,667	1,948	64,279	42,128	30,690	33,916	44,636
.. Sind	93	164	57	74	99	2,675	3,418	1,002	1,307	1,777
.. Madras	21	8	13	20	98	931	120	293	195	1,226
.. Burma	8	35	11	12	8	150	1,235	197	183	115
TOTAL	89,326	90,920	70,783	92,484	96,368	16,40,551	13,58,732	9,11,468	10,32,695	11,04,772
Other Kinds (III. Q)—										
	Cwts.	Cwts.	Cwts.	Cwts.	Cwts.					
United Kingdom (including Channel Islands)	2,186	3,686	6,801	9,099	8,672	1,26,470	2,17,091	4,25,236	4,52,881	3,30,573
Ceylon (excluding Maldives) .	437	815	238	180	15	7,491	4,407	3,570	1,853	216
Union of South Africa	228	161	134	260	648	12,702	7,335	6,011	9,724	10,658
Canada— Via Atlantic Coast	32	..	262	15	335	2,925	..	7,377	540	8,476
Commonwealth of Australia .	368	535	1,140	1,199	9,007	11,397	21,093	66,000	59,280	1,85,383
New Zealand	30	104	804	286	532	1,104	8,096	14,417	10,759	18,879
Other British Possessions . . .	85	100	78	12	289	3,005	2,640	3,461	605	4,191
TOTAL BRITISH EMPIRE	3,426	4,001	9,042	11,001	20,388	1,66,094	2,60,671	5,26,472	5,35,642	5,04,374
China (exclusive of Hong- kong and Macão)	10	60	110	351	254	805	1,459	2,765	6,785	3,934
United States of America— Via Atlantic Coast	90,572	217,220	70,958	43,638	839	9,68,736	25,91,195	6,78,981	4,33,647	18,120
.. Pacific	4,172	699	9,063	21,174	66	61,419	31,700	1,09,578	1,81,488	2,256
Other Foreign Countries . . .	159	305	66	159	65	4,648	4,200	1,225	3,418	1,468
TOTAL FOREIGN COUNTRIES	94,913	218,284	80,199	65,322	1,214	10,35,168	26,28,614	7,92,549	6,25,288	25,772
Share of Bengal	97,725	222,850	88,999	75,719	14,936	11,83,608	28,83,852	13,16,375	11,51,201	6,07,003
.. Bombay	594	304	241	113	63	10,999	4,236	3,635	1,564	1,113
.. Sind	20	15	..	640	740	..
.. Madras	1	..	1	6,683	24	92	..	66	32,022
.. Burma	90	7	475	1,105	11	6,930	8
TOTAL	93,336	223,245	89,241	76,323	21,632	12,00,262	28,99,285	13,19,021	11,60,930	6,00,146

GENERAL EXPORTS

(702)

INDIAN MERCHANDISE

No. 11—continued

ARTICLES, AND COUNTRIES OF FINAL DESTINATION; ALSO SHARE OF EACH PROVINCE	QUANTITY					VALUE				
	1930-31	1931-32	1932-33	1933-34	1934-35	1930-31	1931-32	1932-33	1933-34	1934-35
						R	R	R	R	R
Textiles—continued										
Jute—continued										
MANUFACTURES—continued										
<i>Total value of Jute manu- factures (including Twist and Yarn)—</i>										
United Kingdom (including Channel Islands)	—	—	—	—	—	1,81,70,381	1,80,39,640	1,74,60,830	1,60,21,088	1,59,07,835
Irish Free State (a)	—	—	—	—	—	—	—	—	47,200	3,91,302
Cyprus	—	—	—	—	—	13,080	58,451	85,093	39,147	70,242
Palestine	—	—	—	—	—	13,960	61,081	28,309	25,048	44,237
Aden and Dependencies	—	—	—	—	—	62,659	1,16,250	60,167	62,157	47,844
Bahrain Islands	—	—	—	—	—	7,380	8,600	17,109	6,550	3,780
Ceylon (excluding Maldives)	—	—	—	—	—	8,80,915	8,47,000	3,87,904	5,82,387	5,79,374
Straits Settlements	—	—	—	—	—	48,71,544	52,80,656	45,01,222	41,69,696	10,85,090
Federated Malay States	—	—	—	—	—	2,150	9,982	18,544	50,950	40,131
British Borneo	—	—	—	—	—	3,800	5,010	4,500
Hongkong	—	—	—	—	—	60,90,221	70,42,809	65,60,679	47,60,337	28,48,416
Gambia	—	—	—	—	—	3,224	5,536	6,309	76,774	56,420
Sierra Leone	—	—	—	—	—	17,060	7,159	30,555	1,64,078	3,01,747
Gold Coast (including British Mandated Territory of Togoland)	—	—	—	—	—	6,19,658	4,95,538	6,92,585	8,80,602	7,70,109
Nigeria (including British Mandated Territory of Cameroon)	—	—	—	—	—	6,27,865	5,79,430	8,11,056	11,33,346	16,89,331
Protectorate of South-West Africa	—	—	—	—	—	7,887
Union of South Africa	—	—	—	—	—	92,33,830	99,88,720	64,80,144	55,53,995	75,75,333
Zanzibar and Pemba	—	—	—	—	—	1,65,072	1,07,980	1,08,559	86,151	75,196
Kenya Colony	—	—	—	—	—	18,70,436	11,04,361	17,26,764	14,25,407	13,01,689
Tanganyika Territory	—	—	—	—	—	2,23,158	1,07,790	1,10,628	2,06,492	2,84,125
Anglo-Egyptian Sudan	—	—	—	—	—	7,50,821	5,33,408	7,74,318	9,70,895	12,01,161
Mauritius and Dependencies	—	—	—	—	—	13,13,687	7,74,186	6,62,449	8,13,968	9,58,319
Seychelles	—	—	—	—	—	15,485	8,874	14,715	13,944	9,545
Canada— Vid Atlantic Coast	—	—	—	—	—	86,77,956	58,21,343	58,58,002	81,97,580	64,20,880
“ Pacific “	—	—	—	—	—	6,82,838	7,66,518	9,58,537	6,81,626	8,99,940
British West India Islands (excluding Bahamas)	—	—	—	—	—	12,00,017	11,27,054	11,08,421	12,66,189	9,18,860
British Honduras	—	—	—	—	—	3,120	3,350	6,800	25,514	20,771
British Guiana	—	—	—	—	—	4,05,430	4,11,522	5,85,075	4,88,003	3,65,467
Commonwealth of Australia	—	—	—	—	—	3,57,83,946	2,43,59,000	3,32,65,921	2,43,13,200	1,99,20,793
Territory of Papua	—	—	—	—	—	1,12,198	1,83,140	3,07,037	2,16,708	2,34,443
New Zealand	—	—	—	—	—	50,12,952	24,91,973	23,63,365	34,77,326	36,87,206
Fiji Islands	—	—	—	—	—	2,850	55,960	71,155	60,641	72,340
Other British Possessions	—	—	—	—	—	2,451	7,486	6,835	1,163	225
TOTAL BRITISH EMPIRE	—	—	—	—	—	9,68,22,790	7,39,42,403	8,55,36,564	7,58,32,695	6,87,57,210
Union of Socialist Soviet Republic—										
Southern	—	—	—	—	—	13,576	17,588	95,472	2,59,922	3,16,244
Pacific Ports (In Asia)	—	—	—	—	—	8,10,700	30,18,520	15,23,606
Sweden	—	—	—	—	—	27,215	18,450	15,950	11,500	19,997
Norway	—	—	—	—	—	18,73,539	17,09,036	7,50,381	16,32,432	10,21,505
Denmark	—	—	—	—	—	4,08,240	2,44,776	1,02,833	42,270	..
Germany	—	—	—	—	—	9,41,296	6,49,605	9,18,119	4,55,059	2,25,127
Netherlands	—	—	—	—	—	8,38,835	2,90,217	3,30,241	3,54,341	2,59,828
Belgium	—	—	—	—	—	28,71,503	14,01,748	14,50,598	19,81,942	16,12,390
France	—	—	—	—	—	3,24,862	1,85,999	1,83,532	1,65,806	1,72,793
Spain	—	—	—	—	—	8,694
Italy (including Fiume)	—	—	—	—	—	27,012	33,150	20,433	26,212	..
Austria	—	—	—	—	—	7,000
Bulgaria	—	—	—	—	—	15,548	59,631	39,706	22,264	4,500

(a) Separately shown from 1933-34.

No. 11—continued

ARTICLES, AND COUNTRIES OF FINAL DESTINATION; ALSO SHARE OF EACH PROVINCE	QUANTITY					VALUE				
	1930-31	1931-32	1932-33	1933-34	1934-35	1930-31	1931-32	1932-33	1933-34	1934-35
						R	R	R	R	R
Textiles—continued										
Jute—continued										
MANUFACTURES—continued										
<i>Total value of jute manu- factures (including Twist and Yarn)—continued</i>										
Roumania	—	—	—	—	—	1,55,546	1,51,464	1,69,831	1,72,105	1,22,988
Greece (including Crete)	—	—	—	—	—	14,78,369	15,89,208	5,16,083	5,14,236	8,14,188
Turkey, European	—	—	—	—	—	4,83,246	6,26,058	10,79,890	11,53,092	10,67,331
Turkey, Asiatic	—	—	—	—	—	6,84,458	6,63,315	13,59,090	13,20,756	7,92,301
Syria	—	—	—	—	—	28,202	87,196	17,392	15,390	21,823
Mesopotamian Territory and Trucial Oman	—	—	—	—	—	22,654	51,495	43,089	33,736	39,195
Other Native States in Arabia	—	—	—	—	—	11,024	2,952	4,189	6,291	4,740
Iraq	—	—	—	—	—	7,13,743	6,31,006	3,73,915	3,80,444	4,03,424
Iran	—	—	—	—	—	1,12,106	3,67,600	2,52,331	2,25,588	2,47,984
Honjam Island	—	—	—	—	—	..	570	24,062	..	150
Sumatra	—	—	—	—	—	3,50,879	2,16,420	2,39,178	2,10,602	2,36,368
Java	—	—	—	—	—	1,03,38,290	99,22,793	42,97,537	35,68,239	27,53,272
Borneo (Dutch)	—	—	—	—	—	66,154	19,175	1,21,320	1,30,991	1,06,051
Celebes and other Islands	—	—	—	—	—	6,63,380	3,10,603	3,32,170	6,58,239	6,62,201
Siam	—	—	—	—	—	14,23,954	18,50,456	31,53,351	30,88,950	99,30,074
French Indo-China	—	—	—	—	—	17,85,919	13,31,670	22,76,392	17,31,115	27,33,566
Philippines	—	—	—	—	—	41,05,269	34,82,465	45,35,618	40,09,965	27,53,230
Formosa	—	—	—	—	—	11,30,924	10,26,889	7,45,112	3,52,955	7,48,362
China (exclusive of Hong- kong and Macao)	—	—	—	—	—	20,04,073	10,19,010	5,73,429	3,84,103	4,00,907
Japan	—	—	—	—	—	17,50,275	12,87,984	24,83,839	14,10,672	43,00,858
Egypt	—	—	—	—	—	71,57,868	54,59,243	42,99,693	64,25,145	67,40,616
Tripoli (Libya)	—	—	—	—	—	2,788	11,100	6,300	2,550	3,750
Tunis	—	—	—	—	—	59,692	5,527	550
Morocco (a)	—	—	—	—	—	1,89,937	1,39,557	1,22,105
Morocco Spanish(b)	—	—	—	—	—	59,379	14,795
Morocco Tangier (b)	—	—	—	—	—	98,004	1,37,613
Spanish West Africa	—	—	—	—	—	..	24,147	802
French West Africa (includ- ing French Mandated territories of Togoland and Cameroun)	—	—	—	—	—	1,12,337	1,62,479	1,27,438	2,39,602	5,44,801
Belgian Congo (including Luanda Urundi)	—	—	—	—	—	..	17,000
Portuguese West Africa	—	—	—	—	—	4,50,182	3,65,007	4,86,523	4,44,525	6,20,597
Portuguese East Africa	—	—	—	—	—	39,39,507	34,78,553	31,00,103	26,66,137	34,07,415
Madagascar and Kerguelon	—	—	—	—	—	4,08,224	2,59,049	3,03,703	4,47,739	1,07,273
Réunion	—	—	—	—	—	57,743	12,500
Italian East Africa (Somal- land and Eritrea)	—	—	—	—	—	49,371	38,039	49,112	76,511	63,392
French Somaliland	—	—	—	—	—	74,491	50,659	95,100	69,265	59,345
United States of America—										
<i>Via Atlantic Coast</i>										
Cuba	—	—	—	—	—	9,20,95,704	6,04,17,632	4,42,38,998	5,55,89,930	4,94,50,415
Hayti and St. Domingo	—	—	—	—	—	1,72,38,196	92,15,477	1,00,56,763	1,21,09,096	1,16,01,822
Porto Rico	—	—	—	—	—	1,01,80,565	53,13,369	44,41,617	38,22,082	57,22,470
French West Indies (Guade- loupe and Martinique)	—	—	—	—	—	6,78,860	5,58,602	6,63,300	6,74,679	6,37,536
Mexico	—	—	—	—	—	20,92,884	15,39,558	14,57,011	8,94,419	15,39,047
Guatemala	—	—	—	—	—	8,159	..	5,356
Honduras (not British)	—	—	—	—	—	57,079	19,640	15,692	10,975	23,886
San Salvador	—	—	—	—	—	14,064	45,037	19,062	10,131	23,192
Nicaragua	—	—	—	—	—	10,000	817
Costa Rica	—	—	—	—	—	52,004	52,031	49,938	1,865	810
Colombia	—	—	—	—	—	72,093	80,070	45,200	82,005	1,04,305
Panama (including Panama Canal Zone)	—	—	—	—	—	47,289	51,326	78,522	96,245	47,890
Venezuela	—	—	—	—	—	38,255	3,397	62,613	38,543	57,020
Dutch Guiana	—	—	—	—	—	13,140	50,080	1,28,410	37,804	39,060
Brazil	—	—	—	—	—	10,250	15,850	10,300	20,501	31,725
Dutch Guiana	—	—	—	—	—	26,227	54,654	43,176	19,142	35,647
Brazil	—	—	—	—	—	19,545	..	15,602	8,440	..

(a) Discontinued from 1933-34.

(b) Separately specified from 1933-34.

GENERAL EXPORTS

(704)

INDIAN MERCHANDISE

No. 11—continued

ARTICLES, AND COUNTRIES OF FINAL DESTINATION; ALSO SHARE OF EACH PROVINCE	QUANTITY					VALUE				
	1930-31	1931-32	1932-33	1933-34	1934-35	1930-31	1931-32	1932-33	1933-34	1934-35
Textiles—continued						R	R	R	R	R
Jute—concluded										
MANUFACTURES—concluded										
Total value of jute manufactures (including Twist and Yarn)—concluded										
Paraguay	—	—	—	—	—	18,774	24,181	1,84,092	1,61,401	1,83,265
Uruguay	—	—	—	—	—	22,19,052	11,54,332	10,31,271	11,84,666	8,91,568
Argentine Republic (including the Atlantic Coast of Patagonia)	—	—	—	—	—	3,30,99,395	1,38,74,902	2,66,00,395	2,11,80,272	2,67,03,413
Chile (including the Pacific Coast of Patagonia)	—	—	—	—	—	46,15,504	5,55,560	11,91,905	25,71,558	9,24,074
Peru	—	—	—	—	—	20,40,467	15,16,811	19,76,024	19,90,641	22,93,438
Ecuador	—	—	—	—	—	2,48,436	2,20,764	1,00,727	2,05,041	1,51,575
Bolivia	—	—	—	—	—	22,089	1,150	8,439	14,984	13,050
Hawaii	—	—	—	—	—	34,20,548	28,80,029	23,99,452	23,00,902	20,63,830
Other Islands in the Pacific	—	—	—	—	—	2,958	11,503	3,210	12,063	1,09,865
Other Foreign Countries	—	—	—	—	—	..	4,081	3,595	588	180
TOTAL "FOR ORDERS" CARGOES (a)	—	—	—	—	—	—	—	—	—	80,961
TOTAL FOREIGN COUNTRIES	—	—	—	—	—	22,21,21,721	14,03,00,066	13,15,81,03	13,79,16,616	14,59,25,061
Share of Bengal	—	—	—	—	—	31,84,69,303	31,86,17,329	21,55,41,14	21,33,27,590	31,41,31,133
" Bombay	—	—	—	—	—	4,32,773	5,61,014	5,17,305	3,37,953	3,94,523
" Sind	—	—	—	—	—	30,343	50,221	48,964	44,990	57,594
" Madras	—	—	—	—	—	20,882	10,444	7,842	30,905	95,985
" Burma	—	—	—	—	—	710	3,030	2,543	7,545	882
TOTAL	—	—	—	—	—	31,89,44,511	21,92,42,529	21,71,17,672	21,37,49,813	21,46,83,177
Total value of Jute, Raw and Manufactures	—	—	—	—	—	44,77,91,205	33,11,23,152	31,44,21,041	32,30,70,020	32,33,04,093
Rhea, Ramie or China Grass (II. Q)—	Cwts.	Cwts.	Cwts.	Cwts.	Cwts.					
United Kingdom (including Channel Islands)	832	34,470
Commonwealth of Australia	171	18,850
Other British Possessions	199	5,464
Total British Empire	1,302	58,793
TOTAL FOREIGN COUNTRIES	141	2,603
Share of Bengal	1,443	69,456
Silk—										
Raw (II. O)—	Lbs.	Lbs.	Lbs.	Lbs.	Lbs.					
United Kingdom (including Channel Islands)	3,381	1,500	..	28,168	8,813	..
Other British Possessions	905	525	605	696	944	3,870	2,903	2,250	2,450	2,750
TOTAL BRITISH EMPIRE	4,286	525	605	2,196	944	32,038	2,900	2,250	11,263	2,750
France	1,389	9,378
Italy (including Fiume)	2,496	15,895
Austria	1,134	12,717
Maskat Territory and Trucial Oman	2,130	..	800	3,026	1,362	19,592	..	3,100	6,785	4,100
Siam	18,470	..	4,027	6,181	20,648	1,80,343	..	24,518	29,508	78,060
Other Foreign Countries	136	750	..	240	..	800	3,000	..	800	..
TOTAL FOREIGN COUNTRIES	21,370	4,635	4,827	9,447	22,010	2,13,451	28,214	27,618	37,003	82,700

(a) Specified separately from 1934-35 and subject to subsequent adjustment.

No. 11—continued

ARTICLES, AND COUNTRIES OF FINAL DESTINATION ; ALSO SHARE OF EACH PROVINCE	QUANTITY					VALUE				
	1930-31	1931-32	1932-33	1933-34	1934-35	1930-31	1931-32	1932-33	1933-34	1934-35
Textiles—continued										
Silk—continued	Lbs.	Lbs.	Lbs.	Lbs.	Lbs.	R	R	R	R	R
Raw (H. O)—continued										
Share of Bengal	36	600	300	2,100
.. Bombay	21,300	300	4,427	6,456	20,216	2,02,634	3,300	26,068	30,458	77,160
.. Sind	4,820	4,380	1,005	6,186	2,082	42,565	27,814	3,800	17,898	6,950
.. Burma	56	300
TOTAL	26,166*	5,160*	5,432*	11,642*	22,054*	2,45,489*	31,114*	20,808*	48,356*	85,510*
Chazam or waste (H. O)—	Lbs.	Lbs.	Lbs.	Lbs.	Lbs.					
United Kingdom (including Channel Islands)	28,890	4,295	..	113,065	92,515	51,753	10,971	..	94,934	57,020
Ceylon (excluding Maldives)	10	2	25	3
TOTAL BRITISH EMPIRE.	28,900	4,295	..	113,065	92,517	51,778	10,971	..	94,934	57,023
Germany	8,024	10,070	2,320	8,400
France	314,084	280,175	42,384	161,733	174,317	1,08,281	1,13,863	11,640	40,348	37,904
Italy (including Fiume)	166,496	212,046	25,984	145,030	386,482	2,41,056	1,07,980	7,445	49,892	71,618
Other Foreign Countries	416	..	5,428	38	..	400	..	1,820	100	..
[TOTAL FOREIGN COUNTRIES	480,996	498,221	73,796	316,025	571,776	4,40,637	2,21,843	20,011	92,720	1,17,922
Share of Bengal	146,920	71,997	46,812	122,149	237,398	1,27,069	21,245	19,866	33,927	55,677
.. Bombay	51,936	102,142	25,984	67,592	143,672	1,10,679	33,131	7,415	16,975	32,892
.. Sind	94,456	86,687	11,000	192,623	94,170	1,47,806	38,451	600	1,30,611	57,697
.. Madras	217,554	241,630	..	46,836	185,057	97,966	39,987	..	6,141	28,223
.. Burma	1,095	456
TOTAL	509,895*	502,456*	73,796*	429,090*	604,202*	4,92,420*	2,32,814*	20,911*	1,87,654*	1,74,945*
Cocoons (H. O)—	Lbs.	Lbs.	Lbs.	Lbs.	Lbs.					
United Kingdom (including Channel Islands)	59,250	18,500	39,755	7,750	56	88,875	27,760	57,055	11,625	40
Italy (including Fiume)	53,453	1,650	65,292	698
Other Foreign Countries	2,240	7,206	..	56	..	2,000	3,501	..	25	..
TOTAL FOREIGN COUNTRIES	55,893	8,356	..	56	..	67,292	4,199	..	25	..
Share of Bengal	59,250	18,500	39,700	7,206	56	88,875	27,760	57,375	11,650	40
.. Bombay	8,764	..	55	10,192	..	80
.. Sind	44,689	11,650	55,100	698
.. Madras	2,240	7,306	3,000	3,501
TOTAL	114,948*	27,356*	39,755*	7,806*	56*	1,56,167*	31,949*	57,955*	11,650*	40*
Total Silk, Raw—	Lbs.	Lbs.	Lbs.	Lbs.	Lbs.					
United Kingdom (including Channel Islands)	91,521	22,735	39,755	122,815	92,571	1,63,801	38,721	57,955	1,15,372	57,060
Other British Possessions	915	525	605	695	946	3,395	2,900	2,250	2,450	2,763
[TOTAL BRITISH EMPIRE	92,436	23,260	40,360	123,510	93,517	1,72,696	41,621	60,205	1,17,822	59,813
*Of these, quantities and values stated below represent the silk of wild worms, namely, tasar, munga, eria, and other wild silk :—										
Reeled silk	1,120	1,120	1,120	8,600	5,000	4,000
Chazam or waste	114,470	209,825	42,000	62,257	397,438	64,340	78,082	11,113	10,048	57,404
Cocoons	59,260	4,850	32,500	7,806	56	88,875	2,101	48,760	11,650	40

GENERAL EXPORTS

(706)

INDIAN MERCHANDISE

No. 11—continued

ARTICLES, AND COUNTRIES OF FINAL DESTINATION; ALSO SHARE OF EACH PROVINCE	QUANTITY					VALUE				
	1930-31	1931-32	1932-33	1933-34	1934-35	1930-31	1931-32	1932-33	1933-34	1934-35
Textiles—continued										
Silk—continued										
Raw (II. O)—concluded										
Total Silk, Raw—continued										
Germany	8,680	10,976	2,345	8,400
France	316,324	294,770	42,384	161,733	174,317	2,00,281	1,26,742	11,646	40,348	37,904
Italy (including Fiume)	219,948	216,192	25,984	145,630	386,482	3,07,248	1,24,514	7,445	49,892	71,618
Austria	1,134	12,717
Maskat Territory and Trucial Oman	2,130	..	800	3,026	1,362	19,592	..	3,100	6,785	4,100
Siam	13,470	..	4,027	6,181	20,648	1,80,342	..	24,518	29,598	78,660
Other Foreign Countries	652	750	5,428	278	..	1,200	3,000	1,320	900	..
TOTAL FOREIGN COUNTRIES	568,558	511,712	78,623	325,528	693,785	7,21,380	2,54,266	48,529	1,29,838	2,00,682
Share of Bengal	305,206	90,497	36,512	129,945	238,054	2,16,244	48,995	70,741	45,677	57,817
.. Bombay	81,999	102,942	30,466	74,048	163,788	3,32,405	36,431	33,693	47,433	1,10,062
.. Sind	143,965	92,697	2,005	197,799	96,252	2,45,461	1,16,963	4,400	1,48,699	63,667
.. Madras	219,824	248,336	..	46,836	188,057	99,966	93,438	..	6,141	28,223
.. Burma	1,151	756
TOTAL	650,994	534,972	118,983	448,538	687,302	8,94,076	2,95,377	1,08,734	2,47,660	2,60,495
MANUFACTURES—										
Goods of silk mixed with other materials (III. R)—										
Aden and Dependences	9,040	3,400	500	14,200	7,500	1,000	..
Ceylon (excluding Maldives)	154,553	405	213,273	10,990	78,398	60,813	410	86,114	6,668	38,622
Straits Settlements	19,637	64	11,211	..	1,823	28,983	90	9,816	..	3,033
Other British Possessions	2,171	474	1,410	48	7,888	3,410	450	1,080	44	7,804
TOTAL BRITISH EMPIRE	176,361	9,983	229,294	11,544	88,109	83,206	15,150	1,04,460	7,712	50,359
Tunis	11,121	26,350	..
United States of America— Via Atlantic Coast	2,300	..	2,750	2,700	..	6,250	..	5,200	10,600
Other Foreign Countries	100	465	1,753	..	208	150	1,450	4,106	..	67
TOTAL FOREIGN COUNTRIES	100	2,765	1,753	13,871	2,908	150	6,700	4,103	31,550	10,667
Share of Bengal	2,300	6,075	16,066	21,553	..	6,250	10,955	35,282	27,168
.. Bombay	750	9,755	4,053	500	1,883	1,670	15,900	7,806	1,000	2,705
.. Madras	175,711	693	220,919	8,860	67,581	81,686	700	89,805	2,980	31,163
TOTAL	176,461	12,748	231,047	25,415	91,017	83,356	21,850	1,08,566	39,282	61,026
Piecegoods (III. R)—										
United Kingdom (including Channel Islands)	3,509	32	1,538	11,240	10,975	5,455	42	3,640	12,905	12,641
Ceylon (excluding Maldives)	2,638	753	33,078	20,697	86,110	3,308	1,472	31,960	13,169	89,469
Straits Settlements	100	2,795	..	46	2,537	200	4,260	..	177	8,960
Federated Malay States	3,620	1,062	3,600	5,412
Other British Possessions	1,085	..	1,057	338	3,700	2,625	..	1,450	2,104	3,255
TOTAL BRITISH EMPIRE	10,952	3,580	25,673	32,321	104,384	16,088	5,774	37,050	28,365	1,19,737
Tunis	5,485	11,000
Other Foreign Countries	3,348	1,796	950	2,676	6,070	5,550	3,460	2,050	2,815	9,800
TOTAL FOREIGN COUNTRIES	3,348	1,796	6,435	2,676	6,070	5,550	3,460	13,050	2,815	9,800

No. 11—continued

ARTICLES, AND COUNTRIES OF FINAL DESTINATION; ALSO SHARE OF EACH PROVINCE	QUANTITY					VALUE				
	1930-31	1931-32	1932-33	1933-34	1934-35	1930-31	1931-32	1932-33	1933-34	1934-35
Textiles—continued						₹	₹	₹	₹	₹
Silk—continued										
MANUFACTURES—continued	Yards	Yards	Yards	Yards	Yards					
Piecegoods (III.R)—contd.										
Share of Bengal . . .	9,359	4,280	9,667	12,980	14,304	12,605	6,700	23,440	15,005	26,697
" Bombay . . .	2,183	296	350	1,518	5,356	4,425	960	650	2,330	6,944
" Madras . . .	2,738	733	32,091	20,953	20,584	3,508	1,517	26,110	13,652	26,222
" Burma . . .	20	37	..	46	210	100	57	..	183	204
TOTAL . . .	14,300	5,376	42,108	35,497	110,454	20,638	9,234	50,100	31,170	1,29,037
Thread for sewing (III.R)—	Lbs.	Lbs.	Lbs.	Lbs.	Lbs.					
TOTAL BRITISH EMPIRE . . .	1,162	1,300	1,127	650	..	4,200	2,800	2,850	2,400	..
TOTAL FOREIGN COUNTRIES	605	512	400	..	836	1,925	1,850	1,000	..	800
Share of Bengal	327	500
" Bombay . . .	1,767	1,812	1,200	650	336	6,125	4,150	3,350	2,400	800
TOTAL . . .	1,767	1,812	1,527	650	836	6,125	4,150	3,850	2,400	800
Other sorts (III.R)—	Lbs.	Lbs.	Lbs.	Lbs.	Lbs.					
Aden and Dependences . . .	80	400	1,538	1,500	1,550	500	800	4,025	5,050	5,900
Other British Empire . . .	64	112	5	232	76	382	308	11	1,100	520
TOTAL BRITISH EMPIRE	144	512	1,543	1,732	1,626	882	1,108	4,036	6,150	6,420
United States of America via Atlantic Coast	80	..	17	40,425	..	100
Other Foreign Countries . . .	450	322	474	450	450	1,200	2,200	1,630	2,550	2,000
TOTAL FOREIGN COUNTRIES	450	322	554	450	467	1,200	2,200	42,055	2,550	2,100
Share of Bengal . . .	24	..	10	..	20	216	..	25	..	40
" Bombay . . .	530	824	2,132	2,050	2,073	1,700	3,244	45,155	8,100	8,480
" Madras . . .	40	7	5	103	..	166	60	11	585	..
" Burma	1	..	29	4	..	16	..
TOTAL . . .	594	834	2,147	2,182	2,093	2,082	3,303	6,091	8,700	8,520
Total value of Silk manu- factures—										
United Kingdom (including Channel Islands) . . .	—	—	—	—	—	5,625	290	3,640	12,905	15,921
Aden and Dependences . . .	—	—	—	—	—	4,700	17,400	14,276	8,450	7,400
Ceylon (excluding Mal- dives) . . .	—	—	—	—	—	54,353	1,942	1,18,585	20,422	1,28,091
Straits Settlements . . .	—	—	—	—	—	29,188	4,760	9,816	177	12,893
Federated Malay States . . .	—	—	—	—	—	4,950	..	952	1,200	5,412
Other British Possessions	—	—	—	—	—	4,665	450	1,722	1,463	6,799
TOTAL BRITISH EMPIRE	—	—	—	—	—	1,08,376	24,832	1,48,996	44,617	1,76,516
Tunis	—	—	—	—	—	14,800	26,350	..
United States of America— via Atlantic Coast . . .	—	—	—	—	—	3,750	7,750	41,625	5,215	14,350
Other Foreign Countries . . .	—	—	—	—	—	5,075	5,060	3,788	5,350	8,617
TOTAL FOREIGN COUNTRIES	—	—	—	—	—	8,825	12,710	60,211	36,916	22,967

GENERAL EXPORTS

(708)

INDIAN MERCHANDISE

No. 11—continued

ARTICLES, AND COUNTRIES OF FINAL DESTINATION; ALSO SHARE OF EACH PROVINCE	QUANTITY					VALUE				
	1930-31	1931-32	1932-33	1933-34	1934-35	1930-31	1931-32	1932-33	1933-34	1934-35
Textiles—continued						R	R	R	R	R
Silk—concluded										
MANUFACTURES—concluded										
<i>Total value of silk manu- factures—continued</i>										
<i>Share of Bengal . . .</i>	—	—	—	—	—	12,321	11,950	31,020	50,287	53,806
<i>“ Bombay . . .</i>	—	—	—	—	—	13,920	24,254	58,361	13,330	10,929
<i>“ Madras . . .</i>	—	—	—	—	—	85,360	2,277	1,15,026	17,217	1,26,445
<i>“ Burma . . .</i>	—	—	—	—	—	100	61	..	198	204
TOTAL	—	—	—	—	—	1,12,201	38,542	2,09,207	81,532	1,09,383
<i>Total value of Silk, Raw and Manufactures</i>	—	—	—	—	—	10,06,277	3,34,419	3,17,941	3,29,192	4,59,878
Wool— Raw (II. P)—	Lbs.	Lbs.	Lbs.	Lbs.	Lbs.					
<i>United Kingdom (including Channel Islands) . . .</i>	26,609,278	35,340,350	27,831,133	43,421,332	25,685,145	2,27,35,471	2,49,54,265	92,79,091	1,45,82,224	92,18,273
<i>Canada— Via Atlantic Coast . . .</i>	127,439	238,087	52,202	70,682
<i>Other British Possessions . . .</i>	224	56	145	60
TOTAL BRITISH EMPIRE	26,609,278	35,340,350	27,831,133	43,548,995	25,923,288	2,27,35,471	2,49,54,265	92,79,091	1,46,34,571	92,89,015
<i>Poland . . .</i>	16,800	11,760	5,000	5,250
<i>Germany . . .</i>	317,838	248,830	316,058	531,747	189,541	2,45,762	1,42,325	1,24,116	2,25,727	69,372
<i>Netherlands . . .</i>	11,010	1,554	20,680	823,228	332,933	8,089	800	14,445	1,36,090	1,24,737
<i>Belgium . . .</i>	976,913	496,327	1,093,382	2,746,578	1,340,750	6,22,166	2,32,358	4,70,306	11,50,147	5,73,985
<i>France . . .</i>	114,698	248,974	449,655	947,914	581,890	1,01,500	1,28,668	1,89,653	3,56,470	1,75,150
<i>Italy (including Fiume) . . .</i>	91,167	14,896	18,700	135,873	34,042	48,885	8,666	5,993	55,196	17,577
<i>Greece . . .</i>	4,368	62,876	1,300	10,960
<i>Portuguese East Africa . . .</i>	..	42,401	25,230
<i>United States of America— Via Atlantic Coast . . .</i>	2,289,083	4,866,325	2,490,624	7,909,110	5,580,128	13,75,836	22,30,238	9,04,064	32,78,530	24,70,566
<i>Other Foreign Countries . . .</i>	15,504	5,500	16,687	10,954	18,896	4,700	2,080	4,675	5,180	6,540
TOTAL FOREIGN COUNTRIES	3,813,103	6,924,807	4,417,066	12,389,572	8,151,016	24,08,138	27,70,345	17,13,254	52,13,640	34,60,187
<i>Saree of Bengal . . .</i>	251,926	322,632	303,315	350,338	568,666	1,21,889	2,93,939	93,358	1,08,081	1,53,028
<i>“ Bombay . . .</i>	12,575,387	16,743,250	11,438,952	19,904,523	9,538,785	1,05,26,869	94,37,082	46,39,271	32,75,481	39,53,070
<i>“ Sind . . .</i>	17,115,375	23,335,008	20,049,892	34,565,584	22,777,402	1,43,25,447	1,79,16,885	61,70,682	1,12,72,467	84,14,180
<i>“ Madras . . .</i>	385,088	293,339	392,515	1,058,019	1,111,657	78,072	66,004	77,015	1,92,182	2,04,755
<i>“ Burma . . .</i>	54,800	50,400	64,115	..	80,854	21,339	10,900	12,719	..	19,692
TOTAL	30,482,376	41,265,157	32,248,819	55,888,567	34,075,204	2,51,43,809	2,77,24,610	1,09,92,945	1,98,48,211	1,27,49,752
MANUFACTURES— Carpets and Rugs (III. S)—	Lbs.	Lbs.	Lbs.	Lbs.	Lbs.					
<i>United Kingdom (including Channel Islands) . . .</i>	2,718,770	2,537,199	4,283,380	6,709,548	8,234,705	38,28,535	40,62,194	44,61,748	56,49,085	73,90,786
<i>Ceylon (excluding Maldives). . .</i>	339,168	443,388	467,796	519,116	511,048	1,48,186	1,77,524	1,97,201	1,90,261	1,59,395
<i>Straits Settlements . . .</i>	8,361	19,982	19,111	36,510	26,810	9,425	13,920	47,786	35,692	32,589
<i>Federated Malay States . . .</i>	5,598	4,612	2,123	2,369	4,750	7,218	5,930	2,916	3,481	3,033
<i>Union of South Africa . . .</i>	17,967	21,491	8,348	22,903	14,692	22,399	24,075	13,820	29,086	19,000
Canada—										
<i>Via Atlantic Coast . . .</i>	64,764	41,531	35,311	140,035	184,698	2,79,051	1,11,138	72,832	2,47,515	3,41,122
<i>“ Pacific “ . . .</i>	7,357	3,393	18,954	27,378	45,273	16,135	6,304	33,740	40,239	63,240
<i>Commonwealth of Australia . . .</i>	19,264	17,663	5,687	53,370	100,095	32,444	19,747	73,324	55,107	96,029
<i>New Zealand . . .</i>	11,992	7,303	9,269	7,274	14,926	19,752	9,108	12,757	6,096	13,215
<i>Other British Possessions . . .</i>	2,581	2,301	3,274	4,749	4,187	3,985	8,876	5,779	4,671	6,659
TOTAL BRITISH EMPIRE	3,216,232	4,098,968	4,913,753	7,523,252	9,142,389	43,67,680	44,39,506	49,26,902	62,61,327	81,22,068

No. 11—continued

ARTICLES, AND COUNTRIES OF FINAL DESTINATION; ALSO SHARE OF EACH PROVINCE	QUANTITY					VALUE				
	1980-81	1981-82	1982-83	1983-84	1984-85	1980-81	1981-82	1982-83	1983-84	1984-85
						₹	₹	₹	₹	₹
Textiles—continued										
Wool—continued										
MANUFACTURES—contd.										
Carpets and Rugs (III. S) —contd.	Lbs.	Lbs.	Lbs.	Lbs.	Lbs.					
Sweden	770	792	978	10,822	5,108	1,058	3,972	2,841	13,001	5,032
Germany	7,106	9,074	720	2,721	1,251	18,380	7,050	5,722	3,862	1,265
Netherlands	10,480	4,732	15,253	21,042	1,165	11,159	7,361	15,316	23,484	560
Belgium	746	4,136	..	450	2,850	1,640	6,278	..	400	4,165
France	7,775	3,539	1,000	170	300	11,708	6,562	5,091	1,285	1,262
Switzerland	2,449	1,052	308	166	..	11,620	3,240	3,170	1,100	..
Italy (including Flume)	3,918	2,612	474	1,576	11,186	12,362	4,971	1,640	2,800	4,654
Austria	8,800	..	84	24,000	..	420
Turkey, European	1,423	2,934	2,546	3,040	..	11,200	19,815	7,000	5,000	..
Syria	800	8,000	..
Java	109,127	74,303	80,777	108,324	61,387	1,05,815	69,056	73,960	80,379	48,041
Egypt	1,806	364	4,100	330	800	3,365	670	9,750	3,000	1,000
United States of America—										
<i>Vid Atlantic Coast</i>	757,123	476,326	718,451	648,966	713,400	19,88,902	10,03,348	10,23,016	7,30,534	6,57,801
<i>" Pacific "</i>	88,074	77,416	209,455	126,239	145,025	1,08,841	84,062	2,47,084	1,09,385	1,23,033
Argentine Republic (including the Atlantic Coast of Pata- gonia)	18,592	586	2,060	88,477	1,500	2,000
Other Foreign Countries	10,856	10,529	6,650	4,059	6,353	17,604	15,390	8,324	4,903	8,164
TOTAL FOREIGN COUNTRIES	1,015,244	667,920	1,049,551	929,101	950,975	23,36,621	12,38,004	14,23,463	10,04,923	8,59,297
Share of Bengal	2,554,042	3,389,668	4,229,178	6,440,186	7,750,753	35,51,097	33,65,204	43,74,670	53,79,143	68,69,314
<i>" Bombay</i>	<i>442,639</i>	<i>188,001</i>	<i>3,18,387</i>	<i>462,277</i>	<i>538,782</i>	<i>18,80,816</i>	<i>7,17,509</i>	<i>7,49,153</i>	<i>7,24,510</i>	<i>8,65,324</i>
<i>" Sind</i>	<i>227,962</i>	<i>208,306</i>	<i>398,311</i>	<i>298,228</i>	<i>394,224</i>	<i>5,36,926</i>	<i>4,21,798</i>	<i>6,56,767</i>	<i>4,62,980</i>	<i>3,65,117</i>
<i>" Madras</i>	<i>1,006,180</i>	<i>1,009,530</i>	<i>1,017,189</i>	<i>1,246,492</i>	<i>1,609,064</i>	<i>7,32,403</i>	<i>6,63,525</i>	<i>6,69,131</i>	<i>7,51,534</i>	<i>8,79,823</i>
<i>" Burma</i>	<i>703</i>	<i>1,292</i>	<i>239</i>	<i>4,660</i>	<i>551</i>	<i>3,059</i>	<i>4,374</i>	<i>644</i>	<i>8,483</i>	<i>1,737</i>
TOTAL	4,231,526	4,766,707	5,963,304	8,452,448	10,098,364	67,04,801	56,72,510	63,60,365	72,66,750	89,81,305
Piece-goods (I.I.S.)—	Yards	Yards	Yards	Yards	Yards					
TOTAL BRITISH EMPIRE	704	789	939	75	2,725	1,986	726	645	530	5,881
United States of America—										
<i>Vid Atlantic Coast</i>	5,740	13,121
<i>" Pacific "</i>	4,322	2,220	82,131	4,204	57,676	12,236	6,398	1,90,320	11,750	74,011
Other Foreign Countries	1,273	29	1,504	210	141	2,588	99	2,969	980	608
TOTAL FOREIGN COUNTRIES	5,595	2,249	89,375	4,414	57,817	14,824	6,497	2,12,419	12,710	74,650
Share of Bengal	4,743	2,220	34,205	4,254	58,549	14,621	6,398	2,00,300	12,250	76,343
<i>" Bombay</i>	<i>1,593</i>	<i>638</i>	<i>6,960</i>	<i>115</i>	<i>1,338</i>	<i>2,245</i>	<i>588</i>	<i>12,679</i>	<i>460</i>	<i>3,150</i>
<i>" Sind</i>	<i>..</i>	<i>25</i>	<i>10</i>	<i>720</i>	<i>141</i>	<i>..</i>	<i>75</i>	<i>40</i>	<i>530</i>	<i>608</i>
<i>" Madras</i>	<i>23</i>	<i>156</i>	<i>1391</i>	<i>..</i>	<i>514</i>	<i>44</i>	<i>162</i>	<i>145</i>	<i>..</i>	<i>391</i>
TOTAL	6,209	3,038	90,314	4,489	60,542	16,310	7,223	2,13,064	13,240	80,531
Shawls (I.I.S.)—	No.	No.	No.	No.	No.					
Aden and Dependencies	1,080	900	1,700	2,900	..	5,900	5,000	9,700	12,100
Ceylon (excluding Maldives)	5,089	212	20	125	102	8,422	556	300	816	260
Other British Possessions	402	156	4,894	700	1,210	3,400	2,615	10,491	3,900	4,800
TOTAL BRITISH EMPIRE	6,391	1,418	5,804	2,525	4,212	11,822	9,071	15,791	13,916	16,660

GENERAL EXPORTS

(710)

INDIAN MERCHANDISE

No. 11—continued

ARTICLES, AND COUNTRIES OF FINAL DESTINATION; ALSO SHARE OF EACH PROVINCE	QUANTITY					VALUE				
	1930-31	1931-32	1932-33	1933-34	1934-35	1930-31	1931-32	1932-33	1933-34	1934-35
	No.	No.	No.	No.	No.	Rs.	Rs.	Rs.	Rs.	Rs.
Textiles—continued										
Wool—continued										
MANUFACTURES—continued										
Shawls (III. S)—continued										
Maskat Territory and Trucial Oman	600	200	200	1,000	3,300	3,500	1,500	1,000	7,000	10,200
Other Native States in Arabia	1,162	260	492	1,335	2,150	7,385	2,000	3,900	7,450	10,950
United States of America—										
Via Pacific Coast	30,379	45,607
Other Foreign Countries	2	..	632	800	..	1,511
TOTAL FOREIGN COUNTRIES	1,764	30,839	1,324	2,335	5,450	11,685	49,107	6,411	14,450	21,150
Share of Bengal	30,431	4,423	46,117	4,174
" Bombay	2,166	1,663	2,213	4,335	9,460	15,085	11,775	17,217	28,250	37,300
" Sind	430	..	200	800	..	500
" Madras	5,939	30	..	25	2	8,408	346	..	116	10
" Burma	94	2	14	..	11
TOTAL	8,155	32,257	7,128	4,860	9,662	23,507	58,238	22,202	28,366	37,810
Other sorts (III. S)—										
United Kingdom (including Channel Islands)	18,416	128,442	55,318	32,804	51,870	18,231	25,163	17,085	4,335	11,691
Ceylon (excluding Maldives).	26,978	64,032	16,060	31,290	335	10,508	23,564	5,740	8,055	550
Straits Settlements	1,008	902	2,520	7,910	..	1,250	3,319	4,283	6,658	..
Hongkong	723	..	4,898	704	..	7,053	..
Canada—										
Via Atlantic Coast	284	1,804	524	..	1,400	428	5,658	730	..	1,593
" Pacific "	729	670	1,104	640	1,464	2,005	1,712	1,875	910	1,912
Other British Possessions	5,009	2,559	3,156	1,623	1,179	6,457	4,427	5,088	1,921	1,006
TOTAL BRITISH EMPIRE	52,514	200,122	78,682	79,163	56,248	39,879	64,547	35,701	28,942	16,812
Italy (including Fiume)	212	22,904	..	3,223	5,710
United States of America—										
Via Atlantic Coast	170,037	62,780	99,013	57,533	43,379	8,17,811	97,017	99,426	39,584	25,764
" Pacific "	89,526	24,308	46,389	21,750	24,466	67,907	40,303	54,406	21,785	25,259
Other Foreign Countries	5,285	6,127	2,816	430	2,078	11,713	5,794	5,322	885	4,370
TOTAL FOREIGN COUNTRIES	265,748	93,483	148,218	80,018	92,827	8,97,521	146,387	1,59,154	62,254	61,093
Share of Bengal	138,664	71,729	56,640	34,792	37,980	1,43,373	1,04,039	68,485	31,066	31,630
" Bombay	137,373	37,313	110,387	66,349	61,573	2,72,139	63,673	1,23,123	46,325	35,378
" Sind	23,744	5,801
" Madras	28,832	72,564	15,772	31,240	..	11,028	29,191	3,172	7,955	..
" Burma	13,343	111,460	40,601	26,800	35,778	9,310	13,931	5,075	3,350	4,490
TOTAL	318,262	293,555	226,900	159,181	149,075	4,36,400	2,10,884	1,94,855	91,198	77,005
Total value of Woollen manufactures—										
United Kingdom (including Channel Islands)	—	—	—	—	—	86,49,366	40,89,387	44,84,050	56,53,370	74,02,727
Aden and Dependencies	—	—	—	—	—	78	6,749	5,000	9,800	12,110
Ceylon (excluding Maldives)	—	—	—	—	—	1,67,516	2,01,821	2,03,886	1,98,660	1,58,506
Straits Settlements	—	—	—	—	—	12,925	22,249	52,069	42,350	33,289
Federated Malay States	—	—	—	—	—	7,818	6,528	2,915	3,931	4,833
Union of South Africa	—	—	—	—	—	22,899	25,025	13,820	29,036	10,000
Kenya Colony	—	—	—	—	—	8,837	3,596	7,056	4,091	1,536

No. 11—continued

ARTICLES, AND COUNTRIES OF FINAL DESTINATION; ALSO SHARE OF EACH PROVINCE	QUANTITY					VALUE				
	1930-31	1931-32	1932-33	1933-34	1934-35	1930-31	1931-32	1932-33	1933-34	1934-35
Textiles—continued										
Wool—concluded										
MANUFACTURES—concluded										
Total value of Woollen manufactures—continued										
Canada—										
<i>Via Atlantic Coast</i>	—	—	—	—	—	2,79,479	1,16,796	73,562	2,47,515	3,42,715
<i>" Pacific "</i>	—	—	—	—	—	18,140	8,016	44,742	41,150	66,452
Commonwealth of Australia	—	—	—	—	—	82,444	30,251	75,408	55,197	96,879
New Zealand	—	—	—	—	—	20,404	9,480	12,841	6,946	13,825
Other British Possessions	—	—	—	—	—	1,401	3,946	4,195	6,044	9,399
TOTAL BRITISH EMPIRE	—	—	—	—	—	44,20,367	45,13,850	49,79,039	63,05,215	81,01,421
Sweden	—	—	—	—	—	2,233	3,972	2,841	13,601	5,032
Germany	—	—	—	—	—	18,494	7,759	3,722	3,862	1,205
Netherlands	—	—	—	—	—	11,159	7,361	18,695	23,484	500
Belgium	—	—	—	—	—	1,640	6,278	..	400	4,165
France	—	—	—	—	—	11,733	6,672	2,091	1,285	1,252
Switzerland	—	—	—	—	—	11,520	3,240	1,170	1,100	..
Italy (including Fiume)	—	—	—	—	—	12,362	8,194	1,640	2,990	10,364
Austria	—	—	—	—	—	24,000	..	420
Turkey, European	—	—	—	—	—	11,200	19,815	7,600	5,600	..
Syria	—	—	—	—	—	1,875	8,000	..
Mascat Territory and Trucial Oman	—	—	—	—	—	4,050	1,800	1,346	7,000	10,750
Other Native States in Arabia	—	—	—	—	—	7,385	2,000	3,929	7,450	11,450
Java	—	—	—	—	—	1,06,115	69,656	78,960	86,379	48,041
Egypt	—	—	—	—	—	3,365	670	11,130	3,000	1,000
United States of America—										
<i>Via Atlantic Coast</i>	—	—	—	—	—	23,02,513	11,00,365	11,35,574	7,79,118	6,83,615
<i>" Pacific "</i>	—	—	—	—	—	1,83,574	1,76,430	6,97,769	1,42,920	2,23,284
Argentine Republic (including the Atlantic Coast of Patagonia)	—	—	—	—	—	38,477	1,825	2,000
Hawaii	—	—	—	—	—	2,150	..	5,345
Other Foreign Countries	—	—	—	—	—	25,806	120,793	10,635	6,423	12,092
TOTAL FOREIGN COUNTRIES	—	—	—	—	—	27,60,651	14,35,005	18,01,447	10,94,337	10,16,180
State of Bengal	—	—	—	—	—	37,09,491	40,21,308	46,47,629	54,22,459	69,77,292
Bombay	—	—	—	—	—	21,70,335	7,93,045	8,92,072	8,02,145	9,41,792
Sind	—	—	—	—	—	6,36,926	4,21,873	5,57,007	4,03,510	3,72,026
Madras	—	—	—	—	—	7,51,883	6,93,224	6,77,448	7,59,605	8,80,224
Burma	—	—	—	—	—	12,388	18,305	6,730	11,833	6,277
TOTAL	—	—	—	—	—	71,81,018	59,48,855	67,80,486	78,99,552	91,77,611
Total value of Wool and Woollens	—	—	—	—	—	3,28,24,627	3,86,73,465	1,77,73,431	2,72,47,768	2,19,27,368
OTHER TEXTILES—										
Raw (H. Q)—										
United Kingdom (including Channel Islands)	893	15,425	7,500	1,31,848
Germany	4,536	48,010	..
Netherlands	5,892	57,650	..
France	878	2,307	6,150	19,380
Belgium	1,607	12,500
Other Foreign Countries	..	2	..	90	300	..	500	..
TOTAL FOREIGN COUNTRIES	..	2	..	11,398	3,914	..	300	..	1,12,310	31,880
Share of Bengal	..	2	..	12,269	19,339	..	300	..	1,19,810	1,63,726

GENERAL EXPORTS

(712)

INDIAN MERCHANDISE

No. 11—continued

ARTICLES, AND COUNTRIES OF FINAL DESTINATION; ALSO SHARE OF EACH PROVINCE	QUANTITY					VALUE				
	1930-31	1931-32	1932-33	1933-34	1934-35	1930-31	1931-32	1932-33	1933-34	1934-35
						R	R	R	R	R
Textiles—continued										
Other Textiles—continued										
MANUFACTURED (III. T)—										
Ceylon (excluding Maldives)	—	—	—	—	—	4,06,826	3,35,034	2,34,433	3,808	2,41,528
Federated Malay States	—	—	—	—	—	8,019
Other British Possessions	—	—	—	—	—	4,100	9,920	3,538	86	2,082
TOTAL BRITISH EMPIRE	—	—	—	—	—	4,70,995	3,44,954	2,37,971	3,894	2,52,229
United States of America— Vid Atlantic Coast	—	—	—	—	—	7,222
Other Foreign Countries	—	—	—	—	—	1,500	800	1,500	266	7,327
TOTAL FOREIGN COUNTRIES	—	—	—	—	—	1,500	800	1,500	266	14,549
Share of Bengal	—	—	—	—	—	75	..	600	791	501
“ Bombay	—	—	—	—	—	1,600	..	1,500	..	1,200
“ Madras	—	—	—	—	—	4,09,680	3,45,654	2,37,371	3,369	2,64,770
“ Burma	—	—	—	—	—	1,240	307
TOTAL	—	—	—	—	—	4,72,495	3,46,654	2,39,471	4,160	2,60,778
Total value of Textile Raw Materials	—	—	—	—	—	62,60,79,239	38,04,00,927	31,86,15,964	40,29,29,948	47,57,81,084
Total value of Yarns and Textile Fabrics	—	—	—	—	—	37,95,13,493	27,40,83,377	25,76,87,636	24,89,12,870	25,13,36,001
Total value of Textiles, Raw and Manufactures	—	—	—	—	—	1,00,55,92,732	65,44,83,304	57,63,03,600	65,18,42,818	72,71,17,145
Tobacco—										
UNMANUFACTURED (I. J)—	Lbs.	Lbs.	Lbs.	Lbs.	Lbs.					
United Kingdom (including Channel Islands)	9,955,617	10,625,568	9,046,489	13,299,098	9,260,053	37,80,882	39,20,669	36,35,440	46,94,190	34,14,970
Irish Free State (a)	—	—	—	262,000	12,500	—	—	—	99,215	6,250
Aden and Dependencies	5,364,408	4,427,350	4,394,177	5,397,696	6,039,537	24,98,012	15,89,582	15,85,016	19,66,630	21,87,520
Ceylon (excluding Maldives)	129,808	151,302	80,720	214,968	275,474	45,817	38,586	20,220	62,143	82,068
Straits Settlements	2,518,072	1,555,399	800,867	1,166,769	1,236,396	9,00,526	6,16,828	3,00,314	3,87,086	3,72,566
Federated Malay States	1,238,337	735,650	386,221	511,691	689,080	4,59,840	3,04,778	1,59,365	1,50,638	2,03,650
Hongkong	916,936	2,649,514	428,496	711,840	1,185,913	1,03,855	2,32,300	38,383	55,067	65,279
British West India Islands (excluding Bahamas)	42,701	68,412	60,392	20,789	25,546	36,378
Other British Possessions	10,452	6,079	23,613	28,796	29,847	4,289	2,751	4,425	7,682	7,088
TOTAL BRITISH EMPIRE	20,128,630	20,150,862	15,203,284	21,681,460	18, 89,191	77,93,221	67,00,564	57,57,942	74,48,227	63,75,709
U. S. S. R.—										
Pacific ports (In Asia)	237,120	61,560
Denmark	26,100	29,320	26,528	5,898	11,345	9,946
Germany	295,216	..	101,491	12,500	..	31,527	..	17,434	1,250	..
Netherlands	2,341,461	645,359	1,666,649	3,512,446	1,420,307	2,80,520	1,29,629	3,99,449	410,288	1,90,141
Belgium	1,022,182	118,318	24,168	367,265	83,325	1,45,212	28,125	5,785	68,555	19,864
Turkey, Asiatic	..	68,250	21,385	35,616	11,550	2,315	7,420	..
Market Territory and Trucial Oman	47,036	30,992	35,998	14,392	19,712	4,854	2,903	11,782	1,385	1,741
Other Native States in Arabia	..	42,383	355,600	264,992	108,061	..	15,390	1,19,625	93,630	37,930
Siam	65,610	7,832	..	483	1,971	5,104	2,208	..	105	918
French Indo-China	..	66,474	..	2,240	31,850	..	1,120	..
China (exclusive of Hongkong and Macao)	108,000	216,000	71,820	2,068	9,020	20,000	21,760	7,144	230	700
Japan	8,840,958	8,099,518	3,144,652	3,312,988	5,808,670	14,04,260	10,06,732	9,45,051	937,790	11,14,058
Italian East Africa (Somali- land and Eritrea)	62,608	13,216	29,460	4,830
Other Foreign Countries	32,709	33,108	4,094	..	23,421	2,405	4,780	1,958	..	8,174
TOTAL FOREIGN COUNTRIES	7,841,880	5,275,770	5,689,520	7,524,900	7,560,096	18,79,320	13,61,142	15,62,579	15,64,777	13,70,486

(a) Separately shown from 1933-34.

No. 11—continued

ARTICLES, AND COUNTRIES OF FINAL DESTINATION; ALSO SHARE OF EACH PROVINCE	QUANTITY					VALUE				
	1930-31	1931-32	1932-33	1933-34	1934-35	1930-31	1931-32	1932-33	1933-34	1934-35
Tobacco—continued	Lbs.	Lbs.	Lbs.	Lbs.	Lbs.	R	R	R	R	
UNMANUFACTURED (I. J)— continued										
Share of Bengal	4,196,332	2,846,324	2,687,607	2,500,915	2,192,668	5,75,957	6,67,623	6,07,794	5,74,165	2,43,423
„ Bombay	5,176,343	4,298,679	4,875,207	5,005,810	6,024,942	25,00,358	15,78,314	17,86,789	20,57,169	22,00,243
„ Sind	47,036	30,992	6,580	14,392	21,000	4,564	2,903	862	1,385	1,866
„ Madras	16,961,550	14,524,910	12,251,094	12,350,085	16,323,174	53,92,460	52,15,466	46,71,778	61,62,240	60,65,186
„ Burma	2,689,219	3,725,727	1,142,316	1,235,268	1,782,503	6,98,903	5,97,420	2,71,598	2,18,115	2,38,547
TOTAL	27,970,510	25,426,632	20,892,804	20,206,470	26,349,287	96,72,541	80,61,726	78,40,521	90,18,004	77,55,256
MANUFACTURED—										
Cigars (I. J)—	Lbs.	Lbs.	Lbs.	Lbs.	Lbs.					
United Kingdom (including Channel Islands)	45,449	24,375	20,266	34,133	37,144	64,311	32,259	36,091	47,514	47,126
Aden and Dependencies . .	6,675	2,495	3,909	4,769	4,652	9,101	2,939	5,239	6,088	6,726
Ceylon (excluding Maldives)	12,447	11,855	17,079	11,088	7,984	14,518	13,276	15,046	16,320	11,609
Straits Settlements	116,090	58,662	27,810	6,312	11,512	1,00,682	58,269	24,088	4,615	7,958
Other British Possessions . .	3,607	2,168	1,840	1,107	3,580	6,844	3,848	3,272	1,880	2,919
TOTAL BRITISH EMPIRE	184,268	99,555	80,504	58,304	64,772	2,04,456	1,10,591	83,786	76,367	70,338
Iraq	2,369	1,644	3,449	1,164	3,259	4,708	2,668	5,248	2,193	5,276
Siam	20,591	4,092	797	202	12	19,687	4,042	822	292	12
Egypt	1,449	402	1,176	453	741	3,236	768	1,643	576	1,327
Other Foreign Countries . . .	11,095	11,838	4,022	4,161	1,707	13,584	14,711	3,601	5,417	2,589
TOTAL FOREIGN COUNTRIES	36,494	17,976	9,443	5,980	5,719	41,210	22,189	17,314	8,478	9,204
Share of Bengal	60	300	7,395	595	2,967	52	379	1,807	1,147	1,674
„ Bombay	3,385	2,592	4,171	2,224	3,498	7,002	4,347	6,628	3,886	5,794
„ Sind	1,616	12	1,070	12
„ Madras	65,878	41,978	28,472	24,149	26,303	80,328	47,748	36,440	32,101	30,929
„ Burma	160,439	71,045	49,897	37,316	37,723	1,58,384	79,236	52,163	47,711	47,146
TOTAL	219,762	117,531	89,947	64,284	70,491	2,45,666	1,32,780	95,050	84,845	85,542
Cigarettes (I. J)—	Lbs.	Lbs.	Lbs.	Lbs.	Lbs.					
Ceylon (excluding Maldives)	185,677	121,483	75,161	140,062	203,708	1,94,849	1,10,675	66,536	113,726	1,00,408
Straits Settlements	81,829	92,993	76,734	44,456	18,654	58,497	66,401	55,895	31,995	14,806
Federated Malay States . . .	64,250	80,853	101,605	68,323	77,787	51,747	70,268	82,252	63,156	72,163
Zanzibar and Pemba	5,005	7,273	6,860	2,543	1,441	4,550	5,150	4,650	2,400	1,760
Other British Possessions . .	4,138	4,300	3,933	1,370	2,245	5,710	4,100	2,958	2,487	1,740
TOTAL BRITISH EMPIRE	340,899	312,902	264,193	257,554	3,03,735	3,14,853	2,65,594	2,12,211	2,12,768	2,50,405
TOTAL FOREIGN COUNTRIES	1,188	..	168	96	708	1,592	..	60	41	557
Share of Bengal	772	..	96	1,050	..	41	..
„ Bombay	6,673	7,593	7,413	3,130	3,611	6,907	6,094	5,778	4,185	5,091
„ Sind	594	768	468	567
„ Madras	336,308	301,401	256,948	254,634	300,124	3,07,340	2,57,794	2,66,573	2,08,578	2,45,464
„ Burma	413	2,136	1,740	728
TOTAL	342,087	312,902	264,361	257,650	304,503	3,16,445	2,65,594	2,12,351	2,12,804	2,51,022

GENERAL EXPORTS

(714)

INDIAN MERCHANDISE

No. 11—continued

ARTICLES, AND COUNTRIES OF FINAL DESTINATION; ALSO SHARE OF EACH PROVINCE	QUANTITY					VALUE				
	1930-31	1931-32	1932-33	1933-34	1934-35	1930-31	1931-32	1932-33	1933-34	1934-35
	Lbs.	Lbs.	Lbs.	Lbs.	Lbs.	R	R	R	R	R
Tobacco—continued										
<i>MANUFACTURED—continued</i>										
Other sorts (J. J.)—										
Ceylon (excluding Maldives)	52,272	42,024	13,748	37,067	18,117	18,595	8,155	2,700	0,933	3,211
Maldives	296,016	252,428	221,636	300,720	440,571	57,350	30,745	35,200	37,684	63,545
Straits Settlements . . .	25,001	5,016	5,346	6,012	14,269	15,055	5,040	2,559	2,479	3,509
Other British Possessions .	12,542	6,132	8,793	16,149	35,995	2,769	2,231	3,089	4,767	3,225
TOTAL BRITISH EMPIRE . . .	335,831	306,200	317,423	361,748	508,952	88,769	46,180	43,548	51,853	73,400
Netherlands	80,250	73,500	10,254	6,887
Maskat Territory and Trucial Oman	18,840	21,749	14,080	14,107	18,003	12,419	11,544	8,311	7,133	7,122
Other Native States in Arabia	43,275	33,741	30,066	45,264	46,842	7,055	7,330	7,030	7,138	7,001
Java	5,268	9,330	5,393	2,952	3,330	8,095	5,250	3,300	1,735	2,420
Siam	17,680	8,534	480	168	560	8,742	4,254	240	30	200
Japan	23,184	38	..	7,360	123
Other Foreign Countries . .	129	1,306	1,496	7,257	978	57	401	205	1,277	608
TOTAL FOREIGN COUNTRIES	174,442	97,934	58,115	69,748	143,851	41,822	38,189	19,086	17,361	25,051
<i>Share of Bengal</i>	<i>509,048</i>	<i>379,792</i>	<i>351,443</i>	<i>412,666</i>	<i>629,952</i>	<i>97,215</i>	<i>65,528</i>	<i>52,835</i>	<i>56,786</i>	<i>89,067</i>
<i>" Bombay</i>	<i>954</i>	<i>303</i>	<i>1,477</i>	<i>728</i>	<i>1,032</i>	<i>625</i>	<i>312</i>	<i>741</i>	<i>757</i>	<i>575</i>
<i>" Sind</i>	<i>13,030</i>	<i>12,743</i>	<i>10,920</i>	<i>10,351</i>	<i>3,989</i>	<i>11,279</i>	<i>9,924</i>	<i>7,374</i>	<i>6,934</i>	<i>5,489</i>
<i>" Madras</i>	<i>193</i>	<i>1,624</i>	<i>1,218</i>	<i>7,661</i>	<i>12,530</i>	<i>130</i>	<i>1,820</i>	<i>1,444</i>	<i>4,657</i>	<i>3,410</i>
<i>" Burma</i>	<i>37,420</i>	<i>9,722</i>	<i>480</i>	<i>90</i>	<i>..</i>	<i>21,142</i>	<i>4,784</i>	<i>240</i>	<i>26</i>	<i>..</i>
TOTAL	560,273	404,184	375,538	431,496	652,803	1,30,301	82,369	62,634	69,214	98,541
Total Tobacco—	Lbs.	Lbs.	Lbs.	Lbs.	Lbs.					
United Kingdom (including Channel Islands)	10,001,148	10,650,072	9,075,810	13,336,866	9,207,340	38,45,293	39,53,066	36,71,674	47,42,489	34,62,212
Irish Free State (a)	282,000	12,500	99,215	6,250
Aden and Dependencies	6,374,506	4,432,934	4,402,675	5,408,989	6,075,153	25,08,019	16,08,258	15,91,051	19,74,670	21,95,931
Ceylon (excluding Maldives)	380,204	326,664	187,308	405,880	505,283	2,68,279	1,74,692	1,04,502	1,09,121	2,57,388
Maldives	305,933	250,218	316,374	320,668	483,305	63,056	34,975	40,350	41,946	66,948
Straits Settlements	2,740,992	1,712,670	908,757	1,224,449	1,280,721	10,83,780	7,40,547	3,82,856	4,26,155	3,98,338
Federated Malay States	1,297,836	822,839	487,726	581,396	766,876	5,11,991	3,75,156	2,35,607	2,15,074	2,75,813
Hongkong	917,009	2,649,514	428,538	711,900	1,185,983	1,04,017	2,32,390	38,425	56,127	65,351
Zanzibar and Pemba	7,652	9,530	9,757	4,904	5,565	6,395	3,230	6,764	3,700	3,605
British West India Islands (excluding Bahamas)	42,833	68,412	60,392	21,089	25,546	36,378
Other British Possessions	14,340	6,078	5,623	13,622	13,523	10,400	6,595	5,199	6,267	7,650
TOTAL BRITISH EMPIRE	21,039,628	20,869,519	15,865,404	22,359,086	10,666,650	84,01,299	71,22,949	60,97,517	77,89,210	67,76,062
U. S. S. R.—										
Pacific ports (in Asia)	237,120	61,560
Denmark	27,336	31,320	20,707	8,833	15,397	10,106
Germany	295,216	..	101,531	12,500	..	31,527	..	17,444	1,250	..
Netherlands	2,431,490	947,071	1,666,693	3,514,317	1,494,054	2,42,194	1,31,883	3,99,513	4,12,799	2,03,443
Belgium	1,022,557	118,318	24,188	367,265	83,325	1,45,649	28,125	5,785	58,555	19,864
Turkey, Asiatic	525	68,360	21,485	35,716	410	502	11,762	2,445	7,559	152
Iraq	2,309	2,038	3,449	1,317	3,495	4,703	3,028	5,248	2,098	5,476
Maskat Territory and Trucial Oman	66,570	84,357	50,678	28,613	39,083	17,731	16,517	20,093	8,763	9,420
Other Native States in Arabia	43,275	76,874	362,836	310,826	151,003	7,055	23,770	1,28,265	1,04,616	46,321
Java	6,407	12,465	5,619	2,952	3,330	4,631	8,299	3,420	1,735	2,420
Siam	103,934	20,508	2,500	853	2,543	33,735	10,504	1,516	427	1,130
French Indo-China	733	67,099	538	2,240	..	560	82,475	430	1,120	..
China (exclusive of Hongkong and Macao)	108,505	216,000	72,273	2,431	9,583	20,621	21,750	7,539	536	1,506

(c) Separately shown from 1933-34.

No. 11—continued

ARTICLES, AND COUNTRIES OF FINAL DESTINATION; ALSO SHARE OF EACH PROVINCE	QUANTITY					VALUE				
	1930-31	1931-32	1932-33	1933-34	1934-35	1930-31	1931-32	1932-33	1933-34	1934-35
Tobacco—concluded										
Total Tobacco—continued	Lbs.	Lbs.	Lbs.	Lbs.	Lbs.	₹	₹	₹	₹	₹
Japan	3,840,958	3,722,702	3,144,652	3,813,084	5,893,717	14,04,260	11,04,142	9,45,951	0,87,840	11,14,181
Egypt	1,449	402	8,766	453	12,433	3,236	763	2,747	576	5,695
Italian East Africa (Somali- land and Eritrea)	62,608	13,216	..	10	..	29,480	4,830	..	5	..
Other Foreign Countries	39,070	40,160	3,231	8,107	12,478	8,987	7,270	1,337	2,133	4,600
TOTAL FOREIGN COUNTRIES	8,053,004	6,301,730	5,757,246	7,600,814	7,710,434	19,68,744	14,19,520	10,13,339	15,90,657	14,14,298
<i>Share of Bengal</i>	<i>4,705,440</i>	<i>3,227,188</i>	<i>2,956,445</i>	<i>2,914,272</i>	<i>2,325,587</i>	<i>6,73,224</i>	<i>7,34,581</i>	<i>6,62,436</i>	<i>6,32,079</i>	<i>3,34,164</i>
<i>“ Bombay</i>	<i>5,186,353</i>	<i>4,399,187</i>	<i>4,888,268</i>	<i>5,611,892</i>	<i>6,033,033</i>	<i>25,14,892</i>	<i>15,88,998</i>	<i>18,01,936</i>	<i>20,65,987</i>	<i>22,17,613</i>
<i>“ Sind</i>	<i>60,360</i>	<i>45,351</i>	<i>17,512</i>	<i>24,743</i>	<i>30,757</i>	<i>16,591</i>	<i>13,897</i>	<i>3,248</i>	<i>3,369</i>	<i>7,908</i>
<i>“ Madras</i>	<i>16,362,939</i>	<i>14,869,913</i>	<i>12,667,732</i>	<i>20,136,319</i>	<i>16,667,431</i>	<i>62,80,267</i>	<i>55,22,828</i>	<i>49,15,235</i>	<i>64,07,586</i>	<i>63,44,389</i>
<i>“ Burma</i>	<i>2,777,490</i>	<i>3,809,630</i>	<i>1,192,693</i>	<i>1,278,674</i>	<i>1,820,228</i>	<i>3,80,069</i>	<i>6,32,165</i>	<i>3,23,001</i>	<i>2,65,846</i>	<i>2,85,692</i>
TOTAL	29,002,632	26,261,249	21,622,650	29,959,000	27,377,084	1,08,65,043	85,42,469	77,10,856	93,79,867	81,90,360
Toys and requisites for games and sports, includ- ing fishing tackle (other than firearms) (III. U) —										
United Kingdom (including Channel Islands)	—	—	—	—	—	48,347	63,067	34,639	1,05,218	2,17,478
Ceylon (excluding Maldives)	—	—	—	—	—	20,063	11,256	12,100	13,253	22,575
Straits Settlements	—	—	—	—	—	5,203	4,647	5,825	6,560	6,263
Union of South Africa	—	—	—	—	—	15,614	24,154	38,052	43,382	48,896
Kenya Colony	—	—	—	—	—	904	..	3,194	4,382	5,009
Anglo-Egyptian Sudan	—	—	—	—	—	6,948	1,102	4,360	931	1,916
British West India Islands (excluding Bahamas)	—	—	—	—	—	6,202	3,971	4,371	5,776	11,822
Commonwealth of Australia	—	—	—	—	—	64,778	51,796	23,084	40,412	31,981
New Zealand	—	—	—	—	—	20,816	13,408	18,291	31,773	37,328
Other British Possessions	—	—	—	—	—	10,421	18,334	23,430	13,249	16,442
TOTAL BRITISH EMPIRE	—	—	—	—	—	1,08,791	1,91,760	1,63,285	2,64,934	4,00,600
Sweden	—	—	—	—	—	541	2,405	18,981	66,904	32,796
Norway	—	—	—	—	—	..	3,360	3,020	7,178	8,042
Germany	—	—	—	—	—	4,832	5,430	1,883	4,846	3,250
Netherlands	—	—	—	—	—	840	2,405	5,452	12,047	13,883
France	—	—	—	—	—	3,607	7,658	1,214	313	1,118
Java	—	—	—	—	—	888	1,183	6,837	6,815	3,916
Philippines	—	—	—	—	—	9,305	6,227	460	814	691
Egypt	—	—	—	—	—	700	2,687	3,304	5,536	1,608
Portuguese East Africa	—	—	—	—	—	2,842	4,439	11,898	14,061	20,214
United States of America—										
Via Atlantic Coast	—	—	—	—	—	59,254	46,840	55,415	82,460	33,084
“ Pacific “	—	—	—	—	—	11,128	38,831	43,332	39,340	39,930
Mexico	—	—	—	—	—	9,124	2,069	2,865
Argentine Republic (in- cluding the Atlantic Coast of Patagonia)	—	—	—	—	—	11,746	7,347	2,661	3,718	3,825
Other Foreign Countries	—	—	—	—	—	6,193	19,253	14,147	25,192	19,412
TOTAL FOREIGN COUNTRIES	—	—	—	—	—	1,11,405	1,40,233	1,68,604	2,09,133	1,85,533
<i>Share of Bengal</i>	<i>—</i>	<i>—</i>	<i>—</i>	<i>—</i>	<i>—</i>	<i>1,74,677</i>	<i>1,79,290</i>	<i>1,48,363</i>	<i>1,05,779</i>	<i>1,64,348</i>
<i>“ Bombay</i>	<i>—</i>	<i>—</i>	<i>—</i>	<i>—</i>	<i>—</i>	<i>1,17,000</i>	<i>99,166</i>	<i>1,27,006</i>	<i>2,18,019</i>	<i>2,03,536</i>
<i>“ Sind</i>	<i>—</i>	<i>—</i>	<i>—</i>	<i>—</i>	<i>—</i>	<i>6,012</i>	<i>54,139</i>	<i>43,492</i>	<i>1,42,362</i>	<i>2,05,946</i>
<i>“ Madras</i>	<i>—</i>	<i>—</i>	<i>—</i>	<i>—</i>	<i>—</i>	<i>12,464</i>	<i>8,274</i>	<i>7,501</i>	<i>7,585</i>	<i>12,140</i>
<i>“ Burma</i>	<i>—</i>	<i>—</i>	<i>—</i>	<i>—</i>	<i>—</i>	<i>143</i>	<i>135</i>	<i>627</i>	<i>322</i>	<i>172</i>
TOTAL	—	—	—	—	—	3,10,196	3,31,993	3,31,889	5,34,067	5,86,142

GENERAL EXPORTS

(716)

INDIAN MERCHANDISE

No. 11—continued

ARTICLES, AND COUNTRIES OF FINAL DESTINATION; ALSO SHARE OF EACH PROVINCE	QUANTITY					VALUE				
	1930-31	1931-32	1932-33	1933-34	1934-35	1930-31	1931-32	1932-33	1933-34	1934-35
	No.	No.	No.	No.	No.	R	R	R	R	R
Umbrellas, including Parasols and Sunshades (III. U)—										
Ceylon (excluding Maldives)	35,967	30,689	400	120	108	50,779	37,454	725	518	200
Straits Settlements	14,184	6,672	6,144	5,887	6,600	16,265	8,284	7,495	4,552	5,158
Mauritius and Dependencies	4,548	7,500	900	4,478	5,468	6,125	9,400	1,125	6,153	5,334
Other British Possessions	6,421	6,258	4,050	5,740	4,934	9,728	8,095	5,851	7,860	6,608
TOTAL BRITISH EMPIRE	61,180	51,019	11,503	16,181	17,116	82,897	64,138	15,196	19,080	17,300
Portuguese East Africa	3,904	1,894	1,567	1,068	120	5,850	2,525	2,440	1,600	300
Other Foreign Countries	737	202	2,143	1,567	1,022	1,471	909	3,851	3,896	1,724
TOTAL FOREIGN COUNTRIES	4,641	2,096	3,710	2,635	1,142	7,321	3,434	6,291	5,496	2,024
Share of Bengal	36,274	42,924	2,566	13,356	13,383	44,102	52,094	11,550	14,006	12,116
" <i>Bombay</i>	3,037	7,272	5,067	5,089	4,629	12,930	10,927	8,935	9,635	6,895
" <i>Sind</i>	60	30	150	30
" <i>Madras</i>	20,078	1,190	490	31,097	2,017	725
" <i>Burma</i>	1,328	1,719	190	371	216	1,939	2,529	377	944	343
TOTAL	66,771	63,105	15,308	18,816	18,258	90,218	67,567	21,487	24,585	19,384
Vehicles (excluding Locomotives, etc., for Railways)—										
Carriages and carts (III. O)—										
Ceylon (excluding Maldives)	2	1	1	5,100	325	150
Other British Possessions	2	4	..	30	1	248	635	..	2,940	400
TOTAL BRITISH EMPIRE	2	4	2	31	2	248	635	5,100	3,265	550
TOTAL FOREIGN COUNTRIES	5	5	1	8	16	680	2,000	300	1,200	2,136
Share of Bengal	1	325	..
" <i>Bombay</i>	6	7	..	37	14	878	2,600	..	3,940	2,566
" <i>Sind</i>	2	..	1	1	..	200	..	300	200	..
" <i>Madras</i>	..	2	2	35	5,100
" <i>Burma</i>	3	120
TOTAL	7	9	8	39	17	1,078	2,635	5,400	4,465	2,686
Parts of carriages and carts (III. O)—										
TOTAL BRITISH EMPIRE	—	—	—	—	—	2,565	225	250	1,065	1,146
TOTAL FOREIGN COUNTRIES	—	—	—	—	—	760	150
Share of Bengal	—	—	—	—	—	100	360	300
" <i>Bombay</i>	—	—	—	—	—	1,310	175	150	705	946
" <i>Sind</i>	—	—	—	—	—	300	150
" <i>Madras</i>	—	—	—	—	—	1,655	50
" <i>Burma</i>	—	—	—	—	—
TOTAL	—	—	—	—	—	3,325	225	250	1,065	1,296

No. 11—continued

ARTICLES, AND COUNTRIES OF FINAL DESTINATION; ALSO SHARE OF EACH PROVINCE	QUANTITY					VALUE				
	1930-31	1931-32	1932-33	1933-34	1934-35	1930-31	1931-32	1932-33	1933-34	1934-35
Vehicles (excluding Locomotives, etc., for Railways)— contd.						R	R	R	R	R
Ships, parts of (including Launches and Boats) (I.I. O)—										
Ceylon (excluding Maldives)	—	—	—	—	—	626	778	80,000	850	70
Other British Possessions	—	—	—	—	—	5,590	553	2,080	780	1,678
TOTAL BRITISH EMPIRE	—	—	—	—	—	6,216	1,331	82,080	1,630	1,748
TOTAL FOREIGN COUNTRIES	—	—	—	—	—	2,745	1,730	4,350	1,325	3,050
Share of Bombay	—	—	—	—	—	..	1,175	5
" Sind	—	—	—	—	—	100	40
" Madras	—	—	—	—	—	8,861	1,886	7,030	2,955	5,018
" Burma	—	—	—	—	—	30,000	..	335
TOTAL	—	—	—	—	—	8,961	3,061	37,030	2,955	5,393
Other kinds (I.I. O)—										
United Kingdom (including Channel Islands)	—	—	—	—	—	11,800
Other British Possessions	—	—	—	—	—	587	74	300
TOTAL BRITISH EMPIRE	—	—	—	—	—	12,387	74	300
TOTAL FOREIGN COUNTRIES	—	—	—	—	—	..	443	300
Share of Bengal	—	—	—	—	—	11,800	443
" Bombay	—	—	—	—	—	300
" Madras	—	—	—	—	—	587	74	300
" Burma	—	—	—	—	—
TOTAL	—	—	—	—	—	12,387	517	600
Total value of vehicles, etc.	—	—	—	—	—	25,751	6,438	42,030	8,485	9,080
Wax of all kinds, other than Paraffin wax (excluding candles) (I.I. I)—										
United Kingdom (including Channel Islands)	Cwts. 381	Cwts. 383	Cwts. 705	Cwts. 784	Cwts. 1,940	32,904	27,853	51,971	42,100	1,05,076
Ceylon (excluding Maldives)	358	240	381	204	167	16,277	13,787	16,537	9,807	8,874
Straits Settlements	399	60	134	327	577	24,953	4,011	7,085	11,736	27,205
Hongkong	106	635	207	97	226	6,280	32,585	9,740	3,285	8,150
Other British Possessions	37	172	154	45	..	730	4,165	3,557	1,150	..
TOTAL BRITISH EMPIRE	1,276	1,490	1,581	1,407	2,910	81,194	82,401	88,890	68,078	1,49,905
Japan	14,189	3,000	9,989	12	..	3,23,549	62,997	2,09,462	360	..
Other Foreign Countries	1	7	95	72	173	450	290	5,000	3,374	5,495
TOTAL FOREIGN COUNTRIES	14,190	3,007	10,084	84	173	3,23,999	63,287	2,14,462	3,734	5,495

GENERAL EXPORTS

(718)

INDIAN MERCHANDISE

No. 11—continued

ARTICLES, AND COUNTRIES OF FINAL DESTINATION; ALSO SHARE OF EACH PROVINCE	QUANTITY					VALUE				
	1930-31	1931-32	1932-33	1933-34	1934-35	1930-31	1931-32	1932-33	1933-34	1934-35
Wax of all kinds other than Paraffin wax (excluding Candles) (II. L)—continued										
	Cwts.	Cwts.	Cwts.	Cwts.	Cwts.	R	R	R	R	R
Share of Bengal	1,006	1,205	1,248	1,249	2,617	79,857	75,260	82,355	69,757	1,31,534
Bombay	36	6	..	3	318	2,217	330	..	166	16,557
Sind	6	3	80	260	244	4,710	..
Madras	10	30	44	26	31	1,017	1,522	5,237	2,521	1,395
Burma	14,474	3,960	10,360	133	117	3,22,102	68,326	2,17,616	4,659	5,914
TOTAL	15,466	4,497	11,645	1,491	3,083	4,05,193	1,45,688	3,03,362	71,812	1,55,400
Wood and Timber—										
TIMBER, other than RAILWAY SLEEPERS—										
Teak wood (II. R)—	Cubic tons	Cubic tons	Cubic tons	Cubic tons	Cubic tons					
United Kingdom (including Channel Islands)	22,313	12,821	11,756	16,631	29,362	65,78,806	34,25,522	28,36,733	39,23,878	61,86,003
Irish Free States (a)	—	—	—	..	37	—	—	—	..	7,155
Palestine	97	15	23,400	3,315
Aden and Dependencies	57	16	24	54	65	12,175	6,130	3,507	8,874	10,083
Bahrain Islands	51	15	21	43	41	8,894	4,390	5,142	7,570	8,867
Ceylon (excluding Maldives)	1,486	1,421	952	621	949	2,25,394	1,86,891	1,47,565	84,868	1,35,952
Straits Settlements	97	55	27	16	21	18,676	8,548	4,487	2,183	4,364
Hongkong	80	75	58	12	21	3,790	8,059	7,275	1,843	2,688
Union of South Africa	4,446	1,921	699	5,656	3,630	12,88,239	5,25,585	1,71,319	9,05,758	7,87,293
Zanzibar and Pemba	180	147	140	42	165	41,816	26,304	21,738	6,769	15,803
Kenya Colony	581	161	131	154	114	1,54,056	35,896	20,627	23,085	14,735
Mauritius and Dependencies	520	693	240	646	371	87,188	1,04,827	32,950	69,023	47,080
Commonwealth of Australia	45	83	87	217	135	11,375	15,943	22,148	52,445	33,013
New Zealand	15	23	9	7	8	4,566	7,146	2,333	2,135	1,337
Other British Possessions	18	32	18	27	29	4,502	3,220	1,882	2,890	4,533
TOTAL BRITISH EMPIRE*	29,849	17,443	14,103	22,223	34,953	84,36,227	43,58,461	32,77,712	51,20,637	72,72,821
Norway	15	84	11	20	..	2,700	15,006	3,043	4,600
Sweden	41	30	35	67	177	12,460	8,000	8,568	17,519	48,568
Denmark	112	89	43	78	129	83,457	11,700	13,105	16,353	31,320
Germany	861	94	249	1,239	2,321	2,96,530	26,696	67,298	3,19,806	5,65,457
Netherlands	2,498	910	485	425	508	7,23,457	2,43,313	1,02,483	70,112	89,436
Belgium	315	252	517	508	299	75,927	59,928	1,30,307	1,00,913	60,356
France	551	40	25	7	106	2,05,574	12,000	5,557	1,060	22,105
Spain	35	9,459
Italy (including Fiume)	242	676	298	..	396	71,522	2,25,709	30,472	..	93,679
Greece	28	5,433
Syria	129	14	33,920	4,747
Muscat Territory and Trucial Oman	74	11	13	27	50	8,091	1,228	1,395	3,190	4,825
Other Native States in Arabia	27	22	68	46	104	3,075	1,826	6,770	5,110	8,384
Iraq	586	388	637	857	987	1,41,961	61,053	1,22,517	1,83,644	1,95,571
Iran	794	16	7	40	325	2,97,950	4,838	1,280	10,746	88,118
Philippines	100	30,090
China (exclusive of Hongkong and Macao)	5	..	375	27,929
Japan	30	15	40	9,000	4,500	10,730
Egypt	185	20	67	219	371	55,808	5,699	16,611	52,996	82,903
Portuguese East Africa	424	488	392	321	737	1,12,700	1,22,750	89,585	69,734	1,29,006
United States of America—										
Via Atlantic Coast	3,188	1,452	186	496	568	10,59,485	4,29,346	56,172	1,07,284	1,48,872
" Pacific "	359	251	6	31	483	1,31,294	75,458	1,800	9,274	1,31,006
Hawaii	101	21,612
Other Foreign Countries	25	1	4	19	68	4,803	150	1,307	5,308	4,475
TOTAL FOREIGN COUNTRIES	10,362	4,670	3,186	4,516	8,154	32,73,162	13,02,804	7,40,381	10,10,024	17,68,492

(a) Separately shown from 1933-34.

No. 11—continued

ARTICLES, AND COUNTRIES OF FINAL DESTINATION; ALSO SHARE OF EACH PROVINCE	QUANTITY					VALUE				
	1930-31	1931-32	1932-33	1933-34	1934-35	1930-31	1931-32	1932-33	1933-34	1934-35
Wood and Timber—continued						R	R	R	R	R
TIMBER, other than RAILWAY SLEEPERS—continued										
Teak wood (II. B)—continued	Cubic tons	Cubic tons	Cubic tons	Cubic tons	Cubic tons					
Share of Bengal	220	276	113	7	10	22,193	33,366	12,308	1,500	1,430
" Bombay	2,803	1,107	989	1,417	1,916	8,88,122	1,79,095	1,89,842	3,13,673	3,67,709
" Sind	19	2	1	26	1	5,461	409	437	7,164	460
" Madras	198	79	160	164	322	17,542	9,341	23,762	15,240	24,504
" Burma	37,171	20,649	18,085	25,124	40,328	1,07,81,081	64,41,144	37,91,744	87,93,034	86,47,114
TOTAL	40,211	22,113	17,348	26,738	43,107	1,17,08,380	66,81,365	40,18,093	61,30,661	90,41,223
Teak Keys (II. B)—	Tons	Tons	Tons	Tons	Tons					
United Kingdom (including Channel Islands)	2,941	2,677	3,033	3,585	4,186	5,04,276	4,50,030	4,28,493	5,15,811	6,18,090
United States of America— Via Atlantic Coast	1	60
Share of Bombay	1	60
" Burma	2,941	2,677	3,033	3,585	4,186	5,04,276	4,50,030	4,28,493	5,15,811	6,18,090
TOTAL	2,941	2,677	3,033	3,585	4,137	5,04,276	4,50,030	4,28,493	5,15,811	6,18,150
Wood—										
Firewood (II. B)—	Tons	Tons	Tons	Tons	Tons					
TOTAL BRITISH EMPIRE	..	6	20	20	1	4	325	165	80	6
Native States in Arabia other than Maskat Territory and Trucial Oman	397	214	408	219	131	6,024	4,934	7,113	3,311	2,397
Other Foreign Countries	6	12	8
TOTAL FOREIGN COUNTRIES	397	214	408	219	131	6,030	4,946	7,113	3,311	2,405
Share of Bengal	1	300
" Bombay
" Sind	397	214	408	219	131	6,030	4,946	7,113	3,311	2,405
" Madras	6	20	..	1	4	26	165	..	8
" Burma	20	80	..
TOTAL	397	220	428	239	132	6,034	5,271	7,278	3,391	2,411
Hardwood (other than teak)(II. B)— (a)				Cubic tons	Cubic tons					
United Kingdom (including Channel Islands)	—	—	—	528	643	—	—	—	63,912	63,538
Other British Possessions	—	—	—	12	52	—	—	—	1,049	6,814
TOTAL BRITISH EMPIRE	—	—	—	540	695	—	—	—	64,961	70,352
Iraq	—	—	—	62	29	—	—	—	6,150	2,141
Other Foreign Countries	—	—	—	26	14	—	—	—	4,734	1,546
TOTAL FOREIGN COUNTRIES	—	—	—	88	43	—	—	—	10,884	3,687
Share of Bengal	—	—	—	—	—	—	—	..
" Bombay	—	—	—	33	8	—	—	—	7,392	1,026
" Sind	—	—	—	—	—	—	—	..
" Madras	—	—	—	150	38	—	—	—	22,730	4,847
" Burma	—	—	—	445	692	—	—	—	45,733	68,160
TOTAL	—	—	—	628	738	—	—	—	76,845	74,039
Sandalwood (II. B)—	Tons	Tons	Tons	Tons	Tons					
United Kingdom (including Channel Islands)	50	89	60	264	32	78,590	1,26,086	84,150	3,14,163	39,680
Aden and dependencies	4	4	1	4	4	5,065	6,429	3,171	3,250	3,525
Straits Settlements	16	41	2	33,240	76,070	4,035	250	1,437
Hongkong	7	13	13	9	8	14,210	22,814	17,882	14,487	13,300
Anglo-Egyptian Sudan	58	37	33	49	53	88,715	53,837	48,651	63,950	60,086
Other British Possessions	2	..	2	1	..	3,078	2,444	3,377	2,309	2,156
TOTAL BRITISH EMPIRE	137	184	116	327	97	2,17,395	2,87,280	1,61,266	3,88,909	1,16,689

(a) Separately recorded from 1933-34.

GENERAL EXPORTS

(720)

INDIAN MERCHANDISE

No. 11—continued

ARTICLES AND COUNTRIES OF FINAL DESTINATION: ALSO SHARE OF EACH PROVINCE	QUANTITY					VALUE				
	1930-31	1931-32	1932-33	1933-34	1934-35	1930-31	1931-32	1932-33	1933-34	1934-35
	Tons	Tons	Tons	Tons	Tons	Rs	Rs	Rs	Rs	Rs
Wood and Timber—continued										
Wood—continued										
Sandal wood (H. R.)—continued										
Germany	12	15	19,850	31,800	..
France	8	6	14	2	4	5,160	18,100	28,404	8,075	4,400
China (exclusive of Hong-kong and Macao)	41	46	41	85	61	68,865	50,025	71,980	1,25,766	94,772
Japan	34	57	123	96	..	68,378	81,276	1,28,710	1,01,794
Egypt	2	5	9	9	3	3,410	5,498	8,725	11,705	6,450
United States of America— Via Atlantic Coast	622	569	170	422	412	8,89,438	8,59,339	2,67,498	5,68,345	4,72,869
Other Foreign Countries	3	..	2	5	2	4,475	3,340	2,770	7,612	4,762
TOTAL FOREIGN COUNTRIES	671	600	305	661	678	9,65,848	10,00,680	4,79,451	8,81,213	6,85,047
Share of Bengal	339	40
.. Bombay	607	292	211	292	271	8,15,082	3,75,357	2,95,020	3,64,736	3,32,919
.. Sind
.. Madras	201	492	210	696	404	3,66,421	9,12,237	3,45,622	8,85,046	4,67,380
.. Burma	240	27	35	340	1,437
TOTAL	708	784	481	988	675	11,83,743	12,87,960	6,40,717	12,50,122	8,01,736
OTHER KINDS OF WOOD AND TIMBER (H. B.)—										
United Kingdom (including Channel Islands)	—	—	—	—	—	2,24,904	1,72,221	1,45,800	20,885	23,311
Zen and Dependencies	—	—	—	—	—	7,798	1,712	23,213	4,168	3,847
Bahrein Islands	—	—	—	—	—	4,726	6,070	535	3,811	1,152
Ceylon (excluding Maldives)	—	—	—	—	—	14,001	9,570	2,222	3,038	6,864
Maldives	—	—	—	—	—	4,513	10,933	3,949	1,845	3,188
Other British Possessions	—	—	—	—	—	7,216	12,393	7,479	4,177	4,270
TOTAL BRITISH EMPIRE	—	—	—	—	—	2,63,708	2,11,204	1,83,172	20,372	42,632
Germany	—	—	—	—	—	9,100	3,710	2,005	5,121	3,560
France	—	—	—	—	—	13,012	..	29,778	51,444	79,929
Italy (including Fiume)	—	—	—	—	—	12,805	7,347	31,528	95,885	1,04,161
Turkey, Asiatic	—	—	—	—	—	1,000	..	1,135	..	20,322
Maskat Territory and Trucial Oman	—	—	—	—	—	18,343	2,205	7,122	4,985	7,778
Other Native States in Arabia	—	—	—	—	—	7,429	3,229	19,912	14,295	14,568
Iraq	—	—	—	—	—	60,982	31,986	62,123	20,750	45,421
Iran	—	—	—	—	—	77,481	2,680	4,839	3,592	31,483
Japan	—	—	—	—	—	1,986	1,500	2,032	..	8,798
United States of America— Via Atlantic Coast	—	—	—	—	—	26,109	8,957	8	11,640	10,938
.. Pacific	—	—	—	—	—	200	320
Other Foreign Countries	—	—	—	—	—	7,178	3,525	1,882	1,762	2,905
TOTAL FOREIGN COUNTRIES	—	—	—	—	—	2,36,214	65,089	1,82,154	2,09,275	3,30,178
Share of Bengal	—	—	—	—	—	75,560	1,05,513	25,868	7,452	9,878
.. Bombay	—	—	—	—	—	1,14,289	16,451	26,683	10,389	69,343
.. Sind	—	—	—	—	—	2,728	1,546	23,618	80,918	32,744
.. Madras	—	—	—	—	—	1,70,625	55,988	1,52,684	1,44,441	2,88,980
.. Burma	—	—	—	—	—	1,36,820	96,498	1,16,775	1,817	2,025
TOTAL	—	—	—	—	—	4,09,922	2,76,298	3,45,826	2,45,647	3,72,810

No. 11—continued

ARTICLES, AND COUNTRIES OF FINAL DESTINATION; ALSO SHARE OF EACH PROVINCE	QUANTITY					VALUE				
	1980-81	1981-82	1982-88	1983-84	1984-86	1980-81	1981-82	1982-88	1983-84	1984-86
Wood and Timber—continued						R	R	R	R	R
MANUFACTURES OF Wood, other than FURNITURE AND CABINETWARE (III. G)—										
United Kingdom (including Channel Islands)	—	—	—	—	—	80,065	66,984	33,018	17,780	8,201
Gibraltar	—	—	—	—	—	11,470	4,526	8,122	1,825	1,275
Palestine	—	—	—	—	—	20,566	4,620
Aden and Dependencies	—	—	—	—	—	8,802	8,225	6,582	5,540	8,763
Bahrein Islands	—	—	—	—	—	12,479	625	305	540	220
Ceylon (excluding Maldives)	—	—	—	—	—	9,707	9,417	8,348	3,745	3,010
Zanzibar and Pemba	—	—	—	—	—	4,260	8,536	2,575	2,621	1,060
Kenya Colony	—	—	—	—	—	6,020	4,270	4,016	6,821	4,849
Tanganyika Territory	—	—	—	—	—	9,640	8,995	5,170	2,042	630
Other British Possessions	—	—	—	—	—	4,280	8,059	8,486	9,355	13,230
TOTAL BRITISH EMPIRE	—	—	—	—	—	96,213	1,13,102	76,618	70,635	46,933
Italy (including Finme)	—	—	—	—	—	2,205	2,845	14,815	2,950	1,150
Syria	—	—	—	—	—	800	4,000	100	26,687	15,435
Muscat Territory and Trucial Oman	—	—	—	—	—	3,269	3,096	9,415	1,597	2,364
Iraq	—	—	—	—	—	15,686	10,433	22,974	68,032	24,973
Iran	—	—	—	—	—	649	469	4,609	156	7,341
Portuguese East Africa	—	—	—	—	—	5,478	9,814	1,898	1,250	340
United States of America— Vid Atlantic Coast	—	—	—	—	—	5,885	4,925	12,063	12,698	4,531
" Pacific "	—	—	—	—	—	2,220	600	1,251	7	560
Other Foreign Countries	—	—	—	—	—	13,259	16,796	28,232	18,681	18,279
TOTAL FOREIGN COUNTRIES	—	—	—	—	—	48,309	52,678	1,01,427	1,32,032	74,963
Share of Bengal	—	—	—	—	—	14,235	43,959	25,730	12,236	4,185
" Bombay	—	—	—	—	—	1,13,467	1,02,991	1,08,327	1,31,431	1,07,923
" Sind	—	—	—	—	—	3,643	6,372	6,908	1,141	1,448
" Madras	—	—	—	—	—	3,346	5,044	36,468	6,564	7,141
" Burma	—	—	—	—	—	4,331	2,414	614	1,296	1,304
TOTAL	—	—	—	—	—	1,44,522	1,65,780	1,78,045	2,02,667	1,21,901
Total value of Wood and Timber—										
United Kingdom (including Channel Islands)	—	—	—	—	—	74,11,631	42,88,843	85,28,194	49,55,879	69,38,819
Irish Free State (a) 1/2	—	—	—	—	—	—	—	—	—	7,155
Gibraltar	—	—	—	—	—	11,470	5,230	8,108	1,475	1,275
Palestine	—	—	—	—	—	43,072	8,046
Aden and Dependencies	—	—	—	—	—	38,340	22,498	36,446	21,830	27,038
Bahrein Islands	—	—	—	—	—	16,099	10,145	5,982	11,921	10,279
Ceylon (excluding Maldives). Maldives	—	—	—	—	—	2,51,461	2,07,404	1,58,942	98,703	1,52,248
Straits Settlements	—	—	—	—	—	6,985	13,760	5,940	4,340	4,570
Hongkong	—	—	—	—	—	49,195	89,937	9,923	2,941	7,625
Union of South Africa	—	—	—	—	—	22,589	34,203	20,432	16,455	16,012
Zanzibar and Pemba	—	—	—	—	—	12,01,161	5,30,053	1,72,739	9,06,848	7,89,070
Kenya Colony	—	—	—	—	—	47,981	30,652	26,668	10,215	27,513
Tanganyika Territory	—	—	—	—	—	1,60,620	40,187	28,673	29,656	20,444
Anglo-Egyptian Sudan	—	—	—	—	—	11,390	8,995	5,180	2,942	730
Mauritius and Dependencies	—	—	—	—	—	88,090	54,037	49,351	54,145	57,410
Commonwealth of Australia New Zealand	—	—	—	—	—	89,283	1,04,887	33,306	69,023	47,650
Other British Possessions	—	—	—	—	—	11,465	16,198	22,648	61,945	38,044
TOTAL BRITISH EMPIRE	—	—	—	—	—	95,17,823	54,20,402	41,27,426	61,97,405	81,82,408

(a) Separately shown from 1933-34. Prior to 1933-34 included under the United Kingdom.

GENERAL EXPORTS

(722)

INDIAN MERCHANDISE

No. 11—continued

ARTICLES, AND COUNTRIES OF FINAL DESTINATION; ALSO SHARE OF EACH PROVINCE	QUANTITY					VALUE				
	1930-31	1931-32	1932-33	1933-34	1934-35	1930-31	1931-32	1932-33	1933-34	1934-35
						R	R	R	R	R
Wood and Timber—concluded										
TOTAL VALUE OF WOOD AND TIMBER—continued										
Sweden	—	—	—	—	—	12,750	8,185	6,668	17,610	48,663
Norway	—	—	—	—	—	..	2,700	15,006	3,043	4,630
Denmark	—	—	—	—	—	83,457	11,805	13,105	16,353	31,320
Germany	—	—	—	—	—	3,05,963	80,426	88,328	3,47,473	6,69,061
Netherlands	—	—	—	—	—	7,25,591	2,49,013	1,04,427	70,855	89,760
Belgium	—	—	—	—	—	75,932	60,108	1,30,307	1,00,913	60,369
France	—	—	—	—	—	2,26,271	27,320	65,679	59,018	1,06,434
Spain	—	—	—	—	—	9,459	25	..
Italy (including Fiume)	—	—	—	—	—	87,422	2,35,601	1,27,210	1,01,345	2,00,167
Greece	—	—	—	—	—	5,433
Turkey, Asiatic	—	—	—	—	—	24,269
Syria	—	—	—	—	—	300	4,170	370	60,613	20,182
Iraq	—	—	—	—	—	2,18,619	1,03,472	2,13,614	2,78,583	2,68,106
Mascat Territory and Tru- chal Oman	—	—	—	—	—	32,659	9,011	10,882	13,054	16,669
Other Native States in Arabia	—	—	—	—	—	19,868	13,402	38,192	26,759	30,060
Iran	—	—	—	—	—	3,76,405	7,937	10,597	14,471	1,27,244
Philippines	—	—	—	—	—	30,290	1,095	2,000	..	300
China (excluding of Hong- kong and Macao)	—	—	—	—	—	63,365	56,125	73,227	1,25,866	1,22,963
Japan	—	—	—	—	—	11,136	69,378	94,538	1,28,760	1,11,287
Egypt	—	—	—	—	—	61,703	13,297	27,823	65,708	90,677
Tripoli (Libya)	—	—	—	—	—	1,250	9,509	3,000
Portuguese East Africa	—	—	—	—	—	1,18,176	1,41,189	91,433	71,769	1,30,141
Italian East Africa (Somali- land and Eritrea)	—	—	—	—	—	2,010	300	5,210	2,175	2,305
United States of America— Vid Atlantic Coast	—	—	—	—	—	19,80,711	13,02,567	3,35,754	6,94,962	9,37,270
" Pacific "	—	—	—	—	—	1,33,714	76,053	3,051	9,281	1,31,876
Hawaii	—	—	—	—	—	750	21,612
Other Foreign Countries	—	—	—	—	—	12,781	7,453	11,806	9,250	11,078
TOTAL FOREIGN COUNTRIES	—	—	—	—	—	45,29,568	24,26,287	14,90,526	22,26,729	28,64,772
Share of Bengal	—	—	—	—	—	1,11,988	1,67,777	63,644	21,188	16,493
" Bombay	—	—	—	—	—	19,24,960	6,73,894	6,19,872	3,73,121	3,63,380
" Sind	—	—	—	—	—	17,852	13,378	38,074	92,694	37,053
" Madras	—	—	—	—	—	5,64,833	9,31,635	5,58,701	10,74,021	7,72,798
" Burma	—	—	—	—	—	1,14,27,248	59,90,111	43,37,661	63,58,220	93,33,036
TOTAL	—	—	—	—	—	1,40,40,886	78,46,089	56,17,952	84,24,144	1,10,27,270
Postal Articles (V)—										
United Kingdom (including Channel Islands)	—	—	—	—	—	53,55,294	51,00,130	45,01,665	46,84,678	48,50,464
Gibraltar	—	—	—	—	—	5,016	5,451	4,372	7,818	8,351
Malta and Gozo	—	—	—	—	—	..	717
Bahrain Islands	—	—	—	—	—	92,024	68,567	74,750	75,886	80,199
Ceylon (excluding Maldives).	—	—	—	—	—	28,01,098	17,77,140	13,95,402	12,35,322	18,24,503
Maldives	—	—	—	—	—	99,893
Straits Settlements	—	—	—	—	—	60,08,089	63,55,015	52,14,363	34,27,127	23,15,240
Federated Malay States	—	—	—	—	—	6,88,443	3,49,461	2,21,312	1,53,010	2,66,440
British Borneo	—	—	—	—	—	3,288	1,812	1,308	645	12,582
Hongkong	—	—	—	—	—	10,58,934	8,19,836	4,74,554	2,91,308	1,53,404
Union of South Africa	—	—	—	—	—	2,06,720	2,03,133	1,81,208	1,94,858	1,53,676
Zanzibar and Pemba	—	—	—	—	—	91,177	1,10,406	1,60,497	77,671	72,231
Kenya Colony	—	—	—	—	—	2,26,625	1,63,727	1,07,983	1,07,823	1,06,011
Tanganyika Territory	—	—	—	—	—	92,287	71,974	50,657	58,506	52,028
Uganda Protectorate	—	—	—	—	—	2,35,611	1,22,241	79,833	92,578	1,31,979
Nyasaland Protectorate	—	—	—	—	—	421
Somaliland Protectorate	—	—	—	—	—	3,160	3,240	2,845	1,371	2,439

No. 11—continued

ARTICLES, AND COUNTRIES OF FINAL DESTINATION; ALSO SHARE OF EACH PROVINCE	QUANTITY					VALUE				
	1930-31	1931-32	1932-33	1933-34	1934-35	1930-31	1931-32	1932-33	1933-34	1934-35
						₹	₹	₹	₹	₹
Postal Articles (V)—continued										
Mauritius and Dependencies	—	—	—	—	—	26,732	21,185	85,894	13,537	84,240
Seyohelles	—	—	—	—	—	5,401	3,431	10,380	2,522	1,952
Commonwealth of Australia	—	—	—	—	—	1,09,807	1,00,294	1,28,240	87,028	95,380
New Zealand	—	—	—	—	—	1,58,318	87,626	90,613	73,567	62,241
Fiji Islands	—	—	—	—	—	25,668	21,791	1,89,118	38,747	45,080
TOTAL BRITISH EMPIRE	—	—	—	—	—	1,72,79,232	1,53,91,202	1,30,72,565	1,05,78,089	98,23,032
Germany	—	—	—	—	—	1,58,038	97,830	67,043
France	—	—	—	—	—	12,44,075	14,02,535	12,95,131	18,80,555	21,10,131
Switzerland	—	—	—	—	—	79,947	1,64,416
Mascat Territory and Trucial Oman	—	—	—	—	—	40,778	35,486	34,811	29,764	28,504
Other Native States in Arabia	—	—	—	—	—	1,703	837	1,744	1,246	1,213
Iraq	—	—	—	—	—	4,14,515	2,91,322	4,64,728	2,11,173	2,03,532
Iran	—	—	—	—	—	2,11,273	69,563	66,764	84,107	82,830
Henjam Island	—	—	—	—	—	852	232	243	259	81
Sumatra	—	—	—	—	—	2,12,892	1,07,752	60,768	40,263	18,194
Java	—	—	—	—	—	14,448	14,663	7,500	3,566	3,020
Borneo (Dutch)	—	—	—	—	—	3,10,051	2,66,526	1,49,914	1,61,813	1,07,161
Celebes and other Islands .	—	—	—	—	—	553	..	123	680	689
Siam	—	—	—	—	—	1,50,095	70,570	1,49,045	80,505	91,542
Philippines	—	—	—	—	—	1,269	9,397	5,585	8,228	6,640
China (exclusive of Hongkong and Macao)	—	—	—	—	—	37,688	54,053
French Indo-China	—	—	—	—	—	46,511	23,567	10,550	12,521	9,885
Japan	—	—	—	—	—	45,391	28,149	51,096	25,322	90,505
Egypt	—	—	—	—	—	3,48,848	1,91,177	2,50,435	1,16,347	1,22,088
Portuguese East Africa . . .	—	—	—	—	—	53,171	35,678	30,729	50,658	34,645
French Somaliland	—	—	—	—	—	30,569	26,864	23,671	24,789	15,148
United States of America— Vid Atlantic Coast	—	—	—	—	—	20,202	17,612	13,066	9,111	8,161
Hayti and St. Domingo . . .	—	—	—	—	—	7,784	8,165	9,228	9,691	11,028
TOTAL FOREIGN COUNTRIES	—	—	—	—	—	31,55,025	25,95,200	27,83,024	29,10,058	32,35,499
Share of Bengal	—	—	—	—	—	32,40,402	22,09,733	13,80,484	13,86,977	12,71,923
.. Bombay	—	—	—	—	—	69,17,430	62,64,500	61,52,834	61,64,701	70,19,672
.. Sina	—	—	—	—	—	3,38,844	2,38,275	2,30,361	3,10,011	3,22,101
.. Madras	—	—	—	—	—	49,24,999	31,03,370	26,75,786	19,51,416	23,77,475
.. Burma	—	—	—	—	—	60,13,135	61,20,534	48,06,124	33,77,842	30,60,260
TOTAL	—	—	—	—	—	2,04,34,307	1,79,86,402	1,58,55,589	1,34,00,047	1,30,59,431
All other articles of mer- chandise—										
UNMANUFACTURED (II. B)—										
United Kingdom (including Channel Islands)	—	—	—	—	—	3,96,401	4,13,439	2,41,244	1,87,158	3,51,051
Adon and Dependencies . . .	—	—	—	—	—	41,689	22,958	11,810	19,488	16,673
Dahrein Islands	—	—	—	—	—	495	975	770	5,827	2,392
Ceylon (excluding Maldives)	—	—	—	—	—	72,886	34,010	41,114	37,609	32,530
Straits Settlements	—	—	—	—	—	43,913	22,100	22,677	17,474	25,529
Federated Malay States . . .	—	—	—	—	—	17,317	6,929	6,544	2,997	7,053
Hongkong	—	—	—	—	—	6,053	4,415	18,025	8,780	3,415

GENERAL EXPORTS

(724)

INDIAN MERCHANDISE

No. 11—continued

ARTICLES, AND COUNTRIES OF FINAL DESTINATION; ALSO SHARE OF EACH PROVINCE	QUANTITY					VALUE				
	1930-31	1931-32	1932-33	1933-34	1934-35	1930-31	1931-32	1932-33	1933-34	1934-35
						R	R	R	R	R
All other articles of merchandise—continued										
UNMANUFACTURED (II. S)— continued										
Commonwealth of Australia	—	—	—	—	—	04,450	7,065	1,145
Other British Possessions	—	—	—	—	—	5,086	5,810	2,530	5,206	3,768
TOTAL BRITISH EMPIRE :	—	—	—	—	—	6,48,966	5,20,596	3,44,723	2,78,620	4,44,456
Germany	—	—	—	—	—	8,68,096	7,85,058	6,00,169	9,81,808	8,68,258
Netherlands	—	—	—	—	—	11,101	65,866	4,824	5,120	69,510
Belgium	—	—	—	—	—	30,554	19,642	30,330	45,013	86,042
France	—	—	—	—	—	2,35,365	1,64,851	1,01,400	1,87,074	2,62,760
Spain Portugal (including Azores and Madeira)	—	—	—	—	—	2,69,009	76,623	1,60,692	4,83,279	4,39,208
Switzerland	—	—	—	—	—	3,305	..	4,675	1,380	79,940
Italy (including Flume)	—	—	—	—	—	..	3,256	5	15,185	66,607
Austria	—	—	—	—	—	64,031	49,811	11,417	21,575	36,865
Czechoslovakia	—	—	—	—	—	..	8	5,140
Turkey, Asiatic	—	—	—	—	—	5,400
Syria	—	—	—	—	—	..	425	1,150	..	9,340
Native States in Arabia other than Maskat Territory and Trucial Oman	—	—	—	—	—	1,08,490	60,050	800	..	7,000
Iraq	—	—	—	—	—	6,994	2,053	2,377	3,439	2,952
Iran	—	—	—	—	—	6,359	9,972	7,867	5,930	10,989
China (exclusive of Hong- kong and Macao)	—	—	—	—	—	12,734	1,705	895	44	312
Japan	—	—	—	—	—	29,010	41,815	4,063	670	114
United States of America— Via Atlantic Coast	—	—	—	—	—	2,65,023	2,82,612	2,88,911	3,50,111	2,29,286
“ Pacific “	—	—	—	—	—	6,81,991	1,96,523	1,08,618	4,43,705	3,07,607
Other Foreign Countries	—	—	—	—	—	11,195	7,120	5,087	3,726	4,500
Total “ For order ” Cargoes	—	—	—	—	—	8,081	3,718	1,740	3,024	2,063
TOTAL FOREIGN COUNTRIES	—	—	—	—	—	26,11,323	17,11,212	14,18,989	24,06,123	25,82,755
Share of Bengal	—	—	—	—	—	5,65,198	3,60,143	3,74,942	3,88,697	4,60,403
“ Bombay	—	—	—	—	—	10,48,071	7,75,845	6,69,178	8,53,335	11,75,893
“ Sind	—	—	—	—	—	13,30,827	9,47,372	5,99,519	13,02,614	12,00,646
“ Madras	—	—	—	—	—	2,32,520	96,685	75,071	1,14,058	1,46,111
“ Burma	—	—	—	—	—	23,667	51,263	45,009	21,148	42,159
TOTAL	—	—	—	—	—	32,60,283	22,81,608	17,63,712	26,79,752	30,27,211
MANUFACTURED (III. U)—										
United Kingdom (including Channel Islands)	—	—	—	—	—	1,11,888	33,720	1,31,784	62,731	62,569
Palestine	—	—	—	—	—	17,024	5,800	63,412	14,184	12,459
Aden and Dependencies	—	—	—	—	—	27,114	12,946	19,461	12,819	9,604
Bahrein Islands	—	—	—	—	—	59,850	21,212	29,430	36,609	44,209
Ceylon (excluding Maldives)	—	—	—	—	—	92,910	60,813	58,760	65,512	72,724
Straits Settlements	—	—	—	—	—	87,028	81,305	82,020	43,994	46,109
Federated Malay States	—	—	—	—	—	10,466	8,133	7,668	5,569	15,525
Union of South Africa	—	—	—	—	—	11,241	6,234	5,292	7,079	6,616
Zanzibar and Pemba	—	—	—	—	—	3,934	7,941	1,066	1,710	925
Kenya Colony	—	—	—	—	—	24,539	23,701	22,147	15,293	15,815
Tanganyika Territory	—	—	—	—	—	5,532	4,039	1,145	1,815	2,615
Somaliland Protectorate	—	—	—	—	—	6,384	5,250
Anglo-Egyptian Sudan	—	—	—	—	—	12,481	3,240	2,000	2,740	3,537

No. 11—concluded

ARTICLES, AND COUNTRIES OF FINAL DESTINATION; ALSO SHARE OF EACH PROVINCE	QUANTITY					VALUE				
	1930-31	1931-32	1932-33	1933-34	1934-35	1930-31	1931-32	1932-33	1933-34	1934-35
All other articles of merchandise—concluded						R	R	R	R	R
MANUFACTURED (III. U)— —continued										
Commonwealth of Australia	—	—	—	—	—	15,237	620	616	720	2,204
Fiji Islands	—	—	—	—	—	2,102	15,473	3,060	2,304	3,718
Other British Possessions	—	—	—	—	—	6,037	6,918	10,737	8,351	8,021
TOTAL BRITISH EMPIRE	—	—	—	—	—	4,48,319	2,69,280	3,80,653	2,81,520	3,00,650
Netherlands	—	—	—	—	—	400	260	105	7,955	15,485
Germany	—	—	—	—	—	796	12,203	8,476	2,865	17,171
Belgium	—	—	—	—	—	1,573	75	13,740	12,960	3,050
France	—	—	—	—	—	3,350	8,469	17,491	7,970	985
Spain	—	—	—	—	—	—	10	11,800	100	—
Italy (including Finme)	—	—	—	—	—	7,929	23	2,512	100	3,460
Syria	—	—	—	—	—	1,200	1,820	49,760	1,350	2,354
Maskat Territory and Trucial Oman	—	—	—	—	—	6,285	4,695	6,629	5,093	4,186
Other Native States in Arabia	—	—	—	—	—	13,918	9,748	11,157	6,396	5,093
Iraq	—	—	—	—	—	3,56,227	3,31,855	4,98,243	2,68,524	3,55,792
Iran	—	—	—	—	—	3,42,445	65,825	16,292	28,237	56,638
Java	—	—	—	—	—	10,061	13,894	9,111	7,679	7,133
Japan	—	—	—	—	—	661	7,340	10,394	11,308	5,922
Egypt	—	—	—	—	—	44,411	45,841	16,643	15,434	7,774
Portuguese East Africa	—	—	—	—	—	15,369	17,245	19,697	7,987	6,448
Italian East Africa (Somal- land and Eritrea)	—	—	—	—	—	510	336	930	3,754	11,685
French Somaliland	—	—	—	—	—	650	1,055	2,327	497	6,601
United States of America— Ct Atlantic Coast	—	—	—	—	—	1,70,231	18,059	12,180	31,076	35,425
" Pacific "	—	—	—	—	—	3,911	2,420	571	250	2,025
Other Foreign Countries	—	—	—	—	—	1,160	1,391	3,257	4,161	9,571
TOTAL FOREIGN COUNTRIES	—	—	—	—	—	9,99,001	5,48,500	7,14,945	4,15,323	5,56,678
Share of Bengal	—	—	—	—	—	1,73,323	80,298	77,258	79,088	77,617
" Bombay	—	—	—	—	—	5,34,361	1,90,465	4,89,716	2,48,976	3,21,389
" Sind	—	—	—	—	—	5,53,748	4,56,063	4,54,303	3,83,295	3,68,723
" Madras	—	—	—	—	—	1,73,402	79,009	78,737	34,717	92,396
" Burma	—	—	—	—	—	1,991	1,945	4,085	767	3,803
TOTAL	—	—	—	—	—	14,42,320	8,07,780	11,04,598	6,06,443	8,63,323
GRAND TOTAL VALUE OF INDIAN MERCHANDISE EXPORTED (exclusive of Government Stores)	—	—	—	—	—	220,49,20,338	155,88,86,094	132,27,20,964	146,31,49,060	151,21,44,497
Share of Bengal	—	—	—	—	—	86,31,75,377	64,03,53,373	65,73,11,344	63,34,03,102	62,38,14,233
" Bihar and Orissa	—	—	—	—	—	35,969	4,050	—	—	—
" Bombay	—	—	—	—	—	63,02,13,733	31,50,91,935	32,16,37,135	27,41,00,305	30,58,55,438
" Sind	—	—	—	—	—	16,96,30,056	11,53,36,924	10,69,30,608	13,67,66,955	15,84,76,647
" Madras	—	—	—	—	—	32,00,75,147	36,97,94,915	33,55,04,693	24,64,20,593	26,09,04,309
" Burma	—	—	—	—	—	32,17,40,163	22,33,10,392	19,12,86,735	17,34,53,106	17,32,93,260
Free of Duty	—	—	—	—	—	124,28,00,908	100,97,60,002	83,60,28,700	99,19,50,109	106,48,01,711
Subject to Duty	—	—	—	—	—	96,21,25,430	54,91,27,092	48,66,92,264	47,11,98,951	44,73,42,786
TOTAL	—	—	—	—	—	220,49,20,338	155,88,86,094	132,27,20,964	146,31,49,060	151,21,44,497

No. 12

GENERAL EXPORTS OF FOREIGN MERCHANDISE

IN EACH OFFICIAL YEAR FROM 1930-31 TO 1934-35

The summary classes and their sub-divisions are shown in brackets against articles—For summaries see pages 15 to 20

ARTICLES, AND COUNTRIES OF FINAL DESTINATION; ALSO SHARE OF EACH PROVINCE	QUANTITY					VALUE				
	1930-31	1931-32	1932-33	1933-34	1934-35	1930-31	1931-32	1932-33	1933-34	1934-35
Animals, living—										
Horses (IV. A)—	No.	No.	No.	No.	No.	R	R	R	R	R
United Kingdom (including Channel Islands)	18	46	57	16	40	75,000	89,075	2,56,566	58,000	1,06,000
Ceylon (excluding Maldives)	36	25	47	38	54	1,89,693	1,23,200	17,500	72,700	91,500
Mauritius and Dependencies	..	4	8,000
Other British possessions	2	3	8	2	4	2,500	3,250	3,500	1,200	4,200
TOTAL BRITISH EMPIRE	56	78	107	56	98	2,67,193	2,23,525	3,67,566	1,31,900	2,01,700
Germany	..	2	5,000
France	7	3	30,500	6,000
Egypt	2	32	2,000	32,000	..
United States of America— Via Atlantic Coast	2	..	1	5,000	..	2,000
Other Foreign Countries	1	1	14	500	1,200	8,500
TOTAL FOREIGN COUNTRIES	10	5	3	33	14	36,000	11,000	4,000	33,200	8,500
Share of Bengal	7	11	3	9	8	13,000	13,575	16,666	37,000	11,200
" <i>Bombay</i>	56	67	93	56	63	2,85,693	2,14,750	3,45,900	1,13,000	1,20,300
" <i>Sind</i>	3	1	2	5,000	1,200	3,700
" <i>Mauris</i>	..	5	2	12	39	..	6,200	6,000	13,000	74,500
" <i>Burma</i>	2	3,000
TOTAL	66	88	110	88	112	3,03,193	2,39,525	3,71,566	1,65,100	2,10,200
Other kinds (IV. D)—	No.	No.	No.	No.	No.					
United Kingdom (including Channel Islands)	58	59	30	37	52	10,455	15,190	6,500	5,125	6,802
Other British Possessions	..	12	5	8	1	..	765	1,450	530	150
TOTAL BRITISH EMPIRE	58	81	35	45	53	10,455	15,955	7,950	5,655	6,952
Egypt	693	72	1,23,630	8,150
Other Foreign Countries	4	22	305	609	75	850	525	1,715	875	205
TOTAL FOREIGN COUNTRIES	4	22	305	1,302	75	850	525	1,715	1,24,505	8,355
Share of Bengal	2	14	312	620	14	650	3,055	3,190	1,755	1,427
" <i>Bombay</i>	38	58	24	718	102	7,505	9,335	6,225	1,27,355	12,430
" <i>Sind</i>	20	19	3	6	11	3,000	3,125	1,250	850	1,350
" <i>Madras</i>	2	1	1	3	1	250	300	..	560	100
" <i>Burma</i>	..	11	615
TOTAL	62	103	340	1,347	123	11,305	16,480	9,665	1,30,460	15,807
Totals of Animals, Living	128	186	450	1,435	240	3,14,498	2,56,005	3,81,231	2,05,560	2,25,607

No. 12—continued

ARTICLES, AND COUNTRIES OF FINAL DESTINATION; ALSO SHARE OF EACH PROVINCE	QUANTITY					VALUE				
	1930-31	1931-32	1932-33	1933-34	1934-35	1930-31	1931-32	1932-33	1933-34	1934-35
						R	R	R	R	R
Apparel (including drapery, uniforms, accoutrements, but excluding hosiery and boots and shoes) (III. A)—										
United Kingdom (including Channel Islands) . . .	—	—	—	—	—	4,99,995	4,40,315	4,50,480	3,72,844	3,27,080
Bahrain Islands . . .	—	—	—	—	—	52,450	43,148	45,818	13,346	21,856
Ceylon (excluding Maldives)	—	—	—	—	—	88,618	17,296	20,784	7,412	14,467
Straits Settlements . . .	—	—	—	—	—	14,181	4,407	9,751	19,605	13,554
Hongkong . . .	—	—	—	—	—	2,346	31,995	11,318	5,025	5,088
Union of South Africa . . .	—	—	—	—	—	5,898	9,121	2,325	3,644	8,800
Kenya Colony . . .	—	—	—	—	—	7,127	8,223	7,694	5,307	5,680
Commonwealth of Australia	—	—	—	—	—	6,329	2,555	3,165	981	695
New Zealand . . .	—	—	—	—	—	6,000	5,345	1,000	500	2,400
Other British Possessions . . .	—	—	—	—	—	16,068	11,752	7,100	6,175	10,384
TOTAL BRITISH EMPIRE	—	—	—	—	—	6,48,461	5,74,157	5,64,380	4,34,839	4,10,638
Sweden . . .	—	—	—	—	—	15,700	6,540	4,050	3,800	660
Germany . . .	—	—	—	—	—	11,301	11,395	22,705	13,318	19,040
Netherlands . . .	—	—	—	—	—	2,840	1,750	4,765	1,000	6,300
France . . .	—	—	—	—	—	22,171	19,522	17,848	6,810	10,180
Switzerland . . .	—	—	—	—	—	9,425	10,000	9,838	498	2,150
Italy (including Fiume) . . .	—	—	—	—	—	20,009	8,874	7,040	5,560	10,639
Maskat Territory and Trucial Oman . . .	—	—	—	—	—	4,993	1,850	2,506	2,042	8,241
Other Native States in Arabia . . .	—	—	—	—	—	45,319	40,151	43,008	27,077	26,678
Iraq . . .	—	—	—	—	—	76,036	72,780	81,148	35,184	15,862
Iran . . .	—	—	—	—	—	26,877	659	422	3,350	1,905
China (exclusive of Hongkong and Macao) . . .	—	—	—	—	—	82,321	20,008	9,189	4,842	10,140
Japan . . .	—	—	—	—	—	2,279	1,012	5,180	3,264	3,055
Egypt . . .	—	—	—	—	—	14,722	21,890	19,664	8,801	3,490
Portuguese East Africa . . .	—	—	—	—	—	10,666	12,361	5,652	3,787	350
United States of America—										
Vid Atlantic Coast . . .	—	—	—	—	—	1,02,448	80,234	31,019	21,135	20,275
" Pacific " . . .	—	—	—	—	—	6,289	3,310	610	1,005	350
Other Foreign Countries . . .	—	—	—	—	—	13,065	12,752	7,839	4,975	10,217
TOTAL FOREIGN COUNTRIES	—	—	—	—	—	4,17,851	2,63,562	2,20,923	1,46,293	1,49,698
Share of Bengal . . .	—	—	—	—	—	1,72,306	68,655	37,552	32,743	47,559
" Bombay . . .	—	—	—	—	—	6,61,436	6,45,023	5,81,970	4,09,506	374,041
" Sind . . .	—	—	—	—	—	1,75,205	88,800	1,00,779	1,07,481	96,136
" Madras . . .	—	—	—	—	—	21,161	19,394	25,276	8,354	7,775
" Burma . . .	—	—	—	—	—	35,001	35,847	39,720	23,046	35,720
TOTAL	—	—	—	—	—	10,66,312	8,57,710	7,85,303	5,81,132	5,60,231

GENERAL EXPORTS

(728)

FOREIGN MERCHANDISE

No. 12—continued

ARTICLES, AND COUNTRIES OF FINAL DESTINATION; ALSO SHARE OF EACH PROVINCE	QUANTITY					VALUE				
	1930-31	1931-32	1932-33	1933-34	1934-35	1930-31	1931-32	1932-33	1933-34	1934-35
						₹	₹	₹	₹	₹
Arms, ammunition, and military stores—										
<i>Fir-arms, and parts thereof (III. B)—</i>										
United Kingdom (including Channel Islands)	—	—	—	—	—	1,20,796	1,09,455	30,534	1,10,473	1,04,227
Aden and Dependencies	—	—	—	—	—	40,500	487	105
Kenya Colony	—	—	—	—	—	1,611	601	5,986	3,708	4,738
Other British Possessions	—	—	—	—	—	6,210	4,109	3,622	4,987	5,405
TOTAL BRITISH EMPIRE	—	—	—	—	—	1,28,617	1,05,165	80,702	1,25,655	1,14,475
Egypt	—	—	—	—	—	8,348	415	665	200	..
Other Foreign Countries	—	—	—	—	—	8,446	7,588	10,151	8,176	6,241
TOTAL FOREIGN COUNTRIES	—	—	—	—	—	17,259	8,008	10,816	8,376	6,241
Share of Bengal	—	—	—	—	—	27,956	24,077	15,724	24,027	20,097
" Bombay	—	—	—	—	—	97,336	71,210	62,505	96,825	86,328
" Sind	—	—	—	—	—	7,719	3,862	5,361	4,965	7,090
" Madras	—	—	—	—	—	4,793	597	4,035	1,321	2,197
" Burma	—	—	—	—	—	5,192	7,822	3,293	6,333	5,004
TOTAL	—	—	—	—	—	1,45,906	1,18,168	91,518	1,34,031	1,20,716
Dynamite, and all other explosives (III. B)—	Cwts.	Cwts.	Cwts.	Cwts.	Cwts.					
TOTAL BRITISH EMPIRE	2	4	562	..
Iran	201	28,465
Share of Bombay	201	2	..	28,465	562	..
" Burma	4
TOTAL	201	2	..	28,465	..	4	562	..
Other sorts (III. B)—										
United Kingdom (including Channel Islands)	—	—	—	—	—	1,793	5,838	1,963	2,053	1,123
Other British Possessions	—	—	—	—	—	1,031	400	765	348	461
TOTAL BRITISH EMPIRE	—	—	—	—	—	2,824	5,708	2,728	3,301	1,584
TOTAL FOREIGN COUNTRIES	—	—	—	—	—	1,669	618	1,728	2,150	917
Share of Bengal	—	—	—	—	—	1,137	1,335	738	1,604	140
" Bombay	—	—	—	—	—	2,438	4,295	1,738	1,424	1,163
" Sind	—	—	—	—	—	365	678	1,712	2,263	320
" Madras	—	—	—	—	—	299	60	..
" Burma	—	—	—	—	—	214	103	218	..	567
TOTAL	—	—	—	—	—	4,498	6,411	4,456	5,451	2,591
Total value of Arms, am- munition, and military stores	—	—	—	—	—	1,78,864	1,19,579	95,978	1,40,044	1,23,217

No. 12—continued

ARTICLES, AND COUNTRIES OF FINAL DESTINATION; ALSO SHARE OF EACH PROVINCE	QUANTITY					VALUE				
	1930-31	1931-32	1932-33	1933-34	1934-35	1930-31	1931-32	1932-33	1933-34	1934-35
						R	R	R	R	R
Art. works of (other than pictures) (III. U)—										
United Kingdom (including Channel Islands)	—	—	—	—	—	17,162	18,351	7,426	1,187	4,431
Ceylon (excluding Maldives)	—	—	—	—	—	160	200	45,074	1,327	200
Straits Settlements	—	—	—	—	—	580	225	5,524	26,550	30
New Zealand	—	—	—	—	—	..	13,000
Other British Possessions	—	—	—	—	—	430	150	..	65	115
TOTAL BRITISH EMPIRE	—	—	—	—	—	18,342	20,026	58,026	29,129	4,766
Italy (including Fiume)	—	—	—	—	—	..	400	..	88,786	155
United States of America— Via Atlantic Coast.	—	—	—	—	—	31,384	16,484	2,051	6,306	6,770
Other Foreign Countries	—	—	—	—	—	1,630	1,631	3,600	2,815	457
TOTAL FOREIGN COUNTRIES	—	—	—	—	—	33,014	18,465	5,651	97,907	7,388
Share of Bengal	—	—	—	—	—	40,198	11,162	6,059	15,650	395
" Bombay	—	—	—	—	—	2,551	23,159	53,108	1,09,059	11,329
" Sind	—	—	—	—	—	275	100	..	775	..
" Madras	—	—	—	—	—	2,167	2,868	4,512	1,327	405
" Burma	—	—	—	—	—	135	2,292	..	225	25
TOTAL	—	—	—	—	—	51,356	45,391	63,679	1,27,036	12,154
Books, printed and printed matter (not being Station- ery), including maps and charts (III. U)—										
United Kingdom (including Channel Islands)	1,278	871	707	078	893	3,43,270	1,78,017	1,51,028	1,84,907	1,61,159
Ceylon (excluding Maldives)	296	216	227	302	420	40,239	25,945	30,959	57,662	55,225
Straits Settlements	141	188	154	30	54	26,073	15,487	9,560	5,510	9,607
Hongkong	15	11	17	3	23	7,782	2,115	3,407	455	1,528
Other British Possessions	61	56	55	90	70	14,243	9,295	8,653	11,122	18,435
TOTAL BRITISH EMPIRE	1,791	1,387	1,160	1,302	1,460	4,31,557	2,30,259	2,03,606	2,09,656	2,40,954
Germany	10	32	14	22	..	1,855	7,287	1,855	4,280	..
France	16	12	6	9	4	5,576	3,155	1,666	1,094	1,319
Siam	36	12	47	81	..	4,985	1,990	10,507	15,702
Egypt	64	8	3	25	18	23,140	1,395	515	3,740	2,080
United States of America— Via Atlantic Coast	25	140	48	62	103	5,187	27,614	9,882	10,537	18,019
" Pacific "	17	2	4	..	8	2,220	325	1,474	69	653
Other Foreign Countries	177	57	84	130	62	24,065	13,864	13,555	15,588	10,726
TOTAL FOREIGN COUNTRIES	309	267	171	295	275	62,043	59,175	30,357	45,783	48,505
Share of Bengal	571	311	396	214	333	1,10,399	62,731	44,349	41,003	61,915
" Bombay	649	316	438	567	525	1,55,095	1,35,696	1,02,698	1,06,006	97,292
" Sind	113	30	33	32	26	20,223	4,395	5,045	12,225	3,924
" Madras	617	562	439	539	768	1,79,312	69,715	74,117	35,588	1,14,390
" Burma	150	105	55	95	94	18,571	14,497	3,283	10,458	11,438
TOTAL	2,100	1,024	1,331	1,497	1,736	4,93,800	2,90,034	2,34,492	2,55,439	2,59,459
Boots and shoes (III. A)—										
United Kingdom (including Channel Islands)	2,039	11,380	768	931	2,513	11,883	12,205	4,510	3,228	5,900
Bahrain Islands	1,086	7,349	4,023	10,516	7,311	1,186	6,580	3,103	8,854	5,373
Ceylon (excluding Maldives)	306	4,086	360	840	720	667	5,168	510	340	1,658
Other British Possessions	3,494	10,569	17,033	10,550	6,947	4,955	8,705	12,013	9,859	7,376
TOTAL BRITISH EMPIRE	6,925	33,342	22,132	22,337	17,991	18,691	32,710	20,145	22,261	20,307

GENERAL EXPORTS

(730)

FOREIGN MERCHANDISE

No. 12—continued

ARTICLES, AND COUNTRIES OF FINAL DESTINATION; ALSO SHARE OF EACH PROVINCE	QUANTITY					VALUE				
	1930-31	1931-32	1932-33	1933-34	1934-35	1930-31	1931-32	1932-33	1933-34	1934-35
Hoots and Shoes (III. A)— <i>continued</i>	Pairs	Pairs	Pairs	Pairs	Pairs	R	R	R	R	R
Italy (including Fiume)	26,005	54	21,087	267
Maskat Territory and Trucial Oman	410	2,810	4,074	4,491	8,034	645	2,471	3,000	2,283	6,551
Other Native States in Arabia	1,162	1,000	24,428	18,338	4,650	1,166	686	14,602	11,730	3,295
Iraq	15,270	61,722	32,274	6,962	1,176	10,220	41,729	16,703	2,705	662
Iran	4,629	1,060	2,438	10,660	10,602	6,149	855	1,480	3,841	6,647
Portuguese East Africa	1,770	7,932	6,898	10,020	120	2,035	6,182	4,275	6,104	70
Other Foreign Countries	2,709	1,130	3,574	4,515	5,560	4,042	2,123	3,215	2,611	5,307
TOTAL FOREIGN COUNTRIES	25,940	75,654	73,424	81,681	30,196	24,257	53,995	43,344	50,361	22,799
Share of Bengal	768	14,945	193	26,325	12,261	4,520	14,125	793	21,008	13,172
" Bombay	29,108	89,687	93,143	69,844	26,372	29,770	65,091	69,320	40,568	20,167
" Sind	1,555	5,141	1,038	4,719	6,798	6,330	7,196	1,676	9,550	7,043
" Madras	227	3	730	896	60	1,658
" Burma	1,217	20	1,232	3,130	2,036	1,822	252	1,700	1,564	1,016
TOTAL	32,865	108,996	95,606	104,518	48,187	42,948	86,714	63,489	72,622	43,105
Building and engineering materials, other than of iron, steel, or wood (III. U)—										
United Kingdom (including Channel Islands)	—	—	—	—	—	13,513	3,016	4,539	30,010	135
Ceylon (excluding Maldives)	—	—	—	—	—	9,112	11,780	2,016	1,974	5,543
Union of South Africa	—	—	—	—	—	1,16,860	16,505	..	6,538	..
Commonwealth of Australia	—	—	—	—	—	..	44,930	38,400
Other British Possessions	—	—	—	—	—	5,475	5,505	6,702	3,961	4,508
TOTAL BRITISH EMPIRE	—	—	—	—	—	1,44,960	81,736	51,657	42,487	10,186
Netherlands	—	—	—	—	—	24,468	64,624	..
Belgium	—	—	—	—	—	..	14,602	..	700	..
Iraq	—	—	—	—	—	2,825	2,191	11,998	14,754	1,530
China (exclusive of Hongkong and Macao)	—	—	—	—	—	9,180	..	46,800
Other Foreign Countries	—	—	—	—	—	3,296	4,384	1,680	5,398	1,547
TOTAL FOREIGN COUNTRIES	—	—	—	—	—	6,121	21,177	47,306	85,476	49,877
Share of Bengal	—	—	—	—	—	3,658	2,979	28,753	58,036	48,111
" Bombay	—	—	—	—	—	1,41,090	87,597	63,687	62,321	6,811
" Sind	—	—	—	—	—	4,313	1,126	780	6,121	4,950
" Madras	—	—	—	—	—	1,837	8,102	409	1,247	128
" Burma	—	—	—	—	—	186	3,109	354	219	62
TOTAL	—	—	—	—	—	1,51,081	1,02,918	98,963	1,27,963	60,083
Candles of all kinds (III. U)—	Lbs.	Lbs.	Lbs.	Lbs.	Lbs.					
TOTAL BRITISH EMPIRE	148	67	178	11	112	57	32	119	6	120
TOTAL FOREIGN COUNTRIES	189	352	67	169	200	56	224	32	68	100
Share of Bombay	282	419	141	180	112	113	258	61	74	120
" Sind	30	..	300	15	..	100
" Madras	74	75
TOTAL	282	419	245	180	312	113	258	151	74	220

No. 12—continued

ARTICLES, AND COUNTRIES OF FINAL DESTINATION, ALSO SHARE OF EACH PROVINCE	QUANTITY					VALUE				
	1930-31	1931-32	1932-33	1933-34	1934-35	1930-31	1931-32	1932-33	1933-34	1934-35
	Cwts.	Cwts.	Cwts.	Cwts.	Cwts.	Rs.	Rs.	Rs.	Rs.	Rs.
Gauze and Rattans (II. S)—										
United Kingdom (including Channel Islands)	595	945	187	642	160	13,185	18,455	4,040	11,604	3,150
Other British Possessions	30	26	58	39	110	920	980	1,653	1,545	5,362
TOTAL BRITISH EMPIRE	626	971	245	721	279	14,105	19,435	5,693	13,149	8,512
France	5	739	836	110	16,600	17,700
Spain	218	5,990
Egypt	496	309	456	629	570	20,720	10,555	17,480	20,570	18,460
Other Foreign Countries	80	167	409	122	83	3,900	5,075	12,015	4,547	3,390
TOTAL FOREIGN COUNTRIES	581	1,215	1,919	761	653	24,730	32,230	52,535	26,117	21,820
Share of Bengal	30	275
.. Bombay	1,187	2,180	2,164	1,472	860	38,560	51,665	68,228	38,266	26,332
.. Sind	72	4,000
TOTAL	1,207	2,186	2,164	1,472	932	38,885	51,665	68,228	38,266	30,332
Chemicals and Chemical preparations (excluding chemical manures and medicines)—										
Aluminous Sulphates (including Alum) (III. O)—										
TOTAL BRITISH EMPIRE	169	177	112	112	107	2,368	2,278	2,170	2,180	1,818
TOTAL FOREIGN COUNTRIES	360	484	371	195	107	4,527	4,010	2,933	2,258	1,484
Share of Bombay	515	493	286	304	205	6,505	5,319	3,939	4,383	3,248
.. Sind	23	168	197	3	9	410	960	1,164	14	54
.. Madras	9
TOTAL	538	661	483	307	214	6,915	6,288	5,103	4,397	3,302
Ammonia and salts thereof (III. O)—										
TOTAL BRITISH EMPIRE	102	105	77	98	84	2,966	2,507	1,940	2,786	2,570
Iran	241	47	201	114	245	9,935	11,231	4,893	3,695	6,082
Other Foreign Countries	115	101	171	70	100	3,005	2,590	3,804	2,077	2,670
TOTAL FOREIGN COUNTRIES	356	572	372	184	345	12,940	13,821	8,697	5,772	8,752
Share of Bengal	..	2	10	80
.. Bombay	427	661	436	379	426	10,568	16,066	10,162	7,630	11,089
.. Sind	31	14	13	2	1	5,328	482	475	162	118
.. Madras	2	116
.. Burma	1	166	..
TOTAL	458	677	449	282	420	15,906	16,628	10,637	7,958	11,822
Arsenic and its oxides (III. O)—										
TOTAL BRITISH EMPIRE	16	3	6	440	120	150
TOTAL FOREIGN COUNTRIES	21	5	..	9	..	814	245	..	270	..
Share of Bombay	37	3	6	9	..	1,254	365	160	270	..

GENERAL EXPORTS

(732)

FOREIGN MERCHANDISE

No. 12—continued

ARTICLES, AND COUNTRIES OF FINAL DESTINATION; ALSO SHARE OF EACH PROVINCE	QUANTITY					VALUE				
	1930-31	1931-32	1932-33	1933-34	1934-35	1930-31	1931-32	1932-33	1933-34	1934-35
Chemicals and Chemical preparations (excluding chemical manures and medicines)—continued						R	R	R	R	R
<i>Sulphuric acid (III. O)—</i>	Cwts.	Cwts.	Cwts.	Cwts.	Cwts.					
TOTAL BRITISH EMPIRE	60	74	86	176	90	2,260	1,916	2,914	2,029	3,582
Iran	407	7	10	1	..	5,560	160	610	36	46
Other Foreign Countries . .	47	21	1	..	2	1,655	529	60	10	45
TOTAL FOREIGN COUNTRIES	454	28	17	1	2	7,215	689	670	46	90
<i>Share of Bengal</i>	..	1	13	5	48	..	42	700	150	1,250
.. Bombay	451	40	36	32	42	7,626	1,237	1,695	1,450	2,362
.. Sind	7	9	18	..	2	380	196	565	10	60
.. Madras	3	140	..	25	20	..	1,064	..
.. Burma	43	62	36	1,446	1,110	724
TOTAL	514	102	103	177	92	9,475	2,604	3,584	2,674	3,672
<i>Other sorts of Chemicals (III. C)—</i>										
United Kingdom (including Channel Islands)	—	—	—	—	—	4,087	15,002	5,887	19,785	4,508
Aden and Dependencies . . .	—	—	—	—	—	3,569	3,858	16,819	2,009	9,011
Bahrain Islands	—	—	—	—	—	6,257	9,408	10,046	9,845	7,992
Ceylon (excluding Maldives) .	—	—	—	—	—	9,078	21,862	31,434	4,505	18,773
Straits Settlements	—	—	—	—	—	6,003	1,452	2,853	5,359	1,583
Kenya Colony	—	—	—	—	—	2,895	3,372	5,142	1,917	3,441
Other British Possessions . .	—	—	—	—	—	8,895	11,345	7,698	9,889	5,197
TOTAL BRITISH EMPIRE	—	—	—	—	—	42,144	66,339	79,819	53,289	45,505
Germany	—	—	—	—	—	18,019	4,554	2,527	2,974	8,876
Native States in Arabia other than Maskat Territory and Trucial Oman	—	—	—	—	—	5,742
Iraq	—	—	—	—	—	6,254	5,346	7,151	7,779	12,172
Iran	—	—	—	—	—	19,060	7,253	17,130	16,952	7,168
Other Foreign Countries . . .	—	—	—	—	—	18,311	14,837	14,018	13,425	16,271
TOTAL FOREIGN COUNTRIES	—	—	—	—	—	61,644	31,900	40,826	41,130	50,229
<i>Share of Bengal</i>	—	—	—	—	—	7,430	32,311	33,659	8,902	16,141
.. Bombay	—	—	—	—	—	78,814	48,660	59,319	53,003	52,675
.. Sind	—	—	—	—	—	12,865	11,113	14,061	14,109	23,159
.. Madras	—	—	—	—	—	2,729	6,134	8,982	17,268	1,914
.. Burma	—	—	—	—	—	2,550	102	4,624	1,137	1,545
TOTAL	—	—	—	—	—	1,03,728	98,329	1,20,645	94,419	95,734
<i>Total value of Chemicals and chemical prepara- tions—</i>										
United Kingdom (including Channel Islands)	—	—	—	—	—	4,982	15,199	6,912	20,066	4,853
Aden and Dependencies . . .	—	—	—	—	—	4,104	5,208	17,489	3,489	10,730
Bahrain Islands	—	—	—	—	—	7,568	10,943	10,816	10,630	8,607
Ceylon (excluding Maldives) .	—	—	—	—	—	10,873	22,411	32,869	5,719	15,364
Straits Settlements	—	—	—	—	—	3,698	3,122	3,517	5,724	2,078

No. 12—continued

ARTICLES, AND COUNTRIES OF FINAL DESTINATION, ALSO SHARE OF EACH PROVINCE	QUANTITY					VALUE				
	1930-31	1931-32	1932-33	1933-34	1934-35	1930-31	1931-32	1932-33	1933-34	1934-35
						Rs	Rs	Rs	Rs	Rs
Chemicals and Chemical preparations (excluding chemical manures and medicines)—concluded										
Total value of Chemicals and chemical preparations —contd.										
Kenya Colony	—	—	—	—	—	4,298	3,047	6,042	8,492	4,016
Other British Possessions	—	—	—	—	—	9,680	12,538	9,348	11,673	7,171
TOTAL BRITISH EMPIRE	—	—	—	—	—	50,198	78,459	86,093	60,843	58,475
Germany	—	—	—	—	—	18,069	4,598	2,572	8,024	9,176
Iraq	—	—	—	—	—	8,229	8,728	7,151	7,999	12,331
Mascat Territory and Trucial Oman	—	—	—	—	—	5,620	4,050	5,045	3,382	4,216
Other Native States in Arabia	—	—	—	—	—	7,701	7,716	8,068	6,174	8,250
Iran	—	—	—	—	—	88,076	21,162	23,846	20,082	18,295
Other Foreign Countries	—	—	—	—	—	9,445	7,503	6,446	8,264	13,287
TOTAL FOREIGN COUNTRIES	—	—	—	—	—	87,140	50,755	58,126	48,878	60,555
Share of Bengal	—	—	—	—	—	7,440	32,433	34,359	4,397	17,391
“ Bombay	—	—	—	—	—	1,04,766	71,656	76,165	7,938	69,374
“ Sind	—	—	—	—	—	18,283	12,750	16,265	270	23,391
“ Madras	—	—	—	—	—	2,754	6,163	3,982	3,674	2,029
“ Burma	—	—	—	—	—	3,995	1,212	5,348	94,419	1,845
TOTAL	—	—	—	—	—	1,37,338	1,24,214	1,40,119	1,09,718	1,14,030
Chinese and Japanese ware (including lacquered ware but excluding earthenware and porcelain) (III. H)—										
United Kingdom (including Channel Islands)	—	—	—	—	—	81,930	61,402	22,070	13,470	16,670
Other British Possessions	—	—	—	—	—	2,518	2,170	100	275	570
TOTAL BRITISH EMPIRE	—	—	—	—	—	84,498	63,572	22,170	13,745	10,240
TOTAL FOREIGN COUNTRIES	—	—	—	—	—	4,560	627	1,930	1,535	1,216
Share of Bengal	—	—	—	—	—	1,250	320	—	550	300
“ Bombay	—	—	—	—	—	28,349	46,575	30,250	12,550	19,235
“ Madras	—	—	—	—	—	6,676	3,973	2,435	401	75
“ Burma	—	—	—	—	—	3,853	3,331	1,415	1,449	845
TOTAL	—	—	—	—	—	30,058	54,199	24,100	15,280	20,456
Clocks and Watches and parts thereof— Clocks and Watches (III. D)—										
Straits Settlements	No. 3,301	No. 1	No. ..	No. 15	No. 8	11,861	20	..	839	60
Other British Possessions	364	239	142	205	338	6,332	6,238	3,923	4,004	3,898
TOTAL BRITISH EMPIRE	3,665	240	142	310	341	18,193	6,258	3,923	4,343	3,958
Germany	720	327	1	1	1,000	2,138	1,072	13	37	5,664
Other Foreign Countries	150	168	48	232	470	1,867	3,257	307	2,598	5,902
TOTAL FOREIGN COUNTRIES	870	495	49	233	1,470	4,005	4,329	410	2,635	11,646
Share of Bengal	834	12	43	16	8	4,724	225	186	567	418
“ Bombay	3,609	666	92	446	1,767	10,319	8,541	2,226	3,944	14,556
“ Sind	98	261	27	66	30	665	478	313	1,157	435
“ Madras	1	19	24	6	4	260	450	1,465	530	168
“ Burma	2	12	5	11	2	25	787	153	780	27
TOTAL	4,544	735	191	543	1,811	22,193	10,687	4,338	6,978	15,604

GENERAL EXPORTS

(734)

FOREIGN MERCHANDISE

No. 12—continued

ARTICLES, AND COUNTRIES OF FINAL DESTINATION; ALSO SHARE OF EACH PROVINCE	QUANTITY					VALUE				
	1930-31	1931-32	1932-33	1933-34	1934-35	1930-31	1931-32	1932-33	1933-34	1934-35
						R	R	R	R	R
Clocks and Watches and parts thereof—continued										
<i>Parts of Clocks and Watches (III, D)—</i>										
TOTAL BRITISH EMPIRE	—	—	—	—	—	450	160	..	710	..
TOTAL FOREIGN COUNTRIES	—	—	—	—	—	2,573	260
Share of Bengal . . .	—	—	—	—	—	450	160
„ Bombay . . .	—	—	—	—	—	2,433	370	..
„ Sind . . .	—	—	—	—	—	140	400	260
TOTAL	—	—	—	—	—	3,023	160	..	710	260
Coal and Coke (II, A)—	Tons	Tons	Tons	Tons	Tons					
United Kingdom (including Channel Islands) . . .	4,138	3,401	2,051	1,040	..	80,805	90,737	48,814	18,000	10
Aden and Dependencies . .	637	..	290	11,186	..	5,800
Other British Possessions . .	287	1	5,389	60
TOTAL BRITISH EMPIRE	5,062	3,401	2,341	1,040	1	97,280	90,737	54,614	18,000	70
Germany	1,513	..	1	23,979	..	300	..	100
Belgium	650	13,000
France	1,280	23,221
Italy (including Trieste) . .	2,171	..	536	44,321	..	9,112
Turkey, Asiatic	400	6,800
Iraq	3,618	1,373	135	263	31	63,052	34,995	3,618	4,949	885
Native States in Arabia other than Maskat Terri- tory and Trucial Oman . . .	11,669	2,00,985
Honjam Islands	330	6,270
Java	1,950	35,180
Siam	475	9,025
China (exclusive of Hong- kong and Macao)	550	13,200
Japan	2,899	250	..	55,081	3,750	..
Other Foreign Countries . .	40	40	33	1,100	1,120	667
TOTAL FOREIGN COUNTRIES	27,545	1,413	705	513	31	5,14,674	36,115	13,607	8,699	985
Share of Bombay	26,106	4,536	1,970	1,396	..	4,80,788	1,21,147	49,536	21,339	..
„ Sind	6,501	228	1,075	257	32	1,21,166	5,705	13,737	4,660	10
„ Madras	1	39	..	1,006
„ Burma	40
TOTAL	32,607	4,814	3,046	1,558	32	6,11,954	1,26,852	68,311	26,639	1,055
COAL SHIPPED FOR THE USE OF STEAMERS, etc., engaged in the foreign trade*(a)—		Tons	Tons	Tons	Tons					
Share of Bombay	—	14,901	6,266	9,885	10,117	—	—	—	—	—
„ Sind	—	3,431	7,025	10,001	16,729	—	—	—	—	—
„ Madras	—	140	..	430	..	—	—	—	—	—
„ Burma	—	150	175	60	300	—	—	—	—	—
TOTAL	—	23,672	13,466	20,376	27,146	—	—	—	—	—

* Coal shipped for the use of steamers, etc., is not re-exports in the ordinary acceptation of the term, and the value thereof is, accordingly, not included in these Accounts
(a) Separately recorded from 1931-32;

No. 12—continued

ARTICLES, AND COUNTRIES OF FINAL DESTINATION; ALSO SHARE OF EACH PROVINCE	QUANTITY					VALUE				
	1930-31	1931-32	1932-33	1933-34	1934-35	1930-31	1931-32	1932-33	1933-34	1934-35
						R	R	R	R	R
Coffee (I. I.)—										
United Kingdom (including Channel Islands)	Cwts.	Cwts.	Cwts.	Cwts.	Cwts.					
.	20	158	1,135	9,500
Palestine	238	165	13,010	5,000
Bahrain Islands	1,209	685	63,161	24,980
Ceylon (excluding Maldives)	98	6	5,891	160
Other British Possessions .	5	73	350	2,473	7
TOTAL BRITISH EMPIRE	1,545	899	158	83,012	34,718	9,500	..	7
Syria	275	164	18,098	9,240
Maskat Territory and Trucial Oman	828	348	50,134	13,525
Other Native States in Arabia	100	170	6,211	7,430
Iraq	1,586	916	88,641	39,281
Iran	502	276	25,858	10,301
Other Foreign Countries	58	6	40	2,875	320
TOTAL FOREIGN COUNTRIES	3,291	1,927	6	1,34,482	79,662	320
Share of Bengal	1	50
" Bombay	4,829	2,731	157	..	6	2,67,084	1,19,702	9,450	..	320
" Sind	7	16	380	773
" Madras	6	30	160	7
" Burma	74	2,735
TOTAL	4,836	2,826	158	..	6	2,67,494	1,14,370	9,500	..	327
Cordage and rope of vegetable fibre (excluding jute and cotton) (III. U)—										
United Kingdom (including Channel Islands)	Cwts.	Cwts.	Cwts.	Cwts.	Cwts.					
.	14	698	1,008	26	1,404	1,775	5,515	10,400	260	14,449
Other British Possessions	57	24	44	89	143	2,367	920	1,451	925	3,107
TOTAL BRITISH EMPIRE	71	622	1,047	66	1,547	4,142	6,435	11,851	1,185	17,556
TOTAL FOREIGN COUNTRIES	91	59	81	28	68	6,435	3,814	2,761	1,582	1,677
Share of Bengal	8	598	959	26	1,482	372	5,515	10,180	273	16,807
" Bombay	129	34	93	51	44	3,334	1,494	3,219	2,014	980
" Sind	25	6	36	16	7	371	340	1,213	480	276
" Burma	43	82	..	3,000	1,170
TOTAL	162	681	1,128	98	1,615	9,677	10,240	14,612	2,767	19,238
Cutlery (III. D)—										
United Kingdom (including Channel Islands)	—	—	—	—	—	22,038	82,597	23,235	16,877	10,797
Ceylon (excluding Maldives)	—	—	—	—	—	9,900	7,024	3,010	3,280	5,969
Kenya Colony	—	—	—	—	—	25,802	10,680	5,312	9,144	12,713
Tanganyika Territory	—	—	—	—	—	26,375	20,425	3,675	1,110	4,200
Other British Possessions	—	—	—	—	—	13,441	10,617	8,800	10,409	10,612
TOTAL BRITISH EMPIRE	—	—	—	—	—	97,156	81,243	44,122	40,820	44,311

GENERAL EXPORTS

(736)

FOREIGN MERCHANDISE

No. 12—continued

ARTICLES, AND COUNTRIES OF FINAL DESTINATION; ALSO SHARE OF EACH PROVINCE	QUANTITY					VALUE				
	1930-31	1931-32	1932-33	1933-34	1934-35	1930-31	1931-32	1932-33	1933-34	1934-35
						R	R	R	R	R
Cutlery (III. D)—continued										
Germany	—	—	—	—	—	4,645	2,847	1,650	2,637	9,443
Mascat Territory and Trucial Oman	—	—	—	—	—	4,845	5,095	2,725	2,830	8,365
Other Native States in Arabia	—	—	—	—	—	13,570	2,500	3,876	4,730	3,730
Iran	—	—	—	—	—	6,650	2,082	1,710	2,915	2,087
Portuguese East Africa	—	—	—	—	—	22,426	14,441	13,648	16,435	5,475
Other Foreign Countries	—	—	—	—	—	9,116	7,874	7,120	9,778	4,245
TOTAL FOREIGN COUNTRIES	—	—	—	—	—	61,252	34,530	30,738	39,323	33,545
Share of Bengal	—	—	—	—	—	4,650	11,365	1,559	5,604	3,937
" Bombay	—	—	—	—	—	1,42,917	94,277	62,245	60,711	63,679
" Sind	—	—	—	—	—	4,949	1,659	5,558	10,833	6,954
" Madras	—	—	—	—	—	4,373	3,492	4,037	1,210	1,741
" Burma	—	—	—	—	—	2,467	5,289	1,271	1,785	1,295
TOTAL	—	—	—	—	—	1,50,408	1,16,082	74,860	80,143	77,656
Drugs and Medicines (ex- cluding chemicals and narcotics)—										
Assam (III. C) —										
Ceylon (excluding Maldives)	109	114	78	152	173	8,370	6,635	2,947	4,525	5,252
Straits Settlements	485	526	296	542	241	21,480	16,242	9,823	13,031	7,525
Kenya Colony	61	42	33	50	50	5,305	3,225	2,675	3,715	4,285
Other British Possessions	185	115	153	126	262	10,675	7,515	9,100	7,989	9,400
TOTAL BRITISH EMPIRE	840	797	555	870	735	45,830	33,617	24,545	39,160	26,552
Germany	110	..	49	237	..	3,492	..	1,020	5,240
United States of America— Via Atlantic Coast	219	47	202	6,810	1,650	4,785
Other Foreign Countries	211	181	72	58	232	10,733	9,037	3,905	3,105	7,394
TOTAL FOREIGN COUNTRIES	430	338	72	107	469	17,543	12,129	3,905	4,125	17,419
Share of Bombay	1,270	1,024	627	977	1,406	62,923	42,024	28,450	34,255	43,971
" Sind	111	460	3,622
TOTAL	1,270	1,135	627	977	1,406	63,373	45,646	28,450	34,255	43,971
Camphor (III. C)—										
Ceylon (excluding Maldives)	3,970	158	100	50	1,000	8,145	165	370	150	1,500
Straits Settlements	100	29,127	3,045	106	34,940	3,806	..
Mauritius and Dependencies	5,192	5,356	4,854	..	5,629	6,950	5,703	8,550	..	7,595
Other British Possessions	886	887	560	630	816	1,615	1,340	1,152	1,175	1,100
(TOTAL BRITISH EMPIRE)	10,018	6,499	34,441	3,725	7,445	16,710	10,314	45,012	5,131	10,195
Italy (including Fiume)	10,100	11,170
Iraq	900	..	4,060	1,030	600	1,500	..	6,135	1,592	610
Other Foreign Countries	230	1,222	3,648	2,392	2,320	555	1,822	5,237	3,013	2,335
TOTAL FOREIGN COUNTRIES	1,130	1,222	7,708	3,472	13,020	2,855	1,822	11,872	5,503	14,115
Share of Bengal	5,792	5,356	4,654	..	5,629	6,380	3,793	8,550	..	7,595
" Bombay	6,099	2,009	8,268	4,152	14,836	12,235	3,012	12,788	6,528	16,715
" Madras	356	20,100	421	21,356
" Burma	9,127	3,045	13,690	3,599	..
TOTAL	11,198	7,721	42,140	7,197	20,465	19,065	12,136	56,984	10,634	24,810

No. 12—continued

ARTICLES, AND COUNTRIES OF FINAL DESTINATION; ALSO SHARE OF EACH PROVINCE	QUANTITY					VALUE				
	1930-31	1931-32	1932-33	1933-34	1934-35	1930-31	1931-32	1932-33	1933-34	1934-35
	Lbs.	Lbs.	Lbs.	Lbs.	Lbs.	R	R	R	R	R
Drugs and Medicines (ex- cluding chemicals and narcotics)—continued.										
Quinine Salts—										
Quinine Sulphate or bisulphate (III. C)—										
United Kingdom (including Channel Islands)	399	700	482	..	0	6,668	1,158	5,765	..	284
Other British Possessions	33	..	95	889	..	1,575
TOTAL BRITISH EMPIRE	399	700	515	..	101	6,668	1,158	6,654	..	1,859
Germany	60	6	307	1,200	150	6,944
Other Foreign Countries . . .	50	..	182	12	..	1,000	..	1,220	323	..
TOTAL FOREIGN COUNTRIES	110	6	489	12	..	2,200	150	8,164	323	..
Share of Bengal	80	672	275	368	568	6,671
" Bombay	168	34	674	..	101	8,000	350	8,052	..	1,859
" Sind	6	12	95	323	..
TOTAL	508	706	954	12	101	8,668	1,308	14,818	323	1,859
Quinine hydrochloride or Dihydrochloride (III. C)—										
Iran	7
Share of Sind	7
Others (III. C)—										
United Kingdom (including Channel Islands)	107	858	840	11,624
Other British Possessions	15	220	..	210	1,820
TOTAL BRITISH EMPIRE	107	15	1,078	840	210	13,444
Germany	112	215	..	2,432	8,175
Belgium	500	81	..	3,300	..	1,474	2,800	..	13,270	..
Other Foreign Countries	400	35	2,680	905	..
TOTAL FOREIGN COUNTRIES	500	193	400	3,395	215	1,474	4,682	2,680	14,184	8,175
Share of Bengal	680	208	400	3,395	1,103	1,474	4,842	2,680	14,184	13,622
" Bombay	107	82	849	2,080
" Madras	208	917
TOTAL	667	203	400	3,395	1,203	2,323	4,842	2,680	14,184	21,610
Saccharin (III. C)—										
Makat Territory and Trucial Oman	500	5,500	..
Other Native States in Arabia .	200	..	100	..	1,200	900	..	500	..	5,034
Other Foreign Countries . . .	150	873
TOTAL FOREIGN COUNTRIES	350	..	100	500	1,200	1,773	..	500	5,500	5,034
Share of Bombay	200	..	100	100	..	900	..	500	5,500	..
" Sind	100	1,100	352	5,034
" Burma	50	481
TOTAL	350	..	100	500	1,200	1,773	..	500	5,500	5,034
Other sorts of Drugs and Medicines (III. C)—										
United Kingdom (including Channel Islands)	21,100	8,400	12,359	46,406	14,408
Aden and Dependencies	2,005	8,333	1,016	792	1,010
Bahrain Islands	2,809	9,646	17,445	6,778	12,342
Ceylon (excluding Maldives).	45,243	48,600	23,720	19,987	30,797
Straits Settlements	4,807	11,987	2,589	6,007	8,617
Hongkong	8,183	1,918	2,935	..	9,014
Tanganyika Territory	4,167	1,032	6,045	1,180	1,700

GENERAL EXPORTS

(738)

FOREIGN MERCHANDISE

No. 12—continued

ARTICLES AND COUNTRIES OF FINAL DESTINATION; ALSO SHARE OF EACH PROVINCE	QUANTITY					VALUE				
	1930-31	1931-32	1932-33	1933-34	1934-35	1930-31	1931-32	1932-33	1933-34	1934-35
Drugs and Medicines (excluding chemicals and narcotics)—continued						R	R	R	R	R
<i>Other sorts of Drugs and Medicines (III. C)—contd.</i>										
Commonwealth of Australia	—	—	—	—	—	826	6,732	4,050
Other British Possessions	—	—	—	—	—	4,805	10,125	5,100	6,111	5,833
TOTAL BRITISH EMPIRE	—	—	—	—	—	93,069	95,059	72,020	93,043	87,871
Germany	—	—	—	—	—	20,063	10,588	10,039	10,510	1,48,191
Netherlands	—	—	—	—	—	3,19,594	513	5,030	7,705	5,150
France	—	—	—	—	—	3,801	3,123	1,523	3,688	15,816
Greece (including Crete)	—	—	—	—	—	10,611	..
Native States in Arabia other than Maskat Territory and Trucial Oman	—	—	—	—	—	8,605	5,950	5,784	3,131	906
Iran	—	—	—	—	—	9,750	20,207	9,620	10,966	7,226
China (exclusive of Hongkong and Macao)	—	—	—	—	—	974	11,611	14,250	9,194	7,854
Japan	—	—	—	—	—	3,475	2,580	1,219	2,018	714
Egypt	—	—	—	—	—	4,113	826	1,220	5,110	1,242
United States of America— Pacific Coast	—	—	—	—	—	14,277	4,690	5,083	6,239	5,853
" Pacific "	—	—	—	—	—	587	5
Other Foreign Countries	—	—	—	—	—	3,671	9,424	9,004	7,490	12,003
TOTAL FOREIGN COUNTRIES	—	—	—	—	—	3,98,323	69,512	72,877	77,318	2,05,565
Share of Bengal	—	—	—	—	—	1,17,976	32,449	42,952	67,924	58,033
" Bombay	—	—	—	—	—	2,38,252	98,331	83,221	91,236	2,24,835
" Sind	—	—	—	—	—	3,412	11,505	7,107	7,898	6,718
" Madras	—	—	—	—	—	1,37,374	13,405	3,926	1,834	2,733
" Burma	—	—	—	—	—	5,278	3,731	7,491	1,769	2,622
TOTAL	—	—	—	—	—	4,92,292	1,64,571	1,44,897	1,70,361	2,92,986
Total value of Drugs and Medicines—										
United Kingdom (including Channel Islands)	—	—	—	—	—	30,717	9,647	18,124	46,406	24,854
Aden and Dependencies	—	—	—	—	—	5,575	5,723	2,961	3,222	2,367
Bahrain Islands	—	—	—	—	—	3,039	9,906	18,042	7,128	12,344
Ceylon (excluding Maldives)	—	—	—	—	—	61,758	50,309	27,907	28,762	46,612
Straits Settlements	—	—	—	—	—	26,287	28,885	47,332	23,744	18,348
Hongkong	—	—	—	—	—	8,637	2,678	3,735	..	11,564
Union of South Africa	—	—	—	—	—	5,050	4,765	5,830	5,122	3,876
Kenya Colony	—	—	—	—	—	7,451	7,036	4,903	6,924	7,700
Tanganyika Territory	—	—	—	—	—	4,487	1,602	6,480	1,410	2,500
Mauritius and Dependencies	—	—	—	—	—	7,626	3,943	3,900	805	7,851
Commonwealth of Australia	—	—	—	—	—	..	1,607	825	6,732	4,050
Other British Possessions	—	—	—	—	—	3,850	5,647	3,092	3,019	2,358
TOTAL BRITISH EMPIRE	—	—	—	—	—	1,64,507	1,40,253	1,43,281	1,28,334	1,39,421
Germany	—	—	—	—	—	21,785	16,312	26,089	11,539	1,61,008
Netherlands	—	—	—	—	—	3,19,594	513	3,610	8,670	5,150
Belgium	—	—	—	—	—	1,474	2,200	..	13,279	4,935
France	—	—	—	—	—	7,901	3,849	1,523	3,688	19,366
Italy (including Flumo)	—	—	—	—	—	11,880
Greece (including Crete)	—	—	—	—	—	10,611	..
Maskat Territory and Trucial Oman	—	—	—	—	—	1,404	2,740	3,431	7,589	1,536
Other Native States in Arabia	—	—	—	—	—	9,669	6,150	7,817	3,331	9,769
Iraq	—	—	—	—	—	5,381	3,634	10,605	5,244	4,833
Iran	—	—	—	—	—	10,950	21,024	14,050	12,502	9,331
China (exclusive of Hongkong and Macao)	—	—	—	—	—	974	11,655	14,250	9,194	7,854

No. 12--continued

ARTICLES, AND COUNTRIES OF FINAL DESTINATION; ALSO SHARE OF EACH PROVINCE	QUANTITY					VALUE				
	1930-31	1931-32	1932-33	1933-34	1934-35	1930-31	1931-32	1932-33	1933-34	1934-35
Drugs and Medicines (ex- cluding chemicals and narcotics)—concluded						₹	₹	₹	₹	₹
<i>Total value of Drugs and Medicines—continued.</i>										
Japan	—	—	—	—	—	8,925	2,580	1,209	2,018	714
Egypt	—	—	—	—	—	5,588	1,026	1,220	7,862	1,707
United States of America—										
Via Atlantic Coast	—	—	—	—	—	21,087	6,340	5,088	6,239	10,648
" Pacific "	—	—	—	—	—	587	5
Other Foreign Countries	—	—	—	—	—	8,619	9,677	5,828	4,800	4,788
TOTAL FOREIGN COUNTRIES	—	—	—	—	—	4,23,187	88,245	99,806	1,06,958	2,50,908
<i>Share of Bengal</i>	—	—	—	—	—	1,27,748	46,982	60,853	81,608	82,240
" Bombay	—	—	—	—	—	3,23,769	1,43,717	1,33,011	1,38,172	2,89,460
" Sind	—	—	—	—	—	4,254	15,327	7,209	7,898	12,352
" Madras	—	—	—	—	—	1,87,374	13,826	25,282	1,834	3,655
" Burma	—	—	—	—	—	5,759	8,781	21,181	5,675	2,622
TOTAL	—	—	—	—	—	5,87,604	2,28,503	2,47,530	2,35,287	3,90,329
Dyeing and Tanning Sub- stances—										
Cochineal (III. E)—	Cwts.	Cwts.	Cwts.	Cwts.	Cwts.					
TOTAL BRITISH EMPIRE	8	1	1	7	2	310	50	50	230	185
Maskat Territory and Trucial Oman	41	3	12	..	3	9,872	509	2,012	..	390
Iran	68	98	88	24	67	15,528	16,342	6,526	3,041	7,149
Other Foreign Countries	3	10	180	1,000
TOTAL FOREIGN COUNTRIES	104	96	50	27	80	25,400	16,911	8,538	3,201	8,488
<i>Share of Bombay</i>	107	97	48	34	82	25,710	16,961	7,582	3,431	8,623
" Madras	6	1,006
TOTAL	107	97	51	34	82	25,710	16,961	8,588	3,431	8,623
Cutch and Gambier (III. E)—	Cwts.	Cwts.	Cwts.	Cwts.	Cwts.					
TOTAL BRITISH EMPIRE	62	57	32	27	9	3,460	3,365	1,670	1,285	423
TOTAL FOREIGN COUNTRIES	37	11	11	55	30	1,612	875	645	1,740	1,095
<i>Share of Bengal</i>	1	1	20	18
" Bombay	99	68	43	31	38	5,072	4,240	2,315	2,965	1,500
TOTAL	99	68	43	32	39	5,072	4,240	2,315	2,975	1,518
DYE OBTAINED FROM COAL TAR—	Lbs.	Lbs.	Lbs.	Lbs.	Lbs.					
Alizarine (III. E)—										
TOTAL BRITISH EMPIRE	2,101	1,035	765	1,099	132	1,008	607	550	862	80
TOTAL FOREIGN COUNTRIES	410	224	403	234	..	485	150	216	255	..
<i>Share of Bombay</i>	774	673	179	336	..	525	450	78	355	..
" Sind	84	587	112	60	307	60
" Madras	1,653	..	377	967	132	608	..	630	752	80
TOTAL	2,511	1,259	1,168	1,323	132	1,493	757	766	1,107	80

GENERAL EXPORTS

(740)

FOREIGN MERCHANDISE

No. 12—continued

ARTICLES, AND COUNTRIES OF FINAL DESTINATION; ALSO SHARE OF EACH PROVINCE	QUANTITY					VALUE				
	1930-31	1931-32	1932-33	1933-34	1934-35	1930-31	1931-32	1932-33	1933-34	1934-35
Dyeing and Tanning Substances—continued						R	R	R	R	R
DYES OBTAINED FROM COAL TAR—continued										
Anthine (III. E)—	Lbs.	Lbs.	Lbs.	Lbs.	Lbs.					
United Kingdom (including Channel Islands)	17,740	77	585	9,208	432	31,915	155	5,158	10,515	1,551
Aden and Dependences	18,136	3,112	4,111	..	2,548	17,566	3,275	3,450	..	2,622
Ceylon (excluding Maldives)	13,235	15,623	25,174	20,925	11,505	25,958	47,607	55,231	36,305	26,519
Kenya Colony	2,056	1,550	830	11,190	5,855	2,525	2,525	1,156	15,145	8,305
Other British Possessions	6,180	6,220	8,311	3,822	4,931	9,780	6,570	5,026	4,985	7,378
TOTAL BRITISH EMPIRE	57,347	26,586	39,011	45,140	25,271	87,774	60,138	70,020	67,040	46,376
Germany	5,361	112	6,239	11,563	3,701	5,744	75	10,291	46,612	34,055
Netherlands	863	..	10,080	580	380	2,403	..	1,25,380	600	8,520
Belgium	17,010	9,442	720	25,215	12,072	1,999
France	333	1,698	28	1,850	..	620	2,000	98	8,675
Native States in Arabia other than Maskat Territory and Trucial Oman	5,012	2,672	300	150	164	5,093	2,762	700	800	300
Iran	35,296	18,132	44,396	43,984	53,500	46,074	18,300	37,891	36,932	51,935
Java	8,960	749	..	8,960	1,542
China (exclusive of Hong-kong and Macao)	12,319	..	1,508	2,016	698	14,897	..	10,556	11,592	3,607
Japan	59	8,728	5,218	1,180	32,899	12,029
United States of America—Vid Atlantic Coast	56	3,038	224	465	6,276	126	18,207	1,400	2,937	18,451
Other Foreign Countries	2,440	2,206	1,412	1,298	2,750	850	2,800	2,356	2,450	5,309
TOTAL FOREIGN COUNTRIES	78,377	40,950	65,916	68,306	80,986	1,01,402	63,976	2,01,254	1,34,470	1,30,503
Share of Bengal	3,584	280	224	7,050	260	332
" Bombay	124,327	64,370	99,897	109,718	1,00,445	1,72,771	1,10,351	2,63,129	1,97,764	1,73,407
" Sind	3,218	11,300	156	100	158	3,500	12,500	474	149	300
" Madras	1,685	988	3,754	3,793	4,671	5,245	1,238	3,191	3,237	7,297
" Burma	2,380	..	1,120	50	749	610	..	4,480	100	1,542
TOTAL	136,724	76,588	104,927	113,946	106,257	1,89,176	1,24,109	2,71,274	2,01,510	1,82,872
Others (III. E)—	Lbs.	Lbs.	Lbs.	Lbs.	Lbs.					
TOTAL BRITISH EMPIRE	908	224	1,844	1,389	74	2,610
Belgium	2,800	..	112	6,840	..	552	..
Iran	43,792	1,790	6,334	1,120	..	59,501	2,304	12,087	1,080
Java	1,568	7,840
United States of America—Vid Atlantic Coast	5,301	9,436
Other Foreign Countries	112	..	112	324	..	210	..
TOTAL FOREIGN COUNTRIES	..	48,272	1,790	6,558	6,511	..	74,495	2,304	12,849	11,116
Share of Bombay	3,024	..	112	5,391	..	10,144	..	552	2,436
" Sind	644	42,672	1,790	6,446	1,120	900	57,911	2,394	12,297	1,680
" Madras	284	2,300	1,344	489	6,514	2,610
TOTAL	908	48,406	3,134	6,558	6,511	1,389	74,509	5,504	12,849	11,116
Saffron (III. E)—	Lbs.	Lbs.	Lbs.	Lbs.	Lbs.					
TOTAL BRITISH EMPIRE	1,200	1,475	405	576	588	2,388	4,111	3,620	6,415	4,660

No. 12—continued

ARTICLES, AND COUNTRIES OF FINAL DESTINATION; ALSO SHARE OF EACH PROVINCE	QUANTITY					VALUE				
	1930-31	1931-32	1932-33	1933-34	1934-35	1930-31	1931-32	1932-33	1933-34	1934-35
Dyeing and Tanning Substances—continued										
Saffron (III. E)—continued	Lbs.	Lbs.	Lbs.	Lbs.	Lbs.	R	R	R	R	R
Native States in Arabia Other than Maskat Territory and Trucial Oman	1,418	1,266	500	580	450	9,500	6,573	2,637	3,380	5,075
Other Foreign Countries	1,868	160	1,600	920	253	2,241	1,755	3,524	2,990	910
TOTAL FOREIGN COUNTRIES	3,286	1,426	2,100	1,400	703	11,741	8,328	6,161	5,770	5,985
<i>Share of Bengal</i>	1	30	..
.. Bombay	4,486	2,901	3,605	1,975	1,291	14,111	12,437	9,781	11,755	10,616
.. Sind	7
.. Madras	9	9
TOTAL	4,486	2,901	2,505	1,976	1,291	14,127	12,439	9,781	11,185	10,616
Other sorts (III. E)—	Cwts.	Cwts.	Cwts.	Cwts.	Cwts.					
Aden and Dependencies	82	82	111	86	87	3,220	3,545	5,349	1,975	4,030
Straits Settlements	271	241	340	327	463	9,739	9,744	16,515	17,090	22,016
Other British Possessions	57	15	116	97	64	1,643	643	4,082	2,926	3,371
TOTAL BRITISH EMPIRE	410	338	567	460	614	14,602	13,932	26,908	21,991	29,917
TOTAL FOREIGN COUNTRIES	81	61	64	75	190	3,631	2,602	4,310	6,335	11,021
<i>Share of Bengal</i>	1	2	12	123	62	4,321
.. Bombay	442	396	624	491	719	16,910	16,525	29,794	23,113	32,330
.. Madras	63	1	7	42	..	1,200	9	419	156	..
.. Burma	73	4,237
TOTAL	491	399	631	535	804	18,233	16,534	30,213	23,226	40,938
Total value of Dyeing and Tanning Substances—										
United Kingdom (including Channel Islands)	—	—	—	—	—	33,347	178	3,548	10,600	1,551
Aden and Dependencies	—	—	—	—	—	21,376	7,960	9,134	2,515	6,777
Ceylon (excluding Maldives)	—	—	—	—	—	28,313	48,711	57,345	33,626	23,819
Straits Settlements	—	—	—	—	—	10,636	11,019	16,515	17,850	22,848
Kenya Colony	—	—	—	—	—	3,605	3,105	1,690	15,260	8,376
Tanganyika Territory	—	—	—	—	—	4,810	5,090	1,525	1,375	4,440
Other British Possessions	—	—	—	—	—	3,842	6,209	9,666	10,037	3,280
TOTAL BRITISH EMPIRE	—	—	—	—	—	1,10,029	82,272	1,04,423	98,763	81,590
Germany	—	—	—	—	—	6,119	76	10,327	46,612	34,055
Netherlands	—	—	—	—	—	2,403	..	1,35,380	600	3,520
Belgium	—	—	—	—	—	25,216	18,912	120	552	1,999
France	—	—	—	—	—	..	2,176	2,000	93	3,675
Maskat Territory and Trucial Oman	—	—	—	—	—	11,557	2,293	5,896	4,075	2,319
Other Native States in Arabia	—	—	—	—	—	17,248	10,770	3,027	5,435	6,136
Iran	—	—	—	—	—	63,339	95,315	48,696	56,310	60,934
Java	—	—	—	—	—	..	16,845	1,542
China (exclusive of Hong-kong and Macao)	—	—	—	—	—	14,897	..	10,556	11,592	3,607
Japan	—	—	—	—	—	2,180	32,890	16,949
United States of America—										
Via Atlantic Coast	—	—	—	—	—	176	13,297	1,960	2,937	26,003
Other Foreign Countries	—	—	—	—	—	2,767	2,660	2,876	2,340	3,015
TOTAL FOREIGN COUNTRIES	—	—	—	—	—	1,44,271	1,67,337	2,24,018	1,94,620	1,74,208

GENERAL EXPORTS

(742)

FOREIGN MERCHANDISE

No. 12—continued

ARTICLES, AND COUNTRIES OF FINAL DESTINATION; ALSO SHARE OF EACH PROVINCE	QUANTITY					VALUE				
	1930-31	1931-32	1932-33	1933-34	1934-35	1930-31	1931-32	1932-33	1933-34	1934-35
Dyeing and Tanning Substances—continued						R	R	R	R	R
<i>Total value of Dyeing and Tanning Substances—continued</i>						7,173	363	4,671
Share of Bengal	—	—	—	—	—	2,35,399	1,71,103	3,19,677	2,44,330	2,35,941
Bombay	—	—	—	—	—	4,467	70,713	3,488	12,446	1,980
Sind	—	—	—	—	—	7,551	7,783	7,856	4,145	7,377
Madras	—	—	—	—	—	610	..	4,480	100	5,529
Burma	—	—	—	—	—					
TOTAL	—	—	—	—	—	2,55,200	2,49,609	3,28,441	2,61,388	2,55,798
Earthenware and porcelain (including pipes of earthenware) (III. H)—										
United Kingdom (including Channel Islands)	—	—	—	—	—	45,150	34,602	29,011	25,581	18,080
Aden and Dependencies	—	—	—	—	—	10,482	2,192	575	5,510	4,237
Bahrein Islands	—	—	—	—	—	1,087	1,048	2,624	5,174	3,196
Anglo-Egyptian Sudan	—	—	—	—	—	440	..	652	3,850	7,390
Mauritius and Dependencies	—	—	—	—	—	5,006	1,971	712	1,883	1,270
Other British Possessions	—	—	—	—	—	9,094	8,719	5,714	6,073	6,143
TOTAL BRITISH EMPIRE	—	—	—	—	—	71,209	48,532	40,688	48,071	40,296
France	—	—	—	—	—	795	1,860	200	5,927	1,700
Maskat Territory and Trucial Oman	—	—	—	—	—	3,091	2,725	3,674	6,418	9,830
Other Native States in Arabia	—	—	—	—	—	8,059	2,918	6,709	3,394	8,608
Iraq	—	—	—	—	—	5,074	7,532	5,688	5,134	5,596
Iran	—	—	—	—	—	4,247	2,945	3,251	9,881	16,507
Other Foreign Countries	—	—	—	—	—	11,620	11,266	9,581	11,670	11,764
TOTAL FOREIGN COUNTRIES	—	—	—	—	—	32,886	29,241	28,108	42,724	54,005
Share of Bengal	—	—	—	—	—	5,833	6,558	1,622	3,381	4,301
Bombay	—	—	—	—	—	75,668	54,818	48,202	70,631	79,339
Sind	—	—	—	—	—	13,434	3,345	9,314	9,864	3,999
Madras	—	—	—	—	—	4,521	7,112	5,666	216	3,737
Burma	—	—	—	—	—	4,639	6,042	2,892	1,713	2,365
TOTAL	—	—	—	—	—	1,04,095	77,778	68,196	90,795	94,801
Electroplated-ware (III. D)—										
United Kingdom (including Channel Islands)	—	—	—	—	—	35,984	26,002	22,914	34,457	19,890
Other British Possessions	—	—	—	—	—	469	2,425	3,535	1,560	4,525
TOTAL BRITISH EMPIRE	—	—	—	—	—	36,453	28,427	26,449	36,017	24,415
TOTAL FOREIGN COUNTRIES	—	—	—	—	—	7,392	1,487	2,300	26	1,123
Share of Bengal	—	—	—	—	—	550	3,155	..	1,900	2,450
Bombay	—	—	—	—	—	23,782	13,908	18,683	24,523	21,293
Sind	—	—	—	—	—	6,957	1,340	3,050	6,433	355
Madras	—	—	—	—	—	6,212	6,600	4,970	1,212	..
Burma	—	—	—	—	—	7,374	5,017	2,136	1,975	1,435
TOTAL	—	—	—	—	—	43,845	29,914	28,839	38,043	25,538

No. 12—continued

ARTICLES, AND COUNTRIES OF FINAL DESTINATION; ALSO SHARE OF EACH PROVINCE	QUANTITY					VALUE				
	1930-31	1931-32	1932-33	1933-34	1934-35	1930-31	1931-32	1932-33	1933-34	1934-35
Fireworks (III. U)—						R	R	R	R	R
Hongkong	—	—	—	—	—	—	—	8,136	—	—
Other British Possessions	—	—	—	—	—	8,792	1,078	180	800	1,493
TOTAL BRITISH EMPIRE	—	—	—	—	—	8,792	1,078	8,316	800	1,493
TOTAL FOREIGN COUNTRIES	—	—	—	—	—	1,890	160	100	60	440
<i>Share of Bombay</i>	—	—	—	—	—	5,652	1,228	8,416	800	1,933
Fish (excluding canned fish)—										
<i>Fish, dry, salted and un-salted (I. A)—</i>	Cwts.	Cwts.	Cwts.	Cwts.	Cwts.					
TOTAL BRITISH EMPIRE	74	62	219	106	22	1,117	1,196	2,625	1,449	400
TOTAL FOREIGN COUNTRIES	..	15	1	450	100
<i>Share of Bengal</i>	20	..
.. <i>Bombay</i>	49	48	220	67	5	990	1,246	2,926	667	100
.. <i>Sind</i>	..	22	..	49	17	..	400	..	772	300
.. <i>Madras</i>	25	127
TOTAL	74	67	220	106	22	1,117	1,646	2,025	1,449	400
Fishmats and Sharkfins (I. A)—										
United Kingdom (including Channel Islands)	Cwts. 258	Cwts. 271	Cwts. 251	Cwts. 191	Cwts. 37	55,800	51,045	30,050	34,104	5,900
Ceylon (excluding Maldives)	36	7,200	..
Straits Settlements	6	1,600	..
Hongkong	2,052	2,802	1,800	1,851	800	3,06,215	3,85,626	2,04,538	1,77,837	81,700
TOTAL BRITISH EMPIRE	2,305	3,073	2,051	2,084	837	3,61,515	4,47,571	2,40,588	2,20,541	7,600
TOTAL FOREIGN COUNTRIES	2	320
<i>Share of Bombay</i>	2,305	3,073	2,051	2,084	837	3,61,515	4,47,571	2,40,588	2,20,541	87,600
.. <i>Sind</i>	2	320
TOTAL	2,305	3,073	2,053	2,084	837	3,61,515	4,47,571	2,40,908	2,20,541	87,600
Total Fish (excluding canned fish)—										
United Kingdom (including Channel Islands)	Cwts. 253	Cwts. 271	Cwts. 251	Cwts. 191	Cwts. 37	55,800	51,045	30,050	34,104	5,900
Ceylon (excluding Maldives)	55	36	..	727	7,200	..
Hongkong	2,052	2,837	1,807	1,907	817	3,06,215	3,06,276	2,04,688	1,78,510	82,000
Other British Possessions	19	17	212	56	5	390	546	2,375	2,176	100
TOTAL BRITISH EMPIRE	2,379	3,125	2,270	2,190	859	3,62,032	4,48,767	2,43,118	2,21,990	88,000

GENERAL EXPORTS

(744)

FOREIGN MERCHANDISE

No. 12—continued

ARTICLES, AND COUNTRIES OF FINAL DESTINATION; ALSO SHARE OF EACH PROVINCE	QUANTITY					VALUE				
	1930-31	1931-32	1932-33	1933-34	1934-35	1930-31	1931-32	1932-33	1933-34	1934-35
Fish (excluding canned fish) —continued						R	R	R	R	R
Total Fish (excluding canned fish) —continued	Cwts.	Cwts.	Cwts.	Cwts.	Cwts.					
TOTAL FOREIGN COUNTRIES	..	15	8	450	420
<i>Share of Bengal</i>	20	..
<i>" Bombay</i> . . .	2,364	3,118	2,271	2,141	842	3,62,506	4,48,817	2,43,213	2,21,198	27,700
<i>" Sind</i>	22	2	49	17	..	400	320	772	309
<i>" Madras</i> . . .	26	127
TOTAL	2,379	3,140	2,273	2,190	859	3,62,632	4,49,217	2,43,533	2,21,900	28,000
Fruits and Vegetables— <i>Fresh fruits and vegetables</i> (I. B)—										
TOTAL BRITISH EMPIRE	—	—	—	—	—	2,061	1,787	4,198	2,159	120
<i>Italy (including Flume)</i> . . .	—	—	—	—	—	9,310
<i>Mascat Territory and Trucial Oman</i> . . .	—	—	—	—	—	3,672	7,313	4,860	3,727	129
<i>Iraq</i>	—	—	—	—	—	13,841	17,040	12,215	14,246	1,424
<i>Henjam Islands</i>	—	—	—	—	—	34,780	36,591	18,340	10,995	..
<i>Other Foreign Countries</i>	—	—	—	—	—	421	2,560	1,858	1,240	50
TOTAL FOREIGN COUNTRIES	—	—	—	—	—	52,664	63,504	46,583	30,208	1,603
<i>Share of Bengal</i>	—	—	—	—	—	210
<i>" Bombay</i>	—	—	—	—	—	51,457	64,940	48,347	28,678	222
<i>" Sind</i>	—	—	—	—	—	3,028	351	2,434	3,689	1,495
TOTAL	—	—	—	—	—	54,725	65,291	50,781	32,367	1,723
Fruits and vegetables: dried, salted, or preserved— <i>Dates (I. B)—</i>										
<i>Ceylon (excluding Maldives)</i>	Tons	Tons	Tons	Tons	Tons					
Other British Possessions	45	8	1	11	19	8,710	2,176	355	1,329	1,943
TOTAL BRITISH EMPIRE	41	19	10	17	22	8,431	5,278	3,119	5,640	5,065
TOTAL BRITISH EMPIRE	86	27	11	28	41	17,141	7,458	3,474	6,978	7,008
<i>Native States in Arabia other than Mascat Territory and Trucial Oman</i>	25	..	11	8	..	5,436	..	900	505	15
<i>Other Foreign Countries</i>	20	50	89	31	13	5,845	9,215	5,644	4,929	2,922
TOTAL FOREIGN COUNTRIES	64	50	50	39	13	11,280	9,215	6,544	5,494	2,937
<i>Share of Bengal</i>	1	10	25	..
<i>" Bombay</i>	20	64	27	41	27	19,338	15,030	7,372	10,265	8,569
<i>" Sind</i>	40	12	24	23	17	4,223	920	2,590	1,850	1,331
<i>" Madras</i>	30	2	..	4,800	..	40	232	..
<i>" Burma</i>	118	5
TOTAL	150	77	61	67	54	23,421	16,668	10,018	12,372	9,945

No. 12—continued

ARTICLES, AND COUNTRIES OF FINAL DESTINATION; ALSO SHARE OF EACH PROVINCE	QUANTITY					VALUE				
	1930-31	1931-32	1932-33	1933-34	1934-35	1930-31	1931-32	1932-33	1933-34	1934-35
	Tons	Tons	Tons	Tons	Tons	Rs	Rs	Rs	Rs	Rs
Fruits and Vegetables— <i>continued</i>										
<i>Fruits and vegetables: dried, salted, or preserved— continued</i>										
Other sorts (I. B)—										
United Kingdom (including Channel Islands)	176	315	346	113	50	1,70,820	4,47,378	2,10,350	91,846	45,668
Palestine	8	14	150	10,388	300	531	11,975
Aden and Dependencies	12	23	10	18	8	11,165	12,022	5,611	7,466	5,680
Ceylon (excluding Maldives)	42	88	75	57	31	28,384	54,910	38,038	29,083	16,718
Straits Settlements	99	95	80	89	50	96,164	92,689	66,215	61,692	48,495
Hongkong	66	164	127	166	95	42,907	99,174	70,822	74,611	51,015
Zanzibar and Pemba	16	16	26	14	11	24,478	22,815	21,620	14,635	19,570
Kenya Colony	35	39	37	34	27	45,676	40,960	34,997	34,463	28,710
Tanganyika Territory	14	11	13	9	15	20,330	15,960	16,765	11,720	16,308
Mauritius and Dependencies	12	20	26	20	32	8,980	11,078	15,006	8,149	15,897
Other British Possessions	6	7	6	9	7	4,032	5,966	6,427	7,268	5,783
TOTAL BRITISH EMPIRE	478	1,286	746	529	352	4,58,144	8,14,425	4,86,049	3,41,459	2,05,712
Germany	10	9	11	24	9	7,720	10,934	7,842	16,250	13,040
Netherlands	55	2	74	6	1	22,050	675	29,777	4,400	980
Belgium	2	12	2	800	7,878	1,406
France	20	76	7	10	10	21,737	60,366	5,082	1,340	8,325
Italy (including Fiume)	20	2	..	11,510	15	15	2,100
Turkey, European	7	8,376
Syria	1	24	..	5	46	1,793	29,457	160	11,720	1,02,355
China (exclusive of Hong- kong and Macao)	52	1	1	..	3	1,04,406	1,326	490	650	2,340
Egypt	149	372	74	336	105	1,05,063	1,89,894	38,698	1,00,797	52,606
United States of America— Vid Atlantic Coast	49	120	152	8	45	86,842	1,47,018	2,16,564	22,250	91,004
Other Foreign Countries	17	21	6	9	3	16,759	16,664	8,397	7,329	6,381
TOTAL FOREIGN COUNTRIES	355	673	327	393	224	3,65,720	4,64,692	3,09,421	1,65,281	2,69,731
Share of Bengal	53	1	6	5	3	1,05,631	1,366	4,185	2,396	1,331
" Bombay	439	711	516	436	377	4,39,942	5,34,184	3,75,800	2,77,932	2,89,302
" Sind	351	1,947	551	436	195	2,74,291	7,12,484	4,15,485	2,26,682	2,44,910
" Burma	489	..	140	..
TOTAL	838	1,959	1,073	927	576	8,10,864	12,90,017	7,95,470	5,06,740	5,35,443
Total value of Fruits and Ve- getables—										
United Kingdom (including Channel Islands)	—	—	—	—	—	1,71,328	4,47,925	2,10,364	91,876	45,706
Palestine	—	—	—	—	—	150	10,328	300	531	11,975
Aden and Dependencies	—	—	—	—	—	13,550	13,842	5,629	7,582	5,680
Bahrain Islands	—	—	—	—	—	1,346	1,899	5,055	3,071	368
Ceylon (excluding Maldives)	—	—	—	—	—	87,014	57,085	38,416	30,412	13,656
Straits Settlements	—	—	—	—	—	96,834	92,239	66,495	65,271	48,995
Hongkong	—	—	—	—	—	43,142	99,174	70,822	74,611	51,015
Zanzibar and Pemba	—	—	—	—	—	24,846	23,810	21,637	14,635	19,600
Kenya Colony	—	—	—	—	—	47,213	42,935	36,217	35,153	29,910
Tanganyika Territory	—	—	—	—	—	21,030	16,510	17,027	12,025	16,653
Mauritius and Dependencies	—	—	—	—	—	9,346	11,543	15,613	8,149	16,352
Other British Possessions	—	—	—	—	—	4,009	6,349	6,145	7,130	8,020
TOTAL BRITISH EMPIRE	—	—	—	—	—	4,72,346	8,23,665	4,93,721	3,50,496	2,72,340

GENERAL EXPORTS

(746)

FOREIGN MERCHANDISE

No. 12—continued

ARTICLES, AND COUNTRIES OF FINAL DESTINATION; ALSO SHARE OF EACH PROVINCE	QUANTITY					VALUE				
	1930-31	1931-32	1932-33	1933-34	1934-35	1930-31	1931-32	1932-33	1933-34	1934-35
	R	R	R	R	R	R	R	R	R	R
Fruits and Vegetables—con- cluded										
<i>Total value of Fruits and Vegetables—continued</i>										
Germany	—	—	—	—	—	7,720	10,034	7,842	16,230	3,040
Netherlands	—	—	—	—	—	22,050	675	29,777	4,400	980
Belgium	—	—	—	—	—	850	7,872	1,406
France	—	—	—	—	—	21,737	60,366	5,982	1,340	8,325
Italy (including Fiume)	—	—	—	—	—	..	11,510	9,325	15	2,100
Turkey, European	—	—	—	—	—	..	8,370
Syria	—	—	—	—	—	1,703	29,457	160	11,720	1,02,855
Mascat Territory and Trucial Oman	—	—	—	—	—	4,362	7,358	6,247	5,601	500
Other Native States in Arabia	—	—	—	—	—	6,772	987	1,820	1,593	190
Iraq	—	—	—	—	—	16,516	20,055	13,315	16,021	1,480
Iran	—	—	—	—	—	3,891	5,367	1,720	1,240	..
Benjam Islands	—	—	—	—	—	34,730	36,501	18,700	10,995	..
China (exclusive of Hong- kong and Macao)	—	—	—	—	—	1,04,406	1,944	490	650	2,340
Egypt	—	—	—	—	—	1,05,813	1,00,644	38,796	1,00,797	52,000
Portuguese East Africa	—	—	—	—	—	6,763	8,424	6,454	6,112	5,029
United States of America— Via Atlantic Coast	—	—	—	—	—	86,342	1,47,018	2,16,564	22,250	61,004
Other Foreign Countries	—	—	—	—	—	6,979	9,789	3,860	1,069	3,113
TOTAL FOREIGN COUNTRIES	—	—	—	—	—	4,30,664	5,57,311	3,62,548	2,00,983	2,74,271
<i>Share of Bengal</i>	—	—	—	—	—	1,05,341	1,385	4,301	2,921	1,231
" Bombay	—	—	—	—	—	5,10,767	6,64,758	4,31,519	3,15,365	2,98,089
" Sind	—	—	—	—	—	2,31,602	7,13,755	4,20,509	2,32,221	3,47,788
" Madras	—	—	—	—	—	4,800	..	40	233	..
" Burma	—	—	—	—	—	..	607	..	140	5
TOTAL	—	—	—	—	—	9,03,010	13,80,076	8,56,269	5,51,479	5,47,111
Furniture and Cabinet- ware (II. C.)—										
United Kingdom (including Channel Islands)	—	—	—	—	—	96,817	2,27,914	1,53,450	2,03,700	1,18,056
Aden and Dependences	—	—	—	—	—	170	4,025	1,400	315	9,300
Ceylon (excluding Maldives)	—	—	—	—	—	1,502	35,734	3,105	2,250	235
Straits Settlements	—	—	—	—	—	1,051	775	7,050	97	4,875
Other British Possessions	—	—	—	—	—	2,640	1,483	4,986	2,120	3,580
TOTAL BRITISH EMPIRE	—	—	—	—	—	1,02,180	2,69,931	1,69,991	2,08,482	1,35,846
Germany	—	—	—	—	—	51,541	9,760	2,700	6,214	13,925
Netherlands	—	—	—	—	—	5,000	400	600	530	..
Belgium	—	—	—	—	—	4,080	290	20	2,000	8,000
France	—	—	—	—	—	7,660	12,020	40	4,850	50
Italy (including Fiume)	—	—	—	—	—	800	3,030	1,200	2,050	15,240
Switzerland	—	—	—	—	—	85	10,620	6,178
United States of America— Via Atlantic Coast	—	—	—	—	—	5,607	13,151	11,042	8,667	9,529
" Pacific "	—	—	—	—	—	230	..	660	458	650
Other Foreign Countries	—	—	—	—	—	12,021	9,310	4,868	0,110	5,885
TOTAL FOREIGN COUNTRIES	—	—	—	—	—	36,474	59,431	27,268	10,379	53,973
<i>Share of Bengal</i>	—	—	—	—	—	5,323	1,623	3,559	2,892	4,035
" Bombay	—	—	—	—	—	45,820	1,03,796	67,208	54,490	36,797
" Sind	—	—	—	—	—	1,22,843	2,10,627	1,33,370	1,71,929	1,40,224
" Madras	—	—	—	—	—	8,996	7,690	9,437	6,200	6,242
" Burma	—	—	—	—	—	6,167	5,671	3,122	359	1,027
TOTAL	—	—	—	—	—	1,88,654	3,29,412	1,97,254	2,38,861	1,88,923

No. 12—continued

ARTICLES, AND COUNTRIES OF FINAL DESTINATION; ALSO SHARE OF EACH PROVINCE	QUANTITY					VALUE				
	1930-31	1931-32	1932-33	1933-34	1934-35	1930-31	1931-32	1932-33	1933-34	1934-35
Glass and Glassware—						R	R	R	R	R
<i>Beads and false pearls (III. H)—</i>	Cwts.	Cwts.	Cwts.	Cwts.	Cwts.					
Kenya Colony	92	51	11	15	9	5,145	2,080	540	785	525
Other British Possessions	46	26	22	52	85	5,407	2,233	2,667	3,986	3,408
TOTAL BRITISH EMPIRE	138	77	33	67	94	10,552	4,313	3,207	4,771	3,933
TOTAL FOREIGN COUNTRIES	94	78	25	20	28	9,528	5,321	2,145	1,085	2,936
<i>Share of Bengal</i>	2	7	..	8	1	250	1,488	15	690	108
.. Bombay	207	110	51	54	42	15,331	8,100	3,148	3,745	3,926
.. Sind	15	1	3,502	..	195	..	485
.. Madras	7	3	5	25	45	840	553	1,155	1,330	1,329
.. Burma	1	..	2	..	33	157	..	829	41	583
TOTAL	232	150	58	87	182	20,080	10,239	5,352	5,806	6,029
Bottles (III. H)—	Gross	Gross	Gross	Gross	Gross					
Kenya Colony	2,502	677	587	182	3,330	6,695	2,542	2,110	415	3,839
Other British Possessions	779	673	573	1,829	2,439	3,953	4,379	5,609	8,568	8,471
TOTAL BRITISH EMPIRE	3,281	1,350	1,160	2,011	5,778	10,648	4,921	7,779	8,983	12,310
United States of America— via Atlantic Coast	289	465	119	398	638	5,426	8,443	2,337	8,070	8,335
Other Foreign Countries	2,926	834	1,101	1,150	2,326	9,202	2,556	9,241	4,608	4,604
TOTAL FOREIGN COUNTRIES	3,215	1,299	1,220	1,548	2,964	14,628	11,001	11,578	12,678	12,939
<i>Share of Bengal</i>	..	15	6	..	100	..	145	55	..	188
.. Bombay	6,464	2,619	2,177	2,849	3,456	23,733	15,337	15,712	13,188	21,204
.. Sind	29	12	55	459	55	996	351	850	4,198	2,042
.. Madras	3	3	5	33
.. Burma	1	..	142	251	101	498	6	2,740	4,270	1,755
TOTAL	6,496	2,649	2,380	3,559	3,742	25,276	15,922	19,857	21,656	25,249
Sheet and plate (III. H)—	Supl. feet	Supl. feet	Supl. feet	Supl. feet	Supl. feet					
TOTAL BRITISH EMPIRE	4,372	10,300	8,630	4,005	23,124	3,397	4,595	2,911	2,054	10,120
Native States in Arabia other than Muskat Territory and Trucial Oman	14,200	6,625	5,500	2,520	1,936	6,710	3,525	3,400	1,330	1,310
Iran	11,757	5,150	10,150	1,350	400	3,790	742	9,248	860	150
Other Foreign Countries	2,212	5,868	1,520	878	720	1,318	1,416	355	373	286
TOTAL FOREIGN COUNTRIES	23,169	17,643	17,170	4,748	3,056	11,758	5,688	13,058	2,563	1,646
<i>Share of Bombay</i>	20,017	24,415	24,732	7,124	25,130	14,475	9,663	15,639	4,109	11,380
.. Sind	2,512	3,478	1,063	1,124	1,060	673	535	330	488	286
.. Madras	50	30
.. Burma	12	37
TOTAL	32,541	27,943	25,800	8,748	26,180	15,185	10,278	15,969	4,617	11,706

GENERAL EXPORTS

(748)

FOREIGN MERCHANDISE

No. 15—continued

ARTICLES, AND COUNTRIES OF FINAL DESTINATION; ALSO SHARE OF EACH PROVINCE	QUANTITY					VALUE				
	1930-31	1931-32	1932-33	1933-34	1934-35	1930-31	1931-32	1932-33	1933-34	1934-35
Glass and Glassware— <i>continued</i>										
Other Glassware (III. II)						R	R	R	R	R
United Kingdom (including Channel Islands)	—	—	—	—	—	60,307	46,101	35,866	37,736	30,568
Aden and Dependencies	—	—	—	—	—	1,155	2,160	4,403	6,171	6,472
Bahrain Islands	—	—	—	—	—	1,422	3,721	4,043	3,026	6,637
Ceylon (excluding Maldives)	—	—	—	—	—	5,879	5,013	4,735	2,903	6,323
Straits Settlements	—	—	—	—	—	10,475	3,839	3,504	1,468	545
Federated Malay States	—	—	—	—	—	8,770	8,031	3,103	1,487	793
Kenya Colony	—	—	—	—	—	6,215	4,831	3,307	3,286	4,380
Anglo-Egyptian Sudan	—	—	—	—	—	11,215	..	640	5,405	10,343
Mauritius and Dependencies	—	—	—	—	—	5,788	8,101	4,821	8,631	2,351
Other British Possessions	—	—	—	—	—	9,513	8,259	5,979	4,578	6,270
TOTAL BRITISH EMPIRE	—	—	—	—	—	1,16,824	90,046	70,401	75,761	77,682
Netherlands	—	—	—	—	—	1,225	201	..	16,308	..
Italy (including Fiume)	—	—	—	—	—	330	815	524	7,530	..
Mascat Territory and Trucial Oman	—	—	—	—	—	3,102	3,165	3,325	4,306	9,625
Other Native States in Arabia	—	—	—	—	—	14,267	2,263	14,630	7,923	12,228
Iraq	—	—	—	—	—	2,172	9,890	8,638	6,202	6,825
Iran	—	—	—	—	—	15,167	17,818	11,400	16,044	23,217
Japan	—	—	—	—	—	2,383	4,305	1,936	8,411	1,452
Portuguese East Africa	—	—	—	—	—	5,506	4,964	5,870	6,091	2,217
Other Foreign Countries	—	—	—	—	—	9,412	5,290	6,093	4,039	4,252
TOTAL FOREIGN COUNTRIES	—	—	—	—	—	59,624	48,711	52,166	77,633	59,816
Share of Bengal	—	—	—	—	—	6,481	9,243	5,276	30,141	4,194
" Bombay	—	—	—	—	—	1,25,214	98,951	98,412	1,14,005	1, 6,232
" Sind	—	—	—	—	—	5,638	4,138	2,707	2,639	3,626
" Madras	—	—	—	—	—	21,739	20,253	13,801	5,023	9,044
" Burm	—	—	—	—	—	7,376	6,174	2,371	1,556	4,402
TOTAL	—	—	—	—	—	1,76,448	1,38,757	1,22,667	1,53,394	1,37,498
Total value of Glass and Glassware—										
United Kingdom (including Channel Islands)	—	—	—	—	—	56,955	46,220	36,783	37,929	34,087
Aden and Dependencies	—	—	—	—	—	3,072	3,077	5,200	7,831	8,222
Bahrain Islands	—	—	—	—	—	4,303	7,131	5,916	6,445	13,171
Ceylon (excluding Maldives)	—	—	—	—	—	6,780	5,876	6,070	4,075	10,321
Straits Settlements	—	—	—	—	—	10,000	4,289	4,085	1,499	887
Federated Malay States	—	—	—	—	—	8,770	8,161	3,103	1,487	1,319
Kenya Colony	—	—	—	—	—	18,135	9,578	5,927	4,436	8,824
Anglo-Egyptian Sudan	—	—	—	—	—	11,305	..	640	5,746	12,020
Mauritius and Dependencies	—	—	—	—	—	6,488	8,791	5,081	8,851	2,751
Seychelles	—	—	—	—	—	6,029	4,804	4,240	3,427	2,675
Other British Possessions	—	—	—	—	—	8,080	6,558	7,203	9,193	8,928
TOTAL BRITISH EMPIRE	—	—	—	—	—	1,41,421	1,04,480	84,298	91,519	1,04,105
Germany	—	—	—	—	—	8,175	3,087	2,128	1,230	1,570
Netherlands	—	—	—	—	—	1,227	201	..	16,398	..
Italy (including Fiume)	—	—	—	—	—	1,020	815	524	7,530	..
Mascat Territory and Trucial Oman	—	—	—	—	—	4,057	4,297	4,151	4,621	10,004

No. 12—continued

ARTICLES, AND COUNTRIES OF FINAL DESTINATION ; ALSO SHARE OF EACH PROVINCE	QUANTITY					VALUE				
	1930-31	1931-32	1932-33	1933-34	1934-35	1930-31	1931-32	1932-33	1933-34	1934-35
						R	R	R	R	R
Glass and Glassware—										
<i>Total value of glass and glassware—contd.</i>										
Other Native States in Arabia	—	—	—	—	—	23,416	6,384	18,452	9,412	14,502
Iraq	—	—	—	—	—	9,600	10,713	9,718	6,040	8,073
Iran	—	—	—	—	—	21,096	10,415	21,188	17,585	24,947
Japan	—	—	—	—	—	7,846	4,615	1,936	10,791	1,050
Portuguese East Africa	—	—	—	—	—	8,046	7,077	7,999	7,848	2,472
United States of America—										
Via Atlantic Coast	—	—	—	—	—	5,930	9,411	3,372	8,720	8,909
" Pacific "	—	—	—	—	—	175
Other Foreign Countries	—	—	—	—	—	4,900	3,851	9,539	3,173	4,560
TOTAL FOREIGN COUNTRIES	—	—	—	—	—	96,568	70,716	78,947	98,954	77,337
<i>Share of Ben gal</i>	—	—	—	—	—	6,731	10,874	5,340	39,831	4,438
" Bombay	—	—	—	—	—	1,78,807	1,38,101	1,32,911	1,35,067	1,52,898
" Sind	—	—	—	—	—	10,802	5,072	4,082	7,325	6,539
" Madras	—	—	—	—	—	32,684	20,969	14,986	6,333	10,273
" Burma	—	—	—	—	—	8,058	6,180	5,940	5,857	6,740
TOTAL	—	—	—	—	—	2,36,989	1,76,196	1,68,245	1,85,473	1,81,442
Grain, Pulse and Flour—										
<i>Rice not in the husk (I. O)—</i>	Tons	Tons	Tons	Tons	Tons					
TOTAL BRITISH EMPIRE	29	15	10	2,400
Netherlands	1,973	1,72,900
Other foreign countries	5	88	77	1,000	..
TOTAL FOREIGN COUNTRIES	..	1,973	..	5	1,72,938	77	1,000	..
<i>Share of Bombay</i>	..	1,973	..	5	29	15	1,72,900	..	1,000	2,400
" Sind	48	77
TOTAL	..	1,973	..	5	29	15	1,72,948	77	1,000	2,400
Wheat (I. O)—	Tons	Tons	Tons	Tons	Tons					
United Kingdom (including Channel Islands)	1,968	1,57,556
Other British Possessions	13	1,050
TOTAL BRITISH EMPIRE	..	1,970	1,58,606
Native States in Arabia other than Maskat Territory and Trucial Oman	220	17,362
<i>Share of Bombay</i>	..	2,205	1,76,968
Other sorts (I. O)—	Tons	Tons	Tons	Tons	Tons					
Ceylon (excluding Maldives)	70	9,600
Other British Possessions	3	..	3	..	54	800	175	760
TOTAL BRITISH EMPIRE	3	..	70	..	54	800	175	10,360
TOTAL FOREIGN COUNTRIES	70	6,544	45	40	..	244

GENERAL EXPORTS

(750)

FOREIGN MERCHANDISE

No. 12—continued

ARTICLES, AND COUNTRIES OF FINAL DESTINATION; ALSO SHARE OF EACH PROVINCE	QUANTITY					VALUE				
	1930-31	1931-32	1932-33	1933-34	1934-35	1930-31	1931-32	1932-33	1933-34	1934-35
Grain, Pulse and Flour— continued						R	R	R	R	R
<i>Other sorts (I. C)—contd.</i>	Tons	Tons	Tons	Tons	Tons					
Share of Bengal	32
„ Bombay . . .	70	..	3	..	79	6,544	67	840	176	10,804
TOTAL . . .	70	..	3	..	70	6,544	99	840	176	10,804
Total grain, pulse and flour—	Tons	Tons	Tons	Tons	Tons					
United Kingdom (including Channel Islands)	1,086	3	1,57,566	627
Ceylon (excluding Maldives)	76	9,600
Other British Possessions	13	82	15	1,104	173	176	3,160
TOTAL BRITISH EMPIRE	1,979	3	..	108	15	1,58,670	800	176	12,760
Netherlands	1,973	1,72,000
Native States in Arabia other than Maskat Territory and Trucial Oman . . .	69	226	6,360	17,362
Other Foreign Countries . . .	1	5	..	184	83	117	1,000	244
TOTAL FOREIGN COUNTRIES . . .	70	2,199	..	5	..	6,544	1,90,345	117	1,000	244
Share of Bengal	32
„ Bombay . . .	70	4,178	3	..	103	6,569	3,48,935	840	1,176	13,004
„ Sind	5	48	77
TOTAL . . .	70	4,178	3	5	108	6,569	3,49,015	917	1,176	13,004
Gums and Resins— Arabic (II. D)—	Cwts.	Cwts.	Cwts.	Cwts.	Cwts.					
Hongkong . . .	310	310	166	149	..	10,500	16,360	2,140	2,420	..
Commonwealth of Australia.	400	6,800
Other British Possessions . . .	115	127	42	42	14	5,017	4,830	1,726	1,200	640
TOTAL BRITISH EMPIRE . . .	825	437	208	191	14	21,317	20,690	3,866	3,620	640
Germany . . .	734	61	20,227	2,040
Belgium . . .	2,558	100	74,323	2,200
France . . .	364	100	..	24	60	9,089	1,500	..	245	600
United States of America— Via Atlantic Coast . . .	409	10,330
Other Foreign Countries . . .	53	16	18	2	2	2,076	395	428	83	87
TOTAL FOREIGN COUNTRIES . . .	4,113	167	18	26	162	1,16,044	3,935	428	328	2,887
Share of Bengal . . .	400	3	5,800	30
„ Bombay . . .	4,638	601	326	217	176	1,31,561	24,635	4,993	3,048	3,477
TOTAL . . .	4,038	604	226	217	176	1,37,361	24,625	4,293	3,048	3,477
Benjamin (II. D)—	Cwts.	Cwts.	Cwts.	Cwts.	Cwts.					
Aden and Dependencies . . .	77	8	18	4	10	5,455	280	710	120	200
Ceylon (excluding Maldives)	858	857	668	414	285	35,765	35,224	23,490	11,905	11,030
Union of South Africa . . .	98	70	78	89	113	7,065	5,095	5,008	5,350	5,992
Other British Possessions . . .	49	60	50	29	45	2,480	3,562	2,770	1,811	2,055
TOTAL BRITISH EMPIRE . . .	1,082	995	802	536	453	51,655	44,111	31,978	19,186	19,277

No. 12—continued

ARTICLES, AND COUNTRIES OF FINAL DESTINATION; ALSO SHARE OF EACH PROVINCE	QUANTITY					VALUE				
	1930-31	1931-32	1932-33	1933-34	1934-35	1930-31	1931-32	1932-33	1933-34	1934-35
Gums and Resins—										
<i>Benjamin (II. D)—contd.</i>	Cwts.	Cwts.	Cwts.	Cwts.	Cwts.	R	R	R	R	R
Iraq	171	188	113	134	80	7,146	8,200	5,810	2,820	808
Other Foreign Countries	104	116	98	54	111	5,550	5,680	3,170	3,145	5,070
TOTAL FOREIGN COUNTRIES	275	303	206	188	141	12,695	13,880	8,980	5,965	5,878
<i>Share of Bengal</i>	7	200
.. <i>Bombay</i>	1,357	1,298	1,015	724	587	64,350	57,991	40,953	25,151	24,950
TOTAL	1,357	1,298	1,015	724	504	64,850	57,991	40,953	25,151	25,150
Olibanum or Frankincense (II. D)—										
United Kingdom (including Channel Islands)	582	..	72	..	1	19,614	..	1,862	..	80
Ceylon (excluding Maldives)	808	297	81	88	138	12,530	7,166	1,990	1,685	1,505
Straits Settlements	2,272	2,153	2,041	2,080	1,687	41,909	26,286	23,387	25,610	18,861
Hongkong	1,314	3,350	2,659	1,141	3,459	89,080	54,470	38,185	22,325	49,914
Other British Possessions	273	296	407	176	213	9,790	8,150	8,580	4,059	4,080
TOTAL BRITISH EMPIRE	4,809	6,096	5,260	3,485	5,478	1,22,908	90,072	73,504	53,725	74,480
U. S. S. R.—										
Southern	355	5,420
Germany	2,081	2,124	2,768	2,709	2,734	92,501	52,277	63,188	40,186	35,225
France	3,311	3,228	2,173	2,770	3,044	1,18,618	77,664	56,431	41,055	39,750
Italy (including Fiume)	584	754	662	935	1,099	17,087	14,400	9,865	15,824	20,180
Greece (including Crete)	1,538	1,278	2,087	2,989	2,192	57,910	36,732	32,553	34,340	23,148
Roumania	180	1,920	..	3,600	21,205
Iraq	316	344	229	347	736	10,225	9,900	6,725	7,150	11,055
Iran	239	597	83	70	168	8,686	10,630	2,091	1,467	2,082
Egypt	2	443	120	70	6,688	1,000
United States of America—										
Via Atlantic Coast	1,200	630	929	2,671	746	46,427	20,207	28,980	33,533	6,502
Other Foreign Countries	408	659	265	511	798	10,528	14,532	5,985	6,210	9,060
TOTAL FOREIGN COUNTRIES	10,007	9,794	9,198	13,541	13,910	3,56,937	2,40,142	2,00,383	1,95,408	1,78,197
<i>Share of Bombay</i>	<i>15,416</i>	<i>15,820</i>	<i>14,458</i>	<i>17,006</i>	<i>19,383</i>	<i>4,79,840</i>	<i>3,35,214</i>	<i>2,73,887</i>	<i>2,42,128</i>	<i>2,52,677</i>
Resins (II. D)—										
Commonwealth of Australia	1,719	24,334
Other British Possessions	278	202	75	130	178	6,879	4,128	1,290	1,092	2,172
TOTAL BRITISH EMPIRE	1,997	202	75	130	178	31,213	4,128	1,290	1,092	2,172
United States of America—										
Via Atlantic Coast	501	12,525
Other Foreign Countries	1,296	346	268	238	219	16,253	6,579	4,828	4,538	3,855
TOTAL FOREIGN COUNTRIES	1,296	847	268	238	219	16,253	19,104	4,828	4,538	3,855
<i>Share of Bengal</i>	<i>2,426</i>	<i>..</i>	<i>3</i>	<i>4</i>	<i>13</i>	<i>30,734</i>	<i>..</i>	<i>50</i>	<i>100</i>	<i>80</i>
.. <i>Bombay</i>	<i>367</i>	<i>1,049</i>	<i>332</i>	<i>364</i>	<i>372</i>	<i>16,532</i>	<i>23,227</i>	<i>5,938</i>	<i>6,130</i>	<i>5,888</i>
.. <i>Sind</i>	<i>..</i>	<i>..</i>	<i>3</i>	<i>..</i>	<i>12</i>	<i>..</i>	<i>..</i>	<i>80</i>	<i>..</i>	<i>60</i>
TOTAL	3,293	1,049	343	368	397	47,266	23,227	6,118	6,230	6,028

GENERAL EXPORTS

(752)

FOREIGN MERCHANDISE

No. 12—continued

ARTICLES, AND COUNTRIES OF FINAL DESTINATION; ALSO SHARE OF EACH PROVINCE	QUANTITY					VALUE				
	1930-31	1931-32	1932-33	1933-34	1934-35	1930-31	1931-32	1932-33	1933-34	1934-35
						R	R	R	R	R
Gums and Resins—continued										
<i>Other sorts (I. D)—</i>	<i>Cwts.</i>	<i>Cwts.</i>	<i>Cwts.</i>	<i>Cwts.</i>	<i>Cwts.</i>					
United Kingdom (including Channel Islands)	277	515	1,285	584	456	26,520	42,682	61,957	14,137	17,776
Ceylon (excluding Maldives)	123	67	143	19	47	5,560	4,209	5,685	490	1,016
Hongkong	1,074	3,661	1,439	1,253	940	36,210	1,02,813	46,513	38,202	20,795
Tanganyika Territory	479	8	5,580	190	..
Other British Possessions	50	58	30	134	118	1,787	1,810	538	4,235	8,792
TOTAL BRITISH EMPIRE	1,533	4,301	3,366	1,998	1,567	70,077	1,51,514	1,20,278	52,254	50,288
Germany	2,575	544	342	1,653	1,097	64,889	14,172	11,510	43,916	19,068
Netherlands	..	263	210	1,478	390	..	5,100	2,100	16,905	4,180
Belgium	4,394	4,034	2,826	5,511	7,369	74,959	65,802	32,191	50,180	78,388
France	1,007	1,631	522	2,142	1,181	27,789	35,493	6,290	27,622	13,195
Italy (including Fiume)	..	321	44	39	892	..	6,930	1,715	750	13,214
Iran	188	384	80	11	10	6,539	6,361	1,256	900	1,425
Japan	1,846	1,284	3,208	461	1,005	1,10,872	51,354	1,03,266	14,283	36,215
United States of America—										
Via Atlantic Coast	16,081	9,857	6,721	6,981	2,745	3,97,942	2,39,541	1,03,334	1,06,283	48,184
Other Foreign Countries	222	138	168	128	136	7,180	4,160	3,366	3,656	4,305
TOTAL FOREIGN COUNTRIES	26,818	18,456	14,071	10,404	14,824	6,90,170	4,27,413	2,65,028	2,73,495	2,18,204
<i>Share of Bengal</i>	2	30	..	200	..
<i>Bombay</i>	28,351	22,653	17,437	21,400	16,376	7,60,247	5,73,374	3,85,301	3,25,549	2,67,732
<i>Sind</i>	..	104	15	..	5,023	750
TOTAL	28,351	22,757	17,437	21,402	16,391	7,60,247	5,78,927	3,85,301	3,25,749	2,68,472
Total Gums and Resins—	Cwts.	Cwts.	Cwts.	Cwts.	Cwts.					
United Kingdom (including Channel Islands)	945	524	1,382	584	477	50,021	43,357	64,109	14,137	18,005
Aden and Dependencies	196	105	15	102	86	7,895	2,125	195	1,362	2,237
Ceylon (excluding Maldives)	1,398	1,273	911	547	497	55,395	48,419	32,075	14,760	15,994
Straits Settlements	2,370	2,297	2,054	2,135	1,760	44,651	39,331	23,762	27,411	20,601
Hongkong	2,785	7,321	4,272	2,543	4,405	86,770	1,73,643	97,078	67,947	70,709
Union of South Africa	105	76	86	100	118	10,324	5,325	5,613	5,750	6,222
Tanganyika Territory	69	94	578	84	19	2,779	2,620	8,165	1,770	430
Commonwealth of Australia	2,119	2	30,134	125
Other British Possessions	309	341	420	225	321	8,996	10,190	9,908	7,340	7,414
TOTAL BRITISH EMPIRE	10,240	12,031	9,718	6,320	7,685	2,96,905	3,16,510	2,30,905	1,30,477	1,46,837
U. S. S. R.—										
Southern	355	5,420
Germany	6,491	2,719	3,110	5,452	3,831	1,80,197	93,489	74,693	93,952	54,293
Netherlands	..	263	210	1,478	390	..	5,100	2,100	16,905	4,180
Belgium	7,468	4,034	2,847	5,511	7,519	1,49,682	65,302	32,491	50,180	81,788
France	4,742	4,959	2,605	4,942	4,285	1,50,496	1,14,857	62,721	68,022	53,545
Italy (including Fiume)	769	1,075	706	974	1,991	19,587	20,830	11,030	16,574	33,304
Greece (including Crete)	1,538	1,278	2,087	3,000	2,192	57,910	36,732	32,553	34,505	23,148
Romania	..	180	1,920	..	3,600	21,203
Iraq	787	665	408	514	773	22,260	21,580	14,156	10,921	12,158
Iran	504	1,000	123	91	193	16,565	17,589	3,482	2,524	3,628
Java	631	256	95	240	433	6,598	2,710	1,090	2,790	4,725
Japan	1,846	1,234	3,208	461	1,005	1,10,872	51,354	1,03,266	14,283	36,215
Egypt	26	31	21	507	162	1,210	710	821	8,732	3,305

No. 12—continued

ARTICLES, AND COUNTRIES OF FINAL DESTINATION; ALSO SHARE OF EACH PROVINCE	QUANTITY					VALUE				
	1930-31	1931-32	1932-33	1933-34	1934-35	1930-31	1931-32	1932-33	1933-34	1934-35
Gums and Resins—continued										
Total Gums and Resins— concluded	Cwts.	Cwts.	Cwts.	Cwts.	Cwts.	R	R	R	R	R
United States of America—										
<i>Vid Atlantic Coast</i>	17,040	10,988	7,650	9,652	3,491	4,54,699	2,72,278	1,27,314	1,39,816	56,776
Other Foreign Countries	684	835	603	575	716	22,023	23,898	13,880	11,522	15,007
TOTAL FOREIGN COUNTRIES	43,109	29,567	23,761	33,397	29,256	11,92,039	7,04,474	4,70,647	4,70,729	4,08,967
<i>Share of Bengal</i>	2,826	3	3	6	20	37,534	120	60	300	230
<i> " Bombay</i>	50,529	41,491	33,468	39,711	36,894	14,52,530	10,15,841	7,10,122	6,09,906	5,54,714
<i> " Sind</i>	104	8	..	27	..	5,023	80	..	810
TOTAL	53,355	41,598	33,479	39,717	36,941	14,89,064	10,20,984	7,10,552	6,19,206	5,55,804
Hardware (excluding Cutlery and Electroplated ware) (H.L.D.)—										
United Kingdom (including Channel Islands)	—	—	—	—	—	4,96,876	5,39,894	5,47,883	6,26,161	5,29,538
Aden and Dependencies	—	—	—	—	—	24,757	30,348	24,267	12,421	20,961
Ushrein Islands	—	—	—	—	—	12,093	9,800	76,686	25,868	21,190
Ceylon (excluding Maldives)	—	—	—	—	—	3,40,875	7,36,100	5,98,452	8,07,817	2,85,315
Straits Settlements	—	—	—	—	—	51,139	80,706	1,22,118	1,12,315	96,203
Zanzibar and Pemba	—	—	—	—	—	14,730	10,418	9,100	8,446	7,295
Kenya Colony	—	—	—	—	—	42,227	25,325	37,206	29,782	32,480
Tanganyika Territory	—	—	—	—	—	15,692	10,209	4,791	7,101	4,416
Seychelles	—	—	—	—	—	5,828	3,805	4,849	4,642	7,587
Commonwealth of Australia	—	—	—	—	—	3,440	11,652	4,446	3,515	3,028
New Zealand	—	—	—	—	—	7,717
Other British Possessions	—	—	—	—	—	8,903	5,469	8,855	7,003	8,100
TOTAL BRITISH EMPIRE	—	—	—	—	—	10,24,422	14,03,727	14,36,653	11,45,130	10,16,118
Norway	—	—	—	—	—	..	1,960	26,809	28,374	22,351
Denmark	—	—	—	—	—	5,005	3,102	12,371
Germany	—	—	—	—	—	8,06,271	2,58,500	1,74,229	83,904	68,614
Netherlands	—	—	—	—	—	57,758	76,881	66,167	53,830	21,549
Belgium	—	—	—	—	—	43,345	79,753	42,751	18,415	10,691
France	—	—	—	—	—	3,276	48,312	58,729	83,049	76,743
Italy (including Fiume)	—	—	—	—	—	61,365	93,295	14,668	8,462	5,869
Austria	—	—	—	—	—	..	40	80	6,965	50
Mascat Territory and Tru- cial Oman	—	—	—	—	—	9,656	9,583	8,477	12,535	21,817
Other Native States in Arabia	—	—	—	—	—	20,572	7,123	9,755	7,857	17,723
Iraq	—	—	—	—	—	35,779	37,382	36,241	64,470	37,927
Iran	—	—	—	—	—	54,263	27,551	42,769	72,438	34,006
Sumatra	—	—	—	—	—	2,105	27,837	819
Java	—	—	—	—	—	2,66,238	2,83,278	2,58,042	1,44,350	1,10,068
Siam	—	—	—	—	—	12,787	974	294	176	449
China (exclusive of Hongkong and Macao)	—	—	—	—	—	8,527	9,339	10,758	3,167	15,307
Japan	—	—	—	—	—	1,688	15,045	2,612	7,320	8,550
Egypt	—	—	—	—	—	..	3,035	2,138	1,417	5,378
Portuguese East Africa	—	—	—	—	—	10,051	4,454	11,632	7,294	5,544
United States of America—										
<i>Vid Atlantic Coast</i>	—	—	—	—	—	64,018	97,207	1,10,178	66,251	92,909
<i> " Pacific</i>	—	—	—	—	—	3,054	400	..	15	5
Argentine Republic (includ- ing the Atlantic Coast of Patagonia)	—	—	—	—	—	30	10,000	..
Other Foreign Countries	—	—	—	—	—	11,388	6,557	9,251	5,549	8,582
TOTAL FOREIGN COUNTRIES	—	—	—	—	—	9,68,366	10,88,546	8,91,514	6,88,929	5,55,393

GENERAL EXPORTS

(764)

FOREIGN MERCHANDISE

No. 12--continued

ARTICLES, AND COUNTRIES OF FINAL DESTINATION; ALSO SHARE OF EACH PROVINCE	QUANTITY					VALUE				
	1930-31	1931-32	1932-33	1933-34	1934-35	1930-31	1931-32	1932-33	1933-34	1934-35
Hardware (excluding Cutlery and plated ware) (III. D) —continued						R	R	R	R	R
Share of Bengal	—	—	—	—	—	6,95,983	11,98,304	10,20,613	5,62,567	4,66,857
„ Bombay	—	—	—	—	—	6,82,626	7,24,957	6,60,529	6,64,137	6,20,760
„ Sind	—	—	—	—	—	1,35,390	1,16,102	1,21,487	1,22,879	90,200
„ Madras	—	—	—	—	—	2,86,662	4,18,453	2,90,522	3,23,651	2,74,571
„ Burma	—	—	—	—	—	1,91,907	1,85,457	2,35,016	1,60,825	1,29,123
TOTAL	—	—	—	—	—	19,92,788	26,52,273	23,28,197	18,34,050	16,71,511
Hides and Skins, raw—	Tons	Tons	Tons	Tons	Tons					
Hides, raw (II. E)—										
United Kingdom (including Channel Islands)	13,000
Share of Sind	13,000
Skins, raw (II. E)—	Tons	Tons	Tons	Tons	Tons					
United Kingdom (including Channel Islands)	200	334	207	257	186	90,58,679	80,00,124	26,34,727	21,93,220	50,06,021
Hongkong	4	3	5,527	8,043	808
Other British Possessions	100	137	453	30	..
TOTAL BRITISH EMPIRE	200	334	211	260	186	90,58,679	80,00,261	26,40,707	22,01,302	50,06,829
Germany	1	8	4	25,750	62,888	11,285
France	68,275	3,714	..	80	..
China (exclusive of Hongkong and Macao)	9	16	6	..	7	14,400	19,162	8,593	1,172	7,189
United States of America—										
Via Atlantic Coast	1	12	4	2	..	61,100	4,15,016	1,07,744	5,700	..
Other Foreign Countries	1	3,250
TOTAL FOREIGN COUNTRIES	11	31	15	2	7	1,64,525	5,00,770	1,30,872	6,902	7,189
Share of Bengal	9	13	14	8	12	49,225	4,381	16,972	10,970	10,324
„ Bombay	201	306	141	100	94	1,00,53,327	82,72,971	23,31,876	15,09,518	46,44,634
„ Sind	46	71	164	87	..	3,22,179	4,32,731	6,27,716	9,58,060
„ Madras	1	20,162
TOTAL	211	365	226	262	193	1,01,23,204	86,00,031	27,71,570	22,08,204	56,18,018
Horns, tips and pieces of Horn (II. S)—	Cwts.	Cwts.	Cwts.	Cwts.	Cwts.					
TOTAL BRITISH EMPIRE	3	1	380	1,200
Iraq	10
Share of Bengal	300
„ Bombay	3	1	30	1,200	10
TOTAL	3	1	380	1,200	10
Instruments, Apparatus, and Appliances, and parts thereof—										
Electrical (III. F)—										
United Kingdom (including Channel Islands)	—	—	—	—	—	1,26,314	1,06,226	1,98,305	94,548	1,26,818
Bahrain Islands	—	—	—	—	—	24,160	4,831	5,638	4,635	11,006
Ceylon (excluding Maldives)	—	—	—	—	—	45,730	24,781	17,875	10,618	26,984

No. 12—continued

ARTICLES, AND COUNTRIES OF FINAL DESTINATION; ALSO SHARE OF EACH PROVINCE	QUANTITY					VALUE				
	1930-31	1931-32	1932-33	1933-34	1934-35	1930-31	1931-32	1932-33	1933-34	1934-35
						₹	₹	₹	₹	₹
Instruments, Apparatus, and Appliances, and parts thereof—continued										
<i>Electrical (III. F)—continued</i>										
Straits Settlements	—	—	—	—	—	3,121	20,204	670	3,554	5,036
Hongkong	—	—	—	—	—	187	0,792	3,392	5,698	2,130
Zanzibar and Pemba	—	—	—	—	—	5,314	719	150
Union of South Africa	—	—	—	—	—	2,150	10,094
Commonwealth of Australia	—	—	—	—	—	60	100	10	33	8,260
Other British Possessions	—	—	—	—	—	6,557	7,115	7,389	7,410	8,251
TOTAL BRITISH EMPIRE	—	—	—	—	—	2,08,270	1,72,049	2,87,093	1,27,219	2,06,238
Germany	—	—	—	—	—	36,345	5,001	8,713	26,020	16,048
Netherlands	—	—	—	—	—	24,728	21,746	1,370	4,106	38,092
Belgium	—	—	—	—	—	13,800	1,980	217	28,047	25
Italy (including Fiume)	—	—	—	—	—	9,233	3,295	1,086	23,000	41,741
Czechoslovakia	—	—	—	—	—	5,865	1,040	..	1,200	1,730
Maskat Territory and Trucial Oman	—	—	—	—	—	965	7,703	576	728	5,203
Other Native States in Arabia	—	—	—	—	—	1,050	1,050	960	920	5,057
Iraq	—	—	—	—	—	13,322	11,873	4,888	12,046	10,192
Iran	—	—	—	—	—	14,443	7,302	6,469	5,047	5,841
French Indo-China	—	—	—	—	—	9,317
United States of America Via Atlantic Coast	—	—	—	—	—	39,334	1,20,668	30,320	24,195	33,791
„ Pacific „	—	—	—	—	—	6,050	..	800	150	272
Other Foreign Countries	—	—	—	—	—	9,652	10,163	9,243	9,281	9,099
TOTAL FOREIGN COUNTRIES	—	—	—	—	—	1,70,845	1,92,381	75,559	1,38,549	1,67,666
Share of Bengal	—	—	—	—	—	1,51,775	1,40,163	1,95,667	1,12,514	1,75,307
„ Bombay	—	—	—	—	—	2,01,339	1,31,460	73,501	1,12,491	1,54,773
„ Sind	—	—	—	—	—	9,801	5,129	17,397	19,131	11,017
„ Madras	—	—	—	—	—	12,988	3,402	3,536	10,912	20,729
„ Burma	—	—	—	—	—	12,421	75,236	17,061	11,020	12,012
TOTAL	—	—	—	—	—	3,68,124	3,64,430	3,12,652	2,60,068	3,73,904
<i>Musical (III. D)—</i>										
Talking machines and accessories—										
United Kingdom (including Channel Islands)	—	—	—	—	—	1,45,269	91,007	31,793	30,333	57,410
Ceylon (excluding Maldives)	—	—	—	—	—	4,406	2,367	4,153	18,584	31,300
Straits Settlements	—	—	—	—	—	2,400	4,426	8,677	2,086	7,415
Kenya Colony	—	—	—	—	—	150	5,605	17,294	..	349
Other British Possessions	—	—	—	—	—	763	6,922	9,339	1,555	5,915
TOTAL BRITISH EMPIRE	—	—	—	—	—	1,52,988	1,10,327	71,256	52,603	1,02,389
Germany	—	—	—	—	—	18,034	1,306	195	375	475
United States of America— Via Atlantic Coast	—	—	—	—	—	50	16,347	65	770	..
Other Foreign Countries	—	—	—	—	—	3,040	3,746	2,754	4,313	12,026
TOTAL FOREIGN COUNTRIES	—	—	—	—	—	21,724	21,939	3,014	5,463	12,501
Share of Bengal	—	—	—	—	—	98,396	76,338	2,455	2,357	10,548
„ Bombay	—	—	—	—	—	53,243	27,703	47,769	10,732	57,913
„ Sind	—	—	—	—	—	1,707	1,935	1,344	1,759	5,555
„ Madras	—	—	—	—	—	10,041	22,342	13,943	30,734	37,223
„ Burma	—	—	—	—	—	6,350	4,336	9,754	21,339	4,541
TOTAL	—	—	—	—	—	1,74,712	1,32,316	74,270	53,071	1,14,890

GENERAL EXPORTS

(756)

FOREIGN MERCHANDISE

No. 12—continued

ARTICLES, AND COUNTRIES OF FINAL DESTINATION; ALSO SHARE OF EACH PROVINCE	QUANTITY					VALUE				
	1930-31	1931-32	1932-33	1933-34	1934-35	1930-31	1931-32	1932-33	1933-34	1934-35
Instruments, Apparatus, and Appliances, and Parts thereof—continued										
Musical (III. D)—continued										
Other sorts—										
United Kingdom (including Channel Islands)	—	—	—	—	—	21,911	51,243	29,778	20,754	47,302
Ceylon (excluding Maldives)	—	—	—	—	—	21,335	4,809	3,552	14,963	9,229
Anglo-Egyptian Sudan	—	—	—	—	—	8,385
Union of South Africa	—	—	—	—	—	7,554	5,850	7,787	5,800	4,517
Other British Possessions	—	—	—	—	—	4,029	7,495	4,792	2,467	3,995
TOTAL BRITISH EMPIRE	—	—	—	—	—	54,829	69,397	42,909	43,484	73,429
TOTAL FOREIGN COUNTRIES	—	—	—	—	—	10,484	9,659	13,095	5,036	8,712
Share of Bengal	—	—	—	—	—	18,168	27,799	11,544	19,616	23,636
" Bombay	—	—	—	—	—	19,839	37,153	37,018	19,383	46,432
" Sind	—	—	—	—	—	2,077	1,750	1,901	820	3,095
" Madras	—	—	—	—	—	2,669	3,792	4,547	13,396	3,364
" Burma	—	—	—	—	—	22,500	3,592	894	2,905	614
TOTAL	—	—	—	—	—	65,313	79,056	56,004	49,120	77,141
Optical (III. D)—										
United Kingdom (including Channel Islands)	—	—	—	—	—	8,687	1,083	2,936	812	690
Ceylon (excluding Maldives)	—	—	—	—	—	15,211
Other British Possessions	—	—	—	—	—	660	72	218	1,200	1,295
TOTAL BRITISH EMPIRE	—	—	—	—	—	9,297	1,155	3,204	2,072	17,196
Germany	—	—	—	—	—	490	5,625	8,917	..	2,850
Other Foreign Countries	—	—	—	—	—	792	973	575	3,622	3,903
TOTAL FOREIGN COUNTRIES	—	—	—	—	—	1,282	6,598	4,392	3,622	6,753
Share of Bengal	—	—	—	—	—	7,731	6,433	2,025	..	1,255
" Bombay	—	—	—	—	—	2,220	2,015	4,137	4,944	7,023
" Sind	—	—	—	—	—	50	50	460
" Madras	—	—	—	—	—	478	200	1,434	750	15,211
" Burma	—	—	—	—	—	100
TOTAL	—	—	—	—	—	10,579	7,758	7,596	5,694	23,949
Photographic (III. D)—										
United Kingdom (including Channel Islands)	—	—	—	—	—	31,820	42,658	48,948	53,637	69,114
Ceylon (excluding Maldives)	—	—	—	—	—	20,111	96,498	1,64,322	1,47,189	1,25,150
Straits Settlements	—	—	—	—	—	1,29,000	56,855	1,04,545	80,784	1,60,774
Hongkong	—	—	—	—	—	..	12,518	4,053	10,901	3,637
Zanzibar and Pemba	—	—	—	—	—	7,010	8,000	13,768	27,702	..
Kenya Colony	—	—	—	—	—	6,809	8,476	8,075	7,145	1,150
Mauritius and Dependencies	—	—	—	—	—	7,110
Other British Possessions	—	—	—	—	—	1,714	2,220	898	617	9,195
TOTAL BRITISH EMPIRE	—	—	—	—	—	2,03,184	2,27,215	3,44,607	3,28,175	3,77,920

No. 12—continued

ARTICLES, AND COUNTRIES OF FINAL DESTINATION ; ALSO SHARE OF EACH PROVINCE	QUANTITY					VALUE				
	1980-81	1981-82	1982-83	1983-84	1984-85	1980-81	1981-82	1982-83	1983-84	1984-85
						₹	₹	₹	₹	₹
Instruments, Apparatus, and Appliances, and parts thereof—continued										
<i>Photographic (III.D)— contd.</i>										
Germany	—	—	—	—	—	30,803	22,930	14,866	32,164	13,350
France	—	—	—	—	—	5,845	21,400	7,346	6,535	1,500
Iran	—	—	—	—	—	7,727	50	470	808	285
Portuguese East Africa	—	—	—	—	—	6,788	270	..
United States of America—										
Via Atlantic Coast	—	—	—	—	—	80,887	1,08,387	53,860	83,481	75,310
" Pacific "	—	—	—	—	—	18,367	27,250	2,496	183	..
Other Foreign Countries	—	—	—	—	—	11,441	9,265	5,945	7,962	14,763
TOTAL FOREIGN COUNTRIES	—	—	—	—	—	1,54,520	1,89,282	91,220	1,80,848	1,05,208
Share of Bengal	—	—	—	—	—	22,176	21,344	23,867	65,673	1,31,634
" Bombay	—	—	—	—	—	1,04,694	2,48,623	1,62,745	1,80,816	1,96,030
" Sind	—	—	—	—	—	25,885	12,227	4,275	14,244	4,341
" Madras	—	—	—	—	—	55,897	62,836	1,67,001	1,47,306	1,19,061
" Burma	—	—	—	—	—	1,48,692	71,467	77,939	50,972	32,062
TOTAL	—	—	—	—	—	3,57,654	4,16,497	4,35,827	4,59,018	4,83,123
<i>Other kinds (III. D)—</i>										
United Kingdom (including Channel Islands)	—	—	—	—	—	1,34,501	1,68,416	77,954	1,15,418	74,849
Malta and Gozo	—	—	—	—	—	..	4,000	4,459	..	10,180
Ceylon (excluding Maldives)	—	—	—	—	—	17,616	11,620	84,422	11,377	29,069
Straits Settlements	—	—	—	—	—	2,699	4,618	17,187	7,195	6,940
Commonwealth of Australia	—	—	—	—	—	1,800	13,989	4,234	..	570
Other British Possessions	—	—	—	—	—	8,440	6,909	4,593	7,462	4,154
TOTAL BRITISH EMPIRE	—	—	—	—	—	1,65,056	2,09,752	1,42,849	1,41,447	1,25,762
Sweden	—	—	—	—	—	1,690	350	7,810	10,300	4,400
Danmark	—	—	—	—	—	12,000	200	200
Germany	—	—	—	—	—	14,432	31,788	87,805	11,638	19,888
Netherlands	—	—	—	—	—	15,192	1,785	..	1,800	1,023
Belgium	—	—	—	—	—	2,631	4,435	5,199	1,010	1,000
Italy (including Flume)	—	—	—	—	—	11,552	2,425	980	1,220	4,729
Iraq	—	—	—	—	—	6,842	462	871	7,848	1,713
Iran	—	—	—	—	—	14,518	649	3,856	2,401	1,294
Java	—	—	—	—	—	10,000
United States of America—										
Via Atlantic Coast	—	—	—	—	—	24,976	77,950	63,628	34,131	48,734
" Pacific "	—	—	—	—	—	..	125
Other Foreign Countries	—	—	—	—	—	4,321	8,656	7,407	2,805	8,823
TOTAL FOREIGN COUNTRIES	—	—	—	—	—	1,08,054	1,28,575	1,37,706	73,858	91,799
Share of Bengal	—	—	—	—	—	1,10,857	2,11,330	86,437	1,12,667	72,735
" Bombay	—	—	—	—	—	1,16,459	78,061	59,847	63,585	1,04,025
" Sind	—	—	—	—	—	6,978	5,616	40,246	12,939	6,044
" Madras	—	—	—	—	—	10,817	18,187	32,688	7,649	17,701
" Burma	—	—	—	—	—	27,999	28,134	31,337	13,639	17,006
TOTAL	—	—	—	—	—	2,78,110	3,38,327	2,80,555	2,14,900	2,17,561

GENERAL EXPORTS

(758)

FOREIGN MERCHANDISE

No. 12—continued

ARTICLES, AND COUNTRIES OF FINAL DESTINATION; ALSO SHARE OF EACH PROVINCE	QUANTITY					VALUE				
	1930-31	1931-32	1932-33	1933-34	1934-35	1930-31	1931-32	1932-33	1933-34	1934-35
Instruments, Apparatus, and Appliances, and parts thereof—concluded						R	R	R	R	R
Total value of Instruments, Apparatus, and Appliances, and parts thereof—										
United Kingdom (including Channel Islands)	—	—	—	—	—	4,68,453	4,62,628	3,84,764	3,15,547	3,76,183
Malta and Gozo	—	—	—	—	—	..	4,000	4,460	..	10,180
Aden and Dependencies	—	—	—	—	—	3,041	2,640	2,380	3,289	5,116
Bahrain Islands	—	—	—	—	—	26,551	7,741	7,003	7,186	12,892
Ceylon (excluding Maldives)	—	—	—	—	—	1,09,458	1,40,575	2,24,324	2,02,726	2,36,043
Straits Settlements	—	—	—	—	—	1,38,905	86,948	1,31,297	93,744	1,91,001
Hongkong	—	—	—	—	—	447	20,094	8,865	17,099	5,667
Union of South Africa	—	—	—	—	—	11,025	6,400	10,585	8,920	23,336
Zanzibar and Pemba	—	—	—	—	—	7,665	9,531	21,000	28,991	350
Kenya Colony	—	—	—	—	—	11,624	21,694	31,951	18,980	8,054
Anglo-Egyptian Sudan	—	—	—	—	—	290	8,710
Mauritius and Dependencies	—	—	—	—	—	8,460	72	2,205	600	3,750
Commonwealth of Australia	—	—	—	—	—	2,500	14,689	6,100	38	11,402
Other British Possessions	—	—	—	—	—	5,465	12,538	6,880	2,600	9,350
TOTAL BRITISH EMPIRE	—	—	—	—	—	7,93,583	7,90,395	8,41,018	6,95,005	9,02,934
Sweden	—	—	—	—	—	2,572	450	11,635	12,800	4,400
Denmark	—	—	—	—	—	12,000	500	145	200	200
Germany	—	—	—	—	—	1,03,599	68,700	68,486	70,216	54,297
Netherlands	—	—	—	—	—	39,918	24,444	1,370	7,308	39,505
Belgium	—	—	—	—	—	16,381	6,870	6,036	30,092	6,067
France	—	—	—	—	—	15,361	27,361	11,941	8,340	4,725
Switzerland	—	—	—	—	—	200	7,005	160	100	207
Italy (including Fiume)	—	—	—	—	—	22,385	6,115	3,816	27,435	48,720
Czechoslovakia	—	—	—	—	—	5,865	1,690	..	1,200	1,730
Mascat Territory and Trucial Oman	—	—	—	—	—	8,108	7,703	4,270	1,546	8,979
Other Native States in Arabia	—	—	—	—	—	1,350	2,027	2,080	920	5,942
Iraq	—	—	—	—	—	28,429	14,295	6,550	22,962	12,558
Iran	—	—	—	—	—	30,838	8,926	10,983	9,626	10,171
Java	—	—	—	—	—	2,537	3,600	14,174	300	2,940
Siam	—	—	—	—	—	880	630	60	920	5,690
French Indo-China	—	—	—	—	—	850	1,000	9,817
Japan	—	—	—	—	—	3,927	4,000	3,955	6,662	13,303
Portuguese East Africa	—	—	—	—	—	2,867	5,186	11,260	1,675	1,530
United States of America— Via Atlantic Coast	—	—	—	—	—	1,47,281	3,27,675	1,51,285	1,45,352	1,58,841
" Pacific "	—	—	—	—	—	24,417	27,375	3,296	283	272
Other Foreign Countries	—	—	—	—	—	7,744	2,738	5,670	9,842	7,472
TOTAL FOREIGN COUNTRIES	—	—	—	—	—	4,75,909	5,48,454	3,24,936	3,57,768	3,87,639
Share of Bengal	—	—	—	—	—	4,09,073	4,32,470	3,21,995	3,06,427	4,24,235
" Bombay	—	—	—	—	—	5,02,699	5,28,020	4,15,017	3,96,952	5,66,201
" Sind	—	—	—	—	—	47,308	26,766	65,663	48,193	30,602
" Madras	—	—	—	—	—	92,290	1,15,769	2,27,144	2,00,797	2,03,294
" Burma	—	—	—	—	—	2,18,122	1,85,374	1,37,085	1,00,402	66,841
TOTAL	—	—	—	—	—	12,69,492	18,38,879	11,66,954	10,52,771	12,90,573
Ivory—										
Unmanufactured (II. S)—										
United Kingdom (including Channel Islands)	Lbs.	Lbs.	Lbs.	Lbs.	Lbs.					
Hongkong	1,051	78	3,951	2,362	3,843	6,085	358	17,765	8,814	15,160
Other British Possessions	3,808	4,708	5,281	5,205	5,884	12,700	28,290	31,440	21,583	24,711
Other British Possessions	472	..	91	2,450	..	550
TOTAL BRITISH EMPIRE	4,859	4,786	9,654	7,567	9,818	18,785	28,648	51,645	30,397	40,427
Japan	2,872	392	263	..	153	17,165	2,000	1,135	..	400
Other Foreign Countries	58	800
TOTAL FOREIGN COUNTRIES	2,872	392	309	..	153	17,165	2,000	1,435	..	400
Share of Bombay	7,731	5,178	9,963	7,667	9,971	35,950	30,648	53,080	30,397	40,327

No. 12—continued

ARTICLES, AND COUNTRIES OF FINAL DESTINATION; ALSO, SHARE OF EACH PROVINCE	QUANTITY					VALUE				
	1930-31	1931-32	1932-33	1933-34	1934-35	1930-31	1931-32	1932-33	1933-34	1934-35
<i>Ivory—continued</i>						R	R	R	R	R
<i>Manufactured (III. U)—</i>										
TOTAL BRITISH EMPIRE	—	—	—	—	—	161	826	220	5,000	278
United States of America—										
Via Atlantic Coast . . .	—	—	—	—	—	33,612	4,305
Other Foreign Countries . .	—	—	—	—	—	750	1,004	..	35	..
TOTAL FOREIGN COUNTRIES	—	—	—	—	—	34,362	1,004	..	35	4,305
Share of Bengal	—	—	—	—	—	33,512	1,004	4,073
.. Bombay	—	—	—	—	—	791	535	220	5,035	..
.. Madras	—	—	—	—	—	160
.. Burma	—	—	—	—	—	20
TOTAL	—	—	—	—	—	84,423	1,829	220	5,035	4,073
Total value of Ivory	—	—	—	—	—	70,378	32,477	53,800	35,432	45,500
<i>Jewellery (excluding imitation Jewellery and precious stones and pearls, unset), also Plate of Gold and Silver—</i>										
<i>Jewellery (III. U)—</i>										
United Kingdom (including Channel Islands)	—	—	—	—	—	45,085	40,314	2,986	10,222	15,801
Other British Possessions . .	—	—	—	—	—	7,981	3,885	8,500	..	1,164
TOTAL BRITISH EMPIRE	—	—	—	—	—	53,016	44,199	6,486	10,222	16,465
United States of America—										
Via Atlantic Coast	—	—	—	—	—	16,990	..	236
Other Foreign Countries . . .	—	—	—	—	—	4,252	2,180	..	6,595	2,000
TOTAL FOREIGN COUNTRIES	—	—	—	—	—	21,242	2,180	236	6,595	2,000
Share of Bengal	—	—	—	—	—	56,275	31,934	3,766	1,370	851
.. Bombay	—	—	—	—	—	13,771	6,770	2,136	7,400	13,933
.. Sind	—	—	—	—	—	3,600	6,395	2,000
.. Madras	—	—	—	—	—	612	3,745	800	887	1,608
.. Burma	—	—	—	—	—	..	4,850	..	865	75
TOTAL	—	—	—	—	—	74,258	46,379	6,722	16,817	18,465
<i>Plate of Gold and Silver (III. U)—</i>										
United Kingdom (including Channel Islands)	—	—	—	—	—	2,39,064	2,31,027	1,74,930	1,24,756	1,42,412
Ceylon (excluding Maldives)	—	—	—	—	—	315	5,384	3,000	1,060	1,550
Other British Possessions . .	—	—	—	—	—	8,811	9,180	8,148	5,599	4,640
TOTAL BRITISH EMPIRE	—	—	—	—	—	2,48,190	2,46,491	1,86,078	1,32,015	1,48,602

GENERAL EXPORTS

(760)

FOREIGN MERCHANDISE

No. 12—continued

ARTICLES AND COUNTRIES OF FINAL DESTINATION; ALSO SHARE OF EACH PROVINCE	QUANTITY					VALUE				
	1930-31	1931-32	1932-33	1933-34	1934-35	1930-31	1931-32	1932-33	1933-34	1934-35
Jewellery (excluding imitation Jewellery and precious stones and pearls, unset), also Plate of Gold and Silver—continued						R	R	R	R	R
<i>Plate of Gold and Silver (III. U)—continued</i>										
Germany	—	—	—	—	—	5,000	..
France	—	—	—	—	—	4,150	17,458	2,600
Maskat Territory and Trucial Oman	—	—	—	—	—	8,000	..
United States of America—										
Via Atlantic Coast	—	—	—	—	—	918	8,100	820	148	4,064
" Pacific "	—	—	—	—	—	150
Other Foreign Countries	—	—	—	—	—	5,315	3,795	8,456	1,075	3,715
TOTAL FOREIGN COUNTRIES	—	—	—	—	—	10,538	29,348	9,276	14,323	10,379
<i>Share of Bengal</i>	—	—	—	—	—	36,859	20,250	10,817	16,955	13,196
" Bombay	—	—	—	—	—	1,61,661	1,93,021	1,12,627	97,220	1,17,034
" Sind	—	—	—	—	—	20,440	9,967	17,334	22,970	9,176
" Madras	—	—	—	—	—	15,335	23,028	20,664	1,650	3,333
" Burma	—	—	—	—	—	21,928	29,575	33,412	7,443	15,842
TOTAL	—	—	—	—	—	2,58,723	3,75,839	1,95,354	1,46,238	1,58,881
<i>Total value of Jewellery, also Plate of Gold and Silver</i>	—	—	—	—	—	3,32,081	3,22,218	2,02,076	1,63,055	1,77,346
Leather—										
<i>Hides, tanned or dressed (III. I)—</i>	Tons	Tons	Tons	Tons	Tons					
TOTAL BRITISH EMPIRE	715	3,500	80
<i>Share of Bengal</i>	80
" Bombay	715	3,500
TOTAL	715	3,500	80
<i>Skins, tanned or dressed (III. I)—</i>	Tons	Tons	Tons	Tons	Tons					
United Kingdom (including Channel Islands)	25	1	2	3,87,647	8,650	..	4,000	847
Other British Possessions	700	..	400
TOTAL BRITISH EMPIRE	25	1	2	3,87,647	8,650	700	4,000	1,247
Germany	1	44,000	4,240	..	700	785
France	11,400
United States of America—										
Via Atlantic Coast	3	1,25,792	290	..	2,400	..
Other Foreign Countries	4,000	800	2,570	3,280	1,510
TOTAL FOREIGN COUNTRIES	4	1,85,192	5,330	2,570	6,470	2,295
<i>Share of Bengal</i>	6,340
" Bombay	1	5,450	3,270	10,470	2,742
" Sind	29	2	5,72,339	2,390	800
TOTAL	29	1	2	5,72,339	13,980	3,270	10,470	3,512

No. 12—continued

ARTICLES, AND COUNTRIES OF FINAL DESTINATION; ALSO SHARE OF EACH PROVINCE	QUANTITY					VALUE				
	1930-31	1931-32	1932-33	1933-34	1934-35	1930-31	1931-32	1932-33	1933-34	1934-35
						R	R	R	R	R
Leather—continued										
<i>Skins, tanned or dressed (III, 1)—contd.</i>										
<i>Unwrought (III, 1)—</i>	Cwts.	Cwts.	Cwts.	Cwts.	Cwts.					
Kenya Colony	40	36	33	51	15	4,350	5,245	3,630	4,850	1,800
Other British Possessions	26	17	23	22	6	4,957	4,196	3,427	1,694	1,150
TOTAL BRITISH EMPIRE	66	53	56	73	21	9,307	9,441	7,057	6,544	2,950
Iran	11	7	19	..	1	7,917	4,055	4,101	..	360
Other Foreign Countries	12	27	28	159	11	3,101	4,020	1,879	10,242	3,039
TOTAL FOREIGN COUNTRIES	23	34	47	159	12	11,018	8,075	5,980	10,242	3,399
<i>Share of Bengal</i>	20	8	10	73	5	3,997	3,902	502	5,152	800
" <i>Bombay</i>	69	78	82	141	25	16,328	13,220	10,635	10,075	4,340
" <i>Sind</i>	1	11	18	3	..	394	1,900	1,559	760
TOTAL	89	87	103	232	33	20,325	17,516	13,037	16,786	5,840
Manufactures (excluding Hats and Shoes) (III, 1)—										
United Kingdom (including Channel Islands)	—	—	—	—	—	45,719	39,031	18,825	36,853	35,899
Ceylon (excluding Maldives)	—	—	—	—	—	5,886	6,862	2,030	3,408	3,612
Hongkong	—	—	—	—	—	..	7,050	..	3,780	..
Kenya Colony	—	—	—	—	—	5,022	10,781	2,960	..	5,258
Other British Possessions	—	—	—	—	—	2,835	2,012	3,376	2,177	3,701
TOTAL BRITISH EMPIRE	—	—	—	—	—	60,362	65,236	27,241	46,273	48,490
Germany	—	—	—	—	—	9,496	10,768	167	..	3,610
Belgium	—	—	—	—	—	2,939	10,348	600
China (exclusive of Hong- kong and Macao)	—	—	—	—	—	5,555	..	500
United States of America—										
<i>Via Atlantic Coast</i>	—	—	—	—	—	7,132	15,621	4,000	2,038	..
" <i>Pacific</i> "	—	—	—	—	—	10	13,484
Other Foreign Countries	—	—	—	—	—	5,207	1,878	3,290	1,520	3,986
TOTAL FOREIGN COUNTRIES	—	—	—	—	—	24,784	38,015	13,012	3,558	11,180
<i>Share of Bengal</i>	—	—	—	—	—	5,440	20,605	1,699	4,458	823
" <i>Bombay</i>	—	—	—	—	—	74,217	30,974	34,169	44,028	57,463
" <i>Sind</i>	—	—	—	—	—	3,121	480	300	938	500
" <i>Madras</i>	—	—	—	—	—	378	1,454	2,617
" <i>Burma</i>	—	—	—	—	—	1,990	545	1,468	412	477
TOTAL	—	—	—	—	—	85,140	1,04,151	40,253	49,830	59,670
Total value of Leather	—	—	—	—	—	6,70,025	1,39,147	58,640	77,092	69,052
Liquors—										
<i>Ale, Beer, and Porter (I, D)—</i>	Gals.	Gals.	Gals.	Gals.	Gals.					
United Kingdom (including Channel Islands)	1,740	782	5,463	3,873	3,219	5,540	2,172	16,608	9,425	8,858
Other British Possessions	714	1,048	340	348	469	1,451	2,647	1,196	1,193	2,085
TOTAL BRITISH EMPIRE	2,454	1,780	5,803	4,221	3,688	6,991	4,819	17,804	10,588	10,943

GENERAL EXPORTS

(762)

FOREIGN MERCHANDISE

No. 12—continued

ARTICLES, AND COUNTRIES OF FINAL DESTINATION; ALSO SHARE OF EACH PROVINCE	QUANTITY					VALUE				
	1930-31	1931-32	1932-33	1933-34	1934-35	1930-31	1931-32	1932-33	1933-34	1934-35
Liquors—continued	Gals.	Gals.	Gals.	Gals.	Gals.	R	R	R	R	R
<i>Ale, Beer, and Porter (I. D.)—continued</i>										
Germany	2,026	54	537	271	10	8,860	208	1,779	595	37
France	425	8,693
Hanjam Islands	1,034	..	20	64	..	5,400	..	124	204	..
Other Foreign Countries	1,946	1,802	1,372	900	312	5,172	5,946	4,793	3,072	1,400
TOTAL FOREIGN COUNTRIES	5,006	2,281	1,935	1,301	322	18,988	14,847	6,096	3,981	1,527
<i>Share of Bengal</i>	374	547	221	18	294	1,513	9,071	1,046	80	1,181
.. Bombay	4,003	1,886	4,535	2,356	431	12,805	5,333	15,162	6,548	1,735
.. Sind	1,451	1,355	2,959	2,135	2,969	5,264	4,633	3,211	7,844	8,629
.. Madras	33	249	2	8	296	95	663	10	20	935
.. Burma	1,604	24	21	5	20	6,452	66	72	37	90
TOTAL	7,460	4,061	7,733	5,522	4,010	25,929	19,665	24,500	14,519	12,470
<i>Cider and other fermented liquors (I. D.)—</i>	Gals.	Gals.	Gals.	Gals.	Gals.					
TOTAL BRITISH EMPIRE	48	2	28	5	16	517	20	19 ⁰	42	108
TOTAL FOREIGN COUNTRIES	14	16	20	6	14	118	371	142	40	71
<i>Share of Bengal</i>	32	16	449	371
.. Bombay	2	38	1	28	..	20	262	6	162
.. Sind	14	..	10	10	2	113	..	80	76	17
.. Burma	16	68
TOTAL	62	18	48	11	30	680	391	332	82	170
<i>Spirit— brandy (I. D.)—</i>	Gals.	Gals.	Gals.	Gals.	Gals.					
United Kingdom (including Channel Islands)	93	654	8	61	8	1,780	10,575	790	1,770
Ceylon (excluding Maldives).	2	301	..	196	302	74	9,042	..	6,031	9,912
Straits Settlements	351	145	1,172	290	..	7,152	3,499	22,374	6,300	..
Other British Possessions	11	17	6	20	17	216	293	144	594	300
TOTAL BRITISH EMPIRE	364	561	1,832	514	380	7,450	14,619	33,093	13,715	11,982
France	607	5,409
Mascat Territory and Trucial Oman	180	228	186	225	203	2,272	3,329	2,466	7,637	9,190
China (exclusive of Hongkong and Macao)	610	13,013
Japan	462	8,615	..
Other Foreign Countries	285	40	361	26	92	1,074	1,099	2,005	1,535	2,802
TOTAL FOREIGN COUNTRIES	465	985	1,157	714	295	3,346	9,837	17,484	17,700	11,992
<i>Share of Bengal</i>	618	501	2,706	775	63	7,552	12,634	44,007	15,048	900
.. Bombay	18	69	39	235	395	493	2,397	1,529	3,307	13,044
.. Sind	195	925	189	218	217	2,746	9,425	2,598	7,650	10,030
.. Burma	55	5	..	1,843
TOTAL	829	1,496	2,989	1,228	675	10,798	24,456	50,577	31,505	23,974
<i>Whisky (I. D.)—</i>	Gals.	Gals.	Gals.	Gals.	Gals.					
United Kingdom (including Channel Islands)	671	137	301	97	585	17,401	3,243	11,867	3,311	10,965
Straits Settlements	267	3,483	2,497	1,251	300	5,642	77,276	42,231	20,265	7,069
Kenya Colony	167	379	96	90	..	1,971	7,108	1,435	1,487	..
Other British Possessions	28	61	10	4	22	649	1,370	264	100	700
TOTAL BRITISH EMPIRE	1,133	4,060	2,904	1,442	907	25,663	83,937	55,797	25,163	18,794

No. 12—continued

ARTICLES, AND COUNTRIES OF FINAL DESTINATION; ALSO SHARE OF EACH PROVINCE	QUANTITY					VALUE				
	1930-31	1931-32	1932-33	1933-34	1934-35	1930-31	1931-32	1932-33	1933-34	1934-35
						£	₹	R	R	R
Liquors—continued										
<i>Spirit—continued</i>										
<i>Whisky (I. D.)—continued</i>	Gals.	Gals.	Gals.	Gals.	Gals.					
France	284	7,000
Iran	108	..	168	108	166	3,070	..	2,801	4,841	6,382
China (exclusive of Hongkong and Macão)	278	2,933	1,502	42,638
Japan	633	180	13,488	2,486
French Somaliland	2	284	80	7,000
Other Foreign Countries	711	389	626	354	80	5,813	7,646	5,965	7,844	3,920
TOTAL FOREIGN COUNTRIES	819	1,236	3,717	1,155	426	8,972	23,238	51,464	26,178	12,788
<i>Share of Bengal</i>	<i>808</i>	<i>4,476</i>	<i>6,768</i>	<i>1,928</i>	<i>1,059</i>	<i>9,469</i>	<i>96,376</i>	<i>26,683</i>	<i>34,918</i>	<i>20,360</i>
" <i>Bombay</i>	<i>453</i>	<i>367</i>	<i>367</i>	<i>341</i>	<i>69</i>	<i>6,834</i>	<i>6,204</i>	<i>10,097</i>	<i>6,810</i>	<i>1,213</i>
" <i>Sind</i>	<i>124</i>	<i>406</i>	<i>384</i>	<i>306</i>	<i>214</i>	<i>9,831</i>	<i>8,806</i>	<i>6,798</i>	<i>9,034</i>	<i>10,009</i>
" <i>Madras</i>	<i>126</i>	<i>..</i>	<i>..</i>	<i>..</i>	<i>..</i>	<i>4,063</i>	<i>..</i>	<i>..</i>	<i>..</i>	<i>..</i>
" <i>Burma</i>	<i>142</i>	<i>46</i>	<i>102</i>	<i>72</i>	<i>..</i>	<i>4,443</i>	<i>1,860</i>	<i>4,683</i>	<i>574</i>	<i>..</i>
TOTAL	1,952	6,295	6,621	2,507	1,332	34,635	1,12,235	1,07,261	51,936	31,682
Other Sorts (I. D.)—										
<i>United Kingdom (including Channel Islands)</i>	<i>Gals.</i>	<i>Gals.</i>	<i>Gals.</i>	<i>Gals.</i>	<i>Gals.</i>					
United Kingdom (including Channel Islands)	188	122	647	3,162	288	3,014	755	8,341	4,013	3,033
Ceylon (excluding Maldives)	3,281	15,885	16,630	1,991	6,949	4,901	14,489	14,135	3,179	5,432
Other British Possessions	445	836	968	1,888	1,153	1,893	2,764	2,980	3,085	3,512
TOTAL BRITISH EMPIRE	3,914	16,793	18,245	7,031	8,386	9,808	17,958	25,466	11,177	11,977
<i>United States of America— Via Atlantic Coast</i>	<i>..</i>	<i>..</i>	<i>..</i>	<i>7,466</i>	<i>3,403</i>	<i>..</i>	<i>..</i>	<i>..</i>	<i>5,959</i>	<i>2,447</i>
Other Foreign Countries	1,780	696	642	12,058	1,551	5,851	10,162	4,260	8,230	8,621
TOTAL FOREIGN COUNTRIES	1,780	696	642	19,524	6,014	5,851	10,162	4,260	14,189	11,068
<i>Share of Bengal</i>	<i>3,686</i>	<i>16,129</i>	<i>17,678</i>	<i>26,388</i>	<i>12,023</i>	<i>6,910</i>	<i>17,451</i>	<i>18,035</i>	<i>15,475</i>	<i>9,478</i>
" <i>Bombay</i>	<i>1,607</i>	<i>1,195</i>	<i>646</i>	<i>804</i>	<i>1,072</i>	<i>7,225</i>	<i>6,001</i>	<i>7,636</i>	<i>7,285</i>	<i>9,085</i>
" <i>Sind</i>	<i>186</i>	<i>133</i>	<i>225</i>	<i>263</i>	<i>304</i>	<i>1,641</i>	<i>1,627</i>	<i>1,673</i>	<i>2,676</i>	<i>4,482</i>
" <i>Madras</i>	<i>207</i>	<i>..</i>	<i>324</i>	<i>..</i>	<i>..</i>	<i>666</i>	<i>..</i>	<i>1,783</i>	<i>..</i>	<i>..</i>
" <i>Burma</i>	<i>8</i>	<i>32</i>	<i>14</i>	<i>..</i>	<i>..</i>	<i>217</i>	<i>3,141</i>	<i>693</i>	<i>..</i>	<i>..</i>
TOTAL	5,694	17,489	18,887	28,555	13,399	15,659	28,120	29,725	25,366	23,641
Total Spirit—										
<i>United Kingdom (including Channel Islands)</i>	<i>Gals.</i>	<i>Gals.</i>	<i>Gals.</i>	<i>Gals.</i>	<i>Gals.</i>					
United Kingdom (including Channel Islands)	850	357	1,002	3,267	929	20,428	5,778	80,783	8,114	16,768
Ceylon (excluding Maldives)	3,205	16,106	16,633	2,191	7,251	5,308	24,821	14,207	9,310	15,344
Straits Settlements	618	3,629	3,669	1,561	300	12,794	80,798	64,605	26,626	7,069
Kenya Colony	255	476	181	180	1	2,470	7,907	2,019	2,466	24
Other British Possessions	384	756	946	1,798	1,191	1,926	2,275	2,732	3,539	4,548
TOTAL BRITISH EMPIRE	5,411	21,414	22,981	8,987	9,672	42,921	1,21,574	1,14,346	50,055	42,768
France	975	..	94	556	88	16,219	..	1,045	417
Maskat Territory and Trucial Oman	508	830	550	513	471	5,496	6,723	7,372	13,531	13,924
Iran	193	142	206	214	246	4,861	1,663	3,608	5,932	9,939
China (exclusive of Hongkong and Macão)	1	278	3,543	82	1,592	65,651
Japan	1,095	180	22,103	2,486
French Somaliland	2	284	80	7,000
United States of America— Via Atlantic Coast	40	7	7,513	3,463	..	1,192	303	6,749	2,447
" Pacific "	1	24
Other Foreign Countries	2,360	308	1,210	11,964	817	7,612	8,846	6,283	8,192	6,611
TOTAL FOREIGN COUNTRIES	3,061	2,866	6,616	21,393	5,734	18,169	43,237	73,217	58,152	85,489

GENERAL EXPORTS

(764)

FOREIGN MERCHANDISE

No. 12—continued

ARTICLES, AND COUNTRIES OF FINAL DESTINATION; ALSO SHARE OF EACH PROVINCE	QUANTITY					VALUE				
	1930-31	1931-32	1932-33	1933-34	1934-35	1930-31	1931-32	1932-33	1933-34	1934-35
Liquors—continued						R	R	R	R	R
Spirit—concluded										
<i>Total Spirit—contd.</i>	Gals.	Gals.	Gals.	Gals.	Gals.					
Share of Bengal . . .	5,110	21,108	26,152	28,101	13,146	22,021	1,25,461	1,48,325	65,441	30,738
Bombay . . .	2,078	1,631	1,062	1,480	7,526	16,552	14,602	19,268	22,902	23,342
Sind . . .	305	1,455	798	787	735	14,218	19,767	11,069	19,290	21,521
Madras . . .	332	..	324	4,734	..	1,783
Burma . . .	150	78	171	18	..	4,685	4,991	7,124	574	..
TOTAL	8,475	24,280	28,497	30,380	16,400	61,090	1,64,811	1,87,569	1,08,207	78,601
Wines—										
Champagne and other sparkling wines (I. D.)— Ceylon (excluding Maldives)	Gals.	Gals.	Gals.	Gals.	Gals.					
Other British Possessions . . .	28	478	..	20	4	462	8,629	..	508	140
TOTAL BRITISH EMPIRE . . .	28	118	77	12	9	500	2,327	3,183	416	331
TOTAL FOREIGN COUNTRIES . . .	49	591	77	32	13	1,052	10,856	3,183	984	471
Share of Bengal . . .	28	617	539	11,263
Bombay . . .	60	33	94	32	13	1,246	1,025	3,719	886	458
Sind . . .	10	23	18	4	36	443	900	321	123	2,019
Madras . . .	2	15	..	80	314	..
TOTAL	100	673	105	51	49	2,806	13,188	4,040	1,423	2,477
Port and other still red wines (I. D.)—	Gals.	Gals.	Gals.	Gals.	Gals.					
TOTAL BRITISH EMPIRE . . .	70	82	64	21	32	2,644	1,582	1,238	496	509
TOTAL FOREIGN COUNTRIES . . .	62	101	57	19	31	799	2,136	1,015	365	780
Share of Bengal . . .	12	30	324	342
Bombay . . .	97	97	50	27	51	2,031	2,065	1,608	602	364
Sind . . .	28	68	41	13	12	438	1,311	640	259	375
TOTAL	132	188	121	40	63	3,443	3,718	2,243	861	1,230
Sherry and other still white wines (I. D.)—	Gals.	Gals.	Gals.	Gals.	Gals.					
TOTAL BRITISH EMPIRE . . .	90	131	65	108	138	1,787	3,087	1,282	2,314	2,754
TOTAL FOREIGN COUNTRIES . . .	35	91	51	53	54	748	1,704	927	1,127	1,407
Share of Bengal	48	1,050
Bombay . . .	98	185	70	118	103	1,918	3,923	1,436	2,461	1,862
Sind . . .	27	37	36	41	37	617	808	673	974	1,773
Madras	10	..	6	200	..	70
TOTAL	125	222	116	159	192	2,635	4,791	2,209	3,441	4,161
Other sorts, including Vermouth and Ginger wine (I. D.)—	Gals.	Gals.	Gals.	Gals.	Gals.					
United Kingdom (including Channel Islands) . . .	74	207	99	2	..	7,741	8,878	1,389	33	..
Other British Possessions . . .	16	90	5	35	212	144	842	74	547	2,707
TOTAL BRITISH EMPIRE	90	297	104	37	212	7,885	4,718	1,463	580	2,707
TOTAL FOREIGN COUNTRIES	75	257	116	163	142	798	2,400	1,057	1,258	2,665

No. 12—continued

ARTICLES, AND COUNTRIES OF FINAL DESTINATION; ALSO SHARE OF EACH PROVINCE	QUANTITY					VALUE				
	1980-81	1981-82	1982-83	1983-84	1984-85	1980-81	1981-82	1982-83	1983-84	1984-85
Liquors—concluded						R	R	R	R	R
Wines—concluded	Gals.	Gals.	Gals.	Gals.	Gals.					
Other sorts (including Vermont and Ginger wines) (L. D)— continued.										
Share of Bengal	40	384	7	26	223	322	5,358	167	668	3,051
“ Bombay	46	40	117	84	40	7,516	339	1,499	1,202	626
“ Sind	76	126	96	86	65	301	1,463	854	1,212	1,695
“ Madras	4	..	4	50	..	86	..
“ Burma	3	44
TOTAL	165	554	220	200	354	8,683	7,208	2,520	3,166	5,372
Total Wines—	Gals.	Gals.	Gals.	Gals.	Gals.					
United Kingdom (including Channel Islands)	80	814	229	8	54	7,896	5,982	5,556	219	1,182
Ceylon (excluding Maldives)	142	706	34	134	182	2,773	13,090	568	2,817	2,108
Other British Possessions	77	81	47	54	209	2,699	1,171	1,037	1,838	3,091
TOTAL BRITISH EMPIRE	299	1,101	310	196	395	13,368	20,243	7,161	4,874	6,441
TOTAL FOREIGN COUNTRIES	223	581	253	254	263	3,599	8,662	3,356	4,517	6,808
Share of Bengal	80	1,021	7	26	271	1,186	16,961	167	668	4,107
“ Bombay	301	355	361	361	213	13,359	7,412	3,263	5,267	3,810
“ Sind	136	262	185	144	170	2,299	4,482	2,388	2,688	5,262
“ Madras	2	4	10	19	4	80	50	200	400	70
“ Burma	3	44
TOTAL	522	1,632	563	450	658	16,967	28,905	11,017	8,891	13,249
Total Liquors—	Gals.	Gals.	Gals.	Gals.	Gals.					
United Kingdom (including Channel Islands)	2,722	1,405	7,321	7,139	4,202	34,144	13,052	53,133	17,764	26,808
Ceylon (excluding Maldives)	3,474	16,026	16,073	2,825	7,533	8,465	37,051	14,055	12,127	18,012
Straits Settlements	630	3,898	3,669	1,582	391	12,830	81,820	64,605	20,631	7,508
Kenya Colony	927	1,245	365	451	3	5,775	9,962	2,772	3,241	88
Other British Possessions	450	823	1,094	1,932	1,642	2,533	2,971	4,036	5,206	8,829
TOTAL BRITISH EMPIRE	8,212	24,297	29,122	13,409	13,771	63,797	1,40,656	1,39,501	65,059	60,245
Germany	3,128	80	1,559	11,960	17	10,403	3,036	3,959	3,391	865
France	72	1,400	17	109	578	1,057	24,612	500	1,959	1,602
Mascat Territory and Trucial Oman	957	1,457	704	765	522	7,675	9,560	8,340	14,877	14,536
Iran	399	453	605	618	628	6,214	5,491	7,053	8,939	14,173
Honjam Islands	1,036	4	..	95	8	5,497	72	..	760	70
China (exclusive of Hongkong and Macao)	1	318	3,647	32	2,608	56,041
Japan	28	..	12	1,095	184	185	..	17	22,103	2,405
French Somaliland	2	284	80	7,000
United States of America—										
Vtd Atlantic Coast	114	25	7,513	3,403	..	2,990	408	6,749	2,447
“ Pacific “	2	36
Other Foreign Countries	2,684	1,584	1,155	799	931	9,676	11,379	7,584	7,862	8,025
TOTAL FOREIGN COUNTRIES	8,307	5,894	7,724	22,954	6,333	40,819	67,117	83,911	60,640	44,254
Share of Bengal	5,596	22,399	26,330	28,145	13,710	26,068	1,51,864	1,49,537	66,137	36,036
“ Bombay	6,382	4,174	5,936	4,098	2,193	40,516	27,367	42,938	34,713	29,049
“ Sind	2,408	3,072	3,262	4,076	3,376	21,894	28,772	21,743	29,772	38,329
“ Madras	362	253	336	37	309	4,909	713	1,993	420	1,005
“ Burma	1,773	192	192	17	20	11,229	5,087	7,196	601	90
TOTAL	16,519	20,991	36,846	36,363	20,104	1,04,616	2,13,773	2,23,412	1,31,699	1,04,499

GENERAL EXPORTS

(766)

FOREIGN MERCHANDISE

No. 12—continued

ARTICLES, AND COUNTRIES OF FINAL DESTINATION; ALSO SHARE OF EACH PROVINCE	QUANTITY					VALUE				
	1930-31	1931-32	1932-33	1933-34	1934-35	1930-31	1931-32	1932-33	1933-34	1934-35
						R	R	R	R	R
Machinery and millwork—										
<i>Prime-movers (other than electrical)—</i>										
<i>Locomotives (excluding those for railways) (III. J)—</i>										
TOTAL BRITISH EMPIRE	—	—	—	—	—	..	1,397	250
Germany	—	—	—	—	—	1,200
Share of Bengal	—	—	—	—	—	..	1,397
" Bombay	—	—	—	—	—	250	..	1,200
TOTAL	—	—	—	—	—	..	1,397	250	..	1,200
<i>Others (III. J)—</i>										
United Kingdom (including Channel Islands)	—	—	—	—	—	65,494	8,038	32,780	3,654	10,705
Straits Settlements	—	—	—	—	—	6,241
Korea Colony	—	—	—	—	—	8,445	60
Other British Possessions	—	—	—	—	—	1,270	2,857	5,415	530	3,500
TOTAL BRITISH EMPIRE	—	—	—	—	—	81,460	10,895	38,195	4,184	23,255
Germany	—	—	—	—	—	5,500	853
Iran	—	—	—	—	—	2,561	2,870	..	6,355	2,920
United States of America—										
<i>Via Atlantic Coast</i>	—	—	—	—	—	..	705	1,900	7,205	..
" <i>Pacific</i> "	—	—	—	—	—	500
Other Foreign Countries	—	—	—	—	—	6,543	3,323	235	1,036	0,437
TOTAL FOREIGN COUNTRIES	—	—	—	—	—	14,804	6,961	2,635	15,006	13,216
Share of Bengal	—	—	—	—	—	6,000
" Bombay	—	—	—	—	—	85,284	17,796	38,075	17,430	32,471
" Sind	—	—	—	—	—	5,200
" Madras	—	—	—	—	—	1,850	..
" Burma	—	—	—	—	—	5,670	..	2,305
TOTAL	—	—	—	—	—	96,054	17,796	40,880	19,280	36,471
<i>Electrical machinery of all kinds (III. J)—</i>										
United Kingdom (including Channel Islands)	—	—	—	—	—	88,098	52,075	1,47,225	40,732	20,416
Ceylon (excluding Maldives)	—	—	—	—	—	10,530	180	3,872	230	17,103
Straits Settlements	—	—	—	—	—	17,121
Other British Possessions	—	—	—	—	—	100	2,215	88	1,415	55
TOTAL BRITISH EMPIRE	—	—	—	—	—	98,816	56,080	1,51,185	48,377	68,605
Germany	—	—	—	—	—	220	4,417	5,300	3,534	937
France	—	—	—	—	—	1,00,000
Italy (including Finme)	—	—	—	—	—	150	..	3,105	7,730	..
Iran	—	—	—	—	—	1,275	1,147	1,500	9,415	650
United States of America—										
<i>Via Atlantic Coast</i>	—	—	—	—	—	18,418	6,147	10,846	12,351	8,129
Other Foreign Countries	—	—	—	—	—	833	3,005	9,287	5,892	4,305
TOTAL FOREIGN COUNTRIES	—	—	—	—	—	20,896	14,716	30,098	38,422	1,14,021

No. 12—continued

ARTICLES, AND COUNTRIES OF FINAL DESTINATION; ALSO SHARE OF EACH PROVINCE	QUANTITY					VALUE				
	1930-31	1931-32	1932-33	1933-34	1934-35	1930-31	1931-32	1932-33	1933-34	1934-35
Machinery and millwork— continued										
<i>Electrical Machinery of all kinds (III. J)—</i>						B	B	R	B	B
Share of Bengal	—	—	—	—	—	14,308	2,646	..	1,430	26,763
„ Bombay	—	—	—	—	—	82,341	66,684	44,013	61,032	26,709
„ Sind	—	—	—	—	—	1,400	360	1,02,800	200	1,12,884
„ Madras	—	—	—	—	—	21,363	9,107	53,767	23,608	9,370
„ Burma	—	—	—	—	—	300	1,010	1,303	669	..
TOTAL	—	—	—	—	—	1,10,712	69,786	1,81,283	66,799	1,77,716
<i>Other sorts of Machinery—</i>										
United Kingdom (including Channel Islands)	—	—	—	—	—	7,01,019	8,97,179	3,62,831	3,81,269	8,10,218
Aken and Dependencies	—	—	—	—	—	9,523	4,958	2,312	1,922	1,320
Bahrain Islands	—	—	—	—	—	6,805	2,298	2,182	798	1,244
Ceylon (excluding Maldives)	—	—	—	—	—	1,60,827	1,22,488	72,613	37,866	64,671
Straits Settlements	—	—	—	—	—	49,384	46,670	18,551	20,068	38,403
Union of South Africa	—	—	—	—	—	23,054	4,037	3,850	1,499	..
Kenya Colony	—	—	—	—	—	31,884	15,947	22,488	38,426	20,576
Seychelles	—	—	—	—	—	7,300	..	100
British West Indies Islands (excluding Bahamas)	—	—	—	—	—	2,790	35,483	6,232	717	7,200
Commonwealth of Australia	—	—	—	—	—	12,713	7,933	2,538	8,048	6,062
Other British Possessions	—	—	—	—	—	11,720
TOTAL BRITISH EMPIRE	—	—	—	—	—	9,98,000	11,37,633	5,15,117	4,41,000	9,49,776
Sweden	—	—	—	—	—	6,700	14,013	1,610	6,922	13,832
Norway	—	—	—	—	—	5,617
Danmark	—	—	—	—	—	4,472	3,078	14,930	2,466	2,200
Germany	—	—	—	—	—	1,81,633	47,241	60,571	39,929	72,421
Netherlands	—	—	—	—	—	14,796	5,262	487	7,137	26,286
Belgium	—	—	—	—	—	7,665	9,112	22,850	11,651	2,355
France	—	—	—	—	—	7,838	5,703	19,620	4,569	6,180
Switzerland	—	—	—	—	—	50	910	18,221	11,149	..
Italy (including Fiume)	—	—	—	—	—	12,462	6,795	14,008	11,762	12,074
Turkey, European	—	—	—	—	—	6,823
Native States in Arabia other than Maskat Territory and Trucial Oman	—	—	—	—	—	150	3,665	360	100	10,210
Iraq	—	—	—	—	—	12,284	7,800	19,765	9,111	11,493
Iran	—	—	—	—	—	17,180	17,423	2,752	3,221	53,844
Sumatra	—	—	—	—	—	10,034	3,800	1,500	2,400	150
Java	—	—	—	—	—	27,397	7,000	250	..	815
Slam	—	—	—	—	—	13,480	8,965	430	2,100	3,400
French Indo-China	—	—	—	—	—	13,300
China (exclusive of Hongkong and Macao)	—	—	—	—	—	3,329	1,15,940	1,678	3,156	8,466
Japan	—	—	—	—	—	84,060	3,620	826	26,910	5,523
Egypt	—	—	—	—	—	16,093	31,271	1,102	1,776	1,047
Portuguese East Africa	—	—	—	—	—	13,321	970	6,778	2,850	53,500
United States of America—										
Vid Atlantic Coast	—	—	—	—	—	1,57,582	2,76,384	2,01,158	1,42,401	62,011
„ Pacific „	—	—	—	—	—	3,091	29,523	2,244	..	860
Uruguay	—	—	—	—	—	33,400
Mexico	—	—	—	—	—	5,791	..
Other Foreign Countries	—	—	—	—	—	2,631	3,198	5,070	8,193	7,831
TOTAL FOREIGN COUNTRIES	—	—	—	—	—	6,26,676	6,06,892	3,96,858	3,02,400	3,72,964
<i>Share of Bengal</i>	—	—	—	—	—	6,18,514	9,82,656	3,00,167	3,22,909	2,46,597
„ Bombay	—	—	—	—	—	7,73,334	4,56,760	3,73,186	2,34,669	3,67,311
„ Sind	—	—	—	—	—	40,305	1,63,423	1,13,854	23,336	30,903
„ Madras	—	—	—	—	—	94,093	1,06,059	1,22,771	36,938	60,608
„ Burma	—	—	—	—	—	98,519	55,643	35,993	45,687	1,27,320
TOTAL	—	—	—	—	—	16,24,675	17,44,525	9,11,975	7,43,400	8,22,739
Total value of Machinery	—	—	—	—	—	18,40,441	18,38,454	11,31,383	8,49,488	10,38,126

GENERAL EXPORTS

(768)

FOREIGN MERCHANDISE

No. 12—continued

ARTICLES AND COUNTRIES OF FINAL DESTINATION; ALSO SHARE OF EACH PROVINCE	QUANTITY					VALUE				
	1930-31	1931-32	1932-33	1933-34	1934-35	1930-31	1931-32	1932-33	1933-34	1934-35
Matches (III. U)—	Gross of boxes	Gross of boxes	Gross of boxes	Gross of boxes	Gross of boxes	R	R	R	R	R
Ceylon (excluding Maldives)	1,900	2,150	4,275	5,644
Seyshelles	2,100	2,100	2,800	1,703	4,500	5,600
Other British Possessions	267	2,475	55	2	6	780	2,050	113	3	22
TOTAL BRITISH EMPIRE	2,367	6,475	5,005	2	6	2,483	11,725	11,357	3	22
Iran	6,600	2	15,881	6
Other Foreign Countries	465	250	..	50	4	1,150	400	..	100	28
TOTAL FOREIGN COUNTRIES	7,065	252	..	50	4	17,031	406	..	100	28
<i>Share of Bengal</i>	6	22
<i>" Bombay</i>	2,100	4,827	5,005	52	4	1,703	7,856	11,357	103	28
<i>" Sind</i>	7,065	17,031
<i>" Madras</i>	1,900	4,275
<i>" Burma</i>	267	780
TOTAL	9,432	6,727	5,005	52	10	19,514	12,181	11,357	103	50
Wata and Matting (III. U)—	Sq. yards	Sq. yards	Sq. yards	Sq. yards	Sq. yards					
TOTAL BRITISH EMPIRE	12,191	16,868	10,677	7,816	20,739	6,265	4,772	5,638	2,375	5,252
Native States in Arabia other than Maskat Territory and Trucial Oman	13,920	4,085	4,460	1,368	6,508	9,725	1,530	3,616	1,140	2,005
Other Foreign Countries	6,529	6,309	3,450	3,987	4,732	4,664	2,781	1,594	1,427	2,445
TOTAL FOREIGN COUNTRIES	20,449	10,344	7,910	5,355	11,240	14,389	4,310	5,210	2,567	5,360
<i>Share of Bengal</i>	700	5,400	288	256	..	367	2,336	149	87
<i>" Bombay</i>	38,286	35,887	11,837	12,883	20,323	20,472	3,625	7,348	5,293	9,649
<i>" Sind</i>	100	125	100	..	11,400	90	100	84	..	868
<i>" Madras</i>	344	..	1,200	70	..	1,080
<i>" Burma</i>	10	22
TOTAL	32,640	26,712	18,587	13,171	31,979	20,654	9,002	10,848	5,442	10,602
Metals and Ores -										
Brass, Bronze, and simi- lar alloys, wrought—										
Mixed or yellow metal for sheathing (III. L)—	Cwts.	Cwts.	Cwts.	Cwts.	Cwts.					
United Kingdom (including Channel Islands)	216	..	1	81	1	10,775	12	53	4,800	25
Other British Possessions	20	..	15	10	38	1,841	..	690	247	1,050
TOTAL BRITISH EMPIRE	236	..	16	91	39	12,116	12	693	5,047	1,081
Iran	272	220	157	11	46	17,044	10,781	7,191	342	1,925
Other Foreign Countries	23	..	27	185	56	2,202	..	1,070	3,118	2,250
TOTAL FOREIGN COUNTRIES	295	220	184	196	102	20,146	10,781	6,561	3,460	4,175
<i>Share of Bengal</i>	228	..	2	246	10	12,342	..	85	7,300	725
<i>" Bombay</i>	299	220	198	41	116	16,430	10,743	3,311	1,807	4,194
<i>" Madras</i>	3	15	450	337
<i>" Burma</i>	1	50
TOTAL	531	220	200	287	141	32,262	10,743	8,994	8,537	5,256

No. 12—continued

ARTICLES, AND COUNTRIES OF FINAL DESTINATION; ALSO SHARE OF EACH PROVINCE	QUANTITY					VALUE				
	1930-31	1931-32	1932-33	1933-34	1934-35	1930-31	1931-32	1932-33	1933-34	1934-35
	Cwts.	Cwts.	Cwts.	Cwts.	Cwts.	R	R	R	R	R
Metals and Ores—continued										
Brass, Bronze, and similar alloys, wrought—contd.										
Other sorts (III. L)— United Kingdom (including Channel Islands)	9	54	62	47	100	1,319	10,524	8,095	8,085	6,879
Other British Possessions	84	53	83	61	125	8,515	6,031	5,900	5,178	9,507
TOTAL BRITISH EMPIRE	93	107	145	108	225	9,834	16,555	14,001	13,263	16,386
Germany	333	12	..	237	6,531	9,867	978	..	6,120	1,00,422
Netherlands	412	9,953
Native States in Arabia other than Maskat Terri- tory and Trucial Oman	1	1	1	100	220	89	50	40	20,100	61,013
Other Foreign Countries	54	45	69	51	274	6,779	5,819	7,039	4,617	9,456
TOTAL FOREIGN COUNTRIES	800	58	70	388	7,034	26,187	6,848	7,079	31,237	1,70,893
Share of Bengal	40	18	21	3	223	2,791	3,347	1,376	500	5,193
.. Bombay	845	120	176	246	7,029	31,630	15,444	17,377	36,936	1,31,320
.. Sind	1	2	238	5	..	100	125	6,141	510
.. Madras	18	15	4	2,729	2,070	366	96
.. Burma	3	10	1	..	2	1,500	1,377	132	187	140
TOTAL	893	165	215	496	7,259	86,021	23,397	21,080	44,500	1,87,259
TOTAL BRASS, BRONZE, AND SIMILAR ALLOYS	Cwts.	Cwts.	Cwts.	Cwts.	Cwts.	R	R	R	R	R
	1,424	385	415	783	7,400	68,283	34,140	29,974	53,007	1,92,515
Copper—										
Uncrushed—										
All sorts (III. L)—										
TOTAL BRITISH EMPIRE	1	..	25	50	..	1,610
TOTAL FOREIGN COUNTRIES	1	..	9	175	..	350
Share of Bengal	1	25	175	1,610
.. Bombay	10	400
TOTAL	1	..	10	..	25	175	..	400	..	1,610
Wrought—										
Sheets and other manufac- tures (III. L)—										
Bahrain Islands	27	66	44	49	364	1,684	3,683	2,179	1,883	11,727
Other British Possessions	87	86	37	62	239	5,630	6,077	2,445	4,423	9,408
TOTAL BRITISH EMPIRE	114	152	81	111	603	7,214	9,760	4,624	6,306	21,135
Native States in Arabia other than Maskat Terri- tory and Trucial Oman	85	77	16	88	58	5,270	4,181	740	3,330	2,653
Iraq	81	..	125	99	213	5,150	..	5,264	4,015	6,334
Iran	313	92	6	438	3,354	19,145	4,729	320	15,480	99,808
Other Foreign Countries	66	24	14	..	15	3,046	2,348	970	12	1,047
TOTAL FOREIGN COUNTRIES	545	193	161	620	3,640	32,611	11,258	7,294	22,837	1,09,640
Share of Bengal	16	22	6	25	34	1,275	1,915	262	2,075	1,487
.. Bombay	641	299	115	704	3,754	38,768	16,329	5,347	26,968	1,17,049
.. Sind	2	23	117	2	455	187	2,209	5,201	100	12,239
.. Madras	1	59
.. Burma	4	15	668
TOTAL	659	345	242	731	4,243	39,825	21,018	11,918	29,143	1,30,775

GENERAL EXPORTS

FOREIGN MERCHANDISE

(770)

No. 12—continued

ARTICLES, AND COUNTRIES OF FINAL DESTINATION; ALSO SHARE OF EACH PROVINCE	QUANTITY					VALUE				
	1930-31	1931-32	1932-33	1933-34	1934-35	1930-31	1931-32	1932-33	1933-34	1934-35
	Owts.	Owts.	Owts.	Owts.	Owts.	R	R	R	R	R
Metals and Ores—continued										
Copper—continued										
Wrought—continued										
Total Copper—										
Bahrein Islands	27	66	44	49	304	1,684	3,688	2,179	1,888	11,787
Other British Possessions	87	88	88	62	204	5,630	6,077	2,406	4,423	11,018
TOTAL BRITISH EMPIRE	114	154	132	111	508	7,314	9,765	4,585	6,311	22,805
Native States in Arabia other than Maskat Territory and Trucial Oman	85	77	16	89	58	5,270	4,181	740	3,380	2,663
Iraq	81	..	125	99	313	5,150	..	5,204	4,016	6,834
Iran	313	92	14	498	3,354	19,145	4,729	570	15,480	99,806
Other Foreign Countries	67	24	15	..	15	3,221	2,348	1,070	12	1,047
TOTAL FOREIGN COUNTRIES	546	193	170	620	3,640	32,786	11,258	7,644	22,837	1,09,040
Share of Bengal	17	22	6	25	59	1,450	1,916	262	2,075	3,097
" Bombay	641	299	125	704	3,754	33,363	16,829	6,247	26,968	1,17,049
" Sind	2	23	117	2	455	187	2,209	5,201	100	12,239
" Madras	1	50
" Burma	4	15	698
TOTAL	680	345	252	731	4,268	40,000	21,618	12,318	29,143	1,32,385
Iron or steel—										
Anchors and cables (III. K)—										
TOTAL BRITISH EMPIRE	10	2	3	..	2	4,395	694	1,450	200	1,584
TOTAL FOREIGN COUNTRIES	3	..	1	..	2	1,412	120	964	595	785
Share of Bengal	4	1	1	1,247	150	235
" Bombay	6	1	4	..	3	2,880	664	2,414	750	1,954
" Sind	45	130
" Burma	3	1,100
TOTAL	13	2	4	..	4	5,207	814	2,414	795	2,369
Angle, bolt, and rod (III. K)—										
TOTAL BRITISH EMPIRE	11	1	5	6	7	4,412	370	2,224	1,945	2,156
Iraq	89	81	55	120	..	12,478	5,478
Other Foreign Countries	24	49	..	18	8	6,756	4,823	575	2,292	3,028
TOTAL FOREIGN COUNTRIES	24	49	..	107	89	6,810	4,943	575	14,770	8,101
Share of Bengal	48	..	11	1	325	3,958	732	1,518	600
" Bombay	33	2	3	64	44	10,259	1,340	1,105	8,983	9,313
" Sind	1	..	2	46	..	148	15	962	6,014	290
" Madras	1	10
" Burma	1	1	580	200	154
TOTAL	35	50	5	112	46	11,222	5,313	2,799	16,715	10,257
Bars and channels (III. K)—										
United Kingdom (including Channel Islands)	15	6	5	4	39	10,191	10,478	16,455	14,418	37,952
Other British Possessions	38	14	29	17	18	15,694	6,054	6,603	4,979	4,905
TOTAL BRITISH EMPIRE	53	20	34	21	57	25,885	16,532	23,058	19,397	42,857

No. 12—continued

ARTICLES, AND COUNTRIES OF FINAL DESTINATION; ALSO SHARE OF EACH PROVINCE	QUANTITY					VALUE				
	1980-81	1981-82	1982-83	1983-84	1934-35	1980-81	1981-82	1982-83	1983-84	1934-35
Metals and Ores—continued										
Iron or Steel—continued										
Bars and channels (III. K)—contd.	Tons	Tons	Tons	Tons	Tons	Rs	Rs	Rs	Rs	Rs
Germany	29	856	31,078
Austria	7	6,700	..
Native States in Arabia other than Maskat Terri- tory and Trucial Oman . .	18	9	7	8	1	5,101	2,085	1,442	1,648	465
Other Foreign Countries . .	32	15	19	16	26	12,055	7,134	5,581	7,348	8,288
TOTAL FOREIGN COUNTRIES	50	63	26	31	27	18,012	40,297	7,023	15,694	8,753
Share of Bengal	2	3	17	6,891	11,173	380	..	30,137
.. Bombay	38	46	43	35	49	29,739	35,199	23,427	30,048	29,370
.. Sind	9	14	9	9	3	1,805	2,722	1,378	1,698	738
.. Madras	3	7	..	3	..	2,287	7,132	20	3,137	..
.. Burma	1	3	3	..	10	1,085	550	4,438	203	715
TOTAL	103	73	60	52	79	41,807	50,326	30,141	85,091	51,510
Hoops and strips (III. K)—	Tons	Tons	Tons	Tons	Tons					
United Kingdom (including Channel Islands)	181	160	157	136	132	54,984	58,809	42,735	28,490	32,326
Other British Possessions . .	7	4	..	1	2	1,220	675	60	523	842
TOTAL BRITISH EMPIRE	188	164	157	137	134	56,210	59,484	42,795	29,013	33,168
TOTAL FOREIGN COUNTRIES	..	1	..	4	..	293	220	155	744	54
Share of Bengal	55	59	82	31	25	20,855	29,742	26,642	5,404	6,578
.. Bombay	129	104	73	99	67	33,344	29,388	15,303	20,892	16,411
.. Sind	120	15
.. Madras	17	42	3,071	10,033
.. Burma	4	2	2	1	..	2,304	454	490	390	200
TOTAL	188	165	157	141	134	56,503	59,704	42,950	29,757	33,222
Nails, screws, rivets, and washers (III. K)—	Tons	Tons	Tons	Tons	Tons					
TOTAL BRITISH EMPIRE	14	8	10	10	10	5,773	3,159	4,387	7,515	4,252
Maskat Territory and Trucial Oman	18	7	6	9	16	6,702	4,121	2,780	2,978	4,959
Other Native States in Arabia	10	3	5	3	1	5,280	1,225	2,082	992	1,120
Other Foreign Countries . .	13	7	12	5	3	5,281	4,616	3,800	1,980	2,871
TOTAL FOREIGN COUNTRIES	31	17	23	17	20	17,303	9,962	8,662	5,950	8,450
Share of Bengal	1	1,200	78	..
.. Bombay	46	17	31	33	24	19,894	10,749	12,148	18,087	10,460
.. Sind	3	2	2	3	6	1,837	872	886	1,289	2,262
.. Burma	1	145	1,500
TOTAL	50	20	33	36	30	23,076	13,121	13,029	18,454	12,702
Old, for re-manufacture (II. F)—	Tons	Tons	Tons	Tons	Tons					
United Kingdom (including Channel Islands)	9	69	..	44	5	960	16,209	..	1,885	67
Other British Possessions . .	10	16	600	832	65
TOTAL BRITISH EMPIRE	19	85	..	44	5	1,560	17,041	65	1,885	67

GENERAL EXPORTS

(772)

FOREIGN MERCHANDISE

No. 12—continued

ARTICLES, AND COUNTRIES OF FINAL DESTINATION; ALSO SHARE OF EACH PROVINCE	QUANTITY					VALUE				
	1930-31	1931-32	1932-33	1933-34	1934-35	1930-31	1931-32	1932-33	1933-34	1934-35
Metals and Ores—continued										
Iron or Steel—continued										
<i>Old for re-manufacture (H. F)—continued</i>	Tons	Tons	Tons	Tons	Tons					
Germany	585	..	104	11,319	..	8,660	..
Belgium	452	2,498	..	16	..	14,437	38,091	..	422	..
Italy (including Trieste)	7,259	34,815	10,661	10,487	2,660	1,86,038	6,14,605	2,16,843	2,52,226	79,253
Japan	28,212	44,697	45,162	67,082	41,398	9,93,707	6,80,312	7,02,469	12,32,495	9,14,682
Other Foreign Countries	13	..	6	..	25	270
TOTAL FOREIGN COUNTRIES	35,923	82,505	55,823	67,639	44,056	11,94,182	13,44,933	9,79,812	14,83,828	9,94,755
<i>Share of Bengal</i>	..	302	..	152	347	10	3,400	65	3,120	6,941
" Bombay	24,335	65,408	30,064	43,958	35,574	7,12,153	11,02,563	6,53,654	10,12,648	6,25,306
" Sind	8,607	10,848	12,574	11,642	6,565	3,96,576	1,56,423	1,94,322	2,41,747	1,34,088
" Madras	3,000	3,320	4,934	1,872	1,101	37,000	66,450	1,02,409	48,833	27,020
" Burma	2,816	7,851	10,042	10,364	..	28,153	1,23,891	1,34,196	2,00,867
TOTAL	35,942	82,694	55,823	67,668	44,061	11,95,742	13,62,024	9,79,977	14,90,603	9,94,222
Pipes and fittings, cast (III. K)—	Tons	Tons	Tons	Tons	Tons					
United Kingdom (including Channel Islands)	9	10	4	4	55	2,135	1,900	1,423	1,470	6,543
Commonwealth of Australia	112	22,425
Other British Possessions	18	15	1	3	4	7,216	5,486	750	2,700	2,778
TOTAL BRITISH EMPIRE	27	137	5	7	59	9,351	29,201	2,178	4,170	8,321
TOTAL FOREIGN COUNTRIES	13	4	2	7	7	6,380	1,502	820	2,565	4,717
<i>Share of Bengal</i>	2	18	500	2,888	300
" Bombay	32	121	7	14	66	13,841	27,331	2,648	7,090	13,035
" Sind	1	237	160
" Madras	6	1	1,375	370
" Burma	18	45	..
TOTAL	40	141	7	14	66	16,731	30,703	2,908	7,185	13,036
Sheets and plates, galvanised (III. K)—	Tons	Tons	Tons	Tons	Tons					
TOTAL BRITISH EMPIRE	17	8	5	2	20	4,599	1,911	1,665	535	4,249
TOTAL FOREIGN COUNTRIES	22	8	3	30	15	5,584	625	769	4,845	3,514
<i>Share of Bengal</i>	..	6	13	125	1,526	80	..	2,500
" Bombay	38	1	4	24	21	9,624	216	1,554	4,273	4,968
" Sind	1	3	4	3	1	249	625	560	1,107	195
" Madras	1	6	160
" Burma	280	10	80
TOTAL	39	11	8	32	25	10,128	2,536	2,434	5,880	7,603

No. 12—continued

ARTICLES, AND COUNTRIES OF FINAL DESTINATION; ALSO SHARE OF EACH PROVINCE	QUANTITY					VALUE				
	1930-31	1931-32	1932-33	1933-34	1934-35	1930-31	1931-32	1932-33	1933-34	1934-35
Metals and Ores—continued										
Iron or Steel—continued						R	R	R	R	R
Sheets and Plates, tinned (III. K)—	Tons	Tons	Tons	Tons	Tons					
TOTAL BRITISH EMPIRE	..	8	392	923	156	55	80
TOTAL FOREIGN COUNTRIES	1	6	..	4	1	420	2,150	..	1,271	286
Share of Bengal	30
„ Bombay	1	6	..	3	1	720	2,200	..	1,126	316
„ Sind	1	170	..
„ Madras	3	82	873	28
„ Burma	95	30	..
TOTAL	1	9	..	4	1	812	3,073	156	1,323	316
Sheets and plates, not galvanised or tinned (III. K)—	Tons	Tons	Tons	Tons	Tons					
United Kingdom (including Channel Islands)	103	..	5	18	..	5,934	30	1,005	3,823
Other British Possessions . .	4	6	1	1	7	884	1,065	306	730	3,403
TOTAL BRITISH EMPIRE	4	109	1	6	25	884	6,999	336	1,735	7,226
TOTAL FOREIGN COUNTRIES	4	2	4	5	17	1,070	416	802	655	4,455
Share of Bengal	102	5,864	20
„ Bombay	7	9	5	11	42	1,813	1,731	1,208	2,385	11,741
„ Madras	8	..
„ Burma	1	160	30
TOTAL	8	111	5	12	42	1,968	7,415	1,228	2,390	11,741
Tube, pipe and fittings, wrought (III. K)—	Tons	Tons	Tons	Tons	Tons					
United Kingdom (including Channel Islands)	1	..	56	105	..	18,461
Bahrain Islands	16	2	5	7	21	5,548	952	1,951	2,005	6,885
Other British Possessions . .	3	1	1	4	..	1,535	1,500	1,268	2,138	206
TOTAL BRITISH EMPIRE	20	3	62	11	21	7,166	2,452	16,680	4,743	7,151
TOTAL FOREIGN COUNTRIES	5	3	12	2	5	3,065	1,959	7,707	1,501	2,426
Share of Bengal	2	1	3	3	..	530	770	2,170	1,145	171
„ Bombay	6	2	9	2	6	4,275	2,105	6,461	1,310	1,545
„ Sind	16	2	62	8	21	5,380	1,386	16,756	3,136	7,891
„ Madras	170
„ Burma	1	75	353	..
TOTAL	25	6	74	18	26	10,240	4,411	24,337	6,244	9,607

GENERAL EXPORTS

(774)

FOREIGN MERCHANDISE

No. 12—continued

ARTICLES, AND COUNTRIES OF FINAL DESTINATION; ALSO SHARE OF EACH PROVINCE	QUANTITY					VALUE				
	1930-31	1931-32	1932-33	1933-34	1934-35	1930-31	1931-32	1932-33	1933-34	1934-35
	Tons	Tons	Tons	Tons	Tons	₹	₹	₹	₹	₹
Metals and Ores—continued										
Iron or Steel—continued										
Wire (III. K)—										
United Kingdom (including Channel Islands)	1	..	8	..	16	300	..	4,689	65	5,435
Other British Possessions	3	..	31	3	7	1,784	158	4,080	2,094	2,770
TOTAL BRITISH EMPIRE	4	..	39	3	23	2,534	158	9,628	2,159	8,205
TOTAL FOREIGN COUNTRIES	24	7	40	3	25	0,314	2,343	10,283	984	5,749
<i>Share of Bengal</i>	8	3	18	4,773	1,418	5,750
<i>Bombay</i>	20	5	30	3	19	6,263	2,181	5,352	1,575	6,716
<i>Sind</i>	7	2	49	..	11	1,614	320	9,405	150	1,479
<i>Madras</i>	166
<i>Burma</i>	1	..	3	300	..	280	..	9
TOTAL	28	7	70	6	48	8,848	2,501	19,811	3,143	13,961
Other manufactures of iron or steel (III. K)—										
United Kingdom (including Channel Islands)	158	29	7	12	18	40,760	13,078	1,707	1,970	19,004
Aden and Dependencies	25	5	2	..	5	5,582	1,080	5,538	..	1,365
Other British Possessions	31	12	17	64	33	9,422	6,816	2,198	5,204	7,605
TOTAL BRITISH EMPIRE	214	46	26	76	56	55,764	21,974	9,503	7,270	28,924
Mascat Territory and Trucial Oman	29	25	9	23	23	6,602	4,238	1,668	4,981	4,464
Other Foreign Countries	20	40	20	16	43	8,983	3,661	6,058	3,744	7,875
TOTAL FOREIGN COUNTRIES	49	65	29	39	66	15,591	7,894	7,726	8,705	12,339
<i>Share of Bengal</i>	20	28	..	69	40	12,360	14,224	5,900	4,638	25,777
<i>Bombay</i>	213	18	17	20	41	51,568	6,484	4,206	4,361	7,131
<i>Sind</i>	28	62	33	33	43	5,924	6,241	7,121	6,012	7,228
<i>Madras</i>	1	3	250	1,984	252	20	..
<i>Burma</i>	2	1	1,263	235	50	346	1,127
TOTAL	263	111	55	115	125	71,355	29,768	17,229	15,975	41,263
Total Iron or Steel—										
United Kingdom (including Channel Islands)	384	392	243	212	200	1,12,701	1,07,800	82,861	50,070	1,07,126
Aden and Dependencies	30	13	6	5	15	10,492	4,401	8,111	3,075	5,864
Bahrain Islands	37	8	24	17	36	12,088	3,533	5,146	5,928	10,531
Ceylon (excluding Maldives)	26	31	7	18	16	11,079	9,192	2,618	6,297	5,769
Straits Settlements	23	13	34	5	9	6,271	2,284	5,909	2,590	3,215
Kenya Colony	18	6	23	7	15	7,636	2,503	5,604	3,353	5,319
Tanganyika Territory	19	..	2	3	10	7,591	325	380	1,410	1,595
Seychelles	21	4	3	5	11	5,697	2,070	1,071	2,555	4,630
Commonwealth of Australia	..	113	..	1	1	..	22,812	..	215	364
Other British Possessions	14	15	4	58	14	3,299	5,325	2,205	4,474	3,807
TOTAL BRITISH EMPIRE	591	595	346	331	417	1,76,854	1,60,845	1,14,085	80,572	1,48,230

No 12—continued

ARTICLES, AND COUNTRIES OF FINAL DESTINATION; ALSO SHARE OF EACH PROVINCE	QUANTITY					VALUE				
	1930-31	1931-32	1932-33	1933-34	1934-35	1930-31	1931-32	1932-33	1933-34	1934-35
Metals and Ores—continued										
Iron or Steel—continued						R	R	R	R	R
<i>Total Iron or Steel—contd.</i>	Tons	Tons	Tons	Tons	Tons					
Germany	7	617	..	104	1	4,298	43,613	200	3,660	257
Belgium	454	2,581	7	17	1	16,320	46,049	1,321	1,260	550
Italy (including Fiume)	7,259	34,816	10,961	10,487	2,000	1,86,038	6,14,605	2,10,843	2,52,226	79,253
Austria	7	6,700	..
Maskat Territory and Trucial Oman	77	41	34	45	67	22,570	12,411	9,581	12,292	17,254
Other Native States in Arabia	41	15	88	14	10	14,960	4,386	12,434	3,666	5,455
Iraq	17	7	23	117	77	7,675	3,192	6,207	19,581	15,744
Iran	55	25	33	31	88	17,312	7,626	11,825	7,344	11,456
Japan	28,212	44,697	45,162	57,042	41,386	9,93,896	6,80,312	7,02,469	12,33,643	9,17,233
Portuguese East Africa	25	..	1	17	..	7,519	181	819	2,766	50
Other Foreign Countries	7	7	6	7	31	5,832	5,039	3,139	4,349	6,432
TOTAL FOREIGN COUNTRIES	36,154	82,805	55,964	67,883	41,280	12,76,435	14,17,364	10,24,868	15,47,406	10,53,734
<i>Share of Bengal</i>	<i>66</i>	<i>553</i>	<i>93</i>	<i>262</i>	<i>462</i>	<i>44,533</i>	<i>79,071</i>	<i>40,132</i>	<i>17,339</i>	<i>68,639</i>
" <i>Bombay</i>	<i>24,953</i>	<i>66,741</i>	<i>30,280</i>	<i>44,259</i>	<i>25,966</i>	<i>3,96,261</i>	<i>12,22,151</i>	<i>6,34,605</i>	<i>11,07,678</i>	<i>7,38,779</i>
" <i>Sind</i>	<i>3,672</i>	<i>10,934</i>	<i>13,140</i>	<i>11,750</i>	<i>6,750</i>	<i>4,13,512</i>	<i>1,63,941</i>	<i>2,33,362</i>	<i>3,62,268</i>	<i>1,54,291</i>
" <i>Madras</i>	<i>3,011</i>	<i>3,335</i>	<i>4,934</i>	<i>1,848</i>	<i>1,143</i>	<i>91,186</i>	<i>77,119</i>	<i>1,02,709</i>	<i>55,066</i>	<i>37,053</i>
" <i>Burma</i>	<i>13</i>	<i>2,822</i>	<i>7,863</i>	<i>10,950</i>	<i>10,376</i>	<i>7,797</i>	<i>30,927</i>	<i>1,29,246</i>	<i>1,85,767</i>	<i>2,02,162</i>
TOTAL	86,735	83,400	56,810	68,210	44,697	14,53,280	15,78,200	11,38,953	16,23,068	12,01,964
Lead—										
Unwrought—										
Ores (II. F)—	Tons	Tons	Tons	Tons	Tons					
TOTAL BRITISH EMPIRE	2	1	1	..	180	470	1,480	1,915
TOTAL FOREIGN COUNTRIES	1	13	4	9	340	1,287	8,629	3,735	6,077
<i>Share of Bombay</i>	<i>..</i>	<i>1</i>	<i>15</i>	<i>5</i>	<i>10</i>	<i>340</i>	<i>1,372</i>	<i>9,099</i>	<i>5,215</i>	<i>7,980</i>
" <i>Sind</i>	<i>..</i>	<i>..</i>	<i>..</i>	<i>..</i>	<i>..</i>	<i>..</i>	<i>46</i>	<i>..</i>	<i>..</i>	<i>12</i>
TOTAL	1	15	5	10	340	1,417	9,099	5,215	7,992
Pig (III. L)—	Cwts.	Cwts.	Cwts.	Cwts.	Cwts.					
United Kingdom (including Channel Islands)	446	8,016	..
Other British Possessions	2	1	60	40
TOTAL BRITISH EMPIRE	448	1	8,076	40
TOTAL FOREIGN COUNTRIES	35	50	11	81	60	1,202	1,120	320	500	1,740
<i>Share of Bombay</i>	<i>35</i>	<i>50</i>	<i>11</i>	<i>87</i>	<i>61</i>	<i>1,202</i>	<i>1,120</i>	<i>320</i>	<i>620</i>	<i>1,740</i>
" <i>Sind</i>	<i>..</i>	<i>..</i>	<i>..</i>	<i>442</i>	<i>..</i>	<i>..</i>	<i>..</i>	<i>..</i>	<i>7,956</i>	<i>40</i>
TOTAL	35	50	11	479	61	1,202	1,120	320	8,576	1,780
Other sorts (III. L)—	Cwts.	Cwts.	Cwts.	Cwts.	Cwts.					
TOTAL BRITISH EMPIRE	54	288	4	1,049	5,620	60
TOTAL FOREIGN COUNTRIES	118	560	159	112	207	3,065	5,898	2,015	2,070	4,085

GENERAL EXPORTS

(774)

FOREIGN MERCHANDISE

No. 12—continued

ARTICLES, AND COUNTRIES OF FINAL DESTINATION; ALSO SHARE OF EACH PROVINCE	QUANTITY					VALUE				
	1930-31	1931-32	1932-33	1933-34	1934-35	1930-31	1931-32	1932-33	1933-34	1934-35
	Tons	Tons	Tons	Tons	Tons	R	R	R	R	R
Metals and Ores—continued										
Iron or Steel—continued										
Wire (III. K)—										
United Kingdom (including Channel Islands) . . .	1	..	8	..	16	800	..	4,689	65	5,435
Other British Possessions . . .	3	..	31	3	7	1,784	158	4,980	2,094	2,770
TOTAL BRITISH EMPIRE	4	..	39	3	23	2,584	158	9,528	2,159	8,205
TOTAL FOREIGN COUNTRIES	24	7	40	3	25	9,314	2,343	10,283	984	5,749
<i>Share of Bengal . . .</i>	8	3	18	4,773	1,418	5,750
<i>" Bombay . . .</i>	20	5	20	3	19	6,363	2,181	5,352	1,575	6,716
<i>" Sind . . .</i>	7	2	49	..	11	1,614	320	9,406	150	1,479
<i>" Madras . . .</i>	166
<i>" Burma . . .</i>	1	..	2	300	..	280	..	9
TOTAL	28	7	79	6	48	8,648	2,501	19,811	3,143	13,954
Other manufactures of iron or steel (III. K)—										
United Kingdom (including Channel Islands) . . .	163	29	7	12	18	40,760	13,078	1,767	1,976	10,094
Aden and Dependencies . . .	25	5	2	..	5	5,582	1,080	5,538	..	1,365
Other British Possessions . . .	31	12	17	64	33	9,422	6,816	2,198	5,204	7,565
TOTAL BRITISH EMPIRE	214	46	26	76	56	55,764	21,874	9,503	7,270	28,024
Mascat Territory and Trucial Oman . . .	29	25	9	23	23	6,502	4,238	1,668	4,081	4,464
Other Foreign Countries . . .	20	40	20	10	43	8,983	8,661	6,058	3,744	7,875
TOTAL FOREIGN COUNTRIES	49	65	29	33	66	15,591	7,894	7,726	8,705	12,339
<i>Share of Bengal . . .</i>	20	23	..	62	40	12,350	14,824	6,000	4,336	25,777
<i>" Bombay . . .</i>	212	18	17	20	41	51,568	6,484	4,206	4,361	7,131
<i>" Sind . . .</i>	28	62	38	33	43	5,924	6,241	7,121	6,812	7,228
<i>" Madras . . .</i>	1	3	260	1,924	252	20	..
<i>" Burma . . .</i>	2	1	1,263	235	50	346	1,127
TOTAL	263	111	55	115	126	71,355	29,768	17,229	15,975	41,268
Total Iron or Steel—										
United Kingdom (including Channel Islands) . . .	384	392	243	212	200	1,12,701	1,07,900	82,861	50,670	1,07,126
Aden and Dependencies . . .	39	18	6	6	15	10,492	4,401	8,111	3,075	5,864
Bahrein Islands . . .	37	8	24	17	36	12,083	3,533	5,146	5,923	10,531
Ceylon (excluding Maldives) . . .	26	31	7	18	16	11,079	9,192	2,618	6,297	5,769
Strait Settlements . . .	23	13	34	6	9	6,271	2,884	5,999	2,590	3,225
Kenya Colony . . .	18	6	23	7	15	7,686	2,503	5,694	3,353	5,319
Tanganyika Territory . . .	19	..	2	3	10	7,591	325	380	1,410	1,595
Seychelles . . .	21	4	3	5	11	5,697	2,070	1,071	2,556	4,630
Commonwealth of Australia	113	..	1	1	..	22,812	..	215	364
Other British Possessions . . .	14	15	4	58	14	3,299	5,328	2,205	4,474	3,807
TOTAL BRITISH EMPIRE	531	595	346	331	417	1,76,854	1,60,845	1,14,085	80,572	1,48,280

No 12—continued

ARTICLES, AND COUNTRIES OF FINAL DESTINATION; ALSO SHARE OF EACH PROVINCE	QUANTITY					VALUE				
	1930-31	1931-32	1932-33	1933-34	1934-35	1930-31	1931-32	1932-33	1933-34	1934-35
Metals and Ores—continued										
Iron or Steel—continued						R	R	R	R	R
<i>Total Iron or Steel—contd.</i>	Tons	Tons	Tons	Tons	Tons					
Germany	7	617	..	104	1	4,293	43,613	200	8,660	267
Belgium	454	2,581	7	17	1	10,320	46,049	1,321	1,269	550
Italy (including Fiume)	7,259	34,815	10,661	10,487	2,060	1,86,038	6,14,605	2,16,843	2,52,226	79,253
Austria	7	6,700	..
Maskat Territory and Trucial Oman	77	41	54	45	67	22,570	12,411	9,581	12,202	17,254
Other Native States in Arabia	41	15	38	14	10	14,960	4,386	12,434	3,066	5,455
Iraq	17	7	23	117	77	7,075	3,192	6,207	19,581	15,744
Iran	55	25	33	31	38	17,332	7,620	11,825	7,844	11,456
Japan	28,212	44,697	45,162	57,042	41,383	9,93,896	6,80,812	7,62,469	12,33,643	9,17,238
Portuguese East Africa	25	..	1	17	..	7,519	181	819	2,760	50
Other Foreign Countries	7	7	5	7	31	5,832	5,039	3,168	4,349	6,432
TOTAL FOREIGN COUNTRIES	36,154	82,805	55,964	67,833	41,280	12,70,435	14,17,364	10,24,868	15,47,496	10,53,734
<i>Share of Bengal</i>	<i>66</i>	<i>568</i>	<i>93</i>	<i>262</i>	<i>462</i>	<i>44,533</i>	<i>79,071</i>	<i>40,132</i>	<i>17,339</i>	<i>68,689</i>
" <i>Bombay</i>	<i>24,953</i>	<i>65,741</i>	<i>30,280</i>	<i>44,259</i>	<i>25,966</i>	<i>3,96,231</i>	<i>12,22,151</i>	<i>6,34,505</i>	<i>11,07,578</i>	<i>7,33,779</i>
" <i>Sind</i>	<i>3,672</i>	<i>10,934</i>	<i>13,140</i>	<i>11,750</i>	<i>6,760</i>	<i>4,13,612</i>	<i>1,68,941</i>	<i>2,32,362</i>	<i>3,62,268</i>	<i>1,54,291</i>
" <i>Madras</i>	<i>3,011</i>	<i>3,335</i>	<i>4,934</i>	<i>1,848</i>	<i>1,143</i>	<i>91,186</i>	<i>77,119</i>	<i>1,02,709</i>	<i>58,068</i>	<i>37,653</i>
" <i>Burma</i>	<i>13</i>	<i>2,822</i>	<i>7,863</i>	<i>10,060</i>	<i>10,376</i>	<i>7,797</i>	<i>30,927</i>	<i>1,29,246</i>	<i>1,85,767</i>	<i>2,03,152</i>
TOTAL	36,735	83,400	56,310	68,210	44,697	14,58,289	15,78,209	11,33,958	16,23,068	12,01,964
Lead—										
Unwrought—										
Ore (II. F)—	Tons	Tons	Tons	Tons	Tons					
TOTAL BRITISH EMPIRE	2	1	1	..	180	470	1,480	1,915
TOTAL FOREIGN COUNTRIES	1	13	4	9	340	1,237	8,629	3,735	6,077
<i>Share of Bombay</i>	<i>..</i>	<i>1</i>	<i>16</i>	<i>5</i>	<i>10</i>	<i>340</i>	<i>1,372</i>	<i>9,099</i>	<i>5,315</i>	<i>7,930</i>
" <i>Sind</i>	<i>..</i>	<i>..</i>	<i>..</i>	<i>..</i>	<i>..</i>	<i>..</i>	<i>46</i>	<i>..</i>	<i>..</i>	<i>13</i>
TOTAL	1	15	5	10	340	1,417	9,099	5,215	7,992
Pig (III. L)—	Cwts.	Cwts.	Cwts.	Cwts.	Cwts.					
United Kingdom (including Channel Islands)	446	8,016	..
Other British Possessions	2	1	60	40
TOTAL BRITISH EMPIRE	448	1	8,076	40
TOTAL FOREIGN COUNTRIES	35	50	11	31	60	1,202	1,120	320	500	1,740
<i>Share of Bombay</i>	<i>35</i>	<i>50</i>	<i>11</i>	<i>37</i>	<i>61</i>	<i>1,202</i>	<i>1,120</i>	<i>320</i>	<i>620</i>	<i>1,740</i>
" <i>Sind</i>	<i>..</i>	<i>..</i>	<i>..</i>	<i>442</i>	<i>..</i>	<i>..</i>	<i>..</i>	<i>..</i>	<i>7,956</i>	<i>40</i>
TOTAL	35	50	11	479	61	1,202	1,120	320	8,576	1,780
Other sorts (III. L)—	Cwts.	Cwts.	Cwts.	Cwts.	Cwts.					
TOTAL BRITISH EMPIRE	54	285	4	1,649	5,620	60
TOTAL FOREIGN COUNTRIES	118	560	159	112	207	3,065	5,838	2,015	2,070	4,035

GENERAL EXPORTS

(776)

FOREIGN MERCHANDISE

No. 12—continued

ARTICLES, AND COUNTRIES OF FINAL DESTINATION; ALSO SHARE OF EACH PROVINCE	QUANTITY					VALUE				
	1930-31	1931-32	1932-33	1933-34	1934-35	1930-31	1931-32	1932-33	1933-34	1934-35
Metals and Ores—continued						R	R	R	R	R
Lead—continued.										
<i>Other sorts (III. J)—continued</i>	Cwts.	Cwts.	Cwts.	Cwts.	Cwts.					
Share of Bengal	420	2,643
.. Bombay . . .	372	345	159	112	211	4,714	3,365	2,915	2,070	4,145
.. Madras	280	5,500
TOTAL	172	845	159	112	211	4,714	11,508	2,915	2,070	4,145
Wrought, all sorts (III. L)—	Cwts.	Cwts.	Cwts.	Cwts.	Cwts.					
TOTAL BRITISH EMPIRE	55	8	9	..	6	3,485	215	280	..	250
TOTAL FOREIGN COUNTRIES	25	65	47	..	63	665	1,345	1,105	..	1,295
Share of Bengal . . .	7	800	50
.. Bombay . . .	73	68	56	..	69	3,306	1,510	1,425	..	1,545
TOTAL	80	68	56	..	69	4,100	1,560	1,425	..	1,545
Total Lead (excluding Ore)—	Cwts.	Cwts.	Cwts.	Cwts.	Cwts.					
United Kingdom (including Channel Islands) . . .	7	448	8	800	50	..	8,010	150
Ceylon (excluding Maldives) . . .	2	288	8	..	5	100	5,785	100	..	120
Other British Possessions . . .	100	..	1	2	8	4,184	..	40	60	80
TOTAL BRITISH EMPIRE	109	288	9	448	11	5,084	5,835	230	8,070	350
Mascat Territory and Trucial Oman . . .	156	239	170	181	303	4,141	5,375	3,237	2,315	6,315
Other Foreign Countries . . .	22	436	47	12	27	791	2,978	1,185	255	807
TOTAL FOREIGN COUNTRIES	178	675	217	193	330	4,932	8,353	4,420	2,570	7,120
Share of Bengal . . .	7	420	800	2,693
.. Bombay . . .	260	353	226	149	341	3,318	5,995	4,660	2,590	7,430
.. Sind	442	7,956	40
.. Madras	280	5,500
TOTAL	287	903	226	591	341	10,013	14,188	4,660	10,640	7,470
Quicksilver (III. L)—	Lbs.	Lbs.	Lbs.	Lbs.	Lbs.					
TOTAL BRITISH EMPIRE	..	75	..	495	364	..	300	..	1,209	830
TOTAL FOREIGN COUNTRIES	75	150	78	150	616	330	675	320	525	1,552
Share of Bombay . . .	75	225	73	645	380	330	975	320	1,734	2,382

No. 12—continued

ARTICLES, AND COUNTRIES OF FINAL DESTINATION; A 50 SHARE OF EACH PROVINCE	QUANTITY					VALUE				
	1930-31	1931-32	1932-33	1933-34	1934-35	1930-31	1931-32	1932-33	1933-34	1934-35
Metals and Ores—continued										
Tin—										
<i>Unwrought (Blocks, ingots, bars, and slabs) (III. L)—</i>	Cwts.	Cwts.	Cwts.	Cwts.	Cwts.	R	R	R	R	R
Straits Settlements	200	24,163
Other British Possessions	44	35	34	6	8	5,398	1,404	8,695	510	910
TOTAL BRITISH EMPIRE	44	35	234	6	8	5,398	1,404	27,858	510	910
Native States in Arabia other than Muskat Territory and Trucial Oman	103	10	78	..	2	11,390	770	7,410	..	350
Iraq	208	184	97	26	..	86,290	21,450	9,370	2,142	..
Iran	828	281	179	169	50	89,065	24,214	16,242	21,103	8,860
Other Foreign Countries	30	6	691	6	12	3,280	670	2,005	761	1,354
TOTAL FOREIGN COUNTRIES	1,264	491	945	201	73	1,40,005	47,004	37,036	23,910	10,564
<i>Share of Bengal</i>	22	580	379	725
" <i>Bombay</i>	1,297	441	399	207	76	1,46,275	47,747	49,006	21,420	10,664
" <i>Sind</i>	3	5	..	282	310
" <i>Madras</i>	1	..	200	126	..	24,163
TOTAL	1,208	466	1,170	207	81	1,45,398	49,408	64,894	24,420	11,474
Zinc or spelter—										
All Sorts (III. L)—										
TOTAL BRITISH EMPIRE	45	45	6	4	56	1,833	2,349	215	110	2,248
TOTAL FOREIGN COUNTRIES	204	31	..	27	8	1,488	1,105	..	336	360
<i>Share of Bengal</i>	204	34	42	1,359	2,364	1,726
" <i>Bombay</i>	45	37	6	11	10	1,969	966	215	20	416
" <i>Sind</i>	5	..	20	125	..	288	..
" <i>Burma</i>	12	452
TOTAL	249	76	6	31	64	3,321	3,454	215	496	2,603
Metals, unenumerated (III. L)—										
United Kingdom (including Channel Islands)	1,251	716	2,011	4,934	2,029	37,507	27,120	31,403	1,99,450	1,08,505
Aden and Dependencies	369	506	376	611	784	41,775	53,510	50,693	78,617	1,00,393
Bahrain Islands	4	28	..	76	165	311	3,304	..	9,321	14,433
Ceylon (excluding Maldives).	129	174	317	438	604	12,750	16,648	23,342	34,839	51,574
Straits Settlements	419	544	425	377	375	37,012	48,143	26,435	35,153	34,834
Hongkong	213	299	90	6,896	4,781	1,859	..
Union of South Africa	2	7	72	105	255	200	315	8,729	12,837	28,038
Zanzibar and Pemba	50	140	53	47	54	6,198	16,778	7,104	5,829	6,392
Kenya Colony	405	34	16	12	9	35,119	3,765	1,829	1,526	1,319
Tanganyika Territory	27	75	7	9	5	2,650	8,227	918	1,084	712
Anglo-Egyptian Sudan	610	187	140	572	973	66,148	19,712	17,002	72,837	1,13,071
Mauritius and Dependencies	95	145	60	182	150	2,853	15,089	7,454	22,328	18,618
Other British Possessions	8	6	53	16	35	70	730	6,982	1,693	2,951
TOTAL BRITISH EMPIRE	3,369	2,784	3,931	7,499	6,338	2,44,372	2,21,762	2,38,632	4,77,892	4,32,360
Germany	7,370	3,252	1,716	5,945	5,256	1,05,293	38,700	48,373	1,20,630	1,22,532
Netherlands	1,522	236	..	115	1,300	1,38,658	4,125	..	1,970	20,000
Belgium	23	..	4	200	545	100	..	89	7,600	10,691
France	50	6,523	..
Italy (including Trieste)	1	..	2,904	700	..	49	..	1,61,480	33,007	..
Muscat Territory and Trucial Oman	9	52	37	133	120	1,250	6,023	5,105	9,034	15,840

GENERAL EXPORTS

(778)

FOREIGN MERCHANDISE

No. 12—continued

ARTICLES, AND COUNTRIES OF FINAL DESTINATION; ALSO SHARE OF EACH PROVINCE	QUANTITY					VALUE				
	1930-31	1931-32	1932-33	1933-34	1934-35	1930-31	1931-32	1932-33	1933-34	1934-35
						₹	₹	₹	₹	₹
Metals and Ores—continued										
Metals, unenumerated (III. 1.)—continued	Cwts.	Cwts.	Cwts.	Cwts.	Cwts.					
Other Native States in Arabia	1	79	109	128	345	386	9,554	13,831	14,809	31,204
Iraq	42	714	534	932	1,268	4,750	79,572	73,894	1,20,181	1,73,776
Iran	567	84	152	240	655	31,687	9,321	14,524	20,774	55,042
Siam	19	175	121	115	188	2,395	19,597	13,081	13,304	19,438
China (exclusive of Hong-kong and Macao)	15	173	1,233	7,851	..
Japan	296	685	1,271	10,777	..	11,890	33,998	10,291	5,02,308
Portuguese East Africa	27	..	30	52	51	3,900	..	4,238	6,434	9,704
Italian East Africa (Somaliland and Eritrea)	28	23	24	40	..	3,206	3,149	3,100	6,163
Other Foreign Countries	9	61	29	54	47	1,590	5,953	3,378	3,110	3,133
TOTAL FOREIGN COUNTRIES	10,035	4,976	6,209	10,032	20,011	2,93,778	1,86,957	3,76,510	3,96,512	9,70,820
Share of Bengal	5,392	3,443	5,429	6,483	14,680	1,42,237	61,540	2,61,346	2,54,749	4,66,422
" Bombay	7,515	3,318	3,331	7,453	9,098	3,54,366	2,50,293	2,47,297	4,93,018	7,41,575
" Sind	2	43	873	1,802	4,567	180	2,525	26,550	65,619	1,59,612
" Madras	144	499	299	362	495	5,695	9,535	20,470	25,883	32,935
" Burma	411	457	608	1,401	3,699	36,172	63,822	59,179	41,135	72,136
TOTAL	18,464	7,780	10,040	17,511	32,930	5,38,650	4,07,719	6,15,142	8,71,404	14,53,180
Metals, unenumerated (II. F)	Tons	Tons	Tons	Tons	Tons					
United Kingdom (including Channel Islands)	5
TOTAL FOREIGN COUNTRIES.	1	46	15	5
Share of Bengal	1	46
" Bombay	5
TOTAL	1	46	20	5
Steel Metals and Ores—	Tons	Tons	Tons	Tons	Tons					
United Kingdom (including Channel Islands)	459	431	347	488	447	1,64,352	1,46,974	1,73,342	2,71,710	2,26,817
Aden and Dependencies	63	41	26	37	59	56,976	60,221	60,656	83,112	1,10,742
Rahrein Islands	40	13	33	25	64	10,726	12,120	15,554	10,575	39,737
Ceylon (excluding Maldives).	37	58	24	42	53	29,414	39,227	27,215	45,227	64,624
Straits Settlements	15	40	65	24	28	45,558	51,842	59,103	37,743	39,290
Hongkong	11	17	59	..	299	5,996	5,361	4,814	251
Union of South Africa	4	6	13	1,075	835	8,729	13,287	28,950
Zanzibar and Pemba	19	16	6	6	4	18,078	20,748	10,059	9,324	9,066
Kenya Colony	41	9	25	8	16	48,038	7,315	8,831	6,194	7,868
Tanganyika Territory	21	4	3	4	10	11,176	8,602	1,498	2,874	2,452
Anglo-Egyptian Sudan	31	9	7	29	40	66,948	19,712	17,102	72,837	1,18,886
Mauritius and Dependencies	5	8	3	9	8	2,853	17,153	7,524	22,326	20,109
Seychelles	22	6	4	6	11	7,292	2,780	3,143	3,619	4,049
Commonwealth of Australia	113	1	1	1	..	22,812	2,156	215	868
Other British Possessions	7	24	929	3,625	525	1,608	7,831
TOTAL BRITISH EMPIRE	783	765	565	744	787	4,63,260	4,18,957	4,90,798	6,94,465	6,77,530
Germany	418	780	36	409	590	1,21,438	81,286	49,103	1,30,810	2,23,216
Netherlands	90	14	..	17	71	1,50,651	4,541	4	4,720	21,431
Belgium	467	2,008	7	27	28	18,502	49,417	1,460	8,869	11,241
France	4	..	3,245	400	..	9,748	..
Italy (including Fiume)	7,259	31,815	10,801	10,522	2,600	1,36,078	6,14,775	3,78,373	2,37,426	79,253
Austria	7	6,700	..
Maskat Territory and Trucial Oman	80	3	49	60	60	9,351	26,070	20,561	25,791	41,253
Other Native States in Arabia	11	24	53	82	59	32,099	19,296	30,954	44,025	1,08,222

No. 12—continued

ARTICLES, AND COUNTRIES OF FINAL DESTINATION; ALSO SHARE OF EACH PROVINCE	QUANTITY					VALUE				
	1930-31	1931-32	1932-33	1933-34	1934-35	1930-31	1931-32	1932-33	1933-34	1934-35
Metals and Ores—concluded <i>Total Metals and Ores— continued</i>						R	R	R	R	R
	Tons	Tons	Tons	Tons	Tons					
Iraq	38	53	67	173	155	55,670	1,05,070	1,00,430	1,54,337	2,00,295
Iran	156	57	59	76	246	1,79,098	58,848	54,741	75,572	1,80,244
Siam	1	10	6	0	0	2,585	20,609	13,061	13,500	19,712
China (exclusive of Hongkong and Macao)	2	1	0	22	757	3,455	1,270	7,851	5,238
Japan	28,212	44,712	45,223	57,106	42,225	9,93,896	6,92,217	7,97,192	12,43,034	14,19,705
Portuguese East Africa	26	1	4	20	3	11,455	3,402	5,494	9,200	6,844
Italian East Africa (Somaliland and Eritrea)	4	7,528
Other Foreign Countries	0	7	10	5	14	10,207	10,112	15,805	10,136	10,203
TOTAL FOREIGN COUNTRIES	28,822	83,136	56,366	68,472	46,175	17,96,472	16,90,591	14,74,777	20,32,068	23,34,440
<i>Share of Bengal</i>	<i>331</i>	<i>766</i>	<i>395</i>	<i>600</i>	<i>1,212</i>	<i>2,05,560</i>	<i>1,51,209</i>	<i>3,03,924</i>	<i>2,32,013</i>	<i>5,45,552</i>
<i>" Bombay</i>	<i>26,499</i>	<i>65,977</i>	<i>30,493</i>	<i>44,705</i>	<i>26,998</i>	<i>14,97,173</i>	<i>16,92,534</i>	<i>9,65,537</i>	<i>16,99,976</i>	<i>18,11,793</i>
<i>" Sind</i>	<i>8,672</i>	<i>10,938</i>	<i>13,189</i>	<i>11,875</i>	<i>7,022</i>	<i>4,13,879</i>	<i>1,74,227</i>	<i>2,84,533</i>	<i>3,33,770</i>	<i>3,47,514</i>
<i>" Madras</i>	<i>3,018</i>	<i>3,376</i>	<i>4,960</i>	<i>1,916</i>	<i>1,168</i>	<i>97,451</i>	<i>94,937</i>	<i>1,49,412</i>	<i>31,315</i>	<i>70,421</i>
<i>" Burma</i>	<i>35</i>	<i>2,845</i>	<i>7,894</i>	<i>10,120</i>	<i>10,562</i>	<i>45,619</i>	<i>86,611</i>	<i>1,89,164</i>	<i>2,30,059</i>	<i>2,76,390</i>
TOTAL	37,605	83,901	56,931	69,216	46,062	22,59,072	21,09,548	18,75,575	26,27,133	30,11,970
Oils—										
Animal (II. G)—	Gals.	Gals.	Gals.	Gals.	Gals.					
TOTAL BRITISH EMPIRE	28	12	17	3,424	1,808	175	60	39	5,020	2,016
TOTAL FOREIGN COUNTRIES	14	456	..	2,859	143	32	268	..	2,014	230
<i>Share of Bengal</i>	<i>..</i>	<i>19</i>	<i>..</i>	<i>3,331</i>	<i>3</i>	<i>..</i>	<i>60</i>	<i>..</i>	<i>4,514</i>	<i>30</i>
<i>" Bombay</i>	<i>22</i>	<i>456</i>	<i>17</i>	<i>2,492</i>	<i>1,827</i>	<i>65</i>	<i>263</i>	<i>39</i>	<i>4,320</i>	<i>2,615</i>
<i>" Sind</i>	<i>20</i>	<i>..</i>	<i>..</i>	<i>..</i>	<i>124</i>	<i>152</i>	<i>..</i>	<i>..</i>	<i>..</i>	<i>200</i>
TOTAL	42	408	17	6,283	1,954	207	328	39	8,834	2,846
Essential (II. G)—	Gals.	Gals.	Gals.	Gals.	Gals.					
Tanganyika Territory	182	5,500
Anglo-Egyptian Sudan	304	276	92	275	336	9,050	6,005	4,550	6,720	14,400
Other British Possessions	203	35	202	61	426	5,755	1,350	5,023	2,029	1,785
TOTAL BRITISH EMPIRE	512	310	294	336	944	15,705	8,255	9,573	8,749	21,686
TOTAL FOREIGN COUNTRIES	216	101	30	50	79	9,879	2,900	2,138	960	2,694
<i>Share of Bengal</i>	<i>158</i>	<i>101</i>	<i>..</i>	<i>..</i>	<i>23</i>	<i>3,441</i>	<i>2,500</i>	<i>..</i>	<i>..</i>	<i>2,194</i>
<i>" Bombay</i>	<i>504</i>	<i>303</i>	<i>324</i>	<i>373</i>	<i>659</i>	<i>18,726</i>	<i>7,555</i>	<i>11,710</i>	<i>9,385</i>	<i>21,330</i>
<i>" Sind</i>	<i>50</i>	<i>..</i>	<i>..</i>	<i>8</i>	<i>47</i>	<i>2,038</i>	<i>..</i>	<i>..</i>	<i>324</i>	<i>310</i>
<i>" Madras</i>	<i>16</i>	<i>7</i>	<i>..</i>	<i>..</i>	<i>..</i>	<i>1,379</i>	<i>700</i>	<i>..</i>	<i>..</i>	<i>..</i>
<i>" Burma</i>	<i>..</i>	<i>..</i>	<i>..</i>	<i>..</i>	<i>346</i>	<i>..</i>	<i>..</i>	<i>..</i>	<i>..</i>	<i>545</i>
TOTAL	728	411	324	386	1,075	25,584	11,155	11,716	9,709	24,379
Mineral—										
Kerosene (II. G)—	Gals.	Gals.	Gals.	Gals.	Gals.					
Maldives	..	20,000	83,574	..	12,500	42,020
Other British Possessions	12	76	..	375	7,900	14	92	..	2,062	4,981
TOTAL BRITISH EMPIRE	12	20,076	..	375	91,474	14	12,592	..	2,062	47,001
Maskat Territory and Trucial Oman	1,760	405	848	..	21,870	1,370	331	536	..	11,013
Other Foreign Countries	10	8	24	351	20	10	18	21	177	12
TOTAL FOREIGN COUNTRIES	1,770	413	872	351	21,896	1,380	349	557	177	11,025

GENERAL EXPORTS

(780)

FOREIGN MERCHANDISE

No. 12—continued

ARTICLES, AND COUNTRIES OF FINAL DESTINATION, ALSO SHARE OF EACH PROVINCE	QUANTITY					VALUE				
	1930-31	1931-32	1932-33	1933-34	1934-35	1930-31	1931-32	1932-33	1933-34	1934-35
Oils—continued						R	R	R	R	R
Mineral—continued										
Kerosene (H. G.)—continued	Gals.	Gals.	Gals.	Gals.	Gals.					
Share of Bengal . . .	22	376	..	24	2,062	..
" Bombay	2	24	351	7,680	..	2	21	177	4,964
" Sind . . .	1,760	4,405	848	..	105,458	1,370	2,831	538	..	53,939
" Madras	16,074	10,090
" Burma	6	32	..	18	23
TOTAL	1,782	20,489	872	726	113,370	1,894	12,041	557	2,239	58,926
Other kinds (H. G.)—	Gals.	Gals.	Gals.	Gals.	Gals.					
United Kingdom (including Channel Islands) . . .	865,830	147,874	273,892	50,732	1,102	1,77,245	33,046	64,846	11,347	439
Bahrain Islands . . .	14,589	4,986	9,074	3,924	1,529	24,098	7,140	11,842	8,870	1,843
Ceylon (excluding Maldives)	52,578	577,284	12,093	8,661	20,522	56,064	1,48,280	23,302	16,843	27,730
Straits Settlements . . .	37,793	12,818	8,113	881	797	23,545	3,008	7,594	3,391	1,053
Union of South Africa	28,966	26,417	..	100	..	5,668	4,785	..	189
Kenya Colony . . .	2,491	19,623	2,022	55	28	3,840	5,491	2,878	183	76
Commonwealth of Australia	128,905	40,468	167,883	25,336	8,210	30,019
Other British Possessions . . .	1,838	1,514	1,590	703	604	4,161	3,850	3,662	2,539	965
TOTAL BRITISH EMPIRE	1,034,069	833,503	491,384	64,956	24,742	3,15,784	2,14,698	1,48,423	38,176	32,285
Italy (including Fiume)	84,638	118,028	570,164	438,753	88	24,080	21,681	1,08,074	79,286	245
Iraq . . .	35,967	25,259	20,139	38,793	28,404	72,890	71,954	57,470	93,057	71,806
Iran . . .	297,320	5,377	11,367	35,008	17,544	1,41,754	15,039	37,938	64,079	47,916
Sumatra	51,559	20	..	9,081	16
Japan . . .	48,242	680	200	9,177	900	107
Argentine Republic (including the Atlantic Coast of Patagonia.)	178,971	34,375	..
United States of America— Via Atlantic Coast . . .	1,559,233	89,188	26	538,565	59	3,12,364	7,577	38	1,03,560	68
" Pacific " . . .	100	..	281,264	1,312	..	49,555
Other Foreign Countries . . .	15,364	30,105	12,769	2,084	1,908	7,021	11,752	3,708	3,113	3,531
TOTAL FOREIGN COUNTRIES	2,040,364	264,516	895,729	1,232,849	42,173	5,63,338	1,37,084	2,67,683	3,79,070	1,23,778
Share of Bengal . . .	1,412	6,924	9,398	2,563	2,672	2,138	9,903	33,775	6,997	5,830
" Bombay . . .	2,623,693	993,321	1,366,417	1,114,537	56,617	7,57,201	3,13,877	3,76,058	3,62,197	1,28,359
" Sind . . .	392,930	82,530	6,573	230,177	13,296	92,324	21,359	7,459	46,189	20,091
" Madras . . .	4,595	1,797	3,077	223	1,098	5,262	9,530	4,327	417	1,447
" Burma . . .	102,102	13,447	1,818	310	232	37,247	4,743	4,487	1,446	436
TOTAL	3,124,933	1,098,019	1,387,113	1,347,805	72,915	8,84,172	3,51,727	4,06,163	4,17,246	1,56,063
Total Mineral Oils	Gals.	Gals.	Gals.	Gals.	Gals.					
	3,126,715	1,118,518	1,387,985	1,348,531	186,285	8,85,566	3,61,668	4,06,163	4,19,485	2,14,989
Vegetable, non-essential—										
Linseed (H. G.)—	Gals.	Gals.	Gals.	Gals.	Gals.					
TOTAL BRITISH EMPIRE	495	701	623	869	373	1,818	1,603	2,000	902	1,394

No. 12—continued

ARTICLES, AND COUNTRIES OF FINAL DESTINATION; ALSO SHARE OF EACH PROVINCE	QUANTITY					VALUE				
	1930-31	1931-32	1932-33	1933-34	1934-35	1930-31	1931-32	1932-33	1933-34	1934-35
<i>Oils—continued</i>						R	R	R	R	R
<i>Vegetable, non-essential— continued</i>										
<i>Linseed (H. G.)—continued</i>	Gals.	Gals.	Gals.	Gals.	Gals.					
TOTAL FOREIGN COUNTRIES	487	1,251	338	1,205	270	1,323	2,715	1,030	3,141	800
<i>Share of Bombay</i>	749	1,901	845	1,479	552	2,138	4,154	2,686	3,809	1,946
" <i>Sind</i>	227	51	115	102	91	993	164	353	334	253
" <i>Burma</i>	6	5
TOTAL	982	1,952	961	1,574	643	3,136	4,318	3,039	4,043	2,199
<i>Other sorts (H. G.)—</i>										
TOTAL BRITISH EMPIRE	297	10	..	351	657	561	37	..	783	2,317
TOTAL FOREIGN COUNTRIES	216	1,810	10	15	62	1,453	765	80	371	104
<i>Share of Bengal</i>	305	1,810	..	3	114	1,588	795	..	60	1,101
" <i>Bombay</i>	164	10	10	308	430	368	37	30	715	1,090
" <i>Sind</i>	125	330
" <i>Burma</i>	44	55	..	60	549	..
TOTAL	513	1,820	10	366	719	2,014	832	30	1,154	2,421
<i>Total Vegetable, non-essential</i>	Gals.	Gals.	Gals.	Gals.	Gals.					
	1,495	3,772	971	1,940	1,362	5,150	5,150	3,069	5,107	4,620
<i>Total Oils—</i>	Gals.	Gals.	Gals.	Gals.	Gals.					
United Kingdom (including Channel Islands)	865,987	147,003	273,472	50,740	3,162	1,80,512	33,163	68,816	11,071	4,876
Aden and Dependencies	598	650	665	3,397	390	1,422	1,490	1,600	6,543	906
Bahrain Islands	14,660	6,032	9,370	3,534	1,761	24,388	7,477	13,015	5,019	2,527
Ceylon (excluding Maldives).	32,644	577,643	13,149	8,974	20,643	57,599	1,40,463	23,326	17,942	28,300
Maldives	20,000	24	..	83,574	..	12,500	100	..	42,920
Straits Settlements	38,097	13,813	8,113	1,333	1,171	26,593	3,008	7,504	5,558	1,898
Union of South Africa	23,966	2,417	..	100	..	5,618	4,785	..	130
Kenya Colony	2,615	10,822	2,107	272	70	3,906	6,059	3,342	1,468	244
Tanganyika Territory	50	..	43	123	132	90	..	40	105	6,500
Anglo-Egyptian Sudan	304	275	142	275	280	9,950	6,005	4,730	6,720	14,400
Seychelles	524	138	266	132	3,053	1,909	700	885	325	5,550
Commonwealth of Australia	126,995	4,512	157,983	15,473	8,000	80,019
Other British Possessions	654	753	667	931	551	1,920	2,035	1,267	1,241	305
TOTAL BRITISH EMPIRE	1,085,413	854,612	402,318	69,811	120,013	3,33,552	2,37,240	1,00,940	56,592	1,08,196
Italy (including Flume)	84,633	113,023	570,164	438,753	38	24,080	21,691	1,03,974	79,286	245
Makat Territory and Trucial Oman	2,952	1,471	1,600	892	23,041	3,237	2,505	2,015	1,014	12,811
Iraq	35,967	26,019	20,164	39,555	28,441	72,300	73,304	57,587	44,866	71,940
Iran	207,462	5,437	11,444	35,356	17,725	1,42,349	15,225	38,134	65,151	48,444
Sumatra	51,559	24	..	9,031	18

GENERAL EXPORTS

(782)

FOREIGN MERCHANDISE

No. 12—continued

ARTICLES, AND COUNTRIES OF FINAL DESTINATION; ALSO SHARE OF EACH PROVINCE	QUANTITY					VALUE				
	1930-31	1931-32	1932-33	1933-34	1934-35	1930-31	1931-32	1932-33	1933-34	1934-35
Oils—concluded										
<i>Total Oils—continued</i>	Gals.	Gals.	Gals.	Gals.	Gals.	R	R	R	R	R
Japan	48,244	3,765	200	10,807	3,964	107
United States of America— Via Atlantic Coast	1,559,299	89,197	34	588,565	59	3,16,364	7,645	48	1,03,560	68
" Pacific "	281,264	49,555
Argentine Republic (including the Atlantic Coast of Patagonia)	178,971	34,875	..
Other Foreign Countries	14,985	31,833	12,309	11,392	1,100	13,493	14,070	10,150	8,917	4,908
TOTAL FOREIGN COUNTRIES	2,043,567	268,547	696,979	1,287,329	70,628	5,82,955	1,44,061	2,61,438	3,66,633	1,98,437
Share of Bengal	1,897	8,847	9,398	6,312	3,312	7,189	13,558	13,775	23,013	9,155
" Bombay	2,625,332	995,993	1,367,667	1,119,448	67,015	7,78,488	3,25,873	3,90,550	3,71,072	1,60,204
" Sind	394,937	86,986	7,537	230,287	119,141	96,877	24,324	8,348	46,423	75,623
" Madras	4,612	17,378	3,077	228	1,098	6,641	13,320	4,227	417	1,447
" Burma	102,152	13,455	1,618	865	610	27,312	4,066	4,487	1,795	1,004
TOTAL	3,128,980	1,123,159	1,389,297	1,357,140	190,676	9,16,507	3,81,301	4,21,487	4,43,225	2,40,833
OIL FUEL shipped for the use of steamers, etc., engaged in the foreign trade* (a)—										
Share of Bengal	—	Gallons.	Gallons.	Gallons.	Gallons.	—	—	—	—	—
" Bombay	—	10,750,103	10,485,264	8,478,610	7,128,373	—	—	—	—	—
" Sind	—	1,441,669	630,333	1,066,894	416,871	—	—	—	—	—
" Madras	—	481,564	413,516	3,917,204	5,647,131	—	—	—	—	—
" Burma	—	62,586	..	233,908	32,281	—	—	—	—	—
TOTAL	—	12,735,922	11,529,113	14,290,289	14,189,303	—	—	—	—	—
OIL, Lubricating, shipped in aircrafts for consumption during the outward journey †(b)—										
Share of Sind	—	—	—	Gallons.	Gallons.	—	—	—	—	—
" Burma	—	—	—	368	1,269	—	—	—	—	—
TOTAL	—	—	—	424	1,685	—	—	—	—	—
Cloth and Floor-cloth (III. U)—										
TOTAL BRITISH EMPIRE	Sq. yards	Sq. yards	Sq. yards	Sq. yards	Sq. yards					
TOTAL FOREIGN COUNTRIES	1,426	3,483	3,280	2,253	1,267	1,280	1,910	1,000	2,287	1,150
Share of Bengal	2,098	2,103	..
" Bombay	4,673	8,476	5,724	1,468	7,843	5,320	8,055	3,895	1,444	7,325
" Sind	326	9	..	480	30	..
TOTAL	4,899	8,476	5,724	3,575	1,843	5,800	8,055	3,895	3,577	1,825
Paints and Colours (III. E)—										
United Kingdom (including Channel Islands)	Cwts.	Cwts.	Cwts.	Cwts.	Cwts.					
Aden and Dependences	142	277	38	29	48	13,243	14,042	3,853	2,058	3,471
Ceylon (excluding Maldives)	105	77	66	62	110	7,319	5,261	5,439	4,618	6,271
Straits Settlements	113	157	94	108	68	5,856	11,779	5,627	5,842	8,126
Kenya Colony	138	197	102	55	7	9,374	11,333	8,497	2,542	800
Other British Possessions	100	76	118	73	60	6,781	6,171	5,976	4,588	4,059
TOTAL BRITISH EMPIRE	5,334	4,443	893	378	481	1,08,829	1,02,378	43,954	23,357	25,413
Germany	1,030	6	1	9	74	18,997	1,188	208	1,720	4,210
Mascat Territory and Trucial Oman	54	66	51	59	70	5,758	6,469	5,263	6,009	9,118
Other Native States in Arabia	247	307	238	178	140	31,520	38,877	34,087	24,702	21,176
Iran	200	94	169	271	140	14,072	5,286	9,235	17,025	9,519
Portuguese East Africa	108	102	116	83	49	7,720	6,688	7,705	6,323	4,670
United States of America— Via Atlantic Coast	14	79	5	18	..	406	10,376	900	2,767	..
" Pacific "	2	10
Other Foreign Countries	448	189	202	142	170	9,022	6,298	6,525	5,709	4,995
TOTAL FOREIGN COUNTRIES	2,095	843	662	760	643	87,505	74,647	69,973	64,915	53,689

* Oil fuel shipped for the use of steamers, etc., is not re-exports in the ordinary acceptation of the term, and the value thereof is, accordingly, not included in these Accounts.
 (a) Separately recorded from 1931-32.
 (b) Separately recorded from September 1933.
 † Oil, lubricating, shipped in aircrafts, is not re-exports in the ordinary acceptation of the term, the Value thereof is, accordingly, not included in these Accounts.

No. 12—continued

ARTICLES, AND COUNTRIES OF FINAL DESTINATION; ALSO SHARE OF EACH PROVINCE	QUANTITY					VALUE				
	1930-31	1931-32	1932-33	1933-34	1934-35	1930-31	1931-32	1932-33	1933-34	1934-35
Paints and Colours (III E)— continued										
	Cwts.	Cwts.	Cwts.	Cwts.	Cwts.	R	R	R	R	R
Share of Bengal . . .	5,843	3,913	222	169	163	82,878	73,685	13,137	12,912	8,999
" Bombay . . .	1,379	1,271	1,357	876	756	1,04,823	97,654	90,801	71,133	62,612
" Sindj . . .	169	80	76	70	202	5,322	3,624	3,599	2,551	6,455
" Madras . . .	7	16	28	11	2	821	2,584	1,198	789	73
" Burma . . .	34	1	73	12	12	1,950	175	4,901	566	913
TOTAL	7,432	5,286	1,755	1,138	1,124	1,96,334	1,77,625	1,13,927	88,272	79,102
Paper and Pasteboard— PAPER— Printing paper (III. M)—										
	Cwts.	Cwts.	Cwts.	Cwts.	Cwts.					
TOTAL BRITISH EMPIRE	57	177	349	20	20	1,590	4,965	7,863	465	500
TOTAL FOREIGN COUNTRIES	10	..	9	48	8	242	..	102	870	120
Share of Bengal . . .	10	16	226	..	20	268	736	4,803	..	560
" Bombay . . .	51	161	132	63	8	1,430	4,229	3,162	1,335	120
" Sind . . .	6	140
TOTAL	67	177	358	63	28	1,832	4,965	7,965	1,335	680
Writing paper and Envelopes (III. M)—										
TOTAL BRITISH EMPIRE	—	—	—	—	—	14,030	7,935	8,662	8,791	4,902
Iran . . .	—	—	—	—	—	6,116	6,466	7,809	16,181	7,060
Other Foreign Countries . . .	—	—	—	—	—	2,099	4,410	3,283	2,766	2,095
TOTAL FOREIGN COUNTRIES	—	—	—	—	—	8,214	10,866	11,092	19,047	9,155
Share of Bengal . . .	—	—	—	—	—	190	..	100
" Bombay . . .	—	—	—	—	—	19,169	17,031	17,681	27,008	13,807
" Sind . . .	—	—	—	—	—	966	1,810	1,993	836	310
" Madras . . .	—	—	—	—	—	..	10
" Burma . . .	—	—	—	—	—	1,820
TOTAL	—	—	—	—	—	22,844	18,861	19,764	27,838	14,117
Other kinds of paper (including paper manu- factures) (III. M)—										
	Cwts.	Cwts.	Cwts.	Cwts.	Cwts.					
United Kingdom (including Channel Islands)	23	54	90	39	61	1,160	1,102	9,416	2,068	2,501
Ceylon (excluding Maldives)	208	112	141	58	68	6,009	4,044	3,620	2,424	1,219
Kenya Colony . . .	100	36	66	33	35	5,705	1,686	1,916	1,397	726
Other British Possessions . . .	418	400	343	127	211	5,964	7,020	3,847	3,220	3,264
TOTAL BRITISH EMPIRE	739	602	640	254	365	18,918	13,921	18,797	9,104	7,710
TOTAL FOREIGN COUNTRIES	1,316	1,227	1,001	1,061	791	16,088	15,901	14,077	14,066	8,411

GENERAL EXPORTS

FOREIGN MERCHANDISE

(784)

No. 12—continued

ARTICLES, AND COUNTRIES OF FINAL DESTINATION; ALSO SHARE OF EACH PROVINCE	QUANTITY					VALUE				
	1930-31	1931-32	1932-33	1933-34	1934-35	1930-31	1931-32	1932-33	1933-34	1934-35
Paper and Pasteboard— continued						R	R	R	R	R
<i>Other kinds of paper (including paper manu- factures) (III. M)—contd.</i>	Cwts.	Cwts.	Cwts.	Cwts.	Cwts.					
Share of Bengal . . .	180	23	58	59	68	5,201	734	4,445	4,762	1,358
“ Bombay . . .	1,415	1,506	1,302	901	859	25,756	25,598	27,296	14,556	12,523
“ Sind . . .	332	340	275	337	328	4,116	1,301	1,556	2,169	1,440
“ Madras . . .	9	27	4	16	..	533	746	127	683	..
“ Burma . . .	69	23	2	3	1	1,315	1,003	50	732	300
TOTAL	2,065	1,919	1,841	1,315	1,156	84,951	29,852	39,474	23,172	16,121
Pasteboard, millboard and cardboard of all kinds (III. M)—	Cwts.	Cwts.	Cwts.	Cwts.	Cwts.					
TOTAL BRITISH EMPIRE	110	102	176	197	173	2,847	2,387	3,371	6,788	3,756
TOTAL FOREIGN COUNTRIES	81	274	267	47	36	2,325	3,014	2,851	410	700
Share of Bengal	7	..	52	275	..	700
“ Bombay . . .	189	280	436	140	110	5,000	4,621	5,947	2,989	1,465
“ Sind . . .	2	3	..	112	40	..
“ Madras	96	..	101	47	..	1,380	..	4,169	2,591
TOTAL	191	376	443	244	209	5,172	6,001	6,222	7,198	4,456
Total value of Paper and Pasteboard	—	—	—	—	—	64,799	59,699	67,415	59,543	35,374
Perfumery (not being per- fumed spirits) (III. U)—										
Aden and Dependencies . . .	—	—	—	—	—	8,434	24,695	10,108	12,408	9,668
Ceylon (excluding Maldives) . . .	—	—	—	—	—	7,906	7,405	3,347	5,225	4,300
Zanzibar and Pemba . . .	—	—	—	—	—	12,910	2,395	1,860	2,803	1,885
Other British Possessions . . .	—	—	—	—	—	7,548	4,655	5,884	3,861	6,297
TOTAL BRITISH EMPIRE	—	—	—	—	—	36,798	39,150	21,199	24,297	22,150
France	—	—	—	—	—	4,408	750	15,095	3,000	..
Native States in Arabia other than Maskat Terri- tory and Trucial Oman . . .	—	—	—	—	—	3,105	5,495	3,045	2,423	1,810
Egypt	—	—	—	—	—	2,132	1,605	..	578	1,810
Other Foreign Countries . . .	—	—	—	—	—	9,781	7,059	9,359	3,206	5,842
TOTAL FOREIGN COUNTRIES	—	—	—	—	—	19,426	15,209	27,499	9,205	9,462
Share of Bengal . . .	—	—	—	—	—	3,424	2,375	1,663	145	1,690
“ Bombay . . .	—	—	—	—	—	48,586	51,731	46,334	31,621	29,004
“ Sind . . .	—	—	—	—	—	2,008	260	350	300	400
“ Madras . . .	—	—	—	—	—	2,201	..	351	1,436	512
“ Burma . . .	—	—	—	—	—
TOTAL	—	—	—	—	—	56,219	54,359	48,698	33,502	31,612
Pitch, Tar and Dammer (III. U)—	Cwts.	Cwts.	Cwts.	Cwts.	Cwts.					
TOTAL BRITISH EMPIRE	57	28	44	293	40	1,015	409	670	4,958	522
TOTAL FOREIGN COUNTRIES	572	351	299	359	298	4,642	4,190	2,805	2,896	2,399

No. 12—continued

ARTICLES, AND COUNTRIES OF FINAL DESTINATION; ALSO SHARE OF EACH PROVINCE	QUANTITY					VALUE				
	1930-31	1931-32	1932-33	1933-34	1934-35	1930-31	1931-32	1932-33	1933-34	1934-35
Fish, Tar and Dammer (III. U)—continued										
Share of Bengal	3	28
" Bombay . . .	599	361	268	607	308	6,397	4,399	2,930	7,537	2,678
" Sind . . .	28	28	72	47	28	240	300	519	317	197
" Madras . . .	2	2	20	16
TOTAL . . .	629	389	343	654	338	5,657	4,599	3,475	7,854	2,891
Precious stones and pearls, uncut (II. B)—										
Bahrain Islands . . .	—	—	—	—	—	1,63,200	52,109	28,000	56,800	48,500
Other British Possessions . . .	—	—	—	—	—	1,060	5,585	17,000
TOTAL BRITISH EMPIRE . . .	—	—	—	—	—	1,63,200	52,109	29,060	62,385	65,500
Belgium . . .	—	—	—	—	—	..	60,407
Mascat Territory and Trucial Oman . . .	—	—	—	—	—	32,700	33,000	74,100	60,600	78,488
Other Native States in Arabia . . .	—	—	—	—	—	67,000	34,000	5,000	15,000	10,100
Other Foreign Countries . . .	—	—	—	—	—	3,850	2,850	500	70	600
TOTAL FOREIGN COUNTRIES . . .	—	—	—	—	—	1,03,350	1,30,257	79,600	81,670	89,188
Share of Bengal . . .	—	—	—	—	—	..	160	..	2,315	..
" Bombay . . .	—	—	—	—	—	2,66,160	1,61,000	1,08,660	1,16,460	94,850
" Sind . . .	—	—	—	—	—	400	21,307	..	25,270	54,833
TOTAL . . .	—	—	—	—	—	2,69,560	1,82,367	1,08,660	1,44,085	1,49,683
Printing and Lithographing machinery and materials (excluding paper) (III. U)—										
United Kingdom (including Channel Islands) . . .	—	—	—	—	—	56,755	1,02,431	84,049	21,640	27,460
Other British Possessions . . .	—	—	—	—	—	4,340	2,725	5,887	2,740	6,237
TOTAL BRITISH EMPIRE . . .	—	—	—	—	—	61,101	1,05,156	89,936	24,380	33,697
Germany . . .	—	—	—	—	—	12,135	8,910	7,477	1,132	2,619
Italy (including Fiume) . . .	—	—	—	—	—	6,000
United States of America—Via Atlantic Coast . . .	—	—	—	—	—	985	3,275	901	1,800	10,695
Other Foreign Countries . . .	—	—	—	—	—	441	877	1,070	1,452	350
TOTAL FOREIGN COUNTRIES . . .	—	—	—	—	—	13,561	13,062	9,448	4,384	19,664
Share of Bengal . . .	—	—	—	—	—	6,987	20,070	56,364	6,565	22,681
" Bombay . . .	—	—	—	—	—	41,184	92,029	27,526	14,638	21,030
" Sind . . .	—	—	—	—	—	6,175	3,400	10,635	3,428	1,375
" Madras . . .	—	—	—	—	—	20,268	2,029	4,054	1,928	3,020
" Burma . . .	—	—	—	—	—	50	720	308	4,366	265
TOTAL . . .	—	—	—	—	—	74,662	1,18,245	98,884	31,761	53,861
Prints, Engravings, and Pictures (III. U)—										
United Kingdom (including Channel Islands) . . .	—	—	—	—	—	50,469	37,685	26,947	37,398	17,520
Other British Possessions . . .	—	—	—	—	—	2,926	4,536	1,060	8,081	3,026
TOTAL BRITISH EMPIRE . . .	—	—	—	—	—	53,395	42,221	28,007	45,479	20,546

GENERAL EXPORTS

(786)

FOREIGN MERCHANDISE

No. 12—continued

ARTICLES, AND COUNTRIES OF FINAL DESTINATION; ALSO SHARE OF EACH PROVINCE	QUANTITY					VALUE				
	1930-31	1931-32	1932-33	1933-34	1934-35	1930-31	1931-32	1932-33	1933-34	1934-35
						R	R	R	R	R
Prints, Engravings and Pictures (III. U)—continued										
France	—	—	—	—	—	23,400	100	506	60	1,250
United States of America— Vid Atlantic Coast	—	—	—	—	—	13,875	1,832	4,105	3,022	110
„ Pacific „	—	—	—	—	—	15
Other Foreign Countries	—	—	—	—	—	1,407	7,140	3,052	2,417	670
TOTAL FOREIGN COUNTRIES	—	—	—	—	—	43,697	8,072	7,663	5,499	2,030
<i>Share of Bengal</i>	—	—	—	—	—	13,947	5,306	310	360	3,955
„ Bombay	—	—	—	—	—	71,313	33,300	35,550	40,989	17,952
„ Sind	—	—	—	—	—	4,805	3,683	1,066	130	180
„ Madras	—	—	—	—	—	4,337	7,203	7,075	3,326	355
„ Burma	—	—	—	—	—	1,133	1,796	523	5,053	323
TOTAL	—	—	—	—	—	97,092	50,293	35,670	50,073	22,576
Provisions and Oilman's Stores (including fish and fruits and vegetables canned or bottled and confectionery) (I. E)—	Cwts.	Cwts.	Cwts.	Cwts.	Cwts.					
United Kingdom (including Channel Islands)	811	1,185	391	711	261	1,36,133	1,99,082	47,100	36,001	22,006
Bahrein Islands	179	352	54	23	122	2,750	7,013	1,671	2,026	2,775
Ceylon (excluding Maldives)	610	66	41	35	313	42,631	11,207	3,934	6,013	70,652
Straits Settlements	974	1,176	38	60	109	59,377	62,808	5,055	2,072	4,554
Hongkong	132	143	14	10,700	18,555	3,133	18	..
Kenya Colony	160	164	100	117	37	10,512	9,954	5,246	7,294	2,330
Commonwealth of Australia	10	1	..	47	76	970	40	24	5,875	6,106
Other British Possessions	237	183	98	79	27	6,022	7,772	6,021	1,720	2,024
TOTAL BRITISH EMPIRE	3,113	3,225	736	1,122	950	2,78,305	3,16,461	72,433	60,819	1,11,007
Norway	3	32	79	263	2,543	6,724
Denmark	18	1	5	114	104	3,010	200	419	5,431	7,694
Germany	7	9	53	..	12	1,062	600	7,507	13	1,141
Netherlands	109	306	103	165	52	12,406	21,600	10,098	11,310	3,816
Market Territory and Trucial Oman	401	120	144	104	133	13,866	3,252	3,803	3,274	2,828
Other Native States in Arabia	349	115	253	146	314	10,124	2,015	4,356	2,034	6,770
Iran	103	84	38	40	55	7,035	4,384	2,334	3,913	1,391
Java	134	8	..	9	6	7,820	375	..	600	247
Sum	48	85	..	1	6	1,900	22,250	..	40	1,096
Philippines	150	187	3,700	0,710
Japan	15	101	14	2	6	350	5,086	422	403	185
United States of America— Vid Atlantic Coast	194	1	15	5	..	7,760	15
„ Pacific „	18	436
Other Foreign Countries	263	240	174	125	110	14,903	16,956	9,417	5,730	7,539
TOTAL FOREIGN COUNTRIES	1,455	1,219	973	932	923	72,920	86,739	43,835	43,700	39,490
<i>Share of Bengal</i>	453	395	95	404	493	33,550	72,223	3,420	17,250	73,202
„ Bombay	2,343	1,530	1,131	1,032	1,022	2,06,839	1,10,720	73,691	54,530	43,021
„ Sind	334	186	167	322	227	24,914	27,031	13,137	19,196	16,343
„ Madras	797	452	57	33	90	52,557	64,339	4,621	1,745	7,932
„ Burma	601	1,331	259	263	46	33,371	1,23,337	10,449	11,313	4,505
TOTAL	4,568	4,444	1,709	2,054	1,878	3,51,231	4,03,200	1,21,313	1,04,519	1,50,503

No. 12—continued

ARTICLES, AND COUNTRIES OF FINAL DESTINATION; ALSO SHARE OF EACH PROVINCE	QUANTITY					VALUE				
	1930-31	1931-32	1932-33	1933-34	1934-35	1930-31	1931-32	1932-33	1933-34	1934-35
	lbs.	lbs.	lbs.	lbs.	lbs.	R	R	R	R	R
Rubber										
Raw	—	—	—	—	—	—
Manufactures (I.I.N)—										
United Kingdom (including Channel Islands)	—	—	—	—	—	2,88,850	2,04,135	19,067	17,217	11,639
Bahrain Islands	—	—	—	—	—	81,498	10,180	10,908	9,813	14,241
Ceylon (excluding Maldives)	—	—	—	—	—	1,22,044	1,52,337	81,112	51,858	1,08,088
Straits Settlements	—	—	—	—	—	72,936	68,038	7,918	2,181	4,407
Union of South Africa	—	—	—	—	—	15,769	1,395	8,700	742	5,089
Other British Possessions	—	—	—	—	—	5,520	1,751	9,427	1,466	8,726
TOTAL BRITISH EMPIRE	—	—	—	—	—	5,37,535	4,38,386	1,33,027	83,277	1,48,050
Sweden	—	—	—	—	—	18,441
Germany	—	—	—	—	—	17,975	2,386	2,154	1,040	449
Netherlands	—	—	—	—	—	13,539	..	200
Belgium	—	—	—	—	—	45,425	4,890	46,022	10	10
France	—	—	—	—	—	52,900	14,527	44,891	50	498
Italy (including Finme)	—	—	—	—	—	15,446	610	60,284	4,404	5
Switzerland	—	—	—	—	—	1,280
Iraq	—	—	—	—	—	12,18,168	14,18,949	5,08,641	10,285	15,094
Iran	—	—	—	—	—	7,20,618	7,42,341	2,62,145	84,637	41,622
Java	—	—	—	—	—	74,480	10,812	25,807	1,157	652
Siam	—	—	—	—	—	7,322
French Indo-China	—	—	—	—	—	6,777
China (exclusive of Hong-kong and Macao)	—	—	—	—	—	18,545	8,506	4,989	1,892	1,147
Japan	—	—	—	—	—	..	6,948	..	3,173	..
United States of America—										
Via Atlantic Coast	—	—	—	—	—	2,00,531	1,870	1,88,843	50,205	938
" Pacific "	—	—	—	—	—	10,755	..	18,000
Other Foreign Countries	—	—	—	—	—	10,443	4,728	9,762	7,662	8,112
TOTAL FOREIGN COUNTRIES	—	—	—	—	—	24,26,366	22,15,520	18,24,727	1,14,515	68,722
Share of Bengal	—	—	—	—	—	64,351	18,322	42,086	4,196	7,994
" Bombay	—	—	—	—	—	2,46,939	1,31,434	1,95,778	1,03,745	1,00,177
" Sind	—	—	—	—	—	35,26,368	22,98,002	11,77,151	61,136	73,335
" Madras	—	—	—	—	—	1,86,569	1,61,415	37,815	20,213	24,469
" Burma	—	—	—	—	—	10,174	44,539	3,924	3,602	5,367
TOTAL	—	—	—	—	—	29,68,901	26,58,912	14,57,754	1,97,792	2,11,772
Salt (I. I.)—										
TOTAL BRITISH EMPIRE	37	..	1	9	7	681	52	80
TOTAL FOREIGN COUNTRIES	12	10
Share of Bengal	1	62	66
" Bombay	1	9	7	130	12	25
" Burma	36	557
TOTAL	37	..	1	9	7	681	64	90

GENERAL EXPORTS

(788)

FOREIGN MERCHANDISE

No. 12—continued

ARTICLES, AND COUNTRIES OF FINAL DESTINATION; ALSO SHARE OF EACH PROVINCE	QUANTITY					VALUE				
	1930-31	1931-32	1932-33	1933-34	1934-35	1930-31	1931-32	1932-33	1933-34	1934-35
	Tons	Tons	Tons	Tons	Tons	R	R	"	l:	R
Seeds (II, K)—										
Ceylon (excluding Maldives)	1	7	13	23	23	1,039	2,360	6,310	8,779	9,209
Straits Settlements	0	51	20	41	37	3,287	14,234	6,108	13,437	24,986
Other British Possessions	4	24	7	11	14	2,165	5,266	2,093	3,823	6,059
TOTAL BRITISH EMPIRE	11	82	40	75	124	6,541	21,890	15,111	26,039	41,243
Germany	40	24	42	1	..	17,451	4,937	12,760	1,630	..
France	39	3	18,382	331	..	436	..
Maskat Territory and Trucial Oman	2	5	23	9	..	960	1,898	11,073	2,811	..
Egypt	6	..	5	13	12	3,410	785	3,215	4,880	5,688
United States of America—										
Via Atlantic Coast	5	1	1	6,080	780	4,851
" Pacific "	952
Other Foreign Countries	1	5	11	8	4	1,157	631	2,682	1,995	6,223
TOTAL FOREIGN COUNTRIES	93	38	82	31	16	48,372	9,398	34,571	11,762	11,011
Share of Bengal	1	4,316	630	551	436	699
" Bombay	102	115	128	106	140	49,763	29,176	45,831	36,995	52,455
" Madras	1	534
" Burma	..	5	1,476	..	450	..
TOTAL	104	120	128	106	140	54,913	31,282	49,682	37,791	53,164
Shells and Cowries (II, S)—										
United Kingdom (including Channel Islands)	23,340	1,797	27,456	2,320	8,620
Other British Possessions	80	1,942	..	65
TOTAL BRITISH EMPIRE	23,340	1,827	29,398	2,320	8,685
TOTAL FOREIGN COUNTRIES	1,780	840	587	..	100
Share of Bengal	272	..	25
" Bombay	25,120	2,667	29,346	2,320	8,760
" Burma	367
TOTAL	25,180	2,667	29,985	2,320	8,785
Soap (III U) —										
	Cwts.	Cwts.	Cwts.	Cwts.	Cwts.					
Straits Settlements	192	..	230	596	14	3,094	10	3,868	10,230	1,227
Other British Possessions	169	118	37	393	408	6,468	5,617	2,212	10,565	8,440
TOTAL BRITISH EMPIRE	361	118	267	989	422	9,562	5,627	5,580	20,795	9,667
Maskat Territory and Trucial Oman	169	14	6	297	35	3,126	441	93	5,051	810
Iraq	5	2	52	223	421	1,050	300	1,285	5,560	9,099
Other Foreign Countries	127	65	27	175	78	6,285	3,225	3,322	6,170	6,012
TOTAL FOREIGN COUNTRIES	311	81	85	695	534	10,461	3,966	4,700	16,781	15,921
Share of Bengal	6	52	40	98	5	237	1,836	600	1,835	1,847
" Bombay	210	86	94	771	892	10,624	4,960	3,697	22,090	20,165
" Sind	195	34	27	124	40	3,796	1,104	3,171	1,953	2,123
" Madras	18	27	..	75	19	1,160	1,663	80	1,172	1,447
" Burma	243	..	191	616	..	4,298	30	2,802	10,625	6
TOTAL	672	190	352	1,634	950	20,021	9,593	10,280	37,576	25,583

No. 12—continued

ARTICLES, AND COUNTRIES OF FINAL DESTINATION; ALSO SHARE OF EACH PROVINCE	QUANTITY					VALUE				
	1930-31	1931-32	1932-33	1933-34	1934-35	1930-31	1931-32	1932-33	1933-34	1934-35
						R	R	R	R	R
specimens illustrative of Natural Science (II B)—										
TOTAL BRITISH EMPIRE	—	—	—	—	—	1,004	25	1,331	410	1,415
Tunis	—	—	—	—	—	5,000
United States of America— Via Atlantic Coast	—	—	—	—	—	7,357	400	..	700	40
“ Pacific “	—	—	—	—	—	250
Other Foreign Countries	—	—	—	—	—	1,000	994	350
TOTAL FOREIGN COUNTRIES	—	—	—	—	—	8,607	1,294	5,350	700	40
Share of Bengal	—	—	—	—	—	4,770	..	5,055	390	509
“ Bombay	—	—	—	—	—	3,772	470	1,222	710	390
“ Sind	—	—	—	—	—	100
“ Madras	—	—	—	—	—	529	..	404
“ Burma	—	—	—	—	—	210	349	60
TOTAL	—	—	—	—	—	9,611	1,810	6,681	1,100	1,455
Spices—										
Cardamoms (I. F)—										
Aden and Dependencies	5	6	21	48	7	1,050	920	3,425	2,401	672
Straits Settlements	60	14	8,848	2,000	..
Other British Possessions	19	10	75	3	47	4,271	1,728	9,584	600	4,965
TOTAL BRITISH EMPIRE	24	16	156	65	54	5,321	2,648	21,855	11,000	5,637
Native States in Arabia other than Maskat Territory and Trucial Oman	38	20	5,400	2,947	..
Iran	9	15	69	17	8	1,717	2,310	10,305	2,176	1,148
United States of America— Via Atlantic Coast	30	5,200
Other Foreign Countries	6	3	24	6	38	1,053	375	2,482	375	4,450
TOTAL FOREIGN COUNTRIES	45	18	126	43	46	8,046	2,685	18,187	5,927	5,598
Share of Bombay	60	34	273	108	100	12,590	5,333	39,236	16,997	11,236
“ Sind	9	806
“ Madras	9	771
TOTAL	69	34	282	108	100	13,361	5,333	40,042	16,997	11,236
Cassia Lignea (I. F)—										
TOTAL BRITISH EMPIRE	760	105	390	470	92	18,481	2,555	4,934	6,617	1,486
Maskat Territory and Trucial Oman	438	115	300	119	4	7,286	1,500	3,602	1,389	50
Other Native States in Arabia	384	35	160	98	107	5,913	740	2,101	1,372	1,462
Iran	1,016	316	1,031	402	164	28,450	4,478	12,231	4,777	1,983
Other Foreign Countries	935	441	921	372	110	16,565	6,621	11,031	4,568	2,267
TOTAL FOREIGN COUNTRIES	3,623	907	2,412	991	385	58,164	13,339	28,965	12,106	5,712
Share of Bombay	4,373	1,018	2,795	1,461	477	76,645	15,394	33,829	18,723	7,198
“ Sind	7	70
TOTAL	4,373	1,012	2,802	1,461	477	76,645	15,394	38,909	18,723	7,198

GENERAL EXPORTS

(790)

FOREIGN MERCHANDISE

No. 12—continued

ARTICLES, AND COUNTRIES OF FINAL DESTINATION, ALSO SHARE OF EACH PROVINCE	QUANTITY					VALUE				
	1930-31	1931-32	1932-33	1933-34	1934-35	1930-31	1931-32	1932-33	1933-34	1934-35
Spices—continued <i>Clves (I. F)—</i>						R	R	R	R	R
	Cwts.	Cwts.	Cwts.	Cwts.	Cwts.					
Aden and Dependencies	180	8	71	88	70	6,084	145	2,338	2,184	1,676
Bahrain Islands	27	133	854	92	83	1,910	9,403	22,005	4,827	3,675
Ceylon (excluding Maldives)	100	79	..	8	4	6,945	5,340	..	195	200
Straits Settlements	1,997	13	8	..	64	90,341	770	405	..	805
Other British Possessions	255	88	92	132	35	6,672	1,625	3,230	3,300	1,018
TOTAL BRITISH EMPIRE	1,949	320	525	315	266	1,12,832	17,298	28,208	10,530	7,328
Native States in Arabia (other than Maskat Territory and Trucial Oman).	59	72	114	111	89	3,789	4,829	7,743	5,459	3,792
Iraq	34	73	158	48	8	1,600	3,770	8,930	2,170	180
Iran	81	23	127	85	35	1,892	1,753	5,637	1,905	1,026
Java	370	8	27,327	160
Egypt	104	6,200
Other Foreign Countries	142	56	88	106	94	8,750	3,655	5,200	4,926	3,100
TOTAL FOREIGN COUNTRIES	646	227	591	300	211	43,428	14,157	33,820	14,460	8,158
Share of Bengal	271	20,627
„ Bombay	2,324	545	1,114	615	467	1,35,633	31,380	61,903	24,996	15,436
„ Sind	2	2	70	125
TOTAL	2,595	547	1,118	615	467	1,56,260	31,450	62,028	24,096	15,486
Nutmegs (I. F)—										
	Cwts.	Cwts.	Cwts.	Cwts.	Cwts.					
TOTAL BRITISH EMPIRE	132	47	15	25	47	7,300	2,830	510	715	1,855
Iran	137	39	4	..	15	13,882	2,195	271	..	480
United States of America— Via Atlantic Coast	152	14,000
Other Foreign Countries	27	114	109	82	82	1,520	4,902	3,445	2,460	2,365
TOTAL FOREIGN COUNTRIES	316	153	113	82	97	29,402	7,197	3,716	2,460	2,845
Share of Bombay	448	200	128	105	144	36,702	10,027	4,226	3,132	4,200
„ Sind	2	43	..
TOTAL	448	200	128	107	144	36,702	10,027	4,226	3,175	4,200
Other sorts (I. F)—										
	Cwts.	Cwts.	Cwts.	Cwts.	Cwts.					
Palestine	123	221	277	407	21	9,081	13,930	14,210	12,370	357
Aden and Dependencies	79	358	764	164	69	4,700	22,420	43,521	5,020	1,785
Bahrain Islands	127	45	388	209	110	9,137	3,075	21,434	7,125	1,322
Anglo-Egyptian Sudan	38	38	107	123	65	3,300	2,160	5,710	4,440	1,456
Other British Possessions	888	105	170	136	77	17,522	4,660	9,103	4,408	1,363
TOTAL BRITISH EMPIRE	655	767	1,706	1,038	362	44,640	46,145	98,978	33,363	7,288
Turkey, European	216	587	53	12,538	28,222	1,800	..
„ Asiatic	185	..	2	9,180	..	50
Syria	41	257	234	72	111	2,800	13,935	13,179	2,057	2,705
Maskat Territory and Trucial Oman	72	4	97	120	25	6,082	86	5,020	3,666	463
Other Native States in Arabia	144	123	523	271	20	10,467	6,570	25,715	10,245	550
Iraq	264	300	542	632	101	21,520	15,773	23,145	21,498	1,617
Iran	1,346	232	138	1,999	453	96,058	17,089	7,897	62,064	10,103
Egypt	380	398	693	1,223	21	25,762	20,043	35,004	41,014	495
Italian East Africa (Somali- land and Eritrea)	150	..	170	80	53	12,765	..	8,090	2,743	1,700
Other Foreign Countries	28	63	73	63	2	2,235	3,088	3,700	2,073	45
TOTAL FOREIGN COUNTRIES	2,427	1,643	3,295	4,574	788	1,77,689	89,122	1,64,152	1,46,960	17,720

No. 12—continued

ARTICLES, AND COUNTRIES OF FINAL DESTINATION; ALSO SHARE OF EACH PROVINCE	QUANTITY					VALUE				
	1930-31	1931-32	1932-33	1933-34	1934-35	1930-31	1931-32	1932-33	1933-34	1934-35
Spices—continued						R	R	R		R
Other sorts (I. F)—continued	Cwts.	Cwts.	Cwts.	Cwts.	Cwts.					
Share of Bengal	32	370
" Bombay	2,927	2,361	4,986	6,593	1,134	2,16,268	1,34,283	2,67,697	1,80,066	24,731
" Sind	4	10	35	14	16	87	216	433	258	237
" Madras	151	6,974
" Burma	17	398
TOTAL	3,082	2,410	5,001	5,612	1,160	2,22,329	1,95,267	2,58,130	1,80,323	25,018
Total Systems—	Cwts.	Cwts.	Cwts.	Cwts.	Cwts.					
United Kingdom (including Channel Islands)	1	..	82	..	46	50	10	5,508	..	4,815
Palestine	215	239	506	595	73	12,166	14,855	17,223	15,198	1,837
Aden and Dependencies	266	416	860	300	147	12,813	24,035	49,434	15,604	4,052
Bahrain Islands	243	180	784	301	221	10,056	12,518	45,476	11,952	6,237
Ceylon (excluding Maldives)	281	107	24	15	5	12,085	6,890	809	430	295
Straits Settlements	1,446	23	70	14	64	93,508	1,370	9,381	2,000	605
Hongkong	230	32	10	106	8	5,748	1,170	821	2,325	53
Zanzibar and Pemba	84	63	86	45	34	6,045	4,452	5,457	1,525	1,215
Kenya Colony	64	45	87	71	22	5,000	2,511	4,795	2,528	420
Tanganyika Territory	92	30	16	166	17	5,324	1,475	890	3,415	481
Anglo-Egyptian Sudan	569	39	253	293	131	12,915	2,100	9,745	6,531	2,250
Other British Possessions	10	31	10	17	48	955	945	446	725	1,054
TOTAL BRITISH EMPIRE	3,510	1,255	2,792	1,913	811	1,83,574	71,471	1,49,485	62,231	23,094
Turkey, European	36	216	666	53	..	525	12,538	29,777	1,800	..
Turkey, Asiatic	185	..	2	9,180	..	50
Syria	352	324	500	193	185	8,015	16,837	17,987	4,532	5,855
Mascat Territory and Trucial Oman	545	148	451	292	66	10,233	3,806	12,316	8,256	2,640
Other Native States in Arabia	544	238	855	502	210	20,499	12,514	41,769	20,033	5,804
Iraq	604	486	977	933	113	29,476	21,543	40,643	25,790	1,997
Iran	3,439	675	1,417	2,453	665	1,47,000	27,325	36,391	70,921	14,690
Java	370	8	14	27,327	280	850
Egypt	531	692	1,054	1,294	21	29,022	24,553	44,049	41,764	495
Italian East Africa (Somaliland and Eritrea)	274	44	105	123	149	17,070	1,255	8,863	3,872	4,529
United States of America—										
Via Atlantic Coast	163	19,200
Other Foreign Countries	229	117	223	147	90	7,285	5,849	6,585	5,110	3,973
TOTAL FOREIGN COUNTRIES	7,057	2,948	6,537	5,900	1,527	8,21,723	1,26,500	2,48,840	1,81,933	40,043
Share of Bengal	271	32	29,827	370
" Bombay	10,132	4,152	9,276	7,837	2,322	4,77,633	1,96,917	3,96,391	2,43,913	62,900
" Sind	4	12	53	16	16	87	236	1,434	391	237
" Madras	160	6,745
" Burma	17	398
TOTAL	10,507	4,203	9,329	7,903	2,338	5,05,297	1,97,971	3,98,325	2,44,214	63,137
Stationery (excluding paper) (III. M)—										
United Kingdom (including Channel Islands)	19,264	5,840	43,130	5,995	10,174
Aden and Dependencies	3,510	5,098	1,376	1,225	7,690
Bahrain Islands	4,570	5,294	3,059	4,241	2,585
Ceylon (excluding Maldives)	12,833	7,089	7,090	10,052	8,577

GENERAL EXPORTS

(792)

FOREIGN MERCHANDISE

No. 12—continued

ARTICLES, AND COUNTRIES OF FINAL DESTINATION; ALSO SHARE OF EACH PROVINCE	QUANTITY					VALUE				
	1930-31	1931-32	1932-33	1933-34	1934-35	1930-31	1931-32	1932-33	1933-34	1934-35
Stationery (excluding paper) (III. M)—contd.						R	R	R	R	R
Straits Settlements	—	—	—	—	—	2,878	4,287	1,501	5,100	3,001
Zanzibar and Pemba	—	—	—	—	—	3,434	2,010	3,185	2,848	5,503
Kenya Colony	—	—	—	—	—	12,604	16,100	15,388	8,098	17,853
Tanganyika Territory	—	—	—	—	—	7,021	2,583	1,090	1,037	550
Other British Possessions	—	—	—	—	—	3,992	3,812	4,030	3,881	3,697
TOTAL BRITISH EMPIRE	—	—	—	—	—	66,606	61,067	80,750	48,277	60,230
Iraq	—	—	—	—	—	5,518	3,718	3,502	3,724	8,509
Iran	—	—	—	—	—	16,903	12,941	11,416	7,537	2,500
Egypt	—	—	—	—	—	1,051	8,528	50	1,700	64
Portuguese East Africa	—	—	—	—	—	10,021	12,857	6,799	6,228	7,492
United States of America— Via Atlantic Coast	—	—	—	—	—	2,504	16,766	646
Other Foreign Countries	—	—	—	—	—	18,913	12,961	7,420	15,038	12,252
TOTAL FOREIGN COUNTRIES	—	—	—	—	—	50,510	66,770	29,483	34,822	30,997
TOTAL	—	—	—	—	—	1,16,116	1,17,837	1,10,183	78,099	91,227
Share of Bengal	—	—	—	—	—	10,736	19,808	8,804	13,223	5,969
.. Bombay	—	—	—	—	—	37,143	78,304	93,000	60,001	74,863
.. Sind	—	—	—	—	—	7,189	3,520	5,951	3,913	7,477
.. Madras	—	—	—	—	—	1,558	6,611	600	..	2,416
.. Burma	—	—	—	—	—	3,436	4,554	1,323	962	562
TOTAL	—	—	—	—	—	1,16,116	1,17,837	1,10,183	78,099	91,227
Stone and Marble (II. B)—	Tons	Tons	Tons	Tons	Tons					
TOTAL BRITISH EMPIRE	9	27	2	1	5	4,034	2,780	1,250	865	2,046
Iraq	10	2	1	2	3	6,263	600	320	1,250	650
Other Foreign Countries	1	3	4	..	1	103	529	1,610	13	240
TOTAL FOREIGN COUNTRIES	11	5	5	2	4	6,461	1,129	1,930	1,263	890
Share of Bengal	..	26	3	..	2	10	1,220	1,338	120	1,323
.. Bombay	20	7	3	3	6	10,403	2,639	1,773	2,008	2,336
.. Burma	1	..	1	82	..	70	..	176
TOTAL	20	32	7	3	9	10,495	3,909	3,180	2,128	3,836
Sugar—										
Sugar, 28 Dutch Standard and above (I. G.)	Tons	Tons	Tons	Tons	Tons					
Aden and Dependences	75	75	7	9	6	8,968	9,000	825	1,000	1,120
Bahrain Islands	220	1,772	2,004	521	1,212	98,005	2,24,897	2,53,157	1,23,395	3,18,548
Ceylon (excluding Maldives)	200	125	..	55	15	28,000	13,000
Straits Settlements	140	21	1	15,500
Zanzibar and Pemba	1,019	349	113	3	1,44,924	2,25,995	43,311	34,675	300
Kenya Colony	383	32	17	..	3	80,955	7,038	3,250	200	870
Tanganyika Territory	411	72	88,767	17,514	66
Seychelles	211	236	44	24	18	41,321	49,738	10,150	4,275	2,000
Other British Possessions	1	1	3	..	2	391	158	910	..	388
TOTAL BRITISH EMPIRE	1,939	3,207	2,514	807	1,510	4,08,381	6,38,890	3,11,705	1,76,546	3,51,210

No. 12—continued

ARTICLES, AND COUNTRIES OF FINAL DESTINATION; ALSO SHARE OF EACH PROVINCE.	QUANTITY					VALUE				
	1930-31	1931-32	1932-33	1933-34	1934-35	1930-31	1931-32	1932-33	1933-34	1934-35
	Tons	Tons	Tons	Tons	Tons	R	R	R	R	R
Sugar—continued										
<i>Sugar, 23 Dutch Standard and above (I. G.)—continued</i>										
Maskat Territory and Trucial										
Oman	349	680	1,130	1,396	781	47,867	1,28,284	1,39,226	3,52,388	1,91,944
Other Native States in Arabia	121	406	311	95	..	24,192	40,667	39,356	19,757	24
Iraq	239	400	36	105	24	48,767	1,26,817	4,150	16,530	3,500
Iran	605	616	..	488	252	1,12,878	1,81,776	80	85,075	54,220
Italian East Africa (Somaliland and Eritrea)	70	2	39	47	26	11,020	200	4,680	11,340	7,230
Other Foreign Countries	28	24	6	..	1	7,498	6,080	1,151	206	135
TOTAL FOREIGN COUNTRIES	1,412	2,418	1,522	2,131	1,084	2,52,222	4,92,024	1,88,692	4,85,303	2,57,068
<i>Share of Bengal</i>	20
" <i>Bombay</i>	2,508	2,792	549	1,132	824	5,38,724	6,84,906	81,566	1,92,939	1,33,704
" <i>Sind</i>	843	2,833	3,487	1,866	1,770	1,16,809	3,41,808	4,28,731	1,68,910	4,75,090
TOTAL	3,351	5,025	4,036	2,098	2,504	6,55,553	10,26,514	5,00,297	6,01,849	6,08,884
<i>Sugar below 23 Dutch Standard but not below 16 Dutch Standard (I. G.)—</i>										
TOTAL BRITISH EMPIRE	7	2,230	..	30
TOTAL FOREIGN COUNTRIES	13	2	2,188	200
<i>Share of Bengal</i>	30
" <i>Bombay</i>	7	2,230
" <i>Sind</i>	13	2	2,188	200
TOTAL	13	2	7	2,188	200	2,230	..	30
<i>Sugar, 15 Dutch Standard and below (I. G.)—</i>										
Hongkong	76	..
United States of America— <i>Via Atlantic Coast</i>	8,528	63,678	..
Other Foreign Countries	10	900
TOTAL FOREIGN COUNTRIES	8,528	10	63,678	900
<i>Share of Bengal</i>	8,528	63,678	..
" <i>Bombay</i>	10	75	900
TOTAL	8,528	10	63,753	900
Total Sugar—										
Aden and Dependencies	75	75	7	9	6	3,908	9,000	825	1,000	1,120
Bahrain Islands	220	1,772	2,094	521	1,212	38,005	2,24,397	2,53,157	1,23,395	3,18,548
Ceylon (<i>excluding Maldives</i>)	200	125	20	56	15	23,000	13,000
Straits Settlements	146	21	1	15,500
Zanzibar and Pemba	639	1,019	856	113	3	1,44,924	2,26,905	45,541	24,675	300
Kenya Colony	383	32	17	..	3	80,955	7,038	3,250	200	870
Tanganyika Territory	411	72	88,767	17,514	66
Seychelles	211	236	44	24	18	41,821	49,738	10,150	4,275	2,000
Other British Possessions	1	1	3	..	2	371	158	910	75	418
TOTAL BRITISH EMPIRE	1,039	3,207	2,521	867	1,510	4,03,331	5,83,890	3,13,935	1,76,621	3,51,846

GENERAL EXPORTS

(794)

FOREIGN MERCHANDISE

No. 12—continued

ARTICLES, AND COUNTRIES OF FINAL DESTINATION; ALSO SHARE OF EACH PROVINCE	QUANTITY					VALUE				
	1930-31	1931-32	1932-33	1933-34	1934-35	1930-31	1931-32	1932-33	1933-34	1934-35
Sugar—concluded										
Total Sugar—continued	Tons	Tons	Tons	Tons	Tons	R	R	R	R	R
Maskat Territory and Trucial Oman	362	882	1,130	1,396	781	50,055	1,28,484	1,39,225	3,52,333	1,91,944
Other Native States in Arabia	121	408	311	95	10	24,192	49,667	39,356	19,757	924
Iraq	239	490	36	105	24	48,767	1,26,817	4,150	16,530	3,500
Iran	605	616	..	488	252	1,12,878	1,91,776	30	85,075	54,229
Italian East Africa (Somal- land and Eritrea)	70	2	39	47	26	11,020	200	4,680	11,340	7,230
United States of America— Vid Atlantic Coast	8,528	63,678	..
Other Foreign Countries	28	24	6	..	1	7,408	5,880	1,151	268	185
TOTAL FOREIGN COUNTRIES	1,425	2,420	1,522	10,059	1,094	2,54,410	4,92,824	1,88,592	5,48,981	2,57,968
Share of Bengal	8,528	..	30	63,678	..
“ Bombay	2,508	2,792	556	1,732	834	5,38,724	6,24,906	33,795	1,93,014	1,34,724
“ Sind	556	2,835	3,487	1,866	1,770	1,18,997	3,41,808	4,18,721	4,68,910	4,76,090
TOTAL	3,584	5,627	4,043	11,526	2,604	6,57,741	10,26,714	5,02,527	7,25,902	6,09,814
Tea—										
Black (I. H.)—	Lbs.	Lbs.	Lbs.	Lbs.	Lbs.					
Zanzibar and Pemba	9,911	5,000
Other British Possessions	85	152	560	2,974	217	100	239	513	1,370	141
TOTAL BRITISH EMPIRE	85	10,063	560	2,974	217	100	5,239	513	1,370	141
Maskat Territory and Trucial Oman	2,232	1,559	14,424	4,818	..	1,326	1,072	10,270	3,156
Iraq	10,770	4,224	5,881	3,942	20	7,904	2,350	4,102	3,075	15
Other Foreign Countries	2,778	8,530	278	1,533	..	2,114	6,448	215	1,120	..
TOTAL FOREIGN COUNTRIES	13,548	14,986	7,668	19,899	4,838	10,018	10,103	5,389	14,465	3,171
Share of Bombay	13,593	24,061	5,832	9,510	45	10,073	14,261	4,158	6,231	36
“ Sind	938	1,970	13,363	4,818	..	1,713	1,374	9,554	3,156
“ Burma	40	60	426	..	192	46	28	370	..	120
TOTAL	16,633	26,049	8,228	32,873	5,055	10,118	15,402	5,902	15,835	3,312
Green (I. H.)—	Lbs.	Lbs.	Lbs.	Lbs.	Lbs.					
TOTAL BRITISH EMPIRE	4	618	..	100	..	12	700	..	106
Japan	49,550	..	4	8,502	..	8
Other Foreign Countries	1,350	620	704	5,443	6,292	1,530	690	640	2,545	3,030
TOTAL FOREIGN COUNTRIES	50,900	620	708	5,443	6,292	10,032	690	648	2,545	3,030
Share of Bengal	49,550	8,502
“ Bombay	1,350	620	1,322	5,443	6,292	1,530	690	1,340	2,545	3,136
“ Sind	4	4	12	8
TOTAL	50,900	624	1,326	5,443	6,292	10,032	702	1,348	2,545	3,136
Total Tea—	Lbs.	Lbs.	Lbs.	Lbs.	Lbs.					
Zanzibar and Pemba	9,911	5,000
Other British Possessions	85	156	1,178	2,974	317	100	251	1,218	1,370	247
TOTAL BRITISH EMPIRE	85	10,067	1,178	2,974	317	100	5,251	1,218	1,370	247

No. 12—continued

ARTICLES, AND COUNTRIES OF FINAL DESTINATION; ALSO SHARE OF EACH PROVINCE	QUANTITY					VALUE				
	1930-31	1931-32	1932-33	1933-34	1934-35	1930-31	1931-32	1932-33	1933-34	1934-35
	Lbs.	Lbs.	Lbs.	Lbs.	Lbs.	R	R	R	R	R
Tea—continued										
Total Tea—continued										
Maskat Territory and Trucial Oman	2,232	1,559	14,424	4,818	..	1,325	1,072	10,270	3,156
Iran	10,770	4,224	5,331	8,987	5,000	7,902	2,300	4,101	5,195	1,976
Japan	49,550	..	4	8,502	..	8
Other Foreign Countries	4,128	9,150	982	1,951	1,312	3,644	7,138	855	1,545	1,070
TOTAL FOREIGN COUNTRIES	64,448	15,606	8,376	25,362	11,130	27,050	10,853	6,037	17,010	6,201
Share of Bengal	49,550	3,503
.. Bombay	14,943	24,681	7,154	14,951	6,437	11,603	14,951	5,498	3,826	3,172
.. Sind	942	1,974	13,363	4,318	..	1,125	1,332	9,554	3,156
.. Burma	40	50	428	..	192	45	28	370	..	120
TOTAL	64,533	25,673	9,554	28,313	11,447	20,150	16,104	7,250	18,380	6,448
Textiles—										
Cotton—										
RAW (II. M)—										
United Kingdom (including Channel Islands)	21	27	61	330	42	24,903	24,525	38,441	2,10,527	31,310
Ceylon (excluding Maldives)	31	136	4	4	..	32,000	1,45,800	2,500	5,000	..
Other British Possessions	20	112	13
TOTAL BRITISH EMPIRE	52	163	65	334	42	56,903	1,70,125	40,961	2,15,639	31,323
Germany	248	77	333	..	150	1,51,378	42,400
Belgium	16	6,400
France	5	24	9,000	14,600
Spain	28	15,330
Italy (including France)	19	66	..	33,300	37,050	..
Japan	18	..	53	243	570	15,260	55	48,045	2,04,151	3,76,090
Other Foreign Countries	1	40	30	185
TOTAL FOREIGN COUNTRIES.	42	..	53	557	716	57,033	85	48,195	3,93,179	4,55,005
Share of Bombay	24	163	113	521	630	1,14,503	1,70,210	89,156	3,36,202	4,16,608
.. Sind	370	128	333	2,22,618	70,785
TOTAL	94	163	113	891	758	1,14,836	1,70,210	89,156	6,08,819	4,86,393
Twist and yarn (III. P)—										
United Kingdom (including Channel Islands)	1,938	1,446	37,975	50	600	2,030	1,312	24,816	37	647
Aden and Dependencies	13,700	5,000	20,300	8,900	23,600	15,135	4,360	13,400	7,350	19,345
Palestine	3,200	6,300	8,600	2,635	5,240	7,779
Ceylon (excluding Maldives)	9,479	7,060	7,960	8,513	9,162	8,877	6,555	7,577	7,269	7,415
Other British Possessions	324	1,438	900	1,156	2,300	1,062	1,600	1,050	1,221	3,126
TOTAL BRITISH EMPIRE	25,991	14,944	70,335	25,418	44,262	28,004	13,837	49,478	21,117	38,311
Turkey, Asiatic	600	..	53,900	820	..	34,405
Syria	10,200	1,500	50,400	58,100	89,100	16,770	2,400	33,270	44,275	26,475
Maskat Territory and Trucial Oman	41,751	17,600	14,920	47,533	57,188	38,170	12,295	8,785	33,942	34,673
Iraq	10,000	25,772	3,600	3,100	17,000	11,735	27,148	3,050	7,160	14,250
Iran	289,091	450,781	1,220,200	390,500	84,600	2,61,658	3,88,454	8,50,784	2,73,066	67,560
Japan	8,823	5,127
Egypt	900	604	26,700	15,700	18,600	990	2,800	22,175	15,102	17,190
French Somaliland	31,316	16,300	10,800	17,900	20,000	37,990	11,775	15,740	14,055	16,300
Other Foreign Countries	2,900	..	2,522	4,300	4,900	4,025	..	2,450	3,606	5,775
TOTAL FOREIGN COUNTRIES	386,158	512,557	1,338,749	542,183	804,061	3,71,383	4,44,872	9,37,024	3,91,399	2,21,755

GENERAL EXPORTS

FOREIGN MERCHANDISE

No. 12—continued

ARTICLES, AND COUNTRIES OF FINAL DESTINATION; ALSO SHARE OF EACH PROVINCE	QUANTITY					VALUE				
	1930-31	1931-32	1932-33	1933-34	1934-35	1930-31	1931-32	1932-33	1933-34	1934-35
Textiles—continued										
Cotton—continued										
<i>Twist and Yarn (III. P)—</i>										
<i>continued</i>	Lbs.	Lbs.	Lbs.	Lbs.	Lbs.					
<i>Share of Bengal</i>	500	..	2,523	603	..	1,417
<i>„ Bombay</i>	410,189	527,214	1,371,109	564,591	332,462	3,90,567	4,58,587	9,61,886	4,10,570	2,64,333
<i>„ Sind</i>	13,338	4,236
<i>„ Madras</i>	1,060	267	37,475	1,480	142	24,213
<i>„ Burma</i>	900	3,050	..	1,300	2,448	..
TOTAL	412,149	527,531	1,409,084	567,551	348,323	3,99,837	4,58,729	9,86,502	4,13,013	2,60,066
MANUFACTURES—										
<i>Canvas (III. P)—</i>	Yards	Yards	Yards	Yards	Yards					
TOTAL BRITISH EMPIRE	724	166	310	19	1,480	772	217	931	29	938
TOTAL FOREIGN COUNTRIES	600	..	1,076	17	25	420	..	1,176	26	50
<i>Share of Bengal</i>	324	166	285	..	1,420	432	217	910	..	923
<i>„ Bombay</i>	400	..	751	38	40	340	..	905	64	16
<i>„ Sind</i>	600	..	360	..	25	420	..	296	..	60
TOTAL	1,324	166	1,386	36	1,485	1,192	217	2,111	64	988
<i>Handkerchiefs and Shaws</i>	No.	No.	No.	No.	No.					
<i>in the piece (III. P)—</i>										
<i>Bahrain Islands</i>	8,400	6,749	..
<i>Other British Possessions</i>	2,688	328	2,196	7,818	25,528	980	253	970	1,508	4,285
TOTAL BRITISH EMPIRE	2,688	328	2,196	16,218	25,528	980	253	970	7,867	4,285
<i>Iraq</i>	..	18,000	10,800	32,616	1,075	1,020	13,568	..
<i>Other Foreign Countries</i>	..	3,000	800	..	2,922	..	900	500	..	900
TOTAL FOREIGN COUNTRIES	400	21,000	11,400	32,616	2,922	1,000	2,676	2,120	13,568	900
<i>Share of Bengal</i>	..	60	100	..	119	28
<i>„ Bombay</i>	3,016	21,328	13,596	47,634	28,360	2,580	2,709	3,090	20,927	6,160
<i>„ Madras</i>	1,209	498	..
<i>„ Burma</i>	72	20
TOTAL	3,088	21,388	13,596	48,834	28,450	2,680	2,829	3,090	21,426	6,185
<i>Hosiery (III. P)—</i>										
<i>Aden and Dependencies</i>	5,989	1,905	2,270	3,720	3,050
<i>Bahrain Islands</i>	4,955	2,065	3,035	3,131	8,723
<i>Kenya Colony</i>	7,915	12,305	12,425	9,000	3,575
<i>Tanganyika Territory</i>	6,475	2,800	1,160	2,400	200
<i>Other British Possessions</i>	9,581	4,030	3,030	4,805	8,553
TOTAL BRITISH EMPIRE	34,665	23,605	22,512	23,206	24,706

No. 12—continued

ARTICLES, AND COUNTRIES OF FINAL DESTINATION; ALSO SHARE OF EACH PROVINCE	QUANTITY					VALUE				
	1930-31	1931-32	1932-33	1933-34	1934-35	1930-31	1931-32	1932-33	1933-34	1934-35
Textiles—continued										
Cotton—continued						R	R	R	R	R
MANUFACTURES—continued										
Hosiery (III. P)—continued										
Maskat Territory and Trucial Oman	—	—	—	—	—	7,149	6,509	2,605	3,425	10,235
Other Native States in Arabia	—	—	—	—	—	5,280	1,300	3,255	2,431	5,877
Iraq	—	—	—	—	—	1,985	5,970	3,507	765	1,373
Iran	—	—	—	—	—	6,151	1,242	..	1,76	654
Japan	—	—	—	—	—	625	..	130	150	5,606
Portuguese East Africa	—	—	—	—	—	8,080	4,985	4,730	2,870	1,153
Other Foreign Countries	—	—	—	—	—	5,273	3,200	2,147	475	5,217
TOTAL FOREIGN COUNTRIES	—	—	—	—	—	34,543	27,206	16,464	11,281	30,015
Share of Bengal	—	—	—	—	—	801	635	3,407
“ Bombay	—	—	—	—	—	62,046	45,323	36,876	29,543	36,611
“ Sind	—	—	—	—	—	2,885	3,393	1,847	3,044	11,442
“ Madras	—	—	—	—	—	589	2,947
“ Burma	—	—	—	—	—	3,147	1,360	280	1,600	314
TOTAL	—	—	—	—	—	69,408	50,711	38,988	34,487	54,721
Lace and patent net (III. P)—	Yards	Yards	Yards	Yards	Yards					
TOTAL BRITISH EMPIRE	1,208	1,285	..
Share of Bombay	1,208	1,285	..
Piece goods—										
Groy (unbleached) (III. P)—	Yards	Yards	Yards	Yards	Yards					
Aden and Dependencies	605,050	526,922	76,366	463,812	200,700	1,35,980	1,17,460	16,631	77,388	43,165
Bahrain Islands	315,550	516,073	405,302	144,493	51,825	85,822	1,11,780	86,077	38,550	12,875
Ceylon (excluding Maldives)	105,756	28,852	320,821	530,724	507,200	31,074	6,611	84,409	1,14,347	1,32,878
Straits Settlements	22,690	46,800	17,142	5,600	11,126	6,177	12,862	11,716	1,258	2,218
Zanzibar and Pemba	13,400	16,800	8,400	47,300	37,400	4,050	7,147	3,016	15,405	15,485
Kenya Colony	418,631	290,946	156,100	59,568	20,201	87,082	69,771	38,085	15,927	11,325
Tanganyika Territory	39,400	55,300	55,700	80,800	144,524	11,680	15,135	15,775	23,135	47,595
Anglo-Egyptian Sudan	24,224	146,100	52,600	338,957	414,425	7,280	27,580	12,350	70,093	90,450
Seychelles	58,724	71,212	65,600	49,500	3,500	14,766	15,615	15,610	12,850	985
Other British Possessions	33,869	30,117	2,000	998	26,180	9,458	8,943	400	634	3,384
TOTAL BRITISH EMPIRE	1,636,494	1,733,212	1,160,031	1,721,087	1,516,261	3,93,249	3,92,404	2,84,018	3,09,595	3,00,360
Maskat Territory and Trucial Oman	332,200	314,359	536,786	804,463	562,922	73,704	60,220	1,19,274	2,05,217	1,33,259
Other Native States in Arabia	196,017	242,156	185,941	422,366	221,300	41,083	32,218	29,305	85,313	46,577
Iraq	4,739,980	2,773,100	2,079,400	1,443,800	1,207,700	11,42,864	6,32,857	6,99,213	3,52,320	3,06,200
Iran	489,850	156,717	244,704	81,030	..	1,11,014	49,637	56,770	15,078	..
Japan	4,110	10,038	1,038	1,064	9,728	605
Egypt	59,400	..	500	12,450	..	120	..
Portuguese East Africa	151,729	62,980	154,652	47,970	110,375	46,595	15,550	37,430	10,656	26,045
French Somaliland	40,500	45,000	10,500	8,800	..
Other Foreign Countries	10,563	2,160	1,147	..	5,900	2,621	875	914	..	1,000
TOTAL FOREIGN COUNTRIES	5,924,149	3,610,872	4,143,130	2,864,167	2,109,835	14,23,945	8,03,863	9,48,406	6,87,232	5,14,886

GENERAL EXPORTS

(798)

FOREIGN MERCHANDISE

No. 12—continued

ARTICLES, AND COUNTRIES OF FINAL DESTINATION: ALSO SHARE OF EACH PROVINCE	QUANTITY					VALUE				
	1930-31	1931-32	1932-33	1933-34	1934-35	1930-31	1931-32	1932-33	1933-34	1934-35
Text as—continued						R	R	R	R	R
Cotton—continued										
MANUFACTURES—continued										
Piece-goods—continued										
Grey (unbleached) (III. P)— continued	Yards	Yards	Yards	Yards	Yards					
Share of Bengal	7,799	11,396	1,747	19,038	98	1,558	4,010	1,004	9,728	30
" Bombay	7,494,520	5,261,850	5,255,367	4,180,916	3,638,710	17,99,375	11,72,162	12,03,257	10,26,015	3,57,032
" Sind	11,200	6,320	1,898	80,300	50,080	3,620	1,550	276	19,827	12,562
" Madras	47,124	74,519	44,251	5,600	37,208	12,041	18,646	17,828	1,258	5,572
TOTAL	7,560,648	5,344,084	5,303,161	4,586,854	3,626,006	18,17,194	11,90,267	12,27,424	10,56,828	8,76,246
White (bleached) (III. P)—	Yards	Yards	Yards	Yards	Yards					
United Kingdom (including Channel Islands)	12,015	21,012	2,760	9,282	44,927	9,294	7,443	690	3,405	10,402
Aden and Dependencies	66,957	16,504	73,612	120,211	44,718	24,580	4,205	16,290	30,112	19,410
Bahrain Islands	805,571	371,253	422,042	250,109	216,886	81,274	86,112	88,501	57,414	42,991
Ceylon (excluding Maldives).	214,500	56,366	172,440	797,945	422,011	85,668	16,649	41,787	1,88,520	1,10,006
Straits Settlements	100,806	121,753	27,068	51,128	38,036	53,658	48,098	6,085	10,965	7,587
Zanzibar and Pemba	65,484	17,753	7,744	3,825	12,603	23,870	6,035	2,775	870	3,000
Kenya Colony	35,927	119,976	23,193	193,067	147,468	14,160	32,715	8,900	29,035	44,844
Tanganyika Territory	2,957	40,031	9,586	..	3,472	1,076	8,150	1,360	..	1,076
Anglo-Egyptian Sudan	10,000	280,125	87,600	1,806	66,505	14,266
Seychelles	31,418	15,777	51,231	21,000	51,563	12,485	5,080	12,250	4,320	13,175
Other British Possessions	21,849	30,292	19,116	..	14,726	7,433	10,471	5,270	..	4,282
TOTAL BRITISH EMPIRE	867,294	810,706	819,392	1,638,092	1,084,030	3,13,497	2,23,958	1,85,863	3,91,765	2,71,036
Mascat Territory and Trucial Oman	363,934	534,096	369,110	452,810	417,187	96,407	1,12,338	77,062	99,571	77,660
Other Native States in Arabia	211,062	89,946	104,550	197,220	56,912	51,453	20,008	36,222	37,724	11,490
Iraq	850,459	376,418	966,167	1,302,402	285,666	1,83,266	79,985	1,80,067	2,70,656	53,795
Iran	780,874	707,514	1,135,531	2,587,114	423,034	2,26,686	1,68,799	2,53,561	5,53,879	81,765
Afghanistan	55,990	52,958	3,989	14,150	16,575	950	..
Siam	31,000	6,906	..
Egypt	718	..	30,000	449	..	6,050
Portuguese East Africa	28,226	20,800	22,180	2,000	5,800	10,885	5,490	5,650	420	1,225
Other Foreign Countries	12,112	14,072	183	31,462	11,033	4,257	8,414	125	8,192	4,056
TOTAL FOREIGN COUNTRIES	2,252,495	1,797,536	2,770,929	4,557,997	1,184,682	5,74,703	4,04,128	6,76,312	9,78,297	2,29,906
Share of Bengal	8,391	14,460	2,680	3,720	7,597	3,337	3,913	835	686	2,242
 " Bombay	2,779,511	2,218,332	3,466,470	6,031,053	2,078,204	7,82,328	5,31,638	7,33,027	13,27,123	4,63,246
 " Sind	216,129	262,481	105,031	63,376	147,440	54,489	50,086	24,118	15,268	28,949
 " Madras	96,748	106,517	14,200	44,200	14,151	42,940	39,319	2,387	14,418	3,426
 " Burma	11,000	6,452	1,640	62,640	21,320	4,600	3,176	300	19,560	3,770
TOTAL	3,109,770	2,608,242	3,590,021	6,194,989	2,268,712	8,88,200	6,23,086	7,61,165	13,70,052	5,01,632

No. 12—continued

ARTICLES AND COUNTRIES OF FINAL DESTINATION; ALSO SHARE OF EACH PROVINCE	QUANTITY					VALUE				
	1930-31	1931-32	1932-33	1933-34	1934-35	1930-31	1931-32	1932-33	1933-34	1934-35
Textiles—continued						R	R	R	R	R
Cotton—continued										
MANUFACTURES—continued										
Piece-goods—continued	Yards	Yards	Yards	Yards	Yards					
Coloured, printed, or dyed (III. F)—										
United Kingdom (including Channel Islands)	89,053	1,074	46,653	67,753	145,463	30,353	735	10,443	31,517	47,262
Aden and Dependencies	131,399	216,787	441,332	315,306	138,241	46,340	55,029	98,332	64,348	35,050
Bahrain Islands	882,265	1,826,441	1,142,190	571,486	806	2,95,613	4,41,367	2,63,872	1,33,167	1,50,191
Ceylon (excluding Maldives)	436,235	223,837	825,501	320,472	7,373	1,20,232	62,971	2,22,141	73,316	1,84,130
Straits Settlements	159,617	177,832	71,832	518,546	57,127	75,755	75,399	19,667	1,32,312	27,837
Hongkong	8,498	7,164	11,875	13,439	5,143	5,297	2,966	4,424	4,653	2,105
Union of South Africa	13,800	8,300	909	..	500	7,100	4,525	500	400	375
Zanzibar and Pemba	36,403	41,332	7,530	22,702	36,401	12,085	13,010	2,470	5,800	11,020
Kenya Colony	296,033	222,458	60,403	580,501	382,333	67,440	64,335	25,504	1,22,036	65,630
Tanganyika Territory	37,774	137,833	133,200	92,504	40,063	11,775	47,367	23,575	15,292	10,674
Anglo-Egyptian Sudan	9,900	36,000	116,140	266,936	122,030	2,400	13,575	21,230	53,611	20,905
Mauritius and Dependencies	145,950	137,369	53,609	33,400	1,013	33,039	39,374	10,235	14,231	635
Seychelles	116,263	11,330	93,305	69,730	93,634	27,015	2,310	10,200	13,640	19,339
Other British Possessions	10,603	3,513	25,137	5,523	5,000	5,334	543	7,317	1,005	900
TOTAL BRITISH EMPIRE	2,367,353	3,156,424	3,059,200	2,023,453	2,398,632	7,56,923	8,24,356	7,29,010	6,66,453	5,97,764
Belgium	13,593	12,392
Mascat Territory and Trucial Oman	1,537,903	2,037,294	1,729,005	1,656,336	645,679	5,66,441	5,57,523	3,76,245	3,66,070	1,50,549
Other Native States in Arabia	173,334	149,546	245,492	192,375	125,394	70,404	33,029	43,419	43,334	23,191
Iraq	885,432	852,337	2,351,136	2,275,327	375,665	1,99,575	1,73,694	4,23,333	4,31,991	70,465
Iran	1,533,539	1,329,025	5,034,190	6,522,343	991,060	4,25,339	2,37,701	9,02,947	12,40,227	2,04,199
Sumatra	4,400	..	13,037	..	5,322	3,425	..	5,210	..	1,697
Siam	50,971	10,462	10,029	44,193	..	25,215	2,969	3,353	3,639	..
China (exclusive of Hong- kong and Macao)	23,343	10,763	31,297	34,053	27,237	11,769	4,362	12,777	16,340	12,146
Japan	12,040	33,033	13,500	1,707	10,361	3,797
Portuguese East Africa	76,073	76,693	142,973	126,175	34,666	22,325	26,625	25,390	26,066	17,433
French Somaliland	1,300	4,200	23,760	73,513	..	1,150	1,425	3,651	11,205	..
United States of America— West Atlantic Coast	1,254	6	49,535	1,123	..	650	6	17,050	750	..
Other Foreign Countries	57,192	20,792	12,253	40,794	27,052	17,173	5,693	3,333	9,525	6,032
TOTAL FOREIGN COUNTRIES	4,364,392	4,541,625	9,663,750	11,000,370	2,296,125	13,56,363	10,99,334	13,29,944	22,13,907	4,94,424
Share of Bengal	23,333	31,332	3,129	3,433	19,653	12,633	22,959	3,577	3,456	6,333
.. Bombay	3,350,145	2,269,375	12,453,311	13,007,736	4,127,534	17,94,039	17,33,143	24,33,663	26,51,000	9,33,799
.. Sind	675,613	209,000	191,233	340,520	393,037	3,22,997	56,533	45,923	33,313	1,06,933
.. Madras	99,294	70,361	10,251	40,741	74,551	49,036	36,009	4,545	7,297	23,147
.. Burma	73,293	63,021	59,621	537,327	72,992	34,133	25,994	16,341	1,39,136	23,916
TOTAL	6,732,243	7,698,049	12,722,950	13,923,823	4,692,757	21,13,291	19,23,690	25,58,954	28,35,365	10,92,133

GENERAL EXPORTS

(800)

FOREIGN MERCHANDISE

No. 12—continued

ARTICLES, AND COUNTRIES OF FINAL DESTINATION, ALSO SHARE OF EACH PROVINCE	QUANTITY					VALUE				
	1930-31	1931-32	1932-33	1933-34	1934-35	1930-31	1931-32	1932-33	1933-34	1934-35
Toxiles—continued						B	B	R	R	B
Cotton—continued										
MANUFACTURES—continued										
Piece-goods—continued										
Fents of all descriptions (III. P)—	Yards	Yards	Yards	Yards	Yards					
Aden and Dependencies	24,142	..	5,440	6,520	..	1,860
Straits Settlements . . .	1,613	30,204	30,600	725	7,351	5,301
Other British Possessions . .	6,688	..	2,615	1,731	..	558
TOTAL BRITISH EMPIRE	8,301	..	26,757	30,204	36,049	2,456	..	7,078	7,351	7,170
Japan	298,770	66,162
United States of America—										
<i>Pis Atlantic Coast</i>	4,462	5,620	..	28,682	..	1,970	1,039	..	7,398	..
Other Foreign Countries . . .	2,162	7,353	..	7,040	..	770	1,876	..	1,710	..
TOTAL FOREIGN COUNTRIES	6,624	12,973	..	35,722	298,770	2,740	2,914	..	9,117	66,162
<i>Share of Bengal</i>	39,204	51,292	7,351	14,291
<i>Bombay</i>	12,176	4,353	26,757	28,682	134,021	3,825	1,275	7,078	7,398	33,323
<i>Sind</i>	2,750	3,620	..	7,040	149,515	1,379	1,639	..	1,710	28,718
TOTAL	14,025	12,973	26,757	74,926	334,828	5,205	2,914	7,078	16,468	73,332
Total Piece-goods—	Yards	Yards	Yards	Yards	Yards					
United Kingdom (including Channel Islands)	112,068	28,461	51,928	77,193	195,830	52,867	10,193	11,666	34,956	50,538
Aden and Dependencies . . .	803,406	759,213	615,602	899,389	388,059	2,05,850	1,76,694	1,57,923	1,71,846	97,025
Bahrain Islands	1,503,386	2,715,767	1,970,134	966,088	897,517	4,62,709	6,38,159	4,88,510	2,29,137	2,06,057
Ceylon (excluding Maldives)	756,541	314,095	1,318,762	1,619,141	1,749,674	2,46,024	86,281	3,48,337	3,76,692	4,27,663
Straits Settlements	284,726	346,435	116,092	614,478	136,889	1,36,815	1,35,959	37,468	1,52,383	42,993
Federated Malay States . . .	36,234	25,942	14,830	3,086	31,131	10,738	8,338	4,363	480	4,505
Hongkong	14,918	26,608	20,019	13,436	7,728	7,289	8,452	6,417	4,658	3,165
Union of South Africa	13,800	8,300	900	..	6,680	7,100	4,525	500	..	1,875
Zanzibar and Pemba	115,492	78,385	23,674	73,827	86,464	40,005	26,192	3,260	22,075	29,565
Kenya Colony	752,024	633,379	268,798	773,071	559,592	1,69,002	1,66,771	72,464	1,67,648	1,42,790
Tanganyika Territory	79,131	233,169	198,486	173,304	197,059	24,510	71,152	40,700	38,427	59,344
Anglo-Egyptian Sudan	34,124	182,100	178,740	886,368	624,065	9,680	41,155	35,473	1,90,244	1,25,620
Mauritius and Dependencies	150,179	191,487	64,100	83,400	2,038	35,793	41,584	13,285	14,281	1,297
Seychelles	206,405	98,369	210,636	140,280	148,747	54,266	28,505	47,060	30,810	34,040
Other British Possessions . .	7,436	8,612	12,779	3,330	9,300	4,482	1,988	3,031	1,525	2,110
TOTAL BRITISH EMPIRE	4,869,935	5,700,342	5,065,380	6,326,341	5,037,272	14,66,180	14,40,718	12,05,959	14,35,160	12,38,140
Belgium	13,598	12,302
Maskat Territory and Trucial Oman	2,234,637	2,935,749	2,035,801	2,914,159	1,625,788	7,41,892	7,30,086	5,72,581	6,70,658	3,61,471
Other Native States in Arabia	580,903	481,348	625,983	812,461	403,006	1,62,940	91,149	1,13,046	1,71,371	86,253
Iraq	6,475,621	4,001,355	6,296,753	5,921,529	1,849,031	15,25,705	8,86,480	12,97,042	11,04,966	4,30,460

No. 12—continued

ARTICLES, AND COUNTRIES OF FINAL DESTINATION; ALSO SHARE OF EACH PROVINCE	QUANTITY					VALUE				
	1930-31	1931-32	1932-33	1933-34	1934-35	1930-31	1931-32	1932-33	1933-34	1934-35
Textiles—continued										
Cotton—continued										
MANUFACTURES—continued										
Piece goods—concluded										
Total Piece goods—concluded	Yards	Yards	Yards	Yards	Yards					
Iran	2,809,263	2,194,354	6,414,425	9,140,487	1,419,144	7,63,039	6,00,512	12,13,278	18,09,184	2,85,874
Afghanistan	69,560	52,958	3,989	16,911	16,575	950	..
Sumatra	5,000	..	18,037	..	5,822	3,925	..	5,210	..	1,007
Siam	57,653	10,462	12,174	75,192	..	27,035	2,869	4,767	14,945	..
China (exclusive of Hongkong and Macao)	24,668	12,540	31,430	41,300	29,784	12,500	6,721	12,902	10,646	13,257
Japan	4,110	..	12,040	56,596	320,453	1,084	..	1,707	20,904	23,064
Egypt	4,539	59,400	30,000	500	..	2,330	12,450	0,050	120	..
Portuguese East Africa	256,031	160,473	319,810	176,145	200,841	80,305	47,671	68,970	37,141	45,308
Italian East Africa (Somaliland and Eritrea)	34,340	4,800	11,140	43,210	12,359	6,137	1,400	2,330	6,675	2,045
French Somaliland	12,300	16,500	67,260	113,513	..	4,275	3,980	14,131	20,005	..
United States of America— Vid Atlantic Coast	5,716	5,626	49,585	29,810	..	2,629	1,047	17,050	8,148	..
Other Foreign Countries	29,381	10,849	1,113	24,374	18,293	11,622	3,957	1,003	6,550	3,921
TOTAL FOREIGN COUNTRIES	12,547,660	9,963,006	16,577,509	18,458,265	5,835,121	33,57,760	23,10,239	33,48,602	38,93,553	13,04,268
Share of Bengal	45,178	107,147	12,556	64,425	73,640	18,331	30,837	5,476	21,220	19,961
„ Bombay	16,136,351	14,743,910	31,202,405	23,538,437	3,878,459	43,79,618	34,83,268	44,36,925	50,12,196	22,87,445
„ Sind	904,092	436,421	293,165	491,336	745,072	2,32,485	1,09,560	70,319	1,30,632	1,77,162
„ Madras	242,168	251,397	63,602	90,541	125,910	1,04,673	93,773	25,200	22,970	31,145
„ Burma	39,208	74,473	61,161	599,967	94,312	35,733	29,169	16,641	1,51,895	35,635
TOTAL	17,417,595	15,603,343	21,642,389	24,784,606	10,922,393	48,23,890	37,50,957	45,54,621	53,28,713	25,42,398
Rope (III. F)—	Lbs.	Lbs.	Lbs.	Lbs.	Lbs.					
TOTAL BRITISH EMPIRE	..	2,941	123	1,300	100
TOTAL FOREIGN COUNTRIES	112	50
Share of Bombay	112	2,941	123	50	1,300	100
Thread, sewing (III. F)—	Lbs.	Lbs.	Lbs.	Lbs.	Lbs.					
Ceylon (excluding Maldives)	764	5,483	3,488	1,612	4,115	1,758	6,923	7,009	3,625	9,449
Union of South Africa	11,374	13,021	24,002	11,346	13,129	37,783	43,497	71,205	35,870	41,951
Kenya Colony	3,487	2,100	1,882	1,520	782	11,501	2,254	1,703	1,761	1,600
Tanganyika Territory	9,489	3,808	3,028	1,108	..	10,080	3,300	2,950	900	..
Other British Possessions	3,739	4,953	3,363	2,889	3,307	7,408	4,092	5,712	4,415	5,910
TOTAL BRITISH EMPIRE	33,853	29,365	36,858	18,475	21,393	68,530	60,066	88,639	46,571	58,810
Native States in Arabia other than Maskat Territory and Trucial Oman	5,164	2,526	3,980	2,915	4,020	10,325	6,999	8,708	6,290	11,172
Portuguese East Africa	9,287	6,252	23,986	5,974	3,238	10,450	10,461	37,316	15,824	6,150
Other Foreign Countries	4,628	2,968	1,674	582	153	9,438	7,925	3,189	1,739	470
TOTAL FOREIGN COUNTRIES	16,070	11,746	29,640	9,471	7,411	30,213	25,380	49,208	23,853	17,702

GENERAL EXPORTS

(802)

FOREIGN MERCHANDISE

No. 12—continued

ARTICLES, AND COUNTRIES OF FINAL DESTINATION; ALSO SHARE OF EACH PROVINCE	QUANTITY					VALUE				
	1930-31	1931-32	1932-33	1933-34	1934-35	1930-31	1931-32	1932-33	1933-34	1934-35
Textiles—continued						R	R	R	R	R
Cotton—continued										
MANUFACTURES—continued										
Thread, Sewing (III. P) —continued	Lbs.	Lbs.	Lbs.	Lbs.	Lbs.					
Share of Bengal . . .	2,391	1,604	5,457	1,140
Bombay . . .	46,957	37,754	65,013	27,946	28,551	93,135	80,331	1,35,367	70,424	76,132
Sind . . .	34	610	234	..	50	160	3,225	420	..	100
Madras	324	636	200	622
Burma	919	615	..	103	..	1,468	1,433	..	370
TOTAL	49,932	41,111	66,498	27,946	28,804	98,748	86,352	1,37,847	70,424	76,602
Other sorts of manufac- tures (III. P)—	Lbs.	Lbs.	Lbs.	Lbs.	Lbs.					
United Kingdom (including Channel Islands) . . .	5,053	4,340	13,683	193	11,323	7,330	7,337	9,391	299	31,666
Straits Settlements . . .	3	20	29	4,450	112	16	30	87	5,620	166
Other British Possessions	6,132	908	1,409	2,919	4,386	4,796	1,541	1,611	3,473	4,918
TOTAL BRITISH EMPIRE	11,188	5,268	15,121	7,562	15,821	12,192	8,908	11,089	9,392	36,750
France	8,848	..	98	80	..	11,050	..	94	78	..
Japan	50	8	41,509	250	20	40,587
Other Foreign Countries . . .	4,760	9,053	3,543	4,360	2,061	5,873	6,381	2,979	5,444	1,762
TOTAL FOREIGN COUNTRIES	13,608	9,053	3,691	4,448	43,570	16,923	6,381	3,323	5,527	48,349
Share of Bengal	4,108	134	1,395	112	1,318	4,991	515	1,309	300	1,753
" Bombay	11,340	8,495	18,857	5,938	56,198	12,714	7,304	12,253	5,938	31,474
" Sind	3,484	223	224	10,975	1,420	166
" Madras	33	200	560	445	..	19	135	350	445	..
" Burma	326	5,442	..	5,294	1,351	418	7,335	..	6,331	1,701
TOTAL	24,796	14,321	18,312	12,010	59,301	29,115	15,289	14,412	14,929	35,090
Total value of Cotton manu- factures (including Twists and Yarn)—										
United Kingdom (including Channel Islands)	—	—	—	—	—	65,387	20,772	46,497	36,839	92,229
Palestine	—	—	—	—	—	1,445	..	607	5,240	7,779
Aden and Dependencies	—	—	—	—	—	2,27,824	1,83,411	1,54,798	1,83,461	1,21,335
Bahrain Islands	—	—	—	—	—	4,69,501	6,42,814	4,43,270	2,40,844	2,19,570
Ceylon (excluding Maldives)	—	—	—	—	—	2,60,035	1,00,465	3,63,458	3,90,179	4,51,925
Straits Settlements	—	—	—	—	—	1,39,433	1,87,005	38,130	1,61,550	43,159
Federated Malay States	—	—	—	—	—	10,738	8,767	4,363	480	4,505
Hongkong	—	—	—	—	—	7,280	8,517	6,977	4,653	3,190
Union of South Africa	—	—	—	—	—	44,883	49,023	72,605	36,270	43,836
Zanzibar and Pemba	—	—	—	—	—	45,456	20,500	11,570	24,225	34,685
Kenya Colony	—	—	—	—	—	1,89,364	1,82,297	87,333	1,79,235	1,60,374
Tanganyika Territory	—	—	—	—	—	41,065	76,902	44,320	41,727	59,544
Anglo-Egyptian Sudan	—	—	—	—	—	9,680	41,155	35,560	1,90,337	1,28,208
Mauritius and Dependencies	—	—	—	—	—	37,933	42,514	13,390	15,451	1,297
Seychelles	—	—	—	—	—	55,306	23,705	48,335	32,041	37,374
Other British Possessions	—	—	—	—	—	6,135	3,933	6,981	1,725	2,110
TOTAL BRITISH EMPIRE	—	—	—	—	—	16,11,473	15,49,784	13,79,689	15,44,617	14,01,940
Netherlands	—	—	—	—	—	4,520	6,081	878	..	370
Belgium	—	—	—	—	—	12,392	..	140
France	—	—	—	—	—	11,108	..	94	1,613	..

No. 12—continued

ARTICLES, AND COUNTRIES OF FINAL DESTINATION; ALSO SHARE OF EACH PROVINCE	QUANTITY					VALUE				
	1930-31	1931-32	1932-33	1933-34	1934-35	1930-31	1931-32	1932-33	1933-34	1934-35
Textiles—continued						R	R	R	R	R
Cotton—concluded										
MANUFACTURES—concluded										
<i>Total value of Cotton manu- factures (including Twist and Yarn)—continued</i>										
Italy (including Fiume)	—	—	—	—	—	1,052	982	200	4,718	5,000
Turkey, Asiatic	—	—	—	—	—	820	..	34,405
Syria	—	—	—	—	—	14,770	2,400	33,270	45,775	26,475
Mascat Territory and Trucial Oman	—	—	—	—	—	7,88,723	7,40,220	5,86,971	7,09,344	4,06,588
Other Native States in Arabia	—	—	—	—	—	1,83,405	99,948	1,26,709	1,80,929	1,06,282
Iraq	—	—	—	—	—	15,40,771	9,29,849	19,08,530	11,27,756	4,46,183
Iran	—	—	—	—	—	10,38,058	8,98,818	20,65,282	20,86,075	3,54,609
Afghanistan	—	—	—	—	—	..	17,911	18,375	950	..
Sumatra	—	—	—	—	—	3,925	..	5,210	..	1,697
Siam	—	—	—	—	—	27,185	2,935	4,767	14,945	..
China (exclusive of Hong- kong and Macao) 4	—	—	—	—	—	12,560	9,784	14,093	19,716	13,257
Japan	—	—	—	—	—	1,865	..	2,467	23,545	1,31,284
Egypt	—	—	—	—	—	4,820	16,250	28,225	15,222	17,190
Portuguese East Africa	—	—	—	—	—	99,687	63,619	1,11,835	55,068	52,911
Italian East Africa (Somal- land and Eritrea)	—	—	—	—	—	6,137	1,550	3,797	9,450	5,312
French Somaliland	—	—	—	—	—	42,890	15,755	30,031	34,210	16,500
United States of America— Vid Atlantic Coast	—	—	—	—	—	5,079	1,897	17,100	8,148	141
“ Pacific “	—	—	—	—	—	800	..
Other Foreign Countries	—	—	—	—	—	11,807	3,140	1,713	2,449	4,915
TOTAL FOREIGN COUNTRIES	—	—	—	—	—	38,12,842	28,16,650	43,57,977	43,39,713	16,23,119
<i>Share of Bengal</i>	—	—	—	—	—	30,062	33,513	3,798	21,520	27,521
“ Bombay	—	—	—	—	—	49,47,021	40,83,872	55,87,292	55,51,332	27,41,220
“ Sind	—	—	—	—	—	2,96,916	1,16,478	72,882	1,35,096	1,23,166
“ Madras	—	—	—	—	—	1,06,791	93,250	59,445	23,913	34,093
“ Burma	—	—	—	—	—	43,616	39,330	18,339	1,62,469	29,079
TOTAL	—	—	—	—	—	54,24,315	43,60,443	57,37,666	58,94,330	30,25,059
TOTAL VALUE OF COTTON, RAW AND MANUFACTURES	—	—	—	—	—	55,39,151	45,30,653	58,26,822	64,93,148	35,11,389
Flax—										
MANUFACTURES—										
<i>Piece-goods (III. T)—</i>	Yards	Yards	Yards	Yards	Yards					
TOTAL BRITISH EMPIRE	147	523	218	279	1,121	334	1,123	205	272	640
France	3,159	9,750
Other Foreign Countries	224	..	141	63	1,500	326	..	136	62	3,000
TOTAL FOREIGN COUNTRIES	224	..	141	63	4,659	326	..	136	62	12,750
<i>Share of Bengal</i>	35	603	..	154	321	266	1,192	..	77	499
“ Bombay	286	20	359	183	4,659	404	21	341	257	12,750
“ Sind	300	160
TOTAL	371	523	359	342	5,780	660	1,123	341	334	13,390
<i>Other sorts (including bags and sacks) (III. T)—</i>	Lbs.	Lbs.	Lbs.	Lbs.	Lbs.					
United Kingdom (including Channel Islands)	8,088	4,721	4,801	2,292	12,453	7,959	8,292	9,398	3,882	2,600
Other British Possessions	802	792	807	2,598	2,039	1,257	837	1,098	1,857	2,254
TOTAL BRITISH EMPIRE	8,890	5,433	5,608	4,890	14,492	9,216	9,129	10,496	5,739	4,854

GENERAL EXPORTS

(804)

FOREIGN MERCHANDISE

No. 12—continued

ARTICLES, AND COUNTRIES OF FINAL DESTINATION; ALSO SHARE OF EACH PROVINCE	QUANTITY					VALUE				
	1930-31	1931-32	1932-33	1933-34	1934-35	1930-31	1931-32	1932-33	1933-34	1934-35
Textiles—continued						R	R	R	R	R
Flax—continued										
MANUFACTURES—continued										
Other sorts (including bags and sacks) (III, T)— continued	Lbs.	Lbs.	Lbs.	Lbs.	Lbs.					
TOTAL FOREIGN COUNTRIES	7,688	6,537	1,526	5,189	1,336	5,836	7,909	1,573	3,296	853
Share of Bengal	1,006	1,790	449	1,165	15,357	892	3,324	605	1,777	5,178
" Bombay	1,763	2,172	1,357	1,871	..	2,138	3,167	1,230	1,297	..
" Sind	2,702	2,268	2,223	2,292	448	4,720	4,040	4,136	3,382	528
" Madras	6,424	4,903	600	4,636	..	4,375	5,862	836	2,562	..
" Burma	4,683	837	2,500	113	23	2,927	145	5,172	17	1
TOTAL	16,573	11,970	7,184	10,077	15,828	15,052	17,038	11,979	9,035	5,707
Total value of Flax Manu- factures—										
United Kingdom (including Channel Islands)	—	—	—	—	—	7,959	8,292	9,398	3,882	2,000
Other British Possessions	—	—	—	—	—	1,591	1,960	1,218	2,129	2,894
TOTAL BRITISH EMPIRE	—	—	—	—	—	9,550	10,252	10,611	6,011	5,404
France	—	—	—	—	—	190	2,422	9,950
Other Foreign Countries	—	—	—	—	—	6,162	7,909	1,513	936	3,053
TOTAL FOREIGN COUNTRIES	—	—	—	—	—	6,162	7,909	1,709	3,358	13,003
Share of Bengal	—	—	—	—	—	1,148	4,926	605	1,354	5,668
" Bombay	—	—	—	—	—	2,642	3,188	1,571	1,554	12,750
" Sind	—	—	—	—	—	4,720	4,040	4,136	3,382	673
" Madras	—	—	—	—	—	4,375	5,862	836	2,562	..
" Burma	—	—	—	—	—	2,927	145	5,172	17	1
TOTAL	—	—	—	—	—	16,712	18,161	12,320	9,369	19,097
Haberdashery and Millinery (III, T)—										
United Kingdom (including Channel Islands)	—	—	—	—	—	1,02,147	1,10,193	93,930	57,169	47,208
Aden and Dependencies	—	—	—	—	—	15,082	6,630	15,400	22,340	23,685
Bahrain Islands	—	—	—	—	—	86,452	89,100	84,478	20,740	22,778
Ceylon (excluding Maldives)	—	—	—	—	—	11,102	12,483	5,170	6,212	13,261
Union of South Africa	—	—	—	—	—	7,965	5,700	5,700	5,833	8,035
Zanzibar and Pemba	—	—	—	—	—	14,695	14,260	11,325	11,965	21,300
Kenya Colony	—	—	—	—	—	87,271	80,284	26,562	38,302	33,783
Tanganyika Territory	—	—	—	—	—	51,417	38,266	35,250	32,480	30,525
Mauritius and Dependencies	—	—	—	—	—	6,300	16,350	4,100	5,685	4,550
Seychelles	—	—	—	—	—	3,225	5,690	3,820	5,350	6,525
Other British Possessions	—	—	—	—	—	12,279	9,296	5,802	8,333	11,627
TOTAL BRITISH EMPIRE	—	—	—	—	—	2,97,985	2,96,252	2,42,037	2,14,409	2,24,177

No. 12—continued

ARTICLES, AND COUNTRIES OF FINAL DESTINATION; ALSO SHARE OF EACH PROVINCE	QUANTITY					VALUE				
	1930-31	1931-32	1932-33	1933-34	1934-35	1930-31	1931-32	1932-33	1933-34	1934-35
Textiles—continued										
Haberdashery and Millinery (III. T) —continued						R	R	R	R	R
France	—	—	—	—	—	2,738	5,663	2,120	855	1,058
Italy (including Fiume)	—	—	—	—	—	5,742	1,460	1,550	1,230	980
Maskat Territory and Trucial Oman	—	—	—	—	—	37,428	31,360	31,980	37,510	34,445
Other Native States in Arabia	—	—	—	—	—	71,031	40,775	23,659	32,800	36,723
Iraq	—	—	—	—	—	23,342	21,612	17,478	9,459	6,940
Iran	—	—	—	—	—	31,162	11,452	7,381	7,384	6,263
Portuguese East Africa	—	—	—	—	—	22,332	21,845	13,154	14,778	19,470
French Somaliland	—	—	—	—	—	35	4,340	11,850	6,000	4,600
United States of America—										
Via Atlantic Coast	—	—	—	—	—	2,709	15,476	20,922	34,331	17,899
" Pacific "	—	—	—	—	—	2,415	3,500	625	246	..
Other Foreign Countries	—	—	—	—	—	10,414	12,155	7,553	6,431	5,485
TOTAL FOREIGN COUNTRIES	—	—	—	—	—	2,09,343	1,70,238	1,38,476	1,61,018	1,38,868
Stars of Bengal	—	—	—	—	—	1,055	323	3,955	325	1,613
" Bombay	—	—	—	—	—	4,66,064	4,32,432	3,30,199	3,22,187	3,11,108
" Sind	—	—	—	—	—	18,953	13,587	33,080	38,093	36,996
" Madras	—	—	—	—	—	3,597	7,049	4,303	..	2,641
" Burma	—	—	—	—	—	17,909	13,199	8,966	4,322	5,788
TOTAL	—	—	—	—	—	6,07,278	4,66,490	3,80,518	3,65,427	3,58,045
Silk—										
Raw (II. O)—	Lbs.	Lbs.	Lbs.	Lbs.	Lbs.					
Adon and Dependencies	800	..	200	50	200	5,100	..	500	200	300
Bahrain Islands	150	1,560	1,738	2,730	1,977	900	8,610	10,570	14,900	10,320
Other British Possessions	180	..	9,011	1,400	..	3,379
TOTAL BRITISH EMPIRE	950	1,560	2,118	2,780	11,188	6,000	8,610	12,470	15,100	13,990
France	31,360	8,000
Iraq	2,849	200	..	663	..	14,600	800	..	1,530	..
China (exclusive of Hong- kong and Macão)	7,580	47	32,075	350
Other Foreign Countries	1,484	1,175	1,307	1,663	956	8,980	5,420	7,254	4,719	3,744
TOTAL FOREIGN COUNTRIES	11,893	32,782	1,307	2,326	956	55,655	14,570	7,254	6,299	3,744
Share of Bengal	31,360	215	..	8,000	325
" Bombay	12,843	2,157	2,570	3,873	2,783	61,655	10,650	13,844	17,600	15,664
" Sind	325	355	1,233	135	..	4,630	6,880	3,739	375
" Burma	9,011	3,379
TOTAL	12,843	34,342	3,425	5,106	12,144	61,655	23,180	19,724	21,309	17,743
Silk yarn, noils and wools (III. B)—	Lbs.	Lbs.	Lbs.	Lbs.	Lbs.					
Bahrain Islands	708	820	652	1,739	1,950	3,300	3,300	3,410	6,805	6,920
Other British Possessions	810	809	3,100	1,700
TOTAL BRITISH EMPIRE	1,518	1,629	652	1,739	1,950	6,400	5,000	3,410	6,805	6,920

GENERAL EXPORTS

(806)

FOREIGN MERCHANDISE

No. 12—continued

ARTICLES, AND COUNTRIES OF FINAL DESTINATION; ALSO SHARE OF EACH PROVINCE	QUANTITY					VALUE				
	1930-31	1931-32	1932-33	1933-34	1934-35	1930-31	1931-32	1932-33	1933-34	1934-35
Textiles—continued						R	R	R	R	R
Silk—continued										
<i>Silk yarn, wool and waste</i> (III. R)—continued	Lbs.	Lbs.	Lbs.	Lbs.	Lbs.					
Maskat Territory and Trucial Oman	4,704	3,060	3,944	7,317	5,776	26,818	14,863	17,080	25,185	21,080
Other Native States in Arabia	1,097	200	100	400	660	5,214	800	400	1,425	1,820
Japan	900	6,786
Other Foreign Countries	210	46	100	809	184	300
TOTAL FOREIGN COUNTRIES	6,011	3,306	4,944	7,717	6,436	32,826	16,847	24,266	26,610	23,200
<i>Share of Bengal</i>	900	6,786
<i>" Bombay</i>	7,529	4,935	4,696	9,456	8,386	39,236	20,847	20,890	33,415	30,120
TOTAL	7,529	4,935	5,596	9,456	8,386	39,236	20,847	27,676	33,415	30,120
MANUFACTURES—										
<i>Goods of silk mixed with other materials</i> (III. R)—	Yards	Yards	Yards	Yards	Yards					
United Kingdom (including Channel Islands)	1,250	1,200	1,230	6,184
Aden and Dependencies	3,379	120,869	4,905	91,597
Bahrain Islands	20,148	12,455
Ceylon (excluding Maldives)	4,500	10,784	232,899	1,450	3,309	2,36,013
Straits Settlements	64,383	47,876
Zanzibar and Pemba	2,500	20,122	900	15,560
Kenya Colony	900	2,500	96,765	300	690	77,685
Anglo-Egyptian Sudan	73,442	37,756
Other British Possessions	290	975	1,800	1,000	9,985	468	2,900	1,050	394	5,905
TOTAL BRITISH EMPIRE	3,669	975	6,700	18,934	639,903	5,374	2,900	2,800	6,523	5,31,029
Italy (including Fiume)	6,450	14,080	..
Native States in Arabia other than Maskat Territory and Trucial Oman	10,150	7,797
Iraq	19,277	9,500
Other Foreign Countries	16,720	..	5,100	..	8,335	4,638	..	2,645	..	6,745
TOTAL FOREIGN COUNTRIES	16,720	..	5,100	6,450	37,762	4,638	..	2,645	14,030	24,042
<i>Share of Bengal</i>	3,000	..	706	1,995	..	4,324
<i>" Bombay</i>	19,379	975	8,200	24,484	676,640	8,905	2,900	3,450	20,603	5,50,304
<i>" Sind</i>	500	400
<i>" Burma</i>	510	319	707	443
TOTAL	20,389	975	11,800	24,484	677,665	10,012	2,900	5,445	20,603	5,55,071
<i>Silk piece goods</i> (III. R)—	Yards	Yards	Yards	Yards	Yards					
United Kingdom (including Channel Islands)	366	656	19	178	8,918	929	1,115	73	189	20,911
Aden and Dependencies	10,625	12,800	74,887	188,076	267,770	11,000	9,400	67,277	1,37,338	1,58,356
Bahrain Islands	11,000	5,300	..	1,100	81,747	9,050	7,800	..	1,300	26,400
Ceylon (excluding Maldives)	240	74,501	655,760	550	63,265	4,34,455
Straits Settlements	76,132	58,533
Hongkong	4,500	3,542	4,840	10,025
Zanzibar and Pemba	250	400	19,940	71,871	..	300	650	11,050	37,135
Kenya Colony	6,780	13,500	148,330	262,228	418,094	8,840	9,725	1,06,826	1,24,150	2,37,442
Tanganyika Territory	60	5,050	27,800	89,350	..	300	2,850	13,120	52,375
Anglo-Egyptian Sudan	83,110	123,020	50,172	71,842
Mauritius and Dependencies	2,750	9,250	150	1,900	5,900	300
Other British Possessions	705	300	530
TOTAL BRITISH EMPIRE	33,411	36,108	232,141	665,582	1,742,312	34,709	38,765	1,79,106	4,06,574	10,97,889
Belgium	4,100	6,332
Italy (including Fiume)	825	1,059	2,917	1,325	..	1,850	1,629	6,690	2,000
Maskat Territory and Trucial Oman	1,945	1,000	400	3,782	12,338	1,960	800	600	1,633	3,150
Other Native States in Arabia	5,675	11,200	2,900	3,500	34,925	6,200	11,150	3,500	1,350	27,448
Iraq	2,664	18,386	15,249	36,211	1,250	2,290	16,474	12,530	20,220	600
Egypt	25	42,750	34	23,650	..
Iran	5,009	55,220	3,720	35,890
China (exclusive of Hongkong and Macao)	1,194	4,635	2,020	2,804	6,040	2,650
Japan	3,450	..	500	175	7,150	4,895	..	1,100	820	6,775
Other Foreign Countries	1,120	6,077	1,215	4,725	8,495	2,000	5,621	4,297	2,305	4,060
TOTAL FOREIGN COUNTRIES	25,157	42,123	25,858	94,060	122,723	30,201	41,985	23,656	62,168	87,573

No. 12—continued.

ARTICLES, AND COUNTRIES OF FINAL DESTINATION; ALSO SHARE OF EACH PROVINCE	QUANTITY					VALUE				
	1930-31	1931-32	1932-33	1933-34	1934-35	1930-31	1931-32	1932-33	1933-34	1934-35
Textiles—continued										
Silk—continued										
MANUFACTURE—continued										
Silk piece goods (III. R) —continued	Yards	Yards	Yards	Yards	Yards					
Share of Bengal	2,573	..	175	3,534	..	3,156	..	320	15,795
“ Bombay . . .	50,312	70,016	257,492	758,139	1,810,731	55,319	64,716	2,01,643	4,66,933	11,37,111
“ Sind . . .	7,950	2,690	500	1,100	25,250	9,235	2,622	1,100	1,300	24,257
“ Burma . . .	306	3,552	7	178	19,970	456	10,106	19	189	8,999
TOTAL	58,568	76,231	257,999	759,642	1,865,535	64,910	80,600	2,03,762	4,68,742	11,85,422
Thread for sewing (III. R)—	Lbs.	Lbs.	Lbs.	Lbs.	Lbs.					
TOTAL BRITISH EMPIRE	..	902	200	..	4,200	800
TOTAL FOREIGN COUNTRIES	..	100	600
Share of Bombay	1,062	200	..	4,800	800
Other sorts (III. R)—										
United Kingdom (including Channel Islands) . . .	Lbs.	Lbs.	Lbs.	Lbs.	Lbs.					
Other British Possessions . . .	321	112	110	..	730	640	800	440	..	4,150
TOTAL BRITISH EMPIRE	1,485	2,001	110	..	1,122	29,194	37,440	440	190	7,950
TOTAL FOREIGN COUNTRIES	453	252	407	492	112	3,200	2,025	2,625	5,369	100
Share of Bengal	190	..
“ Bombay . . .	1,922	2,143	457	50	1,224	32,140	32,135	2,765	478	7,550
“ Sind	34	60	432	6,020	300	4,891	..
“ Burma . . .	10	28	10	254	310	500
TOTAL	1,938	2,253	517	492	1,234	32,394	39,465	3,065	5,559	8,050
Total value of Silk Manu- factures (including Silk Yarn)—										
United Kingdom (including Channel Islands) . . .	—	—	—	—	—	29,483	38,255	73	1,809	30,895
Aden and Dependencies . . .	—	—	—	—	—	18,505	10,100	67,277	2,37,838	2,51,253
Bahrain Islands . . .	—	—	—	—	—	12,350	14,400	3,850	8,105	49,015
Ceylon (excluding Maldives) . . .	—	—	—	—	—	550	1,700	1,450	66,568	6,70,468
Straits Settlements . . .	—	—	—	—	—	1,06,958
Hongkong . . .	—	—	—	—	—	4,340	10,025
Zanzibar and Pemba . . .	—	—	—	—	—	..	500	650	11,950	52,695
Kenya Colony . . .	—	—	—	—	—	9,840	10,025	1,06,128	1,24,840	3,15,127
Tanganyika Territory . . .	—	—	—	—	—	640	300	3,450	18,120	57,100
Anglo-Egyptian Sudan . . .	—	—	—	—	—	50,172	1,09,597
Mauritius and Dependencies . . .	—	—	—	—	—	1,900	5,990	800
Other British Possessions . . .	—	—	—	—	—	469	2,900	980	400	1,180
TOTAL BRITISH EMPIRE	—	—	—	—	—	76,677	88,205	1,85,756	4,20,062	16,44,588
Belgium . . .	—	—	—	—	—	9,132
Italy (including Fiume) . . .	—	—	—	—	—	..	2,134	1,627	20,770	2,000
Mascat Territory and Trucial Oman . . .	—	—	—	—	—	28,778	15,663	10,255	27,318	30,830
Other Native States in Arabia . . .	—	—	—	—	—	11,414	12,550	3,900	3,275	37,165
Iraq . . .	—	—	—	—	—	2,290	16,474	12,530	20,520	10,100
Iran Culina (exclusive of Hong- kong and Macao) . . .	—	—	—	—	—	8,529	38,890
Japan . . .	—	—	—	—	—	2,804	7,140	2,550
Egypt . . .	—	—	—	—	—	5,435	..	9,731	320	8,675
Other Foreign Countries . . .	—	—	—	—	—	..	100	34	30,250	300
TOTAL FOREIGN COUNTRIES	—	—	—	—	—	70,875	60,407	58,192	1,08,227	1,84,915

GENERAL EXPORTS

(808)

FOREIGN MERCHANDISE

No. 12—continued

ARTICLES, AND COUNTRIES OF FINAL DESTINATION; ALSO SHARE OF EACH PROVINCE	QUANTITY					VALUE				
	1930-31	1931-32	1932-33	1933-34	1934-35	1930-31	1931-32	1932-33	1933-34	1934-35
Textiles—continued										
Silk—concluded										
MANUFACTURES—concluded										
<i>Total value of Silk Manufactures (including Silk yarn)—concluded</i>										
Share of Bengal . . .	—	—	—	—	—	..	3,166	3,781	510	20,119
“ Bombay . . .	—	—	—	—	—	1,35,600	1,26,398	2,28,748	5,21,429	17,25,886
“ Sind . . .	—	—	—	—	—	9,835	3,648	1,400	6,191	24,357
“ Burma . . .	—	—	—	—	—	1,417	10,416	19	189	9,242
TOTAL	—	—	—	—	—	1,46,552	1,48,612	2,38,948	5,28,819	17,79,508
<i>Total value of Silk, Raw and Manufactures</i>	—	—	—	—	—	2,08,207	1,71,792	2,58,672	5,49,718	17,07,246
Wool, raw (II. F)—	Lbs.	Lbs.	Lbs.	Lbs.	Lbs.					
United Kingdom (including Channel Islands) . . .	2,566,698	3,696,383	2,100,375	2,551,810	859,971	17,74,845	17,69,522	7,96,809	9,31,782	2,99,018
Canada—Vid Atlantic coast	63,360	20,875
Other British Possessions . . .	5	112	700	5	150	780
TOTAL BRITISH EMPIRE	2,566,703	3,696,495	2,101,075	2,551,810	923,321	17,74,850	17,69,672	7,97,589	9,31,782	3,19,893
Germany . . .	32,228	6	5,435	67,552	75,348	12,720	5	2,388	18,721	20,050
Belgium	258,803	113,369	67,748	81,080
France . . .	40,830	27,440	8,960	92,717	57,450	35,700	14,000	3,600	25,200	20,700
Greece (including Crete)	54,250	13,025
Japan	45,910	7,915
United States of America—Vid Atlantic Coast . . .	2,359,789	5,439,505	1,657,532	7,644,227	5,030,632	10,26,750	18,89,378	4,94,183	20,75,336	11,60,614
Other Foreign Countries . . .	3,528	3,070	..	1,472	12,022	1,760	705	..	400	2,602
TOTAL FOREIGN COUNTRIES	2,436,355	5,470,921	1,671,927	8,064,771	5,389,981	10,76,030	10,04,088	5,00,171	21,87,400	12,56,655
Share of Bengal . . .	1,616,166	3,354,963	1,228,642	5,316,217	4,141,848	6,65,726	12,58,079	3,66,638	10,24,746	6,97,012
“ Bombay . . .	40,432	30,240	11,788	60,430	46,366	30,720	14,630	3,370	18,770	20,160
“ Sind . . .	3,338,495	5,181,313	2,562,572	5,339,884	2,124,986	21,55,329	24,01,051	9,27,702	20,75,616	8,69,376
“ Burma . . .	5	5
TOTAL	4,993,038	9,066,516	3,803,002	10,616,581	6,313,202	28,51,780	36,73,760	12,97,710	31,19,182	16,70,548
MANUFACTURES—										
Piece goods (III. S)—	Yards	Yards	Yards	Yards	Yards					
United Kingdom (including Channel Islands) . . .	4,710	289	28	70	1,140	8,751	1,066	250	282	5,110
Aden and Dependencies . . .	529	766	651	7,507	16,664	3,054	2,625	1,280	4,615	24,975
Bahrain Islands . . .	810	624	2,053	5,088	6,404	1,300	3,040	4,560	4,025	9,150
Ceylon (excluding Maldives) . . .	2,422	3,072	..	13,761	32,691	3,980	6,443	..	9,535	32,890
Hongkong . . .	1,842	261	214	150	50	5,835	961	789	487	150
Zanzibar and Periba . . .	1,991	1,287	..	966	1,695	5,265	2,750	..	1,730	3,360
Kenya Colony . . .	8,892	3,298	3,917	9,279	30,712	20,655	9,225	3,796	15,048	58,120
Mauritius and Dependencies . . .	68	224	..	5,810	617	480	515	..	10,843	1,200
Other British Possessions . . .	2,190	100	..	1,893	3,322	4,972	375	..	2,375	5,168
TOTAL BRITISH EMPIRE	22,954	10,121	6,863	43,924	93,295	53,842	27,000	15,825	48,945	1,40,120
Germany . . .	3,451	12	..	4,000	..	9,220	67	..	4,000	..
Netherlands	4,646	12,866
Belgium	981	3,443	359	2,700	8,560	683
Mascat Territory and Trucial Oman . . .	14	1,000	..	2,291	3,627	90	3,000	..	4,959	7,325
Iraq . . .	94	2,532	2,141	2,761	80	123	2,050	6,030	2,700	160
Other Native States in Arabia . . .	304	..	725	2,341	16,417	1,700	..	1,540	4,195	22,782
Iran . . .	7,959	5,517	320	1,960	6,300	17,558	15,458	2,350	4,665	6,505
Japan . . .	7,823	..	534	1,255	5,424	3,625	..	2,203	2,480	11,720
Egypt . . .	20	4,401	120	9,834
Portuguese East Africa . . .	600	2,143	700	6,070
Other Foreign Countries . . .	1,286	5,393	504	1,141	348	3,463	7,651	2,057	4,646	450
TOTAL FOREIGN COUNTRIES	21,550	25,734	5,155	19,792	32,555	36,599	58,996	16,880	36,214	50,134

No. 12—continued

ARTICLES, AND COUNTRIES OF FINAL DESTINATION; ALSO SHARE OF EACH PROVINCE	QUANTITY					VALUE				
	1930-31	1931-32	1932-33	1933-34	1934-35	1930-31	1931-32	1932-33	1933-34	1934-35
Textiles—continued						R	R	R	R	R
Wool—continued										
MANUFACTURES—continued										
Piece goods (III. S)— continued	Yards	Yards	Yards	Yards	Yards					
<i>Share of Bengal</i>	2,838	..	534	4,307	77	4,044	..	2,203	4,489	544
“ <i>Bombay</i>	30,348	30,006	9,307	53,079	121,707	72,442	66,734	24,267	66,705	1,80,339
“ <i>Sind</i>	3,405	771	2,177	6,330	2,129	9,430	3,799	6,035	14,965	6,568
“ <i>Madras</i>	250	613
“ <i>Burma</i>	7,823	5,078	1,687	3,625	13,463	3,159
TOTAL	44,504	35,855	12,018	63,716	125,850	90,441	83,906	32,505	85,159	1,00,263
Shawls (III. S)—	No.	No.	No.	No.	No.					
TOTAL BRITISH EMPIRE	860	499	..	180	2,187	2,660	2,796	..	750	7,730
<i>Native States in Arabia (other than Maskat Territory and Trucial Oman)</i>	2,790	232	..	100	..	14,300	2,000	..	600	..
<i>Other Foreign Countries</i>	50	63	851	600	200	300	879	4,330	900	960
TOTAL FOREIGN COUNTRIES	2,750	295	851	600	200	14,600	2,879	4,330	1,500	960
<i>Share of Bombay</i>	3,560	741	851	780	1,980	16,960	1,929	4,330	2,250	6,975
“ <i>Sind</i>	50	62	200	300	240	960
“ <i>Madras</i>	1	207	..	6	755
TOTAL	3,610	794	851	780	2,387	17,260	5,175	4,330	2,250	8,690
Other sorts (III. S)—	Lbs.	Lbs.	Lbs.	Lbs.	Lbs.					
<i>United Kingdom (including Channel Islands)</i>	592,778	844,900	493,800	335,255	274,579	17,32,072	21,87,375	12,38,040	7,01,620	5,30,250
<i>Palestine</i>	4,017	12,400	5,210	7,434	3,664	10,600	33,544	14,025	20,090	8,550
<i>Aden and Dependencies</i>	1,871	1,958	7,496	4,305	6,288	4,806	2,545	8,801	4,263	6,460
<i>Bahrain Islands</i>	1,518	1,671	5,859	2,725	3,959	2,683	2,125	6,925	2,872	4,525
<i>Ceylon (excluding Maldives)</i>	899	1,506	1,063	2,047	5,090	2,107	2,750	2,775	3,257	7,353
<i>Straits Settlements</i>	507	815	2,439	2,171	4,045	1,396	1,007	3,695	4,056	14,109
<i>Union of South Africa</i>	881	5,062	..	16	112	2,686	7,655	..	20	500
<i>Kenya Colony</i>	8,376	1,355	1,631	1,577	5,092	14,350	4,146	4,073	4,225	6,514
Canada—										
<i>Via Atlantic Coast</i>	682	4,390	3,616	9,044	10,340	6,430	11,442	13,960	20,604	18,375
<i>Commonwealth of Australia</i>	228	..	16	..	3,088	360	..	50	..	8,310
<i>Other British Possessions</i>	1,727	1,410	1,283	622	3,402	2,390	2,644	1,995	1,050	3,830
TOTAL BRITISH EMPIRE	613,434	875,869	528,818	365,286	319,677	17,80,079	22,55,563	12,95,248	7,62,057	6,08,826
<i>Sweden</i>	11,066	25,736	24,470	57,200
<i>Germany</i>	73,418	3,056	8,100	9,250	2,071	2,35,799	7,980	26,150	10,063	8,915
<i>Netherlands</i>	1,226	560	7,983	15,875	19,478	4,100	1,450	12,844	19,756	35,725
<i>France</i>	2,512	11,579	6,718	84	..	15,725	33,252	15,350	800	..
<i>Switzerland</i>	212	1,047	755	112	35	1,600	7,189	4,325	400	200
<i>Italy (including Fiume)</i>	33,429	14,810	30,268	16,656	244	1,41,784	69,410	77,056	38,690	625

GENERAL EXPORTS

(810)

FOREIGN MERCHANDISE

No. 12—continued

ARTICLES AND COUNTRIES OF FINAL DESTINATION; ALSO SHARE OF EACH PROVINCE	QUANTITY					VALUE				
	1930-31	1931-32	1932-33	1933-34	1934-35	1930-31	1931-32	1932-33	1933-34	1934-35
	Lbs.	Lbs.	Lbs.	Lbs.	Lbs.	R	R	R	R	R
Textiles—continued										
Wool—continued										
MANUFACTURES—continued										
Other sorts (L.I.S.)—continued										
Austria	1,176	0,071	15	9,000	16,410	400
Turkey, European	32,083	55,654	41,586	100,904	60,118	1,12,000	1,85,775	1,12,903	2,31,850	1,09,000
Syria	4,934	0,530	1,480	2,423	1,000	17,749	30,468	3,590	7,205	1,000
Mesopotamian Territory and Trucial Oman	932	376	4,334	5,889	6,931	1,460	498	5,810	6,372	9,378
Other Native States in Arabia	804	4,289	2,787	501	1,995	1,210	7,510	2,600	850	3,246
Iraq	2,294	3,163	2,186	4,494	1,450	2,615	4,000	3,845	5,961	1,767
Iran	1,548	2,550	1,312	502	3,495	2,400	5,293	1,075	1,275	6,157
Java	1,009	2,260	604	8,502	304	2,750	5,519	1,035	9,950	1,000
China (exclusive of Hongkong and Shantung)	8,630	302	74	14	..	25,800	940	225	50	..
Egypt	30,461	17,931	18,105	33,963	15,185	1,00,288	42,849	54,111	88,830	33,550
United States of America—										
Via Atlantic Coast	426,794	123,900	124,212	37,697	4,133	16,09,559	2,97,598	2,71,175	79,315	11,844
" Pacific "	903	56	40	2,775	500	3,360	210	230	3,080	1,800
Other Foreign Countries	4,490	5,284	81,687	2,779	6,052	15,417	13,605	4,854	6,848	15,424
TOTAL FOREIGN COUNTRIES	631,800	274,289	278,407	237,409	1,23,912	22,94,708	7,44,426	6,54,378	5,10,295	2,39,541
Share of Bengal	2,224	1,915	2,335	10,496	5,786	3,353	3,932	6,106	3,618	9,915
" Bombay	406,753	601,248	313,670	177,778	117,024	10,69,613	16,46,930	7,97,415	4,02,314	2,61,313
" Sind	828,226	541,849	489,354	408,540	320,133	29,94,539	14,44,755	11,44,808	8,51,326	5,76,437
" Madras	433	835	497	..	400	1,172	2,190	630	..	555
" Burma	7,998	1,311	369	5,331	247	5,508	2,122	667	10,094	647
TOTAL	1,245,234	1,150,158	806,725	602,605	443,580	40,74,785	29,99,979	19,49,626	12,72,852	8,48,367
Total value of Woollen Manufactures—										
United Kingdom (including Channel Islands)	—	—	—	—	—	17,40,323	21,88,447	12,38,299	7,01,902	5,37,766
Palestine	—	—	—	—	—	11,072	34,239	14,925	21,465	8,550
Aden and Dependencies	—	—	—	—	—	7,860	5,170	10,081	8,878	31,435
Bahrain Islands	—	—	—	—	—	3,983	5,105	11,485	7,147	16,475
Ceylon (excluding Maldives)	—	—	—	—	—	6,397	10,248	2,775	12,792	40,573
Straits Settlements	—	—	—	—	—	3,345	1,007	3,695	4,056	15,527
Hongkong	—	—	—	—	—	5,585	2,131	1,014	487	400
Union of South Africa	—	—	—	—	—	2,393	7,655	..	20	500
Zanzibar and Pemba	—	—	—	—	—	5,265	2,750	520	2,430	4,210
Kenya Colony	—	—	—	—	—	35,405	15,106	12,869	19,273	66,079
Tanganyika Territory	—	—	—	—	—	6,225	450	150	700	3,490
Mauritius and Dependencies	—	—	—	—	—	480	515	..	10,848	1,200
Canada—										
Via Atlantic Coast	—	—	—	—	—	6,430	11,442	13,980	20,604	18,375
Commonwealth of Australia	—	—	—	—	—	360	..	50	..	8,310
Other British Possessions	—	—	—	—	—	465	974	1,100	1,150	3,835
TOTAL BRITISH EMPIRE	—	—	—	—	—	18,36,581	22,35,349	13,10,878	8,11,752	7,56,725
Sweden	—	—	—	—	—	..	24,470	57,200
Germany	—	—	—	—	—	2,45,019	8,047	20,150	23,068	8,915
Netherlands	—	—	—	—	—	4,100	14,316	12,844	19,756	35,725
Belgium	—	—	—	—	—	1,000	2,440	2,700	8,660	1,383
France	—	—	—	—	—	16,645	33,752	15,380	800	..
Switzerland	—	—	—	—	—	1,600	7,189	4,325	400	200
Italy (including Fiume)	—	—	—	—	—	1,43,383	62,806	77,056	38,690	635
Austria	—	—	—	—	—	3,000	16,410	400
Turkey, European	—	—	—	—	—	1,12,000	1,85,775	1,12,903	2,23,850	1,09,000

No. 12—continued

ARTICLES, AND COUNTRIES OF FINAL DESTINATION; ALSO SHARE OF EACH PROVINCE	QUANTITY					VALUE				
	1930-31	1931-32	1932-33	1933-34	1934-35	1930-31	1931-32	1932-33	1933-34	1934-35
						R	R	R	R	R
Textiles—continued										
Wool—continued										
MANUFACTURES—continued										
Total value of Woollen Manufactures—continued										
Syria	—	—	—	—	—	17,749	30,468	3,590	7,266	1,000
Maskat Territory and Trucial Oman	—	—	—	—	—	1,850	3,738	7,910	12,231	18,163
Other Native States in Arabia	—	—	—	—	—	17,210	9,510	4,140	5,645	26,028
Iraq	—	—	—	—	—	2,738	6,050	9,375	8,661	1,927
Iran	—	—	—	—	—	20,048	20,751	3,425	5,940	12,662
Java	—	—	—	—	—	2,760	6,070	1,035	9,950	1,000
China (exclusive of Hongkong and Macão)	—	—	—	—	—	24,739	2,098	2,282	2,646	..
Japan	—	—	—	—	—	4,899	..	3,428	2,689	12,973
Egypt	—	—	—	—	—	1,00,408	52,888	54,111	89,830	33,560
Portuguese East Africa	—	—	—	—	—	5,608	6,771	2,629	530	460
United States of America— Vid Atlantic Coast	—	—	—	—	—	16,09,559	2,97,783	2,73,875	79,315	11,814
„ Pacific „	—	—	—	—	—	3,300	210	230	3,060	1,300
Other Foreign Countries	—	—	—	—	—	8,735	12,964	1,000	6,563	13,490
TOTAL FOREIGN COUNTRIES	—	—	—	—	—	23,45,906	8,03,801	6,75,588	5,48,000	2,90,593
Share of Bengal	—	—	—	—	—	8,797	3,932	8,309	13,107	10,459
„ Bombay	—	—	—	—	—	11,59,016	16,18,643	8,26,012	4,70,269	4,63,627
„ Sind	—	—	—	—	—	30,04,269	14,43,794	11,50,843	8,66,291	5,82,465
„ Madras	—	—	—	—	—	1,172	2,196	630	..	1,923
„ Burma	—	—	—	—	—	9,233	15,585	667	10,094	3,845
TOTAL	—	—	—	—	—	41,82,486	30,89,150	19,86,461	13,59,761	10,47,320
Total value of Wool and Woollens	—	—	—	—	—	70,84,266	67,62,910	32,84,171	44,78,893	20,23,808
Other textiles— Raw (II. Q)—	Owts.	Owts.	Owts.	Owts.	Owts.					
TOTAL BRITISH EMPIRE	87	1,500	..
Spain	419	7,200	..
Other Foreign Countries	1	30	..
TOTAL FOREIGN COUNTRIES	420	7,230	..
Share of Burma	607	8,730	..
Manufactures (III. T)—										
United Kingdom (including Channel Islands)	—	—	—	—	—	70,933	14,095	15,597	24,159	1,18,570
Aden and Dependancies	—	—	—	—	—	33,047	62,803	76,879	2,67,624	2,61,034
Bahrain Islands	—	—	—	—	—	8,605	43,632	44,988	40,093	1,88,054
Ceylon (excluding Maldives)	—	—	—	—	—	43,046	86,341	24,762	6,23,771	4,95,118
Straits Settlements	—	—	—	—	—	1,301	730	2,856	1,400	10,593
Gold Coast (including Br. Man- dated Territory of Togoland)	—	—	—	—	—	6,760	..
Union of South Africa	—	—	—	—	—	238	5,000	..	2,210	13
Zanzibar and Pemba	—	—	—	—	—	20,638	5,035	9,194	11,735	60,865
Kenya Colony	—	—	—	—	—	40,164	55,350	1,31,435	3,07,260	3,64,175
Tanganyika Territory	—	—	—	—	—	29,546	3,465	21,705	14,955	28,100
Anglo-Egyptian Sudan	—	—	—	—	—	8,380	33,572	22,705	4,79,540	3,60,104
Mauritius and Dependancies	—	—	—	—	—	10,630	75,993	18,690	65,616	530
Seychelles	—	—	—	—	—	750	3,130	6,205	6,640	8,541
Fiji Islands	—	—	—	—	—	7,297	3,910	7,394
Other British Possessions	—	—	—	—	—	696	1,630	1,000	500	4,225
TOTAL BRITISH EMPIRE	—	—	—	—	—	2,70,321	3,94,686	3,83,500	10,12,235	18,39,927
Germany	—	—	—	—	—	8,730	805	28,022
Belgium	—	—	—	—	—	7,752
France	—	—	—	—	—	18,368	1,26,590	24	1,741	375
Maskat Territory and Trucial Oman	—	—	—	—	—	1,000	17,850	14,585	1,75,870	55,146
Other Native States in Arabia	—	—	—	—	—	4,635	18,445	40,044	74,125	1,12,239
Syria	—	—	—	—	—	75,000
Iraq	—	—	—	—	—	10,195	4,50,332	2,40,668	8,64,669	11,02,298
Iran	—	—	—	—	—	1,16,976	5,712	242	20,914	1,02,687
Java	—	—	—	—	—	5,600	200
China (exclusive of Hongkong and Macão)	—	—	—	—	—	814	23,125	65	..	1,355
Japan	—	—	—	—	—	1,518	1,750	3,120	10,160	1,05,202
Portuguese East Africa	—	—	—	—	—	12,330	15,495	38,685	49,570	31,595
Other Foreign Countries	—	—	—	—	—	6,602	10,611	13,223	15,947	16,147
TOTAL FOREIGN COUNTRIES	—	—	—	—	—	1,81,268	6,69,800	3,51,256	12,13,821	16,38,617

GENERAL EXPORTS

(812)

FOREIGN MERCHANDISE

No. 12—continued

ARTICLES, AND COUNTRIES OF FINAL DESTINATION; ALSO SHARE OF KAUM PROVINCE	QUANTITY					VALUE				
	1930-31	1931-32	1932-33	1933-34	1934-35	1930-31	1931-32	1932-33	1933-34	1934-35
Textiles—concluded						R	R	R	R	R
Other Textiles—continued										
MANUFACTURES (III. T) —continued.										
Share of Bengal	—	—	—	—	—	30,423	250	4,490	11,639	33,258
„ Bombay	—	—	—	—	—	3,68,003	9,03,017	7,23,038	30,94,145	33,45,973
„ Sind	—	—	—	—	—	22,816	6,095	160	18,865	83,762
„ Madras	—	—	—	—	—	39,362	1,64,689	..	1,422	12,011
„ Burma	—	—	—	—	—	981	595	2,078	16	3,540
TOTAL	—	—	—	—	—	4,51,684	10,64,546	7,34,756	81,26,086	84,78,544
Total value of Textiles, Raw Materials	—	—	—	—	—	30,28,271	38,67,150	14,06,690	37,68,079	20,60,621
Total value of Yarns and Textile Fabrics	—	—	—	—	—	1,07,27,327	91,53,402	90,90,664	1,12,73,292	97,07,568
Total value of Textiles, Raw and Manufactures	—	—	—	—	—	1,37,56,198	1,30,20,652	1,04,97,354	1,60,31,371	1,17,88,189
Tobacco—										
Unmanufactured (I. J)—	Lbs.	Lbs.	Lbs.	Lbs.	Lbs.					
Aden and dependencies	10,140	919	10,012	500
Other British Possessions	17,845	61	3,183	244	..
TOTAL BRITISH EMPIRE	17,845	10,201	919	3,183	10,256	500
United States of America— Vid Atlantic Coast	25	2,145	..	4,248	..	170	1,599	..	7,752	..
Other Foreign Countries	2,044	344	..	4,163	3,896	3,371	462	..	4,651	3,074
TOTAL FOREIGN COUNTRIES	2,069	2,489	..	8,411	3,896	3,541	2,061	..	12,403	3,074
Share of Bengal	16,098	61	3,596	1,822	244	3,074
„ Bombay	1,232	..	43	17,944	919	2,766	..	28	30,647	600
„ Sind	2,145	..	604	1,599	..	622	..
„ Madras	337	344	1,499	103	..	775	462	1,325	246	..
TOTAL	2,069	2,489	17,645	18,612	4,815	3,541	2,061	3,183	31,659	3,574
Manufactured (I. J)—	Lbs.	Lbs.	Lbs.	Lbs.	Lbs.					
United Kingdom (including Channel Islands)	4,499	7,193	3,434	1,983	4,353	13,524	23,100	11,696	7,768	15,301
Aden and Dependencies	931	3,127	1,559	831	5,910	4,685	9,210	6,701	1,872	17,903
Bahrain Islands	754	125	1,421	3,430	..	1,914	500	5,005	9,802
Ceylon (excluding Maldives)	861	470	22	34	3,178	2,345	4,284	87	195	11,386
Straits Settlements	2,838	2,885	..	26	1,271	8,008	2,896	..	55	9,639
Other British Possessions	1,100	766	2,099	445	374	3,588	2,255	4,100	1,409	1,630
TOTAL BRITISH EMPIRE	10,279	15,195	7,179	4,740	19,622	33,050	48,649	23,084	16,304	65,720
Mascat Territory and Trucial Oman	813	595	664	1,485	2,606	4,856	4,002	3,651	5,219	12,183
Other Native States in Arabia	4	1,254	11	6,293
China (exclusive of Hong- kong and Macao)	1,500	1,912	75	..	2,811	7,500	8,720	300	..	4,400
Japan	21	13,822	250	34,568
Other Foreign Countries	1,735	1,857	894	1,220	1,738	10,689	4,976	3,040	3,553	4,145
TOTAL FOREIGN COUNTRIES	4,052	4,304	1,633	2,676	21,631	22,556	17,698	6,991	9,021	61,589
Share of Bengal	10,351	3,600	2,075	..	11,063	37,359	5,554	4,176	..	26,444
„ Bombay	2,309	6,503	2,095	1,355	31,166	10,878	27,434	8,831	7,489	76,296
„ Sind	982	2,170	928	1,935	2,148	5,716	10,439	5,598	5,504	5,605
„ Madras	536	7,050	3,718	3,992	6,314	1,463	17,695	11,470	11,920	18,287
„ Burma	153	231	..	184	436	300	325	..	412	1,777
TOTAL	14,381	19,559	8,812	7,416	40,153	55,608	61,847	30,075	25,325	1,27,309
TOTAL TOBACCO	Lbs. 16,400	Lbs. 22,048	Lbs. 26,457	Lbs. 26,028	Lbs. 44,968	50,147	63,408	33,258	56,984	1,30,833

No. 12—continued

ARTICLES, AND COUNTRIES OF FINAL DESTINATION; ALSO SHARE OF EACH PROVINCE	QUANTITY					VALUE				
	1930-31	1931-32	1932-33	1933-34	1934-35	1930-31	1931-32	1932-33	1933-34	1934-35
						R	R	R	R	R
Toys and Requisites for Games and Sports (in- cluding Fishing Tackle, other than Fire-arms) (III. U)—										
United Kingdom (including Channel Islands)	—	—	—	—	—	52,486	18,983	25,691	19,017	14,570
Union of South Africa	—	—	—	—	—	156	9,392	8,510	1,571	..
Kenya Colony	—	—	—	—	—	1,602	3,288	3,680	677	5,713
Commonwealth of Australia	—	—	—	—	—	7,117	200	311	—	759
Other British Possessions	—	—	—	—	—	6,628	9,176	5,277	12,570	8,556
TOTAL BRITISH EMPIRE	—	—	—	—	—	67,888	41,019	43,469	33,835	29,597
Sweden	—	—	—	—	—	20	8,015	..
Iraq	—	—	—	—	—	2,553	5,631	803	2,798	8,562
Japan	—	—	—	—	—	2,526	43,214	291	2,421	4,766
Other Foreign Countries	—	—	—	—	—	22,536	13,104	15,238	10,129	14,010
TOTAL FOREIGN COUNTRIES	—	—	—	—	—	27,634	61,049	16,332	23,363	27,338
Share of Bengal	—	—	—	—	—	22,733	20,868	6,928	16,783	8,387
" Bombay	—	—	—	—	—	30,090	75,877	36,316	31,718	40,365
" Sind	—	—	—	—	—	36,781	4,807	14,335	6,976	9,163
" Madras	—	—	—	—	—	2,974	517	714	20	1,334
" Burma	—	—	—	—	—	2,944	1,099	1,608	1,701	685
TOTAL	—	—	—	—	—	95,522	1,02,968	59,801	57,198	56,035
Umbrellas (including Para- sols and Sunshades) (III. U)—										
Ceylon (excluding Maldives)	7,078	3,336	250	12,925	4,766	170
Union of South Africa	228	2,748	740	..	144	650	5,100	850	..	200
Other British Possessions	2,731	80	220	2,887	4,418	4,094	940	500	2,735	3,609
TOTAL BRITISH EMPIRE	10,037	6,570	960	2,887	4,812	17,669	10,805	1,350	2,735	4,069
Portuguese East Africa	18,872	6,204	1,565	2,020	1,020	20,110	6,300	2,100	2,330	1,200
Other Foreign Countries	144	234	457	2,571	2,160	300	212	494	2,247	1,756
TOTAL FOREIGN COUNTRIES	19,016	6,438	2,022	4,591	3,180	20,410	6,512	2,594	4,577	2,956
Share of Bengal	1,238	2,300	1,900	4,720
" Bombay	22,032	9,659	2,931	7,471	7,272	25,310	12,495	3,940	7,287	6,249
" Sind	12	1	..	720	..	16	4	..	776
" Madras	5,732	10,825
" Burma	3	37	..	7	..	44	87	..	26	..
TOTAL	29,053	18,008	2,982	7,478	7,992	38,079	17,317	3,944	7,312	7,025

GENERAL EXPORTS

(814)

FOREIGN MERCHANDISE

No. 12—continued

ARTICLES, AND COUNTRIES OF FINAL DESTINATION; ALSO SHARE OF EACH PROVINCE	QUANTITY					VALUE				
	1930-31	1931-32	1932-33	1933-34	1934-35	1930-31	1931-32	1932-33	1933-34	1934-35
						R	R	R	R	R
Vehicles (excluding Locomotives, etc., for Railways)—										
<i>Carriages and carts (including Railway carriages) and parts thereof (III. O)—</i>										
United Kingdom (including Channel Islands) . . .	—	—	—	—	—	2,77,477	2,77,814	1,51,474	1,53,282	1,46,341
Ceylon (excluding Maldives) . . .	—	—	—	—	—	41,845	15,704	11,706	59,504	80,298
Straits Settlements . . .	—	—	—	—	—	13,309	25,442	4,550	3,187	22,207
Commonwealth of Australia . . .	—	—	—	—	—	..	8,000	..	7,045	265
Other British Possessions . . .	—	—	—	—	—	10,048	5,611	8,271	14,695	3,810
TOTAL BRITISH EMPIRE	—	—	—	—	—	3,42,674	3,27,571	1,76,091	2,37,718	2,58,011
Germany	—	—	—	—	—	10,538	5,399	2,341	1,880	4,000
France	—	—	—	—	—	40,694	8,559	24,300	4,025	14,603
Netherlands	—	—	—	—	—	1,000	880	..	500	25,890
United States of America—										
<i>Via Atlantic Coast</i>	—	—	—	—	—	29,920	4,532	14,015	9,975	..
<i> " Pacific "</i>	—	—	—	—	—	..	145	1,250
Other Foreign Countries	—	—	—	—	—	11,487	9,219	4,560	15,344	9,024
TOTAL FOREIGN COUNTRIES	—	—	—	—	—	99,634	28,134	46,466	32,324	53,526
<i>Share of Bengal</i>	—	—	—	—	—	2,63,415	2,66,854	1,53,312	2,41,787	2,64,362
<i> " Bombay</i>	—	—	—	—	—	2,185	5,310	2,212	253	6,703
<i> " Sind</i>	—	—	—	—	—	..	200	..	350	1,000
<i> " Madras</i>	—	—	—	—	—	22,920	175	15,983	14,434	2,600
<i> " Burma</i>	—	—	—	—	—	1,41,788	83,166	31,044	13,213	31,972
TOTAL	—	—	—	—	—	4,42,308	3,55,705	2,22,557	2,70,037	3,00,537
Ships, parts of (including Launches and Boats) (III. O)—										
United Kingdom (including Channel Islands) . . .	—	—	—	—	—	6,200	19,570	1,930	..	3,872
Other British Possessions	—	—	—	—	—	554	..	60	..	550
TOTAL BRITISH EMPIRE	—	—	—	—	—	6,754	19,570	1,990	..	4,422
Netherlands	—	—	—	—	—	10,500	..
Native States in Arabia other than Maskat Territory and Trucial Oman	—	—	—	—	—	24,921
Iran	—	—	—	—	—	20,700	150	..
Other Foreign Countries	—	—	—	—	—	270	3,133	383	..	2,350
TOTAL FOREIGN COUNTRIES	—	—	—	—	—	45,891	3,133	383	10,650	2,350

No. 12—continued

ARTICLES AND COUNTRIES OF FINAL DESTINATION; ALSO SHARE OF EACH PROVINCE	QUANTITY					VALUE				
	1980-31	1981-32	1932-33	1933-34	1934-35	1930-31	1931-32	1932-33	1933-34	1934-35
						R	R	R	R	R
Vehicles (excluding Locomotives, etc., for Railways)—concluded										
Ships, parts of (including Launches and Boats) (III. O)—continued										
Share of Bengal . . .	—	—	—	—	—	..	20,600	403	600	5,752
“ Bombay . . .	—	—	—	—	—	25,075	1,643	76	150	370
“ Sind . . .	—	—	—	—	—	21,870
“ Madras . . .	—	—	—	—	—	200	10,000	300
“ Burma . . .	—	—	—	—	—	5,800	610	1,893	..	350
TOTAL	—	—	—	—	—	52,045	22,753	2,373	10,050	6,772
Other sorts (III. O)—										
United Kingdom (including Channel Islands) . . .	—	—	—	—	—	8,70,230	3,51,272	3,87,576	4,24,227	3,02,200
Palestine . . .	—	—	—	—	—	6,274
Aden and Dependencies . . .	—	—	—	—	—	3,700	7,567	2,018	5,817	9,550
Bahrain Islands . . .	—	—	—	—	—	41,202	9,025	3,550	2,278	6,022
Ceylon (excluding Maldives) . . .	—	—	—	—	—	8,19,024	8,24,882	1,94,398	4,83,712	12,00,030
Straits Settlements . . .	—	—	—	—	—	9,970	4,363	3,800	16,833	55,932
Hongkong . . .	—	—	—	—	—	2,500	..	453	..	5,500
Union of South Africa . . .	—	—	—	—	—	32,489	6,424	2,000	5,800	135
Zanzibar and Pemba . . .	—	—	—	—	—	5,817	11,039	3,813	3,467	6,235
Kenya Colony . . .	—	—	—	—	—	21,320	16,292	36,283	29,895	18,157
Tanganyika Territory . . .	—	—	—	—	—	18,760	6,615	3,268	1,500	6,475
Anglo-Egyptian Sudan . . .	—	—	—	—	—	3,700	38	22,500
Commonwealth of Australia . . .	—	—	—	—	—	7,636	500	10,795	..	3,050
Other British Possessions . . .	—	—	—	—	—	930	6,915	3,173	1,727	1,377
TOTAL BRITISH EMPIRE	—	—	—	—	—	8,27,378	7,44,844	6,50,761	9,75,597	17,97,159
Germany . . .	—	—	—	—	—	5,900	1,486	9,241	982	14,632
Belgium . . .	—	—	—	—	—	75	38,350	23,770	1,800	141
France . . .	—	—	—	—	—	60,425	64,775	38,663	38,747	52,222
Portugal (including Azores and Madeira) . . .	—	—	—	—	—	13,000
Italy (including Rome) . . .	—	—	—	—	—	55,422	58,679	50,345	70,758	65,712
Greece (including Crete) . . .	—	—	—	—	—	..	6,000
Syria . . .	—	—	—	—	—	..	1,235	291	..	9,000
Maskat Territory and Trucial Oman . . .	—	—	—	—	—	8,801	2,235	3,525	23,823	15,366
Other Native States in Arabia . . .	—	—	—	—	—	3,270	..	1,800	870	75,300
Iraq . . .	—	—	—	—	—	11,588	8,464	3,785	3,739	8,173
Iran . . .	—	—	—	—	—	74,208	47,298	43,847	22,892	54,231
Java . . .	—	—	—	—	—	1,978	24,798	401	4,786	240
Siam . . .	—	—	—	—	—	5,859	3,820	5,000	..	1,994
China (exclusive of Hongkong and Macao) . . .	—	—	—	—	—	36,275	5,000	1,500	8,140	20,284
Egypt . . .	—	—	—	—	—	9,320	13,180	9,754	2,090	80,087
Portuguese East Africa . . .	—	—	—	—	—	1,300	2,469	10,376	3,195	1,810
United States of America— Via Atlantic Coast . . .	—	—	—	—	—	48,971	66,688	30,733	18,824	17,003
“ Pacific “ . . .	—	—	—	—	—	550	7,920	3,535	1,115	..
Other Foreign Countries . . .	—	—	—	—	—	9,344	4,117	8,924	1,399	4,508
TOTAL FOREIGN COUNTRIES	—	—	—	—	—	3,33,781	3,56,409	2,50,490	2,04,010	4,40,513
Share of Bengal . . .	—	—	—	—	—	15,104	1,454	..	20	595
“ Bombay . . .	—	—	—	—	—	8,96,903	8,11,815	7,43,343	9,00,739	18,53,500
“ Sind . . .	—	—	—	—	—	1,42,204	1,11,907	87,649	1,38,449	2,05,644
“ Madras . . .	—	—	—	—	—	1,06,098	1,72,147	57,871	1,05,243	1,27,871
“ Burma . . .	—	—	—	—	—	350	3,930	11,983	35,158	50,002
TOTAL	—	—	—	—	—	11,61,159	11,01,253	9,01,251	11,79,007	22,48,672
TOTAL VALUE OF VEHICLES	—	—	—	—	—	16,56,112	14,79,711	11,26,181	14,60,294	25,56,081

GENERAL EXPORTS

(816)

FOREIGN MERCHANDISE

No. 12—continued

ARTICLES, AND COUNTRIES OF FINAL DESTINATION; ALSO SHARE OF EACH PROVINCE	QUANTITY					VALUE				
	1930-31	1931-32	1932-33	1933-34	1934-35	1930-31	1931-32	1932-33	1933-34	1934-35
Wax of all kinds (excluding candles) (II. L)—						R	R	R	R	R
United Kingdom (including Channel Islands)	Owts. 41	Cwts. ..	Cwts. ..	Cwts. 14	Cwts. 309	3,080	224	10,884
Other British Possessions	8	2	54	23	101	200	110	1,283	540	3,385
TOTAL BRITISH EMPIRE	44	2	54	37	470	3,280	110	1,283	764	14,219
TOTAL FOREIGN COUNTRIES	0	18	..	3	54	864	980	..	137	840
Share of Bengal	14	53	224	865
" Bombay	9	18	..	6	18	564	1,090	..	227	1,460
" Sind	2	100
" Madras	41	389	3,030	10,834
" Burma	54	21	82	1,283	450	1,800
TOTAL	50	18	54	40	524	3,644	1,090	1,283	901	15,059
Wood and Timber—										
Teak (II. B)—										
TOTAL BRITISH EMPIRE	Cubic tons 26	Cubic tons 11	Cubic tons ..	Cubic tons ..	Cubic tons ..	3,587	1,275
Iraq	9	99	40	2,105	12,911
Other Foreign Countries	11	4	2,231	829
TOTAL FOREIGN COUNTRIES	20	103	40	4,336	13,740
Share of Bombay	26	11	..	20	103	3,617	1,275	..	4,336	13,740
" Sind	10
TOTAL	26	11	..	20	103	3,627	1,275	..	4,336	13,740
Other kinds of wood and timber (II. B)—										
United Kingdom (including Channel Islands)	12,040	405	5,940	3,102	9,200
Other British Possessions	5,752	3,815	1,464	1,125	820
TOTAL BRITISH EMPIRE	17,792	4,220	7,404	4,227	10,020
Iraq	100	4,809	5,498
Japan	10,330	4,315	2,175
Other Foreign Countries	10,106	3,268	4,492	1,883	2,933
TOTAL FOREIGN COUNTRIES	10,326	3,268	14,822	10,987	10,606
Share of Bengal	400	5,600	3,100	9,445
" Bombay	12,934	3,250	15,274	10,834	9,625
" Sind	3,149	3,058	1,362	1,230	1,616
" Malirae	12,025	775
" Burma	10
TOTAL	28,118	7,483	22,226	15,214	20,086

No. 12—continued

ARTICLES, AND COUNTRIES OF FINAL DESTINATION; ALSO SHARE OF EACH PROVINCE	QUANTITY					VALUE				
	1930-31	1931-32	1932-33	1933-34	1934-35	1930-31	1931-32	1932-33	1933-34	1934-35
Wood and Timber—continued						R	R	R	R	R
MANUFACTURES OF WOOD, other than FURNITURE AND CABINETWARE (III, G)—										
United Kingdom (including Channel Islands)	—	—	—	—	—	8,67,853	7,69,209	4,11,788	2,08,920	2,52,510
Aden and Dependencies	—	—	—	—	—	20	220	6,346	100	1,479
Ceylon (excluding Maldives)	—	—	—	—	—	10,084	20,989	17,394	800	1,039
Other British Possessions	—	—	—	—	—	1,540	3,758	2,592	1,378	1,946
TOTAL BRITISH EMPIRE	—	—	—	—	—	8,78,997	7,94,176	4,38,110	2,11,198	2,60,980
TOTAL FOREIGN COUNTRIES	—	—	—	—	—	6,822	2,659	1,393	5,499	1,910
Share of Bengal	—	—	—	—	—	91,116	79,756	59,653	33,906	27,791
„ Bombay	—	—	—	—	—	2,82,656	1,97,255	1,05,504	95,837	80,398
„ Sind	—	—	—	—	—	1,93,221	1,52,240	1,02,301	71,326	63,246
„ Madras	—	—	—	—	—	3,30,443	3,54,589	1,64,591	9,160	83,690
„ Burma	—	—	—	—	—	18,383	12,396	7,394	6,479	3,966
TOTAL	—	—	—	—	—	8,85,819	7,96,885	4,39,443	2,16,697	2,58,890
Total value of wood and timber	—	—	—	—	—	9,17,564	8,05,593	4,61,669	2,36,847	2,93,316
Postal Articles (V)—										
United Kingdom (including Channel Islands)	—	—	—	—	—	3,811*	1,19,657*	2,933*	48,061	2,308
Gibraltar	—	—	—	—	—	465	377	306	31	447
Aden and Dependencies	—	—	—	—	—	45,789
Ceylon (excluding Maldives)	—	—	—	—	—	9,65,776	5,10,368	7,79,189	0,00,122	3,77,396
Straits Settlements	—	—	—	—	—	166	989	473	407	777
Union of South Africa	—	—	—	—	—	54,010	61,453	29,982	22,342	21,039
Zanzibar and Pemba	—	—	—	—	—	25,494	26,265	25,244	10,425	9,704
Kenya Colony	—	—	—	—	—	43,023	43,031	25,676	12,824	16,782
Tanganyika Territory	—	—	—	—	—	16,753	19,910	10,100	6,789	8,085
Uganda Protectorate	—	—	—	—	—	43,342	42,511	21,976	11,791	38,110
Somaliand Protectorate	—	—	—	—	—	778	655	496	39	28
Mauritius and Dependencies	—	—	—	—	—	58,606	6,379	1,842	1,962	2,768
Seychelles	—	—	—	—	—	1,107	722	278	..	66
Commonwealth of Australia	—	—	—	—	—	12,516	11,720	5,332	1,050	3,842
New Zealand	—	—	—	—	—	1,387	1,453	2,917	1,898	2,576
Fiji Islands	—	—	—	—	—	273	2,749	1,517	1,800	2,246
TOTAL BRITISH EMPIRE	—	—	—	—	—	9,27,577	8,48,229	9,08,360	7,14,821	5,32,022

* Figures of re-exports of postal articles to the United Kingdom from 1922-23 are incomplete, as most of these have been registered and distinguished under exports.

GENERAL EXPORTS

(818)

FOREIGN MERCHANDISE

No. 12—continued

ARTICLES, AND COUNTRIES OF FINAL DESTINATION; ALSO SHARE OF EACH PROVINCE	QUANTITY					VALUE				
	1930-31	1931-32	1932-33	1933-34	1934-35	1930-31	1931-32	1932-33	1933-34	1934-35
Postal Articles (V)—continued						R	R	R	R	R
Denmark	—	—	—	—	—	160
Germany	—	—	—	—	—	10,181	12,524	9,800
France	—	—	—	—	—	1,60,860	1,38,665	1,60,747	3,23,485	2,69,629
Switzerland	—	—	—	—	—	12,132	21,184
Iraq	—	—	—	—	—	1,05,782	1,00,500	81,745	..	7,868
Iran	—	—	—	—	—	75,276	83,657	25,263	..	1,394
Java	—	—	—	—	—	162	..
Siam	—	—	—	—	—	..	940
French Indo-China	—	—	—	—	—	584	638	184	..	768
Philippines China (exclusive of Hongkong and Macao)	—	—	—	—	—	10	1,988	452	..	726
Japan	—	—	—	—	—	3,776	6,016	1,544	2,845	3,664
Egypt	—	—	—	—	—	39,612	28,908	38,112	14,000	18,365
Portuguese East Africa	—	—	—	—	—	11,880	11,538	5,103	4,936	5,574
French Somaliland	—	—	—	—	—	4,012	4,250	2,465	2,147	1,504
United States of America— Vid Atlantic Coast	—	—	—	—	—	1,061	1,739	471	1,601	..
Haiti and St. Domingo	—	—	—	—	—	2,082	3,093	1,701	..	710
TOTAL FOREIGN COUNTRIES	—	—	—	—	—	4,05,775	3,82,013	2,78,198	3,76,558	3,42,029
<i>Share of Bombay</i>	—	—	—	—	—	5,84,370	5,65,603	3,90,356	4,75,016	4,29,322
“ <i>Madras</i>	—	—	—	—	—	7,43,044	6,56,600	7,92,372	6,12,045	4,41,984
“ <i>Burma</i>	—	—	—	—	—	5,938	8,034	3,330	4,316	3,145
TOTAL	—	—	—	—	—	18,33,352	12,30,242	11,86,558	10,91,877	8,74,951
All other Articles of mer- chandise—										
UNMANUFACTURED (II, B)—										
United Kingdom (including Channel Islands)	—	—	—	—	—	47,084	5,609	3,722	90,245	7,022
Gibraltar	—	—	—	—	—	12,917
Other British Possessions	—	—	—	—	—	8,283	1,666	905	2,010	2,938
TOTAL BRITISH EMPIRE	—	—	—	—	—	54,267	7,305	17,544	92,255	9,955
Germany	—	—	—	—	—	24,032	14,488	41,832	1,01,009	1,02,145
Belgium	—	—	—	—	—	5,719	3,090	..	3,246	1,250
Italy (including Fiume)	—	—	—	—	—	4,080	24,000	2,000	600	10,020
Hungary	—	—	—	—	—	5,000
Syria	—	—	—	—	—	8,970
China (exclusive of Hongkong and Macao)	—	—	—	—	—	10,300	..	150
United States of America— Vid Atlantic Coast	—	—	—	—	—	1,98,480	88,186	83,020	2,27,967	6,22,251
Other Foreign Countries	—	—	—	—	—	9,692	7,501	3,900	5,259	9,048
TOTAL FOREIGN COUNTRIES	—	—	—	—	—	2,55,978	1,37,260	1,41,952	3,38,081	7,44,864
<i>Share of Bengal</i>	—	—	—	—	—	6,932	1,690	10,470	3,736	560
“ <i>Bombay</i>	—	—	—	—	—	1,13,558	62,980	23,077	19,201	69,051
“ <i>Sind</i>	—	—	—	—	—	1,84,750	89,845	1,25,549	4,06,424	6,94,353
“ <i>Madras</i>	—	—	—	—	—	..	10	408	..	248
“ <i>Burma</i>	—	—	—	—	—	..	10	..	875	107
TOTAL	—	—	—	—	—	3,10,240	1,44,565	1,59,496	4,30,336	7,54,819

ARTICLES, AND COUNTRIES OF FINAL DESTINATION; ALSO SHARE OF EACH PROVINCE	QUANTITY					VALUE				
	1930-31	1931-32	1932-33	1933-34	1934-35	1930-31	1931-32	1932-33	1933-34	1934-35
						R	Rs	R	R	R
All other Articles of merchandise—continued										
MANUFACTURED (III. U)—										
United Kingdom (including Channel Islands)	—	—	—	—	—	84,445	1,37,301	85,601	98,202	76,313
Palestine	—	—	—	—	—	1,222	600	8,245	450	..
Aden and Dependencies	—	—	—	—	—	8,897	6,568	4,000	1,753	4,375
Bahrain Islands.	—	—	—	—	—	3,296	892	5,334	1,770	3,425
Ceylon (excluding Maldives)	—	—	—	—	—	76,062	62,044	70,698	15,773	12,784
Straits Settlements	—	—	—	—	—	22,705	8,655	5,500	2,961	4,862
Federated Malay States	—	—	—	—	—	8,080	510	..	22	50
Kenya Colony	—	—	—	—	—	12,268	8,765	7,206	8,157	9,005
Commonwealth of Australia	—	—	—	—	—	80	2,404	5,935	991	446
Other British Possessions	—	—	—	—	—	8,108	5,449	3,840	7,157	8,940
TOTAL BRITISH EMPIRE	—	—	—	—	—	2,19,608	2,28,188	1,96,389	1,37,236	1,21,100
FOREIGN COUNTRIES										
Germany	—	—	—	—	—	20,510	5,898	4,720	3,492	270
Belgium	—	—	—	—	—	29,897	4,704	4,656	108	155
Denmark	—	—	—	—	—	..	100	..	1	10,766
France	—	—	—	—	—	942	9,039	2,889	8,376	..
Switzerland	—	—	—	—	—	4,150	200
Italy (including Fiume)	—	—	—	—	—	2,001	3,262	7,007	725	937
Iraq	—	—	—	—	—	24,667	12,381	11,523	4,778	3,584
Iran	—	—	—	—	—	6,579	4,494	6,427	11,400	5,925
Japan	—	—	—	—	—	2,617	2,268	2,407	13,752	5,331
Egypt	—	—	—	—	—	102	477	..	886	90,277
United States of America—										
Via Atlantic Coast	—	—	—	—	—	18,602	1,02,978	8,025	1,644	7,376
" Pacific "	—	—	—	—	—	11,210	5	925	..	50
Other Foreign Countries	—	—	—	—	—	22,089	9,440	13,384	7,271	10,880
TOTAL FOREIGN COUNTRIES	—	—	—	—	—	1,48,456	1,55,046	62,863	53,522	1,41,041
SHARE OF PROVINCES										
Share of Bengal	—	—	—	—	—	16,060	23,321	30,232	43,996	12,993
" Bombay	—	—	—	—	—	2,72,938	3,22,109	1,46,323	1,25,436	2,18,331
" Sind	—	—	—	—	—	14,864	14,142	9,551	7,552	7,493
" Madras	—	—	—	—	—	54,264	18,458	72,471	12,026	17,690
" Burma	—	—	—	—	—	9,950	5,799	575	1,738	5,334
TOTAL	—	—	—	—	—	3,68,064	3,83,829	2,59,252	1,90,768	2,62,141
GRAND TOTAL VALUE OF FOREIGN MERCHANDISE EXPORTED (exclusive of Government Stores)	—	—	—	—	—	5,14,40,815	4,65,86,260	3,21,93,446	3,41,78,569	3,54,56,716
SHARE OF PROVINCES (continued)										
Share of Bengal	—	—	—	—	—	43,17,090	52,45,931	32,35,687	35,17,540	34,13,645
" Bombay	—	—	—	—	—	3,23,21,172	2,84,33,268	1,97,33,172	2,15,58,254	2,38,04,386
" Sind	—	—	—	—	—	1,10,43,710	91,41,349	60,69,776	64,92,807	57,12,182
" Madras	—	—	—	—	—	27,12,109	27,13,669	22,60,233	17,12,568	16,57,077
" Burma	—	—	—	—	—	10,46,234	10,57,993	8,94,628	8,98,410	8,63,927
TOTAL	—	—	—	—	—	5,14,40,815	4,65,86,260	3,21,93,446	3,41,78,569	3,54,56,716

GENERAL IMPORTS

(820)

(GOVERNMENT STORES)

No. 13

QUANTITY and VALUE of IMPORTS of GOVERNMENT STORES into BRITISH INDIA
in each official year from 1930-31 to 1934-35.

NOTE—(1) Articles imported by Government are subject to duty from 1924-25.

(2) Values from the year 1928-29 to 1932-33 have been calculated uniformly at the current rate of exchange.

ARTICLES, AND COUNTRIES OF CONSIGNMENT; ALSO SHARE OF EACH PROVINCE	QUANTITY					VALUE				
	1930-31	1931-32	1932-33	1933-34	1934-35	1930-31	1931-32	1932-33	1933-34	1934-35
GOVERNMENT STORES—						R	R	R	R	R
Apparel (including dra- pery, uniforms, accoutre- ments, but excluding hosiery and boots and shoes)—										
United Kingdom (including Channel Islands)	—	—	—	—	—	0,51,377	7,77,207	4,07,043	3,53,374	4,17,017
Other British Possessions	—	—	—	—	—	378	1,287	144	70	808
TOTAL BRITISH EMPIRE	—	—	—	—	—	0,51,750	7,78,494	4,07,187	3,53,453	4,17,416
Germany	—	—	—	—	—	12,281	..
Iraq	—	—	—	—	—	11,160	25,308
China (exclusive of Hongkong and Macão)	—	—	—	—	—	15,806	380	36
Other Foreign Countries	—	—	—	—	—	..	84
TOTAL FOREIGN COUNTRIES	—	—	—	—	—	26,466	25,762	36	12,231	..
Share of Bengal	—	—	—	—	—	1,99,520	1,60,280	91,277	44,027	5,683
„ Bombay	—	—	—	—	—	1,10,766	2,29,136	2,52,690	2,53,388	3,10,934
„ Sind	—	—	—	—	—	5,74,214	3,65,762	1,08,376	37,230	70,082
„ Madras	—	—	—	—	—	40,644	1,345	1,148	747	761
„ Burma	—	—	—	—	—	53,072	47,748	43,234	35,292	29,955
TOTAL	—	—	—	—	—	9,78,216	8,04,276	4,97,223	3,70,684	4,17,416
Arms, Ammunition, and Military Stores—										
Firearms, and parts there- of—										
United Kingdom (including Channel Islands)	—	—	—	—	—	18,38,832	6,80,023	9,56,906	5,73,601	21,87,567
Other British Possessions	—	—	—	—	—	2,305	1,521	690
TOTAL BRITISH EMPIRE	—	—	—	—	—	18,41,227	6,80,023	9,56,906	5,75,212	21,88,257
China (exclusive of Hong- kong and Macão)	—	—	—	—	—	..	1,292	28,833	4,076	..
Other Foreign Countries	—	—	—	—	—	1,441	854	1,937
TOTAL FOREIGN COUNTRIES	—	—	—	—	—	1,441	2,146	30,770	4,076	..
Share of Bengal	—	—	—	—	—	13,08,108	4,26,530	6,10,777	1,36,383	2,07,260
„ Bombay	—	—	—	—	—	1,22,638	1,41,883	2,31,184	3,37,664	17,54,162
„ Sind	—	—	—	—	—	3,39,399	70,452	1,06,577	35,020	2,13,673
„ Madras	—	—	—	—	—	61,288	899	..	713	1,351
„ Burma	—	—	—	—	—	11,335	34,005	38,333	20,808	1,821
TOTAL	—	—	—	—	—	18,42,668	6,82,769	9,87,676	5,70,288	21,88,257
Other sorts—										
United Kingdom (including Channel Islands)	—	—	—	—	—	28,41,754	16,23,152	28,18,271	17,41,046	24,25,102
Straits Settlements	—	—	—	—	—	1,056	45,208
Hongkong	—	—	—	—	—	568	12,390
Other British Possessions	—	—	—	—	—	1,793
TOTAL BRITISH EMPIRE	—	—	—	—	—	28,42,322	16,23,152	28,15,064	17,42,101	24,82,769
Iraq	—	—	—	—	—	60,894
China (exclusive of Hongkong and Macão)	—	—	—	—	—	6	345	6,784
Egypt	—	—	—	—	—	1,37,301	63	503
Other Foreign Countries	—	—	—	—	—	90	2,198	..	1,796	8,525
TOTAL FOREIGN COUNTRIES	—	—	—	—	—	1,83,791	2,508	6,784	1,796	4,036

No. 13—continued

ARTICLES, AND COUNTRIES OF CONSIGNMENT; ALSO SHARE OF EACH PROVINCE	QUANTITY					VALUE				
	1980-81	1981-82	1982-83	1983-84	1984-85	1980-81	1981-82	1982-83	1983-84	1984-85
GOVERNMENT STORES— <i>continued</i> Arms, Ammunition, and Military Stores—continued						R	R	R	R	R
<i>Other sorts—continued</i>										
Share of Bengal	—	—	—	—	—	1,04,701	76,687	96,967	1,77,439	2,05,352
" Bombay	—	—	—	—	—	8,34,188	3,92,608	3,36,100	3,37,655	6,28,861
" Sind	—	—	—	—	—	14,74,576	11,46,774	23,79,706	12,13,462	16,44,210
" Madras	—	—	—	—	—	84,580	1,201	6,098
" Burma	—	—	—	—	—	33,073	9,391	3,927	15,340	8,381
TOTAL	—	—	—	—	—	25,31,118	16,25,658	28,21,798	17,48,896	24,86,804
<i>Total value of Arms, Am- munition, and Military Stores—</i>										
United Kingdom (including Channel Islands)	—	—	—	—	—	41,80,586	28,08,775	37,70,177	28,14,736	46,12,729
Straits Settlements	—	—	—	—	—	2,577	45,208
Hongkong	—	—	—	—	—	568	13,089
Other British Possessions	—	—	—	—	—	2,395	..	1,793
TOTAL BRITISH EMPIRE	—	—	—	—	—	41,83,540	28,08,775	37,71,970	28,17,313	46,71,026
Iraq	—	—	—	—	—	50,894
China (exclusive of Hong- kong and Macao)	—	—	—	—	—	6	1,537	35,567	4,076	..
Egypt	—	—	—	—	—	1,87,801	248	500
Other Foreign Countries	—	—	—	—	—	1,681	2,872	1,937	1,795	3,585
TOTAL FOREIGN COUNTRIES	—	—	—	—	—	1,90,232	4,652	37,504	5,871	4,035
<i>Share of Bengal</i>										
Share of Bengal	—	—	—	—	—	14,12,879	5,03,217	7,07,744	3,72,822	4,12,602
" Bombay	—	—	—	—	—	9,56,821	5,34,438	5,67,384	7,85,319	23,93,023
" Sind	—	—	—	—	—	18,13,976	12,25,226	24,86,683	12,48,482	18,67,883
" Madras	—	—	—	—	—	1,46,868	2,100	6,098	713	1,351
" Burma	—	—	—	—	—	44,308	43,395	42,765	36,848	10,202
TOTAL	—	—	—	—	—	48,78,781	28,08,427	38,09,474	28,23,184	46,75,061
Books, printed, and printed matter (not being stationery), including maps and charts—										
United Kingdom (including Channel Islands)	—	—	—	—	—	8,70,034	8,01,610	2,25,142	1,53,762	1,60,627
Other British Possessions	—	—	—	—	—	81	311	..	160	265
TOTAL BRITISH EMPIRE	—	—	—	—	—	8,70,068	8,01,921	2,25,142	1,53,922	1,60,892
Germany	—	—	—	—	—	579	3,246	8,900	350	1,854
Other Foreign Countries	—	—	—	—	—	5,802	2,870	4,880	8,617	2,008
TOTAL FOREIGN COUNTRIES	—	—	—	—	—	6,441	6,116	13,270	8,967	3,862
<i>Share of Bengal</i>										
Share of Bengal	—	—	—	—	—	1,80,186	2,00,599	1,08,766	24,298	17,519
" Bombay	—	—	—	—	—	1,50,719	66,572	83,669	96,769	1,07,902
" Sind	—	—	—	—	—	21,472	19,841	14,846	23,900	14,275
" Madras	—	—	—	—	—	16,247	20,271	19,629	16,903	23,483
" Burma	—	—	—	—	—	7,882	6,764	11,013	2,010	1,665
TOTAL	—	—	—	—	—	3,76,506	3,08,087	2,38,412	1,62,889	1,64,844
Hoots and Shoes—										
United Kingdom (including Channel Islands)	Pairs 2,735	Pairs 12	Pairs 1,234	Pairs 244	Pairs 1,263	5,743	100	8,952	1,505	7,936
Other British Possessions	8	16
TOTAL BRITISH EMPIRE	2,735	12	1,237	244	1,263	5,743	109	8,968	1,505	7,936

GENERAL IMPORTS

(822)

(GOVERNMENT STORES)

No. 13—continued

ARTICLES, AND COUNTRIES OF CONSIGNMENT; ALSO SHARE OF EACH PROVINCE	QUANTITY					VALUE				
	1930-31	1931-32	1932-33	1933-34	1934-35	1930-31	1931-32	1932-33	1933-34	1934-35
GOVERNMENT STORES— <i>continued</i>										
Boots and Shoes—continued.	Pairs	Pairs	Pairs	Pairs	Pairs	R	R	R	R	R
<i>Share of Bengal</i>	8	21
" <i>Bombay</i>	2,715	12	59	114	15	5,590	109	586	607	112
" <i>Sind</i>	8	..	1,173	130	1,248	53	..	3,345	898	7,324
" <i>Madras</i>	12	100
" <i>Burma</i>	8	16
TOTAL	2,735	12	1,237	244	1,263	5,743	109	3,968	1,505	7,336
Building and Engineering materials, other than of iron, steel, or wood— Bricks and Tiles—										
Firebricks—	No.	No.	No.	No.	No.					
United Kingdom (including Channel Islands)	1,849	1,332	1,200	1,025	..	981	2,322	725	287	..
<i>Share of Bengal</i>	830	802
" <i>Bombay</i>	19	..	1,200	200	..	51	..	725	45	..
" <i>Sind</i>	1,000	825	..	128	242	..
" <i>Burma</i>	..	1,332	2,322
TOTAL	1,849	1,332	1,200	1,025	..	981	2,322	725	287	..
Other Bricks—	No.	No.	No.	No.	No.					
United Kingdom (including Channel Islands)	1,000	239
<i>Share of Bombay</i>	1,000	239
Tiles—	No.	No.	No.	No.	No.					
United Kingdom (including Channel Islands)	854	8,872	150	..	100	563	6,849	56	..	44
<i>Share of Madras</i>	..	4,122	6,366
" <i>Burma</i>	854	4,750	150	..	100	563	483	56	..	44
TOTAL	854	8,872	150	..	100	563	6,849	56	..	44
Total Bricks and Tiles—	No.	No.	No.	No.	No.					
United Kingdom (including Channel Islands)	2,503	10,004	1,350	1,025	1,100	1,544	9,171	781	287	283
<i>Share of Bengal</i>	830	802
" <i>Bombay</i>	19	..	1,200	200	1,000	51	..	725	45	239
" <i>Sind</i>	1,000	825	..	128	242	..
" <i>Madras</i>	..	4,122	6,366
" <i>Burma</i>	854	6,882	150	..	100	563	2,505	56	..	44
TOTAL	2,503	10,004	1,350	1,025	1,100	1,544	9,171	781	287	283
Cement—	Tons	Tons	Tons	Tons	Tons					
United Kingdom (including Channel Islands)	8,573	3,927	2,856	..	1,790	4,05,877	1,92,004	1,30,671	78	78,229
TOTAL FOREIGN COUNTRIES	28
<i>Share of Bengal</i>	28
" <i>Bombay</i>	1	456	178	4
" <i>Sind</i>	78	..
" <i>Burma</i>	8,572	3,927	2,856	..	1,790	4,05,221	1,91,826	1,30,671	..	78,225
TOTAL	8,573	3,927	2,856	..	1,790	4,05,877	1,92,027	1,30,671	78	78,229

GENERAL IMPORTS

(824)

(GOVERNMENT STORES)

No. 13—continued

ARTICLES, AND COUNTRIES OF CONSIGNMENT; ALSO SHARE OF EACH PROVINCE	QUANTITY					VALUE				
	1930-31	1931-32	1932-33	1933-34	1934-35	1930-31	1931-32	1932-33	1933-34	1934-35
GOVERNMENT STORES— <i>continued</i>						R	R	R	R	R
Drugs, Medicines, and Narcotics—continued										
<i>Drugs—continued</i>										
Quinine salts—										
Quinine sulphate or bisulphate—	Lbs.	Lbs.	Lbs.	Lbs.	Lbs.					
United Kingdom (including Channel Islands)	4	1	150	..	5	3	71
TOTAL FOREIGN COUNTRIES.	1	..	1	18	..	16
<i>Share of Bombay</i>	4	..	1	..	3	130	..	18	6	26
" <i>Sind</i>	20
" <i>Madras</i>	5
TOTAL	4	..	1	..	2	150	..	23	6	20
Quinine hydrochloride or dihydrochloride—	Lbs.	Lbs.	Lbs.	Lbs.	Lbs.					
United Kingdom (including Channel Islands)	49	135	215	73	152	1,252	2,497	3,526	1,080	1,184
TOTAL FOREIGN COUNTRIES	13	..	4	340	..
<i>Share of Bengal</i>	31	79	136	61	59	688	108	494	718	460
" <i>Bombay</i>	..	3	30	11	7	..	1,022	948	345	271
" <i>Sind</i>	..	61	27	10	31	38	1,316	1,014	184	325
" <i>Madras</i>	4	95
" <i>Burma</i>	14	2	22	4	5	435	51	1,064	173	238
TOTAL	49	135	215	86	152	1,256	2,497	3,520	1,420	1,184
Others—	Lbs.	Lbs.	Lbs.	Lbs.	Lbs.					
United Kingdom (including Channel Islands)	50	186	28	286	9	1,366	4,568	1,149	1,216	464
TOTAL FOREIGN COUNTRIES	11
<i>Share of Bengal</i>	18	66	3	274	1	358	1,265	98	683	218
" <i>Bombay</i>	15	12	19	4	7	551	304	709	186	60
" <i>Sind</i>	17	108	6	8	1	457	3,010	342	347	161
" <i>Burma</i>	25
TOTAL	50	186	28	286	9	1,366	4,579	1,149	1,216	464
Other sorts of drugs—										
United Kingdom (including Channel Islands)	—	—	—	—	—	54,709	60,472	39,248	31,080	35,689
Germany	—	—	—	—	—	6,750	1,788	1,447	1,071	55
Other Foreign Countries	—	—	—	—	—	..	1,750	198	138	..
TOTAL FOREIGN COUNTRIES .	—	—	—	—	—	6,750	3,468	1,645	1,209	55
<i>Share of Bengal</i>	—	—	—	—	—	37,081	39,011	27,595	..	26,398
" <i>Bombay</i>	—	—	—	—	—	9,340	883	1,663	91	32
" <i>Sind</i>	—	—	—	—	—	..	1,116	..	7	..
" <i>Madras</i>	—	—	—	—	—	10,679	20,980	7,334	31,057	9,161
" <i>Burma</i>	—	—	—	—	—	4,449	1,965	4,401	1,984	163
TOTAL	—	—	—	—	—	61,549	63,955	40,893	32,189	35,744

No. 13—continued

ARTICLES, AND COUNTRIES OF CONSIGNMENT; ALSO SHARE OF EACH PROVINCE	QUANTITY					VALUE				
	1930-31	1931-32	1932-33	1933-34	1934-35	1930-31	1931-32	1932-33	1933-34	1934-35
GOVERNMENT STORES— <i>continued</i>						R	R	R	R	R
Drugs, Medicines, and Narcotics—concluded										
Medicines and Narcotics—										
United Kingdom (including Channel Islands)	—	—	—	—	—	2,81,995	4,06,996	3,30,356	2,64,547	2,33,302
Other British Possessions	—	—	—	—	—	..	100	2,164	..	862
TOTAL BRITISH EMPIRE	—	—	—	—	—	2,81,995	4,06,996	3,32,520	2,64,547	2,33,754
Germany	—	—	—	—	—	35,761	17,880	14,365	10,912	13,495
Other Foreign Countries	—	—	—	—	—	1,682	4,083	894	2,876	3,057
TOTAL FOREIGN COUNTRIES	—	—	—	—	—	37,443	21,963	15,259	13,788	16,552
Share of Bengal	—	—	—	—	—	2,493	2,731	3,027	19,371	11,684
" Bombay	—	—	—	—	—	1,06,458	1,15,334	84,774	82,356	67,495
" Sind	—	—	—	—	—	69,964	80,209	62,923	46,674	66,780
" Madras	—	—	—	—	—	1,19,274	2,13,911	1,79,125	1,22,420	1,06,360
" Burma	—	—	—	—	—	21,249	16,774	17,930	4,514	10,028
TOTAL	—	—	—	—	—	3,19,438	4,28,959	3,47,779	2,78,335	2,50,306
Total value of Drugs, Medicines and Narcotics—										
United Kingdom (including Channel Islands)	—	—	—	—	—	3,89,562	4,74,483	3,74,278	2,98,779	2,70,740
Other British Possessions	—	—	—	—	—	..	100	2,164	..	862
TOTAL BRITISH EMPIRE	—	—	—	—	—	3,89,562	4,74,583	3,76,442	2,98,779	2,71,102
Germany	—	—	—	—	—	42,615	19,624	15,830	12,133	13,505
Other Foreign Countries	—	—	—	—	—	1,682	5,833	1,092	3,204	3,057
TOTAL FOREIGN COUNTRIES	—	—	—	—	—	44,197	25,457	16,922	15,337	16,622
Share of Bengal	—	—	—	—	—	40,520	43,709	31,214	20,772	23,710
" Bombay	—	—	—	—	—	1,16,479	1,17,549	82,112	82,978	67,858
" Sind	—	—	—	—	—	70,529	85,651	64,279	46,212	66,136
" Madras	—	—	—	—	—	1,30,048	2,34,891	1,86,364	1,52,477	1,14,631
" Burma	—	—	—	—	—	26,183	18,790	23,395	10,671	10,452
TOTAL	—	—	—	—	—	3,83,759	4,99,980	3,93,364	3,14,116	2,87,724
Earthenware and Porce- lain—										
Earthenware (including pipes)—										
United Kingdom (including Channel Islands)	—	—	—	—	—	34,033	31,447	19,568	12,028	21,578
TOTAL FOREIGN COUNTRIES	—	—	—	—	—	3,072	161	458	..	839
Share of Bengal	—	—	—	—	—	3,212	7,419	2,508	1,121	1,086
" Bombay	—	—	—	—	—	15,536	13,739	16,023	6,798	14,749
" Sind	—	—	—	—	—	4,276	3,788	..	761	1,170
" Madras	—	—	—	—	—	3,378	5,155	1,265	3,675	2,366
" Burma	—	—	—	—	—	5,704	1,514	1,931	1,973	3,136
TOTAL	—	—	—	—	—	37,105	31,608	20,021	12,028	22,417
Porcelain—										
Electrical—										
United Kingdom (including Channel Islands)	—	—	—	—	—	281	222	..	14	2,218
Germany	—	—	—	—	—	12,378	..	49

GENERAL IMPORTS

(826)

(GOVERNMENT STORES)

No. 13—continued

ARTICLES, AND COUNTRIES OF CONSIGNMENT; ALSO SHARE OF EACH PROVINCE	QUANTITY					VALUE				
	1930-31	1931-32	1932-33	1933-34	1934-35	1930-31	1931-32	1932-33	1933-34	1934-35
GOVERNMENT STORES— <i>continued</i>						R	R	R	R	R
Earthenware and Porcelain—continued										
<i>Porcelain—contd.</i>										
Electrical—contd. United States of America— Via Atlantic Coast . . .	—	—	—	—	—	127
TOTAL FOREIGN COUNTRIES	—	—	—	—	—	13,005	..	49
<i>Share of Bengal</i>	—	—	—	—	—	11,343
.. Bombay	—	—	—	—	—	1,039
.. Sind	—	—	—	—	—	45
.. Madras	—	—	—	—	—	354	222	49	14	2,218
TOTAL	—	—	—	—	—	13,286	222	49	14	2,218
Other kinds—										
United Kingdom (including Channel Islands)	—	—	—	—	—	9,817	9,006	9,009	4,554	3,708
TOTAL FOREIGN COUNTRIES	—	—	—	—	—	1,434	330	376	132	38
<i>Share of Bengal</i>	—	—	—	—	—	3,161	1,600	1,938	1,192	685
.. Bombay	—	—	—	—	—	213	379	19	1,395	1,167
.. Sind	—	—	—	—	—	5,023	7,659	6,845	1,660	1,750
.. Madras	—	—	—	—	—	2,633	331	642	195	254
.. Burma	—	—	—	—	—	314	253	..
TOTAL	—	—	—	—	—	11,251	9,936	9,444	4,636	3,776
Total value of Earthenware and Porcelain (including pipes of earthenware)—										
United Kingdom (including Channel Islands)	—	—	—	—	—	44,131	41,276	28,637	16,506	27,504
Germany	—	—	—	—	—	16,129	376	140	132	823
Other Foreign Countries	—	—	—	—	—	1,882	115	737	..	84
TOTAL FOREIGN COUNTRIES	—	—	—	—	—	17,511	491	877	132	907
<i>Share of Bengal</i>	—	—	—	—	—	23,221	9,079	4,440	2,313	1,671
.. Bombay	—	—	—	—	—	16,793	14,111	16,012	8,194	16,916
.. Sind	—	—	—	—	—	9,346	11,347	6,846	2,411	2,960
.. Madras	—	—	—	—	—	6,265	6,716	1,966	2,284	4,738
.. Burma	—	—	—	—	—	6,018	1,614	1,231	1,626	3,136
TOTAL	—	—	—	—	—	61,642	41,766	29,514	16,728	28,411
Glass and Glassware—										
<i>Bottles and phials—</i>										
United Kingdom (including Channel Islands)	Gross 8,482	Gross 8,364	Gross 2,950	Gross 2,702	Gross 2,650	96,816	1,05,496	89,784	76,830	65,022
Germany	2,346	625	..	208	7	15,439	1,218	..	1,808	472
United States of America— Via Atlantic Coast	162	..	3	..	3	5,767	49	139	..	54
TOTAL FOREIGN COUNTRIES	2,508	625	3	208	10	21,206	1,267	139	1,808	526
<i>Share of Bengal</i>	1,167	19	727	384	116	19,364	500	9,092	4,229	4,130
.. Bombay	2,879	1,272	786	691	648	34,938	26,814	28,429	13,271	18,340
.. Sind	819	826	632	457	174	27,485	14,811	17,940	8,932	6,934
.. Madras	1,029	1,617	707	1,272	1,037	32,614	59,743	25,671	49,173	33,718
.. Burma	96	255	201	126	755	2,620	6,586	5,791	3,028	3,426
TOTAL	5,990	3,940	2,958	2,910	2,600	1,17,021	1,06,753	89,923	78,633	65,648

No. 13—continued

ARTICLES, AND COUNTRIES OF CONSIGNMENT; ALSO SHARE OF EACH PROVINCE	QUANTITY					VALUE				
	1930-31	1931-32	1932-33	1933-34	1934-35	1930-31	1931-32	1932-33	1933-34	1934-35
						R	R	R	R	R
GOVERNMENT STORES— continued										
Glass and Glassware— continued										
<i>Other glassware—</i>										
United Kingdom (including Channel Islands)	—	—	—	—	—	2,14,137	1,85,934	86,408	70,771	56,309
Other British Possessions	—	—	—	—	—	..	10
TOTAL BRITISH EMPIRE	—	—	—	—	—	2,14,137	1,85,934	86,408	70,771	56,309
Germany	—	—	—	—	—	34,838	27,900	38,723	46,858	30,408
United States of America— Vid Atlantic Coast	—	—	—	—	—	15,274	3,355	3,110	650	224
Other Foreign Countries	—	—	—	—	—	670	633	790	2,652	500
TOTAL FOREIGN COUNTRIES	—	—	—	—	—	50,832	31,888	42,623	50,160	37,217
Share of Bengal	—	—	—	—	—	62,318	42,702	35,672	26,507	17,198
“ Bombay	—	—	—	—	—	67,379	31,523	37,299	46,115	31,369
“ Sind	—	—	—	—	—	40,232	23,732	19,197	16,344	9,971
“ Madras	—	—	—	—	—	66,199	64,344	29,341	22,432	25,909
“ Burma	—	—	—	—	—	28,293	14,081	7,017	9,533	6,171
TOTAL	—	—	—	—	—	2,64,069	1,67,882	1,29,026	1,20,931	93,616
Total value of Glass and Glass- ware—										
United Kingdom (including Channel Islands)	—	—	—	—	—	3,09,952	2,41,470	1,76,187	1,47,601	1,21,421
Other British Possessions	—	—	—	—	—	..	10
TOTAL BRITISH EMPIRE	—	—	—	—	—	3,09,952	2,41,480	1,76,187	1,47,601	1,21,421
Germany	—	—	—	—	—	50,327	29,118	38,723	48,661	30,965
United States of America— Vid Atlantic Coast	—	—	—	—	—	21,041	3,404	3,249	650	278
Other Foreign Countries	—	—	—	—	—	670	633	790	2,652	500
TOTAL FOREIGN COUNTRIES	—	—	—	—	—	72,038	33,155	42,762	51,963	37,743
Share of Bengal	—	—	—	—	—	31,660	43,602	44,764	30,736	21,326
“ Bombay	—	—	—	—	—	1,02,317	57,337	65,728	69,386	52,709
“ Sind	—	—	—	—	—	67,767	38,513	37,137	35,276	15,905
“ Madras	—	—	—	—	—	98,373	1,15,687	68,512	71,806	69,627
“ Burma	—	—	—	—	—	30,923	19,666	12,808	12,561	9,597
TOTAL	—	—	—	—	—	3,81,900	2,74,635	2,18,949	1,99,564	1,50,164
Hardware and Cutlery including agricultural implements and plated- ware—										
United Kingdom (including Channel Islands)	—	—	—	—	—	18,58,665	10,04,420	5,06,315	4,30,986	4,40,706
Other British Possessions	—	—	—	—	—	213	510	136	1,420	2,062
TOTAL BRITISH EMPIRE	—	—	—	—	—	18,58,878	10,04,930	5,06,450	4,32,406	4,40,468
Germany	—	—	—	—	—	22,189	21,159	7,465	6,159	6,346

GENERAL IMPORTS

(828)

(GOVERNMENT STORES)

No. 13—continued

ARTICLES, AND COUNTRIES OF CONSIGNMENT; ALSO SHARE OF EACH PROVINCE	QUANTITY					VALUE				
	1930-31	1931-32	1932-33	1933-34	1934-35	1930-31	1931-32	1932-33	1933-34	1934-35
GOVERNMENT STORES— <i>continued</i>						R	R	R	R	R
Hardware and Cutlery, <i>including agricultural implements and plated ware—continued</i>										
United States of America—										
<i>Vid Atlantic Coast</i>	—	—	—	—	—	55,009	22,612	1,716	9,816	5,828
<i> " Pacific "</i>	—	—	—	—	—	1,081	5,290	887	..	491
<i>Other Foreign Countries</i>	—	—	—	—	—	6,052	86	18	1,751	1,378
TOTAL FOREIGN COUNTRIES	—	—	—	—	—	85,181	48,997	9,601	17,726	14,043
<i>Share of Bengal</i>	—	—	—	—	—	1,77,207	1,13,958	74,592	78,659	71,641
<i> " Bombay</i>	—	—	—	—	—	4,69,684	2,06,626	1,23,901	97,563	1,24,197
<i> " Sind</i>	—	—	—	—	—	8,56,888	5,74,433	4,29,899	1,81,528	2,06,307
<i> " Madras</i>	—	—	—	—	—	1,88,748	91,620	70,011	23,893	22,858
<i> " Burma</i>	—	—	—	—	—	2,46,533	67,397	17,648	68,489	38,488
TOTAL	—	—	—	—	—	19,39,059	10,53,927	5,16,051	4,50,192	4,63,501
Instruments, Apparatus, and Appliances, and parts thereof—										
Musical—										
United Kingdom (including Channel Islands)	—	—	—	—	—	16,705	15,136	7,634	14,078	11,322
TOTAL FOREIGN COUNTRIES	—	—	—	—	—	185	..	225
<i>Share of Bengal</i>	—	—	—	—	—	967	1,516	2,100	903	1,263
<i> " Bombay</i>	—	—	—	—	—	945	5,551	2,583	9,672	1,783
<i> " Sind</i>	—	—	—	—	—	13,274	5,684	1,440	2,233	5,518
<i> " Madras</i>	—	—	—	—	—	1,704	1,770	1,564	173	2,568
<i> " Burma</i>	—	—	—	—	—	..	516	162	1,092	190
TOTAL	—	—	—	—	—	16,890	15,136	7,859	14,078	11,322
Photographic—										
United Kingdom (including Channel Islands)	—	—	—	—	—	1,54,064	1,97,515	1,41,201	1,13,259	1,36,220
Germany	—	—	—	—	—	4,951	8,258	88	1,890	1,870
Other Foreign Countries	—	—	—	—	—	4,221	4,284	323	1,671	545
TOTAL FOREIGN COUNTRIES	—	—	—	—	—	9,172	12,537	856	3,561	2,415
<i>Share of Bengal</i>	—	—	—	—	—	5,406	10,943	5,332	11,098	6,169
<i> " Bombay</i>	—	—	—	—	—	20,118	19,615	29,269	29,006	23,579
<i> " Sind</i>	—	—	—	—	—	88,099	1,20,337	67,321	12,407	12,940
<i> " Madras</i>	—	—	—	—	—	48,613	57,524	46,396	63,214	90,786
<i> " Burma</i>	—	—	—	—	—	..	1,633	429	265	162
TOTAL	—	—	—	—	—	1,63,286	2,10,052	1,41,647	1,16,820	1,38,636

No. 13—continued

ARTICLES, AND COUNTRIES OF CONSIGNMENT; ALSO SHARE OF EACH PROVINCE	QUANTITY					VALUE				
	1930-31	1931-32	1932-33	1933-34	1934-35	1930-31	1931-32	1932-33	1933-34	1934-35
GOVERNMENT STORES— <i>continued</i>						R	R	R	R	R
Instruments, Apparatus, and Appliances, and parts thereof—continued										
<i>Other kinds—</i>										
United Kingdom (including Channel Islands)	—	—	—	—	—	30,59,700	22,63,423	13,92,811	9,96,797	11,71,110
Other British Possessions	—	—	—	—	—	24	1,577	1,768	771	830
TOTAL BRITISH EMPIRE	—	—	—	—	—	30,59,724	22,65,000	13,94,579	9,97,568	11,71,940
Germany	—	—	—	—	—	1,20,443	1,26,171	49,889	62,514	1,00,348
Netherlands	—	—	—	—	—	13,417	1,864	1,158	..	7,377
France	—	—	—	—	—	7,235	3,025	861	9,835	15,971
Italy (including Fiume)	—	—	—	—	—	1,672	595	10,285	1,095	805
United States of America—										
<i>Via Atlantic Coast</i>	—	—	—	—	—	54,321	5,37,270	41,955	13,768	47,188
<i>" Pacific "</i>	—	—	—	—	—	2,074	..	1,720	368	..
Other Foreign Countries	—	—	—	—	—	7,166	5,242	1,553	3,978	2,888
TOTAL FOREIGN COUNTRIES	—	—	—	—	—	2,06,328	6,74,767	1,06,921	92,158	1,74,077
Share of Bengal	—	—	—	—	—	6,09,034	9,11,431	2,72,793	1,48,817	1,76,403
" Bombay	—	—	—	—	—	6,42,044	3,97,243	3,22,662	2,86,917	2,73,810
" Sind	—	—	—	—	—	14,05,788	10,63,918	6,57,049	4,17,366	4,82,544
" Madras	—	—	—	—	—	4,04,554	4,41,992	1,83,719	1,91,633	3,37,096
" Burma	—	—	—	—	—	2,04,532	1,25,133	66,277	44,891	77,164
TOTAL	—	—	—	—	—	32,66,052	29,39,767	15,01,500	10,89,726	13,46,017
Total value of Instruments, Apparatus, and Appliances, and parts thereof—										
United Kingdom (including Channel Islands)	—	—	—	—	—	32,30,469	24,76,074	15,41,736	11,24,129	13,18,632
Other British Possessions	—	—	—	—	—	24	1,577	1,768	771	830
TOTAL BRITISH EMPIRE	—	—	—	—	—	32,30,493	24,77,651	15,43,504	11,24,900	13,19,462
Germany	—	—	—	—	—	1,25,579	1,34,424	50,147	64,404	1,02,218
Netherlands	—	—	—	—	—	13,417	1,864	1,158	..	7,377
France	—	—	—	—	—	7,235	3,025	826	11,401	15,971
Italy (including Fiume)	—	—	—	—	—	1,672	595	10,285	1,695	805
United States of America—										
<i>Via Atlantic Coast</i>	—	—	—	—	—	58,542	5,41,554	41,955	13,768	47,733
<i>" Pacific "</i>	—	—	—	—	—	2,074	..	1,720	368	..
Other Foreign Countries	—	—	—	—	—	7,166	5,242	1,608	4,088	2,888
TOTAL FOREIGN COUNTRIES	—	—	—	—	—	2,15,685	6,67,304	1,07,502	95,719	1,76,492
Share of Bengal	—	—	—	—	—	6,16,407	9,24,039	2,83,225	1,61,648	1,89,835
" Bombay	—	—	—	—	—	6,63,107	4,32,409	3,54,514	3,25,596	3,04,172
" Sind	—	—	—	—	—	15,07,161	11,89,939	7,15,710	4,32,008	5,01,009
" Madras	—	—	—	—	—	4,54,571	5,01,286	2,31,699	2,55,020	4,30,180
" Burma	—	—	—	—	—	2,04,832	1,27,222	55,858	46,348	77,515
TOTAL	—	—	—	—	—	34,46,178	31,64,955	16,51,006	12,20,810	14,95,974

GENERAL IMPORTS

{ 830 }

(GOVERNMENT STORES)

No. 13—continued

ARTICLES, AND COUNTRIES OF CONSIGNMENT; ALSO SHARE OF EACH PROVINCE	QUANTITY					VALUE				
	1930-31	1931-32	1932-33	1933-34	1934-35	1930-31	1931-32	1932-33	1933-34	1934-35
GOVERNMENT STORES— <i>continued</i>						R	R	R	R	R
Leather—										
<i>Unwrought—</i>										
United Kingdom (including Channel Islands)	Cwts. 54	Cwts. 11	Cwts. 19	Cwts. 7	Cwts. 18	24,716	7,321	7,329	2,082	6,275
TOTAL FOREIGN COUNTRIES.	1	808	29
Share of Bengal	9	3	9	3,810	2,836	..	725	1,152
" Bombay	31	2	4	14,049	354
" Sind	14	6	14	4	..	6,453	3,632	6,676	900	3,624
" Madras	1	707
" Burma	5	3	12	653	467	1,658
TOTAL	55	11	19	7	18	25,019	7,321	7,329	2,082	6,804
Manufactures—										
Saddlery and Harness—										
TOTAL BRITISH EMPIRE	—	—	—	—	—	461	..	121	..	43
China (excluding Hongkong and Macao)	—	—	—	—	—	1,826	2,858	..	218	..
Share of Bengal	—	—	—	—	—	..	2,353	..	218	43
" Bombay	—	—	—	—	—	1,737
" Sind	—	—	—	—	—	121
TOTAL	—	—	—	—	—	1,787	2,358	121	218	43
Other sorts (excluding boots and shoes)—										
United Kingdom (including Channel Islands)	—	—	—	—	—	48,728	15,038	6,011	54,459	39,907
TOTAL FOREIGN COUNTRIES.	—	—	—	—	—	84	128	..
Share of Bengal	—	—	—	—	—	10,460	10,008	2,225	7,876	1,821
" Bombay	—	—	—	—	—	9,742	2,274	2,108	1,914	11,648
" Sind	—	—	—	—	—	19,692	738	546	4,306	5,727
" Madras	—	—	—	—	—	3,918	1,058	422	38,380	1,913
" Burma	—	—	—	—	—	2,131	18,809
TOTAL	—	—	—	—	—	48,812	15,038	6,011	54,587	39,907
Total value of Leather	—	—	—	—	—	70,818	24,717	13,461	56,357	46,254
Liquors—										
Ale, Beer and Porter—										
United Kingdom (including Channel Islands)	Gals. ..	Gals. ..	Gals. ..	Gals. ..	Gals. ..	40
Share of Bombay	40
Spirit—										
United Kingdom (including Channel Islands)	Gals. 1,914	Gals. 102	Gals. 54	Gals. 23	Gals. 114	3,988	2,781	498	487	1,583
TOTAL FOREIGN COUNTRIES	184	191	155	169	125	1,698	1,699	2,061	1,057	1,295

No. 13—continued

ARTICLES, AND COUNTRIES OF CONSIGNMENT; ALSO SHARE OF EACH PROVINCE	QUANTITY					VALUE				
	1930-31	1931-32	1932-33	1933-34	1934-35	1930-31]	1931-32	1932-33	1933-34	1934-35
GOVERNMENT STORES— continued						R	R	R	R	R
Liquors—continued										
Spirit—continued	Gals.	Gals.	Gals.	Gals.	Gals.					
Share of Bengal	1,799	46	82	64	74	951	338	644	406	625
" Bombay	215	165	74	65	66	3,295	3,201	1,278	1,216	1,375
" Sind	72	65	38	65	56	1,332	314	441	488	485
" Burma	12	17	15	3	32	93	139	196	34	393
TOTAL	2,098	293	209	197	249	5,671	4,480	2,559	2,144	2,878
Wines—	Gals.	Gals.	Gals.	Gals.	Gals.					
United Kingdom (including Channel Islands)	2	36
Share of Bombay	2	36
Total Liquors	2,098	293	211	197	249	5,711	4,480	2,595	2,144	2,878
Machinery and Millwork— Locomotives Engines and tenders and parts thereof for Railways—										
United Kingdom (including Channel Islands)	—	—	—	—	—	1,38,04,443	37,06,624	9,71,410	10,00,013	6,24,465
Ceylon (excluding Maldives)	—	—	—	—	—	10,830
TOTAL BRITISH EMPIRE	—	—	—	—	—	1,38,04,443	37,06,624	9,71,410	10,00,013	6,35,095
Sweden	—	—	—	—	—	..	23,692	25,458
Germany	—	—	—	—	—	27,07,785	25,75,776	1,19,710	4,14,816	2,55,162
Netherlands	—	—	—	—	—	18,975
Belgium	—	—	—	—	—	18,85,474	1,28,128	96,446	1,17,728	1,84,341
Italy (including Fiume)	—	—	—	—	—	15,76,331	2,73,947	30,804	92,807	2,42,216
Austria	—	—	—	—	—	52,318	..
Other Foreign Countries	—	—	—	—	—	1,601	5,153	..	4,888	..
TOTAL FOREIGN COUNTRIES	—	—	—	—	—	56,71,191	30,06,606	2,72,418	6,82,657	7,00,694
Share of Bengal	—	—	—	—	—	62,95,030	11,47,839	5,31,038	17,45,333	6,03,010
" Bombay	—	—	—	—	—	38,79,127	6,94,112	200	88,271	2,530
" Sind	—	—	—	—	—	91,71,429	40,56,721	4,49,263	6,90,640	6,53,689
" Madras	—	—	—	—	—	1,925	..
" Burma	—	—	—	—	—	1,30,048	8,14,548	2,63,327	56,401	76,660
TOTAL	—	—	—	—	—	1,94,75,634	67,13,220	12,43,828	25,82,570	13,36,789
Steam Engines and parts (other than locomotives)—										
United Kingdom (including Channel Islands)	—	—	—	—	—	2,26,375	95,554	2,805	3,993	4,464
Belgium	—	—	—	—	—	63,838	3,252	..
United States of America— Via Atlantic Coast	—	—	—	—	—	4,560	941	..
" Pacific "	—	—	—	—	—	22,836
Other Foreign Countries	—	—	—	—	—	2,865
TOTAL FOREIGN COUNTRIES	—	—	—	—	—	93,899	4,158	..
Share of Bengal	—	—	—	—	—	1,42,311	7,827	..
" Bombay	—	—	—	—	—	18,700	17,584	2,661	5,379	36
" Sind	—	—	—	—	—	..	315
" Madras	—	—	—	—	—	58,725	2,762	133	..	73
" Burma	—	—	—	—	—	1,03,538	74,803	11	..	4,556
TOTAL	—	—	—	—	—	3,33,274	95,554	2,805	13,140	4,494

GENERAL IMPORTS

(832)

(GOVERNMENT STORES)

No. 13—continued

ARTICLES AND COUNTRIES OF CONSIGNMENT; ALSO SHARE OF EACH PROVINCE	QUANTITY					VALUE				
	1930-31	1931-32	1932-33	1933-34	1934-35	1930-31	1931-32	1932-33	1933-34	1934-35
GOVERNMENT STORES— <i>continued</i>						R	R	R	R	R
Machinery and Millwork— <i>continued</i>										
<i>Other sorts of Machinery—</i>										
United Kingdom (including Channel Islands)	—	—	—	—	—	41,08,077	32,01,818	13,72,408	7,02,869	7,20,005
Aden and Dependencies	—	—	—	—	—	20,466	186	105
Straits Settlements	—	—	—	—	—	..	200	..	0,820	..
Other British Possessions	—	—	—	—	—	2,893	..
TOTAL BRITISH EMPIRE	—	—	—	—	—	42,18,543	32,02,204	13,72,493	8,02,582	7,20,770
Sweden	—	—	—	—	—	37,680	760	..
Germany	—	—	—	—	—	16,06,698	5,24,381	1,17,618	5,08,334	1,80,084
Netherlands	—	—	—	—	—	..	36,645	..	852	..
Belgium	—	—	—	—	—	13,300	5,76,339	9,039	2,034	10,344
Switzerland	—	—	—	—	—	95	9,848	..
Italy (including Flume)	—	—	—	—	—	3,932	3,502	75,431	59,633	1,019
Hungary	—	—	—	—	—	90,052	..
United States of America—										
<i>Via Atlantic Coast</i>	—	—	—	—	—	2,05,493	1,62,340	48,625	19,007	21,015
<i>" Pacific "</i>	—	—	—	—	—	950	1,438
Other Foreign Countries	—	—	—	—	—	3,185	1,618	604	4,926	..
TOTAL FOREIGN COUNTRIES	—	—	—	—	—	17,71,233	13,06,263	2,51,412	7,55,451	2,31,902
<i>Share of Bengal</i>	—	—	—	—	—	13,97,622	8,61,252	3,78,896	53,213	1,38,166
<i>" Bombay</i>	—	—	—	—	—	22,72,509	3,49,972	1,03,201	7,74,442	3,52,289
<i>" Sind</i>	—	—	—	—	—	11,69,498	9,37,084	3,03,691	1,35,996	2,58,831
<i>" Madras</i>	—	—	—	—	—	2,09,713	23,31,298	5,63,346	4,25,266	1,69,257
<i>" Burma</i>	—	—	—	—	—	4,10,239	1,75,861	2,64,771	1,69,116	40,199
TOTAL	—	—	—	—	—	59,89,781	45,08,467	16,23,906	15,88,033	9,58,732
Total value of Machinery and Millwork—										
United Kingdom (including Channel Islands)	—	—	—	—	—	1,82,31,895	70,93,896	23,46,708	27,01,875	13,55,534
Aden and Dependencies	—	—	—	—	—	20,466	186	105
Straits Settlements	—	—	—	—	—	..	200	..	0,820	..
Other British Possessions	—	—	—	—	—	2,893	..
TOTAL BRITISH EMPIRE	—	—	—	—	—	1,82,52,361	70,94,282	23,46,708	27,11,588	13,55,699
Sweden	—	—	—	—	—	37,680	23,692	25,458	760	10,630
Germany	—	—	—	—	—	42,16,140	81,00,157	2,37,322	10,13,150	4,44,846
Netherlands	—	—	—	—	—	..	30,645	..	852	18,975
Belgium	—	—	—	—	—	14,62,612	7,04,467	1,05,485	1,33,014	2,03,685
Switzerland	—	—	—	—	—	95	9,848	..
Italy (including Flume)	—	—	—	—	—	15,80,263	2,77,449	1,06,235	1,52,445	2,44,135
Austria	—	—	—	—	—	100	52,318	..
Hungary	—	—	—	—	—	90,052	..
United States of America—										
<i>Via Atlantic Coast</i>	—	—	—	—	—	2,11,654	1,66,287	48,625	19,008	21,015
<i>" Pacific "</i>	—	—	—	—	—	23,786	1,438
Other Foreign Countries	—	—	—	—	—	4,193	2,824	504	9,814	..
TOTAL FOREIGN COUNTRIES	—	—	—	—	—	75,36,328	43,12,959	5,23,830	14,72,161	9,43,286
<i>Share of Bengal</i>	—	—	—	—	—	53,35,163	20,09,091	9,09,934	18,36,373	7,41,106
<i>" Bombay</i>	—	—	—	—	—	61,70,336	10,61,948	1,11,062	5,68,032	3,54,854
<i>" Sind</i>	—	—	—	—	—	1,03,70,927	49,94,190	7,57,964	8,26,636	9,12,420
<i>" Madras</i>	—	—	—	—	—	2,68,438	23,31,080	5,63,479	4,37,191	1,69,330
<i>" Burma</i>	—	—	—	—	—	6,43,825	10,08,002	-5,28,109	2,25,517	1,31,215
TOTAL	—	—	—	—	—	2,57,88,689	1,14,07,241	28,70,538	41,53,749	22,98,986

No. 13—continued

ARTICLES, AND COUNTRIES OF CONSIGNMENT; ALSO SHARE OF EACH PROVINCE	QUANTITY					VALUE				
	1930-31	1931-32	1932-33	1933-34	1934-35	1930-31	1931-32	1932-33	1933-34	1934-35
						R	R	R	R	R
GOVERNMENT STORES— <i>continued</i>										
Metals and Ores—										
<i>Brass, Bronze, and similar alloys, and manufactures thereof—Wrought—</i>										
United Kingdom (including Channel Islands)	158	25	158	426	877	15,380	5,603	7,130	14,042	28,116
Germany	55	10	556	46	..	1,824	418	13,287	1,881
Belgium	16	7,260	..
Other Foreign Countries	8	85	..
TOTAL FOREIGN COUNTRIES	..	55	16	570	40	8	1,824	418	20,038	1,881
<i>Share of Bengal</i>	30	6	..	8	38	1,974	415	17	231	2,162
" <i>Bombay</i>	51	3	7	7,988	283	91	975	3,131
" <i>Sind</i>	7	13	94	863	669	1,120	4,385	4,376	29,070	18,323
" <i>Burma</i>	65	58	80	125	209	4,308	2,343	3,064	4,345	6,476
TOTAL	158	80	174	996	923	15,388	7,427	7,548	34,860	29,907
Copper—										
<i>Unwrought—</i>										
United Kingdom (including Channel Islands)	302	180	..	2,441	..	13,983	7,200	..	50,858
Canada—										
<i>Mid Atlantic Coast</i>	2,921	4,480	72,652	70,225
<i>Commonwealth of Australia</i>	1,590	68,680
TOTAL BRITISH EMPIRE	1,590	302	180	2,921	6,921	68,680	13,983	7,200	72,652	1,27,093
United States of America—										
<i>Mid Atlantic Coast</i>	12,002	1	6,054	4,26,087	47	1,83,187
" <i>Pacific</i> "	1,409	39,502
TOTAL FOREIGN COUNTRIES	12,002	1	6,054	..	1,409	4,26,087	47	1,83,187	..	39,502
<i>Share of Bengal</i>	12,002	1	6,054	2,921	8,390	4,26,087	47	1,83,137	72,652	1,60,635
" <i>Bombay</i>	1,590	68,680
" <i>Sind</i>	3	246
" <i>Burma</i>	299	180	13,737	7,200
TOTAL	13,601	303	6,234	2,921	8,390	4,94,767	14,030	1,90,337	72,652	1,60,635
Wrought—										
United Kingdom (including Channel Islands)	1,290	570	68	715	851	80,084	32,453	7,435	33,013	81,576
Aden and Dependencies	6	..	8	..	80	164	165	365	..	2,500
TOTAL BRITISH EMPIRE	1,305	570	71	715	931	80,848	32,608	7,798	33,013	87,076
Germany	350	147	1,181	750	..	15,884	5,542	20,180	28,093
Belgium	138	..	67	270	471	8,181	..	5,205	10,047	20,576
United States of America—										
<i>Mid Atlantic Coast</i>	7,404	2,041	3,08,371	73,234
<i>Other Foreign Countries</i>	41	78	1,662
TOTAL FOREIGN COUNTRIES	7,537	356	214	1,460	4,212	3,16,630	15,884	10,637	30,827	1,24,106
<i>Share of Bengal</i>	7,849	355	12	286	3,320	3,40,749	13,476	3,218	15,060	85,253
" <i>Bombay</i>	326	18	72	1	14	23,657	4,005	5,911	431	2,746
" <i>Sind</i>	172	12	162	1,413	913	15,373	1,591	6,520	36,480	38,470
" <i>Mairas</i>	52	2,677
" <i>Burma</i>	443	549	49	475	896	24,217	24,419	2,986	18,769	34,763
TOTAL	8,842	985	286	2,175	5,143	4,00,478	48,492	18,685	70,740	1,61,241

GENERAL IMPORTS

(834)

(GOVERNMENT STORES)

No. 13—continued

ARTICLES, AND COUNTRIES OF CONSIGNMENT; ALSO SHARE OF EACH PROVINCE	QUANTITY					VALUE				
	1930-31	1931-32	1932-33	1933-34	1934-35	1930-31	1931-32	1932-33	1933-34	1934-35
GOVERNMENT STORES— continued						R	R	R	R	R
Metals and Ores—continued										
Copper—continued										
Total Copper—	Cwts.	Cwts.	Cwts.	Cwts.	Cwts.					
United Kingdom (including Channel Islands)	1,299	881	248	715	3,202	89,684	46,438	14,638	38,913	91,444
Aden and Dependencies	6	..	3	..	80	164	155	365	..	2,500
Canada— Via Atlantic Coast	2,921	4,480	72,652	70,225
Commonwealth of Australia	1,599	68,680
TOTAL BRITISH EMPIRE	2,904	881	251	3,636	7,862	1,58,528	46,591	14,998	1,08,565	1,64,160
Germany	366	147	1,181	759	..	15,884	5,542	26,180	28,093
Belgium	138	..	67	279	471	8,181	..	5,295	10,647	20,576
United States of America— Via Atlantic Coast	19,406	1	6,054	..	4,410	7,34,458	47	1,83,137	..	1,12,826
Other Foreign Countries	41	78	1,662
TOTAL FOREIGN COUNTRIES	19,539	367	6,268	1,460	5,681	7,42,717	16,931	1,93,974	36,827	1,63,757
Share of Bengal	19,851	357	6,066	3,207	11,710	7,66,836	18,523	1,86,355	87,712	2,61,948
" Bombay	1,925	15	72	1	14	92,337	4,006	5,911	431	2,745
" Sind	172	15	152	1,413	913	16,278	1,837	6,620	36,480	38,470
" Madras	53	2,577
" Burma	443	848	229	475	896	24,217	38,156	10,186	18,769	34,763
TOTAL	2,443	1,238	6,519	5,096	13,533	9,01,245	62,522	2,08,072	1,43,892	3,27,026
Iron— Pig—	Tons	Tons	Tons	Tons	Tons					
United Kingdom (including Channel Islands)	10	10	1,286	1,367
Share of Bengal	10	10	1,286	1,337
Manufactures— Angle and tee, bolt and rod—	Tons	Tons	Tons	Tons	Tons					
United Kingdom (including Channel Islands)	22	107	21	18	80	3,894	12,200	2,287	2,218	9,421
Other British Possessions	25
TOTAL BRITISH EMPIRE	22	107	21	18	80	3,894	12,225	2,287	2,218	9,421
Germany	21	2,274	..
Share of Bengal	10	1,146	12
" Burma	22	97	21	39	80	3,894	11,079	2,287	4,492	9,409
{ Protected	7	97	21	39	80	835	11,054	2,287	4,492	9,400
{ Not protected	15	10	3,059	1,171	12
TOTAL	22	107	21	39	80	3,894	12,225	2,287	4,492	9,421
Bars and channels—	Tons	Tons	Tons	Tons	Tons					
United Kingdom (including Channel Islands)	1	29	190	45	6	454	4,572	21,543	11,058	1,312
Other British Possessions	4	6	462
TOTAL BRITISH EMPIRE	1	29	190	45	10	454	4,572	21,543	11,063	1,804
TOTAL FOREIGN COUNTRIES	4	389
Share of Bengal	33	4	173	3,974	462
" Bombay	1	305	22	72	5	..
" Sind	1	9	3	19	9	304	1,275	501
" Madras	1	..	3	3	..	152	..	712	841
" Burma	4	28	189	346	4,389	21,167	97	..
{ Protected	4	19	190	10	4	846	3,248	21,451	5,589	610
{ Not protected	1	10	..	29	6	497	1,324	92	5,474	1,294
TOTAL	5	29	190	45	10	848	4,572	21,543	11,063	1,804
Total Iron—	Tons	Tons	Tons	Tons	Tons					
United Kingdom (including Channel Islands)	28	146	221	63	86	4,348	18,058	26,197	18,376	10,763
Other British Possessions	4	..	25	..	6	462
TOTAL BRITISH EMPIRE	28	146	221	63	90	4,348	18,083	26,197	18,381	11,225

No. 13—continued

ARTICLES, AND COUNTRIES OF CONSIGNMENT; ALSO SHARE OF EACH PROVINCE	QUANTITY					VALUE				
	1980-31	1981-32	1982-33	1933-34	1934-35	1980-81	1981-82	1982-83	1983-84	1934-35
GOVERNMENT STORES— continued						R	R	R	R	R
Metals and Ores—continued										
<i>Iron—contd</i>	Tons	Tons	Tons	Tons	Tons					
<i>Total Iron—contd.</i>										
Belgium	43
Other Foreign Countries .	4	21	..	346	2,274	..
TOTAL FOREIGN COUNTRIES	4	21	..	389	2,274	..
<i>Share of Bengal</i>	20	10	33	4	173	2,432	1,367	8,974	474
“ <i>Bombay</i>	1	306	32	72	5	..
“ <i>Sind</i>	1	9	3	19	9	304	1,275	801
“ <i>Madras</i>	1	..	3	3	..	162	..	712	841
“ <i>Burma</i>	20	125	210	39	30	4,240	15,468	23,454	4,589	9,409
{ Protected	11	116	211	65	84	1,181	14,302	23,738	10,081	9,919
{ Not protected	16	30	10	29	6	3,558	3,781	1,459	5,474	1,306
TOTAL	27	146	221	84	90	4,737	18,083	25,197	45,555	11,225
Steel—										
Bars and Channel—										
United Kingdom (including Channel Islands)	Tons 1,356	Tons 2,206	Tons 352	Tons 779	Tons 1,226	1,65,104	2,56,055	47,987	1,14,816	1,60,420
Germany	16	..	45	2,449	11	4,733	..
Netherlands	699	59,547
Belgium	116	20	12,081	1,751
TOTAL FOREIGN COUNTRIES,	815	36	..	45	..	71,628	4,200	11	4,733	..
<i>Share of Bengal</i>	313	22	41	73,241	..	27	2,492	6,358
“ <i>Bombay</i>	69	4	4	2	..	8,961	763	4,264	570	..
“ <i>Sind</i>	1,114	1,235	264	367	166	1,34,935	1,35,383	29,389	45,605	80,835
“ <i>Madras</i>	84	30	51	9,242	1,781	6,696
“ <i>Burma</i>	56	932	43	433	1,029	10,363	1,32,328	7,822	70,882	1,34,727
{ Protected	1,092	2,056	246	558	1,059	1,32,456	2,36,318	29,194	70,093	1,81,375
{ Not protected	1,079	186	106	266	167	1,04,276	23,942	18,804	49,457	29,045
TOTAL	2,171	2,242	352	824	1,226	2,36,732	2,60,255	47,998	1,19,549	1,60,420
Cast—										
United Kingdom (including Channel Islands)	Tons 3	Tons 8	Tons ..	Tons ..	Tons ..	3,237	6,395	373	..	213
<i>Share of Bengal</i>	2	1,897	2,730	373
“ <i>Bombay</i>	3	6	1,206	3,177
“ <i>Sind</i>	164	433
“ <i>Burma</i>	213
TOTAL	3	8	3,237	6,395	373	..	213
Total Steel—										
United Kingdom (including Channel Islands)	Tons 1,356	Tons 2,214	Tons 352	Tons 779	Tons 1,226	1,68,841	2,62,450	48,360	1,14,816	1,60,632
Netherlands	699	59,547
Belgium	116	20	12,081	1,751
Other Foreign Countries	16	..	45	2,449	11	4,733	..
TOTAL FOREIGN COUNTRIES .	815	36	..	45	..	71,628	4,200	11	4,733	..

GENERAL IMPORTS

(836)

(GOVERNMENT STORES)

No. 13—continued

ARTICLES, AND COUNTRIES OF CONSIGNMENT; ALSO SHARE OF EACH PROVINCE	QUANTITY					VALUE				
	1930-31	1931-32	1932-33	1933-34	1934-35	1930-31	1931-32	1932-33	1933-34	1934-35
GOVERNMENT STORES— <i>continued</i>						R	R	R	R	R
Metals and Ores—continued										
Steel—continued										
Total Steel—continued	Tons	Tons	Tons	Tons	Tons					
Share of Bengal . . .	818	2	..	22	41	75,108	2,730	400	2,492	4,868
“ Bombay . . .	79	10	4	2	..	10,157	3,910	4,264	570	..
“ Sind . . .	1,114	1,236	254	367	156	1,36,099	1,36,871	29,389	45,606	20,835
“ Madras . . .	84	20	51	8,243	1,781	6,696
“ Burma . . .	38	932	43	433	1,029	10,363	1,22,328	7,628	70,882	1,34,940
{ Protected . . .	1,092	2,050	246	658	1,069	1,32,456	2,36,313	29,194	70,092	1,31,276
{ Not protected . . .	1,082	194	106	266	107	1,07,513	30,337	19,177	49,457	20,258
TOTAL	2,174	2,260	352	824	1,220	2,30,089	2,06,650	48,371	1,10,540	1,60,633
Iron or Steel—	Tons	Tons	Tons	Tons	Tons					
Anchors and cables— United Kingdom (including Channel Islands)	69	0	..	74	7	36,955	3,983	..	37,908	3,137
Straits Settlements	2	1,890	..
TOTAL BRITISH EMPIRE	69	0	..	76	7	36,955	3,983	..	39,807	3,137
Share of Bengal . . .	7	66	..	3,022	37,188	..
“ Bombay . . .	11	8	1	4,620	3,381	466
“ Madras	8	728	..
“ Burma . . .	60	1	..	2	6	29,313	602	..	1,899	2,671
TOTAL	68	9	..	76	7	36,955	3,983	..	39,807	3,137
Hoops and Strips— United Kingdom (including Channel Islands)	Tons 46	Tons 6	Tons 4	Tons 4	Tons 2	10,457	1,802	577	721	908
TOTAL FOREIGN COUNTRIES.	58
Share of Bengal . . .	16	3	4	4	1	2,244	871	577	721	791
“ Bombay . . .	31	8,160	68
“ Sind	1	53	207
“ Burma	3	1,081
TOTAL	46	6	4	4	2	10,457	1,802	577	721	1,056
Nails, screws, rivets, and washers—	Tons	Tons	Tons	Tons	Tons					
United Kingdom (including Channel Islands)	30	81	49	162	153	25,605	30,717	15,049	40,008	62,454
Belgium . . .	261	42,106
Other Foreign Countries	0	..	92	1,758
TOTAL FOREIGN COUNTRIES	261	0	42,106	92	1,758
Share of Bengal	2	..	1	6	448	1,656	110	811	4,698
“ Bombay . . .	6	6	..	1	6	3,567	4,161	144	434	4,790
“ Sind . . .	280	10	30	109	61	67,277	8,945	11,134	25,521	32,418
“ Madras	7	1	233	55	..	1,054	307
“ Burma . . .	6	63	19	4	85	5,196	16,942	4,501	12,168	22,099
TOTAL	291	81	49	162	150	67,711	30,800	15,940	40,008	64,212
Rails and fish plates of steel or iron— United Kingdom (including Channel Islands)	Tons 211	Tons 8	Tons 118	Tons 274	Tons 248	44,411	1,306	31,049	61,476	73,688
Germany	87	375	231	9,927	47,488	20,016
Netherlands . . .	86	8,002
Belgium . . .	76	45	9,457	7,607
TOTAL FOREIGN COUNTRIES	162	..	87	375	276	17,549	..	9,927	47,488	26,623
Share of Bengal . . .	7	1,200
“ Bombay . . .	6	1	..	850	838	..
“ Sind . . .	74	14,034
“ Madras . . .	219	8	66	25,767	1,306	6,692
“ Burma . . .	67	..	139	618	524	20,099	..	34,404	1,33,071	1,10,261
{ Protected . . .	348	8	146	546	400	56,140	1,306	35,428	81,664	82,806
{ Not protected . . .	30	..	59	103	56	5,820	..	5,573	57,345	27,366
TOTAL	378	8	205	649	624	61,960	1,306	40,990	1,38,909	1,10,261

No. 13—continued

ARTICLES, AND COUNTRIES OF CONSIGNMENT; ALSO SHARE OF EACH PROVINCE	QUANTITY					VALUE				
	1930-31	1931-32	1932-33	1933-34	1934-35	1930-31	1931-32	1932-33	1933-34	1934-35
						R	R	R	R	R
GOVERNMENT STORES—contd.										
Metals and Ores—continued										
Iron or Steel—continued	Tons	Tons	Tons	Tons	Tons					
Sheets and plates (including galvanised and tinned plates)— United Kingdom (includ- ing Channel Islands) . . .	968	539	180	319	1,148	1,87,788	1,01,380	28,426	49,456	1,86,127
Germany	218	25,584
Other Foreign Countries	1	102	344
TOTAL FOREIGN COUNTRIES	..	218	1	102	25,584	344
Share of Bengal	89	..	8	16	99	13,550	212	2,243	6,268	18,061
" Bombay	116	30	2	..	89	40,393	8,185	781	..	32,200
" Sind	345	32	62	159	454	47,381	8,921	9,466	24,050	70,349
" Madras	69	11	17	6	..	15,396	1,945	3,383	1,410	..
" Burma	349	684	94	138	507	71,168	1,07,721	2,553	18,728	65,361
{ Protected	736	708	158	298	1,115	1,30,698	1,16,447	24,634	44,944	1,61,145
{ Not protected	232	49	22	21	34	57,190	10,517	3,792	4,512	5,320
TOTAL	968	757	180	319	1,149	1,87,888	1,26,064	28,428	49,456	1,86,471
Sleepers and keys of iron or steel—	Tons	Tons	Tons	Tons	Tons					
United Kingdom (including Channel Islands)	87	85,874	51	..
Share of Bengal	87	35,313
" Sind	61
" Madras	66	3,243
" Burma	51	..
{ Protected	15	5,963	51	..
{ Not protected	187	37,654
TOTAL	152	43,617	51	..
Wire—	Tons	Tons	Tons	Tons	Tons					
United Kingdom (includ- ing Channel Islands)	26	25	101	27	63	14,717	18,509	17,486	7,360	21,565
Belgium	47	5	1	7,264	915	114
Other Foreign Countries	1	31	16	60	2	495	4,084	3,971
TOTAL FOREIGN COUNTRIES	47	5	1	31	17	7,324	917	495	4,084	4,085
Share of Bengal	36	1,326	311	5,384	93	..
" Bombay	7	..	11	..	1	2,791	273	2,522	114	378
" Sind	44	16	62	36	69	7,911	8,795	8,628	6,684	19,985
" Madras	16	3	7,950	..	169	..	1,420
" Burma	6	14	3	22	7	2,063	7,047	1,375	4,553	3,367
{ Protected	101	36	29	17,152	7,491	10,164
{ Not protected	73	30	1	22	51	22,041	16,426	829	3,953	15,480
TOTAL	78	30	102	58	80	22,041	16,426	17,981	11,444	25,650

GENERAL IMPORTS

(838)

(GOVERNMENT STORES)

No. 13—continued

ARTICLES, AND COUNTRIES. OF CONSIGNMENT; ALSO SHARE OF EACH PROVINCE	QUANTITY					VALUE				
	1930-31	1931-32	1932-33	1933-34	1934-35	1930-31	1931-32	1932-33	1933-34	1934-35
GOVERNMENT STORES— <i>continued</i>						R	R	R	R	R
Metals and Ores—continued										
Iron or Steel—continued										
Other manufactures of iron or steel—	Tons	Tons	Tons	Tons	Tons					
United Kingdom (including Channel Islands) . . .	4,604	3,833	405	788	327	10,70,072	12,00,380	1,16,735	2,16,030	80,760
Germany . . .	5	44	37	12	20	515	7,572	4,351	3,085	6,182
Belgium . . .	2,526	491	131	3	..	3,63,708	50,859	17,768	478	528
United States of America—										
Vid Atlantic Coast . . .	1	3	1,488	5,508
" Pacific " . . .	14	3,496
Other Foreign Countries . . .	3	2,171	7
TOTAL FOREIGN COUNTRIES	2,549	538	168	15	20	3,71,378	60,039	22,119	3,563	6,717
Share of Bengal . . .	423	391	173	7	0	98,112	82,147	24,346	3,016	1,876
" Bombay . . .	215	104	..	13	10	1,20,508	64,396	406	3,318	5,902
" Sind . . .	5,863	2,540	249	159	318	16,77,973	3,74,832	60,527	52,520	61,044
" Madras . . .	70	8	50	160	39	32,267	2,226	23,517	59,858	9,956
" Burma . . .	582	1,328	161	461	80	1,13,490	2,54,877	25,053	1,00,889	17,707
{ Protected . . .	3,336	2,070	491	689	191	5,09,520	3,40,892	94,868	1,85,013	52,228
{ Not protected . . .	3,767	2,292	82	114	165	15,81,930	9,38,336	43,998	34,586	44,253
TOTAL	7,153	4,371	673	803	250	20,41,450	12,79,228	1,38,854	2,19,599	96,480
Total Iron or Steel—	Tons	Tons	Tons	Tons	Tons					
United Kingdom (including Channel Islands) . . .	6,040	4,501	857	1,648	1,948	20,25,377	13,64,076	2,10,242	4,43,016	4,37,698
Straits Settlements	2	1,899	..
TOTAL BRITISH EMPIRE	6,040	4,501	857	1,650	1,948	20,25,377	13,64,076	2,10,242	4,44,915	4,37,698
Germany . . .	91	262	125	418	282	3,667	83,220	14,773	54,802	40,950
Netherlands . . .	141	17,700
Belgium . . .	2,834	406	131	3	46	4,13,078	57,774	17,768	478	8,249
United States of America—										
Vid Atlantic Coast . . .	1	3	1	1,488	5,588	344
" Pacific " . . .	14	3,496
Other Foreign Countries . . .	3	2,273	42
TOTAL FOREIGN COUNTRIES	3,084	761	256	421	329	4,46,702	96,532	32,541	55,080	49,685
Share of Bengal . . .	641	396	218	94	116	1,19,902	85,146	32,060	47,119	25,326
" Bombay . . .	478	148	13	15	107	2,16,202	30,376	3,853	4,704	44,295
" Sind . . .	6,506	2,693	393	463	803	18,03,790	9,01,583	89,658	1,08,775	1,34,503
" Madras . . .	439	37	133	181	43	89,856	6,932	38,661	63,048	11,633
" Burma . . .	1,060	2,093	356	1,318	1,209	2,42,329	2,87,271	77,954	2,76,349	3,21,466
{ Protected . . .	4,480	2,795	896	1,569	1,804	7,02,321	4,58,645	1,72,065	3,10,163	3,26,432
{ Not protected . . .	4,644	2,467	217	502	473	17,69,753	10,01,963	70,718	1,80,832	1,60,841
TOTAL	9,124	5,262	1,113	2,071	2,277	24,73,079	14,60,608	2,42,788	4,99,995	4,87,273
Lead— Pig—	Cwts.	Cwts.	Cwts.	Cwts.	Cwts.					
United Kingdom (including Channel Islands) . . .	10	80	439	200	..	139	806	4,504	2,001	..
Share of Bengal	20	20	208	322
" Sind . . .	10	60	720	568
" Burma	419	200	4,132	2,001	..
TOTAL	10	80	439	200	..	139	806	4,504	2,001	..

No. 13—continued

ARTICLES, AND COUNTRIES OF CONSIGNMENT; ALSO SHARE OF EACH PROVINCE	QUANTITY					VALUE				
	1930-31	1931-32	1932-33	1933-34	1934-35	1930-31	1931-32	1932-33	1933-34	1934-35
GOVERNMENT STORES— continued						R	R	R	R	R
Metals and Ores—continued										
Lead—continued										
Wrought—										
sheets, pipes and tubes—	Owts.	Cwts.	Cwts.	Cwts.	Cwts.					
United Kingdom (including Channel Islands)	248	45	226	199	925	5,195	1,070	2,925	2,051	10,980
Share of Bengal	6	..	1	203	..
" Sind	2	226	153	393	..	403	2,925	2,320	10,700
" Madras	226	43	3,843	602
" Burma	22	35	27	1,341	428	296
TOTAL	248	45	226	199	925	5,195	1,070	2,925	2,051	10,980
Other sorts—	Owts.	Cwts.	Cwts.	Cwts.	Cwts.					
United Kingdom (including Channel Islands)	506	21	6	4	5	6,392	995	210	135	228
Share of Bengal	5	11	..
" Bombay	19	6	4	772	210	124	228
" Sind	40	2	591	223
" Burma	466	5,801
TOTAL	506	21	6	4	5	6,392	995	210	135	228
Total Lead—	Owts.	Cwts.	Cwts.	Cwts.	Cwts.					
United Kingdom (including Channel Islands)	764	146	671	403	930	11,726	2,871	7,639	5,087	11,214
Share of Bengal	20	20	..	5	..	208	322	11	228
" Bombay	19	6	10	..	1	772	210	327	..
" Sind	50	54	326	188	393	730	1,329	2,925	2,320	10,700
" Madras	326	43	3,863	602
" Burma	488	..	419	235	27	7,143	..	4,122	2,429	228
TOTAL	764	146	671	403	930	11,726	2,871	7,639	5,087	11,214
Tin—										
Unwrought (blocks, ingots, bars, and slabs)—	Cwts.	Cwts.	Cwts.	Cwts.	Cwts.					
United Kingdom (including Channel Islands)	1,001	2	..	94,835	374	..
Straits Settlements . .	2,767	3,120	1,710	1,910	4,154	2,65,812	2,71,625	1,58,272	2,84,227	6,83,501
TOTAL BRITISH EMPIRE	3,768	3,120	1,710	1,912	4,154	3,60,147	2,71,625	1,58,272	2,84,601	6,83,501
Share of Bengal	3,467	2,980	1,460	1,740	3,982	3,20,914	2,43,855	1,28,585	2,58,702	6,64,065
" Bombay	181	..	160	..	112	14,402	..	16,164	..	17,452
" Sind	2	374	..
" Burma	180	170	90	170	80	24,831	27,570	13,623	25,625	11,984
TOTAL	3,768	3,120	1,710	1,912	4,154	3,60,147	2,71,625	1,58,272	2,84,601	6,83,501
Wrought (including plates or sheets, not being tinned iron)—	Cwts.	Cwts.	Cwts.	Cwts.	Cwts.					
United Kingdom (including Channel Islands)	71	..	104	497	180	6,567	18	12,232	1,02,212	12,126
Share of Bengal	8	174	4,809	9,609
" Bombay	71	..	104	489	6	6,567	12	12,232	97,343	2,517
" Sind	60	..
" Madras	6
TOTAL	71	..	104	497	180	6,567	18	12,232	1,02,212	12,126

GENERAL IMPORTS

(840)

(GOVERNMENT STORES)

No. 13—continued

ARTICLES, AND COUNTRIES OF CONSIGNMENT; ALSO SHARE OF EACH PROVINCE	QUANTITY					VALUE				
	1930-31	1931-32	1932-33	1933-34	1934-35	1930-31	1931-32	1932-33	1933-34	1934-35
GOVERNMENT STORES—continued						R	R	R	R	R
Metals and Ores—continued										
<i>Total Tin—</i>	<i>Cwts.</i>	<i>Cwts.</i>	<i>Cwts.</i>	<i>Cwts.</i>	<i>Cwts.</i>					
United Kingdom (including Channel Islands)	1,072	..	104	499	180	1,00,002	18	12,233	1,02,530	12,126
Straits Settlements	2,787	3,120	1,710	1,910	4,154	2,65,812	2,71,625	1,58,272	2,84,227	6,83,501
TOTAL BRITISH EMPIRE	3,859	3,120	1,814	2,409	4,334	3,66,714	2,71,643	1,70,504	3,86,813	6,95,627
<i>Share of Bengal</i>	<i>3,467</i>	<i>2,950</i>	<i>1,460</i>	<i>1,748</i>	<i>4,186</i>	<i>3,20,914</i>	<i>2,43,655</i>	<i>1,28,528</i>	<i>2,63,511</i>	<i>6,63,674</i>
.. Bombay	192	..	364	459	118	20,969	13	23,396	97,343	19,969
.. Sind	2	434	..
.. Madras	6
.. Burma	180	170	90	170	80	24,831	27,970	13,523	25,525	11,984
TOTAL	3,859	3,120	1,814	2,409	4,334	3,66,714	2,71,643	1,70,504	3,86,813	6,95,627
Zinc or Spelter, wrought or manufactured—	<i>Cwts.</i>	<i>Cwts.</i>	<i>Cwts.</i>	<i>Cwts.</i>	<i>Cwts.</i>					
United Kingdom (including Channel Islands)	290	25	1	69	40	7,095	303	65	1,111	615
Commonwealth of Australia	2,040	18,634
TOTAL BRITISH EMPIRE	2,330	25	1	69	40	25,729	303	65	1,111	615
Germany	400	..	19	..	24	8,407	..	279	4	291
Other Foreign Countries	41	118	33	33	95	583	1,502	450	628	1,806
TOTAL FOREIGN COUNTRIES	441	118	52	33	119	8,990	1,502	729	672	2,097
<i>Share of Bengal</i>	<i>2,040</i>	<i>..</i>	<i>..</i>	<i>..</i>	<i>..</i>	<i>28,664</i>	<i>..</i>	<i>..</i>	<i>144</i>	<i>..</i>
.. Bombay	400	1	1	8,407	32	65	33	10
.. Sind	182	33	64	3,657	558	1,395
.. Madras	29	1,843
.. Burma	190	137	52	69	95	2,118	1,553	729	1,900	1,307
TOTAL	2,771	138	53	102	159	44,719	1,595	794	1,783	2,712
Metals and Ores, unenumerated—	<i>Cwts.</i>	<i>Cwts.</i>	<i>Cwts.</i>	<i>Cwts.</i>	<i>Cwts.</i>					
United Kingdom (including Channel Islands)	2,536	1,041	318	764	1,453	98,034	42,776	34,262	1,07,496	1,72,700
Aden and Dependencies	2	..	1	104	..	61	..	952
Commonwealth of Australia	5,960	83,651
TOTAL BRITISH EMPIRE	8,498	1,041	319	764	1,453	1,76,789	42,776	34,323	1,07,496	1,73,658
Germany	1	14,610
Iraq	27	5,959
China (exclusive of Hongkong and Macao)	7,940	1,10,267	..
Other Foreign Countries	2	..	1	43	530	728	180	171	1,082
TOTAL FOREIGN COUNTRIES	27	2	..	7,941	44	5,989	728	180	1,10,438	15,692
<i>Share of Bengal</i>	<i>6,724</i>	<i>377</i>	<i>186</i>	<i>8,666</i>	<i>1,284</i>	<i>1,04,660</i>	<i>8,390</i>	<i>3,599</i>	<i>1,99,425</i>	<i>1,59,180</i>
.. Bombay	393	86	26	43	11	39,227	17,140	3,462	10,340	17,871
.. Sind	436	25	10	29	118	23,408	4,324	17,824	3,550	8,602
.. Madras	17	4	7	14	728	4,952	2,370	2,888	2,046
.. Burma	922	538	93	61	70	14,657	8,695	2,248	1,427	1,657
TOTAL	8,525	1,043	319	8,706	1,497	1,22,678	43,504	34,503	2,17,934	1,89,356

(GOVERNMENT STORES)

No. 13—continued

ARTICLES, AND COUNTRIES OF CONSIGNMENT; ALSO SHARE OF EACH PROVINCE	QUANTITY					VALUE				
	1930-31	1931-32	1932-33	1933-34	1934-35	1930-31	1931-32	1932-33	1933-34	1934-35
GOVERNMENT STORES— <i>continued</i>						B	R	R	R	R
Metals and Ores—concluded										
<i>Total Metals and Ores—</i>	<i>Tons</i>	<i>Tons</i>	<i>Tons</i>	<i>Tons</i>	<i>Tons</i>					
United Kingdom (including Channel Islands)	7,728	6,987	1,505	2,634	3,590	25,15,987	17,42,081	3,69,766	8,36,343	9,26,306
Aden and Dependencies	1	8	268	166	426	5	3,914
Straits Settlements	138	156	85	97	208	2,65,812	2,71,650	1,63,272	2,89,126	6,88,601
Canada—										
<i>Vid Atlantic Coast</i>	146	224	72,662	70,225
Commonwealth of Australia	480	1,80,065
TOTAL BRITISH EMPIRE	8,347	7,123	1,500	2,877	4,030	29,62,932	20,14,486	6,18,458	11,94,126	16,82,945
Germany	115	298	134	571	324	17,822	53,471	21,153	1,01,214	86,481
Netherlands	840	1	77,360	40	1,329
Belgium	2,959	522	186	19	74	4,33,080	61,027	23,563	18,935	30,636
Iraq	1	5,445
China (exclusive of Hongkong and Macao)	397	1,10,267	..
United States of America—										
<i>Vid Atlantic Coast</i>	971	3	308	..	221	7,35,946	6,179	1,83,137	209	1,13,170
<i> Pacific</i>	14	3,496
Other Foreign Countries	3	3	2,273	37	1,452
TOTAL FOREIGN COUNTRIES	4,908	828	578	987	623	12,76,323	1,20,717	2,27,863	2,30,662	2,33,018
<i>Share of Bengal</i>	<i>2,966</i>	<i>603</i>	<i>616</i>	<i>825</i>	<i>1,019</i>	<i>14,18,231</i>	<i>3,61,499</i>	<i>3,53,306</i>	<i>6,09,669</i>	<i>11,07,860</i>
<i>Bombay</i>	<i>899</i>	<i>164</i>	<i>36</i>	<i>44</i>	<i>114</i>	<i>3,95,691</i>	<i>1,06,583</i>	<i>61,394</i>	<i>1,14,634</i>	<i>88,021</i>
<i>Sind</i>	<i>7,766</i>	<i>3,890</i>	<i>672</i>	<i>964</i>	<i>1,095</i>	<i>19,83,131</i>	<i>10,49,239</i>	<i>1,60,923</i>	<i>2,38,474</i>	<i>3,53,234</i>
<i>Madras</i>	<i>628</i>	<i>51</i>	<i>184</i>	<i>184</i>	<i>47</i>	<i>1,08,097</i>	<i>13,786</i>	<i>47,727</i>	<i>66,648</i>	<i>14,670</i>
<i>Burma</i>	<i>1,283</i>	<i>3,238</i>	<i>667</i>	<i>1,847</i>	<i>2,337</i>	<i>3,34,205</i>	<i>6,04,097</i>	<i>1,42,962</i>	<i>4,05,316</i>	<i>4,22,288</i>
TOTAL	13,250	7,946	2,183	3,864	4,662	42,39,256	21,35,203	7,46,311	14,24,788	19,15,068
Paper and Pasteboard—										
Paper—										
Printing paper—	Cwts.	Cwts.	Cwts.	Cwts.	Cwts.					
United Kingdom (including Channel Islands)	9,595	5,810	3,147	4,668	4,926	11,40,166	7,10,611	2,72,986	4,07,069	6,54,160
TOTAL FOREIGN COUNTRIES	286	116	185	617	..	5,027	1,550	1,488	6,301	..
<i>Share of Bengal</i>	<i>1,653</i>	<i>1,496</i>	<i>658</i>	<i>933</i>	<i>939</i>	<i>1,00,307</i>	<i>94,512</i>	<i>43,951</i>	<i>41,580</i>	<i>55,537</i>
<i>Bombay</i>	<i>6,734</i>	<i>3,641</i>	<i>1,395</i>	<i>2,768</i>	<i>3,654</i>	<i>9,82,372</i>	<i>5,82,541</i>	<i>1,80,976</i>	<i>3,47,330</i>	<i>6,91,386</i>
<i>Sind</i>	<i>670</i>	<i>68</i>	<i>666</i>	<i>36</i>	<i>64</i>	<i>34,386</i>	<i>3,426</i>	<i>35,616</i>	<i>1,988</i>	<i>2,713</i>
<i>Madras</i>	<i>670</i>	<i>687</i>	<i>150</i>	<i>1,416</i>	<i>98</i>	<i>29,160</i>	<i>33,304</i>	<i>7,853</i>	<i>20,086</i>	<i>1,999</i>
<i>Burma</i>	<i>249</i>	<i>134</i>	<i>214</i>	<i>83</i>	<i>171</i>	<i>4,468</i>	<i>3,168</i>	<i>3,070</i>	<i>1,386</i>	<i>2,677</i>
Protected	9,861	5,843	3,181	4,620	4,852	11,49,448	7,09,919	2,73,288	4,06,139	6,53,233
Not Protected	20	88	101	665	74	1,760	2,242	1,186	6,231	927
TOTAL	9,881	5,926	3,282	5,285	4,926	11,51,193	7,12,161	2,74,474	4,12,370	6,54,160
Writing paper and envelopes—	Cwts.	Cwts.	Cwts.	Cwts.	Cwts.					
United Kingdom (including Channel Islands)	7,902	3,740	1,780	1,391	1,338	4,31,520	2,65,029	1,30,413	95,593	60,983
Norway	995	16,967
Germany	1,379	125	716	450	826	89,707	3,114	16,169	7,269	74,000
Italy (including Fiume)	6,797	1,68,098
Other Foreign Countries	3	1	1,701	173
TOTAL FOREIGN COUNTRIES	3,179	126	716	450	1,821	2,04,506	3,287	16,169	7,269	91,057

GENERAL IMPORTS

(842)

(GOVERNMENT STORES)

No. 13—continued

ARTICLES, AND COUNTRIES OF CONSIGNMENT; ALSO SHARE OF EACH PROVINCE	QUANTITY					VALUE				
	1930-31	1931-32	1932-33	1933-34	1934-35	1930-31	1931-32	1932-33	1933-34	1934-35
	R	R	R	R	R	R	R	R	R	R
GOVERNMENT STORES— <i>continued</i> Paper and Pasteboard— <i>continued</i> Writing paper and envelopes— <i>continued</i>	Cwts.	Cwts.	Cwts.	Cwts.	Cwts.					
Share of Bengal . . .	4,484	2,358	1,347	1,339	1,361	1,73,039	1,79,338	1,00,198	72,041	27,453
" Bombay . . .	19,890	1,327	241	368	1,961	4,17,166	89,129	17,721	22,114	1,03,787
" Sind . . .	3	7	226	..	35	1,701	745	9,680	..	4,945
" Madras . . .	479	149	665	105	272	39,003	12,246	14,704	6,021	13,254
" Burma . . .	219	25	77	29	25	14,127	1,658	4,379	2,686	1,72
{ Protected . . .	16,012	3,737	2,398	1,758	3,649	6,35,010	2,64,739	1,40,670	98,286	1,50,624
{ Not Protected . . .	69	129	103	83	5	3,907	3,577	5,912	4,576	516
TOTAL . . .	16,081	3,866	2,476	1,841	2,854	6,36,920	2,68,316	1,46,582	1,02,862	1,51,140
Other kinds of paper—										
United Kingdom (<i>including</i> Channel Islands) . . .	1,749	7,058	1,691	1,259	2,047	2,43,987	1,09,698	1,25,426	70,996	94,163
Union of South Africa	1	..
TOTAL BRITISH EMPIRE . . .	1,749	7,058	1,691	1,259	2,047	2,43,987	1,09,698	1,25,426	70,997	94,163
Sweden	1,346	545	1,736	185	..	18,572	14,502	18,382	1,965	..
Norway	413	..	108	..	52	5,694	..	1,236	..	713
Germany	10,362	3,729	410	1,080	779	1,66,187	62,877	7,205	21,741	8,428
Belgium	434	..	14	2	173	9,878	..	725	125	4,018
Italy (<i>including</i> Fiume)	547	8,548
Other Foreign Countries	3	..	1	185	..	129
TOTAL FOREIGN COUNTRIES . . .	13,002	4,265	2,280	1,267	1,005	2,08,979	77,379	27,734	23,831	13,288
Share of Bengal	11,193	2,551	365	1,221	1,128	1,94,495	75,394	35,228	32,495	22,551
" Bombay	2,374	2,338	3,268	998	1,299	62,237	62,527	25,117	42,998	41,736
" Sind	630	1,749	148	198	336	1,04,608	33,136	16,129	7,587	22,741
" Madras	645	4,232	99	63	210	26,355	80,395	9,365	7,118	5,398
" Burma	69	162	91	61	79	5,211	11,816	5,331	4,332	5,975
TOTAL . . .	15,351	11,323	3,971	2,526	3,052	4,62,866	2,08,077	1,53,160	1,09,823	1,07,451
Pasteboard, millboard and cardboard of all kinds—										
United Kingdom (<i>including</i> Channel Islands)	27,936	12,628	13,918	13,468	12,391	4,27,979	1,89,844	1,93,141	1,89,399	1,59,613
Germany	2,090	749	1,284	209	859	21,242	4,265	10,512	10,369	11,107
Netherlands	2,766	2,949	1,000	1,916	427	17,784	16,658	5,220	9,682	2,242
Other Foreign Countries	23	9	37	491	2,980	1,307
TOTAL FOREIGN COUNTRIES . . .	4,879	3,698	2,284	2,218	823	39,407	20,923	15,732	23,011	14,656
Share of Bengal	106	67	6	76	6	3,510	5,715	305	2,920	465
" Bombay	26,931	13,299	15,178	13,497	12,419	4,42,296	1,87,070	2,01,856	1,74,311	1,61,399
" Sind	11	175	269	9	8	716	13,079	10,117
" Madras	1,975	2,192	3	1,820	2	15,193	14,279	421	11,613	42
" Burma	963	787	1,094	998	428	6,018	3,696	5,675	1,496	2,482
TOTAL . . .	31,915	16,386	16,292	15,666	13,124	4,66,846	2,19,767	2,08,873	2,03,419	1,74,469
Total value of Paper and Pasteboard—										
United Kingdom (<i>including</i> Channel Islands)	22,49,052	13,56,182	7,21,966	7,60,057	9,63,219
Union of South Africa	1	..
TOTAL BRITISH EMPIRE	22,49,052	13,56,182	7,21,966	7,60,058	9,63,219
Sweden	18,572	14,502	18,382	1,965	..
Norway	5,694	..	1,236	..	17,680
Germany	2,27,973	71,212	85,374	89,379	93,825
Netherlands	21,065	16,658	5,220	9,682	2,242
Belgium	9,878	..	725	3,085	4,994
Italy (<i>including</i> Fiume)	1,72,996	4,777	..
Other Foreign Countries	1,791	797	185	524	550
TOTAL FOREIGN COUNTRIES	4,67,879	1,03,189	61,123	59,412	1,19,091

No. 13—continued

ARTICLES, AND COUNTRIES OF CONSIGNMENT; ALSO SHARE OF EACH PROVINCE	QUANTITY					VALUE				
	1930-31	1931-32	1932-33	1933-34	1934-35	1930-31	1931-32	1932-33	1933-34	1934-35
						₹	₹	₹	₹	₹
GOVERNMENT STORES— continued										
Paper and Pasteboard— continued										
Total value of Paper and Pasteboard—continued										
Share of Bengal	—	—	—	—	—	4,71,351	3,48,959	1,79,692	1,49,036	1,11,989
" Bombay	—	—	—	—	—	19,03,971	9,12,567	4,85,670	5,99,753	8,92,267
" Sind	—	—	—	—	—	2,01,164	42,325	64,043	22,945	40,516
" Madras	—	—	—	—	—	1,00,631	1,14,934	32,323	44,836	23,693
" Burma	—	—	—	—	—	29,324	20,636	21,361	9,900	12,755
{ Protected	—	—	—	—	—	17,32,402	9,74,656	4,13,968	5,04,426	8,03,867
{ Not Protected	—	—	—	—	—	9,24,469	4,84,663	3,69,131	3,16,045	2,83,303
TOTAL	—	—	—	—	—	27,06,931	14,69,321	7,83,089	8,19,470	10,87,220
Printing and Lithograph- ing materials (excluding paper)—										
United Kingdom (including Channel Islands)	—	—	—	—	—	3,17,023	1,00,650	1,15,108	77,000	82,410
United States of America— Via Atlantic Coast	—	—	—	—	—	2,202	3,683	16,711	3,092	3,373
Other Foreign Countries	—	—	—	—	—	1,295	2,815	..	215	744
TOTAL FOREIGN COUNTRIES	—	—	—	—	—	3,497	6,498	10,711	3,907	4,122
Share of Bengal	—	—	—	—	—	44,662	36,525	59,769	42,502	25,323
" Bombay	—	—	—	—	—	1,56,343	28,419	26,167	9,028	26,037
" Sind	—	—	—	—	—	96,424	22,673	9,672	11,643	10,764
" Madras	—	—	—	—	—	12,404	9,366	6,928	4,740	14,057
" Burma	—	—	—	—	—	11,687	10,141	19,348	13,024	806
TOTAL	—	—	—	—	—	3,20,525	1,07,148	1,31,879	80,997	86,132
Stationery (excluding paper)—										
United Kingdom (including Channel Islands)	—	—	—	—	—	3,32,264	3,08,372	1,33,633	94,164	1,36,027
Other British Possessions	—	—	—	—	—	457	20	12
TOTAL BRITISH EMPIRE	—	—	—	—	—	3,32,721	3,08,392	1,33,645	94,164	1,36,027
Germany	—	—	—	—	—	11,201	1,706	6,907	1,783	1,227
Netherlands	—	—	—	—	—	16,623	10,229	..	197	..
Other Foreign Countries	—	—	—	—	—	1,719	2,216	3,609	288	838
TOTAL FOREIGN COUNTRIES	—	—	—	—	—	29,543	14,151	10,516	2,268	2,065
Share of Bengal	—	—	—	—	—	1,34,695	2,00,399	71,554	29,228	64,232
" Bombay	—	—	—	—	—	53,748	19,962	28,323	26,215	13,660
" Sind	—	—	—	—	—	94,799	9,416	6,868	2,804	3,003
" Madras	—	—	—	—	—	53,964	41,665	21,628	12,047	20,272
" Burma	—	—	—	—	—	35,058	51,221	16,888	21,138	30,774
{ Protected	—	—	—	—	—	23,858	27,757	12,380	26,141	14,162
{ Not Protected	—	—	—	—	—	3,38,411	2,94,786	1,31,781	70,291	1,23,930
TOTAL	—	—	—	—	—	3,62,264	3,22,548	1,44,161	96,432	1,38,092
Telegraphs, materials for construction of—										
United Kingdom (including Channel Islands)	—	—	—	—	—	67	3,054	143	6,510	504
British Islands	—	—	—	—	—	2,650
TOTAL BRITISH EMPIRE	—	—	—	—	—	2,717	3,054	143	6,510	504

GENERAL IMPORTS

(844)

(GOVERNMENT STORES)

No. 13--continued

ARTICLES, AND COUNTRIES OF CONSIGNMENT; ALSO SHARE OF EACH PROVINCE	QUANTITY					VALUE				
	1930-31	1931-32	1932-33	1933-34	1934-35	1930-31	1931-32	1932-33	1933-34	1934-35
						R	R	R	R	R
GOVERNMENT STORES-- <i>continued</i>										
Telegraphs, materials for constructions of-- <i>continued</i>										
TOTAL FOREIGN COUNTRIES	—	—	—	—	—	6,055	7,094	—	—	—
Share of Bengal	—	—	—	—	—	67	4,248	—	—	106
" Bombay	—	—	—	—	—	143	6,510	91
" Sind	—	—	—	—	—	7,200
" Madras	—	—	—	—	—	1,606	6,900	847
TOTAL	—	—	—	—	—	8,772	10,148	143	6,510	504
Textiles--										
Cotton--										
Manufactures--										
Hosiery--										
United Kingdom (including Channel Islands).	—	—	—	—	—	..	1,545	164
Share of Bombay	—	—	—	—	—	..	1,545	164
Piece goods--										
Grey (unbleached)--										
United Kingdom (including Channel Islands)	Yards	Yards	Yards	Yards	Yards					
	6,550	4,069	1,012	150	96,142	3,577	2,420	461	141	31,873
Share of Bengal	20	..	150	93,036	..	49	..	141	30,233
" Bombay	5,294	4,049	1,012	..	2,086	2,166	2,371	461	..	1,640
" Burma	1,256	1,411
TOTAL	6,550	4,069	1,012	150	96,142	3,577	2,420	461	141	31,873
White (bleached)--										
United Kingdom (including Channel Islands)	Yards	Yards	Yards	Yards	Yards					
	47,578	115,560	63,534	159,632	73,720	8,987	19,118	6,353	38,512	26,358
Share of Bengal	43,892	100,333	53,573	61,644	35,306	5,322	8,951	4,322	5,037	3,457
" Bombay	3,250	507	149	91,742	2,386	3,076	563	306	30,696	1,308
" Sind	107	8,568	15,130	69	8,274	11,407
" Madras	48	5,202	2,802	..	491	181	1,137	1,788	..	73
" Burma	276	150	10	6,296	20,408	339	93	31	2,779	9,053
TOTAL	47,578	115,560	63,534	159,632	73,720	8,987	19,118	6,353	38,512	26,358
Coloured, printed, or dyed--										
United Kingdom (including Channel Islands)	Yards	Yards	Yards	Yards	Yards					
	1,333,818	168,311	349,642	94,118	256,568	3,35,732	66,806	1,13,873	29,694	83,819
Other British Possessions	..	200	200	141	402
TOTAL BRITISH EMPIRE	1,333,818	168,511	349,842	94,118	256,568	3,35,732	66,447	1,14,275	29,694	83,819

No. 13—continued

ARTICLES, AND COUNTRIES OF CONSIGNMENT; ALSO SHARE OF EACH PROVINCE	QUANTITY					VALUE				
	1980-81	1981-82	1982-83	1983-84	1984-85	1980-81	1981-82	1982-83	1983-84	1984-85
GOVERNMENT STORES— <i>continued</i>										
Textiles—continued										
Cotton—continued										
Wool—continued										
Coloured, printed or dyed— <i>continued</i>										
Manufactures—continued										
Share of Bengal . . .	637,790	77,685	309,418	31,079	233,644	2,02,950	45,378	1,04,143	14,406	76,616
„ Bombay . . .	2,507	910	4,120	592	417	6,828	538	2,329	536	662
„ Sind . . .	11,619	1,073	366	20	75	6,050	755	234	48	160
„ Madras . . .	774,632	84,515	30,993	55,183	20,752	1,65,150	17,806	5,981	10,082	4,955
„ Burma . . .	7,320	4,328	4,940	7,244	1,680	4,700	1,970	2,499	4,322	1,536
TOTAL . . .	1,833,618	168,511	340,842	94,118	256,568	5,85,738	60,447	1,14,270	29,604	83,810
Other sorts of manufactures (including handkerchiefs and shawls in the piece)—										
United Kingdom (including Channel Islands)	—	—	—	—	—	1,90,979	2,70,154	1,60,152	1,64,083	1,11,609
Other British Possessions	—	—	—	—	—	485	147	100
TOTAL BRITISH EMPIRE . . .	—	—	—	—	—	1,90,979	2,70,154	1,60,637	1,64,230	1,11,709
China (exclusive of Hong- kong and Macao) . . .	—	—	—	—	—	15,477	..	588
Other Foreign Countries . . .	—	—	—	—	—	162
TOTAL FOREIGN COUNTRIES . . .	—	—	—	—	—	15,477	..	750
Share of Bengal . . .	—	—	—	—	—	96,128	6,478	60,001	18,379	71,342
„ Bombay . . .	—	—	—	—	—	12,011	2,28,790	1,00,168	1,30,001	15,841
„ Sind . . .	—	—	—	—	—	60,385	15,313	6,474	5,955	10,851
„ Madras . . .	—	—	—	—	—	14,743	13,663	1,282	640	8,368
„ Burma . . .	—	—	—	—	—	7,714	8,910	8,149	11,524	5,963
TOTAL . . .	—	—	—	—	—	1,90,970	2,70,154	1,78,064	1,64,810	1,12,459
Total Value of Cotton goods (including Twist and Yarn) . . .	—	—	—	—	—	5,89,281	3,69,684	2,97,154	2,33,157	2,53,673
Flax—										
Manufactures—										
Canvas—										
United Kingdom (including Channel Islands) . . .	Yards 394,977	Yards 126,046	Yards 35,484	Yards 18,341	Yards 15,314	4,77,734	81,288	25,051	10,764	5,842
Germany . . .	92,375	1,22,629
Belgium . . .	20,986	29,175
TOTAL FOREIGN COUNTRIES	118,362	1,52,004
Share of Bengal . . .	423,882	94,616	13,863	9,347	15,096	6,01,922	55,970	7,992	3,267	5,635
„ Bombay . . .	18,290	21,004	8,437	17,519	15,490	5,466
„ Sind . . .	3,845	4,762	1,215	7,963	4,305	1,114
„ Madras . . .	250	..	100	300	..	343	..	91	271	..
„ Burma . . .	2,072	5,574	11,869	8,694	219	1,997	6,518	10,388	7,226	307
TOTAL . . .	448,339	126,046	35,484	18,341	15,314	6,20,788	81,288	25,051	10,764	5,842
Wool—										
Place-goods—										
United Kingdom (including Channel Islands) . . .	Yards 140,278	Yards 25,294	Yards 49,184	Yards 30,296	Yards 60,965	82,856	11,661	22,871	15,063	28,924
Share of Bengal . . .	66,512	..	40	29,012	53,130	42,798	..	75	11,466	21,075
„ Bombay . . .	10,737	25,294	49,144	1,284	228	11,331	11,661	22,793	3,197	788
„ Sind
„ Madras . . .	64,024	28,727
„ Burma	7,607	7,123
TOTAL . . .	140,278	25,294	49,184	30,296	60,965	82,856	11,661	22,871	15,063	28,924
Other sorts (including bags and sacks)—										
United Kingdom (including Channel Islands) . . .	—	—	—	—	—	69,872	52,420	56,838	31,770	27,245
Other British Possessions . . .	—	—	—	—	—	12
TOTAL BRITISH EMPIRE	—	—	—	—	—	69,872	52,420	56,838	31,770	27,257
TOTAL FOREIGN COUNTRIES	—	—	—	—	—	4,343	1,625	..

GENERAL IMPORTS

(846)

(GOVERNMENT STORES)

No. 13—continued

ARTICLES, AND COUNTRIES OF CONSIGNMENT; ALSO SHARE OF EACH PROVINCE	QUANTITY					VALUE				
	1930-31	1931-32	1932-33	1933-34	1934-35	1930-31	1931-32	1932-33	1933-34	1934-35
GOVERNMENT STORES—						R	R	R	R	R
<i>continued</i>										
Textiles—continued										
Flax—continued										
Manufactures—continued										
Other sorts (including bags and sacks)—continued										
Share of Bengal	—	—	—	—	—	9,952	7,577	1,299	2,287	7,685
“ Bombay	—	—	—	—	—	6,754	2,801	37,580	3,653	2,870
“ Sind	—	—	—	—	—	54,785	37,499	15,696	26,339	14,102
“ Madras	—	—	—	—	—	2,089	1,673	1,421	595	986
“ Burma	—	—	—	—	—	632	3,770	37	501	1,715
TOTAL	—	—	—	—	—	74,216	52,420	56,393	83,405	27,258
Total value of Flax (including Twist and Yarn)	—	—	—	—	—	7,86,809	1,45,364	1,04,256	50,232	62,024
Wool—										
Manufactures—										
Hosiery—	Lbs.	Lbs.	Lbs.	Lbs.	Lbs.					
United Kingdom (including Channel Islands)	100	26	401	650	..	1,230	172	911	1,642
Share of Bombay	100	25	401	650	..	1,230	172	911	1,642
Piecegoods—										
United Kingdom (including Channel Islands)	Yards	Yards	Yards	Yards	Yards	4,79,060	6,70,870	7,11,554	3,85,273	6,19,770
Ceylon (excluding Maldives)	896	833
TOTAL BRITISH EMPIRE	836,618	518,200	593,250	304,537	422,870	4,79,060	6,70,870	7,11,554	3,85,273	6,20,083
Share of Bengal	310,518	177,378	429,093	38,244	21,213	4,49,429	2,13,761	5,31,337	20,097	10,956
“ Bombay	20,187	274,861	161,912	196,655	248,476	15,726	3,27,437	1,72,423	2,21,551	3,97,839
“ Sind	1,510	58,853	346	69,295	149,834	6,118	1,07,640	4,677	1,16,700	2,01,546
“ Madras	3,403	32	1,382	769	..	3,067	87	1,502	545	..
“ Burma	1,000	7,575	512	9,564	3,257	4,720	21,945	1,715	26,280	10,342
TOTAL	386,618	518,200	593,250	304,537	422,870	4,79,060	6,70,870	7,11,554	3,85,273	6,20,083
Other sorts—	Lbs.	Lbs.	Lbs.	Lbs.	Lbs.					
United Kingdom (including Channel Islands)	28,174	8,746	8,652	21,147	22,558	78,104	22,441	22,807	37,635	32,404
Other British Possessions	10	..	570	12	..	373
TOTAL BRITISH EMPIRE	28,174	8,746	8,662	21,147	23,128	78,104	22,441	22,819	37,635	32,807
TOTAL FOREIGN COUNTRIES	585	..	1,048	1,204	..	612
Share of Bengal	5,873	3,808	4,118	3,646	2,178	38,024	9,117	5,661	9,510	2,327
“ Bombay	10,067	4,480	3,884	11,587	3,281	22,010	11,876	10,716	13,760	6,335
“ Sind	9,416	244	43	4,790	15,145	18,603	686	137	12,046	10,978
“ Madras	40	186	..
“ Burma	353	214	1,660	1,084	2,544	761	762	3,916	2,034	4,227
TOTAL	28,709	8,746	9,705	21,147	23,128	79,308	22,441	23,431	37,635	32,807
Total value of Wool	—	—	—	—	—	5,58,458	6,94,641	7,35,167	4,23,819	6,54,692
Vehicles, excluding locomotives, etc., for railways—										
Carriages and Carts (excluding railway carriages), and parts thereof—										
United Kingdom (including Channel Islands)	—	—	—	—	—	1,05,102	8,970	81,581	1,35,842	5,103

No. 13—continued

ARTICLES, AND COUNTRIES OF CONSIGNMENT; ALSO SHARE OF EACH PROVINCE	QUANTITY					VALUE				
	1930-31	1931-32	1932-33	1933-34	1934-35	1930-31	1931-32	1932-33	1933-34	1934-35
GOVERNMENT STORES— continued						R	R	R	R	R
Vehicles, excluding loco- motives, etc., for rail- ways—continued										
Share of Bengal	—	—	—	—	—	3,836	..	3,933	3,278	3,742
„ Bombay	—	—	—	—	—	26,297	..	6,678	..	757
„ Sind	—	—	—	—	—	..	4,928	61,191	1,32,154	182
„ Madras	—	—	—	—	—	42	..
„ Burma	75,969	4,042	9,829	368	517
{ Protected	—	—	—	—	—	13,598	..	288	42	175
{ Not protected	—	91,504	8,970	81,248	1,26,800	5,023
TOTAL	—	—	—	—	—	1,05,102	8,970	81,531	1,35,842	5,198
Carriages and parts for Rail- ways—										
United Kingdom (including Channel Islands)	—	—	—	—	—	18,63,206	6,08,788	2,39,492	1,33,596	2,32,273
Other British Possessions	—	—	—	—	—	..	1,045	4,020	2,858	..
TOTAL BRITISH EMPIRE	—	—	—	—	—	18,63,206	6,00,833	2,43,512	1,36,454	2,32,273
Sweden	—	—	—	—	—	45,405	..	206	..	537
Germany	—	—	—	—	—	21,213	1,83,849	87,150	65,298	51,083
Belgium	—	—	—	—	—	2,56,935	21,318	..	55,410	1,66,379
Italy (including Fiume)	—	—	—	—	—	2,35,781	4,65,778	26,864	11,997	22,604
United States of America— Via Atlantic Coast	—	—	—	—	—	151
TOTAL FOREIGN COUNTRIES	—	—	—	—	—	5,59,435	6,20,940	64,220	1,32,705	2,41,503
Share of Bengal	—	—	—	—	—	8,22,805	7,97,913	38,207	10,572	1,44,043
„ Bombay	—	—	—	—	—	5,76,467	87,958	8,333	42,621	66,072
„ Sind	—	—	—	—	—	3,89,331	1,28,157	2,24,695	1,02,100	2,43,326
„ Burma	—	—	—	—	—	1,43,037	2,16,748	36,587	1,13,866	20,331
TOTAL	—	—	—	—	—	19,22,641	12,30,778	3,07,732	2,60,159	4,73,776
Wagons and parts for Rail- ways—										
United Kingdom (including Channel Islands)	—	—	—	—	—	5,23,238	53,316	7,050	12,863	20,744
Germany	—	—	—	—	—	42,471	38,494	5,897	15,181	47,109
Belgium	—	—	—	—	—	14,579	22,295	3,206	26,622	61,032
Italy (including Fiume)	—	—	—	—	—	52,907	22,453	5,383
TOTAL FOREIGN COUNTRIES	—	—	—	—	—	1,09,957	88,242	9,103	41,803	1,14,124
Share of Bengal	—	—	—	—	—	97,792	..	13,031	5,581	1,199
„ Bombay	—	—	—	—	—	2,429	..	1,540
„ Sind	—	—	—	—	—	3,59,729	91,472	1,591	46,330	1,26,870
„ Burma	—	—	—	—	—	1,43,245	45,086	..	3,753	16,799
TOTAL	—	—	—	—	—	6,33,195	1,36,558	16,162	54,666	1,43,868
Ships, parts of (including Launches and Boats)—										
United Kingdom (including Channel Islands)	—	—	—	—	—	4,06,281	10,212	48,654	11,521	34,946
Other British Possessions	—	—	—	—	—	200	..
TOTAL BRITISH EMPIRE	—	—	—	—	—	4,06,281	10,212	48,654	11,721	34,946
Share of Bengal	—	—	—	—	—	..	8,893	7,455
„ Bombay	—	—	—	—	—	..	1,349	..	200	..
„ Sind	—	—	—	—	—	261	9,504	27,490
„ Madras	—	—	—	—	—	48,654	1,379	..
„ Burma	—	—	—	—	—	4,06,020	638	..
TOTAL	—	—	—	—	—	4,06,281	10,212	48,654	11,721	34,946

GENERAL IMPORTS

(848)

(GOVERNMENT STORES)

No. 13—continued

ARTICLES, AND COUNTRIES OF CONSIGNMENT; ALSO SHARE OF EACH PROVINCE	QUANTITY					VALUE				
	1930-31	1931-32	1932-33	1933-34	1934-35	1930-31	1931-32	1932-33	1933-34	1934-35
GOVERNMENT STORES— <i>continued</i>						R	R	R	R	R
Vehicles, excluding loco- motives, etc., for rail- ways—concluded										
Other kinds—										
United Kingdom (including Channel Islands)	—	—	—	—	—	2,27,60,873	93,51,814	68,26,993	29,32,817	29,04,119
Ceylon (excluding Maldives)	—	—	—	—	—	—	325	—	35,301	—
Straits Settlements	—	—	—	—	—	—	6,320	—	—	2,987
TOTAL BRITISH EMPIRE	—	—	—	—	—	2,27,60,873	93,58,459	68,26,993	29,68,118	29,07,206
Iraq	—	—	—	—	—	62,198	5	—	14,732	51,234
Egypt	—	—	—	—	—	14,724	—	—	10,406	10,334
Other Foreign Countries	—	—	—	—	—	934	402	153	—	986
TOTAL FOREIGN COUNTRIES	—	—	—	—	—	77,856	407	153	25,138	62,554
Share of Bengal	—	—	—	—	—	4,432	50,203	15,124	11,195	64,813
“ Bombay	—	—	—	—	—	35,49,573	4,28,313	4,56,991	1,46,260	1,17,489
“ Sind	—	—	—	—	—	1,92,49,423	58,73,048	58,53,935	28,35,801	27,55,355
“ Madras	—	—	—	—	—	32,266	932	1,096	—	30,643
“ Burma	—	—	—	—	—	3,030	6,320	—	—	1,460
TOTAL	—	—	—	—	—	2,28,38,729	93,58,866	68,27,146	29,93,256	29,69,760
<i>Total Value of Vehicles, excluding locomotives, etc., for railways</i>	—	—	—	—	—	2,59,05,948	1,07,45,379	67,81,225	34,04,044	36,27,548
All other articles— <i>Unmanufactured—</i>										
United Kingdom (including Channel Islands)	—	—	—	—	—	60,036	3,54,598	2,16,897	52,758	51,708
Ceylon (excluding Maldives)	—	—	—	—	—	—	105	98	8,881	789
Straits Settlements	—	—	—	—	—	98	7,095	800	45	10
Commonwealth of Aus- tralia	—	—	—	—	—	12,20,093	12,77,950	—	8,99,416	11,28,148
Other British Possessions	—	—	—	—	—	—	—	186	15	—
TOTAL BRITISH EMPIRE	—	—	—	—	—	12,80,222	16,30,748	2,17,981	9,61,115	11,80,745
Germany	—	—	—	—	—	1,194	22,894	1,128	3	655
Belgium	—	—	—	—	—	1,13,050	—	—	—	—
Italy (including Finme)	—	—	—	—	—	28	—	—	—	—
Iran	—	—	—	—	—	30,04,170	26,96,300	20,81,550	13,11,967	14,71,857
Siam	—	—	—	—	—	18,802	8,248	—	—	—
Egypt	—	—	—	—	—	1,867	40,210	—	—	—
United States of America— Via Atlantic Coast	—	—	—	—	—	3,11,366	1,905	5,39,714	11,129	4,14,789
“ Pacific “	—	—	—	—	—	519	—	—	—	—
Argentine Republic (in- cluding the Atlantic Coast of Patagonia)	—	—	—	—	—	—	—	—	—	4,93,200
Other Foreign Countries	—	—	—	—	—	426	—	232	4,340	728
TOTAL FOREIGN COUNTRIES	—	—	—	—	—	43,51,422	27,60,557	26,22,624	13,27,448	23,81,229
Share of Bengal	—	—	—	—	—	12,62,831	16,14,394	3,472	9,12,232	11,37,943
“ Bombay	—	—	—	—	—	13,33,376	4,97,494	5,71,901	3,70,815	6,469
“ Sind	—	—	—	—	—	25,62,632	22,94,461	22,48,950	10,13,965	24,16,430
“ Madras	—	—	—	—	—	1,454	3,734	10,394	1,405	1,627
“ Burma	—	—	—	—	—	301	182	988	146	105
TOTAL	—	—	—	—	—	56,40,644	44,00,305	23,40,605	22,88,583	35,81,974

No. 13—continued

ARTICLES, AND COUNTRIES OF CONSIGNMENT; ALSO SHARE OF EACH PROVINCE	QUANTITY					VALUE				
	1930-31	1931-32	1932-33	1933-34	1934-35	1930-31	1931-32	1932-33	1933-34	1934-35
GOVERNMENT STORES— <i>continued</i>						R	R	R	R	R
All other articles—continued										
Manufactured—										
United Kingdom (including Channel Islands) . . .	—	—	—	—	—	17,07,527	10,68,461	7,23,481	7,00,244	6,31,071
Ceylon (excluding Maldives)	—	—	—	—	—	82,802	22,201	24,869	9,249	10,200
Commonwealth of Aus- tralia	—	—	—	—	—	91,712	1,20,344	76,220	32,950	24,131
Other British Possessions .	—	—	—	—	—	148	3,190	2,689	400	3,700
TOTAL BRITISH EMPIRE.	—	—	—	—	—	18,32,189	12,09,205	8,27,259	7,48,883	6,75,162
Germany	—	—	—	—	—	16,410	22,233	10,382	10,616	14,200
Netherlands	—	—	—	—	—	28,215	18,702	..	152	8,243
Belgium	—	—	—	—	—	..	1,717	452	..	9,328
France	—	—	—	—	—	20,280	..	550	431	..
Switzerland	—	—	—	—	—	74,121	..	6	16	..
Italy (including Flume) . .	—	—	—	—	—	25,677	1,233	5,678	1,313	6,747
Turkey, Asiatic	—	—	—	—	—	12,060
Java	—	—	—	—	—	4,78,104	2,50,898	77,473	..	25
Argentine Republic (includ- ing the Atlantic Coast of Patagonia)	—	—	—	—	—	9,716	12,005
Other Foreign Countries . .	—	—	—	—	—	6,033	5,007	6,936	3,089	1,488
TOTAL FOREIGN COUNTRIES	—	—	—	—	—	6,60,870	3,08,775	1,01,376	25,831	52,754
Share of Bengal	—	—	—	—	—	4,31,456	3,35,292	1,92,430	1,30,440	1,52,537
" <i>Bombay</i>	—	—	—	—	—	8,73,967	4,29,688	2,01,659	1,03,893	1,70,018
" <i>Sind</i>	—	—	—	—	—	9,21,373	5,46,970	4,60,716	3,62,032	2,36,424
" <i>Madras</i>	—	—	—	—	—	1,62,360	1,12,467	41,181	77,712	1,16,747
" <i>Burma</i>	—	—	—	—	—	1,01,014	91,578	42,599	50,137	43,199
TOTAL	—	—	—	—	—	24,93,059	15,15,980	9,28,635	7,74,214	7,27,916
Total value of Government Stores—										
United Kingdom (including Channel Islands)	—	—	—	—	—	6,48,47,285	3,17,05,741	2,00,72,931	1,45,16,388	6,04,94,604
Aden and Dependencies . .	—	—	—	—	—	20,844	1,700	2,863	1,396	4,960
Ceylon (excluding Maldives)	—	—	—	—	—	38,217	23,207	25,273	53,707	19,406
Straits Settlements	—	—	—	—	—	2,60,505	2,80,408	1,64,540	2,99,976	7,31,891
Hongkong	—	—	—	—	—	568	14,671
Union of South Africa . . .	—	—	—	—	—	10,159	10	..	1	..
Canada — Via Atlantic Coast	—	—	—	—	—	75,546	70,587
Commonwealth of Aus- tralia	—	—	—	—	—	15,01,770	13,98,294	77,188	9,82,400	11,52,304
Other British Possessions .	—	—	—	—	—	2,771	1,736	4,608	75	3,625
TOTAL BRITISH EMPIRE	—	—	—	—	—	6,66,81,118	3,34,20,166	2,03,47,448	1,58,78,394	6,84,92,108

GENERAL IMPORTS

(850)

(GOVERNMENT STORES)

No. 13—concluded

ARTICLES, AND COUNTRIES OF CONSIGNMENT; ALSO SHARE OF EACH PROVINCE	QUANTITY					VALUE				
	1930-31	1931-32	1932-33	1933-34	1934-35	1930-31	1931-32	1932-33	1933-34	1934-35
GOVERNMENT STORES— concluded						R	R	R	R	R
Total value of Government Stores—continued										
Sweden	—	—	—	—	—	1,02,678	38,104	44,046	3,260	11,167
Norway	—	—	—	—	—	5,694	..	1,236	..	18,494
Germany	—	—	—	—	—	40,87,776	37,86,257	5,45,400	14,46,983	9,52,015
Netherlands	—	—	—	—	—	1,72,520	1,04,314	28,941	22,782	48,528
Belgium	—	—	—	—	—	23,24,610	8,13,400	1,38,560	2,28,037	4,88,300
France	—	—	—	—	—	31,556	6,325	2,424	20,871	16,965
Switzerland	—	—	—	—	—	74,181	..	410	10,204	..
Italy (including Fiume) .	—	—	—	—	—	20,87,838	7,70,184	1,62,654	1,76,441	2,70,691
Austria	—	—	—	—	—	8,456	3,861	100	52,318	754
Hungary	—	—	—	—	—	90,052	..
Turkey, Asiatic	—	—	—	—	—	12,060	5,125	..	127	..
Iraq	—	—	—	—	—	1,28,107	25,623	68	18,166	52,074
Iran	—	—	—	—	—	39,06,417	26,30,379	20,81,550	18,11,967	14,71,864
Java	—	—	—	—	—	4,78,104	2,56,893	77,473	1,122	25
Sum	—	—	—	—	—	18,802	8,248	749
China (exclusive of Hong- kong and Macao)	—	—	—	—	—	24,589	4,706	51,542	1,18,511	613
Egypt	—	—	—	—	—	1,55,719	40,453	..	10,446	11,336
United States of America— Via Atlantic Coast	—	—	—	—	—	14,44,290	7,65,653	8,44,350	66,280	6,17,962
" Pacific "	—	—	—	—	—	31,016	6,897	2,212	389	520
Argentine Republic (in- cluding the Atlantic Coast of Patagonia)	—	—	—	—	—	9,713	5,05,865
Other Foreign Countries	—	—	—	—	—	8,484	3,123	3,545	8,620	1,385
TOTAL FOREIGN COUNTRIES	—	—	—	—	—	1,60,07,951	92,04,265	39,85,431	35,96,884	44,68,207
Share of Bengal	—	—	—	—	—	1,73,25,669	82,39,321	40,00,653	46,76,925	46,03,694
" Bombay	—	—	—	—	—	1,84,37,143	60,95,190	39,72,564	45,00,936	69,17,140
" Sind	—	—	—	—	—	4,15,59,479	2,13,90,537	1,30,26,493	78,91,495	1,01,65,056
" Madras	—	—	—	—	—	23,44,694	38,34,636	15,03,699	13,55,050	12,40,768
" Burma	—	—	—	—	—	30,22,134	26,54,167	12,39,540	11,47,572	10,33,757
GRAND TOTAL	—	—	—	—	—	8,28,69,069	4,27,14,391	2,43,32,879	1,94,75,278	2,29,60,405

(GOVERNMENT STORES)

INDIAN MERCHANDISE

No. 14.

QUANTITY and VALUE of EXPORTS of GOVERNMENT STORES (INDIAN MERCHANDISE) from
BRITISH INDIA in each official year from 1930-31 to 1934-35.

ARTICLES, AND COUNTRIES OF FINAL DESTINATION; ALSO SHARE OF EACH PROVINCE	QUANTITY					VALUE				
	1930-31	1931-32	1932-33	1933-34	1934-35	1930-31	1931-32	1932-33	1933-34	1934-35
GOVERNMENT STORES—						₹	₹	₹	₹	₹
Apparel (including Drapery, Uniforms, Accoutrements, but excluding Hosiery)—										
United Kingdom (including Channel Islands)	—	—	—	—	—	12,182	70	103
Straits Settlements	—	—	—	—	—	11,072	17,762	3,553	15,609	10,992
Hongkong	—	—	—	—	—	9,014	7,018	..	7,858	16,847
Other British Possessions	—	—	—	—	—	1,931	32	2,258	200	500
TOTAL BRITISH EMPIRE	—	—	—	—	—	35,099	24,877	5,811	23,727	28,032
Egypt	—	—	—	—	—	30,155	890
Other Foreign Countries	—	—	—	—	—	1,889	4,666	108	625	..
TOTAL FOREIGN COUNTRIES	—	—	—	—	—	32,044	5,556	108	625	..
Share of Bengal	—	—	—	—	—	478	517	291	170	2,390
" Bombay	—	—	—	—	—	45,827	5,556	..	825	693
" Sind	—	—	—	—	—	270
" Madras	—	—	—	—	—	60	39
" Burma	—	—	—	—	—	20,608	24,328	5,628	23,357	24,449
TOTAL	—	—	—	—	—	67,143	30,432	5,919	24,352	28,032
Arms, Ammunition and Military Stores—										
Straits Settlements	—	—	—	—	—	7,481	8,191	2,928	11,574	96
Hongkong	—	—	—	—	—	1,306	280	5,881	9,148	3,953
Other British Possessions	—	—	—	—	—	..	3,500	75
TOTAL BRITISH EMPIRE	—	—	—	—	—	8,777	11,971	8,884	20,717	4,049
China (exclusive of Hong- kong and Macao)	—	—	—	—	—	1,346
Share of Bengal	—	—	—	—	—	2,742	2,780	5,581	9,143	3,953
" Madras	—	—	—	—	—	..	1,000
" Burma	—	—	—	—	—	7,481	8,191	3,003	11,574	96
TOTAL	—	—	—	—	—	10,223	11,971	8,884	20,717	4,049
Books, printed, and printed matter (not being stationery), including Maps and Charts—										
United Kingdom (including Channel Islands)	—	—	—	—	—	60,604	74,182	78,845	51,884	40,594
Other British Possessions	—	—	—	—	—	67	299	1,086	1,171	2,214
TOTAL BRITISH EMPIRE	—	—	—	—	—	60,671	74,481	79,931	53,055	42,718
TOTAL FOREIGN COUNTRIES	—	—	—	—	—	2,632	5,138	8,059	4,768	6,892
Share of Bengal	—	—	—	—	—	39,813	57,302	48,299	36,144	23,688
" Bombay	—	—	—	—	—	16,029	10,556	16,112	17,524	21,928
" Sind	—	—	—	—	—	..	240
" Madras	—	—	—	—	—	7,511	10,490	23,588	4,113	3,491
" Burma	—	—	—	—	—	..	531	..	37	568
TOTAL	—	—	—	—	—	63,358	79,619	87,990	57,818	49,680

GENERAL EXPORTS

(852)

(GOVERNMENT STORES)
INDIAN MERCHANDISE

No. 14—continued

ARTICLES, AND COUNTRIES OF FINAL DESTINATION; ALSO SHARE OF EACH PROVINCE	QUANTITY					VALUE				
	1930-31	1931-32	1932-33	1933-34	1934-35	1930-31	1931-32	1932-33	1933-34	1934-35
GOVERNMENT STORES— <i>continued</i>										
Boots and Shoes—	Pairs	Pairs	Pairs	Pairs	Pairs	R	R	R	R	R
TOTAL BRITISH EMPIRE	73	237	323	88	267	937	2,900	3,404	431	2,241
Share of Bengal	37	231
.. Burma . . .	73	237	323	88	230	937	2,900	3,404	431	2,010
TOTAL . . .	73	237	323	88	267	937	2,900	3,404	431	2,241
Building and Engineering Materials, other than of Iron, steel, or wood	—	—	—	—	—
Coal and Coke . . .	Tons	Tons	Tons	Tons	Tons
Drugs, Medicines and Narcotics—										
United Kingdom (including Channel Islands) . . .	—	—	—	—	—	..	861	21,568	59,912	1,02,986
Other British Possessions . . .	—	—	—	—	—	260	..	75	723	1,424
TOTAL BRITISH EMPIRE . . .	—	—	—	—	—	260	861	21,643	60,635	1,04,410
TOTAL FOREIGN COUNTRIES	—	—	—	—	—	255	60	20
Share of Bengal . . .	—	—	—	—	—	21,876	60,437	1,03,473
.. Bombay . . .	—	—	—	—	—	256	..	16	132	967
.. Madras . . .	—	—	—	—	—	260	361	40
.. Burma . . .	—	—	—	—	—	..	60	..	66	..
TOTAL . . .	—	—	—	—	—	505	411	21,931	60,635	1,04,430
Grain, Pulse and Flour—	Tons	Tons	Tons	Tons	Tons					
Barley
Gram—										
Aden and Dependencies . . .	37	5,654
Share of Sind . . .	37	5,654
Rice, not in the husk—	Tons	Tons	Tons	Tons	Tons					
TOTAL BRITISH EMPIRE . . .	20	2,360	..	3
TOTAL FOREIGN COUNTRIES . . .	14	25	24	16	18	1,755	1,716	1,774	850	1,047
Share of Bombay . . .	6	720
.. Sind	68
.. Burma . . .	28	25	24	16	18	3,327	1,716	1,777	850	1,047
TOTAL . . .	34	25	24	16	18	4,115	1,716	1,777	850	1,047
Wheat—	Tons	Tons	Tons	Tons	Tons					
TOTAL FOREIGN COUNTRIES	4	388	79
Share of Sind	30	79
.. Burma . . .	4	358
TOTAL . . .	4	388	79

No. 14—continued

ARTICLES, AND COUNTRIES OF FINAL DESTINATION; ALSO SHARE OF EACH PROVINCE	QUANTITY					VALUE				
	1930-31	1931-32	1932-33	1933-34	1934-35	1930-31	1931-32	1932-33	1933-34	1934-35
GOVERNMENT STORES— continued										
Grain, Pulse and Flour —continued	Tons	Tons	Tons	Tons	Tons	Rs	Rs	Rs	Rs	Rs
Wheat flour—										
Native States in Arabia other than Muskat Territory and Trucial Oman	132	10,063	..
Iraq	217	254	239	38,248	29,608	27,238
TOTAL FOREIGN COUNTRIES	217	254	239	132	..	38,248	29,608	27,238	10,063	..
Share of Bombay	254	29,608
„ Sind	217	..	239	132	..	38,248	..	27,238	10,063	..
TOTAL	217	254	239	132	..	38,248	29,608	27,238	10,063	..
Other sorts—	Tons	Tons	Tons	Tons	Tons					
Aden and Dependencies	8	1,066
TOTAL FOREIGN COUNTRIES	13
Share of Sind	3	1,066
„ Burma	13
TOTAL	8	1,066	..	13
Hardware and Cutlery, in- cluding Agricultural Imple- ments and Plated Ware—										
United Kingdom (including Channel Islands)	—	—	—	—	—	7,232	19,447	4,470	1,405	7,066
Hongkong	—	—	—	—	—	2,432	950	17,940	2,168	14,717
Other British Possessions	—	—	—	—	—	7,217	8,185	3,418	1,017	2,523
TOTAL BRITISH EMPIRE	—	—	—	—	—	16,881	14,582	25,828	5,490	24,306
Iraq	—	—	—	—	—	..	5,135	418
Other Foreign Countries	—	—	—	—	—	20	..	875	1,455	573
TOTAL FOREIGN COUNTRIES	—	—	—	—	—	20	5,135	875	1,455	991
Share of Bengal	—	—	—	—	—	2,432	980	20,370	4,324	17,498
„ Bombay	—	—	—	—	—	10,741	11,127	3,050	60	7,022
„ Sind	—	—	—	—	—	30
„ Madras	—	—	—	—	—	800	4,585	2,343	500	..
„ Burma	—	—	—	—	—	2,908	3,045	940	2,071	133
TOTAL	—	—	—	—	—	10,901	19,727	26,708	6,945	25,297
Instruments, Apparatus and Appliances and parts thereof—										
United Kingdom (including Channel Islands)	—	—	—	—	—	3,301	3,761	25,118	10,150	8,884
Aden and Dependencies	—	—	—	—	—	55	9,003	1,101	3,250	6,842
Other British Possessions	—	—	—	—	—	1,920	2,261	4,570	1,075	5,410
TOTAL BRITISH EMPIRE	—	—	—	—	—	5,276	15,025	30,789	14,475	21,136
China (exclusive of Hong- kong and Macao)	—	—	—	—	—	5,158	..	41
Other Foreign Countries	—	—	—	—	—	1,505	4,043	220	2,748	2,316
TOTAL FOREIGN COUNTRIES	—	—	—	—	—	1,505	4,043	5,378	2,748	2,357

GENERAL EXPORTS

(854)

(GOVERNMENT STORES)
INDIAN MERCHANDISE

No. 14—continued

ARTICLES, AND COUNTRIES OF FINAL DESTINATION; ALSO SHARE OF EACH PROVINCE	QUANTITY					VALUE				
	1930-31	1931-32	1932-33	1933-34	1934-35	1930-31	1931-32	1932-33	1933-34	1934-35
GOVERNMENT STORES— <i>continued</i>						Rs	Rs	Rs	Rs	Rs
Share of Bengal . . .	—	—	—	—	—	3,080	938	29,303	1,763	6,188
" Bombay . . .	—	—	—	—	—	1,082	16,502	2,364	13,463	17,126
" Madras . . .	—	—	—	—	—	238
" Burma . . .	—	—	—	—	—	1,816	1,628	4,501	2,007	206
TOTAL . . .	—	—	—	—	—	6,781	19,068	36,167	17,223	28,493
Leather—										
<i>Unwrought—</i>	Cwts.	Cwts.	Cwts.	Cwts.	Cwts.					
TOTAL BRITISH EMPIRE	1	37	..	110	449
Share of Bengal	37	433
" Burma	1	110	16
TOTAL	1	37	..	110	449
Manufactures—										
TOTAL BRITISH EMPIRE	—	—	—	—	—	55	58	425	178	1,342
Share of Bengal . . .	—	—	—	—	—	39	..	1,185
" Burma . . .	—	—	—	—	—	55	58	336	178	157
TOTAL . . .	—	—	—	—	—	55	58	425	178	1,342
Liquor—										
<i>Ale, Beer and Porter</i>	Gals.	Gals.	Gals.	Gals.	Gals.
<i>Spirits—</i>	Gals.	Gals.	Gals.	Gals.	Gals.
TOTAL FOREIGN COUNTRIES	9	40
Share of Bombay	9	40
Metals and Ores—										
Brass, Bronze and similar alloys and manufactures thereof	Cwts.	Cwts.	Cwts.	Cwts.	Cwts.
Copper—										
Unwrought
Wrought—										
TOTAL BRITISH EMPIRE	2	2	2	75	300	300
Share of Bengal	15
" Bombay	2	2	2	60	300	300
TOTAL	2	2	2	75	300	300
Iron or Steel—	Tons	Tons	Tons	Tons	Tons
TOTAL BRITISH EMPIRE	60	200	..	127	..
Share of Bengal	200
" Burma	60	127	..
TOTAL	60	200	..	127	..
Metals and Ores, unenumerated—	Cwts.	Cwts.	Cwts.	Cwts.	Cwts.
Aden and Dependencies	13	8	10,000	6,000

No. 14—continued

ARTICLES, AND COUNTRIES OF FINAL DESTINATION; ALSO SHARE OF EACH PROVINCE	QUANTITY					VALUE				
	1930-31	1931-32	1932-33	1933-34	1934-35	1930-31	1931-32	1932-33	1933-34	1934-35
GOVERNMENT STORES— <i>continued</i>						R	R	R	R	R
Metals and Ores—contd.										
<i>Metals and Ores, Unnumera- ted—contd.</i>	Cwts.	Cwts.	Cwts.	Cwts.	Cwts.					
Share of Bombay	13	8	10,000	6,000
Total of Metals and Ores	Tons	Tons	Tons	Tons	Tons	60	200	75	10,427	6,800
Opium—	Chests &	Chests &	Chests &	Chests &	Chests &					
British Empire—	Cwts.	Cwts.	Cwts.	Cwts.	Cwts.					
Shipped to the United King- dom (including Channel Islands)	70=100	1=1	..=..	..=..	..=..	1,91,693	1,714
Shipped direct to the Govern- ments of Hongkong, the Straits Settlements, and other East Indian Govern- ments—										
To Aden and Dependencies	..=..	..=..	..=..	..=..	1=1	1,702	..	1,099
„ Ceylon (excluding Maldives)	24=30	20=25	16=20	12=15	8=10	90,000	80,000	64,000	48,000	32,000
„ Straits Settlements	1,460=1,828	1,207=1,506	784=979	602=1,124	426=528	58,40,000	48,28,000	31,36,000	36,08,000	17,04,000
„ Hongkong	141=177	116=144	48=60	37=46	48=60	5,64,000	4,64,000	1,92,000	1,48,000	1,92,000
„ Br. Borneo	45=54	06=82	32=41	55=67	11=14	1,80,000	2,64,000	1,28,000	2,20,000	44,000
TOTAL BRITISH EMPIRE	1,740=2,194	1,410=1,758	880=1,100	1,006=1,252	494=613	68,71,693	50,37,714	35,21,702	40,24,000	19,73,000
To Japan	..=..	..=..	..=..	..=..	..=..	35
Share of Bengal	1,740=2,184	1,409=1,757	880=1,100	1,006=1,252	493=612	68,71,693	50,36,070	35,20,935	40,24,000	19,72,000
„ Bombay	..=..	1=1	..=..	..=..	1=1	..	1,714	1,702	..	1,099
TOTAL	1,740=2,184	1,410=1,758	880=1,100	1,006=1,252	494=613	68,71,693	50,37,714	35,21,737	40,24,000	19,73,000
Stationery (excluding paper)—										
United Kingdom (including Channel Islands)	—	—	—	—	—	0,321	307	989	800	172
Aden and Dependencies	—	—	—	—	—	3,777	2,582	5,222	3,109	5,067
Other British Possessions	—	—	—	—	—	1,626	4,006	2,867	1,787	3,275
TOTAL BRITISH EMPIRE	—	—	—	—	—	12,224	7,286	9,058	10,196	9,114
TOTAL FOREIGN COUNTRIES	—	—	—	—	—	3,293	2,493	1,890	1,869	2,305
Share of Bengal	—	—	—	—	—	11,810	7,073	3,472	3,537	9,676
„ Bombay	—	—	—	—	—	3,514	1,987	1,395	3,222	1,643
„ Sind	—	—	—	—	—	193	75	366	206	160
„ Burma	—	—	—	—	—	..	643	725	50	..
TOTAL	—	—	—	—	—	15,517	9,778	10,948	12,085	11,479
Textiles—										
Cotton manufactures—										
United Kingdom (including Channel Islands)	—	—	—	—	—	1,13,802	72,301	78,457	1,01,614	1,00,233
Straits Settlements	—	—	—	—	—	1,610	1,308	2,580	6,109	224
Hongkong	—	—	—	—	—	18,280	4,992	22,120	48,807	5,603
Commonwealth of Australia	—	—	—	—	—	3,451
Other British Possessions	—	—	—	—	—	7,816	5,041	6,847	9,050	4,572
TOTAL BRITISH EMPIRE	—	—	—	—	—	1,41,708	84,142	1,06,004	1,60,080	1,10,083

GENERAL EXPORTS

(856)

(GOVERNMENT STORES)
INDIAN MERCHANDISE

No. 14—continued

ARTICLES, AND COUNTRIES OF FINAL DESTINATION; ALSO SHARE OF EACH PROVINCE	QUANTITY					VALUE				
	1930-31	1931-32	1932-33	1933-34	1934-35	1930-31	1931-32	1932-33	1933-34	1934-35
						R	R	R	R	R
GOVERNMENT STORES— <i>continued</i>										
Textiles—concluded										
Cotton Manufactures—contd.										
China (exclusive of Hongkong and Macao) . . .	—	—	—	—	—	24,326	15,894	15,512	7,789	400
Other Foreign Countries . . .	—	—	—	—	—	2,625	807	756	343	1,200
TOTAL FOREIGN COUNTRIES . . .	—	—	—	—	—	27,451	16,701	16,268	8,132	1,600
<i>Share of Bengal . . .</i>	—	—	—	—	—	1,63,281	98,329	1,17,069	1,68,322	1,17,538
<i>„ Bombay . . .</i>	—	—	—	—	—	3,568	654	1,001	361	968
<i>„ Sind . . .</i>	—	—	—	—	—	..	10	150	144	..
<i>„ Burma . . .</i>	—	—	—	—	—	1,610	1,860	3,062	3,885	2,198
TOTAL . . .	—	—	—	—	—	1,68,459	1,00,843	1,21,272	1,68,212	1,20,740
Flax, manufactures—										
TOTAL BRITISH EMPIRE . . .	—	—	—	—	—	267	1,120	..	16	30
<i>Share of Bengal . . .</i>	—	—	—	—	—	162	16	..
<i>„ Burma . . .</i>	—	—	—	—	—	105	1,120	39
TOTAL . . .	—	—	—	—	—	267	1,120	..	16	30
Wool—										
Manufactures—										
TOTAL BRITISH EMPIRE . . .	—	—	—	—	—	814	1,559	577	3,743	200
<i>Share of Bengal . . .</i>	—	—	—	—	—	146	..	358
<i>„ Bombay . . .</i>	—	—	—	—	—	368	683	219	3,743	200
<i>„ Burma . . .</i>	—	—	—	—	—	300	576
TOTAL . . .	—	—	—	—	—	814	1,559	577	3,743	200
Vehicles (excluding Locomo- tives, etc., for Railways)										
TOTAL BRITISH EMPIRE . . .	—	—	—	—	—	..	4,300
<i>Share of Bengal . . .</i>	—	—	—	—	—	..	4,200
All other articles—										
Unmanufactured—										
United Kingdom (including Channel Islands) . . .	—	—	—	—	—	2,04,688	5,204	93,921	13,591	2,541
Malta and Gozo . . .	—	—	—	—	—	17,897
Other British Possessions . . .	—	—	—	—	—	1,617	718	4,091	2,266	1,074
TOTAL BRITISH EMPIRE . . .	—	—	—	—	—	2,06,300	5,922	1,15,909	15,857	4,215

(GOVERNMENT STORES)

INDIAN MERCHANDISE

No. 14—continued

ARTICLES, AND COUNTRIES OF FINAL DESTINATION; ALSO SHARE OF EACH PROVINCE	QUANTITY					VALUE				
	1930-31	1931-32	1932-33	1933-34	1934-35	1930-31	1931-32	1932-33	1933-34	1934-35
GOVERNMENT STORES— <i>continued</i>						R	R	R	R	R
All other articles—continued										
Unmanufactured—continued										
Germany	—	—	—	—	—	9,570	5	24	2,565	3
Belgium	—	—	—	—	—	5,304	225	43,500	43,000	1,00,000
Iraq	—	—	—	—	—	10,741	68	257	..	567
Other Foreign Countries	—	—	—	—	—	1,872	208	680	4,610	2,362
TOTAL FOREIGN COUNTRIES	—	—	—	—	—	27,487	316	44,401	50,175	1,02,032
Share of Bengal	—	—	—	—	—	21,820	5,350	10,477	20,747	6,201
" <i>Bombay</i>	—	—	—	—	—	17,338	12	43,798	43,500	1,00,000
" <i>Sind</i>	—	—	—	—	—	206	83	13	604	163
" <i>Madras</i>	—	—	—	—	—	281	677	50	277	18
" <i>Burma</i>	—	—	—	—	—	1,94,164	416	1,06,062	604	760
TOTAL	—	—	—	—	—	2,03,787	6,588	1,60,400	60,032	1,07,147
Manufactured—										
United Kingdom (including Channel Islands)	—	—	—	—	—	7,569	15,738	600	6,821	580
Aden and Dependencies	—	—	—	—	—	6,003	3,570	3,112	2,074	590
Straits Settlements	—	—	—	—	—	4,066	1,327	6,933	10,050	6,831
Hongkong	—	—	—	—	—	13,648	15,249	1,996	362	2,738
Other British Possessions	—	—	—	—	—	2,897	2,767	63	160	87
TOTAL BRITISH EMPIRE	—	—	—	—	—	34,383	39,651	12,706	20,413	10,832
Belgium	—	—	—	—	—	5,776	16,982
Iraq	—	—	—	—	—	16,266	30,681	..	10,280	1,005
Iran	—	—	—	—	—	30,627	861	574
Benjam Isai de'	—	—	—	—	—	5,000
China (exclusive of Hong- kong and Macao)	—	—	—	—	—	..	7,780	1,100	17	6,123
Other Foreign Countries	—	—	—	—	—	5,007	2,173	2,208	3,777	500
TOTAL FOREIGN COUNTRIES	—	—	—	—	—	62,676	58,377	3,458	14,080	8,202
Share of Bengal	—	—	—	—	—	28,635	39,727	3,071	1,351	12,710
" <i>Bombay</i>	—	—	—	—	—	60,813	67,109	5,500	17,074	1,550
" <i>Sind</i>	—	—	—	—	—	2,120	..	50	490	..
" <i>Madras</i>	—	—	—	—	—	1,796	20	100	5,510	769
" <i>Burma</i>	—	—	—	—	—	3,666	1,172	6,933	9,762	3,697
TOTAL	—	—	—	—	—	97,060	97,028	10,254	34,002	19,034
Grand Total value of Government stores—										
United Kingdom (including Channel Islands)	—	—	—	—	—	6,68,195	1,84,481	2,09,520	2,40,177	2,63,165
Malta and Gozo	—	—	—	—	—	1,373	..	17,807	..	608
Aden and Dependencies	—	—	—	—	—	25,925	18,304	18,267	25,472	24,070
Ceylon (excluding Maldives)	—	—	—	—	—	90,450	30,730	64,786	40,060	32,279
Straits Settlements	—	—	—	—	—	58,71,782	48,68,322	51,62,216	80,57,607	17,26,375
British Borneo	—	—	—	—	—	1,60,970	2,64,000	1,28,060	2,20,000	44,000

GENERAL EXPORTS

(858)

(GOVERNMENT STORES)
INDIAN MERCHANDISE

No. 14—concluded

ARTICLES, AND COUNTRIES OF FINAL DESTINATION; ALSO SHARE OF EACH PROVINCE	QUANTITY					VALUE				
	1930-31	1931-32	1932-33	1933-34	1934-35	1930-31	1931-32	1932-33	1933-34	1934-35
						R	R	R	R	R
GOVERNMENT STORES— concluded										
<i>Grand Total value of Govern- ment Stores—continued</i>										
Hongkong	—	—	—	—	—	6,10,019	4,99,870	2,43,973	2,11,392	2,43,236
Commonwealth of Australia	—	—	—	—	—	610	1,897	3,059	5,119	9,388
Other British Possessions .	—	—	—	—	—	8,915	7,576	9,335	5,837	7,482
TOTAL BRITISH EMPIRE .	—	—	—	—	—	74,63,875	59,25,180	39,42,117	44,23,750	23,51,665
Germany	—	—	—	—	—	9,770	5	732	8,259	1,343
Belgium	—	—	—	—	—	11,080	17,207	43,972	43,500	1,00,500
Native States in Arabia (other than Maskat Terri- tory and Trucial Oman) .	—	—	—	—	—	4,553	3,401	327	18,909	2,684
Iraq	—	—	—	—	—	72,296	73,122	31,996	18,549	3,974
Iran	—	—	—	—	—	33,415	2,539	691	553	1,160
Hejaz Islands	—	—	—	—	—	5,285
China (exclusive of Hong- kong and Macao)	—	—	—	—	—	26,172	23,021	22,488	8,510	6,693
Egypt	—	—	—	—	—	31,193	975	1,382	4,978	956
United States of America—										
Via Atlantic Coast	—	—	—	—	—	1,209	6,621	4,457	2,199	4,916
" Pacific "	—	—	—	—	—	271
Other Foreign Countries	—	—	—	—	—	3,907	1,871	3,492	5,329	4,237
TOTAL FOREIGN COUNTRIES .	—	—	—	—	—	1,99,160	1,29,513	1,09,537	1,07,786	1,26,442
Share of Bengal	—	—	—	—	—	71,46,062	58,53,033	37,86,196	43,25,900	22,77,701
" Bombay	—	—	—	—	—	2,20,853	1,05,900	75,256	1,10,494	1,60,338
" Sind	—	—	—	—	—	47,875	30,095	27,807	17,567	328
" Madras	—	—	—	—	—	10,912	17,146	26,121	10,490	4,178
" Burma	—	—	—	—	—	2,37,323	48,519	1,36,274	60,116	35,412
TOTAL	—	—	—	—	—	76,63,025	60,54,692	40,51,654	45,24,533	24,78,007

QUANTITY and VALUE of EXPORTS of GOVERNMENT STORES (FOREIGN MERCHANDISE) from BRITISH INDIA in each official year from 1930-31 to 1934-35.

ARTICLES, AND COUNTRIES OF FINAL DESTINATION; ALSO SHARE OF EACH PROVINCE	QUANTITY					VALUE				
	1930-31	1931-32	1932-33	1933-34	1934-35	1930-31	1931-32	1932-33	1933-34	1934-35
GOVERNMENT STORES—						R	R	R	R	R
Apparel (including drapery, uniforms, accoutrements, but excluding hosiery)—										
United Kingdom (including Channel Islands)	—	—	—	—	—	1,53,926	1,02,573	80,866	16,327	681
Other British Possessions	—	—	—	—	—	2,120	265	2,083	2,048	1,319
TOTAL BRITISH EMPIRE	—	—	—	—	—	1,56,062	1,02,838	82,949	18,375	1,900
TOTAL FOREIGN COUNTRIES	—	—	—	—	—	852	3,009	2,793	2,514	1,600
Share of Bengal	—	—	—	—	—	..	40	688
" Bombay	—	—	—	—	—	1,48,534	1,06,325	85,742	18,530	2,271
" Sind	—	—	—	—	—	8,370	181	..	1,103	881
" Burma	—	—	—	—	—	1,256	80
TOTAL	—	—	—	—	—	1,56,904	1,06,747	85,742	20,289	3,500
Arms, ammunition, and military stores—										
Firearms, and parts thereof—										
United Kingdom (including Channel Islands)	—	—	—	—	—	1,111	12,660	1,397	10,168	9,886
Aden and Dependencies	—	—	—	—	—	12,891
Ceylon (excluding Maldives).	—	—	—	—	—	4,60,687
Hongkong	—	—	—	—	—	1,874	7,096	1,748	500	10,372
Other British Possessions	—	—	—	—	—	1,697	..	3,888
TOTAL BRITISH EMPIRE	—	—	—	—	—	4,76,063	20,646	4,842	10,748	24,040
Maskat Territory and Trucial Oman	—	—	—	—	—	5,840
Other Foreign Countries	—	—	—	—	—	1,760	4,388	279
TOTAL FOREIGN COUNTRIES	—	—	—	—	—	1,760	4,388	5,619
Share of Bengal	—	—	—	—	—	2,285	7,996	1,748	590	10,372
" Bombay	—	—	—	—	—	4,74,828	12,000	2,994	14,486	5,819
" Sind	—	—	—	—	—	9,420
" Burma	—	—	—	—	—	..	650	107	55	4,243
TOTAL	—	—	—	—	—	4,77,813	20,646	4,842	15,131	29,659
Other Sorts—										
United Kingdom (including Channel Islands)	—	—	—	—	—	11,954	36,980	48,810	2,831	16,023
Zanzibar and Pemba	—	—	—	—	—	6,000
Other British Possessions	—	—	—	—	—	2,618	6,598	2,010	2,085	6,740
TOTAL BRITISH EMPIRE	—	—	—	—	—	22,572	43,578	50,820	4,916	22,803
Iraq	—	—	—	—	—	8,656	7,634
Other Foreign Countries	—	—	—	—	—	5,227	3,910	7,650	741	6,770
TOTAL FOREIGN COUNTRIES	—	—	—	—	—	5,227	3,910	7,650	4,397	14,304
Share of Bengal	—	—	—	—	—	46	..	108	..	1,217
" Bombay	—	—	—	—	—	16,906	36,680	11,926	7,748	36,126
" Sind	—	—	—	—	—	11,843	10,817	46,427	1,220	329
" Burma	—	—	—	—	—	345	..
TOTAL	—	—	—	—	—	27,799	47,497	58,470	9,313	37,672

GENERAL EXPORTS

(860)

(GOVERNMENT STORES)

FOREIGN MERCHANDISE

No. 15—continued

ARTICLES, AND COUNTRIES OF FINAL DESTINATION; ALSO SHARE OF EACH PROVINCE	QUANTITY					VALUE				
	1930-31	1931-32	1932-33	1933-34	1934-35	1930-31	1931-32	1932-33	1933-34	1934-35
GOVERNMENT STORES— <i>continued</i>						R	R	R	R	R
Building and engineering materials, other than of iron, steel, or wood—										
TOTAL BRITISH EMPIRE	—	—	—	—	—	200	240
TOTAL FOREIGN COUNTRIES	—	—	—	—	—	520	480
<i>Share of Sind</i>	—	—	—	—	—	780	720
Chemicals, Drugs, Medicines, and Narcotics—										
United Kingdom (including Channel Islands)	—	—	—	—	—	208	32	12,959
Bahrain Islands	—	—	—	—	—	5,115	2,860	4,580	4,780	4,080
Other British Possessions	—	—	—	—	—	636	1,171	938	50	..
TOTAL BRITISH EMPIRE	—	—	—	—	—	5,850	4,051	5,726	4,062	17,039
Alaska Territory and Trust Oman	—	—	—	—	—	8,840	6,480	9,160	9,120	9,835
Other Native States in Arabia	—	—	—	—	—	14,850	2,725	1,972
Egypt	—	—	—	—	—	8,454
Other Foreign Countries	—	—	—	—	—	55
TOTAL FOREIGN COUNTRIES	—	—	—	—	—	23,245	9,205	19,586	9,120	9,335
<i>Share of Bengal</i>	—	—	—	—	—	..	28	10	25	12,067
" <i>Bombay</i>	—	—	—	—	—	6	1,143	9,392	..	4,800
" <i>Sind</i>	—	—	—	—	—	28,355	12,085	15,712	13,700	9,265
" <i>Madras</i>	—	—	—	—	—	10	..	40	7	175
" <i>Burma</i>	—	—	—	—	—	525	..	158	50	67
TOTAL	—	—	—	—	—	28,895	18,250	25,312	13,782	20,074
Glass and glassware—										
TOTAL BRITISH EMPIRE	—	—	—	—	—	200	..	250	..	1,163
<i>Share of Bengal</i>	—	—	—	—	—	200	1,000
" <i>Bombay</i>	—	—	—	—	—	96
" <i>Madras</i>	—	—	—	—	—	250
" <i>Burma</i>	—	—	—	—	—	67
TOTAL	—	—	—	—	—	200	..	250	..	1,163
Hardware and Cutlery, in- cluding agricultural imple- ments and plated ware—										
United Kingdom (including Channel Islands)	—	—	—	—	—	20,004	17,050	30,041	1,76,600	55,010
Other British Possessions	—	—	—	—	—	154	1,829	2,091	2,480	2,136
TOTAL BRITISH EMPIRE	—	—	—	—	—	20,758	18,879	41,732	1,79,080	57,146
TOTAL FOREIGN COUNTRIES	—	—	—	—	—	1,725	44	581	254	840
<i>Share of Bengal</i>	—	—	—	—	—	4,304	3,407	2,463	5,393	2,849
" <i>Bombay</i>	—	—	—	—	—	3,216	12,376	5,480	1,50,592	7,513
" <i>Sind</i>	—	—	—	—	—	13,737	169	32,254	7,956	42,900
" <i>Madras</i>	—	—	—	—	—	695	2,871	2,116	5,193	4,923
" <i>Burma</i>	—	—	—	—	—	31	100	..	120	1
TOTAL	—	—	—	—	—	22,483	18,923	42,313	1,79,284	57,486

No. 15—continued

ARTICLES, AND COUNTRIES OF FINAL DESTINATION; ALSO SHARE OF EACH PROVINCE	QUANTITY					VALUE				
	1930-31	1931-32	1932-33	1933-34	1934-35	1930-31	1931-32	1932-33	1933-34	1934-35
GOVERNMENT STORES <i>—continued</i>						R	R	R	R	R
Instruments, Apparatus, and Appliances, and parts there- of —										
United Kingdom (including Channel Islands)	—	—	—	—	—	22,858	20,042	25,028	20,060	18,530
Aden and Dependencies	—	—	—	—	—	4,164	10,304	875	4,536	4,550
Other British Possessions	—	—	—	—	—	1,666	4,555	1,054	254	4,020
TOTAL BRITISH EMPIRE	—	—	—	—	—	28,688	34,901	26,957	24,850	27,115
TOTAL FOREIGN COUNTRIES	—	—	—	—	—	6,338	7,156	1,634	8,798	5,534
<i>Share of Bengal</i>	—	—	—	—	—	8,904	16,897	3,930	3,278	2,904
" <i>Bombay</i>	—	—	—	—	—	12,238	20,287	13,632	22,904	19,551
" <i>Sind</i>	—	—	—	—	—	8,941	1,320	950	1,069	7,122
" <i>Madras</i>	—	—	—	—	—	4,789	3,271	9,129	1,823	2,690
" <i>Burma</i>	—	—	—	—	—	94	288	900	184	982
TOTAL	—	—	—	—	—	35,026	42,057	28,591	33,648	33,249
Leather, unwrought and manufactures (excluding boots and shoes)—										
TOTAL BRITISH EMPIRE	—	—	—	—	—	122	..
TOTAL FOREIGN COUNTRIES	—	—	—	—	—	27	93
<i>Share of Bombay</i>	—	—	—	—	—	27
" <i>Sind</i>	—	—	—	—	—	122	93
TOTAL	—	—	—	—	—	27	122	93
Liquors	Gals.	Gals.	Gals.	Gals.	Gals.
Machinery and millwork—										
United Kingdom (including Channel Islands)	—	—	—	—	—	18,486	92,919	9,070	15,183	6,042
Hongkong	—	—	—	—	—	8,707
Other British Possessions	—	—	—	—	—	13	..	50	4,570	300
TOTAL BRITISH EMPIRE	—	—	—	—	—	18,499	92,919	10,020	19,752	15,049
Switzerland	—	—	—	—	—	20,000
(Other Foreign Countries)	—	—	—	—	—	4,126	..	3,883	730	1,250
TOTAL FOREIGN COUNTRIES	—	—	—	—	—	4,126	..	3,883	730	21,250
<i>Share of Bengal</i>	—	—	—	—	—	..	3,883	8,907
" <i>Bombay</i>	—	—	—	—	—	9,086	..	820	589	3,725
" <i>Sind</i>	—	—	—	—	—	10,389	87,576	10,333	15,063	3,562
" <i>Madras</i>	—	—	—	—	—	3,150	1,480	2,750	260	20,000
" <i>Burma</i>	—	—	—	—	—	4,570	5
TOTAL	—	—	—	—	—	22,625	92,919	13,003	20,482	36,209
Metals and Ores—										
<i>Brass, Bronze, and similar Alloys, wrought—</i>	Cwts.	Cwts.	Cwts.	Cwts.	Cwts.
TOTAL BRITISH EMPIRE	28
<i>Share of Burma</i>	28

GENERAL EXPORTS

(852)

(GOVERNMENT STORES)
FOREIGN MERCHANDISE

No. 15—continued

ARTICLES, AND COUNTRIES OF FINAL DESTINATION, ALSO SHARE OF EACH PROVINCE	QUANTITY					VALUE				
	1930-31	1931-32	1932-33	1933-34	1934-35	1930-31	1931-32	1932-33	1933-34	1934-35
GOVERNMENT STORES— <i>continued</i>						R	R	R	R	R
Metals and Ores— <i>continued</i>	Owts.	Owts.	Owts.	Owts.	Owts.					
Copper—										
Unwrought—										
Hongkong	43
Share of Bengal	43
Wrought—	Owts.	Owts.	Owts.	Owts.	Owts.					
United Kingdom (including Channel Islands)	1	..	1	22	..	100	..	15
Germany	20	952
Share of Bengal	22
" Bombay	1	100
" Sind	20	952
" Burma	1	15
TOTAL	20	..	1	..	1	974	..	100	..	16
Iron or Steel—	Tons	Tons	Tons	Tons	Tons					
Pig
Wrought and Manufactures—	Tons	Tons	Tons	Tons	Tons					
TOTAL BRITISH EMPIRE	8	25	250
TOTAL FOREIGN COUNTRIES.	..	5	1,208	56
Share of Bengal	25
" Bombay	3	250
" Sind	5	1,208	56
TOTAL	8	25	1,458	56
Other Manufactures of Iron or Steel—	Tons	Tons	Tons	Tons	Tons					
TOTAL BRITISH EMPIRE	2	156
Share of Bengal	2	133
" Burma	23
TOTAL	2	156
Lead	Owts.	Owts.	Owts.	Owts.	Owts.					
..
Metals and Ores, unmanu- factured—	Owts.	Owts.	Owts.	Owts.	Owts.					
TOTAL BRITISH EMPIRE	216	71	2	2,174	2,760	50
Share of Bengal	216	2	2,174	50
" Bombay	71	2,760
TOTAL	216	71	2	2,174	2,760	50
Total Metals and Ores	Tons	Tons	Tons	Tons	Tons					
..	12	12	2	3,201	4,218	156	..	264
Stationery (excluding paper)—										
TOTAL BRITISH EMPIRE	—	—	—	—	—	924	2,107	410	515	760
TOTAL FOREIGN COUNTRIES	—	—	—	—	—	619	1,484	185	856	134
Share of Bengal	—	—	—	—	—	407	512	642	305	771
" Bombay	—	—	—	—	—	1,027	1,415	10
" Sind	—	—	—	—	—	109	1,068	51	65	122
TOTAL	—	—	—	—	—	1,548	3,591	604	870	893

No. 15—continued

ARTICLES, AND COUNTRIES OF FINAL DESTINATION; ALSO SHARE OF EACH PROVINCE	QUANTITY					VALUE				
	1930-31	1931-32	1932-33	1933-34	1934-35	1930-31	1931-32	1932-33	1933-34	1934-35
GOVERNMENT STORES— <i>continued</i>						B	B	B	B	B
Telegraphs, materials for construction of—										
TOTAL BRITISH EMPIRE	—	—	—	—	—	805	8	..	2,000	10
Iraq	—	—	—	—	—	280	4,760	9,350	82	56
Iran	—	—	—	—	—	19,990	14	30
Benjam Islands	—	—	—	—	—	7,618
Other Foreign Countries .	—	—	—	—	—	8,595	283	..	46	218
TOTAL FOREIGN COUNTRIES	—	—	—	—	—	31,488	4,983	9,350	141	290
Share of Bengal	—	—	—	—	—	725	3	..	26	138
„ Sind	—	—	—	—	—	31,663	4,983	9,350	15	180
„ Burma	—	—	—	—	—	2,000	..
TOTAL	—	—	—	—	—	31,788	4,986	9,350	2,141	318
Textiles—										
Cotton—										
Twist and yarn—	Lbs.	Lbs.	Lbs.	Lbs.	Lbs.					
TOTAL BRITISH EMPIRE	..	142	168
Share of Bengal	142	168
Manufactures—										
United Kingdom (including Channel Islands)	—	—	—	—	—	..	6,725	100
Other British Possessions .	—	—	—	—	—	147	1,240	218	861	456
TOTAL BRITISH EMPIRE	—	—	—	—	—	147	7,965	318	861	456
TOTAL FOREIGN COUNTRIES .	—	—	—	—	—	459	157	390	656	438
Share of Bengal	—	—	—	—	—	65	1,322	..	186	..
„ Bombay	—	—	—	—	—	541	6,890	717	1,231	894
TOTAL	—	—	—	—	—	606	8,122	717	1,517	894
Fine Manufactures—										
TOTAL BRITISH EMPIRE	—	—	—	—	—	76	230
Share of Bengal	—	—	—	—	—	76	..
„ Burma	—	—	—	—	—	230
TOTAL	—	—	—	—	—	76	230
Wool manufactures—										
Piecegoods	Yards	Yards	Yards	Yards	Yards
Other sorts—	Lbs.	Lbs.	Lbs.	Lbs.	Lbs.					
Hongkong	30	51
Share of Bengal	30	51
Vehicles (excluding locomotives, etc., for Railways)—										
Ships, Parts of—										
United Kingdom (including Channel Islands)	—	—	—	—	—	2,733
Share of Bengal	—	—	—	—	—	2,733

GENERAL EXPORTS

(864)

(GOVERNMENT STORES)

FOREIGN MERCHANDISE

No. 15--continued

ARTICLES AND COUNTRIES OF FINAL DESTINATION; ALSO SHARE OF EACH PROVINCE	QUANTITY					VALUE				
	1930-31	1931-32	1932-33	1933-34	1934-35	1930-31	1931-32	1932-33	1933-34	1934-35
GOVERNMENT STORES— <i>continued</i>						R	R	R	R	R
All other articles—										
<i>Unmanufactured—</i>										
United Kingdom (including Channel Islands)	—	—	—	—	—	..	1,000	..	6,721	503
Straits Settlements	—	—	—	—	—	7,445
Other British Possessions	—	—	—	—	—	28	73	120	503	..
TOTAL BRITISH EMPIRE	—	—	—	—	—	7,473	1,070	120	6,224	508
Turkey, Asiatic	—	—	—	—	—	11,600
Other Foreign Countries	—	—	—	—	—	..	50	..	502	300
TOTAL FOREIGN COUNTRIES	—	—	—	—	—	11,600	50	..	502	300
<i>Share of Bengal</i>	—	—	—	—	—	122
“ <i>Bombay</i>	—	—	—	—	—	18	496	..
“ <i>Sind</i>	—	—	—	—	—	19,056	5,663	300
“ <i>Burma</i>	—	—	—	—	—	..	1,120	..	563	503
TOTAL	—	—	—	—	—	19,073	1,120	120	6,720	508
<i>Manufactured—</i>										
United Kingdom (including Channel Islands)	—	—	—	—	—	50,514	1,10,693	63,651	88,544	39,278
Ceylon (excluding Maldives)	—	—	—	—	—	6,868
Straits Settlements	—	—	—	—	—	1,775	5,040	2,720	47,342	260
Federated Malay States	—	—	—	—	—	32,500
Anglo-Egyptian Sudan	—	—	—	—	—	15,834	16,221	..
Tanganyika Territory	—	—	—	—	—	17,704
Other British Possessions	—	—	—	—	—	8,053	3,007	4,206	3,802	3,420
TOTAL BRITISH EMPIRE	—	—	—	—	—	93,880	1,18,746	70,577	1,50,969	81,386
Belgium	—	—	—	—	—	37,800
Turkey, Asiatic	—	—	—	—	—	18,888	..	50
Iraq	—	—	—	—	—	2,777	10,214	852	39,317	20,290
Egypt	—	—	—	—	—	2,100	1,256	22,747	11,407	..
Other Foreign Countries	—	—	—	—	—	5,327	764	3,440	752	1,517
TOTAL FOREIGN COUNTRIES	—	—	—	—	—	66,890	12,234	27,089	51,476	27,816
<i>Share of Bengal</i>	—	—	—	—	—	1,671	2,056	26,302	462	2,300
“ <i>Bombay</i>	—	—	—	—	—	86,070	53,243	49,760	1,24,442	21,409
“ <i>Sind</i>	—	—	—	—	—	72,001	65,580	21,104	73,041	86,383
“ <i>Madras</i>	—	—	—	—	—	26
“ <i>Burma</i>	—	—	—	—	—	128	10,102	..	4,500	86
TOTAL	—	—	—	—	—	1,60,770	1,30,080	97,666	2,02,445	1,09,202
Grand total value of Government Stores—										
United Kingdom (including Channel Islands)	—	—	—	—	—	2,85,006	4,03,676	2,60,421	3,32,455	1,59,804
Aden and Dependencies	—	—	—	—	—	23,560	16,607	6,667	9,022	11,069
Bahrain Islands	—	—	—	—	—	7,020	5,519	4,831	6,483	5,702
Ceylon (excluding Maldives)	—	—	—	—	—	4,62,233	78	2,865	649	10,754
Straits Settlements	—	—	—	—	—	10,646	5,265	2,730	54,201	5,431
Federated Malay States	—	—	—	—	—	32,500
Hongkong	—	—	—	—	—	4,246	15,432	4,578	3,074	25,069

GENERAL EXPORTS

(GOVERNMENT STORES)

FOREIGN MERCHANDISE

No. 15—concluded

ARTICLES, AND COUNTRIES OF FINAL DESTINATION; ALSO SHARE OF EACH PROVINCE	QUANTITY					VALUE				
	1930-31	1931-32	1932-33	1933-34	1934-35	1930-31	1931-32	1932-33	1933-34	1934-35
GOVERNMENT STORES— concluded						R	R	R	R	R
<i>Grand total value of Govern- ment Stores—continued</i>										
Zanzibar and Pemba . . .	—	—	—	—	—	9,799
Tanganyika Territory . . .	—	—	—	—	—	17,704
Anglo-Egyptian Sudan . . .	—	—	—	—	—	15,884	1,296	..	16,221	..
Other British Possessions . . .	—	—	—	—	—	837	8,057	3,730	570	593
TOTAL BRITISH EMPIRE	—	—	—	—	—	8,36,893	4,50,930	2,94,839	4,23,860	2,51,882
Germany	—	—	—	—	—	6,380	224	733	337	1,075
Belgium	—	—	—	—	—	37,800	1,208	..	730	..
Switzerland	—	—	—	—	—	20,000
Turkey, Asiatic	—	—	—	—	—	30,486	..	50	..	173
Mascat Territory and Trucial Oman	—	—	—	—	—	14,196	10,302	15,004	15,311	18,127
Other Native States in Arabia	—	—	—	—	—	15,256	5,942	5,683	2,813	1,978
Iraq	—	—	—	—	—	10,321	20,700	11,201	49,872	36,661
Iran	—	—	—	—	—	23,471	1,953	1,940	923	557
Hejaz Islands	—	—	—	—	—	8,119	499	2,760	316	1,132
Egypt	—	—	—	—	—	2,952	2,741	34,133	13,323	6,147
Other Foreign Countries	—	—	—	—	—	6,312	720	1,669	222	1,692
TOTAL FOREIGN COUNTRIES	—	—	—	—	—	1,55,293	44,349	78,206	83,846	87,542
Share of Bengal	—	—	—	—	—	24,920	36,270	35,733	15,911	41,162
" Bombay	—	—	—	—	—	7,52,396	2,53,671	1,80,632	3,51,118	1,01,761
" Sind	—	—	—	—	—	2,06,420	1,35,822	1,36,337	1,19,362	1,59,377
" Madras	—	—	—	—	—	8,644	7,602	14,285	6,683	27,813
" Burma	—	—	—	—	—	806	12,254	1,158	13,642	6,311
TOTAL	—	—	—	—	—	9,92,186	4,95,279	3,68,045	5,07,206	3,39,424

SPECIAL TABLES.

Opium and other dangerous drugs.

No. 15A—IMPORTS

Quantity and value of Imports of opium and other dangerous drugs (classified under certain special heads) into British India in each official year from 1930-31 to 1934-35.

NOTE 1.—The first country represents the country of original consignment and the second, the country of last transshipment.

NOTE 2.—The figures in this table do not always agree with those in the general table, the trade headings not being uniform in all cases with the headings given below.

ARTICLES, AND COUNTRIES; ALSO SHARE OF EACH PROVINCE	QUANTITY					VALUE				
	1930-31	1931-32	1932-33	1933-34	1934-35	1930-31	1931-32	1932-33	1933-34	1934-35
I. NARCOTIC DRUGS, RESTRICTED (UNDER THE DANGEROUS DRUGS CONVENTION, 1925)—										
(a) Opium, crude and manufac- tured—	Ounces	Ounces	Ounces	Ounces	Ounces	Rs	Rs	Rs	Rs	Rs
United Kingdom—United Kingdom	205	277	45	144	93	251	644	160	479	342
Germany—Germany	35	27
Share of Bengal	138	4	9	24	6	141	68	69	324	242
„ Bombay	10	7	58	..
„ Sind	21	133	24	16	35	40	398	73	10	25
„ Madras	4	..	9	7
„ Burma	52	140	19	34	37	70	176	21	87	95
TOTAL	205	277	45	144	131	251	644	160	479	369
(b) Morphine and diacetyl-mor- phine (heroin) and their salts—	Ounces	Ounces	Ounces	Ounces	Ounces					
United Kingdom—United Kingdom	624	283	239	1,269	836	18,317	7,038	8,592	33,126	26,888
Germany—Germany	76	77	60	63	68	1,296	1,281	1,612	2,161	1,859
Germany—Netherlands	118	121	28	38	26	1,076	1,704	419	548	401
Germany—Belgium	55	38	114	824	489	1,716
Netherlands—Netherlands	1	15
France—France	9
Switzerland—Switzerland	1	10
Federated Malay States— Federated Malay States	151
United States of America— United States of America	60
Share of Bengal	244	..	145	513	551	8,451	..	5,287	17,843	19,319
„ Bombay	258	238	135	217	211	5,453	4,608	2,739	4,397	4,328
„ Sind	161	86	28	104	75	3,961	2,351	936	3,155	2,241
„ Madras	95	167	74	606	143	2,163	3,959	2,505	2,724	3,198
„ Burma	62	63	64	986	6	..	1,196	1,199
TOTAL	820	481	382	1,408	1,044	21,314	10,924	11,447	36,314	30,323
(c) Preparations containing (a) and/ or (b) above except preparations containing no heroine and not more than 0.2 per cent of mor- phine, which are unrestricted*—	Ounces	Ounces	Ounces	Ounces	Ounces					
United Kingdom—United Kingdom	1,015	737	549	380	254	19,588	24,408	19,872	12,780	8,376
Germany—Germany	255	34	..	5	241	890	850	..	75	2,445
Germany—Netherlands	4	1	179	176	36	2,797
Germany—Belgium	11	2	87	469	12	638
Netherlands—Netherlands	12	259
France—France	34	548
Switzerland—Switzerland	1	8	2	67	188	440	857	392
Switzerland—Germany	40	408
Italy—Italy	34	..	88	22	70
Switzerland—France	1	..	7	1	3	317	42	1,596	619	741
Hongkong—Hongkong
United States of America— United States of America	2	9	5	..	51	153	985	700	..	1,341
Share of Bengal	216	402	337	34	20	7,478	15,892	11,333	1,479	590
„ Bombay	163	202	133	246	769	7,365	7,173	3,648	9,591	15,531
„ Sind	48	29	24	52	43	1,918	478	313	634	485
„ Madras	1,743	55	68	47	21	5,279	1,503	2,630	2,387	1,109
„ Burma	8	93	11	12	..	140	1,538	197	230	..
TOTAL	2 177	781	578	391	853	21,270	26 489	28,115	14,371	18,013

* The quantity figures shown against this head represent the net weight of the drugs contained in the preparation.

SPECIAL TABLE (IMPORTS)

(868)

(OPIUM AND OTHER DANGEROUS DRUGS)

No. 15A—IMPORTS—continued

ARTICLES, AND COUNTRIES; ALSO SHARE OF EACH PROVINCE	QUANTITY					VALUE				
	1930-31	1931-32	1932-33	1933-34	1934-35	1930-31	1931-32	1932-33	1933-34	1934-35
	Ounces	Ounces	Ounces	Ounces	Ounces	R	R	R	R	R
I. NARCOTIC DRUGS, RESTRICTED (UNDER THE DANGEROUS DRUGS CONVENTION, 1925)—continued										
<i>(d) Eucodal (Hydrochlorate of dihydroxyprodrinon) and dicodide (Hydrocodoninon), and their salts and preparations—</i>										
United Kingdom—United Kingdom	18	4	..	304	90	7
Germany—Germany	9	24	10	99	70	2,648	5,160	2,573	3,165	3,979
Germany—Netherlands	4	8	12	2	42	1,025	2,195	3,941	627	4,850
Germany—Belgium	1	9	22	69	2,131	746
Netherlands—Netherlands	8	7	18	2,644	1,940	5,431
Switzerland—Switzerland	24	232
<i>Share of Bengal</i>	9	34	18	10	30	2,648	5,160	5,181	3,291	3,436
<i>" Bombay</i>	17	8	13	11	64	1,329	2,195	4,010	2,758	5,598
<i>" Sind</i>	36
<i>" Madras</i>	100	91	1,904	1,163
TOTAL	26	82	31	121	185	3,977	7,355	9,227	7,958	15,245
<i>(e) Cocoa leaves, crude cocaine, and ecgonine—</i>										
United Kingdom—United Kingdom	224	320	..	1	..	33	33	..	35	..
Germany—Germany	1	36
Germany—Belgium	14
<i>Share of Bengal</i>	..	320	..	1	33	..	35	..
<i>" Bombay</i>	224	..	1	33	..	36	..	14
<i>" Madras</i>
TOTAL	224	320	1	1	..	33	33	36	35	14
<i>(f) Cocaine and its salts—</i>										
United Kingdom—United Kingdom	371	402	506	608	485	6,697	7,351	10,514	16,402	12,704
Germany—Germany	109	133	189	373	325	1,658	2,168	4,104	8,991	9,190
Germany—Netherlands	250	176	277	127	187	3,924	3,026	5,844	2,914	4,473
Germany—Belgium	70	132	156	1,616	2,854	3,774
Netherlands—Netherlands	42	..	7	661	..	282
France—France	6
China—China	84	..
United States of America—United States of America	4	616
<i>Share of Bengal</i>	18	..	21	730	595	258	..	625	18,595	16,240
<i>" Bombay</i>	341	329	452	305	386	5,436	4,033	9,737	6,888	9,372
<i>" Sind</i>	196	152	102	184	145	3,911	3,303	2,334	4,573	3,746
<i>" Madras</i>	217	331	429	13	23	3,134	3,323	3,714	328	728
<i>" Burma</i>	..	3	45	48	4	..	46	901	960	64
TOTAL	772	715	1,049	1,330	1,153	12,940	18,155	22,310	31,145	30,147

No. 15A—IMPORTS—continued

ARTICLES; AND COUNTRIES; ALSO SHARE OF EACH PROVINCE	QUANTITY					VALUE				
	1930-31	1931-32	1932-33	1933-34	1934-35	1930-31	1931-32	1932-33	1933-34	1934-35
	Ounces	Ounces	Ounces	Ounces	Ounces	R	R	R	R	R
I. NARCOTIC DRUGS, RESTRICTED (UNDER THE DANGEROUS DRUGS CONVENTION, 1925)—continued										
(g) Preparations containing (f) above in which the amount of co- caine exceeds 0.1 per cent*—										
United Kingdom—United Kingdom	275	270	362	1	22	5,180	6,685	8,778	655	470
Germany—Germany	219	268	193	1	3	3,797	5,179	4,579	24	126
Germany—Netherlands	46	7	5	168	341	146
Germany—Belgium	2	6	56	224
Netherlands—Netherlands	275	178	15	4,419	8,518	339
France—France	9
Belgium—Belgium	9	207
<i>Share of Bengal</i>	715	714	578	12,767	14,721	13,363	423	146
<i>Bombay</i>	92	8	5	3	28	879	928	672	298	657
<i>Sind</i>	2	1	55	29	4
<i>Madras</i>	6	1	3	187	45	..	29	126
<i>Burma</i>	1	10	8	..
TOTAL	815	728	584	4	31	18,568	15,723	14,040	763	829
	Ounces	Ounces	Ounces	Ounces	Ounces					
(h) Indian hemp and its galenical preparations (extract and tinc- ture)—										
United Kingdom—United Kingdom	166	74	125	530	409	794	376	899	713	286
Germany—Germany	952	180	176	600	1,005	573	280	205	697	484
Germany—Netherlands	208	16	198	32	48	217	26	210	32	54
Germany—Belgium	32	136	212	20	140	210
Italian East Africa— Italian East Africa	32	32
<i>Share of Bengal</i>	316	140	128	177	208	307	306	181	238	90
<i>Bombay</i>	960	100	297	956	1,524	671	134	279	685	319
<i>Sind</i>	50	11	30	225	146	105	45	493	639	73
<i>Madras</i>	19	32	203	380
<i>Burma</i>	6	84
TOTAL	1,326	270	531	1,358	1,886	1,584	688	1,348	1,612	1,066
	Ounces	Ounces	Ounces	Ounces	Ounces					
(i) Diacetylmorphine and benzoyl-mor- phine and other esters of morphine—										
Germany—Germany	1	50
Ceylon—Ceylon	46
<i>Share of Bombay</i>	1	50
<i>Sind</i>	46
TOTAL	1	46	..	50

* The quantity figures shown against this head represent the net weight of the drugs contained in the preparation.

SPECIAL TABLE (IMPORTS)

(870)

(OPIUM AND OTHER DANGEROUS DRUGS)

No. 15A—IMPORTS—concluded

ARTICLES, AND COUNTRIES; ALSO SHARE OF EACH PROVINCE	QUANTITY					VALUE				
	1930-31	1931-32	1932-33	1933-34	1934-35	1930-31	1931-32	1932-33	1933-34	1934-35
	Ounces	Ounces	Ounces	Ounces	Ounces	R	R	R	R	R
I. NARCOTIC DRUGS, RESTRICTED (UNDER THE DANGEROUS DRUGS CONVENTION, 1925)—concluded										
TOTAL OF NARCOTIC DRUGS, RE- STRICTED	6,368	3,589	3,196	4,757	5,429	74,957	75,011	81,738	92,672	90,056
II. NARCOTIC DRUGS, UNRESTRICTED—										
United Kingdom—United Kingdom	—	—	—	—	—	53,722	51,377	50,055	54,114	48,967
Germany—Germany	—	—	—	—	—	10,338	8,332	4,802	6,522	10,100
Germany—Netherlands	—	—	—	—	—	1,809	1,356	59	1,882	1,539
Germany—Belgium	—	—	—	—	—	800	1,144
Germany—France	—	—	—	—	—	47	..
Netherlands—Netherlands	—	—	—	—	—	333	..	1,714	1,050	1,365
Belgium—Belgium	—	—	—	—	—	2	279
France—France	—	—	—	—	—	1,977	1,107	2,372	1,144	502
France—Belgium	—	—	—	—	—
Switzerland—France	—	—	—	—	—	..	54	1,192
Switzerland—Switzerland	239	2,057	1,606	341	99
Switzerland—Italy	—	—	—	—	—
Italy—Italy	—	—	—	—	—	183
Hongkong—Hongkong	—	—	—	—	—	106
Japan—Japan	—	—	—	—	—	163	903
Egypt—Egypt	—	—	—	—	—	32
Canada—Canada	—	—	—	—	—	66	..
United States of America— United States of America	—	—	—	—	—	3,729	873	4,381	2,611	2,041
Share of Bengal	—	—	—	—	—	12,127	3,323	17,798	11,710	4,480
“ Bombay	—	—	—	—	—	22,626	19,527	11,528	12,686	19,462
“ Sind	—	—	—	—	—	4,862	4,487	9,637	3,814	6,747
“ Madras	—	—	—	—	—	32,473	31,626	34,777	37,143	30,522
“ Burma	—	—	—	—	—	..	1,193	2,359	3,390	7,089
TOTAL	—	—	—	—	—	72,147	65,156	78,009	98,742	98,300

1 This head includes derivatives of opium (e.g., codeine) and associates or substitutes of cocaine to which the Dangerous Drugs Convention does not apply and their derivatives.

No. 15B—RE-EXPORTS

Quantity and value of Re-exports of opium and other dangerous drugs (classified under certain special heads) from British India in each official year from 1930-31 to 1934-35.

NOTE 1.—The first country stands for the country of final destination and the second for the country to which immediately shipped (i.e., the country where the first transshipment, if any, is intended to take place).

NOTE 2.—The figures in this table do not always agree with those in the general tables, the trade headings not being uniform in cases with the headings given below.

ARTICLES, AND COUNTRIES; ALSO SHARE OF EACH PROVINCE	QUANTITY					VALUE				
	1930-31	1931-32	1932-33	1933-34	1934-35	1930-31	1931-32	1932-33	1933-34	1934-35
I. NARCOTIC DRUGS, RESTRICTED (UNDER THE DANGEROUS DRUGS CONVENTION, 1925)—	Ounces	Ounces	Ounces	Ounces	Ounces	Rs	Rs	Rs	Rs	Rs
(a) Opium, crude and manufac- tured—										
France—France	6,090	1,400	..
Share of Bombay	6,090	1,400	..
(b) Morphine and diacetyl-morphine (heroin) and their salts—	Ounces	Ounces	Ounces	Ounces	Ounces					
Aden and Dependencies— Aden and Dependencies	1
Bahrain Islands—Bahrain Islands	18
Iran—Iran	7
Maskat Territory and Trucial Oman—Maskat Territory and Trucial Oman	9	..	28
Share of Bengal	19
.. Bombay	9
TOTAL	9	..	49
(c) Preparations containing (a) and/ or (b) above, except preparations containing no heroin and not more than 0.2 per cent of morphine, which are unrestricted*—	Ounces	Ounces	Ounces	Ounces	Ounces					
Aden and Dependencies— Aden and Dependencies	4	5
Bahrain Islands—Bahrain Islands	14	..
British Borneo—British Borneo	12
Iran—Iran	1
Share of Bombay	4	18	14	..
(d) Eucodal (Hydrochlorate of dihy- droxy-codeinon) and dicodide (Hy- drocodeinon), and their salts and preparations	Ounces	Ounces	Ounces	Ounces	Ounces					
..
(e) Cocoa leaves, crude cocaine, and ecgonine	Ounces	Ounces	Ounces	Ounces	Ounces					
..
(f) Cocaine and its salts—	Ounces	Ounces	Ounces	Ounces	Ounces					
Maskat Territory and Trucial Oman—Maskat Territory and Trucial Oman	1	28	..	70
Aden and Dependencies— Aden and Dependencies	4	12
Bahrain Islands—Bahrain Islands	108	20	80	..
Other Native States in Arabia— Other Native States in Arabia	1	18
Iran—Iran	7
Share of Bombay	2	..	28	4	45	72	..
.. Sind	1	1	196	18	70	17	..
TOTAL	1	1	198	..	28	22	115	89	..
(g) Preparations containing (f) above in which the amount of cocaine exceeds 0.1 per cent*—	Ounces	Ounces	Ounces	Ounces	Ounces					
Bahrain Islands—Bahrain Islands	5
Iran—Iran	1
Share of Bombay	6
(h) Indian hemp and its galenical preparations (extract and tincture)—	Ounces	Ounces	Ounces	Ounces	Ounces					
Aden and Dependencies— Aden and Dependencies	8	2
Share of Bombay	8	2

* The quantity figures shown against these heads represent the net weight of the drugs contained in the preparation.

SPECIAL TABLE (RE-EXPORTS)

(872)

(OPIUM AND OTHER DANGEROUS DRUGS)

No. 15B—RE-EXPORTS—continued

ARTICLES, AND COUNTRIES OF CONSIGNMENT; ALSO SHARE OF EACH PROVINCE	QUANTITY					VALUE				
	1930-31	1931-32	1932-33	1933-34	1934-35	1930-31	1931-32	1932-33	1933-34	1934-35
I. NARCOTIC DRUGS, RESTRICTED (UNDER THE DANGEROUS DRUGS CONVENTION, 1925)—continued						R	R	R	£	R
(4) <i>Dilaudide</i> ; and <i>benzoyl-mor- phine</i> and other esters of <i>morphine</i>	Ounces	Ounces	Ounces	Ounces	Ounces
TOTAL OF NARCOTIC DRUGS, RESTRICTED	1	6,288	..	37	..	188	1,503	..
II. NARCOTIC DRUGS, UNRESTRICTED†										
Aden and Dependencies— Aden and Dependencies	—	—	—	—	—	7
Bahrain Islands—Bahrain Islands	—	—	—	—	—	12
Iran—Iran	—	—	—	—	—	25
Germany—Germany	—	—	—	—	—	..	2	..	11	76,225
Maskat Territory and Trucial Oman—Maskat Territory and Trucial Oman	—	—	—	—	—	106
TOTAL	—	—	—	—	—	..	2	150	11	76,225
Share of Bombay	—	—	—	—	—	125	..	76,225
„ Sind	—	—	—	—	—	..	2	25	11	..
TOTAL	—	—	—	—	—	..	2	150	11	76,225

† This head includes derivatives of opium (e.g., codeine) and associates or substitutes of cocaine to which the Dangerous Drugs Convention does not apply and their derivatives.

No. 15C—EXPORTS

Quantity and value of Exports of opium and other dangerous drugs (classified under certain special heads) from British India in each official year from 1930-31 to 1934-35.

NOTE 1.—The first country stands for the country of final destination and the second for the country to which immediately shipped (i.e., the country, where the first transhipment, if any, is intended to take place).

NOTE 2.—The figures in this table do not always agree with those in the general tables, the trade headings not being uniform in all cases with the headings given below.

ARTICLES, AND COUNTRIES; ALSO SHARE OF EACH PROVINCE	QUANTITY					VALUE				
	1930-31	1931-32	1932-33	1933-34	1934-35	1930-31	1931-32	1932-33	1933-34	1934-35
	Ounces	Ounces	Ounces	Ounces	Ounces	R	R	R	R	R
I. NARCOTIC DRUGS, RESTRICTED (UNDER THE DANGEROUS DRUGS CONVENTION, 1925)—										
(a) <i>Opium, crude and manu- factured—</i>										
United Kingdom—United Kingdom	179,200	40	..	1,91,693	40	..
Aden and Dependencies— Aden and Dependencies . .	1,968	2,704	..	1,800	3,078	..
Ceylon—Ceylon	53,760	44,800	35,840	26,880	17,920	96,000	80,000	64,000	48,000	32,000
Straits Settlements—Straits Settlements	3,035,200	2,703,680	1,756,160	2,020,496	1,008,000	54,30,000	48,28,000	31,36,000	36,08,000	18,00,000
British Borneo—British Borneo	33,600	60,000	..
British Borneo—Straits Settlements	197,120	147,840	71,680	89,600	24,640	3,52,000	2,64,000	1,28,000	1,80,000	44,000
Hongkong—Hongkong . . .	248,640	259,840	107,520	4,44,000	4,64,000	1,92,000
Hongkong—Straits Settle- ments	82,880	53,760	1,48,000	96,000
Zanzibar and Pemba—Zan- zibar and Pemba	640	480	512	384	96	1,500	1,125	1,200	900	225
Java—Java	992,320	454,720	17,72,000	8,12,000
Sumatra—Straits Settlements .	2,338,560	1,045,560	..	2,723,840	..	41,76,000	34,76,000	..	48,64,000	..
French Indo-China	2,511,040	2,466,240	629,440	1,344,000	..	44,84,000	44,04,000	11,24,000	24,00,000	..
French Indo-China—Madras	380,800	6,80,000
Germany—Germany	32	75
Japan—Japan	7	35
TOTAL	9,558,480	8,024,160	2,601,159	6,324,424	1,485,216	1,69,39,068	1,48,29,125	46,46,285	1,12,92,018	26,52,225
<i>Share of Bengal</i>	<i>9,558,480</i>	<i>8,023,680</i>	<i>2,600,647</i>	<i>6,321,296</i>	<i>1,485,120</i>	<i>1,69,38,693</i>	<i>1,48,28,000</i>	<i>46,44,035</i>	<i>1,12,88,000</i>	<i>26,52,000</i>
<i>ii Bombay</i>	<i>2,840</i>	<i>480</i>	<i>512</i>	<i>3,128</i>	<i>96</i>	<i>3,275</i>	<i>1,125</i>	<i>1,200</i>	<i>4,018</i>	<i>225</i>
TOTAL	9,558,480	8,024,160	2,601,159	6,324,424	1,485,216	1,69,39,068	1,48,29,125	46,46,285	1,12,92,018	26,52,225

SPECIAL TABLE (EXPORTS)

(874)

(OPIUM AND OTHER DANGEROUS DRUGS)

No. 15C—EXPORTS—continued

ARTICLES, AND COUNTRIES; ALSO SHARE OF EACH PROVINCE	QUANTITY					VALUE				
	1930-31	1931-32	1932-33	1933-34	1934-35	1930-31	1931-32	1932-33	1933-34	1934-35
	Ounces	Ounces	Ounces	Ounces	Ounces	R	R	R	R	R
I. NARCOTIC DRUGS, RESTRICTED (UNDER THE DANGEROUS DRUGS CONVENTION, 1925)—continued										
(b) <i>Morphine and diacetyl-morphine (heroin) and their salts</i>										
United Kingdom—United Kingdom	6,000	16,488	5,680	14,816	61,922	22,667
Share of Bengal	6,000	16,488	5,680	14,316	61,922	22,667
(c) <i>Preparations containing (a) and/ or (b) above, except preparations containing no heroine and not more than 0.2 per cent of morphine, which are unrestricted*</i>
(d) <i>Eucodal Hydrochlorate of dihy- droxycodonein and dicodide (Hy- drocodeinon), and their salts and preparations</i>										
United Kingdom—United Kingdom	1,520	7,600
Share of Bengal	1,520	7,600
(e) <i>Cocca leaves, crude cocaine, and ecgonine</i>
(f) <i>Cocaine and its salts</i>
(g) <i>Preparations containing (f) above in which the amount of cocaine exceeds 0.1 per cent*</i>
(h) <i>Indian hemp and its galenical preparations (extract and tinc- ture)—</i>										
United Kingdom— United Kingdom	10,737	10,272	13,376	5,376	8,960	13,456	12,271	15,618	6,500	9,757
United States of America— United States of America	1,184	1,400
British West India Islands— British West India Islands	..	2,368	8,136	13,216	11,040	..	504	768	9,436	15,926
TOTAL	11,921	12,640	16,512	18,592	20,000	14,856	12,775	16,386	16,936	25,683
Share of Bengal	..	2,368	8,136	13,216	11,040	..	504	768	9,436	15,926
.. Bombay	11,921	10,272	13,376	5,376	8,960	14,856	12,271	15,618	6,500	9,757
TOTAL	11,921	12,640	16,512	18,592	20,000	14,856	12,775	16,386	16,936	25,683
(i) <i>Dilaudide; and benzoyl-mor- phine and other esters of morphine</i>
TOTAL OF NARCOTIC DRUGS, RES- TRICTED	9,670,401	8,036,800	2,423,671	6,359,483	1,512,416	1,69,63,923	1,43,41,009	40,76,937	1,13,69,370	27,08,175
II. NARCOTIC DRUGS, UNRESTRICTED †	5,265	..

* The quantity against these heads is to represent the net weight of the drugs contained in the preparations.
† This head includes derivatives of opium (e.g., codeine) and associates or substitutes of cocaine to which the Dangerous Drugs Convention does not apply, and their derivatives.

No. 16

TOTAL QUANTITY and VALUE of the REGISTERED IMPORTS and EXPORTS of GOLD COIN and BULLION
in each Official Year from 1930-31 to 1934-35.

COUNTRIES	IMPORTS					EXPORTS				
	1930-31	1931-32	1932-33	1933-34	1934-35	1930-31	1931-32	1932-33	1933-34	1934-35
QUANTITY	Ounces	Ounces	Ounces	Ounces	Ounces	Ounces	Ounces	Ounces	Ounces	Ounces
United Kingdom (including Channel Islands) { Private Govt.	864,158	42,030	51	4,915	680	86,413	6,405,564	5,039,913	5,207,363	3,781,618
Aden and Dependencies	27,109	24,319	18,758	15,312	11,993	13	51	..
Bahrain Islands	11,420	84,031	26,306	14,658	5,796
Ceylon (excluding Maldives)	85,905	78,394	69,506	68,080	40,374	3	40	517
Straits Settlements	130,892	4,248	..	299	..	480	6
Federated Malay States	820
Hongkong	64,043	895	368	370	234
Union of South Africa	1,161,707	40,438	7,914	644	66
Zanzibar and Pemba	699	4,840	4,005	1,848
Kenya Colony	4,338	2,750	3,788	809
Anglo-Egyptian Sudan	1,494	1,087	54
Mauritius and Dependencies (including Seychelles)	602	1,042	732	30
Commonwealth of Australia	181,799	79,429
New Zealand	28,293
TOTAL BRITISH EMPIRE { Private Govt.	2,055,181	310,511	192,377	108,141	62,098	86,935	6,405,564	5,070,443	5,207,414	3,781,618
Netherlands	505,763	552,478	239,752	63,072
Belgium { Private- Govt.	2,480
France	50	..	242,839	41,879	273,718	63,838
Italy (including Fiume)	2,344	66,021	..
Meskat Territory and Trucial Oman	5,004	19,188	18,340	14,555	10,253	38
Other Native States in Arabia	40,718	25,436	18,758	11,550	7,473	2,812
Iraq	99,074	82,562	4,357	245	118	598
Iran	84
Java	1,641	3,998	..	708	658
Borneo (Dutch)
China (excluding of Hongkong and Macao)	100,581	475	..	410
Japan	2,393
Egypt	21,424
Portuguese East Africa	2,878	3,476
Italian East Africa (Eritrea and Somaliland)	60
United States of America	3	..	10	1,016,597	2,856,290	1,042,691	1,865,123
TOTAL FOREIGN COUNTRIES { Private Govt.	274,445	180,539	40,085	28,760	17,894	38	1,774,008	3,455,798	1,022,785	1,903,104
GRAND TOTAL QUANTITY { Private Govt.	2,329,626	490,050	172,412	136,901	79,992	86,973	8,180,782	8,526,241	6,230,199	5,774,612

(Continued on next page.)

ABSTRACT TABLES

(876)

GOLD—IMPORTS and EXPORTS

No. 16—continued

TOTAL QUANTITY and VALUE of the REGISTERED IMPORTS and EXPORTS of GOLD COIN and BULLION, in each Official Year from 1930-31 to 1934-35—continued

COUNTRIES	IMPORTS					EXPORTS				
	1930-31	1931-32	1932-33	1933-34	1934-35	1930-31	1931-32	1932-33	1933-34	1934-35
VALUE	R	R	R	R	R	R	R	R	R	R
United Kingdom (including Islands) { Private	2,07,97,838	24,70,390	3,696	4,08,296	60,257	49,01,346	48,10,59,085	39,24,78,534	46,23,76,687	85,07,86,547
Kingdom Channel { Govt.	--	--	--	--	--	--	--	--	--	--
Aden and Dependencies	16,48,155	16,21,738	14,66,478	12,38,343	11,07,906	--	--	980	4,126	--
Bahrain Islands	6,51,635	22,78,978	20,58,906	12,21,635	5,86,007	--	2,997	--	--	--
Ceylon (excluding Maldives).	44,96,657	51,95,067	51,49,645	49,78,626	35,50,234	143	358	38,200	--	--
Straits Settlements	74,79,009	2,88,382	--	25,324	--	29,000	56,500	--	--	--
Federated Malay States	--	--	--	--	--	--	--	--	--	--
Hongkong	85,70,956	59,869	29,008	32,007	--	--	16,250	--	--	--
Union of South Africa	6,63,18,046	80,37,381	6,30,920	52,670	5,940	--	--	--	--	--
Zanzibar and Pemba	--	70,604	3,76,869	3,44,471	1,47,828	--	--	--	--	--
Kenya Colony	--	8,22,057	2,19,893	3,25,314	75,039	--	--	--	--	--
Tanganyika Territory	--	--	--	--	--	--	--	--	--	--
Somaliand Protectorate	--	--	--	--	--	--	--	--	--	--
Anglo-Egyptian Sudan	--	1,14,820	82,045	4,582	--	--	--	--	--	--
Mauritius and Dependencies (including Seychelles)	--	--	60,926	81,920	66,927	1,677	--	--	--	--
Commonwealth of Australia	1,00,86,295	40,42,460	--	--	--	--	--	22	--	--
New Zealand	16,25,327	--	--	--	--	--	--	--	--	--
Fiji Islands	--	--	--	--	--	--	--	--	--	--
TOTAL BRITISH EMPIRE { Private	11,66,23,918	1,96,06,741	1,00,77,826	87,68,357	55,50,188	49,32,166	48,11,85,190	89,25,17,745	46,23,80,763	35,07,86,547
Kingdom Channel { Govt.	--	--	--	--	--	--	--	--	--	--
Germany	--	--	--	--	--	--	--	--	--	--
Netherlands	--	--	--	--	--	--	3,49,52,134	4,32,90,840	2,40,49,627	57,85,231
Belgium { Private	--	--	--	--	--	--	1,70,461	--	--	--
Kingdom Channel { Govt.	--	--	--	--	--	--	--	--	--	--
France	--	--	--	--	4,647	--	1,76,20,864	33,19,209	2,42,06,492	56,88,804
Italy (including Eritrea)	--	--	--	--	--	--	--	2,00,000	54,38,798	--
Masrat Territory and Trucial Oman	2,83,069	12,51,912	14,21,964	12,21,807	9,42,607	2,172	--	--	--	--
Other Native States in Arabia	23,25,648	17,12,064	10,71,654	9,56,420	6,85,158	--	--	2,21,718	--	--
Iraq	56,64,611	52,75,076	3,42,427	17,205	10,551	--	--	--	--	56,168
Iran	--	--	2,661	--	--	--	--	--	--	--
Sumatra	--	--	--	--	--	--	--	--	--	--
Java	95,875	--	--	--	--	--	2,73,750	--	68,674	51,877
Borneo (Dutch)	--	--	--	--	--	--	--	--	--	--
Celebes and other Islands	--	--	--	--	--	--	--	--	--	--
China (exclusive of Hongkong and Macao)	62,31,525	27,589	--	34,895	--	--	--	--	--	--
Japan	--	--	--	--	--	--	1,54,219	--	--	--
Egypt	12,29,215	--	--	--	--	--	--	--	--	--
Portuguese East Africa	--	2,21,092	2,59,704	--	--	--	--	--	--	--
Italian East Africa (Somaliand and Eritrea)	--	--	4,520	--	--	--	--	--	--	--
United States of America	92	--	635	--	--	--	7,36,18,597	22,89,00,835	6,58,91,992	17,02,04,591
TOTAL FOREIGN COUNTRIES { Private	1,58,28,535	84,89,623	31,03,555	22,30,928	16,42,963	2,172	12,66,89,065	27,59,01,602	11,91,49,483	18,17,81,161
Kingdom Channel { Govt.	--	--	--	--	--	--	--	--	--	--
GRAND TOTAL VALUE { Private	13,24,52,453	2,79,96,364	1,31,81,381	1,09,99,285	71,93,151	49,34,338	60,78,25,155	66,84,09,347	58,15,30,246	53,25,67,708
Kingdom Channel { Govt.	--	--	--	--	--	--	--	--	--	--

No. 17

DESCRIPTION of GOLD IMPORTED and EXPORTED

	1930-31	1931-32	1932-33	1933-34	1934-35	1930-31	1931-32	1932-33	1933-34	1934-35
BULLION (bar, ingots, and other uncoined gold) { Ounces	1,089,284	227,225	116,154	102,456	60,532	86,881	7,858,330	3,099,634	6,644,857	6,728,366
{ H	6,14,20,289	1,47,74,214	86,39,691	83,06,908	54,02,427	49,29,164	58,43,79,032	63,44,17,011	56,59,73,553	62,76,80,241
COIN—										
Sovereigns and other British gold coin { Ounces	1,230,398	214,441	52,570	29,894	17,977	89	321,327	428,835	195,187	51,137
{ H	6,93,11,456	1,26,34,906	40,68,191	24,38,321	16,54,759	5,931	2,38,78,327	3,37,79,671	1,55,43,921	40,67,728
Other coined gold { Ounces	29,940	3,384	3,608	3,051	1,483	3	1,075	2,772	165	800
{ H	17,20,728	5,86,245	2,75,509	2,55,463	1,35,921	143	67,196	2,12,696	12,774	20,739

No. 18.

TOTAL QUANTITY and VALUE of the REGISTERED IMPORTS and EXPORTS of SILVER COIN and BULLION, in each Official Year from 1930-31 to 1934-35.

COUNTRIES	IMPORTS					EXPORTS				
	1930-31	1931-32	1932-33	1933-34	1934-35	1930-31	1931-32	1932-33	1933-34	1934-35
QUANTITY	Ounces	Ounces	Ounces	Ounces	Ounces	Ounces	Ounces	Ounces	Ounces	Ounces
United Kingdom (including Channel Islands)	64,897,669	19,668,147	8,329,062	3,179,445	7,265,232	17,399	2,599,461	7,385,837	6,594,730	10,801,275
Aden and Dependencies	74	36	2,057	1,694	7,857	1,938
Bahrain Islands	761,931	149,634	231,066	215,243	146,335	247,322	275,926	377,041	248,764	239,792
Ceylon (excluding Maldives)	2,207,610	1,204,741	865	488	101	534	127	470	235	190
Maldives	..	62
Straits Settlements	1,231,025	125,525	102,710	1,519	123,720	4,993	220,044	58
Federated Malay States	2,999
Hongkong	894,429	90,902	51,776	42,784	33,760	14,780,695	9,187,229	119	22	15,740,680
Union of South Africa	1,091,825	447,197	505	65	1,744
Zanzibar and Pemba	..	5,178	74,488	2,222	2,269	811	260,135	..	74,324	207,566
Kenya Colony	..	9	..	1,290	1,119	..
Tanganyika Territory	..	22
Anglo-Egyptian Sudan	..	24
Mauritius and Dependencies (including Seychelles)	37,500	681,866	375,172	..	819,214	1,858
Commonwealth of Australia	9,069,932	4,487,649	1,168,239	6,206	2,324,493	12
New Zealand	..	183,278
Fiji Islands
TOTAL BRITISH EMPIRE	80,231,545	27,038,330	6,383,655	3,450,965	10,724,734	15,058,549	12,542,922	7,713,535	6,919,134	27,103,761
	31,936	27,371	..	41,132	1,060	15,403,180	30,066,049	25,002,704	29,241,431	41,011,998
Germany
Netherlands	88
Belgium
France	869,794	..	26	4,065	..
Italy (including Fiume)
Austria
Mascat Territory and Trucial Oman	378,643	87,491	189,023	117,324	188,861	183,722	183,347	144,527	42,218	111,346
Other Native States in Arabia	122,343	45,294	82,954	136,752	76,953	37,381	15,770	7,121
Iraq	776,790	520,366	2,524,683	1,097,590	125,208	..	670,466	682
Iran	62,409	72,930	28,940	3,862	166,323	..	13,749	8,857	17,197	22,096
Henjam Islands
Java	3,883	1,441	340
Siam	78,758	191,332	43,275	21,835	8,742	..	63,547
French Indo-China	12,821
China (exclusive of Hongkong and Macao)	6,533,138	652,504	11,251	1,096	18,322,075	77,002
Japan	19	61
Egypt	1,230	..	208
Portuguese East Africa	..	95
United States of America	22,140,060	3,761,876	54,265
	21,071,000	..
TOTAL FOREIGN COUNTRIES	80,061,935	5,832,938	3,042,863	1,380,239	18,891,650	227,752	931,449	230,485	79,251	141,245
	2,914	21,621,630	..
GRAND TOTAL QUANTITY	111,193,480	32,871,268	8,426,518	4,831,204	29,616,384	15,286,301	13,474,371	7,944,020	6,998,385	27,250,006
	31,936	27,371	2,914	41,132	1,060	15,403,180	30,066,049	25,002,704	50,863,091	41,011,998

[Continued on next page.]

ABSTRACT TABLES

(878)

SILVER—IMPORTS and EXPORTS

No. 18—continued

TOTAL QUANTITY and VALUE of the REGISTERED IMPORTS and EXPORTS of SILVER COIN and BULLION, in each Official Year from 1930-31 to 1934-35—continued

COUNTRIES	IMPORTS					EXPORTS				
	1930-31	1931-32	1932-33	1933-34	1934-35	1930-31	1931-32	1932-33	1933-34	1934-35
VALUE	£	£	£	£	£	£	£	£	£	£
United Kingdom (including Channel Islands) { Private	7,58,86,361	2,38,29,094	42,94,265	37,09,247	1,11,35,759	18,000	30,57,644	75,03,998	69,18,105	1,49,18,588
{ Govt.	1,39,62,663	3,01,68,761	2,74,23,395	3,37,23,902	5,77,83,039
Aden and Dependencies { Private	200	95	7,955	4,558	14,076	2,074
{ Govt.	70,900	73,655	..	57,436	1,417	..	32,281
Bahrain Islands	19,93,773	3,74,405	6,97,374	5,79,650	3,94,100	6,65,137	7,43,000	10,16,000	6,70,000	7,86,000
Ceylon (excluding Maldives)	57,51,683	30,08,933	1,817	566	270	1,199	310	773	691	503
Maldives	40
Straits Settlements	23,59,023	3,36,064	2,60,075	1,692	3,22,290	12,245	5,87,000	150
Federated Malay States	8,000
Hongkong { Private	10,02,753	2,42,507	1,34,349	1,14,705	90,406	1,68,22,445	1,00,91,610	322	61	2,89,99,636
{ Govt.	17,73,750
Union of South Africa	12,67,529	4,70,443	700	90	2,447
Zanzibar and Pemba	9,973	2,00,220	3,291	3,684	932	7,00,000	..	2,30,000	7,20,000
Kenya Colony	9	..	1,752	1,545	..
Tanganyika Territory	31
Anglo-Egyptian Sudan	23
Mauritius and Dependencies (including Seychelles)	1,00,000	18,33,500	10,00,216	..	22,04,436	5,000
Commonwealth of Australia	1,10,39,156	55,66,088	16,03,508	8,624	37,48,640	30
New Zealand	2,34,819
Fiji Islands
TOTAL BRITISH EMPIRE { Private	9,94,00,478	3,59,13,429	81,99,979	44,24,065	1,79,16,078	1,76,36,032	1,57,69,504	85,21,118	77,90,462	4,04,18,877
{ Govt.	70,900	73,655	..	57,436	1,417	1,57,36,413	3,02,21,042	2,74,23,395	3,37,23,902	5,77,83,039
Germany
Netherlands	52
Belgium { Private
{ Govt.
France	11,22,577	..	84	5,942	..
Italy (including Fiume)
Austria
Mascat Territory and (Private) Trucial Oman	10,11,878	2,20,700	5,09,775	3,15,011	4,48,037	4,96,041	4,70,107	3,36,591	1,13,700	3,00,000
{ Govt.	7,842
Other Native States in Arabia	2,94,970	1,06,869	2,19,033	3,55,340	2,04,170	1,00,232	22,059	11,195
Iraq	20,54,608	14,00,109	70,53,108	29,48,408	3,20,989	..	18,05,680	700
Iran	1,64,118	1,96,745	64,829	10,409	2,51,666	..	37,100	23,900	46,400	60,130
Hanjam Islands
Java	5,14,985	10,451	1,703	527
Siam	2,11,267	9,50,344	1,16,450	57,000	23,525	..	1,71,000
French Indo-China	34,500
China (exclusive of (Private) Hongkong and Macao)	70,07,953	..	10,323	1,612	2,53,27,706	90,012
{ Govt.
Japan	80	150
Egypt	150	..	3,311	..	240
Portuguese East Africa
United States of America { Private	2,33,17,968	48,86,966	73,953
{ Govt.	8,00,41,553	..
TOTAL FOREIGN COUNTRIES { Private	3,51,91,339	82,70,878	80,87,336	36,91,091	2,65,92,544	5,93,216	24,90,414	4,81,595	1,88,101	3,72,025
{ Govt.	7,842	3,30,41,553	..
GRAND TOTAL VALUE { Private	13,45,91,817	4,41,90,307	1,62,87,315	81,15,156	4,45,08,622	1,81,33,248	1,82,60,008	90,02,713	79,78,563	4,07,90,902
{ Govt.	70,900	73,655	7,842	57,436	1,417	1,57,36,413	3,02,21,042	2,74,23,395	6,37,65,455	5,77,83,039

No. 19

DESCRIPTION of SILVER IMPORTED and EXPORTED

		IMPORTS					EXPORTS					
		1930-31	1931-32	1932-33	1933-34	1934-35	1930-31	1931-32	1932-33	1933-34	1934-35	
BULLION—	Bar	Ounces	105,882,912	29,083,672	4,547,746	3,191,878	21,010,386	26,886,717*	41,774,245*	82,417,773*	57,470,506*	51,817,079*
		B	12,09,70,654	3,57,92,976	59,69,348	37,28,075	3,12,77,838					
Other uncoined silver		Ounces	242,761	118,291	32,951	7,440	9,124	2,87,49,810†	4,37,85,805†	3,50,21,611†	7,06,99,076†	7,27,08,222†
		B	2,23,551	1,18,202	48,162	7,900	10,110					
COIN—	Government of India Rupees	Ounces	5,033,542	3,184,794	3,805,935	1,624,629	1,508,777	464,607	1,730,758	513,593	382,451	690,747
		B	1,34,08,371	83,41,116	1,02,33,713	43,71,443	40,57,466	12,51,497	46,53,593	18,83,598	10,30,136	13,59,481
British dollars		Ounces						3,306,142	2,660	..	9	13,749,927
		B						33,19,854	2,900	..	25	2,39,99,755
Straits dollars		Ounces						681
		B						745
Other coin		Ounces	46,201	9,382	42,800	43,439	6,482,157	31,334	32,732	15,368	8,510	4,251
		B	60,141	11,768	48,934	65,174	91,64,621	48,255	39,252	20,899	13,631	7,323

* Represents quantity in Ounces.
† Represents value in Rupees.

No. 20

TOTAL VALUE of the REGISTERED IMPORTS and EXPORTS of GOLD and SILVER COIN and BULLION,
in each Official Year from 1930-31 to 1934-35.

COUNTRIES	IMPORTS					EXPORTS					
	1930-31	1931-32	1932-33	1933-34	1934-35	1930-31	1931-32	1932-33	1933-34	1934-35	
TOTAL OF GOLD AND SILVER—	R	R	R	R	R	R	R	R	R	R	
United Kingdom (including Channel Islands)	Private Govt.	9,66,84,199 ..	2,63,06,484 ..	42,07,961 ..	41,17,543 ..	1,11,06,016 ..	49,19,346 1,39,62,668	43,47,16,729 3,01,88,761	39,99,32,527 2,74,23,895	46,92,94,302 3,37,23,902	36,57,05,135 5,77,83,939
Aden and Dependencies	Private Govt.	15,43,355 70,900	10,21,823 78,655	14,74,433 ..	12,92,900 57,436	11,31,982 1,417	2,074 32,231	999 ..	4,128
Bahrain Islands		26,45,408	26,48,338	27,56,280	13,01,185	9,30,107	6,65,137	7,45,997	10,16,000	6,70,000	7,80,000
Ceylon (excluding Maldives)		1,02,48,340	82,02,000	51,50,962	49,79,382	35,50,504	1,342	698	38,073	601	503
Maldives		..	40
Straits Settlements		98,38,032	6,19,446	2,60,075	27,016	3,22,299	41,245	6,48,500	150
Federated Malay States		8,000
Hongkong	Private Govt.	46,73,709 ..	3,02,776 ..	1,63,357 ..	1,48,712 ..	90,406 ..	1,68,22,445 17,73,750	1,00,97,880 ..	322 ..	61 ..	2,39,99,639 ..
Union of South Africa		6,75,85,575	35,16,824	6,31,620	52,730	8,337
Zanzibar and Pemba		..	80,577	5,76,539	3,47,762	1,51,462	932	7,00,000	..	2,00,000	7,20,000
Kenya Colony		..	3,28,066	2,19,833	3,27,066	75,039	1,546	..
Tanganyika Territory		..	31
Somaliland Protectorate	
Anglo-Egyptian Sudan		..	1,14,848	32,045	4,552
Mauritius and Dependencies (including Seychelles)		1,00,000	18,38,500	10,61,142	81,920	22,71,365	6,677
Commonwealth of Australia		2,10,75,451	96,08,549	16,03,508	6,624	37,48,649	52
New Zealand		16,25,327	2,34,819
Fiji Islands	
TOTAL BRITISH EMPIRE	Private Govt.	21,60,24,396 70,900	5,54,20,170 78,655	1,32,77,805 ..	1,31,37,422 57,436	2,34,66,216 1,417	2,24,67,193 1,57,86,413	49,69,04,784 3,02,21,042	40,10,39,863 2,74,23,395	47,01,71,225 3,37,23,902	39,12,05,434 5,77,83,939

(Continued on next page.)

ABSTRACT TABLES

(880)

GOLD and SILVER—IMPORTS and EXPORTS

No. 20—continued

TOTAL VALUE of the REGISTERED IMPORTS and EXPORTS of GOLD and SILVER COIN and BULLION, in each Official Year from 1930-31 to 1934-35—continued

COUNTRIES	IMPORTS					EXPORTS				
	1930-31	1931-32	1932-33	1933-34	1934-35	1930-31	1931-32	1932-33	1933-34	1934-35
	R	R	R	R	R	R	R	R	R	R
TOTAL OF GOLD AND SILVER <i>—continued</i>										
Germany
Netherlands	3,49,52,134	4,32,90,892	2,40,49,027	57,85,231
Belgium	1,70,401
France	11,22,577	..	34	..	4,647	..	1,75,20,864	33,18,209	2,42,11,484	56,83,304
Italy (including Fiume)	2,00,000	54,38,798	..
Austria
Mascat Territory and Trucial Oman	18,00,047	14,72,612	19,81,739	15,36,818	18,90,644	4,98,213	4,76,107	3,66,581	1,18,700	3,00,000
Other Native States in Arabia	26,20,618	18,19,823	12,90,687	13,11,760	8,89,328	1,00,232	..	2,21,718	22,059	11,195
Iraq	77,19,219	66,75,185	74,00,535	29,66,214	3,37,540	..	18,05,080	66,858
Iran	1,64,118	1,96,745	67,290	10,409	2,51,666	..	37,100	23,900	40,400	60,130
Honjam Islands
Sumatra
Java	95,975	10,451	1,708	2,74,277	..	69,574	51,877
Borneo (Dutch)
Celebes and other Islands
Siam	2,11,267	5,14,995	1,16,450	57,000	23,525	..	1,71,000
French Indo-China	34,500
China (exclusive of Hongkong and Macao)	1,82,89,478	9,77,983	10,822	36,507	2,53,27,706	90,912
Japan	30	1,54,219	150
Egypt	12,28,215	3,311	..	240
Portuguese East Africa	2,31,242	2,59,704
Italian East Africa (Somaliland and Eritrea)	4,520
United States of America	2,33,16,060	48,86,966	74,590	7,36,18,597	22,88,60,885	6,53,91,992	17,02,04,591
TOTAL FOREIGN COUNTRIES <i>—continued</i>	5,10,19,874	1,67,65,501	1,11,90,901	59,22,019	2,82,35,507	6,00,888	12,91,80,379	27,63,78,197	11,93,37,584	18,21,53,156
GRAVE TOTAL	70,900	78,655	7,842	57,486	1,417	1,57,36,413	3,02,21,042	2,74,28,395	6,37,05,455	5,77,83,939

ABSTRACT TABLES
CURRENCY NOTES—
IMPORTS and EXPORTS

No. 20A

TOTAL VALUE of the REGISTERED IMPORTS and EXPORTS of CURRENCY NOTES, in each Official Year
from 1930-31 to 1934-35

COUNTRIES	IMPORTS					EXPORTS				
	1930-31	1931-32	1932-33	1933-34	1934-35	1930-31	1931-32	1932-33	1933-34	1934-35
CURRENCY NOTES—	R	R	R	R	R	R	R	R	R	R
United Kingdom (including Channel Islands) { Private	--	--	725	--	--	--	--	--	--	--
Govt.	1,177	--	--	--	--	--	--	--	--	--
Aden and Dependencies { Private	1,81,390	1,46,950	81,870	2,86,150	74,845	--	--	--	--	--
Govt.	11,000	17,100	--	--	--	--	--	--	--	--
Bahrain Islands	--	2,800	4,320	2,000	2,000	--	--	--	500	--
Ceylon (excluding Maldives)	--	--	--	--	--	6,54,599	2,38,060	17,68,078	22,79,944	37,89,660
Straits Settlements	--	--	--	--	--	--	--	--	--	--
Federated Malay States	--	--	--	--	--	--	--	--	--	--
Anglo-Egyptian Sudan	--	160	11,030	13,000	--	1	--	--	--	--
TOTAL BRITISH EMPIRE { Private	1,81,390	1,49,910	47,945	2,61,150	76,845	6,54,599	2,38,060	17,68,078	22,80,444	37,89,660
Govt.	12,177	17,100	--	--	--	--	--	--	--	--
Muscat Territory and Trucial Oman { Private	26,685	26,580	52,200	42,495	33,365	--	--	12,000	1,09,200	1,13,930
Govt.	--	--	--	--	--	--	--	--	--	--
Other Native States in Arabia	5,45,741	2,27,959	3,36,405	1,24,693	1,03,585	--	--	--	--	--
Iraq { Private	7,50,000	--	--	--	--	5,50,000	27,41,000	--	--	--
Govt.	--	--	--	--	--	--	--	--	--	--
Iran { Private	210	--	--	--	--	--	--	--	--	--
Govt.	--	--	--	--	--	--	--	--	--	--
Java	--	--	--	--	250	--	--	--	--	--
Sumatra	--	--	--	--	--	--	--	--	--	--
Egypt	--	--	--	--	--	--	--	--	--	--
TOTAL FORMER COUNTRIES { Private	13,25,686	2,54,489	3,88,695	1,07,198	1,37,180	5,50,000	27,41,000	12,000	1,09,200	1,13,930
Govt.	--	--	--	--	--	--	--	--	--	--
GRAND TOTAL { Private	15,07,026	4,04,899	4,36,640	4,48,388	2,14,025	12,04,599	29,79,060	17,80,078	23,89,644	39,03,590
Govt.	12,177	17,100	--	--	--	--	--	--	--	--
Total value of Gold, Silver and Currency Notes—										
Bengal { Private	4,19,45,116	1,22,75,682	26,61,723	9,45,937	18,07,497	2,497	18,86,243	1,39,18,885	88,61,638	1,85,50,737
Govt.	--	--	--	--	--	88,55,425	1,51,05,810	1,41,29,193	1,89,78,893	1,65,73,759
Bombay { Private	17,91,44,927	4,43,50,790	1,01,04,670	1,01,80,351	4,48,77,330	2,24,41,712	61,21,26,871	60,08,16,363	53,72,81,386	53,52,48,774
Govt.	81,900	90,755	7,842	57,436	1,417	1,18,80,988	1,50,25,232	1,32,94,202	4,47,87,082	4,12,10,180
Madras { Private	88,60,301	13,70,775	24,82,172	34,45,895	17,69,825	11,25,035	44,38,871	60,04,770	12,33,000	10,14,938
Govt.	--	--	--	--	--	--	--	--	--	--
Burma { Private	4,09,77,844	1,39,78,408	58,11,851	50,00,987	39,55,880	6,92,941	58,31,107	4,37,41,748	3,82,40,286	1,45,01,852
Govt.	--	--	--	--	--	--	--	--	--	--
Burma { Private	26,23,109	6,05,406	3,45,430	35,309	6,218	10,000	47,81,131	73,10,367	67,81,543	73,55,855
Govt.	1,177	--	--	--	--	--	--	--	--	--
TOTAL { Private	26,85,51,296	7,25,90,070	2,90,05,840	1,95,57,770	5,19,15,748	2,42,72,185	62,90,64,223	67,91,92,133	59,18,98,453	57,2,62,200
Govt.	83,077	90,755	7,842	57,436	1,417	1,57,36,413	3,02,21,042	2,74,23,895	6,37,65,455	3,77,93,939

ABSTRACT TABLES
GOLD—IMPORTS
(SHARE OF EACH PROVINCE)

(882)

No. 21

TOTAL VALUE of the REGISTERED IMPORTS and EXPORTS of GOLD and SILVER COIN and BULLION,
also CURRENCY NOTES, into and from each PROVINCE of BRITISH INDIA, in the Official Year 1934-35

COUNTRIES	IMPORTS					TOTAL
	BENGAL	BOMBAY	SIND	MADRAS	BURMA	
	₹	₹	₹	₹	₹	₹
GOLD—						
United Kingdom (including Channel Islands)	2,979	56,578	268	..	487	60,257
Aden and Dependences	..	11,07,006	11,07,006
Bahrain Islands	..	5,38,007	5,38,007
Ceylon (excluding Maldives)	35,50,234	..	35,50,234
Straits Settlements
Hongkong
Union of South Africa	..	5,940	5,940
Zanzibar and Pemba	..	1,47,828	1,47,828
Kenya Colony	..	75,039	75,039
Anglo-Egyptian Sudan
Mauritius and Dependences (including Seychelles)	..	66,927	66,927
TOTAL BRITISH EMPIRE	2,979	19,06,225	268	35,50,234	487	55,50,133
France	4,647	4,647
Italy (including Fiume)
Maakat Territory and Trucial Oman	..	8,05,281	1,37,326	9,42,607
Other Native States in Arabia	..	6,85,158	6,85,158
Iraq	..	7,191	3,860	10,551
Iran
Sumatra
Java
Borneo (Dutch)
Celebes and other Islands
China (excluding of Hongkong and Macao)
Japan
Egypt
Portuguese East Africa
Italian East Africa (Somalland and Eritrea)
United States of America
TOTAL FOREIGN COUNTRIES	..	14,97,630	1,45,338	16,42,068
Value in ₹	2,979	34,03,855	1,45,596	35,50,234	487	71,08,101
GRAND TOTAL						
Quantity in ounces	44	37,958	1,592	40,374	24	79,992

ABSTRACT TABLES
GOLD—EXPORTS
(SHARE OF EACH PROVINCE)

No. 21—continued

TOTAL VALUE of the REGISTERED IMPORTS and EXPORTS of GOLD and SILVER COIN and BULLION, also CURRENCY NOTES, into and from each PROVINCE of BRITISH INDIA, in the Official Year 1934-35—continued

COUNTRIES	EXPORTS					
	BENGAL	BOMBAY	BIND	MADRAS	BURMA	TOTAL
	R	R	R	R	R	R
GOLD—						
United Kingdom (including Channel Islands)	83,96,84,016	4,07,172	1,06,53,023	1,436	85,07,86,547
Aden and Dependence
Ceylon (excluding Maldives)
Straits Settlements
Hongkong
Commonwealth of Australia
TOTAL BRITISH EMPIRE	83,96,84,016	4,07,172	1,06,53,023	1,436	85,07,86,547
Netherlands	57,85,231	57,85,231
Belgium
France	56,83,304	56,83,304
Iraq	56,158	56,158
Java	51,877	51,877
United States of America	1,77,02,821	15,24,11,770	17,02,04,591
TOTAL FOREIGN COUNTRIES	1,77,02,821	16,39,83,340	1,436	18,17,81,161
Value in R	1,77,02,821	50,36,22,866	4,97,172	1,06,53,023	1,436	58,25,67,708
GRAND TOTAL						
Quantity in ounces	194,600	5,459,605	5,468	115,125	14	5,774,812

[Continued on next page

ABSTRACT TABLES
SILVER—IMPORTS
(SHARE OF EACH PROVINCE)

(884)

No. 21—continued

TOTAL VALUE of the REGISTERED IMPORTS and EXPORTS of GOLD and SILVER COIN and BULLION,
also CURRENCY NOTES, into and from each PROVINCE of BRITISH INDIA, in the Official Year 1934-35—
continued

COUNTRIES	IMPORTS					
	BENGAL	BOMBAY	SIND	MADRAS	BURMA	TOTAL
	₹	₹	₹	₹	₹	₹
SILVER—						
United Kingdom (including Channel Islands)	78,826	97,76,767	11,97,800	87,376	..	1,11,35,759
Aden and Dependencies	..	14,076	14,076
		1,417	1,417
Bahrain Islands	..	2,78,100	1,16,000	3,94,100
Ceylon (excluding Maldives)	270	..	270
Maldives
Straits Settlements	3,18,000	4,299	3,22,299
Hongkong	27,000	68,300	106	95,406
Union of South Africa	..	2,447	2,447
Zanzibar and Pemba	..	3,634	3,634
Kenya Colony
Anglo-Egyptian Sudan
Mauritius and Dependencies (including Seychelles)	..	22,04,438	22,04,438
Commonwealth of Australia	11,92,991	25,55,658	37,48,649
New Zealand
TOTAL BRITISH EMPIRE	12,93,817	1,48,98,410	18,13,800	4,05,646	4,405	1,79,16,078
	..	1,417	1,417
Netherlands
France
Italy (including Fiume)
Mascat Territory and Trucial Oman	..	2,17,662	2,30,375	4,48,037

Other Native States in Arabia	..	1,90,951	13,219	2,04,170
Iraq	..	3,20,606	6,328	3,26,934
Iran	..	2,09,693	41,967	2,51,660
Java	10,451	10,451
Siam	..	23,525	23,525
China (excluding of Hongkong and Macao)	..	2,58,26,332	1,374	2,58,27,706
Egypt
Portuguese East Africa
TOTAL FOREIGN COUNTRIES	10,451	2,62,88,835	2,91,884	..	1,374	2,65,92,544

GRAND TOTAL	13,04,268	4,11,87,245	16,05,684	4,05,646	5,779	4,45,08,622
	..	1,417	1,417
	817,347	27,386,761	1,226,050	180,549	5,677	29,610,384
	..	1,060	1,060

ABSTRACT TABLES
SILVER—EXPORTS
(SHARE OF EACH PROVINCE)

No. 21—continued

TOTAL VALUE of the REGISTERED IMPORTS and EXPORTS of GOLD and SILVER COIN and BULLION, also CURRENCY NOTES, into and from each PROVINCE of BRITISH INDIA, in the Official Year 1934-35—continued

COUNTRIES	EXPORTS						
	BENGAL	BOMBAY	SIND	MADRAS	BURMA	TOTAL	
	R	R	R	R	R	R	
SILVER—							
United Kingdom (including Channel Islands)	{ Private	7,57,055	60,20,618	1,38,730	1,47,766	78,54,419	1,49,18,588
	{ Govt.	1,65,78,759	4,12,10,180	5,77,83,939
Aden and Dependencies	{ Private
	{ Govt.
Bahrain Islands	..	7,10,000	70,000	7,80,000	
Ceylon (excluding Maldives)	508	..	508	
Straits Settlements	150	150	
Federated Malay States	
Hongkong	{ Private	31	2,89,99,805	2,90,99,836
	{ Govt.
Zanzibar and Pemba	..	7,20,000	7,20,000	
Kenya Colony	
Commonwealth of Australia	
Fiji Islands	
TOTAL BRITISH EMPIRE	{ Private	7,57,236	8,14,50,228	2,08,730	1,48,269	78,54,419	4,04,18,877
	{ Govt.	1,65,78,759	4,12,10,180	5,77,83,939
France	
Mascat Territory and Trucial Oman	..	1,05,000	1,35,000	8,00,000	
Other Native States in Arabia	..	11,195	11,195	
Iraq	700	700	
Iran	680	..	59,450	60,130	
China (exclusive of Hongkong and Macao)	
Japan	
United States of America	{ Private
	{ Govt.
TOTAL FOREIGN COUNTRIES	{ Private	680	1,76,195	1,05,150	8,72,025
	{ Govt.
GRAND TOTAL	{ Value in R { Private	7,57,916	8,16,26,418	4,08,880	1,48,269	78,54,419	4,07,90,902
	{ Govt.	1,65,78,759	4,12,10,180	5,77,83,939
Quantity in ounces	{ Private	482,569	20,214,848	186,655	83,266	6,302,778	27,250,006
	{ Govt.	18,987,477	27,024,521	41,011,998

ABSTRACT TABLES
GOLD AND SILVER—IMPORTS
(SHARE OF EACH PROVINCE)

(886)

No. 21—continued

TOTAL VALUE of the REGISTERED IMPORTS and EXPORTS of GOLD and SILVER COIN and BULLION, also CURRENCY NOTES, into and from each PROVINCE of BRITISH INDIA, in the Official year 1934-35—continued

COUNTRIES	IMPORTS					
	BENGAL	BOMBAY	SIND	MADRAS	BURMA	TOTAL
TOTAL OF GOLD AND SILVER—	R	R	R	R	R	R
United Kingdom (including Channel Islands)	76,805	98,83,385	11,98,000	87,376	437	1,11,00,016
Aden and Dependencies	..	11,21,082	11,21,082
	..	1,417	1,417
Sahrein Islands	..	8,14,107	1,16,000	9,30,107
Ceylon (excluding Maldives)	85,50,504	..	85,50,504
Maldives
Straits Settlements	3,18,000	4,209	3,22,209
Federated Malay States
Hongkong	27,000	63,300	106	90,406
Union of South Africa	..	8,387	8,387
Zanzibar and Pemba	..	1,51,462	1,51,462
Kenya Colony	..	75,039	75,039
Anglo-Egyptian Sudan
Mauritius and Dependencies (including Seychelles)	..	22,71,365	22,71,365
Commonwealth of Australia	11,92,991	25,55,658	37,48,649
New Zealand
Fiji Islands
TOTAL BRITISH EMPIRE	12,96,796	1,68,94,635	13,14,063	89,55,880	4,842	2,84,08,216
	..	1,417	1,417
Netherlands
France	4,647	4,647
Italy (including Fiume)
Heakat Territory and Trustal Oman	..	10,22,943	3,67,701	13,90,644

Other Native States in Arabia	..	8,76,109	13,219	8,89,328
Iraq	..	3,27,867	9,688	3,37,555
Iran	..	2,09,699	41,967	2,51,666
Hanjam Islands
Sumatra
Java	10,451	10,451
	..	23,525	23,525
French-Indo-China
Celebes and other Islands
China (exclusive of Hongkong and Macao)	..	2,53,26,832	1,374	2,53,27,706
Japan
Egypt
Italian East Africa (Somaliland and Eritrea)
United States of America
TOTAL FOREIGN COUNTRIES	10,451	2,77,86,465	4,37,217	..	1,374	2,82,26,507

GRAND TOTAL VALUE	13,07,247	4,46,81,100	17,51,280	89,55,880	6,216	5,17,01,723
	..	1,417	1,417

ABSTRACT TABLES
GOLD AND SILVER—EXPORTS
(SHARE OF EACH PROVINCE)

No. 21—continued

TOTAL VALUE of the REGISTERED IMPORTS and EXPORTS of GOLD and SILVER COIN and BULLION, also CURRENCY NOTES, into and from each PROVINCE of BRITISH INDIA, in the Official Year 1934-35—continued

COUNTRIES	EXPORTS					
	BENGAL	BOMBAY	SIND	MADRAS	BURMA	TOTAL
TOTAL OF GOLD AND SILVER—	₹	₹	₹	₹	₹	₹
United Kingdom (including Channel Islands) { Private	7,57,055	2,00,50,501	6,35, 502	1,98,01,889	78,55,855	30,57,05,185
{ Govt.	1,65,78,759	4,12,10,180	5,77,83,939
Aden and Dependencies { Private
{ Govt.
Bahrain Islands	7,10,000	70,000	7,80,000
Ceylon (excluding Maldives)	508	..	508
Straits Settlements	150	150
Federated Malay States
Hongkong { Private	31	2,39,99,605	2,39,99,636
{ Govt.
Kanjar and Pemba	7,20,000	7,20,000
Kenya Colony
Mauritius and Dependencies (including Seychelles)
Commonwealth of Australia
Fiji Islands
TOTAL BRITISH EMPIRE { Private	7,57,236	4,54,80,108	7,05,902	1,08,02,192	78,55,855	39,12,05,424
{ Govt.	1,65,78,759	4,12,10,180	5,77,83,939
Netherlands	57,85,231	57,85,231
Belgium
France	56,83,304	56,83,304
Italy (including Fiume)
Mascat Territory and Trucial Oman	1,65,000	1,35,000	3,00,000
Other Native States in Arabia	11,195	11,195
Iraq	56,158	700	56,858
Iran	680	..	59,450	60,130
Java	51,877	51,877
China (exclusive of Hongkong and Macao)
Siam
Japan
United States of America { Private	1,77,92,821	18,24,11,770	17,02,04,591
{ Govt.
TOTAL FOREIGN COUNTRIES { Private	1,77,93,501	16,41,64,535	1,95,150	18,21,58,186
{ Govt.
GRAND TOTAL VALUE { Private	1,85,50,737	59,52,48,774	9,01,052	1,08,02,192	78,55,855	57,38,58,010
{ Govt.	1,65,78,759	4,12,10,180	5,77,83,939

Continued on next page.

ABSTRACT TABLES (888)
 CURRENCY NOTES—IMPORTS and
 EXPORTS (SHARE OF EACH PROVINCE)

No. 21—concluded

TOTAL VALUE of the REGISTERED IMPORTS and EXPORTS of GOLD and SILVER COIN and BULLION, also CURRENCY NOTES, into and from each PROVINCE of BRITISH INDIA, in the Official Year 1934-35—concluded

COUNTRIES	IMPORTS					
	BENGAL	BOMBAY	SIND	MADRAS	BURMA	TOTAL
CURRENCY NOTES—]	R	R	R	R	R	R
United Kingdom (including Channel Islands)
Aden and Dependencies	74,845	74,845
Bahrain Islands	2,000	2,000
Anglo-Egyptian Sudan
TOTAL BRITISH EMPIRE	76,845	76,845
Mascat Territory and Trucial Oman	15,820	17,545	33,365
Other Native States in Arabia	1,03,665	1,03,665
Iraq
Iran
Java	250	250
TOTAL FOREIGN COUNTRIES	1,19,385	17,545	1,37,180
GRAND TOTAL VALUE	250	1,96,230	17,545	2,14,025
	EXPORTS					
United Kingdom (including Channel Islands)
Aden and Dependencies
Bahrain Islands
Ceylon (excluding Maldives)	37,89,660	..	37,89,660
Straits Settlements
TOTAL BRITISH EMPIRE	37,89,660	..	37,89,660
Mascat Territory and Trucial Oman	1,13,930	1,13,930
Iraq
Egypt
TOTAL FOREIGN COUNTRIES	1,13,930	1,13,930
GRAND TOTAL VALUE	1,13,930	37,89,660	..	39,03,590

APPENDIX A.

ALTERATIONS IN THE RECORD OF ARTICLES IN THE ANNUAL
STATEMENT OF TRADE.

THE FOLLOWING ALTERATIONS WERE MADE IN THE STATEMENT OF THE SEA-BORNE TRADE OF BRITISH INDIA
WITH THE BRITISH EMPIRE AND FOREIGN COUNTRIES FOR 1934-35.

IMPORTS OF BRITISH AND FOREIGN MERCHANDISE.

	Page	
PRIVATE MERCHANDISE—		
Dyeing and Tanning substances—		
Dyes obtained from Coal tar—		
Coupling dyes of the naphthol group—		
Naphthols rapid fast colours (rapid salts) and bases	105	Now Sub-divided into "Naphthols", "rapid fast colours" (rapid salts), and "bases".
Vats—		
Carbazole, blue	108	Now shown separately.
Oils, Animal—		
Fish oil	283	Now Sub-divided into "Fish or whale oil hardened" and "others".
Textiles—		
Cotton—		
Twist and Yarn—		
Grey two folds doubles	384	Nos. 1—25, 26—50, 51—80 and above No. 80 now shown separately.
White two folds doubles	388	Nos. 1—25, 26—50, 51—80 and above No. 80 now shown separately.
Coloured two folds doubles	391	Nos. 1—25, 26—50, 51—80 and above No. 80 now shown separately.
Mercerised two folds doubles	394	Nos. 1—25, 26—50, 51—80 and above No. 80 now shown separately.
Unspecified descriptions	396	Nos. 1—50 and above No. 50 now shown separately.
Braids	397	Now shown separately.
Manufactured—		
Piecegoods—		
White (bleached)—		
Embroidered allovers	409	Ditto.
Coloured, Printed or Dyed—		
Printed goods—		
Embroidered allovers	416	Ditto.
Dyed goods—		
Embroidered allovers	423	Ditto.
Woven Coloured goods—		
Embroidered allovers	430	Ditto.
Goods of Cotton mixed with other materials	437	Ditto.
Thread—		
Others	438	Ditto.
Fents of all descriptions not exceeding 4 yards in length	440	Ditto.

APPENDIX A—contd.

PRIVATE MERCHANDISE—contd.	Page	
<i>Textiles—contd.</i>		
<i>Haberdashery and Millinery—</i>		
Ribbons	443	Now shown separately.
<i>Silkyarns, Noils and Warps—</i>		
Made from silk other than waste or noils	451	Ditto.
Made from silk waste or noils	451	Ditto.
<i>Silk manufactures—</i>		
Hosiery—Socks and stockings made chiefly of silk	452	Ditto.
<i>Wool manufactures—</i>		
Goods of wool mixed with other materials	459	Ditto.
<i>Artificial silk—</i>		
<i>Artificial silk yarn—</i>		
<i>Hosiery—</i>		
Socks and stockings made entirely of artificial silk	462	Ditto.
<i>Goods of artificial silk mixed with other materials—</i>		
Containing 50% or more cotton	464	Ditto.
Containing no cotton or less than 50% of cotton	464	Ditto.
	13	
Fabrics containing gold and silver thread	466	Ditto.

EXPORTS OF INDIAN MERCHANDISE.

Paints and Painters' Materials	617	The following sub-heads have been introduced :— (1) Turpentine. (2) Other sorts.
Cargoes "for orders"	Now shown separately from ordinary Cargoes.

EXPORTS OF FOREIGN MERCHANDISE.

No change.

APPENDIX B.

LIST OF COUNTRIES THE TRADE WITH WHICH IS SEPARATELY RECORDED.

Revised up to 31st March, 1934.

British Empire (including Protectorates and Territories administered under Mandates)	British Empire (including Protectorates and Territories administered under Mandates)—continued	Foreign Countries—continued	
<i>Europe—</i>	<i>America—</i>	<i>Europe—continued</i>	
United Kingdom (including Channel Islands)	<i>North America</i>	Portugal (including Azores and Madeira) Switzerland	
Irish Free State		Canada : <i>Vid Atlantic Coast</i> „ <i>Pacific Coast</i>	Italy (including Fiume)
Gibraltar		Newfoundland and Labrador	Italian Aegean Islands
Malta and Gozo		Bermuda	Austria
		Bahamas	Hungary
		British West India Islands (excluding Bahamas) British Honduras	Czechoslovakia
<i>Asia—</i>	British Guiana	Yugoslavia (Kingdom of the Serbs, Croats and Slovenes) Albania	
Cyprus	Falkland Islands	Bulgaria	
Palestine	<i>Oceania—</i>	Roumania	
Aden and Dependancies	Commonwealth of Australia	Greece (including Crete)	
Bahrein Islands	Territory of Papua	Turkey, European	
Ceylon (excluding Maldives)	New Guinea	„ Asiatic	
Maldives	Other British Pacific Islands	<i>Asia—</i>	
Straits Settlements	New Zealand	Syria	
Federated Malay States	Nauru and Western Samoa	Maskat Territory and Trucial Oman	
Non-Federated Malay States	Cook Islands	Other Native States in Arabia	
British Borneo	Union Islands (or Tokelan)	Iraq	
Hongkong	Fiji Islands	Iran	
<i>Africa—</i>	Foreign Countries	Henjam Islands	
<i>Br. West Africa</i>	<i>Europe—</i>	Afghanistan	
	U. S. S. R. :	Sumatra	
	Gambia	Northern	Java
	Sierra Leone	Southern	Borneo (Dutch)
	Gold Coast (including Br. Mandated Territory of Togoland)	Pacific Ports (in Asia)	Dutch New Guinea
	Nigeria (including Br. Mandated Territory of Cameroons)	Finland	Celebes and other Islands
St. Helena and Ascension	Estonia	Siam	
Protectorate of South-West Africa	Latvia	French Indo-China	
Union of South Africa	Lithuania	Philippines	
Bechuanaland Protectorate	Sweden	Macáo	
Basutoland	Norway	Portuguese Timor	
Swaziland	Spitzbergen	Japan	
Rhodesia, Northern	Poland (including Danzig)	Korea	
„ Southern	Denmark	Formosa	
<i>Br. East Africa</i>	Iceland	China (exclusive of Hongkong and Macáo)	
	Germany	<i>Africa—</i>	
	Zanzibar and Pemba	Netherlands	Egypt
	Kenya Colony	Belgium	Tripoli (Libya)
	Uganda Protectorate	Luxemburg	Tunis
	Tanganyika Territory	France	Algeria
	Nyasaaland Protectorate	Spain	Morocco, Spanish
	Somaliland Protectorate	Austria	Morocco, French Protectorate
Anglo-Egyptian Sudan		Morocco, Tangier	
Mauritius and Dependancies		<i>North Africa</i>	
Seyohelles			Canary Islands
Socotra			

APPENDIX B—*continued*LIST OF COUNTRIES THE TRADE WITH WHICH IS SEPARATELY RECORDED—*continued*

Revised up to 31st March, 1934.

Foreign Countries— <i>continued</i>	Foreign Countries— <i>continued</i>	Foreign Countries— <i>concluded</i>
<i>Africa—continued</i>	<i>America—continued</i>	<i>America—concluded</i>
West Africa <ul style="list-style-type: none"> <li data-bbox="204 1044 393 1070">Spanish West Africa <li data-bbox="204 1083 584 1153">French West Africa (including French Mandated Territories of Togoland and Cameroons) <li data-bbox="204 1166 274 1192">Liberia <li data-bbox="204 1205 442 1231">French Equatorial Africa <li data-bbox="204 1244 584 1270">Belgian Congo (including Ruanda-Urundi) <li data-bbox="204 1283 426 1309">Portuguese West Africa <li data-bbox="204 1322 381 1348">Portuguese Guinea <li data-bbox="204 1361 381 1387">Cape Verde Islands <li data-bbox="204 1400 398 1426">Sao Thome Principe 	<ul style="list-style-type: none"> <li data-bbox="700 1044 761 1070">Alaska <li data-bbox="700 1083 794 1109">Greenland <li data-bbox="634 1148 723 1174" style="display: inline-block; vertical-align: middle;">West Indies <li data-bbox="674 1148 728 1174">Cuba <li data-bbox="674 1187 893 1213">Hayti and St. Domingo <li data-bbox="674 1226 778 1252">Porto Rico <li data-bbox="674 1265 1053 1309">French West Indies (Guadelope and Martinique) <li data-bbox="674 1322 877 1348">St. Pierre et Miquelon <li data-bbox="674 1361 1004 1387">Virgin Islands of the United States <li data-bbox="674 1400 943 1426">Dutch West Indies (Curacao) 	<ul style="list-style-type: none"> <li data-bbox="1146 1044 1207 1070">Brazil <li data-bbox="1146 1083 1235 1109">Paraguay <li data-bbox="1146 1122 1224 1148">Uruguay <li data-bbox="1146 1161 1509 1231">Argentine Republic (including the Atlantic Coast of Patagonia) <li data-bbox="1146 1244 1509 1288">Chile (including the Pacific Coast of Patagonia) <li data-bbox="1146 1302 1191 1328">Peru <li data-bbox="1146 1341 1224 1367">Ecuador <li data-bbox="1146 1380 1207 1406">Bolivia <li data-bbox="1146 1419 1207 1445">Hawaii <li data-bbox="1146 1458 1191 1484">Guam <li data-bbox="1146 1497 1400 1523">Other Islands in the Pacific <li data-bbox="1146 1536 1273 1562">Arctic Region <li data-bbox="1146 1575 1318 1601">Antarctic Regions <li data-bbox="1146 1614 1224 1640">Fisheries
East Africa <ul style="list-style-type: none"> <li data-bbox="204 1455 426 1481">Portuguese East Africa <li data-bbox="204 1494 459 1520">Madagascar and Kerguelon <li data-bbox="204 1533 282 1559">Reunion <li data-bbox="204 1572 584 1617">Italian East Africa (Somaliland and Eritrea) <li data-bbox="204 1630 381 1656">French Somaliland <li data-bbox="204 1669 299 1695">Abyssinia 	<ul style="list-style-type: none"> <li data-bbox="674 1455 745 1481">Mexico <li data-bbox="674 1494 778 1520">Guatemala <li data-bbox="674 1533 888 1559">Honduras (not British) <li data-bbox="674 1572 794 1598">San Salvador <li data-bbox="674 1611 773 1637">Nicaragua <li data-bbox="674 1650 778 1676">Costa Rica <li data-bbox="674 1689 761 1716">Columbia <li data-bbox="674 1729 1053 1755">Panama (including Panama Canal Zone) <li data-bbox="674 1768 773 1794">Venezuela <li data-bbox="674 1807 806 1833">Dutch Guiana <li data-bbox="674 1846 811 1872">French Guiana 	
<i>America—</i> <ul style="list-style-type: none"> <li data-bbox="211 1791 464 1817">United States of America : <ul style="list-style-type: none"> <li data-bbox="237 1830 409 1856">Vid Atlantic Coast <li data-bbox="237 1869 398 1895">,, Pacific Coast 		

INDEX—continued

ARTICLES	IMPORTS		EXPORTS				ARTICLES	IMPORTS		EXPORTS			
	Abstract Tables	General Imports	INDIAN MERCHANDISE		FOREIGN MERCHANDISE			Abstract Tables	General Imports	INDIAN MERCHANDISE		FOREIGN MERCHANDISE	
			Abstract Tables	General Exports	Abstract Tables	General Exports				Abstract Tables	General Exports		
	Page	Page	Page	Page	Page	Page	Page	Page	Page	Page	Page	Page	
Bacon and hams	—	336	—	—	—	—	Bonnets, Hats, caps, —, and hatter's ware	—	33	—	—	—	—
Bags, gunny, of jute	—	448	—	694	—	—	Books, printed, and printed matter (not being stationery) including maps and charts	—	47, 821	—	501, 861	—	729
„ and sacks of hemp	—	448	—	—	—	—	Boots and shoes	—	48, 821	—	502, 852	—	729
„ and trunks of leather	—	189	—	578	—	—	Rubber soled—						
Bajra, Jowar and—	—	139	—	836	—	—	With canvas uppers	—	49	—	—	—	—
Bangles, glass	—	132	—	—	—	—	With uppers of leather or other materials	—	49	—	—	—	—
Barks for tanning	—	100	—	519	—	—	All Rubber	—	50	—	—	—	—
Bars and channels (iron)	—	252, 834	—	589	—	—	All leather	—	48	—	—	—	—
„ „ „ (iron or steel)	—	—	—	—	—	770	of other materials	—	50	—	—	—	—
Bars of steel	—	254, 835	—	—	—	—	Boot and shoe manufacturing machinery	—	217	—	—	—	—
Barley	—	138	—	536, 852	—	—	Borax	—	77	—	507	—	—
Bars, blocks, Ingots, — (aluminium)	—	239	—	—	—	—	Bottled fruits, Canned or—	—	337	—	—	—	—
Barytes	—	300	—	—	—	—	Bottles, glass	—	134, 826	—	—	—	747
Baskets and basketware	—	44	—	—	—	—	„ soda water	—	138	—	—	—	—
Batteries	—	167	—	—	—	—	Boxes, Safes and strong — of metal	—	153	—	—	—	—
Beads and false pearls	—	132	—	—	—	747	Brads, woollen	—	457	—	—	—	—
Bearna, channels, pillars, girders, and bridgework of iron or steel	—	258	—	—	—	—	Bran, Fodder, — and pollards	—	121	—	527	—	—
Beans	—	138	—	537	—	—	Brandy	—	190	—	—	—	768
Bêche-de-mer	—	—	—	623	—	—	Brass (for details see under "Metals").						
Bedsteads	—	128	—	—	—	—	Braziers (copper)	—	247	—	—	—	—
Beer, Ale, —, and porter	—	194, 830	—	854	—	761	Bricks, Tiles, Ingots, cakes, and —, of unwrought copper	—	247, 833	—	—	—	769, 862
Beet Sugar	—	873	—	—	—	—	Bricks (not of copper)	—	—	—	503	—	—
Belting for machinery :							Bridgework, Beams, pillars, girders, and —, of iron or steel	—	258	—	—	—	—
of cotton	—	45	—	—	—	—	Bristles	—	—	—	502	—	—
of leather	—	45	—	—	—	—	Bristles and fibre for brushes and brooms	—	51	—	—	—	—
of other materials (including coil)	—	45	—	—	—	—	British dollars	—	—	—	879	—	—
Benjamin, Gum—	—	144	—	553	—	750	Bronze—see Brass under "Metals."						
Benzine, Benzol, Petrol, and other motor spirits	—	291	—	605	—	—	Brushes and Brooms :						
Bergamot oil	—	285	—	—	—	—	Brushes :						
Betelnuts	—	362	—	646	—	—	Paint and varnish brushes	—	51	—	—	—	—
Bicarbonate of soda	—	76	—	—	—	—	Toilet brushes	—	52	—	—	—	—
Bichromate of potassium	—	74	—	—	—	—	Other brushes	—	52	—	—	—	—
„ soda	—	76	—	—	—	—	Brooms	—	53	—	—	—	—
Billets and slabs, Ingots, Blooms, — (steel)	—	256	—	—	—	—	Buckets of tinned or galvanized iron	—	148	—	—	—	—
Biscuits and cakes	—	336	—	—	—	—	Builders' hardware, such as locks, hinges, etc.	—	149	—	—	—	—
Black gunpowder	—	41	—	—	—	—	Building and engineering materials: other than of iron, steel, or wood	—	54, 822	—	503, 852	—	730, 860
Blankets (cotton)	—	397	—	855	—	—	Asphalt	—	54	—	—	—	—
Blankets and rugs other than floor rugs (wool)	—	457	—	—	—	—	Bricks	—	—	—	503	—	—
Blasting fuse	—	38	—	—	—	—	Bricks, other than fire-bricks	—	54	—	—	—	—
„ gelatine	—	38	—	—	—	—	Firebricks	—	55, 822	—	—	—	—
Bleaching powder	—	68	—	—	—	—	Other bricks	—	822	—	—	—	—
Bleaching and dyeing machinery (cotton)	—	224	—	—	—	—	Cement :						
Block tin, unwrought	—	276, 839	—	595	—	777	„ Portland	—	55	—	—	—	—
Blocks, Mica : In—	—	282	—	601	—	—	„ other kinds	—	56	—	—	—	—
Blocks, bars, Ingots (aluminium)	—	239	—	—	—	—	Chalk and lime, excluding French chalk	—	57	—	503	—	—
Blooms, Ingots, —, billets, and slabs (steel)	—	256	—	—	—	—	Clay	—	57	—	—	—	—
Boards, Straw—	—	321	—	—	—	—	Magnesite	—	—	—	504	—	—
Bobbins	—	47	—	—	—	—	Tiles	—	57, 822	—	504	—	—
Bollers (machinery)	—	216	—	—	—	—	Other kinds	—	58, 823	—	504	—	—
Bolt, Angle and tee —, and rod (iron)	—	251, 834	—	—	—	—	Buffalo hides, raw	—	—	—	555	—	—
„ and nuts of iron or steel	—	258	—	—	—	—	„ „ tanned or dressed	—	—	—	671	—	—
Bones for manurial purposes	—	—	—	680	—	—							
Bones for manufacturing purposes	—	—	—	501	—	—							
Bonemeal	—	—	—	586	—	—							

INDEX—continued

ARTICLES	IMPORTS		EXPORTS				ARTICLES	IMPORTS		EXPORTS			
	Abstract Tables	General Imports	INDIAN MERCHANDISE		FOREIGN MERCHANDISE			Abstract Tables	General Imports	INDIAN MERCHANDISE		FOREIGN MERCHANDISE	
			Abstract Tables	General Exports	Abstract Tables	General Exports				Abstract Tables	General Exports		
	Page	Page	Page	Page	Page	Page	Page	Page	Page	Page	Page	Page	
Cotton—continued							Cotton—continued						
Manufactures—contd.							Manufactures—contd.						
Hosiery :							Hosiery :						
Stockings and socks . . .	—	399					Stockings and socks . . .	—	412				
Underwear . . .	—	400		670		796	Underwear . . .	—	412				
Other sorts . . .	—	400					T. cloth and Domestics . . .	—	413	675		798	
Lace and patent net . . .	—	401				797	Twills . . .	—	413				
Piecegoods :							Unspecified descriptions . . .	—	413	676			
Grey (unbleached) :							Coloured, printed, or dyed :						
Plain grey :							Printed goods :						
Chádars . . .	—	402					Cambrics, including Madapollams, Muslins, Mulls, and Jaconets . . .	—	844				
Dhutis, Sárís, and Scarves . . .	—	402					Chádars . . .	—	415				
Drills and Jeans . . .	—	402					Checks, Spots, and Stripes . . .	—	415				
Flannel and flannelettes . . .	—	403					Dhutis . . .	—	416				
Jaconets, including Madapollams, Mulls, and Cambrics . . .	—	403					Drills and Jeans . . .	—	416				
Longcloth and Shirtings . . .	—	403					Embroidered All overs . . .	—	417				
Printers . . .	—	404					Flannel and flannelettes . . .	—	417				
Sheetings . . .	—	404					Lungis . . .	—	417				
T. cloth and Domestics . . .	—	404					Prints and Chintz . . .	—	417				
Unspecified descriptions . . .	—	405					Sárís and Scarves . . .	—	418				
Bordered grey :							Sateens . . .	—	418				
Chádars . . .	—	406					Shirtings . . .	—	419				
Dhutis, Sárís and Scarves . . .	—	406					Twills . . .	—	419				
Drills and Jeans . . .	—	406					Woven lungis and Sarongs . . .	—	420				
Flannel and flannelettes . . .	—	406					Unspecified descriptions . . .	—	420				
Jaconets, including Madapollams, Mulls, and Cambrics . . .	—	406					Dyed goods :						
Longcloth and Shirtings . . .	—	407					Cambrics, including Madapollams, Muslins, Mulls, and Jaconets . . .	—	421				
Printers . . .	—	407					Chádars . . .	—	422				
Sheetings . . .	—	407					Checks, Spots, and Stripes . . .	—	422				
T. cloth and Domestics . . .	—	407					Dhutis . . .	—	422				
Unspecified descriptions . . .	—	407					Drills and Jeans . . .	—	422				
Grey (unbleached) :							Embroidered All overs . . .	—	423				
Chádars and dhutis . . .				670			Flannel and flannelettes . . .	—	423				
Drills and Jeans . . .				671			Italian cloth and Sateens . . .	—	424				
Longcloth and Shirtings . . .	—	644		672		797	Lungis . . .	—	424				
T. cloth and Domestics . . .				671			Prints and Chintz . . .	—	424				
Unspecified descriptions . . .				672			Sárís and Scarves . . .	—	425				
White (bleached) :							Shirtings . . .	—	425				
Chádars . . .	—	408		674			Twills . . .	—	425				
Checks, Spots, and Stripes . . .	—	408					Woven lungis and Sarongs . . .	—	426				
Dhutis, Sárís, and Scarves . . .	—	400		674			Unspecified descriptions . . .	—	426				
Drills and Jeans . . .	—	409		675			Woven coloured goods :						
Embroidered All overs . . .	—	409					Cambrics, including Madapollams, Muslins, Mulls, and Jaconets . . .	—	428				
Flannel and flannelettes . . .	—	410				798	Chádars . . .	—	428				
Jaconets, Madapollams, Mulls, Cambrics, and Muslins . . .	—	410					Checks, Spots, and Stripes . . .	—	428				
Lanus . . .	—	410					Coatings and Trouserings including Cishmeres, Serges and Tweeds . . .	—	429				
Longcloth and Shirtings . . .	—	411		676			Dhutis . . .	—	429				
Mulls . . .	—	411					Drills and Jeans . . .	—	430				
							Embroidered All overs . . .	—	430				
							Flannel and flannelettes . . .	—	430				
							Lungis and Sarongs . . .	—	430				
							Prints and Chintz . . .	—	431				
							Sárís and Scarves . . .	—	431				
							Shirtings . . .	—	431				
							Twills . . .	—	432				
							Velvet and Velveteens . . .	—	432				
							Unspecified descriptions . . .	—	433				

INDEX—continued

ARTICLES	IMPORTS		EXPORTS				ARTICLES	IMPORTS		EXPORTS			
	Abstract Tables	General Imports	INDIAN MERCHANDISE		FOREIGN MERCHANDISE			Abstract Tables	General Imports	INDIAN MERCHANDISE		FOREIGN MERCHANDISE	
			Abstract Tables	General Exports	Abstract Tables	General Exports				Abstract Tables	General Exports		
	Page	Page	Page	Page	Page	Page	Page	Page	Page	Page	Page	Page	
Cotton—concluded													
Manufactures—concl'd.													
Piece goods—concl'd.													
Coloured, printed, or dyed : Lungs and Saris				677						516			
Drills and Jeans				678		799		94					
Unspecified descriptions				678				94					
Fents of all descriptions						800				516			
" not more than 9 yds. in length		435						94					
" Others		435											
Goods of Cotton mixed with other materials		437								517			
Rope		437				801		65, 824				737	
Thread, sewing or darning		438		683		801							
" others		438						66, 824				737	
Towels in the piece		438						96, 824				737	
Other sorts of manufactures		489, 845		683		802		97					
Cotton, seeds				635				97				737	
" seed oil				608						517			
Countries (see Trade with Countries).													
Cow hides, raw				566									
" " tanned or dressed				572									
Cowries		369		645						517			
Shells and — (for details see under "Shells and Cowries").												737, 860	
Cumin seeds				630									
" " (black)				631									
Currents and raisins		124											
Currency notes	881, 888		881, 888										
Cutch and gambier		101		519		739		101-111					
Cutlery : Pruning knives		90											
Other kinds		90				735		101-104				739	
Cuttings of hides and skins, raw				663									
Cyanide of potassium		75											
Cycles (other than motor cycles) : " imported entire or in sections		478											
" motor (including scooters)		482											
Parts of cycles and accessories (excluding rubber-tires)		478											
Dangerous drugs (for details see under "Opium and other dangerous drugs")													
Dangerous petroleum (trading below 76° F.—Benzene, Benzol, Petrol, and other motor spirit (see under oil)).													
Dates		123				744							
Deal and pinewood		488											
Denatured spirit		198											
Diamonds		329											
Dill oil		287											
Dill seed. Sava or— Disinfectants : Naphthalene				632									
Others		70											
Dollars, British						870							
" Straits						879							
Domestic hardware, other than enamelled ironware		149											
Domestic T. Cloth and— (see under cotton) Diapery (included with "Apparel, etc.") Drills and Jeans : (see under cotton) Drugs and Medicines : Aloes		92											
Asafetida		92		516		736							
Camphor		92		516		736							
Cinchona bark		823		516									
Cocaine		93											
Cod liver oil		93											
Drugs and Medicines—cont'd. Galangal										516			
Morphia								94					
Preparations of Opium and Morphia								94					
Nux vomica (Strychnia)										516			
Proprietary and patent medicines								94					
Quinine and its Alkaloids, " salts : " sulphate or bisulphate												737	
" hydrochloride or dihydrochloride								66, 824				737	
" Others								96, 824				737	
Sarsaparilla and preparations thereof								97					
Saccharine								97				737	
Senna										517			
Storax, including liquid storax (rose meliotes)								98					
Other sorts of drugs and medicines								98, 824		517		737, 860	
Medicines and Narcotics								825		852			
Dyeing and Tanning substances : Forks for tanning								100		519			
Cochineal								100				739	
Cutch and Gambier								101		519		739	
Dyes obtained from coal tar : Alizarine													
Dry : Not exceeding 40 per cent.													
Exceeding 40 per cent.								101					
Over 40 per cent. but not exceeding 50 per cent.								102					
Over 50 per cent. but not exceeding 60 per cent.								102					
Over 60 per cent. but not exceeding 70 per cent.								102					
Over 70 per cent. but not exceeding 80 per cent.								102					
Over 80 per cent.								102					
Moist : Not exceeding 10 per cent.													
Not exceeding 16 per cent.								102					
Over 16 per cent. but not exceeding 20 per cent.								103					
Exceeding 20 per cent.								103					
Congo red								105					
Coupling dyes of the Naphthol group— Naphthols													
Rapid fast colours (Rapid salts)								106					
Bases								106					
Other salts								107					
Vats : Indigo													
Carbazole blue								107					
Other sorts : Paste													
Powder								108					
Sulphur, black								109					
Metanil, yellow								109					
Auramine of concentration of 15 per cent. and less								110					

INDEX—continued

ARTICLES	IMPORTS		EXPORTS				ARTICLES	IMPORTS		EXPORTS			
	Abstract Tables	General Imports	INDIAN MERCHANDISE		FOREIGN MERCHANDISE			Abstract Tables	General Imports	INDIAN MERCHANDISE		FOREIGN MERCHANDISE	
			Abstract Tables	General Exports	Abstract Tables	General Exports				Abstract Tables	General Exports	Abstract Tables	General Exports
	Page	Page	Page	Page	Page	Page	Page	Page	Page	Page	Page	Page	
Rhodamine (Carthamine) of concentration of 15 per cent. and less	—	110	—	—	—	—	Ferro-manganese ore	—	—	—	588	—	
Aniline salts	—	110	—	—	—	—	Ferruginous ore	—	—	—	595	—	
Others	—	110	—	—	—	740	Fibre, for brushes and brooms	—	—	—	525	—	
Aniline	—	104	—	—	—	740	Films, Cinematograph	—	178	—	—	—	
Indigo, Synthetic	—	111	—	—	—	—	Firearms	—	40,820	—	—	728, 850	
Indigo	—	—	—	523	—	—	Firebricks	—	55,822	—	—	—	
Myrobolans	—	—	—	520	—	—	Firewood	—	480	—	710	—	
„ extracts	—	112	—	521	—	—	Fireworks	—	118	—	—	743	
Safflower	—	—	—	521	—	—	Fish (excluding canned fish):	—	—	—	—	—	
Saffron	—	112	—	—	—	740	„ dry, salted	—	110	—	526	—	
Turmeric	—	—	—	522	—	—	„ „ unsalted	—	118	—	526	748	
Other sorts, including lac-dye	—	112	—	523	—	741	„ wet, salted (ngaps)	—	120	—	527	—	
Dynamite	—	86	—	—	—	733	„ other sorts	—	120	—	—	—	
Earthenware and porcelain:	—	—	—	524	—	742	„ oil	—	283	—	—	—	
Earthenware:	—	—	—	—	—	—	Fishmaws and sharkfins	—	119	—	526	743	
Pipes of earthenware	—	114	—	—	—	—	Fishing rods and lines (included with "Sticks and whips")	—	—	—	—	—	
Sanitary ware	—	114	—	—	—	—	Fish manures	—	235	—	582	—	
Other kinds	—	115	—	—	—	—	Fishplates, Balls, chairs and—(iron or steel) including those for railway	—	261,830	—	—	—	
Porcelain:	—	—	—	—	—	—	Fittings, Umbrella—	—	474	—	—	—	
Electrical	—	116,825	—	—	—	—	„ Pipes and—cast (iron or steel)	—	201	—	591	772	
Other kinds	—	116,826	—	—	—	—	Fittings, Tubes and—wrought (iron or steel)	—	208	—	592	773	
Electrical instruments (for details see under "Instruments, apparatus and appliances")	—	—	—	—	—	—	Flannel and (annelettes: (see under Cotton)	—	—	—	—	—	
„ machinery (for details see under "Machinery and millwork")	—	—	—	—	—	—	Flash lights, including torch lights, pocket lamps, etc.	—	164	—	—	—	
Electroplated ware	—	117	—	—	—	742	Flax:	—	—	—	—	—	
Engine and Boiler, Packing—	—	209	—	—	—	—	Raw	—	440	—	585	—	
Engines Gas—(other than locomotives)	—	207	—	—	—	—	Twist and yarn	—	441	—	—	—	
„ Oil—(locomotives)	—	204	—	—	—	—	Manufactures—	—	—	—	—	—	
„ Oil—(other than locomotives)	—	207	—	—	—	—	Canvas	—	441,845	—	—	—	
„ Steam—(locomotives)	—	205	—	—	—	—	Piece goods	—	441,845	—	586, 856	808	
„ Steam—(other than locomotives)	—	209,831	—	—	—	—	Thread, sewing	—	442	—	—	—	
Engravings—See "Prints, engravings and pictures"	—	—	—	—	—	—	Other sorts	—	442,845	—	—	803, 863	
Envelopes imported separately	—	317	—	—	—	—	Floor-cloth, Oil-cloth and—	—	208	—	—	782	
Envelopes, Writing-paper and—	—	317,841	—	—	—	783	Flour mill machinery, Rice and—	—	221	—	—	—	
Essential oils	—	288	—	604	—	779	Flour, rice	—	140	—	548	—	
„ seeds (for details see under "Seeds")	—	—	—	—	—	—	„ wheat	—	141	—	543	—	
Eucalyptus oil	—	287	—	—	—	—	Fodder, Bran, and Pollards (excluding oilcake)	—	121	—	—	—	
Fabrics, cotton knitted	—	31	—	—	—	—	Rice bran	—	—	—	527	—	
Fabrics containing gold and silver thread	—	466	—	—	—	—	Other sorts of bran and pollards	—	—	—	528	—	
Fans, Electric—and parts thereof	—	150	—	—	—	—	Rice meal and dust	—	—	—	528	—	
Farina and potato flour	—	866	—	—	—	—	Other sorts of fodder	—	—	—	529	—	
Farinaceous foods	—	842	—	—	—	—	Foods, Farinaceous—	—	342	—	—	—	
Feathers	—	—	—	525	—	—	Frankincense, Oilbanum or—	—	145	—	553	751	
Fennel seed	—	—	—	631	—	—	French chalk	—	61	—	—	—	
Fennugreek seed	—	—	—	632	—	—	Fruits and Vegetables	—	—	—	—	—	
Fermented liquors, Cider and other—	—	195	—	—	—	762	Fresh Fruits:	—	—	—	—	—	
Ferts of all descriptions	—	—	—	—	—	890	Coconuts	—	121	—	530	—	
not exceeding 4 yds. in length	—	440	—	—	—	—	Other sorts	—	122	—	530	—	
not more than 9 yds. in length	—	485	—	—	—	—	Fresh vegetables of all kinds	—	122	—	—	744	
others	—	485	—	—	—	—	Onions	—	—	—	581	—	
	—	—	—	—	—	—	Others	—	—	—	581	—	

INDEX—continued

ARTICLES	IMPORTS		EXPORTS				ARTICLES	IMPORTS		EXPORTS			
	Abstract Tables	General Imports	INDIAN MERCHANDISE		FOREIGN MERCHANDISE			Abstract Tables	General Imports	INDIAN MERCHANDISE		FOREIGN MERCHANDISE	
			Abstract Tables	General Exports	Abstract Tables	General Exports				Abstract Tables	General Exports		
	Page	Page	Page	Page	Page	Page	Page	Page	Page	Page	Page	Page	
Fruits and Vegetables: dried, salted, etc.—	—	—	—	632	—	—	Grain, Pulse, and Flour:	—	138	—	636, 852	—	
Almonds	—	124	—	—	—	—	Barley	—	138	—	637	—	
Currants and raisins	—	124	—	—	—	—	Beans (dry)	—	138	—	638, 852	—	
Dates	—	125	—	—	—	—	Gram	—	139	—	536	—	
Other sorts	—	126	—	—	—	—	Jowar and bājra	—	—	—	539	—	
Fuel oils	—	280	—	—	—	—	Leentils	—	—	—	537	—	
Funnels, globes, and glass parts of lamps	—	134	—	—	—	—	Maize	—	—	—	537	—	
Furniture and cabinetware:							Oats	—	—	—	537	—	
Bedsteads	—	128	—	—	—	—	Pulse	—	130	—	537	—	
Furniture of wood (other than bedsteads)	—	120	—	—	—	—	Pulse, other sorts	—	—	—	530	—	
Furniture of other mate- rials (other than bedsteads)	—	130	—	534	—	746	Rice in the husk (Paddy)	—	140	—	541	—	
Mouldings	—	130	—	—	—	—	Rice not in the husk:	—	140	—	—	—	
Fuse, blasting	—	38	—	—	—	—	Bolled rice	—	—	—	542	—	
Galangal	—	—	—	516	—	—	Cleaned rice	—	—	—	543	—	
Galvanised (iron or steel). Sheets and plates—	—	263, 897	—	502	—	772	Broken cleaned rice	—	—	—	545	—	
Gambier. Cutch and—	—	101	—	510	—	730	Other sorts	—	—	—	545	—	
Games. Toys and requisites for —and sports	—	471	—	716	—	313	Total rice not in the husk.	—	—	—	546, 852	749	
Gas engines	—	207	—	—	—	—	" " flour	—	140	—	548	—	
Gelatin	—	132	—	—	—	—	Wheat	—	141	—	548, 852	749	
Gelatine dynamite	—	39	—	—	—	—	" flour	—	141	—	549, 853	—	
Generators	—	210	—	—	—	—	Other sorts	—	142	—	550, 853	740	
German-silver	—	251	—	—	—	—	Gram	—	138	—	538, 852	—	
Ghi	—	344	—	624	—	—	Graphite	—	300	—	617	—	
Gin	—	195	—	—	—	—	Graphite crucibles	—	143	—	—	—	
Ginger	—	364	—	648	—	—	Grease	—	375	—	—	—	
Gingergrass oil	—	—	—	603	—	—	Groundnut cake	—	—	—	616	—	
Girders, Beams, pillars, — and bridge work of iron or steel	—	258	—	—	—	—	" oil	—	205	—	607	—	
Glass and glassware	—	—	—	585	—	—	Groundnut seeds	—	355	—	636	—	
Bangles	—	132	—	—	—	—	Guano. Fish manure and —	—	—	—	583	—	
Beads and false pearls	—	132	—	—	—	747	Gums and Resins:	—	143	—	552	750	
Bottles and phials:	—	133, 826	—	—	—	747	Arabic	—	144	—	553	760	
Sodawater bottles	—	133	—	—	—	—	Benjamin	—	144	—	—	—	
Others	—	133	—	—	—	—	Dammer (Resins)	—	145	—	553	751	
Funnels, globes, and glass parts of lamps	—	134	—	—	—	—	Olibanum or frankincense	—	145	—	553	751	
Scientific glassware	—	135	—	—	—	—	Resin	—	145	—	553	751	
Sheet and plate	—	135	—	—	—	747	Other sorts	—	146	—	553	752	
Tableware (including decan- ters, etc.)	—	135	—	—	—	—	Gunny bags (Jute)	—	448	—	694	—	
Other glassware	—	136, 827	—	—	—	748, 860	" cloth "	—	448	—	699	—	
Glue	—	137	—	—	—	—	Gunpowder, black	—	41	—	—	—	
Glow lamps, electric	—	162	—	—	—	—	" smokeless	—	41	—	—	—	
Glycerine	—	71	—	—	—	—	Haberdashery and millinery:	—	—	—	—	—	
Goat skins (dressed or tanned)	—	—	—	574	—	—	Made up cotton goods, e.g., quilts, bed, covers, counterpanes, etc.	—	—	—	686	—	
" " (raw)	—	—	—	550	—	—	Other sorts	—	—	—	686	804	
Goats, Sheep and —	—	—	—	407	—	—	Lace and embroidery	—	443	—	—	—	
Gold	875, 876, 882	—	875, 876, 883	—	—	—	Ribbons	—	443	—	687	804	
Gold and silver plate (Jewellery)	—	185	—	566	—	759	Towels not in the piece	—	444	—	—	—	
" " " thread	—	38	—	—	—	—	Other sorts	—	444	—	—	—	
Goods of Cotton mixed with other materials	—	437	—	—	—	—	Hair of all kinds	—	147	—	—	—	
" of silk mixed with other materials	—	451	—	706	—	806	Hair. Manufactures of —	—	147	—	—	—	
" of wool mixed with other materials	—	459	—	—	—	—	Hams. Bacon and —	—	336	—	—	—	
" of artificial silk mixed with other materials	—	464	—	—	—	—	Handkerchiefs and shawls in the piece (cotton)	—	398	—	660	708	
							Handkerchiefs	—	398	—	—	—	
							Shawls	—	398	—	—	—	
							Hardware and cutlery, including agricultural implements and plated- ware	—	827	—	554, 853	860	
							Hardware, excluding cutlery and electro-plated ware: Agricultural implements	—	148	—	—	—	
							Buckets of tinned or galvanised iron	—	148	—	—	753	

INDEX—continued

ARTICLES	IMPORTS		EXPORTS				ARTICLES	IMPORTS		EXPORTS			
	Abstract Tables	General Imports	INDIAN MERCHANDISE		FOREIGN MERCHANDISE			Abstract Tables	General Imports	INDIAN MERCHANDISE		FOREIGN MERCHANDISE	
			Abstract Tables	General Exports	Abstract Tables	General Exports				Abstract Tables	General Exports	Abstract Tables	General Exports
	Page	Page	Page	Page	Page	Page	Page	Page	Page	Page	Page	Page	
Hardware, <i>excluding</i> cutlery and electroplated ware— <i>contd.</i>							Ingots, blooms, billets, and slabs (steel)	—	256	—	—	—	—
Bulkier's hardware, such as locks, etc.	—	149	—	—	—	" Tiles, —, cakes, and bricks and slabs of unwrought copper	—	247, 883	—	854	—	769, 862	
Domestic hardware (<i>other than</i> enamelled ironware)	—	149	—	—	—	Instruments, apparatus, and appliances, and parts thereof:—	—	—	—	853	—	861	
Enamelled ironware	—	150	—	—	—	Electrical:—	—	—	—	—	—	754	
Gas mantles	—	150	—	—	—	Electric fans and parts thereof	—	159	—	—	—	—	
Implements and tools (<i>other than</i> agricultural implements, etc.)	—	151	—	—	763	Electric wires and cables:—	—	—	—	—	—	—	
Lamps, metal	—	152	—	—	—	Rubber, insulated	—	159	—	—	—	—	
" glass	—	152	—	—	—	Insulations, <i>other than</i> rubber	—	160	—	—	—	—	
Parts of lamps <i>other than</i> glass	—	153	—	—	—	Telegraph and telephone wires and cables	—	160	—	—	—	—	
Safes and strong boxes of metal	—	153	—	—	—	Bare Copper wire (Electrolytic)	—	160	—	—	—	—	
Stoves	—	153	—	—	—	Telegraph and telephone instruments, and apparatus	—	162	—	—	—	—	
Other sorts	—	154	—	—	—	Electric lamps and parts thereof:—	—	—	—	—	—	—	
Harmoniums, Organs and—	—	173	—	—	—	Electric glow lamps:—	—	162	—	—	—	—	
Harness, Saddlery and—	—	101, 830	—	578	—	Gas filled electric bulbs	—	163	—	—	—	—	
Hats, caps, bonnets, and hatter's ware	—	33	—	—	—	Vacuum electric bulbs	—	163	—	—	—	—	
Hatter's ware. Hats, caps, bonnets, and—	—	33	—	—	—	Electric bulbs for automobiles	—	163	—	—	—	—	
Hay (included with "Fodder, etc.")	—	—	—	—	—	Wireless valves	—	164	—	—	—	—	
Hemp:—	—	—	—	—	—	Flash lights <i>including</i> torch lights, pocket lamps, etc.	—	164	—	—	—	—	
Raw	—	415	—	687	—	Automobile lighting lamps	—	165	—	—	—	—	
Manufactures (<i>excluding</i> cordage):—	—	—	—	—	—	Standard lighting lamps	—	165	—	—	—	—	
Bags and sacks	—	446	—	—	—	Other sorts	—	166	—	—	—	—	
Cloth	—	446	—	—	—	Parts and accessories of electric lamps	—	166	—	—	—	—	
Other sorts	—	446	—	—	—	Batteries	—	167	—	—	—	—	
Hides and Skins, raw:—	—	—	—	—	—	Carbons, electric (<i>including</i> furnace electrodes)	—	168	—	—	—	—	
Hides, raw:—	—	—	—	—	—	Accumulators (<i>including</i> parts)	—	168	—	—	—	—	
Buffalo hides	—	156	—	555	—	Condensers, electric	—	168	—	—	—	—	
Cow hides	—	—	—	556	—	Electric bell apparatus (not telegraphic or telephonic)	—	169	—	—	—	—	
Calf skins—Buffalo calf skins	—	—	—	557	—	Electric lighting, accessories and fittings (<i>including</i> switches)	—	169	—	—	—	—	
Cow calf skins	—	—	—	557	—	Electrical instruments (<i>other than</i> telegraphic and telephonic):—	—	—	—	—	—	—	
Other hides	—	—	—	558	—	Meters	—	169	—	—	—	—	
Skins, raw:—	—	—	—	—	—	Others	—	170	—	—	—	—	
Goat skins	—	—	—	559	—	Electro-medical apparatus (<i>including</i> X-ray apparatus)	—	170	—	—	—	—	
Sheep skins	—	156	—	560	—	Switch boards (<i>other than</i> telegraph and telephone)	—	171	—	—	—	—	
Other skins	—	—	—	561	—	Electrical goods and apparatus not enumerated	—	171	—	—	—	—	
Cuttings of hides and skins (raw)	—	—	—	563	—	Musical:—	—	828	—	564	—	—	
Hides, tanned or dressed:—	—	—	—	—	—	Organs and Harmoniums, complete	—	178	—	—	—	—	
Buffalo hides	—	—	—	571	—	Pianos and piano players, complete	—	173	—	—	—	—	
Cow hides	—	—	—	572	—	Talking machines and accessories:—	—	—	—	—	—	—	
Calf skins	—	187	—	572	—	Talking Machines	—	174	—	—	—	—	
Other hides	—	—	—	573	—	Records	—	174	—	—	—	755	
High speed. Tool steel	—	254	—	—	—	Accessories	—	175	—	—	—	—	
Hoops and strips (iron or steel)	—	259, 836	—	590	—	Other sorts	—	176	—	—	—	756	
Hops	—	168	—	—	—	Optical	—	177	—	—	—	756	
Horameal	—	236	—	583	—	Photographic	—	828	—	—	—	756	
Horns, tips and pieces of horn	—	168	—	564	—	Cinematograph films:—	—	—	—	—	—	—	
Horses	—	29	—	497	—	Raw	—	178	—	—	—	—	
Hosiery (cotton)	—	399, 844	—	670	—	Exposed	—	178	—	—	—	—	
" (wool)	—	458, 846	—	—	—	Photographic (<i>other than</i> cinematograph films)	—	179	—	—	—	—	
" (silk)	—	452	—	—	—	Scientific and philosophical	—	181	—	—	—	—	
" (artificial silk)	—	462	—	—	—	Surgical	—	181	—	—	—	—	
Household and laundry soap	—	359	—	—	—	Wireless apparatus	—	182	—	—	—	—	
Indigo	—	107	—	520	—								
" synthetic	—	111	—	—	—								
Ingots, blocks, and bars (aluminium)	—	2230	—	—	—								

INDEX—continued

ARTICLES	IMPORTS		EXPORTS				ARTICLES	IMPORTS		EXPORTS			
	Abstract Tables	General Imports	INDIAN MERCHANDISE		FOREIGN MERCHANDISE			Abstract Tables	General Imports	INDIAN MERCHANDISE		FOREIGN MERCHANDISE	
			Abstract Tables	General Exports	Abstract Tables	General Exports				Abstract Tables	General Exports	Abstract Tables	General Exports
	Page	Page	Page	Page	Page	Page	Page	Page	Page	Page	Page	Page	
instruments, apparatus, etc.— <i>contd.</i>													
Electrical— <i>contd.</i>													
Other kinds	—	182, 829	—	505	—	757	Laacquered-ware of Foreign manufacture (included with "Chinese and Japanese ware, etc.")	—	—	—	—	—	
Iron (for details see under "Metals")	—	—	—	—	—	—	Laacquered-ware of Indian manufacture	—	—	—	571	—	
Iron or steel (for details see under "Metals")	—	—	—	—	—	—	Lanetras	—	84	—	—	—	
Ironware, Enamelled	—	150	—	—	—	—	Lamps, Glow (for details see Instruments Electrical)—	—	—	—	—	—	
Ivory, unmanufactured	—	184	—	505	—	758	" glass	—	152	—	—	—	
" manufactured	—	184	—	505	—	750	" metal	—	152	—	—	—	
Jaconets including Madapolams, Mulls, and Cambrics (Grey)	—	—	—	—	—	—	Lard	—	345	—	625	—	
" Madapolams, Mulls, Cambrics and Muslins (White)	—	—	—	—	—	—	Lanchnes and boats (included with "Ships, etc.")	—	—	—	—	—	
" (Coloured) (included with "Cambrics, etc.") (classified under cotton goods)	—	—	—	—	—	—	Laundry soap, Household and	—	359	—	—	—	
Jadestone	—	—	—	506	—	—	Lavender oil	—	287	—	—	—	
Jams and jellies	—	344	—	—	—	—	Lead (for details see under "Metals")	—	—	—	—	—	
Japanese ware, Chinese and	—	83	—	—	—	733	Leather—						
Jarrah wood	—	489	—	—	—	—	Hides, tanned or dressed :						
Jowar and b4jra	—	139	—	536	—	—	Buffalo hides	—	—	571	—	—	
Jeans, Drills and — Grey	—	—	—	—	—	—	Oow hides	—	—	572	—	—	
White	—	—	—	—	—	—	Calf skins	—	187	572	—	—	
Coloured (classified under cotton goods)	—	—	—	—	—	—	Buffalo Calf skins	—	—	572	—	760	
Jellies, Jams and — Jewellery, also plate of gold and silver :	—	344	—	—	—	—	Cow Calf skins	—	—	573	—	—	
Jewellery	—	185	—	566	—	759	Other hides	—	—	573	—	—	
Plate of gold and silver.	—	185	—	566	—	750	Leather, cloth (including Artificial leather)	—	189	—	—	—	
Jinjil. Til or — (Sesamum) oil	—	—	—	600	—	—	" bolting	—	—	578	—	—	
" Til or — seed	—	356	—	639	—	—	Skins, tanned or dressed :						
Jute—(Textile) machinery	—	227	—	—	—	—	Goat skins	—	—	574	—	—	
" raw	—	447	—	658	—	—	Sheep skins	—	188	575	—	760	
" twist and yarn	—	447	—	689	—	—	Other skins	—	—	575	—	—	
Jute—manufactures :							Unwrought	—	188, 830	—	577, 854	—	701, 861
Canvas	—	447	—	690	—	—	Manufactures (excluding boots and shoes and belting for machinery) :						
Gunny bags (Total)	—	448	—	694	—	—	Bags and trunks	—	189	—	578	—	
Gunny cloth (Total)	—	448	—	699	—	—	Belting	—	—	—	578	—	
Hessian gunny bags	—	—	—	693	—	—	Pickers	—	190	—	—	—	
Hessian gunny cloth	—	—	—	697	—	—	Picking bands and straps	—	190	—	—	—	
Rope and twine	—	448	—	700	—	—	Roller skins	—	190	—	—	761	
Sacking gunny bags	—	—	—	690	—	—	Saddlery and harness	—	191, 830	—	578	—	
Sacking gunny cloth	—	—	—	696	—	—	Other sorts	—	191, 830	—	579, 854	—	
Other kinds	—	449	—	701	—	—	Leather tanning and curing machinery	—	217	—	—	—	
Kapok	—	—	—	567	—	—	Lemon oil	—	238	—	—	—	
Kernal or copra, Coconut	—	855	—	635	—	—	Lentils	—	—	—	589	—	
Kerosene oil (in bulk)	—	289	—	—	—	770	Lime, Chalk and — (excluding French chalk)	—	57	—	593	—	
" (in tins)	—	290	—	606	—	—	Liasoc cake	—	—	—	614	—	
Keys, Sleepers and — of steel and iron (Railway)	—	268, 837	—	—	—	—	Linseed oil	—	295	—	608	—	
Knitting, Sewing and — machines	—	222	—	—	—	—	" seed	—	585	—	636	—	
" — Machines	—	223	—	—	—	—	Liquours	—	190	—	—	—	
" wool, Yarn and —	—	456	—	—	—	—	Liquors :						
Lao:							Ale, beer, and porter :	—	830	—	854	—	861
Button	—	187	—	567	—	—	Ale and beer :						
Secd	—	180	—	568	—	—	in bottle	—	193	—	—	—	
Shell	—	187	—	568	—	—	in bulk	—	193	—	—	—	
Stick	—	186	—	569	—	—	Stout and porter :						
Other kinds (excluding Lac-dye)	—	187	—	570	—	—	in bottle	—	194	—	—	—	
Lace and embroidery (haberdashery)	—	443	—	—	—	—	in bulk	—	194	—	—	—	
Lace and patent net (cotton)	—	401	—	—	—	797	Older and other fermented liquors	—	195	—	—	762	

INDEX—continued

ARTICLES	IMPORTS		EXPORTS				ARTICLES	IMPORTS		EXPORTS			
	Abstract Tables	General Imports	INDIAN MERCHANDISE		FOREIGN MERCHANDISE			Abstract Tables	General Imports	INDIAN MERCHANDISE		FOREIGN MERCHANDISE	
			Abstract Tables	General Exports	Abstract Tables	General Exports				Abstract Tables	General Exports		
	Page	Page	Page	Page	Page	Page	Page	Page	Page	Page	Page	Page	
Liquors— <i>contd.</i>													
Spirit—													
Brandy	—	195				762							
Gin	—	195				—							
Liqueurs	—	196				—							
Rum	—	198				—							
Whisky	—	197		580, 854		762							
Spirit, present in drugs, medicines, or chemicals	—	197				—							
Spirit, perfumed	—	197				—							
" denatured	—	198				—							
Other sorts of spirit	—	199				763							
Wines—													
Champagne and other sparkling wines	—	200				764							
Port	—	200				764							
Still red wines other than port	—	201				—							
Sherry, Madeira, and Marsala	—	201				764							
Still white wines (<i>other than Sherry, Madeira, and Marsala</i>)	—	202				—							
Other sorts (<i>including Vermouth and ginger wine</i>)	—	202				764							
Other sorts of liquors	—	—		580		867							
Lithographing materials, Printing and — (<i>excluding paper</i>) (<i>see "Printing and Lithographing machinery, etc."</i>)													
Lithophone—													
Dry	—	303				—							
White moist	—	303				—							
Locomotive engines and tenders (railway) and parts thereof													
Locomotives (<i>excluding those for railways</i>)													
For details (<i>see under "machinery"</i> .)													
Longcloth and Shirtings :													
Grey													
White (<i>see under cotton goods</i>)													
Lubricating oils :													
Batching oils	—	200				—							
Other lubricating oils	—	201				—							
Machinery and Millwork :				580		861							
Prime movers (<i>other than electrical</i>) :													
Locomotives (<i>including those for railways</i>)	—	—				766							
Oil engines	—	204				—							
Parts of oil engines	—	205				—							
Steam engines	—	205				—							
Parts of steam engine Railway Locomotive Engines and tenders and parts	—	206, 831				—							
Others	—	206				766							
Other than Locomotives :													
Gas engines	—	207				—							
Parts of gas engines	—	207				—							
Oil-engines	—	207				—							
Parts of oil engines	—	208				—							
Steam engines	—	209, 831				—							
Parts of steam engines	—	209				—							
Others	—	209				—							
Machinery and Millwork— <i>contd.</i>													
Electrical machinery of all kinds :													
Control and Switchgear Generators, Alternators and dynamos	—	210				—							
Motors	—	211				—						766	
Transformers	—	212				—							
Turbo-generating sets	—	212				—							
Other kinds	—	212				—							
Machinery, not being prime movers :													
Aerated water making machinery	—	214				—							
Agricultural machinery : Agricultural tractors and parts	—	214				—							
Ploughs and parts	—	215				—							
Other sorts	—	215				—							
Rollers	—	216				—							
Boot and shoe manufacturing machinery	—	217				—							
Leather tanning and curing machinery	—	217				—							
Metal working machinery	—	218				—							
Mining machinery :													
Coal	—	218				—							
Other sorts	—	218				—							
Oil crushing and refining machinery	—	219				—							
Paper mill machinery	—	220				—							
Pumping machinery	—	220				—							
Refrigerating machinery	—	221				—							
Rice and flour mill machinery	—	221				—							
Saw mill and wood working machinery	—	222				—							
Sewing and knitting machinery and parts—													
Sewing and knitting machines	—	222				—							
Parts of sewing and knitting machines	—	222				—							
Sugar machinery	—	223				—							
Tea machinery	—	224				—							
Textile machinery :													
Cotton :													
Cotton bleaching and dyeing machinery	—	224				—							
Cotton printing machinery	—	225				—							
Cotton spinning machinery	—	225				—							
Cotton weaving machinery	—	225				—							
Cotton, other sorts	—	226				—							
Jute	—	227				—							
Shuttles (<i>excluding those for sewing machines</i>)	—	227				—							
Wool machinery	—	228				—							
Other sorts	—	228				—							
Typewriters	—	229				—							
Parts of Typewriters	—	230				—							
Other sorts of machinery	—	230, 832				—						16	
Madapollams (grey and white) (<i>included with "Jaconets, etc."</i>)	—	—				—							
" (coloured) (<i>included with "Cambric, etc."</i>)	—	—				—							
Madeira and Marsala Sherry	—	201				—						774	
Maize	—	—				—				537			
Manganese ore	—	—				—				594			

INDEX—continued

ARTICLES	IMPORTS		EXPORTS				ARTICLES	IMPORTS		EXPORTS			
	Abstract Tables	General Imports	INDIAN MERCHANDISE		FOREIGN MERCHANDISE			Abstract Tables	General Imports	INDIAN MERCHANDISE		FOREIGN MERCHANDISE	
			Abstract Tables	General Exports	Abstract Tables	General Exports				Abstract Tables	General Exports		
	Page	Page	Page	Page	Page	Page	Page	Page	Page	Page	Page	Page	Page
Metals and ores—condid.													
Screws													
Wood screws		262											
Metal thread screws		262											
Sheets and plates, galvanised :													
Corrugated		263			592								
Plain		264											
Tinned :													
Tin plates		264											
Other sorts		264											
Not galvanised or tinned :													
Sheets up to ½ inch thick		266											
Plates over ½ inch thick		266											
Other sorts		268											
Sleepers and keys of steel or iron for railways		268, 837											
Tubes, pipes and fittings, wrought		268		592		773							
Wire nails		269											
" rope, black		269											
" " galvanised		270											
Wire (other than fencing wire)		270, 837				774							
Other manufactures of iron or steel		271, 838		592, 854		774, 802							
Lead :													
Unwrought :													
Ore		272				862							
Pig		273, 838		593		775							
Other sorts		273		594		775							
Wrought :						776							
Sheets		274, 839											
Pipes and tubes		273											
Sheets for tea chests		274											
Other sorts		274, 839											
Manganese ore				594									
Ferruginous Manganese ore				595									
Quicksilver		275				776							
Solder		276											
Tin :													
Ore				596									
Unwrought (block)		274, 839		596		777							
Wrought (including plates or sheets, not tinned iron)		830		596									
Tin foils		276											
Other sorts		277											
Wolfram ore				596									
Zinc or Spelter :													
Unwrought		278											
Zinc, wrought or manufactured		278, 840		596		777							
Other sorts		279											
Uncenumerated metals		280		596, 854		777, 802							
" ores		280		597, 854		778, 862							
Mica :													
In blocks		282		601									
" Splittings		283		601									
Milk, condensed and preserved, etc.		345											
Military stores (included with "Arms, etc.")													
Millboard, Pasteboard, and cardboard of all kinds		321, 842		618		784							
Millinery, Haberdashery and		443		687		804							
Millwork, Machinery and— (for details see under "Machinery and Millwork")						83							
Mineral manures, Artificial and— (for details see under "Manures")													
Mineral grease (including Petroleum Jelly)		294											
Mining machinery :													
Coal								218					
Other sorts								218					
Mixed or yellow metal, for sheathing								242					768
Monazite										602			
Molasses								374		655			
Morphia								94					
Preparations of													
Opium and—								94					
Motor cars								481					
" covers (Pneumatic)								349					
" cycles								482					
" cycle covers (Pneumatic)								950					
Motor cycle tubes (Pneumatic)								851					
Motor Omnibuses, etc.								483					
" (machinery)								211					
" tubes (Pneumatic)								349					
Mouldings								130					
Mowra or mowra seed										637			
Mills (white)								411					
" (grey) (included with "Jaconets, etc.")													
" (coloured) (included with "Cambries, etc.")													
Muriate of Potash								233					
Musical instruments								173, 828		564			756
Muslins (coloured) (included with "Cambries, etc.")													
(white) (included with "Jaconets, etc.")													
Mustard seed										637			
" or rape oil										609			
Myrobalan extracts								112		621			
Myrobalans										520			
Nails, rivets, and washers of iron or steel								159, 856		590			771
Nainsooks (white)								412					
Naphthalene								70					
Natural sciences, Specimens illustrative of								361		646			789
Net, Lace and patent (cotton)								401					797
News printing paper								319					
Ngapl. Fish, wet, salted								120		627			
Niger seed										638			
Nitrate of soda								232					
Nitric acid								63					
Noils, Silk yarn, —, and warpe								450					805
Note and letter paper								310					
Notes, Currency							881, 889		881, 888				
Nutmegs								364					790
Nuts, Bolts and — (iron or steel)								253					
Nux vomica (Strychnia)										516			
Oats										637			
Olecakes :													
Castor cake										613			
Coconut cake (Punac)										613			
Cotton cake										613			
Groundnut cake								208		614			
Linseed cake										614			
Rape and Sesamum cake										615			
Others										615			

INDEX—continued

ARTICLES	IMPORTS		EXPORTS				ARTICLES	IMPORTS		EXPORTS			
	Abstract Tables	General Imports	INDIAN MERCHANDISE		FOREIGN MERCHANDISE			Abstract Tables	General Imports	INDIAN MERCHANDISE		FOREIGN MERCHANDISE	
			Abstract Tables	General Exports	Abstract Tables	General Exports				Abstract Tables	General Exports	Abstract Tables	General Exports
	Page	Page	Page	Page	Page	Page	Page	Page	Page	Page	Page	Page	
Oil-cloth and floor-cloth	—	299	—	—	—	782	Vegetable, non-essential— <i>contd.</i>	—	—	—	—	—	—
Oil crushing and refining machinery	—	219	—	—	—	—	Cotton seed	—	—	—	608	—	—
Oil-engines (locomotives)	—	204	—	—	—	—	Groundnut	—	206	—	608	—	—
" (other than locomotives)	—	207	—	—	—	—	Linseed	—	206	—	608	—	780
Oils :							Mustard or rape	—	—	—	609	—	—
Animal :							Sesamum (til or fln/til).	—	—	—	609	—	—
Fish oil	—	283	—	—	—	—	Other sorts	—	207	—	610	—	781
Fish or whale oil, hardened	—	284	—	—	—	779	Oilcakes	—	209	—	—	—	—
Others	—	284	—	—	—	—	Castor	—	—	—	613	—	—
Other kinds	—	285	—	—	—	—	Cocunut	—	—	—	613	—	—
Essential :							Cotton	—	—	—	613	—	—
Synthetic	—	285	—	—	—	770	Groundnut	—	—	—	614	—	—
Natural :							Linseed	—	—	—	614	—	—
Almond	—	286	—	—	—	—	Rape and Sesamum	—	—	—	615	—	—
Bergamot	—	286	—	—	—	—	Others	—	—	—	615	—	—
Cajuputi	—	286	—	—	—	—	Old newspaper	—	318	—	—	—	—
Camphor	—	286	—	—	—	—	Olibanum or frankincense	—	145	—	658	—	751
Cinnamon	—	—	—	—	604	—	Omnibuses (Motor)	—	488	—	—	—	—
Citronella	—	—	—	—	604	—	Onions	—	—	—	591	—	—
Cloves	—	287	—	—	—	—	Opium	—	300	—	616,855	—	—
Dill	—	287	—	—	—	—	Opium and other dangerous drugs	—	807—870	—	873—874	—	871—872
Eucalyptus	—	287	—	—	—	—	I. Narcotic Drugs, restricted (under the Dangerous Drugs Convention, 1923)—						
Ginger grass	—	—	—	—	603	—	(a) Opium, crude and manufactured	—	867	—	873	—	871
Lavender	—	287	—	—	—	—	(b) Morphine and diacetylmorphine (heroin) and their salts	—	867	—	874	—	871
Lemon	—	288	—	—	—	—	(c) Preparations containing (a) and / or (b) above, except preparations containing no heroin and not more than 0.2 per cent. of morphine, which are unrestricted	—	867	—	874	—	871
Lemongrass	—	—	—	—	603	—	(d) Eucodal (Hydrochlorate of dihydroxycodellon) and dioclide (Hydrocodellon), and their salts and preparations	—	868	—	874	—	871
Otto Rose	—	288	—	—	—	—	(e) Coca leaves, crude cocaine, and ecgonine	—	868	—	874	—	871
Palma Rosa	—	—	—	—	604	—	(f) Cocaine and its salts	—	868	—	874	—	871
Peppermint	—	288	—	—	—	—	(g) Preparations containing (f) above in which the amount of cocaine exceeds 0.1 per cent.	—	869	—	874	—	871
Sandalwood	—	—	—	—	603	—	(h) Indian hemp and its galeonic preparations (extract and tincture)	—	869	—	874	—	871
Thymol	—	—	—	—	604	—	(i) Diacide and benzoyl-morphine and other esters of morphine	—	869	—	874	—	872
Othersorts	—	288	—	—	604	—	II. Narcotic Drugs, unrestricted	—	870	—	874	—	872
Mineral :							Optical Instruments	—	177	—	—	—	756
Dangerous petroleum flashing below 78° F.	—	—	—	—	605	—	Ore :						
Benzine and petrol	—	—	—	—	605	—	Chromite	—	—	—	—	—	—
Fuel oils	—	290	—	—	—	—	Iron	—	—	—	—	—	—
Oil fuel shipped for the use of steamers engaged in the foreign trade	—	—	—	—	606	782	Iron or steel	—	—	—	—	—	—
Kerosene (in bulk)	—	290	—	—	—	770	Lead	—	—	—	—	—	—
" (in tins)	—	291	—	—	—	—	Manganese	—	—	—	—	—	—
Lubricating oils :							Ferruginous Manganese	—	—	—	—	—	—
Batching oils	—	291	—	—	—	—	Tin	—	—	—	—	—	—
Other lubricating oils	—	292	—	—	—	—	Wolfram	—	—	—	—	—	—
Oil lubricating shipped in air crafts, etc.	—	—	—	—	—	782	Unenumerated (Vide Metals and Ores)	—	—	—	—	—	—
Petroleum Dangerous flashing below 78° F.—Benzine, Benzol and Petrol	—	292	—	—	605	—							
Petrol shipped in air craft for consumption during the outward journey	—	—	—	—	606	—							
Paints solutions, and compositions, flashing below 78° F.	—	293	—	—	—	—							
White oil	—	293	—	—	—	—							
Other kinds	—	294	—	—	606	780							
Mineral Grease including Petroleum Jelly	—	295	—	—	—	—							
Turkey red oil	—	295	—	—	—	—							
Vegetable, non-essential—													
Castor	—	—	—	—	606	—							
Cocunut	—	296	—	—	607	—							

INDEX—continued

ARTICLES	IMPORTS		EXPORTS				ARTICLES	IMPORTS		EXPORTS			
	Abstract Tables	General Imports	INDIAN MERCHANDISE		FOREIGN MERCHANDISE			Abstract Tables	General Imports	INDIAN MERCHANDISE		FOREIGN MERCHANDISE	
			Abstract Tables	General Exports	Abstract Tables	General Exports				Abstract Tables	General Exports	Abstract Tables	General Exports
	Page	Page	Page	Page	Page	Page	Page	Page	Page	Page	Page	Page	
Organs and Harmoniums	—	173	—	—	—	—	Paper and pasteboard— <i>contd.</i>	—	—	—	—	—	
Ornamental wood (for details see under "Wood")	—	—	—	—	—	—	Pasteboard, millboard and cardboard of all kinds :	—	842	—	619	—	784
Other textiles :	—	—	—	—	—	—	Straw boards	—	321	—	—	—	—
Manufactured	—	467	—	712	—	811	Other kinds	—	321	—	—	—	—
Raw	—	407	—	711	—	811	Manufactures of pasteboard, millboard and cardboard	—	322	—	—	—	—
Otto rose oil	—	288	—	—	—	—	Paper making materials :	—	—	—	620	—	—
Oxalic acid	—	63	—	—	—	—	Pulp of wood	—	324	—	—	—	—
Packing, Engine and Boiler — of all kinds	—	300	—	—	—	—	Bags and other materials	—	324	—	—	—	—
Packing paper	—	313	—	—	—	—	Paraffin wax	—	324	—	620	—	—
Paints and Painters' materials :	—	—	—	—	—	—	Parasols (included with "Umbrellas")	—	476	—	710	—	814
Paints and Colours :	—	—	—	—	—	782	Parts of carriages	—	85	—	—	—	734
Barytes	—	300	—	—	—	—	" clocks and watches	—	478	—	—	—	—
Blue Paint or Paris Blue	—	301	—	—	—	—	" cycles	—	158	—	—	—	—
Graphite	—	301	—	617	—	—	" lamps (other than glass)	—	484	—	—	—	—
Red lead :	—	—	—	—	—	—	" Mechanically pro- pelled vehicles	—	223	—	—	—	—
Genuine, dry	—	301	—	—	—	—	" sewing and knitting machines	—	230	—	—	—	—
Reduced, "	—	303	—	—	—	—	" typewriters and accessories	—	—	—	—	—	—
White lead :	—	—	—	—	—	—	Pasteboard, millboard, and cardboard of all kinds	—	321, 842	—	618	—	784
Genuine, dry	—	302	—	—	—	—	Patent medicines, Propri- etary and —	—	94	—	—	—	—
" moist	—	303	—	—	—	—	" net lace and — (cotton)	—	397	—	—	—	797
Reduced, dry	—	303	—	—	—	—	Pearls (unset)	—	330	—	—	—	—
" moist	—	308	—	—	—	—	" Beads and false —	—	132	—	—	—	747
Lithophone :	—	—	—	—	—	—	Pencils	—	368	—	—	—	—
Dry	—	304	—	—	—	—	Pepper	—	304	—	649	—	—
White moist	—	304	—	—	—	—	Peppermint oil	—	288	—	—	—	—
Zinc, white :	—	—	—	—	—	—	Perambulators and children's go-carts Parts of—	—	476	—	—	—	—
Genuine, dry	—	304	—	—	—	—	Perfumed spirits	—	198	—	—	—	—
" moist	—	305	—	—	—	—	Perfumery :	—	—	—	—	—	—
Reduced, dry	—	305	—	—	—	—	Perfumery (not being per- fumed spirit)	—	325	—	621	—	784
" moist	—	305	—	—	—	—	Petroleum (for details see under "Oils")	—	—	—	—	—	—
Other sorts :	—	—	—	617	—	—	Phials—see under "Bottles"	—	—	—	—	—	—
White dry	—	306	—	—	—	—	Philosophical, Scientific and — Instruments	—	181	—	—	—	—
Coloured dry	—	306	—	—	—	—	Phosphate of Ammonia	—	234	—	—	—	—
White moist	—	306	—	—	—	—	Photographic apparatus and appliances	—	179, 328	—	—	—	756
Coloured moist	—	307	—	—	—	—	Photographic other than cinematograph films	—	179	—	—	—	—
Painters' materials :	—	—	—	617	—	—	Photographs and picture postcards	—	334	—	—	—	—
Turpentine :	—	—	—	—	—	—	Others	—	335	—	—	—	730
Genuine turpentine	—	308	—	618	—	—	Pianos and Piano players	—	173	—	—	—	—
Turpentine substitute	—	309	—	618	—	—	Pickles, chutnies and condi- ments	—	—	—	625	—	—
Other sorts	—	—	—	—	—	—	Pickles, chutnies, sauces, and condiments	—	340	—	—	—	—
Varnish :	—	—	—	—	—	—	Pictures, postcards. Photo- graphs and —	—	334	—	—	—	—
Enamels	—	309	—	—	—	—	Pictures—see "Prints, En- gravings, and Pictures"	—	—	—	—	—	—
Lacquers	—	309	—	—	—	—	Piecegoods :	—	—	—	—	—	—
Other kinds	—	310	—	—	—	—	Piecegoods of cotton and artificial silk	—	464	—	—	—	—
Other kinds	—	311	—	—	—	—	Piecegoods made entirely of artificial silk	—	463	—	—	—	—
Paints, solutions, and com- positions (boiling below 78° F.)	—	293	—	—	—	—	Piecegoods of cotton em- brodered or superim- posed with artificial silk	—	405	—	—	—	—
Palmarosa oil	—	—	—	004	—	—	Cotton (for details see under "Cotton piecegoods")	—	—	—	—	—	—
Paper mill machinery	—	220	—	—	—	—	Flax piecegoods	—	441, 845	—	—	—	803
Paper and pasteboard :	—	—	—	—	—	—	Silk	—	452	—	706	—	806
Paper :	—	—	—	—	—	—	Woollen "	—	458, 846	—	709	—	808, 868
Packing paper	—	313	—	—	—	—	Fig. iron :	—	251, 834	—	588	—	—
Paper manufactures	—	319	—	—	—	—	" lead	—	278, 838	—	593	—	775
Printing paper :	—	—	—	619	—	783							
News printing	—	313	—	—	—	—							
Other sorts	—	314	—	—	—	—							
Writing paper and en- velopes :	—	—	—	—	—	783							
Writing paper in large sheets	—	315	—	—	—	—							
Note and letter paper and envelopes	—	310	—	—	—	—							
Envelopes imported separately	—	317	—	—	—	—							
Old newspaper in bales and bags	—	318	—	—	—	—							
Other kinds of paper	—	318, 842	—	619	—	783							

INDEX—continued

ARTICLES	IMPORTS		EXPORTS				ARTICLES	IMPORTS		EXPORTS			
	Abstract Tables	General Imports	INDIAN MERCHANDISE		FOREIGN MERCHANDISE			Abstract Tables	General Imports	INDIAN MERCHANDISE		FOREIGN MERCHANDISE	
			Abstract Tables	General Exports	Abstract Tables	General Exports				Abstract Tables	General Exports	Abstract Tables	General Exports
	Page	Page	Page	Page	Page	Page	Page	Page	Page	Page	Page	Page	
Quinine sulphate or bisulphate		95, 824				787							
Bags and other materials for making paper		324											
Baisins, Currants and —		124											
Rape. Mustard or — oil					609								
Rape and sesamum cake					615								
„ seed					639								
Rattans, Canes and —		61			506								
Records (talking machines)		174											
Refining machinery. Oil-crushing and —		219											
Refrigerating machinery		221											
Requisites for games and sports—see under "Toys and requisites, etc."													
Requisites, Smokers' —		359											
„ Toilet — (not specified elsewhere)		470											
Resins, Gums and — (for details see under "Gums and Resins")					704								
Rhea Bark or Chinagrass													
Ribbons (haberdashery)		443											
Rice bowls of iron		252											
„ bran					527								
„ flour and ground rice)													
„ in the husk													
„ not in the husk													
Bolled rice													
Cleaned rice													
Broken cleaned rice													
Other sorts of rice (See under Grain, etc.)													
Rice and flour mill machinery		221											
Rivets, Nails, — and washers of iron or steel		259, 280			590								
Rods (Brass)		243											
Rods (Copper)		247											
Rod, Angle, bolt, and — of iron		251, 284											
Rods, Fishing — and lines (included with "Sticks and Whips, etc.")													
Rope, cotton		437				801							
„ and twine (jute)		448			700								
„ (of vegetable fibre excluding jute and cotton). Cordage and —		59			515								
Rose, Otto — oil		258											
Rose melloes, Storax, including liquid storax—		58											
Rosin		145			553								
Rubber:													
Raw		348			628								
Manufactures—					628								
„ Pneumatic motor covers		349											
„ „ tubes		349											
„ „ cycles covers		350											
„ „ tubes		350											
„ „ cycle covers		351											
„ „ tubes		351											
Solid rubber tyres for motor vehicles		352											
Other manufactures, etc		352											
Rubber, insulated (electric)		159											
Rubber soled (Boots and Shoes)		50											
Bags (woollen). Carpets and —								458		708			
Bum								190					
Rupes— Government of India							870				870		
Saccharine								97				737	
Sacks, Bags and — of hemp								446					
Saddlery and harness								191, 830		578			
Safes and strong boxes of metal								158					
Safety matches								237					
Safflowers										521			
Saffron								112				740	
Sago flour								367					
Salt								354		629		787	
Salted fish, dry								119		626			
„ „ wet (ngapi)								120		627			
„ or preserved. Fruits and Vegetables, dried, — (for details see under "Fruits and vegetables")													
Saltpetre										507			
Sandal wood								480		719			
„ „ oil										003			
Sanitary ware								114, 226					
Saris (grey and white included with "Dhuties, etc.")													
„ and scarves, coloured								418, 425, 431					
Sarsaparilla and preparations thereof								97					
Sateens								418					
Saw mill and wood working machinery								222					
Scarves (grey and white, included with "Dhuties, etc." and coloured, included with "Saris, etc.")													
Screws, of iron or steel								202					
Second hand clothing								34					
Seed, lac								186		569			
Seeds:												788	
Oil seeds:													
Essential:													
Alfalfa										629			
Alwan										29			
Aniseed										630			
Coriander										630			
Gummin'										631			
„ (black)								354		631			
Fennel										631			
Fenugreek										632			
Sawa or dll										632			
Other sorts										633			
Non-essential—													
Castor										634			
Copra or coconut kernel								355		635			
Cotton										635			
Groundnuts								355		636			
Linseed								355		636			
Mown or mowra										637			
Mustard										637			
Niger										638			
Poppy										638			
Rape										639			

INDEX—continued

ARTICLES	IMPORTS		EXPORTS				ARTICLES	IMPORTS		EXPORTS			
	Abstract Tables	General Imports	INDIAN MERCHANDISE		FOREIGN MERCHANDISE			Abstract Tables	General Imports	INDIAN MERCHANDISE		FOREIGN MERCHANDISE	
			Abstract Tables	General Exports	Abstract Tables	General Exports				Abstract Tables	General Exports		
	Page	Page	Page	Page	Page	Page	Page	Page	Page	Page	Page	Page	
Seeds—contd.													
Oil-seeds—contd.													
Non-essential—contd.													
Sesamum (oil or jinilli)	—	350	—	639	—	—							
Tea	—	356	—	640	—	—							
Others	—	356	—	641	—	—							
Other than oil seeds	—	357	—	648	—	—							
Renna	—	—	—	517	—	—							
Sesamum cake (see "Linseed, rape and sesamum cake")													
Sesamum oil	—	—	—	620	—	—							
" seeds	—	356	—	639	—	—							
Sewing thread (rotten)													
" " (flax)													
" " (silk)													
(See under respective heads of cotton, flax and silk.)													
Sharkfins, Fishmaws and—	—	119	—	526	—	74							
Shawls, woollen	—	459	—	709	—	809							
" Cotton	—	398	—	—	—	—							
Shawls, Handkerchiefs and— in the piece (cotton)	—	398	—	668	—	790							
Sheep and goats	—	—	—	497	—	—							
Sheep skins (dressed or tanned)	—	—	—	576	—	—							
" " (raw)	—	—	—	560	—	754							
Sheetings—													
Gray													
White													
(Under cotton goods)													
Sheets (Aluminium)	—	240	—	—	—	—							
Sheets, Braisers and — of copper	—	248	—	—	—	—							
Sheets (Brass)	—	243	—	—	—	—							
Sheet and plate, glass	—	135	—	—	—	747							
Sheets of copper, wrought	—	248	—	587	—	760							
Sheets of lead for tea-chests	—	274	—	—	—	—							
" of lead	—	274, 830	—	—	—	—							
" and plates (of iron or steel), galvanised	—	837	—	592	—	772							
" Corrugated	—	263	—	—	—	—							
" Plain	—	264	—	—	—	—							
" " tinned	—	265	—	—	—	—							
" Tin plates	—	264	—	—	—	—							
" Other sorts	—	266	—	—	—	—							
Sheets up to 1/4-inch thick (Iron or Steel)	—	265	—	—	—	—							
" " " " not galvanised or tinned	—	265	—	—	—	—							
Sheets, Plates or — of tin (not tinned iron)	—	270, 839	—	596	—	—							
Shellac	—	187	—	598	—	—							
Shells and Cowries :													
Cowries	—	358	—	645	—	—							
Shells :													
Chunks, Sankhli, etc.	—	858	—	645	—	788							
Tortoise-shell	—	858	—	645	—	—							
Sherry, Madeira, and Marsala	—	201	—	—	—	—							
Ships, parts of	—	486, 847	—	717	—	814, 863							
Shirtings (coloured)													
" Longcloth and — (grey)													
" " (white)													
(See under cotton goods)													
Shoes (see "Boots and Shoes")													
Silicate, Sodium—													
Silk, chasam or waste	—	—	—	705	—	—							
" cocoons	—	—	—	705	—	—							
" manufactures of : Hosiery—Socks and Stockings made chiefly of silk	—	452	—	—	—	—							
Piecegoods	—	452	—	703	—	—					806		
Goods of silk mixed with other materials	—	451	—	706	—	—					806		
Silk yarn, noils, and warps—	—	450	—	—	—	—					805		
Made from silk other than waste or noils	—	451	—	—	—	—					—		
Made from silk waste or noils	—	451	—	—	—	—					—		
Thread for sewing	—	453	—	707	—	—					807		
Other sorts	—	453	—	707	—	—					807		
Silk, raw	—	450	—	704	—	805					—		
" waste	—	—	—	705	—	—					—		
" waste and noils	—	450	—	—	—	—					—		
" artificial yarn	—	402	—	—	—	—					—		
" " piecegoods	—	403—404	—	—	—	—					—		
" " other sorts	—	406	—	—	—	—					—		
Silver	877, 878, 879, 884	—	877, 878, 879, 885	—	—	—					—		
Silver, Plate of gold and —	—	185	—	506	—	759					—		
Silver thread, Gold and —	—	83	—	—	—	—					—		
Skins, raw (see "Hides and skins")													
" tanned or dressed (see "Leather")													
Slabs, Blooms, ingots, billets, and — (steel)	—	256	—	—	—	—							
Slabs, Tiles, ingots, cakes, Bricks and — (copper)	—	247, 833	—	—	—	—							
Sleepers and keys of steel or iron (Railway)	—	268, 837	—	—	—	—							
" of wood (Railway)	—	400	—	—	—	—							
Smokeless gunpowder	—	41	—	—	—	—							
Smokers' requisites (excluding tobacco)	—	359	—	—	—	—							
Soap :													
Household and laundry soaps in bars or tablets	—	859	—	—	—	—							
Toilet soap	—	360	—	—	—	—					788		
Other sorts	—	360	—	—	—	—					—		
Socks, stockings and —	—	399, 452, 458, 462	—	—	—	—					—		
Soda, Bicarbonate of —	—	76	—	—	—	—					—		
" caustic	—	77	—	—	—	—					—		
" compounds (for details see under "Chemicals")													
" Nitrate of —	—	232	—	—	—	—					—		
Soda water bottles	—	183	—	—	—	—					—		
Sodium carbonate (soda ash and soda crystals)	—	76	—	—	—	—					—		
Sodium silicate	—	78	—	—	—	—					—		
Solder	—	276	—	—	—	—					—		
Solid rubber tyres for motor vehicles	—	252	—	—	—	—					—		
Solutions and compositions, Paints —	—	293	—	—	—	—					—		
Sovereign	876	—	—	—	—	—					876	—	

INDEX—continued

ARTICLES	IMPORTS		EXPORTS				COUNTRIES	IMPORTS		EXPORTS			
	Abstract Tables	General Imports	INDIAN MERCHANDISE		FOREIGN MERCHANDISE			Abstract Tables	General Imports	INDIAN MERCHANDISE		FOREIGN MERCHANDISE	
			Abstract Tables	General Exports	Abstract Tables	General Exports				Abstract Tables	General Exports	Abstract Tables	General Exports
Page	Page	Page	Page	Page	Page	Page	Page	Page	Page	Page	Page		
Textiles— <i>contd.</i>							Trade—total—with—						
Flax (for details see under "Flax")							Abyssinia	23	—	26	—	—	—
Haberdashery and Millinery:							Adon and Dependencies	21	—	24	—	27	—
Made up cotton goods, e.g., quilts, bed covers, counterpanes, etc.				686			Afghanistan	—	—	26	—	28	—
Other sorts				686			Albania	22	—	26	—	28	—
Lace and embroidery	443						Algeria	23	—	26	—	28	—
Ribbons	443			687			Anglo-Egyptian Sudan	21	—	24	—	27	—
Towels not in the piece	444						Argentine Republic (including the Atlantic Coast of Patagonia)	23	—	26	—	28	—
Other sorts	444						Austria	22	—	25	—	28	—
Hemp (for details see under "Hemp")							Bahrain Islands	21	—	24	—	27	—
Jute (for details see under "Jute")							Bahamas	21	—	24	—	—	—
Rhea, Ramie or China grass				704			Belgium	22	—	25	—	27	—
Silk (for details see under "Silk")							Belgian Congo	28	—	26	—	—	—
Wool (for details see under "Wool")							Bermudas	—	—	24	—	—	—
Artificial silk (for details see under "Artificial silk.")							Bolivia	—	—	26	—	—	—
Fabrics containing gold and silver thread	466						Borneo (Dutch)	23	—	25	—	28	—
Other Textiles—							Brasil	23	—	26	—	28	—
Manufactured	467			712			British Borneo	21	—	24	—	27	—
Raw	467			711			British Guiana	—	—	24	—	27	—
Thread. Gold and silver	33						British Honduras	—	—	24	—	—	—
Thread, sewing:							British West India Islands	21	—	24	—	27	—
Cotton							Bulgaria	22	—	25	—	28	—
Flax							Canada	21	—	24	—	27	—
Silk (See under respective heads)				604			Canary Islands	23	—	26	—	28	—
Thymol oil				609			Celebes and other Islands	23	—	25	—	28	—
Til or jinjili (Sesamum oil)				630			Ceylon	21	—	24	—	27	—
" " seed	856						Chile (including the Pacific coast of Patagonia)	23	—	26	—	28	—
Tiles, ingots, cakes, bricks and slabs of unwrought copper	247						China (excluding of Hongkong and Macao)	23	—	25	—	28	—
Tiles (not of copper)	57, 822			504			Colombia	23	—	26	—	28	—
Timber (for details see under "Wood and Timber")							Commonwealth of Australia	21	—	24	—	27	—
Timepieces. Clocks and	64						Costa Rica	—	—	26	—	—	—
Tin (for details see under "Metals")							Cuba	23	—	26	—	—	—
Tin plates	264						Cyprus	21	—	24	—	27	—
Tinned iron. Sheets and plates of—	265						Czechoslovakia	22	—	25	—	28	—
Tobacco:							Denmark	22	—	25	—	27	—
Unmanufactured	467			712			Dutch Guiana	—	—	26	—	28	—
Manufactured—							Dutch West Indies	23	—	26	—	—	—
Cigars	468			713			Ecuador	23	—	26	—	—	—
Cigarettes	468			713			Egypt	23	—	26	—	28	—
Tobacco for pipes and cigarettes	469						Estonia	22	—	25	—	—	—
Other sorts	469			714			Falkland Islands	—	—	24	—	—	—
Toilet soap	360						Federated Malay States	21	—	24	—	27	—
Toilet requisites (not specified elsewhere)	470						Fiji Islands	21	—	24	—	27	—
Tool steel carbons	255						Finland	22	—	25	—	—	—
Tortoise-shell	358			645			Formosa	23	—	25	—	—	—
Towels in the piece (cotton)	438						France	22	—	25	—	27	—
Towels not in the piece (Haberdashery)	444						Fr. Indo-China	23	—	26	—	28	—
Toys and requisites for games and sports:							French Somaliland	23	—	26	—	28	—
Toys	471						French West Africa	—	—	26	—	—	—
Requisites for games and sports:							French West Indies	—	—	26	—	—	—
Playing cards	472			715			Gambia	21	—	24	—	—	—
Other sorts	472						Germany	22	—	25	—	27	—
Tractor, Agricultural	214						Gibraltar	21	—	24	—	27	—
							Gold Coast (including British Togoland)	—	—	24	—	27	—
							Greece (including Crete)	22	—	25	—	28	—
							Guatemala	—	—	26	—	—	—

INDEX—continued

COUNTRIES	EXPORTS						COUNTRIES	EXPORTS					
	IMPORTS		INDIAN MERCHANDISE		FOREIGN MERCHANDISE			IMPORTS		INDIAN MERCHANDISE		FOREIGN MERCHANDISE	
	Abstract Tables	General Imports	Abstract Tables	General Exports	Abstract Tables	General Exports		Abstract Tables	General Imports	Abstract Tables	General Exports	Abstract Tables	General Exports
	Page	Page	Page	Page	Page	Page	Trade—total—with—condd.	Page	Page	Page	Page	Page	Page
Trade—total—with—condd.							Trade—total—with—condd.						
Gulana, British . . .	—	—	24	—	27	—	Protectorate of South-West Africa . . .	—	—	24	—	27	—
„ (Dutch) . . .	23	—	26	—	28	—	Réunion . . .	—	—	26	—	28	—
Hayi and St. Domingo	23	—	26	—	28	—	Rhodesia Northern . . .	21	—	24	—	—	—
Hawaii . . .	23	—	26	—	28	—	„ Southern . . .	21	—	24	—	—	—
Henjam Islands . . .	22	—	25	—	28	—	Roumania . . .	22	—	25	—	28	—
Honduras . . .	—	—	24	—	—	—	San Salvador . . .	—	—	26	—	—	—
„ (not British)	—	—	26	—	—	—	Seychelles . . .	21	—	24	—	27	—
Hongkong . . .	21	—	24	—	27	—	Siam . . .	23	—	26	—	29	—
Hungary . . .	22	—	25	—	28	—	Sierra Leone . . .	—	—	24	—	—	—
Irish Free State . . .	21	—	24	—	—	—	Socotra . . .	—	—	24	—	27	—
Italian East Africa, (Somaliland and Eritrea) . . .	23	—	26	—	28	—	Somaliland Protectorate . . .	21	—	24	—	27	—
Iraq . . .	22	—	25	—	28	—	„ (French) . . .	23	—	26	—	28	—
Italy (including Fiume)	22	—	25	—	27	—	Spain . . .	22	—	25	—	27	—
Japan . . .	23	—	25	—	28	—	Spanish West Africa (including Fernando Po.) . . .	—	—	26	—	—	—
Java . . .	22	—	25	—	28	—	Straits Settlements (including Labuan) . . .	21	—	24	—	27	—
Kenya Colony . . .	21	—	24	—	27	—	Sumatra . . .	22	—	25	—	28	—
Korea . . .	23	—	25	—	—	—	Sweden . . .	22	—	25	—	27	—
Latvia . . .	22	—	25	—	—	—	Switzerland . . .	22	—	25	—	27	—
Liberia . . .	—	—	26	—	28	—	Syria . . .	22	—	25	—	28	—
Lithuania . . .	22	—	—	—	—	—	Tanganyika Territory . . .	21	—	24	—	27	—
Luxemburg . . .	22	—	—	—	—	—	Territory of Papua . . .	—	—	24	—	27	—
Macao . . .	28	—	—	—	—	—	Tripoli (Libya) . . .	23	—	26	—	28	—
Madagascar and Kerguelon . . .	23	—	26	—	28	—	Tuna . . .	23	—	26	—	28	—
Maldives . . .	21	—	24	—	27	—	Turkey, Asiatic . . .	22	—	25	—	28	—
Malta and Gozo . . .	21	—	24	—	27	—	„ European . . .	22	—	25	—	28	—
Makat Territory and Trucial Oman . . .	22	—	25	—	28	—	Uganda Protectorate . . .	21	—	24	—	27	—
Mauritius and Dependencies . . .	21	—	24	—	27	—	Union of South Africa . . .	21	—	24	—	27	—
Mexico . . .	23	—	26	—	28	—	United Kingdom (including Channel Islands) . . .	21	—	24	—	27	—
Morocco Spanish . . .	—	—	26	—	—	—	United States of America . . .	23	—	26	—	28	—
„ Fr. Protectorate . . .	23	—	26	—	28	—	U. S. S. R.—Northern . . .	22	—	25	—	27	—
„ Tanglor . . .	23	—	26	—	—	—	„ Southern . . .	22	—	25	—	27	—
Netherlands . . .	22	—	25	—	27	—	Pacific Ports (in Asia) . . .	22	—	25	—	—	—
Newfoundland and Coast of Labrador . . .	—	—	24	—	—	—	Uruguay . . .	23	—	26	—	28	—
New Guinea (Dutch) . . .	28	—	25	—	—	—	Venezuela . . .	23	—	26	—	—	—
New Zealand . . .	21	—	24	—	27	—	West India Islands—(British) . . .	21	—	24	—	27	—
Nicaragua . . .	—	—	26	—	—	—	(French) . . .	—	—	26	—	—	—
Nigeria (including Eritria Cameroons) . . .	—	—	24	—	28	—	Yugo-Slavia (Kingdom of the Serbs Croats and Slovenes) . . .	22	—	25	—	—	—
Non-Federated Malay States . . .	21	—	—	—	—	—	Zanzibar and Pemba . . .	21	—	24	—	27	—
Norway . . .	22	—	25	—	27	—	Tram cars . . .	—	484	—	—	—	—
Nyasaland Protectorate . . .	21	—	24	—	—	—	Treasure . . .	875	—	875	—	—	—
Other Islands in the Pacific . . .	—	—	26	—	—	—	Trousings, Coatings and— (See under cotton goods). Trunks, Bags and— (Vide Leather) . . .	—	—	—	—	—	—
Other Native States in Arabia . . .	22	—	25	—	28	—	Tubes (Brass) . . .	—	—	—	—	—	—
Palasting . . .	21	—	24	—	27	—	Tubes (Copper) . . .	—	—	—	—	—	—
Panama (including Panama Canal Zone) . . .	23	—	26	—	28	—	Tubes pipes, and fittings wrought (iron or steel) . . .	—	—	—	—	—	—
Paraguay . . .	—	—	26	—	—	—	„ Pipes and — of lead . . .	—	—	—	—	—	—
Perla . . .	22	—	25	—	28	—	(Vide Metals) . . .	—	—	—	—	—	—
Peru . . .	23	—	26	—	—	—	Pneumatic Rubber— . . .	—	—	—	—	—	—
Philippines . . .	23	—	25	—	28	—	(Vide Rubber manufactures)— . . .	—	—	—	—	—	—
Poland (including Danzig) . . .	22	—	25	—	27	—	Turbogenerating sets . . .	—	212	—	—	—	—
Porto Rico . . .	23	—	26	—	—	—	Turmeric . . .	—	—	—	522	—	—
Portugal (including Azores and Madeira) . . .	22	—	25	—	27	—	Turpentine : . . .	—	—	—	—	—	—
Portuguese East Africa . . .	23	—	26	—	28	—	Genuine Turpentine . . .	—	308	—	—	—	—
Portuguese West Africa . . .	23	—	26	—	—	—	Turpentine substitute . . .	—	309	—	—	—	—
							Twills : . . .	—	—	—	—	—	—
							White } (See cotton goods)	—	—	—	—	—	—
							Coloured } . . .	—	—	—	—	—	—

INDEX—concluded

ARTICLES	IMPORTS		EXPORTS				ARTICLES	IMPORTS		EXPORTS			
	Abstract Tables	General Imports	INDIAN MERCHANDISE		FOREIGN MERCHANDISE			Abstract Tables	General Imports	INDIAN MERCHANDISE		FOREIGN MERCHANDISE	
			Abstract Tables	General Exports	Abstract Tables	General Exports				Abstract Tables	General Exports	Abstract Tables	General Exports
	Page	Page	Page	Page	Page	Page	Page	Page	Page	Page	Page	Page	
Twine, Rope and — of jute	—	448	—	700	—	—	Waste Silk, chasam or—	—	—	—	705	—	—
Twist and Yarn:	—	—	—	—	—	—	Watches. Clocks and — (see details under "blocks, etc.")	—	—	—	—	—	—
Cotton	—	381—396	—	682—698	—	795, 803	Waterproof clothing	—	34	—	—	—	—
Flax	—	441	—	—	—	—	Wax of all kinds other than paraffin wax	—	493	—	717	—	810
Jute	—	447	—	689	—	—	" Paraffin	—	324	—	620	—	—
Typewriters	—	229	—	—	—	—	Weaving machinery (Cotton)	—	225	—	—	—	—
parts and accessories	—	230	—	—	—	—	Wheat	—	141	—	648, 852	—	740
Tyres for motor vehicles	—	352	—	—	—	—	" flour	—	141	—	549, 858	—	—
Solid Rubber	—	—	—	—	—	—	Whips, Sticks and — (including fishing rods and lines)	—	370	—	—	—	—
Umbrellas and umbrella fittings:	—	—	—	—	—	—	Whisky	—	197, 830	—	680, 854	—	702
Umbrellas, complete, including parasols and sunshades	—	473	—	710	—	813	White oil—(See oil)	—	—	—	—	—	—
Umbrella fittings	—	474	—	—	—	—	Wines (for details see under "Liquors")	—	—	—	—	—	—
Underwear (Hosiery):	—	—	—	—	—	—	Wire (Brass)	—	—	—	—	—	—
Uniforms (Included with "Apparel, etc.")	—	—	—	—	—	—	Wire, copper (excluding wire of telegraph, etc.)	—	—	—	—	—	—
Unsalted fish (dry)	—	118	—	525	—	—	Wire, iron or steel	—	—	—	—	—	—
Vegetable fibre (excluding jute and cotton). Cordage and rope of—	—	89	—	515	—	785	Wire nails (iron or steel)	—	—	—	—	—	—
oils (for details see under "Oils")	—	—	—	—	—	—	" rope, black "	—	—	—	—	—	—
Vegetables. Fruits and — dried, salted, or preserved (for details see under "Fruits and Vegetables")	—	—	—	—	—	—	" " galvanized (See under metals, etc.)	—	—	—	—	—	—
Fresh — of all kinds	—	122	—	—	—	—	Wires, Electric — and cables (for details see under "Instruments, etc., Electrical")	—	—	—	—	—	—
Vehicles, excluding locomotives, etc., for railways:	—	—	—	—	—	—	Wireless apparatus	—	182	—	—	—	—
Carriages and carts not mechanically propelled and parts thereof (excluding railway carriages, trucks, etc.)	—	—	—	—	—	—	Wolfram ore	—	—	—	596	—	—
Carriages and carts not mechanically propelled (excluding railway carriages, trucks, etc.)	—	475, 846	—	716	—	814	Wood and Timber:	—	—	—	—	—	—
Parts of carriages and carts (excluding rubber tyres)	—	478	—	710	—	—	Deal and Pine wood	—	488	—	—	—	—
Perambulators and children's go-carts	—	476	—	—	—	—	Jarrah wood	—	489	—	—	—	—
Parts of perambulators and children's go-carts	—	477	—	—	—	—	Teak wood	—	490	—	718	—	816
Cycles (other than motor cycles) and parts thereof and accessories—	—	—	—	—	—	—	Teak keys	—	—	—	719	—	—
Cycles imported entire or in sections	—	478	—	—	—	—	Firewood	—	480	—	710	—	—
Parts of cycles and accessories (excluding rubber tyres)	—	478	—	—	—	—	Hard other than teak	—	—	—	710	—	—
Mechanically propelled railway locomotives and tractors—	—	—	—	—	—	—	Sandal	—	490	—	710	—	—
Aircraft	—	470	—	—	—	—	Sleepers of wood for Railways	—	490	—	—	—	816
Parts of aircraft	—	479	—	—	—	—	Other kinds of wood and timber	—	490	—	720	—	—
Carriages and parts for Railways	—	480, 847	—	—	—	—	Wood, manufactures of	—	491	—	721	—	817
Wagons and parts for Railways	—	480, 847	—	—	—	—	" Sleepers of (Railway).	—	490	—	—	—	—
Motor cars (including taxicabs)	—	481	—	—	—	—	" working machinery. Saw mill and —	—	222	—	—	—	—
Motor cycles (including scooters)	—	482	—	—	—	—	Wool Machinery	—	228	—	—	—	—
Motor Omnibuses, motor vans and moto lorries	—	—	—	—	—	—	Wool —	—	—	—	—	—	—
—Motor Omnibuses: Imported with bodies	—	482	—	—	—	—	Raw	—	455	—	708	—	808
Chassis	—	483	—	—	—	—	Manufactures of:	—	—	—	—	—	—
Tram cars	—	484	—	—	—	—	Blankets and rugs other than floor rugs	—	457	—	—	—	—
Parts of mechanically propelled vehicles and accessories other than of aircraft (excluding rubber tyres)	—	484	—	—	—	—	Braids	—	457	—	—	—	—
Ships, parts of (including Launches and Boats)	—	486, 847	—	717	—	814, 803	Carpets and floor rags.	—	458	—	—	—	—
Other kinds of vehicles.	—	848	—	717, 806	—	815	" and rugs	—	—	—	708	—	—
Velvet and Velveteens.	—	482	—	—	—	—	Hosiery	—	458, 846	—	—	—	—
Veneers	—	238	—	—	—	—	Plecegoods	—	458, 846	—	709	—	808, 803
Vinegar (excluding bottled vinegar)	—	840	—	—	—	—	Goods of wool mixed with other materials	—	459	—	—	—	—
Wagons and parts thereof (Railway)	—	480, 847	—	—	—	—	Shawls	—	459	—	709	—	809
Ware, Sanitary	—	114, 825	—	—	—	—	Yarn and knitting wool: Worsted yarn for weaving	—	456	—	—	—	—
Warps. Silk yarn, noils, and —	—	450	—	—	—	805	Knitting wool	—	456	—	—	—	—
Washers. Nails, rivets, and — of iron or steel	—	259, 836	—	600	—	771	Other sorts	—	460, 846	—	710, 850	—	809, 803
Waste cotton	—	381	—	601	—	—	Writing paper and envelopes	—	815, 841	—	—	—	783
" silk	—	450	—	705	—	—	Yarn, Twist and — Cotton (See cotton)	—	—	—	—	—	—
							Flax (See Flax)	—	—	—	—	—	—
							Jute (See Jute)	—	—	—	—	—	—
							" Silk —, noils, and warps (See Silk)	—	—	—	—	—	—
							" and knitting wool	—	456	—	—	—	—
							Yellow metal, mixed or — for sheathing	—	242	—	—	—	768
							Zinc or spelter (for details see under "Metals")	—	—	—	—	—	—

INDEX—continued

ARTICLES	IMPORTS		EXPORTS				ARTICLES	IMPORTS		EXPORTS			
	Abstract Tables	General Imports	INDIAN MERCHANDISE		FOREIGN MERCHANDISE			Abstract Tables	General Imports	INDIAN MERCHANDISE		FOREIGN MERCHANDISE	
			Abstract Tables	General Exports	Abstract Tables	General Exports				Abstract Tables	General Exports	Abstract Tables	General Exports
Page	Page	Page	Page	Page	Page	Page	Page	Page	Page	Page	Page	Page	
Oil-cloth and floor-cloth	—	298	—	—	—	798	Vegetable, non-essential —contd.						
Oil crushing and refining machinery	—	217	—	—	—	—	Linsed	—	295	—	619	—	791
Oil-engines (locomotives)	—	201	—	—	—	—	Mustard or rape	—	—	—	620	—	—
" (other than loco- motives)	—	204	—	—	—	—	Sesamum (tlil or flajill).	—	—	—	620	—	—
Oils :							Other sorts	—	298	—	621	—	792
Animal :							Oileakes	—	298	—	—	—	—
Fish oil	—	282	—	—	—	—	Castor	—	—	—	624	—	—
Fish or whale oil, hardened	—	288	—	—	—	—	Coconut	—	—	—	624	—	—
Others	—	283	—	613	—	790	Cotton	—	—	—	624	—	—
Other kinds	—	284	—	—	—	—	Groundnut	—	—	—	625	—	—
Essential :							Tilseed	—	—	—	625	—	—
Synthetic	—	284	—	—	—	700	Rape and Sesamum	—	—	—	626	—	—
Natural :							Others	—	—	—	626	—	—
Almond	—	285	—	—	—	—	Oilecloth and floorcloth	—	298	—	—	—	793
Bergamot	—	285	—	—	—	—	Oil newspaper	—	324	—	—	—	—
Cajuputi	—	285	—	—	—	—	Oilbanum or frankincense	—	148	—	684	—	762
Camphor	—	285	—	—	—	—	Omnibuses (Motor)	—	493	—	—	—	—
Cinnamon	—	—	—	615	—	—	Onions	—	—	—	542	—	—
Citronella	—	—	—	615	—	—	Opium	—	209	—	627,866	—	—
Cloves	—	286	—	—	—	—	Opium and other dangerous drugs	—	878—881	—	884— 885	—	882— 883
Dill	—	286	—	—	—	—	I. Narcotic Drugs, res- tricted (under the Dan- gerous Drugs Conven- tion, 1925)—						
Eucalyptus	—	286	—	—	—	—	(a) Opium, crude and manufactured	—	878	—	884	—	882
Ginger grass	—	—	—	614	—	—	(b) Morphine and diace- tylmorphine (heroin) and their salts	—	878	—	885	—	882
Lavender	—	286	—	—	—	—	(c) Preparations contain- ing (a) and / or (b) above, except prepara- tions containing no heroin and not more than 0.2 per cent. of morphine, which are unrestricted	—	878	—	885	—	882
Lemon	—	287	—	—	—	—	(d) Eucodal (Hydrochlo- rate of dihydroxy- codelon) and dioc- dide (Hydrocodelon), and their salts and preparations	—	879	—	885	—	882
Lemongrass	—	—	—	614	—	—	(e) Coca leaves, crude cocaine, and egco- line	—	879	—	885	—	882
Otto Rose	—	287	—	—	—	—	(f) Cocaine and its salts.	—	879	—	885	—	882
Palma Rosa	—	—	—	615	—	—	(g) Preparations contain- ing (f) above in which the amount of cocaine exceeds 0.1 per cent.	—	880	—	885	—	882
Peppermint	—	287	—	—	—	—	(h) Indian hemp and its galenical prepara- tions (extract and tincture)	—	880	—	885	—	882
Sandalwood	—	—	—	614	—	—	(i) Diacide and ben- zoyl-morphine and other esters of mor- phine	—	880	—	885	—	883
Thymol	—	—	—	615	—	—	(j) Methymorphine (cocaine).	—	881	—	885	—	883
Other sorts	—	287	—	616	—	—	II. Narcotic Drugs, un- restricted	—	881	—	885	—	883
Mineral :							Optical instruments	—	177	—	—	—	756
Fuel oils	—	289	—	—	—	—	Ore :						
Oil fuel shipped for the use of steamers engaged in the foreign trade	—	—	—	617	—	793	Chromite	—	—	—	—	—	—
Kerosene (in bulk)	—	289	—	—	—	—	Iron	—	—	—	—	—	—
" (in tins)	—	290	—	617	—	790	Iron or steel	—	—	—	—	—	—
Lubricating oils :							Lead	—	—	—	—	—	—
Batching oils	—	290	—	—	—	—	Manganese	—	—	—	—	—	—
Other lubricating oils	—	291	—	—	—	—	Ferruginous Manganese	—	—	—	—	—	—
Oil lubricating shipped in air crafts, etc.	—	—	—	—	—	793	Tin	—	—	—	—	—	—
Petroleum Dangerous flashing below 78° F.—Benzine, Benzol and Petrol	—	291	—	616	—	—	Wolfram	—	—	—	—	—	—
Petrol shipped in air craft for consumption during the outward journey	—	—	—	617	—	—	Unenumerated (Vide Metals and Ores)	—	—	—	—	—	—
Paints solutions, and compositions, flashing below 70° F.	—	292	—	—	—	—							
White oil	—	292	—	—	—	—							
Other kinds	—	293	—	617	—	791							
Mineral Grease including Petroleum Jelly	—	294	—	—	—	—							
Turkey red oil	—	294	—	—	—	—							
Vegetable, non-essential—													
Castor	—	—	—	617	—	—							
Coconut	—	205	—	618	—	—							
Cotton seed	—	—	—	619	—	—							
Groundnut	—	295	—	619	—	—							

INDEX—continued

ARTICLES	IMPORTS		EXPORTS				ARTICLES	IMPORTS		EXPORTS				
	Abstract Tables	General Imports	INDIAN MERCHANDISE		FOREIGN MERCHANDISE			Abstract Tables	General Imports	INDIAN MERCHANDISE		FOREIGN MERCHANDISE		
			Abstract Tables	General Exports	Abstract Tables	General Exports				Abstract Tables	General Exports	Abstract Tables	General Exports	
	Page	Page	Page	Page	Page	Page		Page	Page	Page	Page	Page	Page	
Organs and Harmoniums	—	170	—	—	—	—	Paper and pasteboard—contd.	—	—	—	—	—	—	
Ornamental wood (for details see under "Wood")	—	—	—	—	—	—	Paper—contd.	—	318, 852	—	680	—	794	
Other textiles : Manufactured	—	478	—	723	—	822	Total Printing paper :	—	317	—	—	—	—	
Raw	—	478	—	722	—	822	News printing	—	318	—	—	—	—	
Otto rose oil	—	287	—	—	—	—	Other sorts	—	—	—	—	—	—	
Oxalic acid	—	68	—	—	—	—	Writing paper and envelopes : Azuro laid or wove and ledger	—	852	—	—	—	794	
Packing, Engine and Boiler—of all kinds	—	299	—	—	—	—	Cream	—	319	—	—	—	—	
Packing and wrapping paper	—	312	—	—	—	—	Other sorts of writing paper	—	320	—	—	—	—	
Paints and Painters' materials : Paints and Colours :	—	—	—	—	—	793	Writing pads	—	320	—	—	—	—	
Barytes	—	299	—	—	—	—	Boxed stationery	—	321	—	—	—	—	
Blue Paint or Paris Blue	—	300	—	—	—	—	Writing paper in large sheets	—	321	—	—	—	—	
Graphite	—	300	—	628	—	—	Note and letter paper and envelopes	—	322	—	—	—	—	
Red lead : Genuine, dry	—	300	—	—	—	—	Envelopes imported separately	—	322	—	—	—	—	
Reduced "	—	301	—	—	—	—	Blotting paper	—	324	—	—	—	—	
White lead : Genuine, dry	—	301	—	—	—	—	Old newspaper in bales and bags	—	324	—	—	—	—	
" moist	—	302	—	—	—	—	Other kinds of paper : Pasteboard, millboard and cardboard of all kinds :	—	324, 858	—	630	—	794	
Reduced, dry	—	302	—	—	—	—	Straw boards	—	853	—	630	—	793	
" moist	—	302	—	—	—	—	Other kinds	—	827	—	—	—	—	
Lithophone : Dry	—	303	—	—	—	—	Manufactures of pasteboard, millboard and cardboard	—	828	—	—	—	—	
White moist	—	303	—	—	—	—	Paper making materials : Pulp of wood	—	330	—	631	—	—	
Zinc, white : Genuine, dry	—	303	—	—	—	—	Bags and other materials	—	330	—	—	—	—	
" moist	—	304	—	—	—	—	Pearl wax	—	330	—	631	—	—	
Reduced, dry	—	304	—	—	—	—	Parasols (included with "Umbrellas")	—	487	—	727	—	825	
" moist	—	304	—	—	—	—	Parts of carriages	—	85	—	—	—	745	
Other sorts :	—	—	—	628	—	—	" clocks and watches	—	480	—	—	—	—	
White dry	—	305	—	—	—	—	" cycles	—	151	—	—	—	—	
Coloured dry	—	305	—	—	—	—	" lamps (other than glass)	—	405	—	—	—	—	
White moist	—	306	—	—	—	—	" Mechanically propelled vehicles	—	221	—	—	—	—	
Coloured moist	—	306	—	—	—	—	" sewing and knitting machines	—	228	—	—	—	—	
Painters' materials : Turpentine : Genuine turpentine	—	307	—	628	—	—	" typewriters and accessories	—	827, 853	—	630	—	795	
Turpentine substitute	—	308	—	629	—	—	Pasteboard, millboard, and cardboard of all kinds	—	94	—	—	—	—	
Other sorts	—	—	—	629	—	—	Patent medicines, Proprietary and "net. Lace and—(cotton)	—	407	—	—	—	806	
Varnish : Enamels	—	308	—	—	—	—	Pearl (unset)	—	180	—	—	—	768	
Lacquers	—	308	—	—	—	—	" Beads and false—	—	374	—	—	—	—	
Other kinds	—	309	—	—	—	—	Pencils	—	370	—	660	—	—	
Paints, solutions, and compositions (fishing below 76° F.)	—	292	—	—	—	—	Pepper	—	287	—	—	—	—	
Palmarosa oil	—	—	—	615	—	—	Peppermint oil	—	487	—	—	—	—	
Paper mill machinery	—	218	—	—	—	—	Perambulators and children's go-carts Parts of—	—	194	—	—	—	—	
Paper and pasteboard : Paper : Packing (and wrapping) paper— Kraft including imitation kraft	—	312	—	—	—	—	Perfumed spirit	—	331	—	632	—	796	
Brown wrappings : Other sorts	—	312	—	—	—	—	Perfumery	—	232	—	—	—	—	
Coloured machine-glazed pressings	—	313	—	—	—	—	Perfumery (not being perfumed spirit)	—	175, 839	—	—	—	767	
Manilla machine-glazed or unglazed, and sulphite envelope	—	313	—	—	—	—	Petroleum (for details see under "Oils")	—	340	—	—	—	—	
Fancy, including embossed paper	—	313	—	—	—	—	Phials—see under "Bottles"	—	170	—	—	—	—	
Other sorts	—	314	—	—	—	—	Phosphate of Ammonia	—	—	—	636	—	—	
Paper manufactures	—	325	—	—	—	—	Photographic apparatus and appliances	—	352	—	—	—	—	
Printing paper— Machine glazed : Poster paper	—	315	—	—	—	—	Photographs and picture postcards	—	340	—	—	—	—	
Lithopaper	—	315	—	—	—	—	Piano and Piano players	—	—	—	—	—	—	
White printing other than machine-glazed and litho	—	316	—	—	—	—	Pickles, chutnies and condiments	—	—	—	—	—	—	
News printing	—	316	—	—	—	—	Pickles, chutnies, sauces, and condiments	—	—	—	—	—	—	
Others	—	316	—	—	—	—	Picture, postcards. Photographs and—	—	—	—	—	—	—	
Other sorts }	—	317	—	—	—	—	Pictures—see "Prints, Engravings, and Pictures"	—	—	—	—	—	—	
							Piecegoods : Piecegoods of cotton and artificial silk	—	475	—	—	—	—	—
							Piecegoods made entirely of artificial silk	—	474	—	—	—	—	—
							Piecegoods of cotton embroidered or superimposed with artificial silk	—	476	—	—	—	—	—
							Cotton (for details see under "Cotton piecegoods")	—	447, 856	—	—	—	814	
							Flax piecegoods	—	461	—	717	—	817	
							Silk	—	468, 857	—	720	—	819, 874	
							Woolen	—	240, 845	—	599	—	878	
							Pig, Iron :	—	272, 849	—	604	—	788	
							" lead	—	—	—	—	—	—	

INDEX—continued

ARTICLES	IMPORTS		EXPORTS				ARTICLES	IMPORTS		EXPORTS			
	Abstract Tables	General Imports	INDIAN MERCHANDISE		FOREIGN MERCHANDISE			Abstract Tables	General Imports	INDIAN MERCHANDISE		FOREIGN MERCHANDISE	
			Abstract Tables	General Exports	Abstract Tables	General Exports				Abstract Tables	General Exports		
												Page	Page
Pillars, Beams, channels, girders, and bridgework of iron or steel . . .	—	257	—	—	—	—	Preserved Milk, condensed and —	—	351	—	—	—	—
Pinewood. Deal and — . . .	—	499	—	—	—	—	“ Fruits and vegetables: dried, salted, or — (for details see under “Fruits and vegetables”)”	—	—	—	—	—	—
Pipes and fittings cast (iron or steel) . . .	—	260	—	602	—	733	Presses, Printing and Lithographing —	—	337	—	—	—	—
“ of lead	—	272	—	—	—	—	Prime movers (for details see under “Machinery”)”	—	—	—	—	—	—
“ of earthenware	—	113	—	—	—	—	Printed matter, Books and —	—	47, 832	—	512, 862	—	740
Pitch and tar :							Printing and Lithographing machinery and materials (excluding paper) :	—	854	—	633	—	706
Coal tar and pitch	—	331	—	—	—	795	Printer's and Lithographer's ink	—	338	—	—	—	—
Stockholm tar and pitch,	—	332	—	—	—	—	Printing and Lithographing presses	—	337	—	—	—	—
Plata, living	—	332	—	638	—	—	Printing type	—	338	—	—	—	—
Plate of gold and silver (Jewellery)	—	182	—	577	—	770	Other materials	—	339	—	—	—	—
Plate, sheet and — of glass	—	133	—	—	—	758	Printing machinery (cotton)	—	223	—	—	—	—
Plated ware (included with “Hardware and Cutlery”)”	—	—	—	—	—	—	Printing paper	—	318, 852	—	630	—	794
Plates, Sheets and — of galvanised iron or steel	—	262	—	603	—	783	Prints, Engravings, and pictures :						
“ Corrugated	—	262	—	—	—	—	Photographs and picture postcards	—	340	—	—	—	798
“ Plain	—	263	—	—	—	—	Others	—	341	—	—	—	—
“ Sheets and —, tinned	—	848	—	—	—	784	Provisions and Oilman's stores :						
Tinplates	—	263	—	—	—	—	Bacon and hams	—	342	—	—	—	—
Other sorts	—	263	—	—	—	—	Biche-de-mer,	—	—	—	634	—	—
“ over $\frac{1}{2}$ inch thick of iron or steel, not galvanised or tinned	—	265	—	—	—	—	Biscuits and cakes	—	342	—	—	—	—
Playing cards	—	483	—	—	—	—	Butter (including canned)	—	348	—	634	—	—
Ploughs and parts	—	213	—	—	—	—	Canned and bottled provision :						
Pneumatic cycle covers	—	357	—	—	—	—	Canned or bottled fruits	—	343	—	—	—	—
“ “ tubes	—	357	—	—	—	—	Tinned or canned fish	—	344	—	—	—	—
“ motor covers	—	355	—	—	—	—	Vegetable Products (vegetable oil, vegetable fats, etc.)	—	345	—	—	—	—
“ “ tubes	—	355	—	—	—	—	Others	—	345	—	—	—	—
“ “ cycle covers	—	356	—	—	—	—	Cheese (including canned)	—	346	—	634	—	—
“ “ “ tubes	—	356	—	—	—	—	Cocoa and chocolate	—	347	—	—	—	—
Polishes :							Confectionery	—	347	—	635	—	—
Polishes and compositions for application to leather	—	333	—	—	—	—	Farinaceous and patent foods :						
Polishes and compositions for application to metals	—	333	—	—	—	—	Farinaceous foods in bulk	—	348	—	—	—	797
Wood polish	—	334	—	—	—	—	Milk foods for infants and invalids	—	348	—	—	—	—
Other sorts	—	334	—	—	—	—	Other sorts	—	349	—	—	—	—
Rollards—see “Fodder, etc.”	—	—	—	—	—	—	Ghl	—	350	—	635	—	—
Roppy seed	—	—	—	649	—	—	Isinglass	—	350	—	—	—	—
Porcelain. Earthenware and —	—	115, 836	—	535	—	753	Jams and jellies	—	351	—	636	—	—
Port	—	197	—	—	—	775	Lard	—	351	—	—	—	—
Porter. Ale, beer, and —	—	190, 841	—	865	—	772	Milk, condensed and preserved, including milk cream	—	351	—	—	—	—
Portland cement	—	55	—	—	—	—	Pickles, chutnies and condiments	—	—	—	636	—	—
Postal articles not specified :							Pickles, chutnies, sauces and condiments	—	352	—	—	—	—
Postal articles	—	—	—	733	—	523	Vinegar (excluding bottled vinegar)	—	352	—	—	—	—
Potassium. Cyanide of —	—	75	—	—	—	—	Other sorts of provisions	—	352	—	637	—	—
Powder, Bleaching—	—	68	—	—	—	—	Pulp of wood	—	330	—	—	—	—
Precious stones and Pearls, unset :							Pulse, Grain, —, and Flour (for details see under “Grain, Pulse, and Flour”)”	—	—	—	—	—	—
Diamonds	—	335	—	—	—	—	Quackallver	—	274	—	—	—	797
Other precious stones	—	336	—	—	—	—	Quinine salts :						
Pearls	—	336	—	—	—	—	Quinine, hydrochloride or dihydrochloride	—	96, 835	—	—	—	748

INDEX—continued

ARTICLES	EXPORTS						ARTICLES	EXPORTS					
	IMPORTS		INDIAN MERCHANDISE		FOREIGN MERCHANDISE			IMPORTS		INDIAN MERCHANDISE		FOREIGN MERCHANDISE	
	Abstract Tables	General Imports	Abstract Tables	General Exports	Abstract Tables	General Exports		Abstract Tables	General Imports	Abstract Tables	General Exports	Abstract Tables	General Exports
	Page	Page	Page	Page	Page	Page		Page	Page	Page	Page	Page	Page
Quinine sulphate or bisulphate	—	85, 835	—	—	—	748	Rugs (woollen). Carpets and —	—	407	—	719	—	—
Bags and other materials for making paper	—	350	—	—	—	—	Rum	—	198	—	—	—	—
Bells, chairs, and fishplates (including those for railways)	—	260, 847	—	—	—	—	Rupces— Government of India	890	—	—	—	890	—
Baisins. Currants and —	—	123	—	—	—	—	Saccharine	—	07	—	—	—	748
Rape. Mustard or — oil	—	—	—	620	—	—	Sacks. Bags and— of hemp	—	452	—	—	—	—
Rape and sesamum cake	—	—	—	626	—	—	Saddlery and harness	—	188, 841	—	689	—	—
“ seed	—	—	—	650	—	—	Safes and strong boxes of metal	—	151	—	—	—	—
Rattans. Canes and —	—	61	—	617	—	742	Safety matches	—	235	—	—	—	—
Records (talking machines).	—	171	—	—	—	—	Safflower	—	—	—	533	—	—
Refining machinery. Oil-crushing and —	—	217	—	—	—	—	Saffron	—	112	—	—	—	761
Refrigerating machinery	—	210	—	—	—	—	Sago flour	—	373	—	—	—	—
Requisites for games and sports—see under “Toys and requisites, etc.”	—	—	—	—	—	—	Salt	—	360	—	640	—	798
Requisites, Smokers’ —	—	365	—	—	—	—	Salted fish, dry	—	118	—	537	—	—
“ Toilet — (not specified elsewhere)	—	481	—	—	—	—	“ “ wet (ngapp)	—	119	—	538	—	—
Resins. Gums and — (for details see under “Gums and Resins”).	—	—	—	—	—	—	“ “ or preserved. Fruits and vegetables, dried, — (for details see under “Fruits and vegetables”)	—	—	—	—	—	—
Rhea Bangle or Chinagrass	—	—	—	715	—	—	Saltpetre	—	—	—	518	—	—
Ribbons (haberdashery)	—	449	—	—	—	—	Sandal wood	—	501	—	730	—	—
Rice bowls of iron	—	250	—	—	—	—	“ “ oil	—	—	—	614	—	—
“ bran	—	—	—	538	—	—	Sanitary ware	—	118, 836	—	—	—	—
“ flour and ground rice	—	—	—	—	—	—	Saris (grey and white included with “Dhuties, etc.”)	—	—	—	—	—	—
“ in the husk	—	—	—	—	—	—	“ and scarves, coloured	—	424, 431, 437	—	—	—	—
“ not in the husk	—	—	—	—	—	—	Sarsaparilla and preparations thereof	—	97	—	—	—	—
Bolled rice	—	—	—	—	—	—	Sateens	—	424	—	—	—	—
Cleaned rice	—	—	—	—	—	—	Saw mill and wood working machinery	—	220	—	—	—	—
Broken cleaned rice.	—	—	—	—	—	—	Scarves (grey and white, included with “ Dhuties, etc.,” and coloured, included with “Saris, etc.”)	—	—	—	—	—	—
Other sorts of rice (See under Grain, etc.)	—	—	—	—	—	—	Screws, of iron or steel	—	261	—	—	—	—
Rice and flour mill machinery	—	219	—	—	—	—	Second hand clothing	—	34	—	—	—	—
Rivets. Nails, — and washers of iron or steel	—	258, 847	—	601	—	782	Seed. lac	—	188	—	579	—	—
Rods (Brass)	—	241	—	—	—	—	Seeds :	—	—	—	—	—	799
Rods (Copper)	—	245	—	—	—	—	Oil seeds:	—	—	—	—	—	—
Rod. Angle, bolt, and — of iron	—	240, 845	—	699	—	—	Essential :	—	—	—	—	—	—
Rods. Fishing — and lines (included with “Sticks and Whips, etc.”)	—	—	—	—	—	—	Ajama	—	—	—	640	—	—
Rops, cotton	—	443	—	—	—	812	Ajwan	—	—	—	640	—	—
“ and twine (jute)	—	454	—	711	—	—	Aniseed	—	—	—	641	—	—
“ (of vegetable fibre excluding jute and cotton). Cordage and —	—	59	—	526	—	746	Coriander	—	—	—	641	—	—
Rose melloes. Storax, including liquid storax—	—	98	—	—	—	—	Gummin	—	300	—	642	—	—
Rosin	—	143	—	564	—	762	“ (black)	—	—	—	642	—	—
Rubber :	—	—	—	—	—	—	Fennel	—	—	—	642	—	—
Raw	—	254	—	630	—	798	Fenugreek	—	—	—	643	—	—
Manufactures—	—	—	—	639	—	798	Sawa or dhil	—	—	—	643	—	—
Pneumatic motor covers	—	355	—	—	—	—	Other sorts	—	—	—	644	—	—
“ “ tubes.	—	355	—	—	—	—	Non-essential—	—	—	—	—	—	—
“ “ cycles covers	—	350	—	—	—	—	Castor	—	—	—	645	—	—
“ “ cycles tubes	—	353	—	—	—	—	Copra or coconut kernel	—	361	—	646	—	—
“ cycle covers	—	357	—	—	—	—	Cotton	—	—	—	646	—	—
“ “ tubes	—	357	—	—	—	—	Groundnuts	—	361	—	647	—	—
Fold rubber tyres for motor vehicles	—	358	—	—	—	—	Linseed	—	301	—	647	—	—
Other manufactures, etc.	—	358	—	—	—	—	Mown or mowra	—	—	—	648	—	—
Rubber soled (Boots and Shoes)	—	50	—	—	—	—	Mustard	—	—	—	648	—	—
	—	—	—	—	—	—	Niger	—	—	—	649	—	—
	—	—	—	—	—	—	Poppy	—	—	—	649	—	—
	—	—	—	—	—	—	Rape	—	—	—	650	—	—

INDEX—continued

ARTICLES	IMPORTS		EXPORTS				ARTICLES	IMPORTS		EXPORTS			
	Abstract Tables	General Imports	INDIAN MERCHANDISE		FOREIGN MERCHANDISE			Abstract Tables	General Imports	INDIAN MERCHANDISE		FOREIGN MERCHANDISE	
			Abstract Tables	General Exports	Abstract Tables	General Exports				Abstract Tables	General Exports	Abstract Tables	General Exports
	Page	Page	Page	Page	Page	Page	Page	Page	Page	Page	Page	Page	
Sparkling wines, Champagne and other —	—	197	—	—	—	775							
Specimens illustrative of natural science	—	367	—	657	—	808	Stripes, Checks, Spots, and — of cotton cloth (white)						
Spelter. Zinc or — (for details see under "Metals")	—	—	—	—	—	—	" (coloured, etc.) " (Under cotton goods)						
Spices:							Strips, Hoops and — (Iron or Steel)	—	258, 847	—	601	—	782
Betelnuts	—	368	—	657	—	—	Sugar:						
Cardamoms	—	368	—	658	—	800	Best Sugar	—	379	—	—	—	—
Cassia	—	368	—	—	—	800	Sugar, 23 Dutch standard and above	—	378	—	605	—	803
Onillia	—	369	—	658	—	—	Sugar below 23 Dutch standard but not below 16 Dutch standard	—	379	—	605	—	804
Cinnamon	—	369	—	659	—	—	Sugar, 15 Dutch standard and below	—	380	—	606	—	804
Cloves	—	369	—	659	—	801	Molasses	—	380	—	666	—	—
Ginger	—	370	—	659	—	—	Sugar machinery	—	221	—	—	—	—
Nutmegs	—	370	—	—	—	801	Sulphate of ammonia . .	—	280	—	505	—	—
Pepper	—	376	—	660	—	—	" of magnesium	—	73	—	—	—	—
Other sorts	—	371	—	661	—	801	Sulphur	—	80	—	—	—	—
Spinning machinery (cotton)	—	223	—	—	—	—	Sulphuric acid	—	63	—	—	—	743
Spirit (for details see under "Liquors")	—	—	—	—	—	—	Sunshades (included with "Umrellas")	—	—	—	—	—	—
Splints, antidipped — . .	—	236	—	—	—	—	Surgical instruments . .	—	178	—	—	—	—
Splittings, Mica in — . .	—	282	—	612	—	—	Tableware (including decanters, etc.) of glass	—	—	—	—	—	—
Spots, Checks, —, and Stripes, cotton (white)							Talking machines	—	171	—	—	—	—
" " " (coloured, etc.)							Talking machines and accessories	—	172	—	—	—	766
(See under cotton)							Tallow and Stearine:						
Spring of steel	—	252	—	—	—	—	Grease (excluding mineral grease).	—	381	—	—	—	—
Starch, Dextrins and Farina:							Other sorts	—	382	—	—	—	—
Starch	—	372	—	—	—	—	Tanning substances, Dyeing and — (for details see under "Dyeing and Tanning substances")						
Farina and potato flour .	—	372	—	—	—	—	Tar, Coal — and Pitch . .	—	331	—	—	—	795
Bago flour	—	373	—	—	—	—	Tartaric acid	—	64	—	—	—	—
Dextrins	—	373	—	—	—	—	Tea:						
Stationery (excluding paper)	—	654	—	663, 666	—	802, 873	Black	—	383	—	668	—	805
Pencils (excluding slatopencils)	—	374	—	—	—	—	Green	—	383	—	669	—	806
Other sorts	—	374	—	—	—	—	Tea-chests entire or in sections:						
Steam engines and parts (for details see under "Machinery and millwork")	—	—	—	—	—	—	of iron or steel or other metal	—	384	—	—	—	—
Steam-engines (Locomotives)	—	202	—	—	—	—	" wood	—	384	—	—	—	—
" (other than locomotives)	—	207, 842	—	—	—	—	" Sheets for — of lead	—	273	—	—	—	—
Stearine, Tallow and — (for details see under "Tallow and Stearine")	—	—	—	—	—	—	Tea machinery	—	222	—	—	—	—
Steel (for details see under "Metals")	—	—	—	—	—	—	" seed	—	362	—	651	—	—
Stick, lac	—	183	—	580	—	—	" waste, for the manufacture of Cellulose	—	—	—	671	—	—
Sticks and whips	—	376	—	—	—	—	Teakwood	—	500	—	729	—	827
Stockings and socks	—	405, 459	—	—	—	—	Teak keys	—	—	—	730	—	—
Stone and marble	—	467, 473	—	—	—	—	Tea, Angle and —						
Stone and marble	—	376	—	664	—	803	Telegraphs, materials for construction and accessories	—	385, 854	—	866	—	874
Articles of stone and marble	—	377	—	—	—	—	Telephones, materials for construction, etc.	—	386	—	—	—	—
Granite sets and pavement curbs	—	—	—	664	—	—	Textile machinery (for details see under "Machinery and Millwork")						
Other sorts	—	—	—	664	—	—	Textiles:						
Stones, Precious — (unset)	—	335	—	633	—	798	Cotton (for details see under "Cotton")						
Storax, including liquid storax (rose mallow)	—	98	—	—	—	—	Fabrics, containing gold and silver thread	—	477	—	—	—	—
Stout and portar: (in bottle)	—	191	—	—	—	—	Fents of all descriptions not exceeding 4 yards in length	—	440	—	—	—	—
(in bulk)	—	191	—	—	—	—							
Stoves	—	151	—	—	—	—							
Straits dollars	—	—	—	—	890	—							
Straw (included with "Fodder, etc.")	—	—	—	—	—	—							
Straw boards	—	327	—	—	—	—							

INDEX—continued

COUNTRIES	EXPORTS						COUNTRIES	EXPORTS						
	IMPORTS		INDIAN MERCHANDISE		FOREIGN MERCHANDISE			COUNTRIES	IMPORTS		INDIAN MERCHANDISE		FOREIGN MERCHANDISE	
	Abstract Tables	General Imports	Abstract Tables	General Exports	Abstract Tables	General Exports			Abstract Tables	General Imports	Abstract Tables	General Exports	Abstract Tables	General Exports
Page	Page	Page	Page	Page	Page	Trade—total—with—conclld.	Page	Page	Page	Page	Page	Page		
Trade—total—with—conclld.														
Gulana, British	—	—	24	—	27	—	Protectorate of South-West Africa	—	—	24	—	27	—	
" (Dutch)	23	—	26	—	29	—	Réunion	—	—	26	—	28	—	
Hayi and St. Domingo	23	—	26	—	29	—	Rhodesia Northern	21	—	24	—	—	—	
Hawaii	23	—	26	—	29	—	" Southern	21	—	24	—	—	—	
Heim Islands	22	—	25	—	28	—	Roumania	22	—	25	—	28	—	
Honduras	—	—	24	—	—	—	San Salvador	—	—	20	—	—	—	
" (not British)	—	—	26	—	—	—	Seychelles	21	—	24	—	27	—	
Hongkong	21	—	24	—	27	—	Siam	23	—	25	—	28	—	
Hungary	22	—	25	—	28	—	Sierra Leone	—	—	24	—	—	—	
Irish Free State	21	—	24	—	—	—	Socotra	—	21	24	—	27	—	
Italian East Africa, (Somaliland and Eritrea)	23	—	26	—	29	—	Somaliland Protectorate	21	—	24	—	27	—	
Iraq	22	—	25	—	28	—	" (French)	23	—	26	—	29	—	
Italy (including Fiume)	22	—	25	—	27	—	Spain	22	—	25	—	27	—	
Japan	23	—	26	—	29	—	Spanish West Africa (including Fernando Po.)	—	—	26	—	—	—	
Java	22	—	25	—	28	—	Straits Settlements (including Labuan)	21	—	24	—	27	—	
Kenya Colony	21	—	24	—	27	—	Sumatra	22	—	25	—	28	—	
Korea	—	—	25	—	—	—	Sweden	22	—	25	—	27	—	
Latvia	22	—	25	—	—	—	Switzerland	22	—	25	—	27	—	
Liberia	—	—	26	—	28	—	Syria	22	—	24	—	28	—	
Lithuania	22	—	—	—	—	—	Tanganyika Territory	21	—	24	—	27	—	
Luxemburg	22	—	—	—	—	—	Territory of Papua	—	—	24	—	27	—	
Macao	23	—	—	—	—	—	Tripoli (Libya)	23	—	26	—	28	—	
Madagascar and Kerguelon	23	—	26	—	28	—	Tunis	—	—	26	—	—	—	
Maldives	21	—	24	—	27	—	Turkey, Asiatic	22	—	25	—	28	—	
Malta and Gozo	21	—	24	—	27	—	" European	22	—	25	—	28	—	
Mascat Territory and Trucial Oman	22	—	25	—	28	—	Uganda Protectorate	21	—	24	—	27	—	
Mauritius and Dependencies	21	—	24	—	27	—	Union of South Africa United Kingdom (including Channel Islands)	21	—	24	—	27	—	
Mexico	23	—	26	—	28	—	United States of America	23	—	26	—	28	—	
Morocco Spanish	—	—	26	—	—	—	U. S. S. R.—Northern	22	—	25	—	27	—	
" Fr. Protectorate	23	—	26	—	28	—	Southern	22	—	25	—	27	—	
" Tangier	23	—	26	—	—	—	Pacific Ports (in Asia)	22	—	25	—	—	—	
Netherlands	22	—	25	—	27	—	Uruguay	23	—	26	—	28	—	
Newfoundland and Coast of Labrador	—	—	24	—	—	—	Venezuela	—	—	26	—	—	—	
New Guinea (Dutch)	23	—	25	—	—	—	West India Islands—(British)	21	—	24	—	27	—	
New Zealand	21	—	24	—	27	—	(French)	—	—	26	—	—	—	
Nicaragua	—	—	26	—	—	—	Yugo-Slavia (Kingdom of the Serbs, Croats, and Slovenes)	22	—	25	—	28	—	
Nigeria (including British Cameroons)	—	—	24	—	28	—	Zanzibar and Pemba	21	—	24	—	27	—	
Non-Federated Malay States	21	—	—	—	—	—	Tram cars	—	495	—	—	—	—	
Norway	22	—	25	—	27	—	Treasure	886	—	886	—	—	—	
Nyasaland Protectorate	21	—	24	—	—	—	Trousings, Coatings and—(See under cotton goods). Trunks, Bags and—(Vide Leather)	—	—	—	—	—	—	
Other Islands in the Pacific	23	—	26	—	—	—	Tubes (Brass)	—	—	—	—	—	—	
Other Native States in Arabia	22	—	25	—	28	—	Tubes (Copper)	—	—	—	—	—	—	
Palestine	21	—	24	—	27	—	Tubes pipes, and fittings wrought (iron or steel) Pipes and—of lead (Vide Metals)	—	—	—	—	—	—	
Panama (including Panama Canal Zone)	23	—	26	—	29	—	" Pneumatic Rubber—	—	—	—	—	—	—	
Paraguay	—	—	26	—	—	—	(Vide Rubber manufactures)—Turbogenerating sets	—	210	—	—	—	—	
Perala	22	—	25	—	28	—	Turmeric	—	—	—	533	—	—	
Peru	23	—	26	—	—	—	Turpentine : Genuine Turpentine	—	307	—	—	—	—	
Philippines	23	—	25	—	28	—	Turpentine substitute	—	308	—	—	—	—	
Poland (including Dantzig)	22	—	25	—	27	—	Twills : White } (See cotton goods) Coloured }	—	—	—	—	—	—	
Porto Rico	23	—	26	—	—	—								
Portugal (including Azores and Madelra)	22	—	25	—	27	—								
Portuguese East Africa	23	—	26	—	28	—								
Portuguese Timor	—	—	25	—	—	—								
Portuguese West Africa	23	—	26	—	28	—								